Annex F. Photographs

F.1 Test Sample

Sample Front	Sample Back
	
Tablet Display	**Tablet Keyboard**
	
Laptop Mode	

Printed copies are not controlled documents

F.2 Test positions

Top Edge	Back Face
	
Right Edge	**Laptop Mode**
	

Printed copies are not controlled documents

F.3 Antenna host platform location and adjacent edge positions relative to the body

All information (diagrams, values and dimensions) in this section are provided by the manufacturer

Antenna Host Platform location
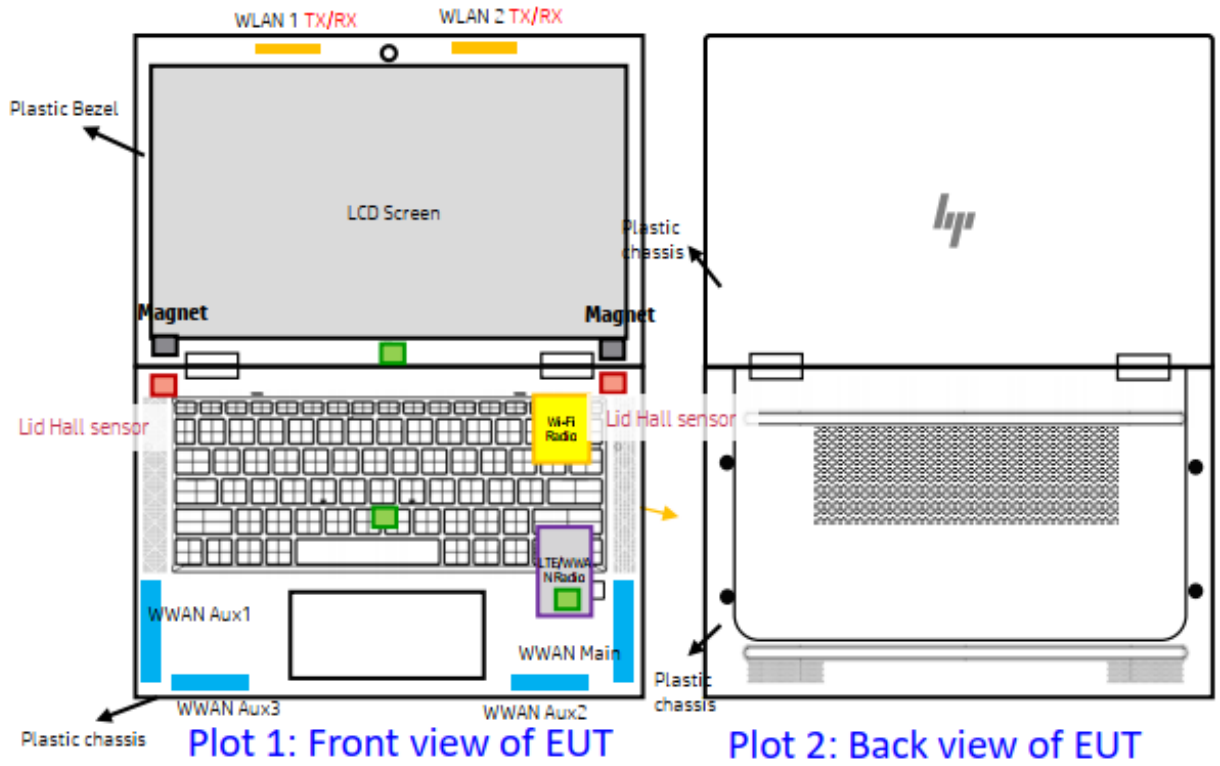

Tablet Mode – Distance to edges	Tablet Mode – Distance to edges - 2
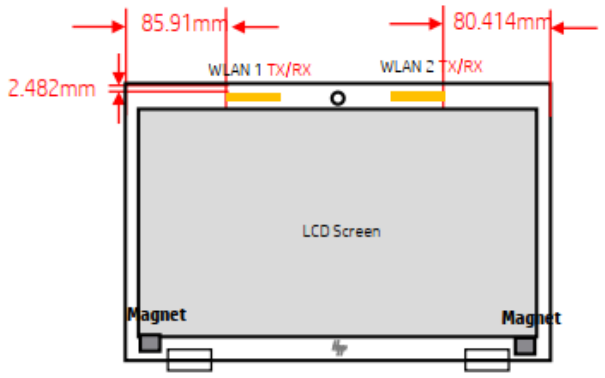	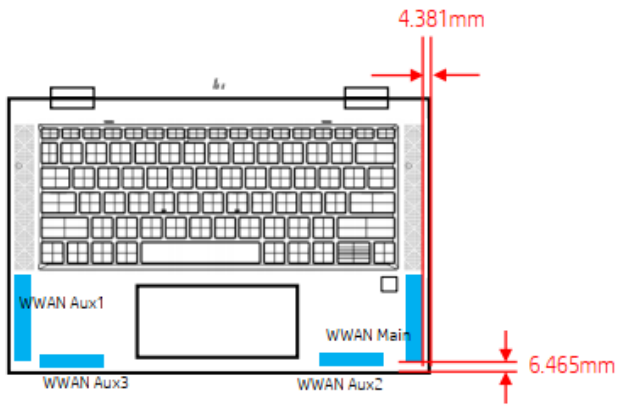

Printed copies are not controlled documents

Cross Section View – Tablet Mode


TX Antennas Separation Distance
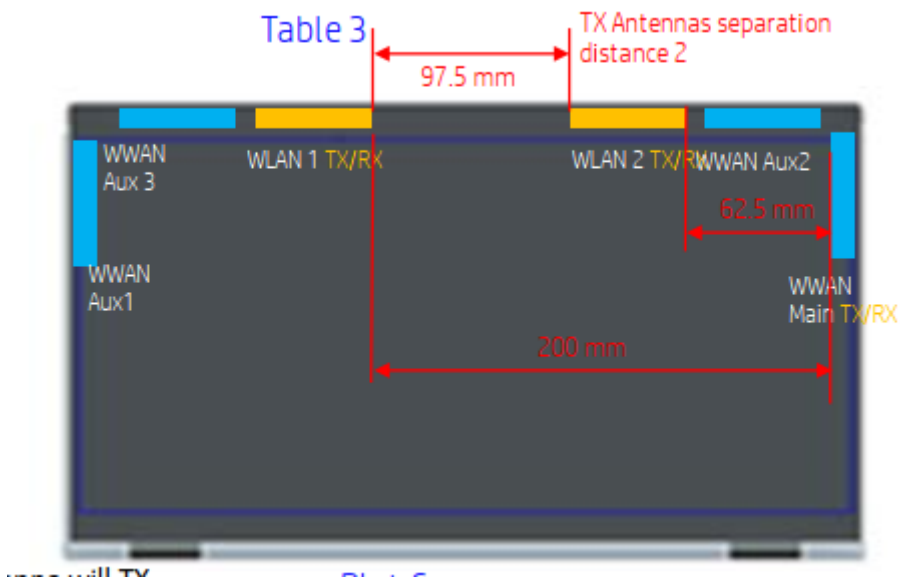

Printed copies are not controlled documents

The illustration of Lid angle

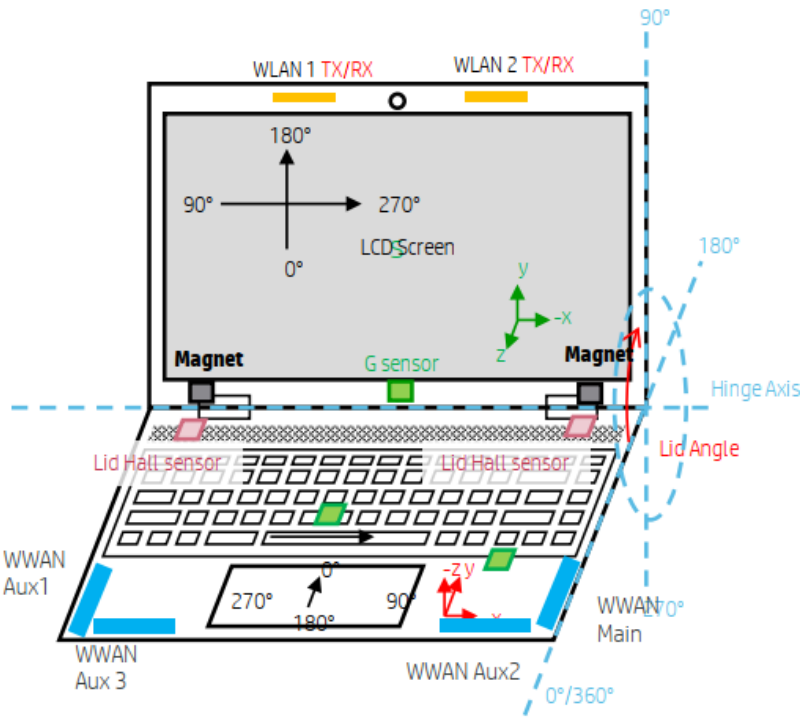

Device mode lid open angle description

Device Mode	Lid Open Angle description	Mode Reported to OS for WLAN	Mode Reported to OS for WWAN
Lid Close	0° ≤ Lid angle <35 ° (Lid Hall Sensor Trigger)	No TX power	No TX power
Laptop	35° ≤ Lid angle < 160° (Lid Hall Sensor Release)	Notebook	Notebook
Tablet	160° ≤ Lid angle ≤ 360° (screen orientation is 0°)	Non-notebook	Non-notebook
Tent	201° ≤ Lid angle ≤ 340° (screen orientation is 180°)	Non-notebook	Non-notebook
Stand	201° ≤ Lid angle ≤ 340° (screen orientation is 0°)	Notebook	Non-notebook
Book	35° ≤ Lid angle ≤ 360° (screen orientation is 90° or 270°)	Non-notebook	Non-notebook

Printed copies are not controlled documents

F.4 Phantom liquid level during measurements

ELI phantom Body liquid SAR Dasy SPEAG MBBL600-6000V6 Batch - 160603-01


Printed copies are not controlled documents