TN0020A

Operation Manual

Model name	Car Audio
Model No	TN0020A

Index Page

1-Rating 2P
2-Button Function Spec 3P
3-Radio operation procedure 4P
4-Operating manual (Bluetooth/Handsfree) 5P
5-FCC Operating manual Requirement 6P

DENSO TEN CONFIDENTIAL

1-Rating

RATED VOLTAGE	12.0V (10.5～16.0V) - ground
LOAD IMPEDANCE	4Ω
BACK UP CURRENT	2.1mA or less
RATED CURRENT	4.0A or less (Vcc=13.2V, 0.5W output)
AM TUNING RANGE	531 - 1602 kHz (9kHz step)
FM TUNING RANGE	87.5 - 108 MHz (50kHz step)

DENSO TEN CONFIDENTIAL

2-Button Function Spec

■AUDIO controls

Button No.	Button Name	Operation
①	VOL UP	Short Push: Increase Volume Up 1 step Long Push: Increase Volume Up continuously
②	VOL DOWN	Short Push: Decrease Volume Down 1 step Long Push: Decrease Volume Down continuously
③	HOME	Short Push: Transition to home screen Long Push: AA/CP voice recognition
④	BACK	Transition to previous screen

DENSO TEN CONFIDENTIAL

3-Radio operation procedure

【操作手順】[Operation procedure]

①起動 (ACC-ON)

ACC-ON後、TOYOTA画面が表示された事を確認。

After the ACC-ON, confirm that Toyota screen is displayed.

②数秒後に"CAUTION"画面に遷移します。

The screen is changed to "CAUTION" screen after a few seconds.

*初回のACC-ON時はやや時間を要します。

Note: It takes a little longer for the first time of ACC-ON.

③数秒後に"Continue"ボタンを押して、MENU画面に遷移させます。

Press the "Continue" button on the face panel after a few seconds to move MENU screen.

Menu Screen Display

④画面内のラジオモードウィンドウを押すと、"FM1 "画面に遷移します。

When the Radio Mode Window on the screen is pressed,"FM1" screen is displayed.

⑤下記画面に遷移したら、"<"釦 若しくは、">"釦を押下してください。

これで、SEEKが始まります。

Confirm that the screen is changed as below,

Please push down the "<"button or ">"button.

This will start to SEEK.

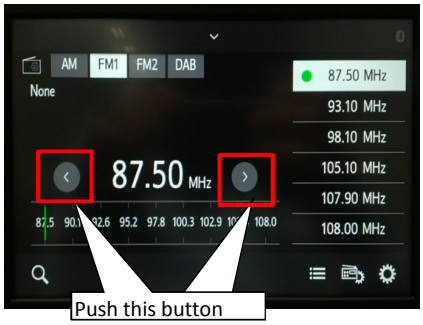

※AMモードも同様の手順です。

※Same as AM mode.

DENSO TEN CONFIDENTIAL

4-Operating manual (Bluetooth/Handsfree)

【操作手順】[Operation procedure]

①起動 (ACC-ON)

ACC-ON後、TOYOTA画が表示された事を確認。

After the ACC-ON, confirm that Toyota screen is displayed.

②数秒後に"CAUTION"画面に遷移します。

The screen is changed to "CAUTION" screen after a few seconds.

*初回のACC-ON時はやや時間を要します。

Note: It takes a little longer for the first time of ACC-ON.

③数秒後に"Continue"ボタンを押して、MENU画面に遷移させます。

Press the "Continue" button on the face panel after a few seconds to move MENU screen.

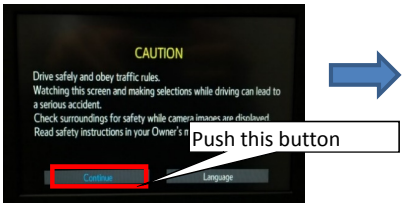

Menu Screen Display

④下のスワップして、NOTIFICATION画面に遷移させます。

Swipe down on the face panel to move to Notification screen.

⑤"Setting"ボタンを押して、SETTINGS画面に遷移させます。

Please press the "Setting" button on the face panel to move to Settings screen

⑥"Settings"画面に遷移することを確認し、画面上の"Bluetooth"釦を選択。

Confirm if "Settings" screen is displayed, select the "Bluetooth" button on the display.

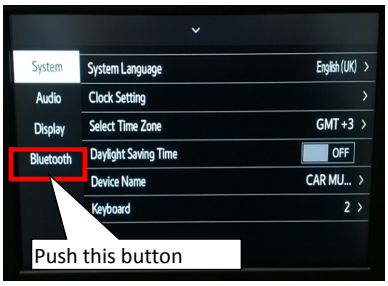

⑦画面の"Add Device"釦を押下してください。

Please press the "Add Device" button of the screen

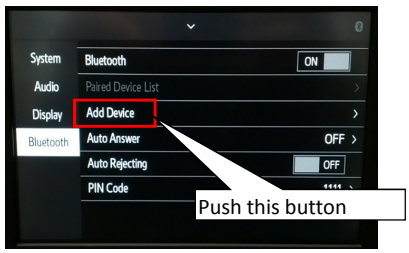

⑧画面の"Search Device"釦を押下してください。

Please press the "Search Device" button of the screen

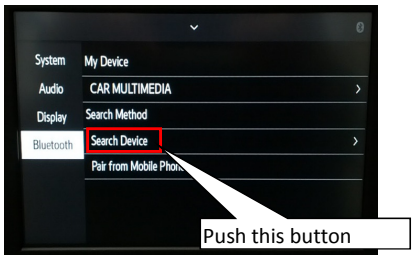

⑨下記画面に遷移したらBluetooth端末(iPhone、iPodなど)をペアリングモードに設定してください。

Confirm if screen is changed as below,

Please set iPhone or iPod in pairing mode.

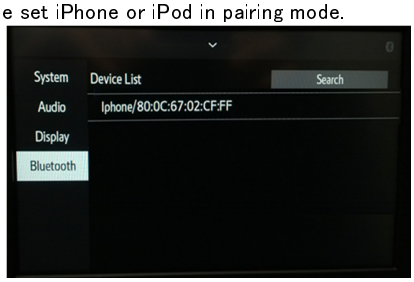

※Displays when you have more than one pairing equipment

※複数のペアリング機器がある場合の表示

⑩接続したiPhone又はiPodを選択します。

Select the iPhone or iPod to connect.

※ 電話機の表示にしたがって操作してください

※ Operate the phone after the message on the screen

⑪完了すれば"Connection Completed"の画面になります。

"Connection Completed" is displayed if completed.

DENSO TEN CONFIDENTIAL

5-FCC Operating manual Requirement

CAUTION: Radio Frequency Radiation Exposure

This equipment complies with FCC radiation exposure limits set forth for uncontrolled equipment and meets the FCC radio frequency (RF) Exposure Guidelines. This equipment has very low levels of RF energy that is deemed to comply without maximum permissive exposure evaluation (MPE). But it is desirable that it should be installed and operated with at least 20cm and more between the radiator and person's body in normal use position.

Co-location: This transmitter must not be co-located or operated in conjunction with any other antenna or transmitter.

This device complies with part 15 of the FCC Rules. Operation is subject to the following two conditions: (1) This device may not cause harmful interference, and (2) this device must accept any interference received, including interference that may cause undesired operation.

FCC WARNING

Changes or modifications not expressly approved by the party responsible for compliance could void the user's authority to operate the equipment.

DENSO TEN CONFIDENTIAL