VERTICAL RESULT

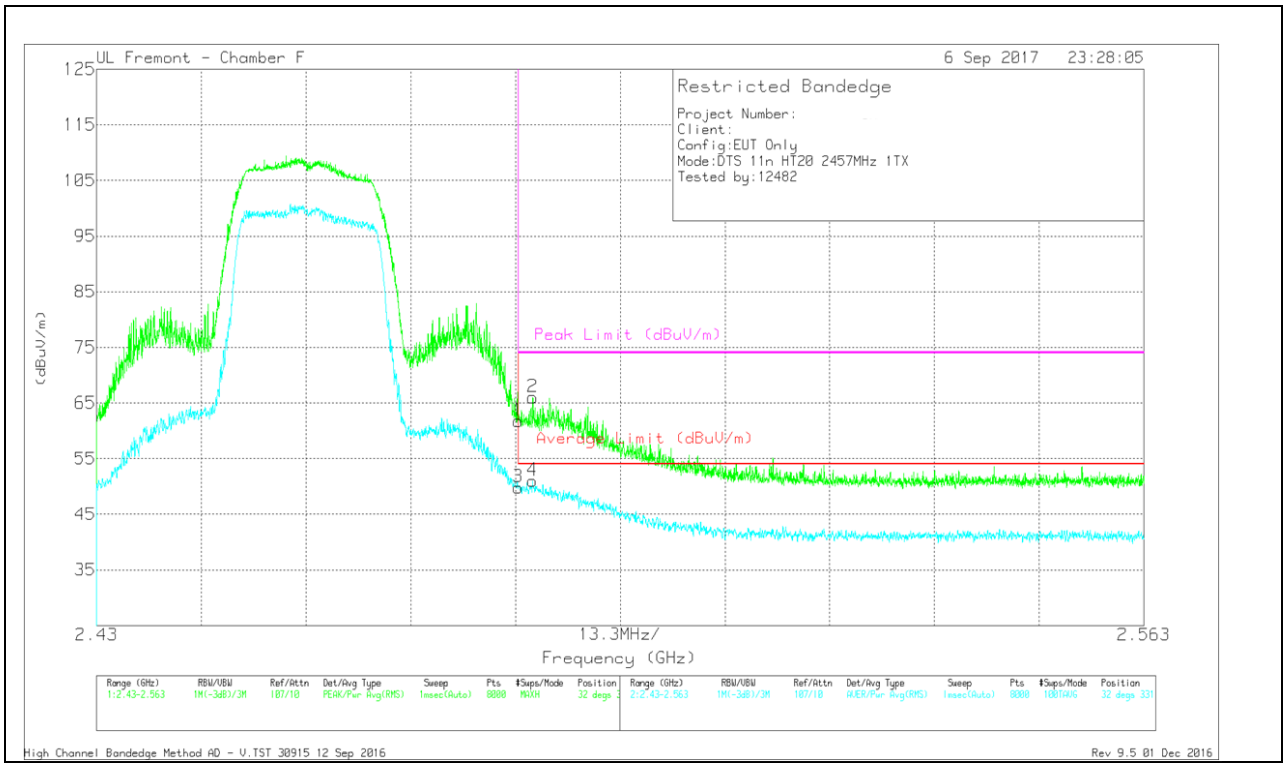

Marker	Frequency (GHz)	Meter Reading (dBuV)	Det	AF T119 (dB/m)	Amp/Cbl/Fltr/Pad (dB)	Corrected Reading (dBuV/m)	Average Limit (dBuV/m)	Margin (dB)	Peak Limit (dBuV/m)	PK Margin (dB)	Azimuth (Degs)	Height (cm)	Polarity
1	* 2.484	50.68	Pk	32.1	-21	61.78	-	-	74	-12.22	32	331	V
2	* 2.485	54.84	Pk	32.2	-21	66.04	-	-	74	-7.96	32	331	V
3	* 2.484	38.75	RMS	32.1	-21	49.85	54	-4.15	-	-	32	331	V
4	* 2.485	39.82	RMS	32.2	-21	51.02	54	-2.98	-	-	32	331	V

* - indicates frequency in CFR47 Pt 15 / IC RSS-Restricted Band
Pk - Peak detector
RMS - RMS detection

UL VERIFICATION SERVICES INC.
47173 BENICIA STREET, FREMONT, CA 94538, USA TEL: (510) 771-1000 FAX: (510) 661-0888
This report shall not be reproduced except in full, without the written approval of UL Verification Services Inc.

BANDEDGE (HIGH CHANNEL, CH 11)

HORIZONTAL RESULT

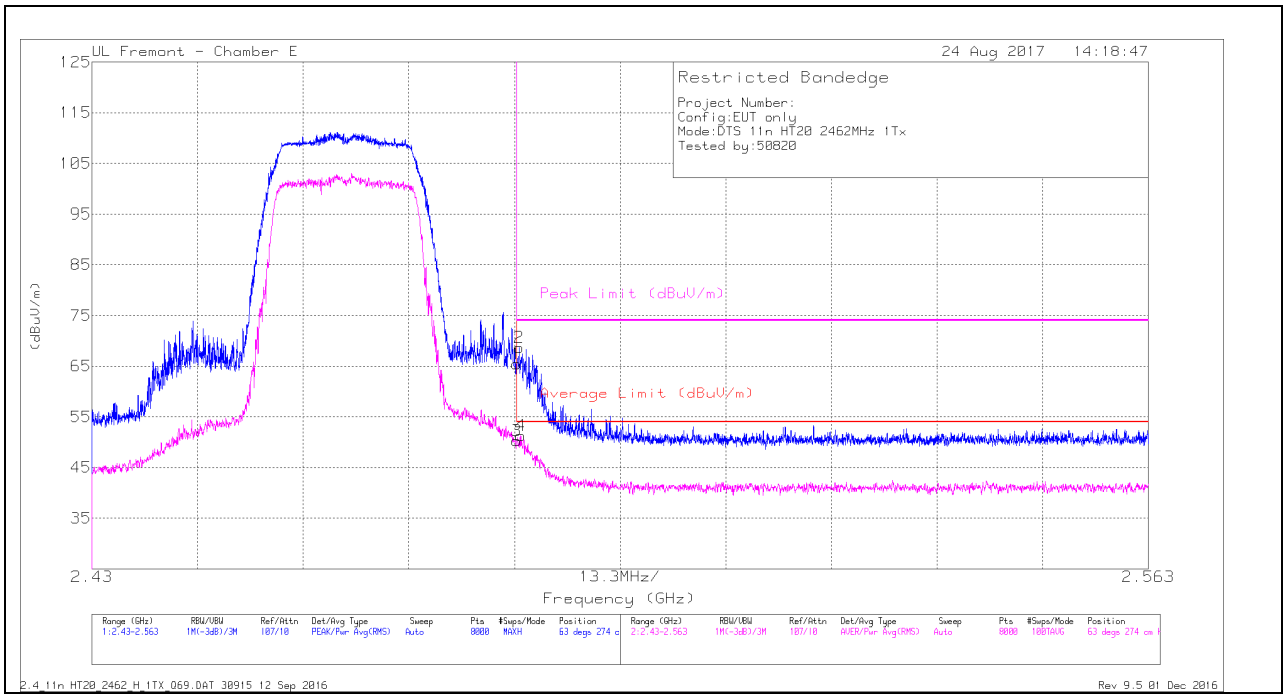

Marker	Frequency (GHz)	Meter Reading (dBuV)	Det	AF T346 (dB/m)	Amp/Cbl/Fltr/Pad (dB)	Corrected Reading (dBuV/m)	Average Limit (dBuV/m)	Margin (dB)	Peak Limit (dBuV/m)	PK Margin (dB)	Azimuth (Degs)	Height (cm)	Polarity
1	* 2.484	54.35	Pk	32.1	-21	65.45	-	-	74	-8.55	63	274	H
2	* 2.484	57.56	Pk	32.1	-21	68.66	-	-	74	-5.34	63	274	H
3	* 2.484	39.17	RMS	32.1	-21	50.27	54	-3.73	-	-	63	274	H
4	* 2.484	40.08	RMS	32.2	-21	51.28	54	-2.72	-	-	63	274	H

* - indicates frequency in CFR47 Pt 15 / IC RSS-Restricted Band
Pk - Peak detector
RMS - RMS detection

UL VERIFICATION SERVICES INC.
47173 BENICIA STREET, FREMONT, CA 94538, USA TEL: (510) 771-1000 FAX: (510) 661-0888
This report shall not be reproduced except in full, without the written approval of UL Verification Services Inc.

VERTICAL RESULT

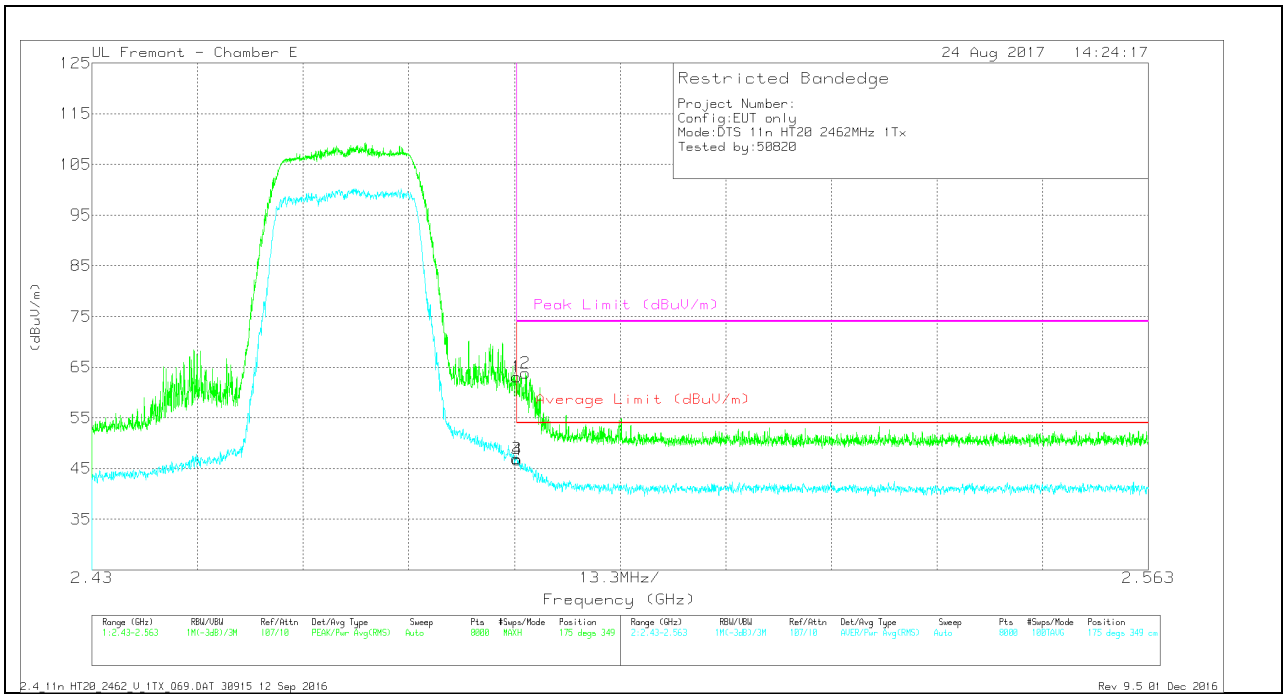

Marker	Frequency (GHz)	Meter Reading (dBuV)	Det	AF T346 (dB/m)	Amp/Cbl/Fltr/Pad (dB)	Corrected Reading (dBuV/m)	Average Limit (dBuV/m)	Margin (dB)	Peak Limit (dBuV/m)	PK Margin (dB)	Azimuth (Degs)	Height (cm)	Polarity
1	* 2.484	52.02	Pk	32.1	-21	63.12	-	-	74	-10.88	175	349	V
2	* 2.485	52.63	Pk	32.2	-21	63.83	-	-	74	-10.17	175	349	V
3	* 2.484	35.79	RMS	32.1	-21	46.89	54	-7.11	-	-	175	349	V
4	* 2.484	35.64	RMS	32.1	-21	46.74	54	-7.26	-	-	175	349	V

* - indicates frequency in CFR47 Pt 15 / IC RSS-Restricted Band
Pk - Peak detector
RMS - RMS detection

UL VERIFICATION SERVICES INC.
47173 BENICIA STREET, FREMONT, CA 94538, USA TEL: (510) 771-1000 FAX: (510) 661-0888
This report shall not be reproduced except in full, without the written approval of UL Verification Services Inc.

BANDEDGE (HIGH CHANNEL, CH 12)

HORIZONTAL RESULT

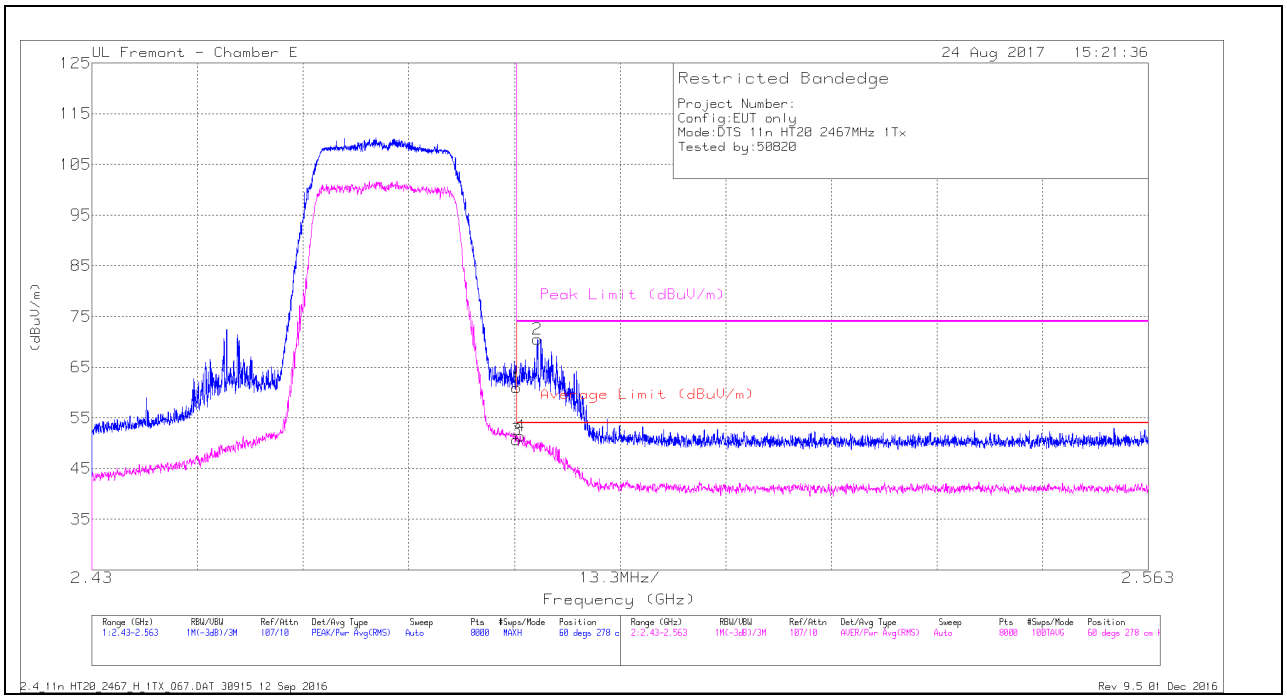

Marker	Frequency (GHz)	Meter Reading (dBuV)	Det	AF T346 (dB/m)	Amp/Cbl/Fltr/Pad (dB)	Corrected Reading (dBuV/m)	Average Limit (dBuV/m)	Margin (dB)	Peak Limit (dBuV/m)	PK Margin (dB)	Azimuth (Degs)	Height (cm)	Polarity
1	* 2.484	49.85	Pk	32.1	-21	60.95	-	-	74	-13.05	60	278	H
2	* 2.486	59.36	Pk	32.2	-21	70.56	-	-	74	-3.44	60	278	H
3	* 2.484	39.59	RMS	32.1	-21	50.69	54	-3.31	-	-	60	278	H
4	* 2.484	40.26	RMS	32.2	-21	51.46	54	-2.54	-	-	60	278	H

* - indicates frequency in CFR47 Pt 15 / IC RSS-Restricted Band
Pk - Peak detector
RMS - RMS detection

UL VERIFICATION SERVICES INC.
47173 BENICIA STREET, FREMONT, CA 94538, USA TEL: (510) 771-1000 FAX: (510) 661-0888
This report shall not be reproduced except in full, without the written approval of UL Verification Services Inc.

VERTICAL RESULT

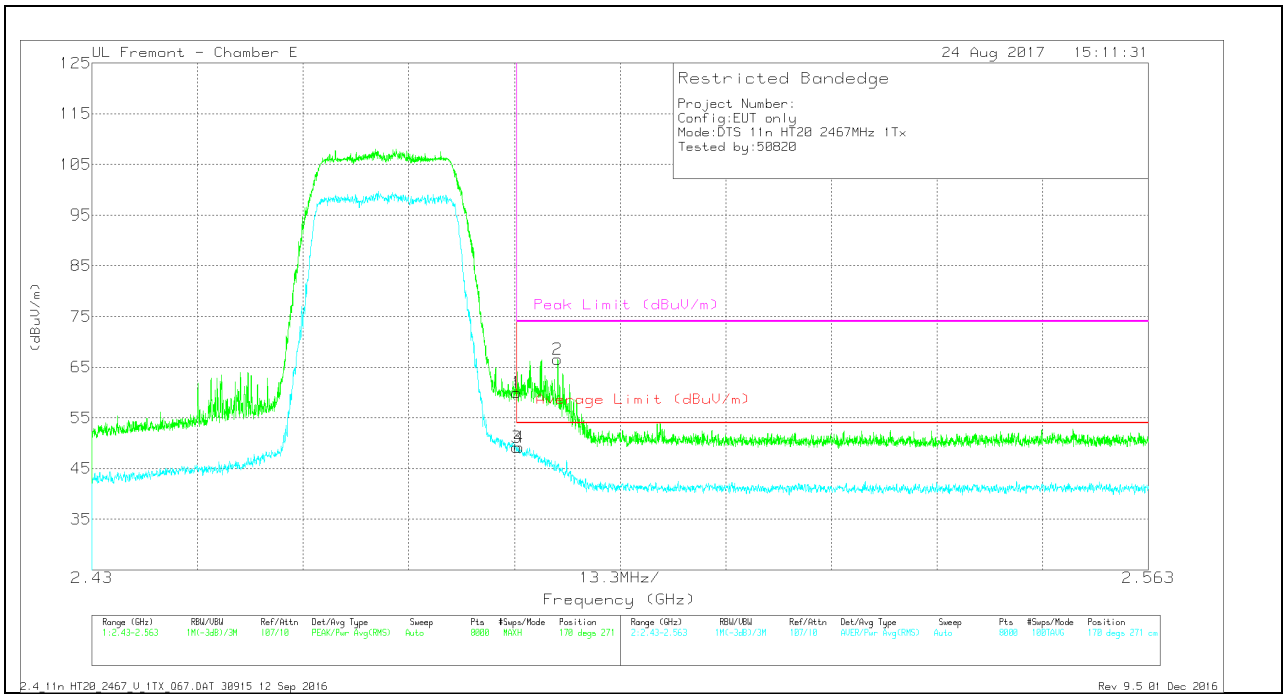

Marker	Frequency (GHz)	Meter Reading (dBuV)	Det	AF T346 (dB/m)	Amp/Cbl/Fltr/Pad (dB)	Corrected Reading (dBuV/m)	Average Limit (dBuV/m)	Margin (dB)	Peak Limit (dBuV/m)	PK Margin (dB)	Azimuth (Degs)	Height (cm)	Polarity
1	* 2.484	48.76	Pk	32.1	-21	59.86	-	-	74	-14.14	176	276	V
2	* 2.488	56.11	Pk	32.2	-21	67.31	-	-	74	-6.69	176	276	V
3	* 2.484	35.6	RMS	32.1	-21	46.7	54	-7.3	-	-	176	276	V
4	* 2.484	37.54	RMS	32.1	-21	48.64	54	-5.36	-	-	176	276	V

* - indicates frequency in CFR47 Pt 15 / IC RSS-Restricted Band
Pk - Peak detector
RMS - RMS detection

UL VERIFICATION SERVICES INC.
47173 BENICIA STREET, FREMONT, CA 94538, USA TEL: (510) 771-1000 FAX: (510) 661-0888
This report shall not be reproduced except in full, without the written approval of UL Verification Services Inc.

BANDEDGE (HIGH CHANNEL, CH 13)

HORIZONTAL RESULT

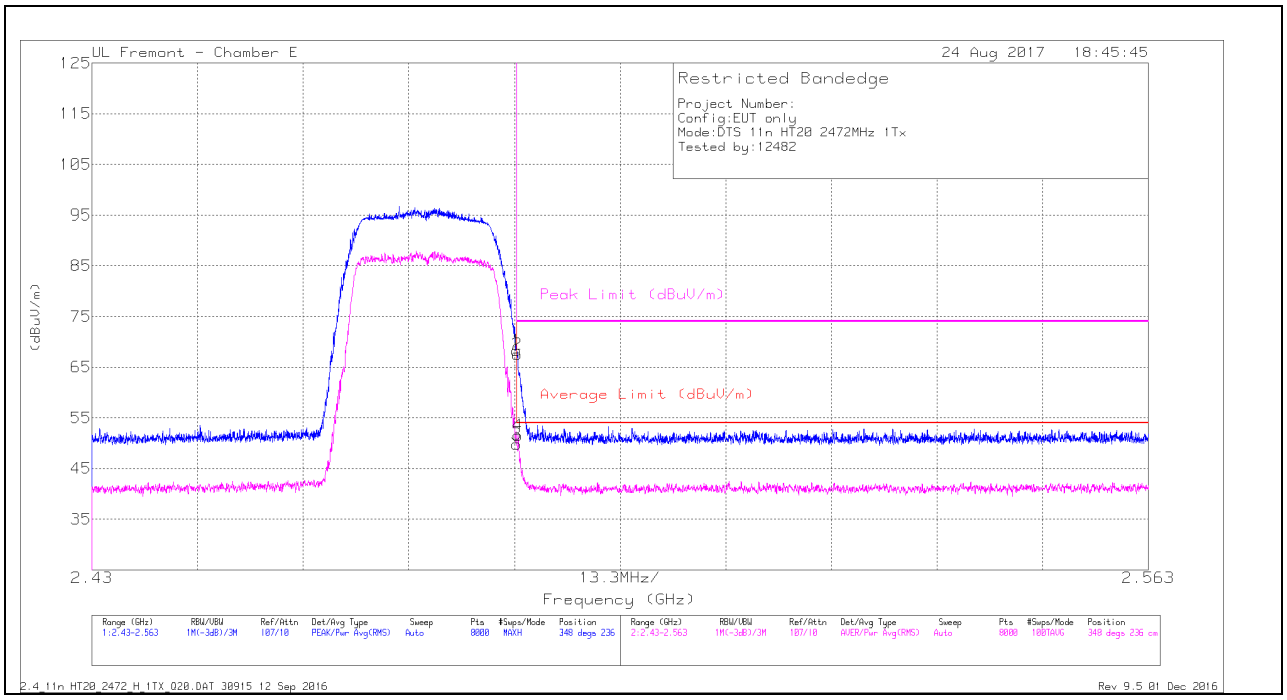

Marker	Frequency (GHz)	Meter Reading (dBuV)	Det	AF T346 (dB/m)	Amp/Cbl/Fltr/Pad (dB)	Corrected Reading (dBuV/m)	Average Limit (dBuV/m)	Margin (dB)	Peak Limit (dBuV/m)	PK Margin (dB)	Azimuth (Degs)	Height (cm)	Polarity
1	* 2.484	57.24	Pk	32.1	-21	68.34	-	-	74	-5.66	348	236	H
2	* 2.484	56.43	Pk	32.1	-21	67.53	-	-	74	-6.47	348	236	H
3	* 2.484	38.75	RMS	32.1	-21	49.85	54	-4.15	-	-	348	236	H
4	* 2.484	40.4	RMS	32.1	-21	51.5	54	-2.5	-	-	348	236	H

* - indicates frequency in CFR47 Pt 15 / IC RSS-Restricted Band
Pk - Peak detector
RMS - RMS detection

UL VERIFICATION SERVICES INC.
47173 BENICIA STREET, FREMONT, CA 94538, USA TEL: (510) 771-1000 FAX: (510) 661-0888
This report shall not be reproduced except in full, without the written approval of UL Verification Services Inc.

VERTICAL RESULT

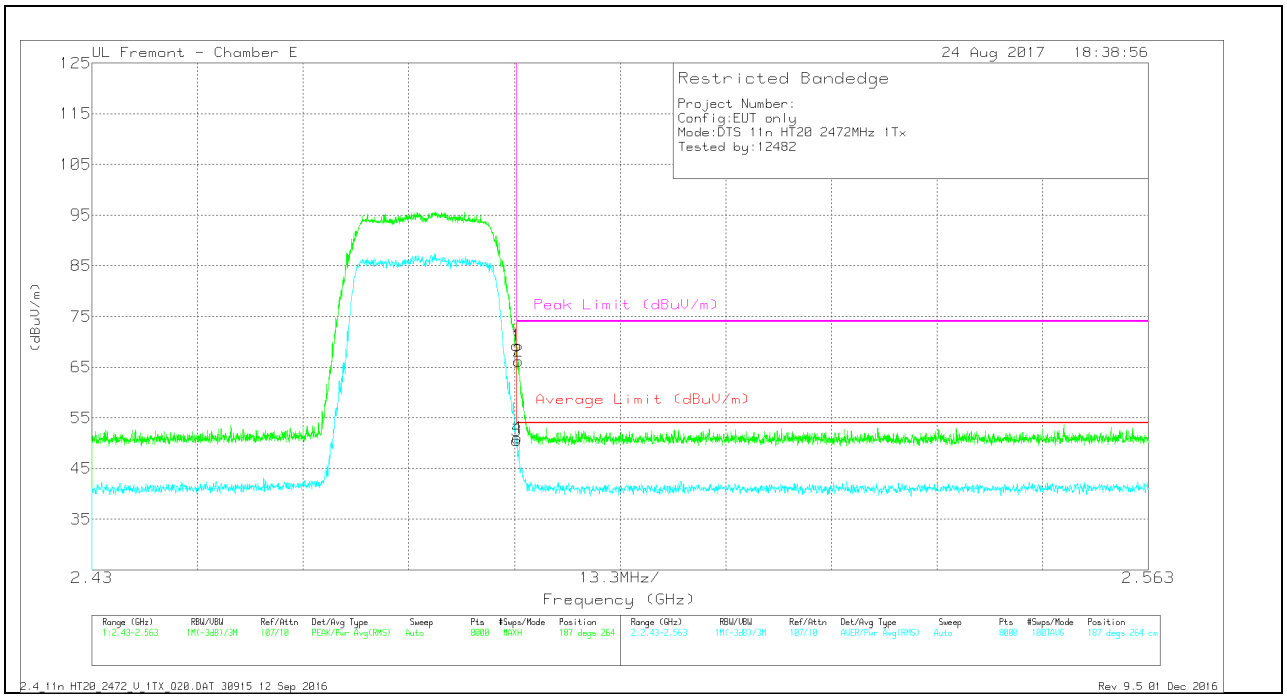

Marker	Frequency (GHz)	Meter Reading (dBuV)	Det	AF T346 (dB/m)	Amp/Cbl/Fltr/Pad (dB)	Corrected Reading (dBuV/m)	Average Limit (dBuV/m)	Margin (dB)	Peak Limit (dBuV/m)	PK Margin (dB)	Azimuth (Degs)	Height (cm)	Polarity
1	* 2.484	58.16	Pk	32.1	-21	69.26	-	-	74	-4.74	187	264	V
2	* 2.484	55.05	Pk	32.1	-21	66.15	-	-	74	-7.85	187	264	V
3	* 2.484	39.46	RMS	32.1	-21	50.56	54	-3.44	-	-	187	264	V
4	* 2.484	39.98	RMS	32.1	-21	51.08	54	-2.92	-	-	187	264	V

* - indicates frequency in CFR47 Pt 15 / IC RSS-Restricted Band
Pk - Peak detector
RMS - RMS detection

UL VERIFICATION SERVICES INC.
47173 BENICIA STREET, FREMONT, CA 94538, USA TEL: (510) 771-1000 FAX: (510) 661-0888
This report shall not be reproduced except in full, without the written approval of UL Verification Services Inc.

10.1.3. 802.11n HT20 MIMO MODE

2TX Antenna A + Antenna B CDD MODE

BANDEDGE (LOW CHANNEL, CH 1)

HORIZONTAL RESULT

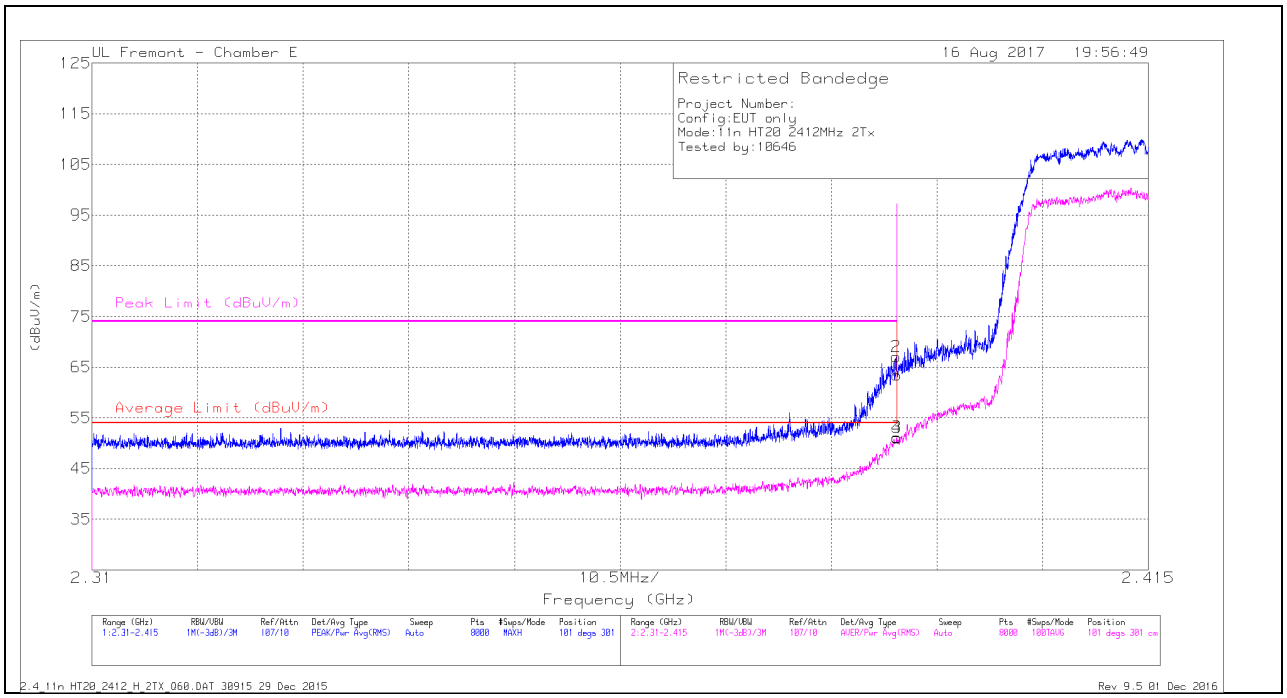

Marker	Frequency (GHz)	Meter Reading (dBuV)	Det	AF AF T346 (dB/m)	Amp/Cbl/Fltr/Pad (dB)	Corrected Reading (dBuV/m)	Average Limit (dBuV/m)	Margin (dB)	Peak Limit (dBuV/m)	PK Margin (dB)	Azimuth (Degs)	Height (cm)	Polarity
1	* 2.39	52	Pk	32.1	-20.7	63.4	-	-	74	-10.6	101	301	H
2	* 2.39	55.67	Pk	32.1	-20.7	67.07	-	-	74	-6.93	101	301	H
3	* 2.39	39.74	RMS	32.1	-20.7	51.14	54	-2.86	-	-	101	301	H
4	* 2.39	39.64	RMS	32.1	-20.7	51.04	54	-2.96	-	-	101	301	H

* - indicates frequency in CFR47 Pt 15 / IC RSS-Restricted Band
Pk - Peak detector
RMS - RMS detection

UL VERIFICATION SERVICES INC.
47173 BENICIA STREET, FREMONT, CA 94538, USA TEL: (510) 771-1000 FAX: (510) 661-0888
This report shall not be reproduced except in full, without the written approval of UL Verification Services Inc.

VERTICAL RESULT

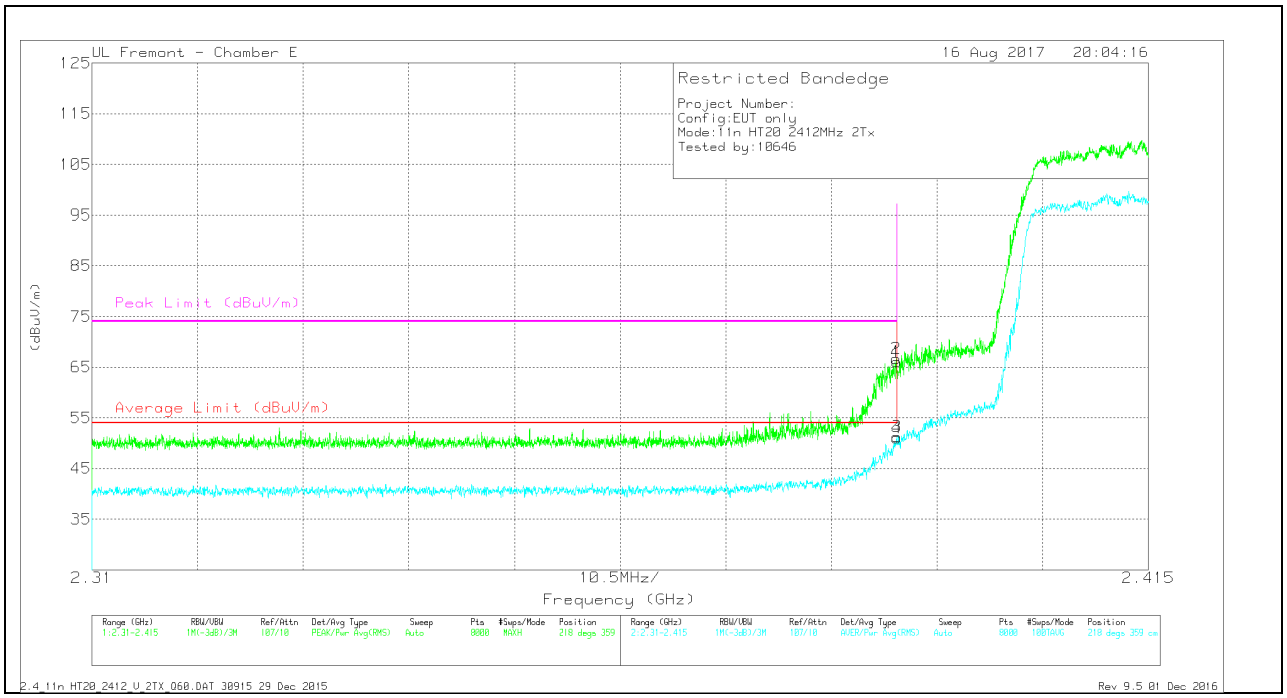

Marker	Frequency (GHz)	Meter Reading (dBuV)	Det	AF T346 (dB/m)	Amp/Cbl/Fltr/Pad (dB)	Corrected Reading (dBuV/m)	Average Limit (dBuV/m)	Margin (dB)	Peak Limit (dBuV/m)	PK Margin (dB)	Azimuth (Degs)	Height (cm)	Polarity
1	* 2.39	54.7	Pk	32.1	-20.7	66.1	-	-	74	-7.9	218	359	V
2	* 2.39	55.3	Pk	32.1	-20.7	66.7	-	-	74	-7.3	218	359	V
3	* 2.39	39.93	RMS	32.1	-20.7	51.33	54	-2.67	-	-	218	359	V
4	* 2.39	39.6	RMS	32.1	-20.7	51	54	-3	-	-	218	359	V

* - indicates frequency in CFR47 Pt 15 / IC RSS-Restricted Band
Pk - Peak detector
RMS - RMS detection

UL VERIFICATION SERVICES INC.
47173 BENICIA STREET, FREMONT, CA 94538, USA TEL: (510) 771-1000 FAX: (510) 661-0888
This report shall not be reproduced except in full, without the written approval of UL Verification Services Inc.

BANDEDGE (LOW CHANNEL, CH 2)

HORIZONTAL RESULT

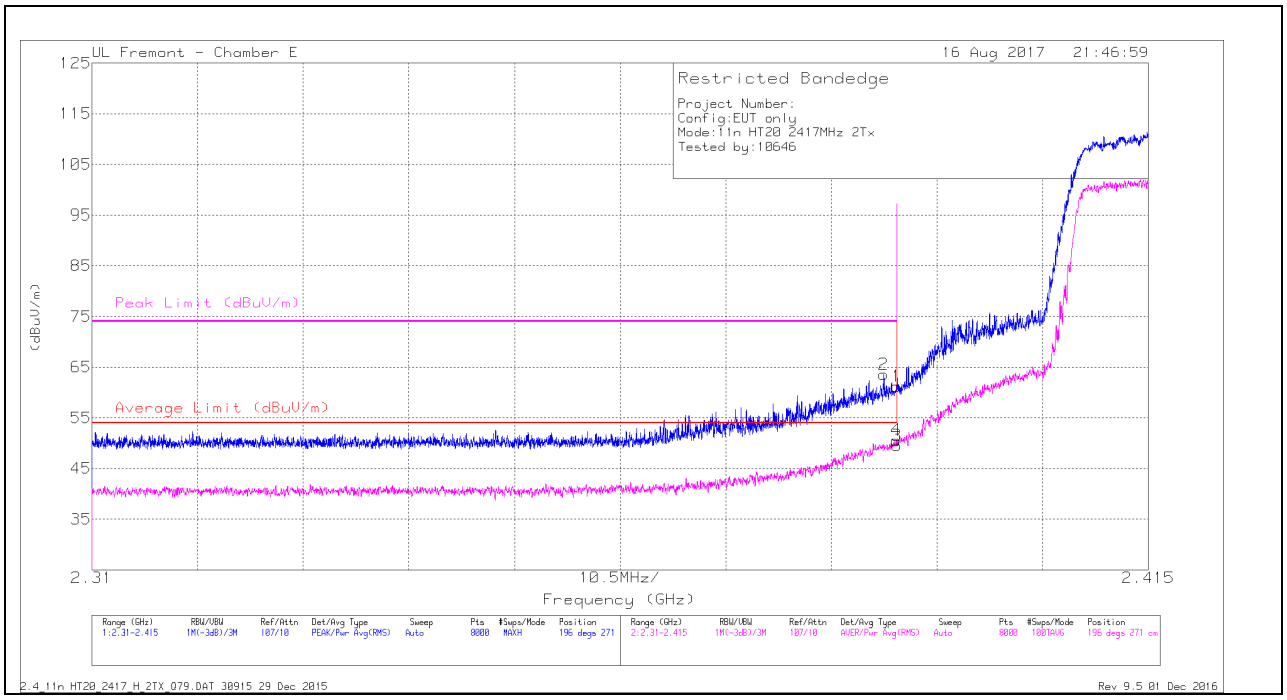

Marker	Frequency (GHz)	Meter Reading (dBuV)	Det	AF T346 (dB/m)	Amp/Cbl/Fltr/Pad (dB)	Corrected Reading (dBuV/m)	Average Limit (dBuV/m)	Margin (dB)	Peak Limit (dBuV/m)	PK Margin (dB)	Azimuth (Degs)	Height (cm)	Polarity
2	* 2.389	52.33	Pk	32.1	-20.8	63.63	-	-	74	-10.37	196	271	H
1	* 2.39	49.84	Pk	32.1	-20.7	61.24	-	-	74	-12.76	196	271	H
3	* 2.39	38.19	RMS	32.1	-20.7	49.59	54	-4.41	-	-	196	271	H
4	* 2.39	39.2	RMS	32.1	-20.7	50.6	54	-3.4	-	-	196	271	H

* - indicates frequency in CFR47 Pt 15 / IC RSS-Restricted Band
Pk - Peak detector
RMS - RMS detection

UL VERIFICATION SERVICES INC.
47173 BENICIA STREET, FREMONT, CA 94538, USA TEL: (510) 771-1000 FAX: (510) 661-0888
This report shall not be reproduced except in full, without the written approval of UL Verification Services Inc.

VERTICAL RESULT

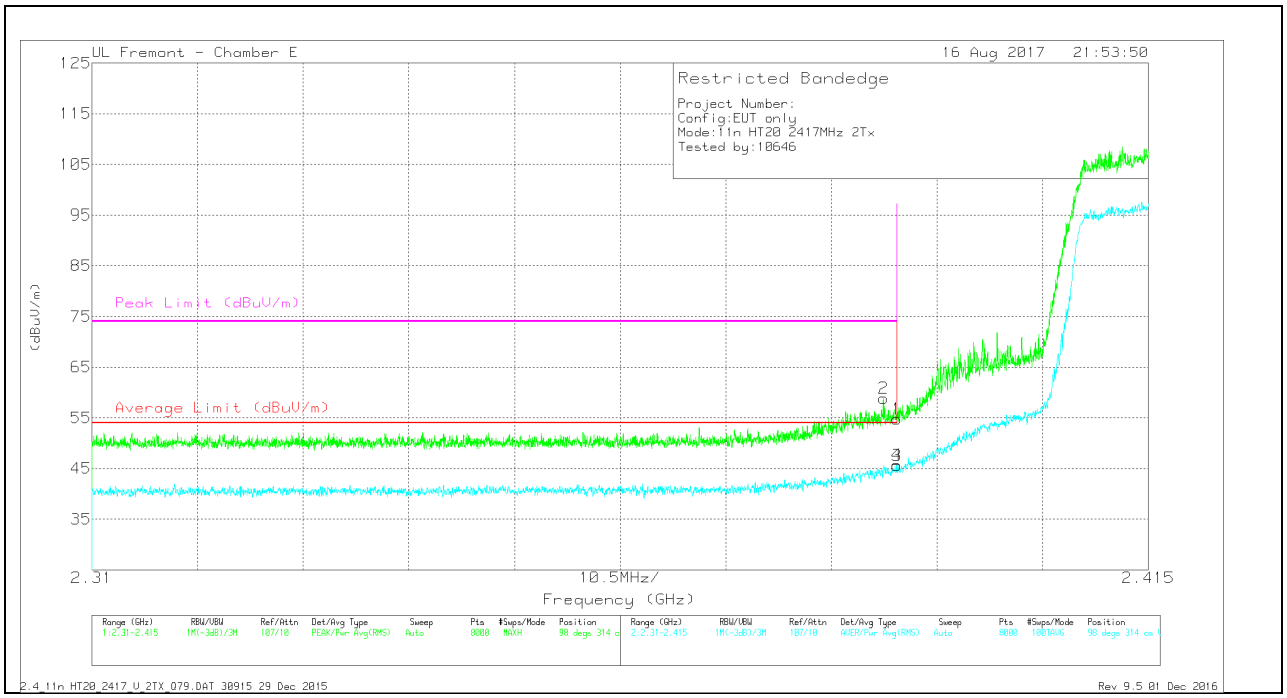

Marker	Frequency (GHz)	Meter Reading (dBuV)	Det	AF T346 (dB/m)	Amp/Cbl/Fltr/Pad (dB)	Corrected Reading (dBuV/m)	Average Limit (dBuV/m)	Margin (dB)	Peak Limit (dBuV/m)	PK Margin (dB)	Azimuth (Degs)	Height (cm)	Polarity
2	* 2.389	47.56	Pk	32.1	-20.8	58.86	-	-	74	-15.14	98	314	V
1	* 2.39	43.34	Pk	32.1	-20.7	54.74	-	-	74	-19.26	98	314	V
3	* 2.39	34.21	RMS	32.1	-20.7	45.61	54	-8.39	-	-	98	314	V
4	* 2.39	34.24	RMS	32.1	-20.7	45.64	54	-8.36	-	-	98	314	V

* - indicates frequency in CFR47 Pt 15 / IC RSS-Restricted Band
Pk - Peak detector
RMS - RMS detection

UL VERIFICATION SERVICES INC.
47173 BENICIA STREET, FREMONT, CA 94538, USA TEL: (510) 771-1000 FAX: (510) 661-0888
This report shall not be reproduced except in full, without the written approval of UL Verification Services Inc.

BANDEDGE (LOW CHANNEL, CH 3)

HORIZONTAL RESULT

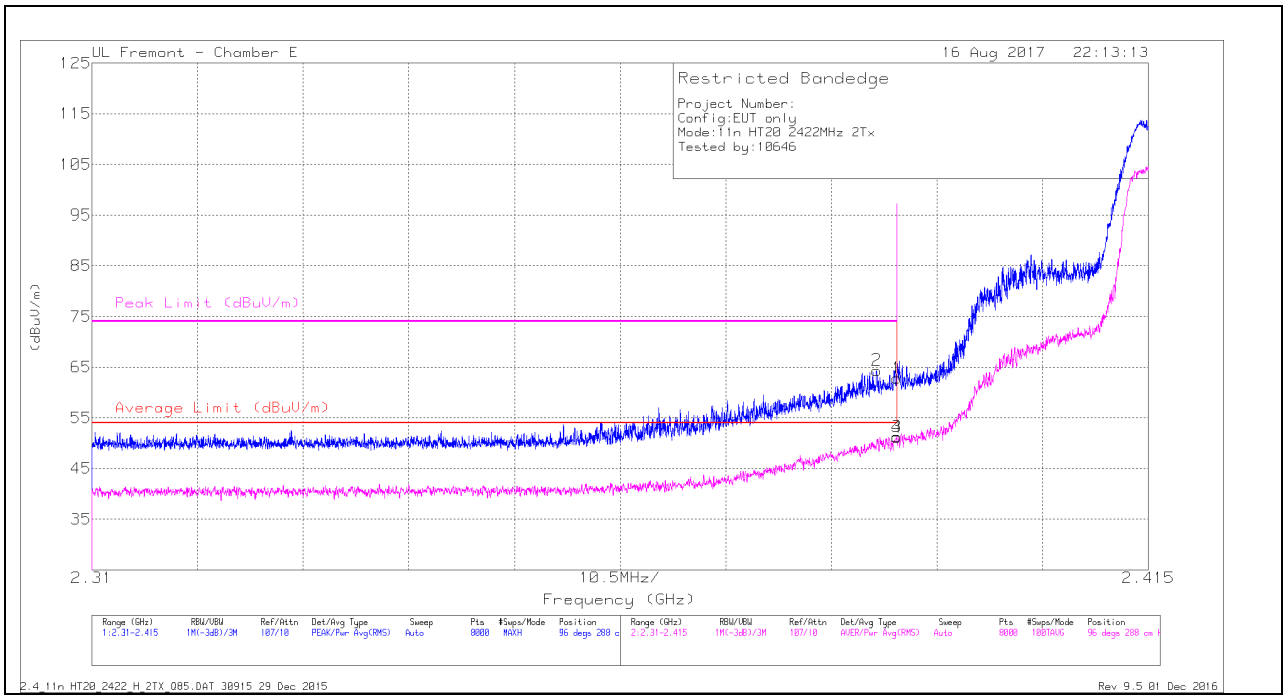

Marker	Frequency (GHz)	Meter Reading (dBuV)	Det	AF T346 (dB/m)	Amp/Cbl/Fltr/Pad (dB)	Corrected Reading (dBuV/m)	Average Limit (dBuV/m)	Margin (dB)	Peak Limit (dBuV/m)	PK Margin (dB)	Azimuth (Degs)	Height (cm)	Polarity
2	* 2.388	53.08	Pk	32.1	-20.8	64.38	-	-	74	-9.62	96	288	H
1	* 2.39	51.4	Pk	32.1	-20.7	62.8	-	-	74	-11.2	96	288	H
3	* 2.39	39.83	RMS	32.1	-20.7	51.23	54	-2.77	-	-	96	288	H
4	* 2.39	39.78	RMS	32.1	-20.7	51.18	54	-2.82	-	-	96	288	H

* - indicates frequency in CFR47 Pt 15 / IC RSS-Restricted Band
Pk - Peak detector
RMS - RMS detection

UL VERIFICATION SERVICES INC.
47173 BENICIA STREET, FREMONT, CA 94538, USA TEL: (510) 771-1000 FAX: (510) 661-0888
This report shall not be reproduced except in full, without the written approval of UL Verification Services Inc.

VERTICAL RESULT

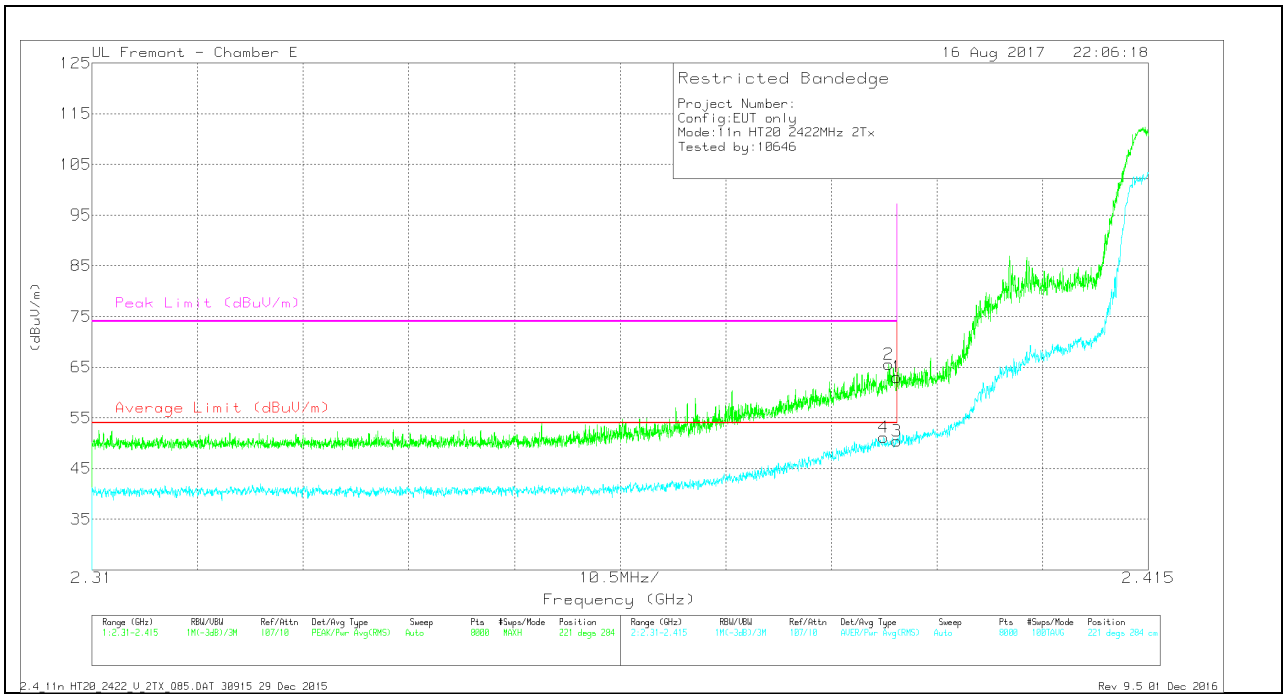

Marker	Frequency (GHz)	Meter Reading (dBuV)	Det	AF T346 (dB/m)	Amp/Cbl/Fltr/Pad (dB)	Corrected Reading (dBuV/m)	Average Limit (dBuV/m)	Margin (dB)	Peak Limit (dBuV/m)	PK Margin (dB)	Azimuth (Degs)	Height (cm)	Polarity
2	* 2.389	54.27	Pk	32.1	-20.8	65.57	-	-	74	-8.43	221	284	V
4	* 2.389	39.89	RMS	32.1	-20.8	51.19	54	-2.81	-	-	221	284	V
1	* 2.39	51.62	Pk	32.1	-20.7	63.02	-	-	74	-10.98	221	284	V
3	* 2.39	39.05	RMS	32.1	-20.7	50.45	54	-3.55	-	-	221	284	V

* - indicates frequency in CFR47 Pt 15 / IC RSS-Restricted Band
Pk - Peak detector
RMS - RMS detection

UL VERIFICATION SERVICES INC.
47173 BENICIA STREET, FREMONT, CA 94538, USA TEL: (510) 771-1000 FAX: (510) 661-0888
This report shall not be reproduced except in full, without the written approval of UL Verification Services Inc.

BANDEDGE (LOW CHANNEL, CH 4)

HORIZONTAL RESULT

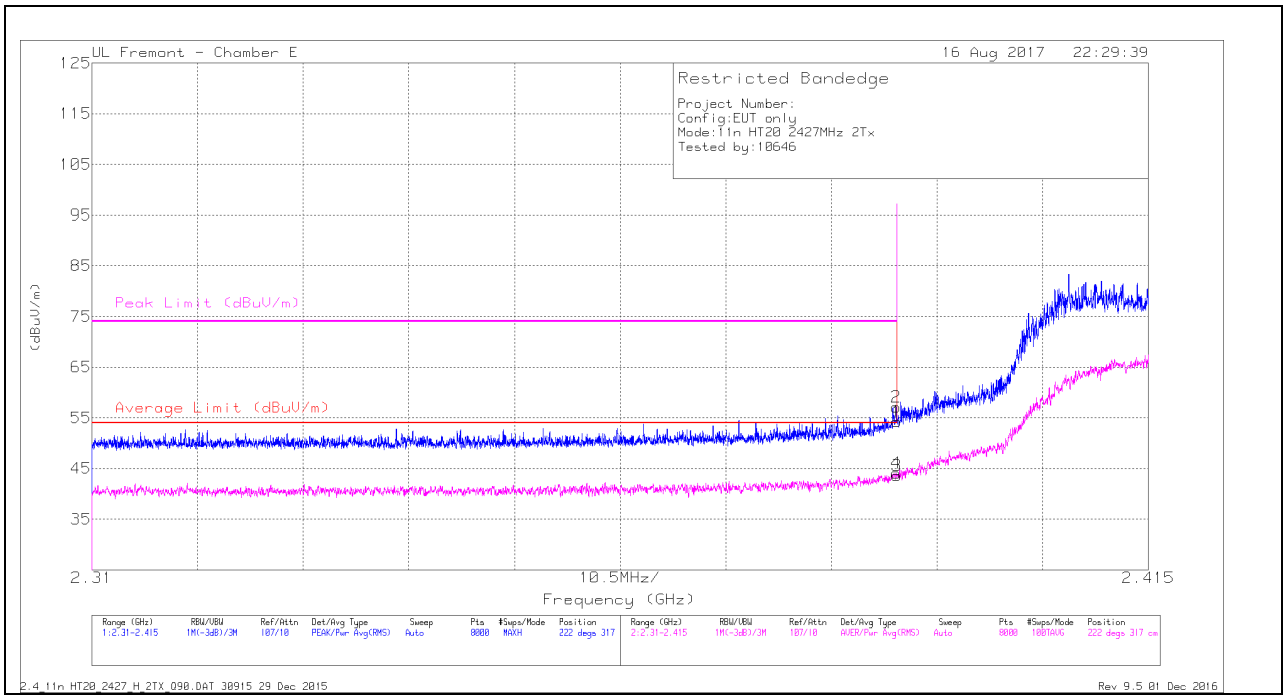

Marker	Frequency (GHz)	Meter Reading (dBuV)	Det	AF T346 (dB/m)	Amp/Cbl/Fltr/Pad (dB)	Corrected Reading (dBuV/m)	Average Limit (dBuV/m)	Margin (dB)	Peak Limit (dBuV/m)	PK Margin (dB)	Azimuth (Degs)	Height (cm)	Polarity
1	* 2.39	42.88	Pk	32.1	-20.7	54.28	-	-	74	-19.72	222	317	H
2	* 2.39	45.71	Pk	32.1	-20.7	57.11	-	-	74	-16.89	222	317	H
3	* 2.39	32.19	RMS	32.1	-20.7	43.59	54	-10.41	-	-	222	317	H
4	* 2.39	32.74	RMS	32.1	-20.7	44.14	54	-9.86	-	-	222	317	H

* - indicates frequency in CFR47 Pt 15 / IC RSS-Restricted Band
Pk - Peak detector
RMS - RMS detection

UL VERIFICATION SERVICES INC.
47173 BENICIA STREET, FREMONT, CA 94538, USA TEL: (510) 771-1000 FAX: (510) 661-0888
This report shall not be reproduced except in full, without the written approval of UL Verification Services Inc.

VERTICAL RESULT

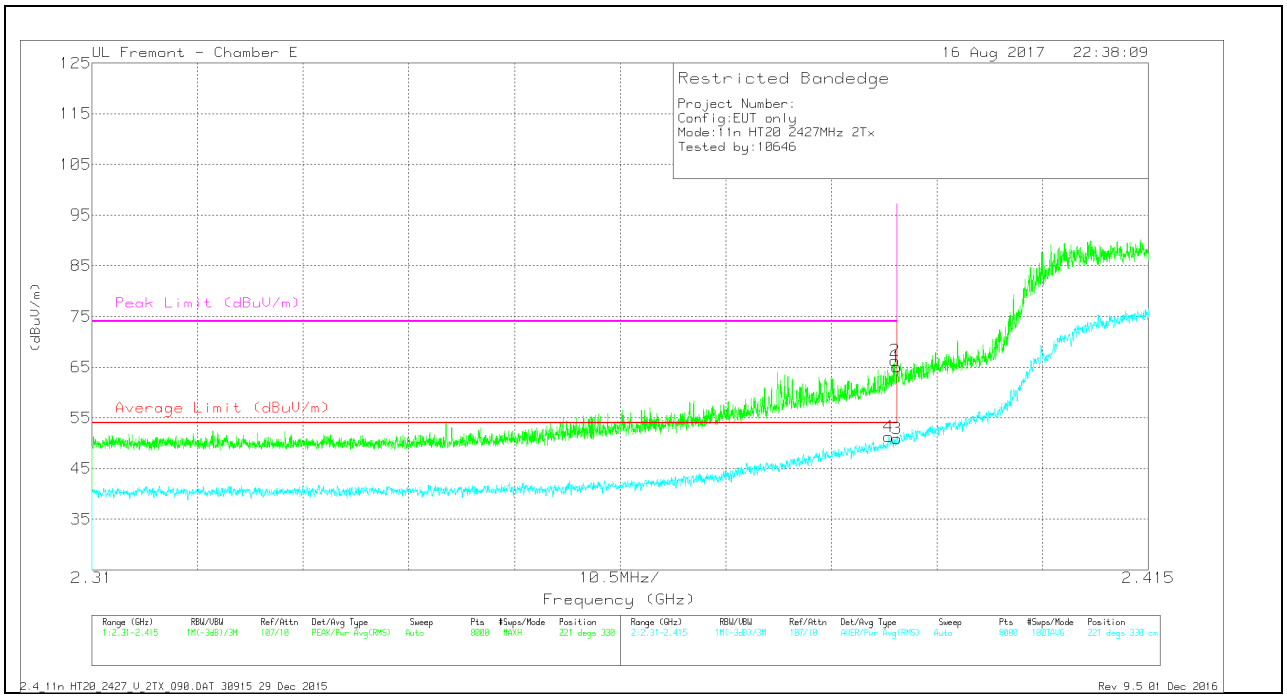

Marker	Frequency (GHz)	Meter Reading (dBuV)	Det	AF T346 (dB/m)	Amp/Cbl/Fltr/Pad (dB)	Corrected Reading (dBuV/m)	Average Limit (dBuV/m)	Margin (dB)	Peak Limit (dBuV/m)	PK Margin (dB)	Azimuth (Degs)	Height (cm)	Polarity
4	* 2.389	39.93	RMS	32.1	-20.8	51.23	54	-2.77	-	-	221	330	V
1	* 2.39	53.63	Pk	32.1	-20.7	65.03	-	-	74	-8.97	221	330	V
2	* 2.39	54.94	Pk	32.1	-20.7	66.34	-	-	74	-7.66	221	330	V
3	* 2.39	39.56	RMS	32.1	-20.7	50.96	54	-3.04	-	-	221	330	V

* - indicates frequency in CFR47 Pt 15 / IC RSS-Restricted Band
Pk - Peak detector
RMS - RMS detection

UL VERIFICATION SERVICES INC.
47173 BENICIA STREET, FREMONT, CA 94538, USA TEL: (510) 771-1000 FAX: (510) 661-0888
This report shall not be reproduced except in full, without the written approval of UL Verification Services Inc.

BANDEDGE (LOW CHANNEL, CH 5)

HORIZONTAL RESULT

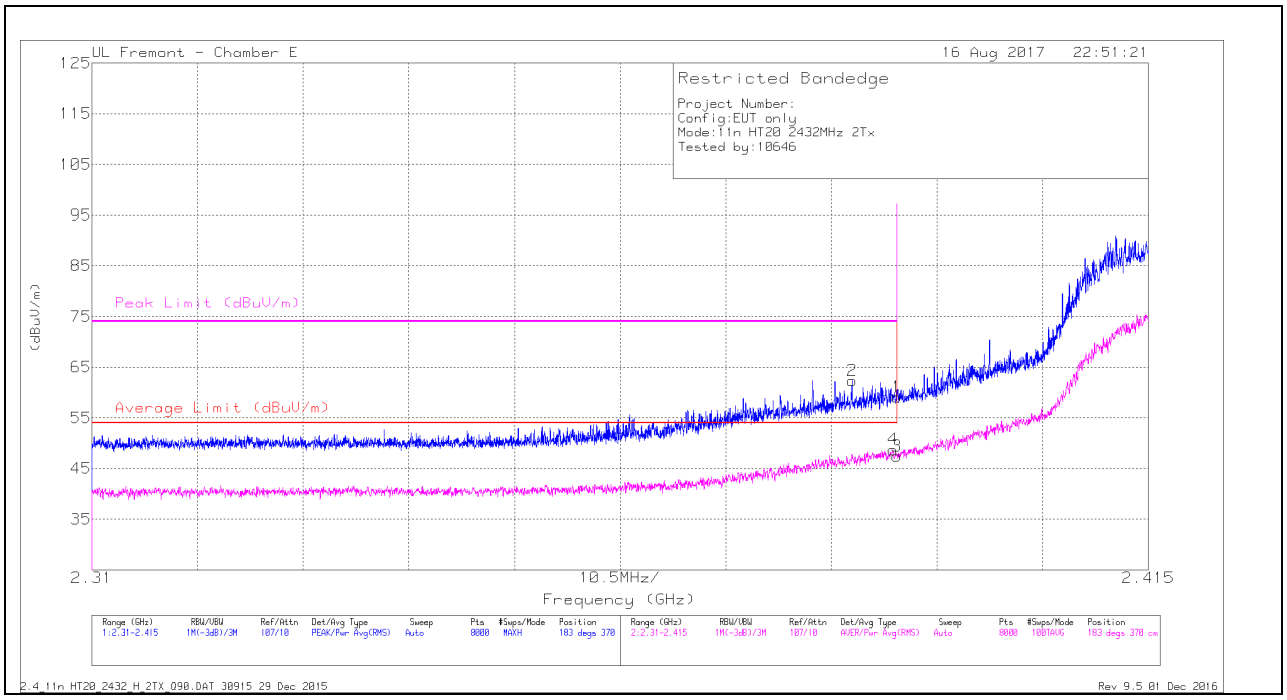

Marker	Frequency (GHz)	Meter Reading (dBuV)	Det	AF T346 (dB/m)	Amp/Cbl/Fltr/Pad (dB)	Corrected Reading (dBuV/m)	Average Limit (dBuV/m)	Margin (dB)	Peak Limit (dBuV/m)	PK Margin (dB)	Azimuth (Degs)	Height (cm)	Polarity
2	* 2.386	51.08	Pk	32.1	-20.8	62.38	-	-	74	-11.62	183	370	H
1	* 2.39	47.65	Pk	32.1	-20.7	59.05	-	-	74	-14.95	183	370	H
3	* 2.39	36.06	RMS	32.1	-20.7	47.46	54	-6.54	-	-	183	370	H
4	* 2.39	37.44	RMS	32.1	-20.8	48.74	54	-5.26	-	-	183	370	H

* - indicates frequency in CFR47 Pt 15 / IC RSS-Restricted Band
Pk - Peak detector
RMS - RMS detection

UL VERIFICATION SERVICES INC.
47173 BENICIA STREET, FREMONT, CA 94538, USA TEL: (510) 771-1000 FAX: (510) 661-0888
This report shall not be reproduced except in full, without the written approval of UL Verification Services Inc.

VERTICAL RESULT

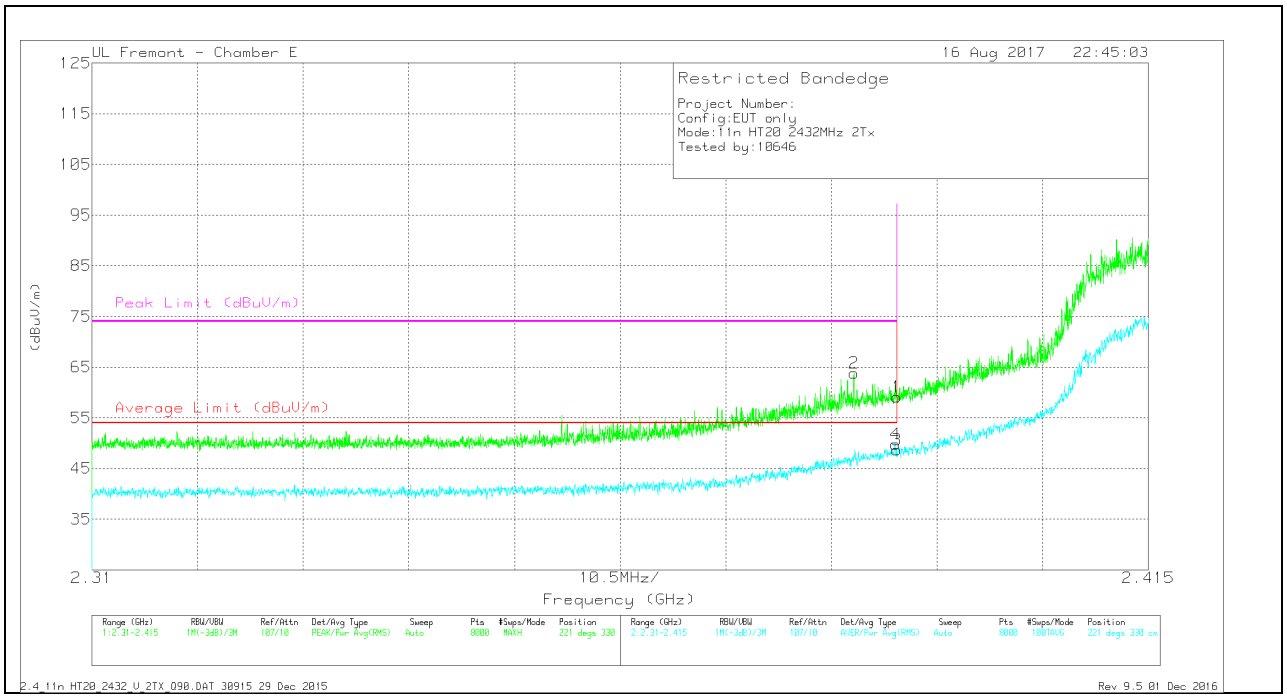

Marker	Frequency (GHz)	Meter Reading (dBuV)	Det	AF T346 (dB/m)	Amp/Cbl/Fltr/Pad (dB)	Corrected Reading (dBuV/m)	Average Limit (dBuV/m)	Margin (dB)	Peak Limit (dBuV/m)	PK Margin (dB)	Azimuth (Degs)	Height (cm)	Polarity
2	* 2.386	52.57	Pk	32.1	-20.8	63.87	-	-	74	-10.13	221	330	V
1	* 2.39	47.76	Pk	32.1	-20.7	59.16	-	-	74	-14.84	221	330	V
3	* 2.39	37.29	RMS	32.1	-20.7	48.69	54	-5.31	-	-	221	330	V
4	* 2.39	38.45	RMS	32.1	-20.7	49.85	54	-4.15	-	-	221	330	V

* - indicates frequency in CFR47 Pt 15 / IC RSS-Restricted Band
Pk - Peak detector
RMS - RMS detection

UL VERIFICATION SERVICES INC.
47173 BENICIA STREET, FREMONT, CA 94538, USA TEL: (510) 771-1000 FAX: (510) 661-0888
This report shall not be reproduced except in full, without the written approval of UL Verification Services Inc.

BANDEDGE (HIGH CHANNEL, CH 7)

HORIZONTAL RESULT

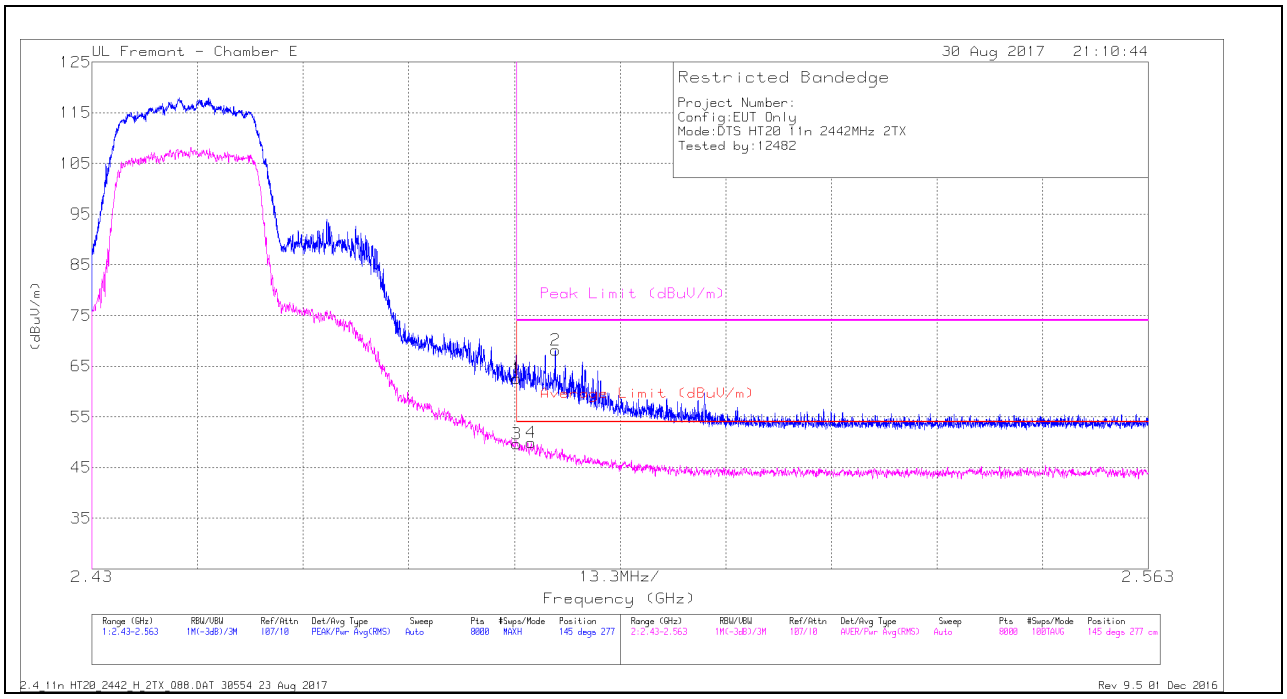

Marker	Frequency (GHz)	Meter Reading (dBuV)	Det	AF T346 (dB/m)	Amp /Cbl/ Fltr/ Pad (dB)	3dB ext Attn	Corrected Reading (dBuV /m)	Average Limit (dBuV /m)	Margin (dB)	Peak Limit (dBuV /m)	PK Margin (dB)	Azimuth (Degs)	Height (cm)	Polarity
1	* 2.484	48.46	Pk	32.1	-21	3	62.56	-	-	74	-11.44	145	277	H
2	* 2.488	53.95	Pk	32.2	-21	3	68.15	-	-	74	-5.85	145	277	H
3	* 2.484	35.54	RMS	32.1	-21	3	49.64	54	-4.36	-	-	145	277	H
4	* 2.485	35.74	RMS	32.2	-21	3	49.94	54	-4.06	-	-	145	277	H

* - indicates frequency in CFR47 Pt 15 / IC RSS-Restricted Band
Pk - Peak detector
RMS - RMS detection

UL VERIFICATION SERVICES INC.
47173 BENICIA STREET, FREMONT, CA 94538, USA TEL: (510) 771-1000 FAX: (510) 661-0888
This report shall not be reproduced except in full, without the written approval of UL Verification Services Inc.

VERTICAL RESULT

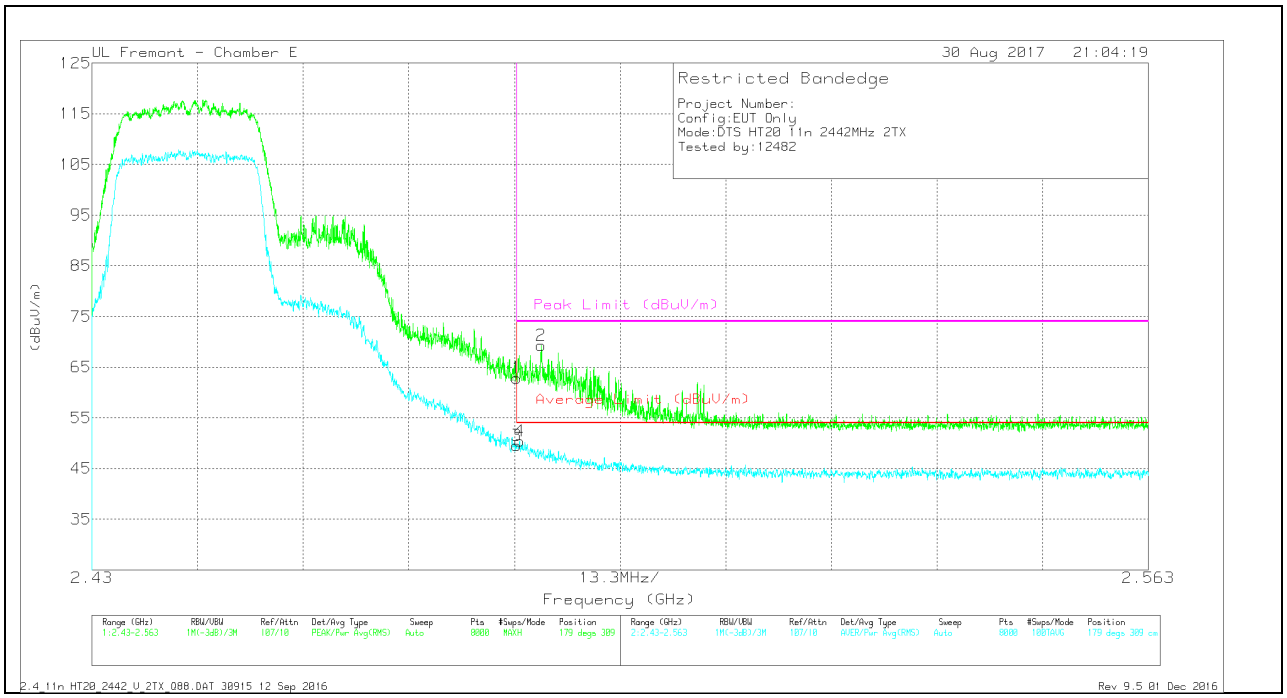

Marker	Frequency (GHz)	Meter Reading (dBuV)	Det	AF T346 (dB/m)	Amp/Cbl/Fltr/Pad (dB)	3dB ext Attn	Corrected Reading (dBuV/m)	Average Limit (dBuV/m)	Margin (dB)	Peak Limit (dBuV/m)	PK Margin (dB)	Azimuth (Degs)	Height (cm)	Polarity
1	* 2.484	48.79	Pk	32.1	-21	3	62.89	-	-	74	-11.11	179	309	V
2	* 2.487	55.13	Pk	32.2	-21	3	69.33	-	-	74	-4.67	179	309	V
3	* 2.484	35.43	RMS	32.1	-21	3	49.53	54	-4.47	-	-	179	309	V
4	* 2.484	36.36	RMS	32.1	-21	3	50.46	54	-3.54	-	-	179	309	V

* - indicates frequency in CFR47 Pt 15 / IC RSS-Restricted Band
Pk - Peak detector
RMS - RMS detection

UL VERIFICATION SERVICES INC.
47173 BENICIA STREET, FREMONT, CA 94538, USA TEL: (510) 771-1000 FAX: (510) 661-0888
This report shall not be reproduced except in full, without the written approval of UL Verification Services Inc.

BANDEDGE (HIGH CHANNEL, CH 8)

HORIZONTAL RESULT

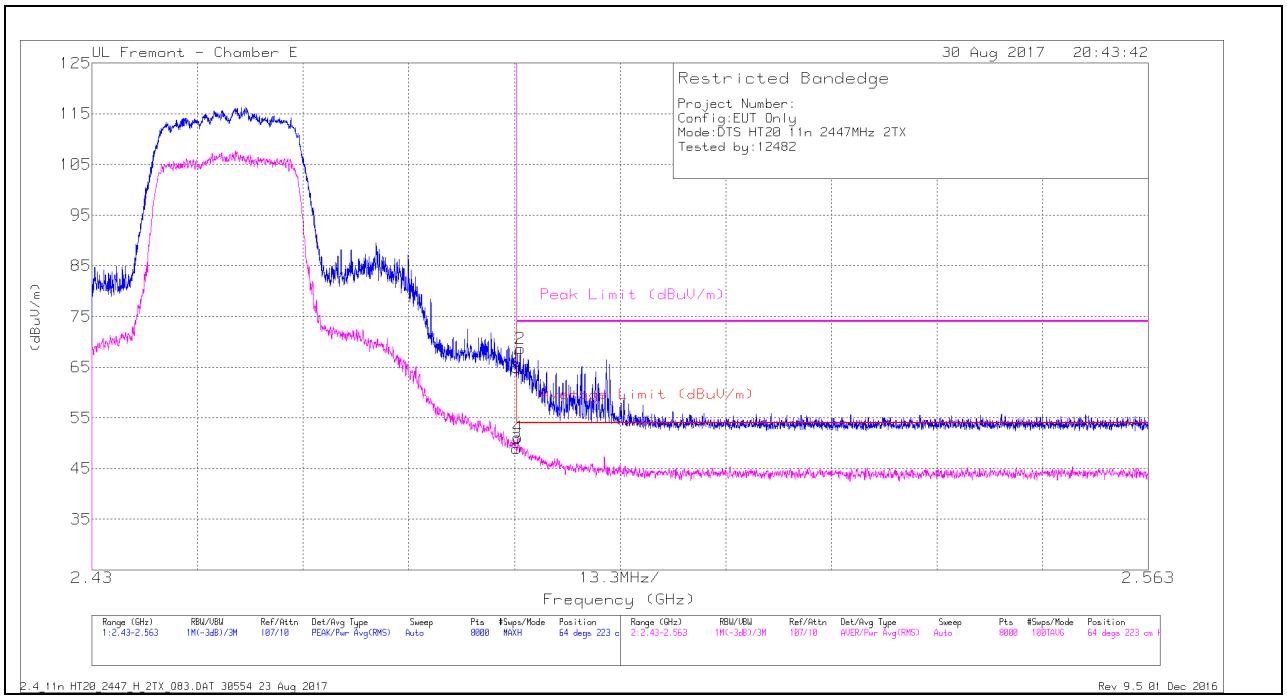

Marker	Frequency (GHz)	Meter Reading (dBuV)	Det	AF T346 (dB/m)	Amp/Cbl/Fltr/Pad (dB)	3dB ext Attn	Corrected Reading (dBuV/m)	Average Limit (dBuV/m)	Margin (dB)	Peak Limit (dBuV/m)	PK Margin (dB)	Azimuth (Degs)	Height (cm)	Polarity
1	* 2.484	50.88	Pk	32.1	-21	3	64.98	-	-	74	-9.02	64	223	H
2	* 2.484	54.42	Pk	32.2	-21	3	68.62	-	-	74	-5.38	64	223	H
3	* 2.484	34.78	RMS	32.1	-21	3	48.88	54	-5.12	-	-	64	223	H
4	* 2.484	37.07	RMS	32.1	-21	3	51.17	54	-2.83	-	-	64	223	H

* - indicates frequency in CFR47 Pt 15 / IC RSS-Restricted Band
Pk - Peak detector
RMS - RMS detection

UL VERIFICATION SERVICES INC.
47173 BENICIA STREET, FREMONT, CA 94538, USA TEL: (510) 771-1000 FAX: (510) 661-0888
This report shall not be reproduced except in full, without the written approval of UL Verification Services Inc.

VERTICAL RESULT

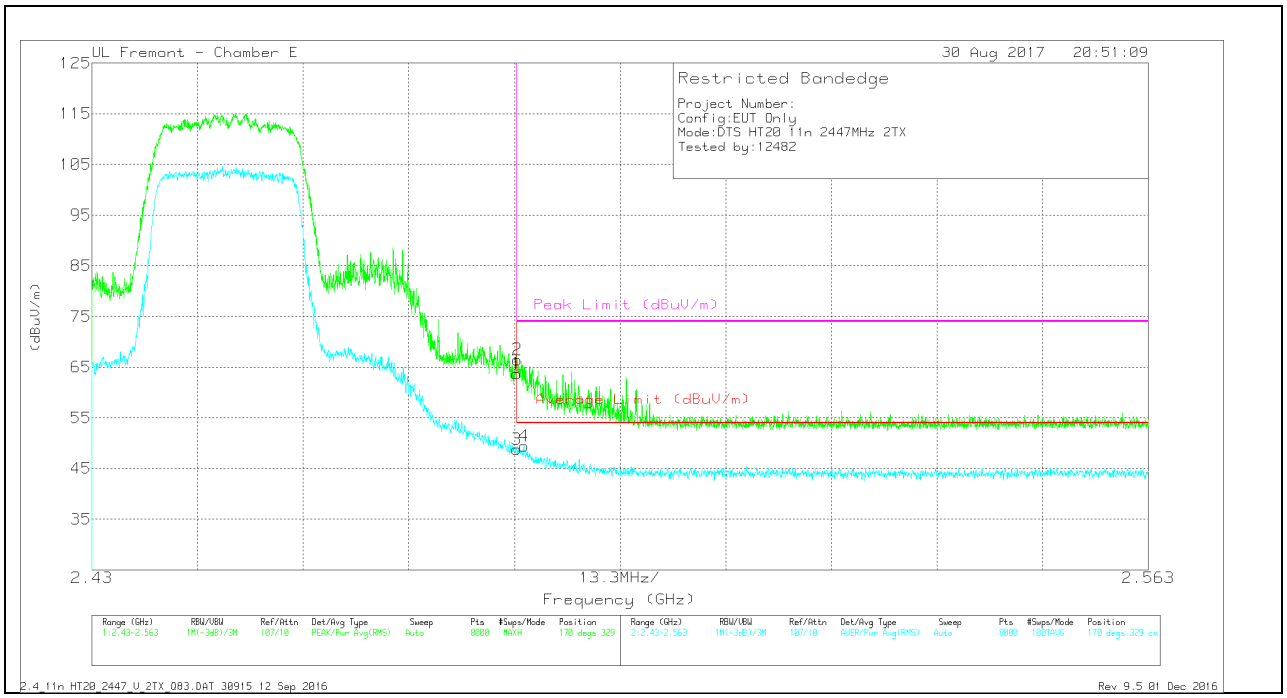

Marker	Frequency (GHz)	Meter Reading (dBuV)	Det	AF T346 (dB/m)	Amp/Cbl/Fltr/Pad (dB)	3dB ext Attn	Corrected Reading (dBuV/m)	Average Limit (dBuV/m)	Margin (dB)	Peak Limit (dBuV/m)	PK Margin (dB)	Azimuth (Degs)	Height (cm)	Polarity
1	* 2.484	49.57	Pk	32.1	-21	3	63.67	-	-	74	-10.33	170	329	V
2	* 2.484	52.39	Pk	32.1	-21	3	66.49	-	-	74	-7.51	170	329	V
3	* 2.484	34.67	RMS	32.1	-21	3	48.77	54	-5.23	-	-	170	329	V
4	* 2.484	35.22	RMS	32.2	-21	3	49.42	54	-4.58	-	-	170	329	V

* - indicates frequency in CFR47 Pt 15 / IC RSS-Restricted Band
Pk - Peak detector
RMS - RMS detection

UL VERIFICATION SERVICES INC.
47173 BENICIA STREET, FREMONT, CA 94538, USA TEL: (510) 771-1000 FAX: (510) 661-0888
This report shall not be reproduced except in full, without the written approval of UL Verification Services Inc.

BANDEDGE (HIGH CHANNEL, CH 9)

HORIZONTAL RESULT

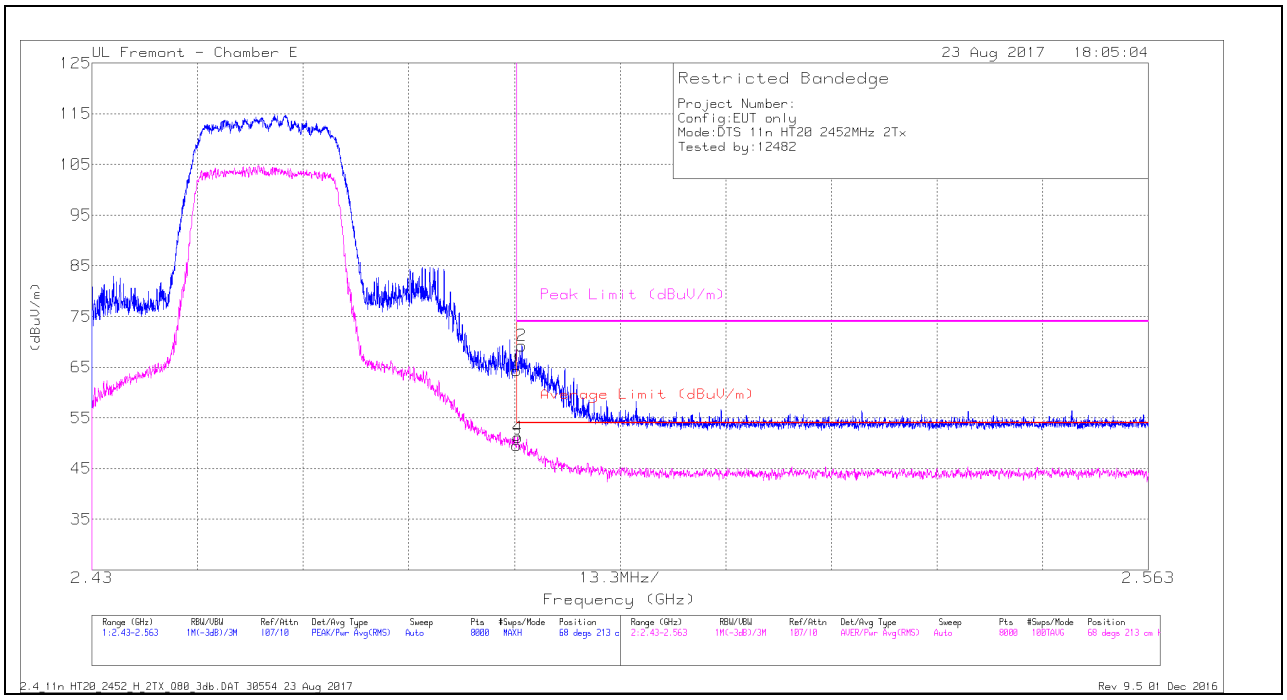

Marker	Frequency (GHz)	Meter Reading (dBuV)	Det	AF T346 (dB/m)	Amp/ Cbl/Flt r/Pad (dB)	3dB ext Attn	Corrected Reading (dBuV /m)	Average Limit (dBuV /m)	Margin (dB)	Peak Limit (dBuV /m)	PK Margin (dB)	Azimuth (Degs)	Height (cm)	Polarity
1	* 2.484	50.26	Pk	32.1	-21	3	64.36	-	-	74	-9.64	68	213	H
2	* 2.484	55.03	Pk	32.2	-21	3	69.23	-	-	74	-4.77	68	213	H
3	* 2.484	35.45	RMS	32.1	-21	3	49.55	54	-4.45	-	-	68	213	H
4	* 2.484	37.11	RMS	32.1	-21	3	51.21	54	-2.79	-	-	68	213	H

* - indicates frequency in CFR47 Pt 15 / IC RSS-Restricted Band
Pk - Peak detector
RMS - RMS detection

UL VERIFICATION SERVICES INC.
47173 BENICIA STREET, FREMONT, CA 94538, USA TEL: (510) 771-1000 FAX: (510) 661-0888
This report shall not be reproduced except in full, without the written approval of UL Verification Services Inc.

VERTICAL RESULT

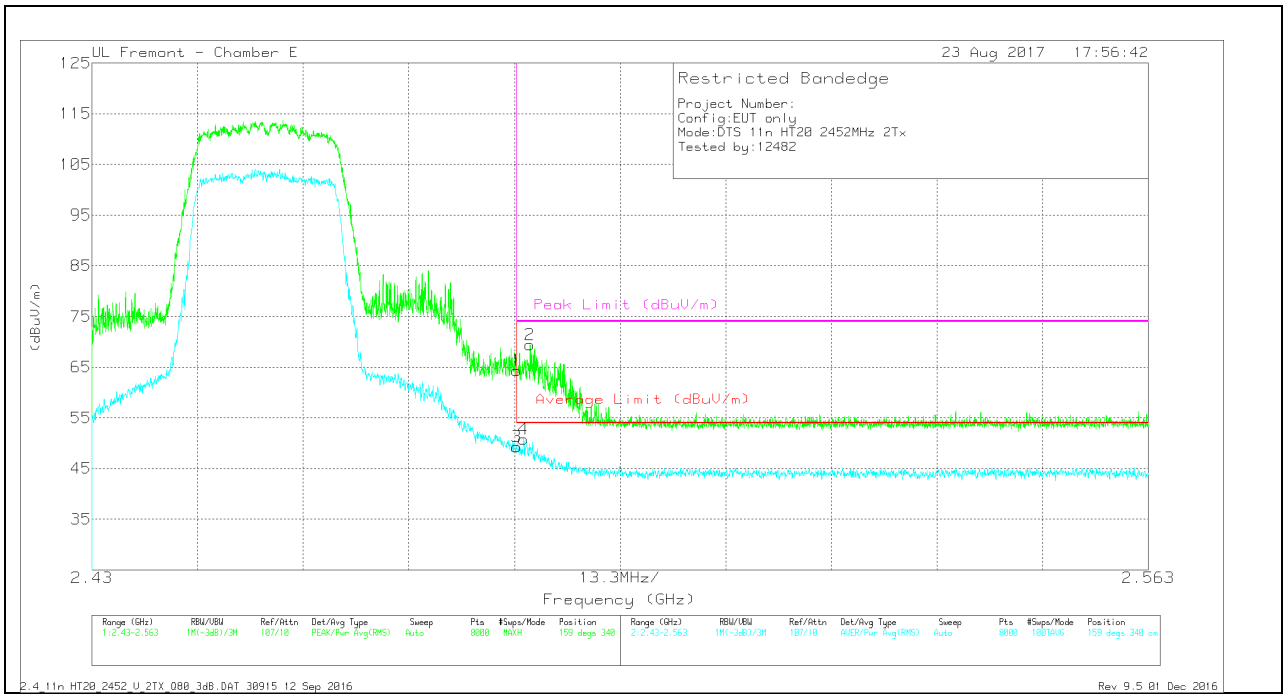

Marker	Frequency (GHz)	Meter Reading (dBuV)	Det	AF T346 (dB/m)	Amp/ Cbl/Flt r/Pad (dB)	3dB ext Attn	Corrected Reading (dBuV /m)	Average Limit (dBuV /m)	Margin (dB)	Peak Limit (dBuV /m)	PK Margin (dB)	Azimuth (Degs)	Height (cm)	Polarity
1	* 2.484	50.25	Pk	32.1	-21	3	64.35	-	-	74	-9.65	159	340	V
2	* 2.485	55.17	Pk	32.2	-21	3	69.37	-	-	74	-4.63	159	340	V
3	* 2.484	35.19	RMS	32.1	-21	3	49.29	54	-4.71	-	-	159	340	V
4	* 2.484	36.64	RMS	32.2	-21	3	50.84	54	-3.16	-	-	159	340	V

* - indicates frequency in CFR47 Pt 15 / IC RSS-Restricted Band
Pk - Peak detector
RMS - RMS detection

UL VERIFICATION SERVICES INC.
47173 BENICIA STREET, FREMONT, CA 94538, USA TEL: (510) 771-1000 FAX: (510) 661-0888
This report shall not be reproduced except in full, without the written approval of UL Verification Services Inc.

BANDEDGE (HIGH CHANNEL, CH 10)

HORIZONTAL RESULT

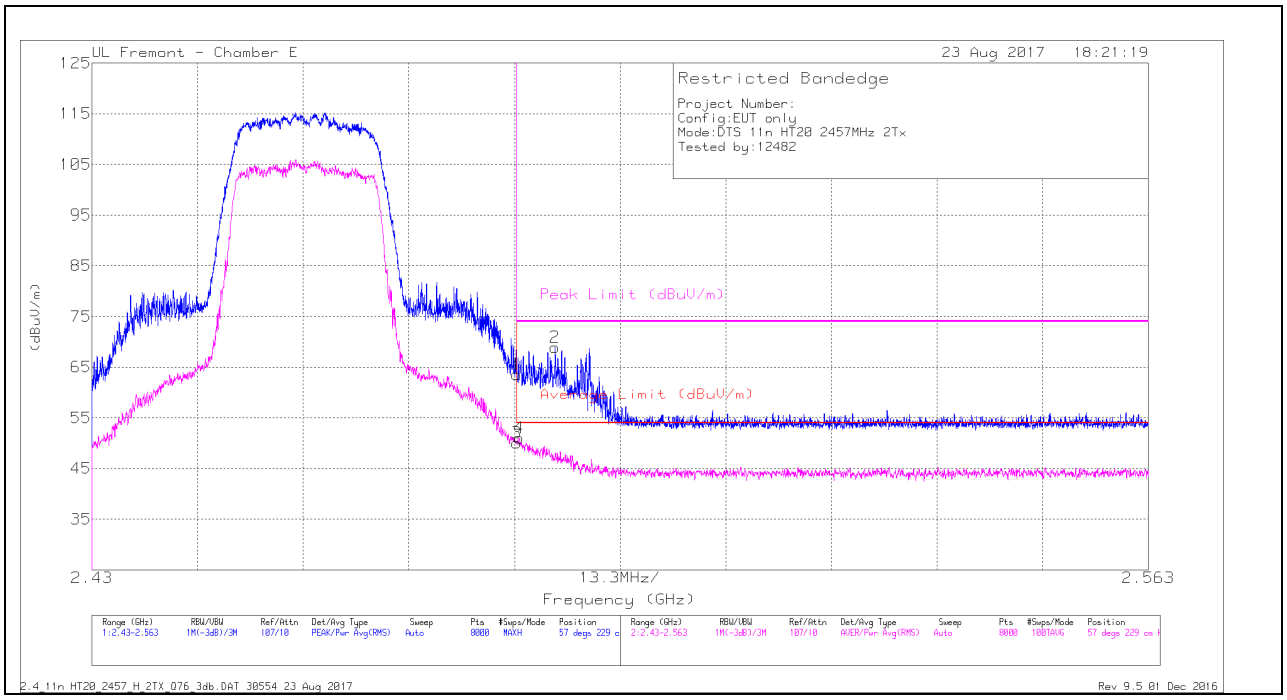

Marker	Frequency (GHz)	Meter Reading (dBuV)	Det	AF T346 (dB/m)	Amp/ Cbl/Flt r/Pad (dB)	3dB ext Attn	Corrected Reading (dBuV /m)	Average Limit (dBuV /m)	Margin (dB)	Peak Limit (dBuV /m)	PK Margin (dB)	Azimuth (Degs)	Height (cm)	Polarity
1	* 2.484	49.45	Pk	32.1	-21	3	63.55	-	-	74	-10.45	57	229	H
2	* 2.488	54.77	Pk	32.2	-21	3	68.97	-	-	74	-5.03	57	229	H
3	* 2.484	35.94	RMS	32.1	-21	3	50.04	54	-3.96	-	-	57	229	H
4	* 2.484	36.94	RMS	32.1	-21	3	51.04	54	-2.96	-	-	57	229	H

* - indicates frequency in CFR47 Pt 15 / IC RSS-Restricted Band
Pk - Peak detector
RMS - RMS detection

UL VERIFICATION SERVICES INC.
47173 BENICIA STREET, FREMONT, CA 94538, USA TEL: (510) 771-1000 FAX: (510) 661-0888
This report shall not be reproduced except in full, without the written approval of UL Verification Services Inc.

VERTICAL RESULT

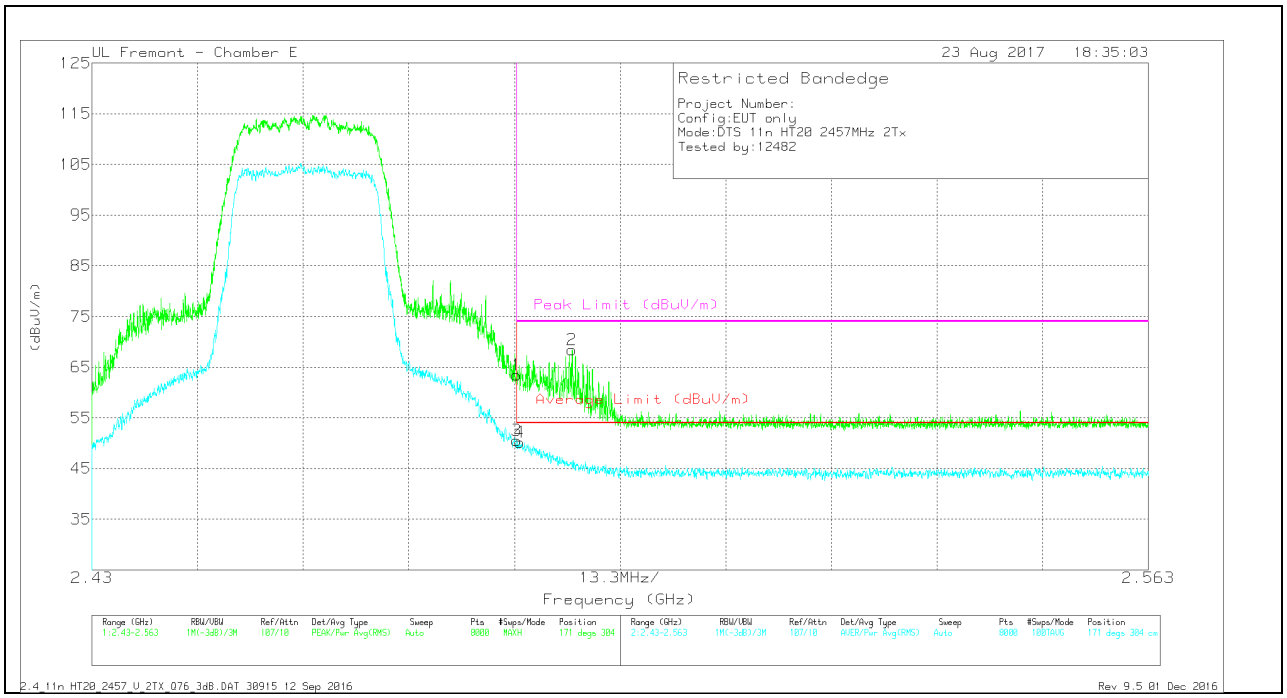

Marker	Frequency (GHz)	Meter Reading (dBuV)	Det	AF T346 (dB/m)	Amp/ Cbl/Fltr/Pad (dB)	3dB ext Attn	Corrected Reading (dBuV/m)	Average Limit (dBuV/m)	Margin (dB)	Peak Limit (dBuV/m)	PK Margin (dB)	Azimuth (Degs)	Height (cm)	Polarity
1	* 2.484	49.34	Pk	32.1	-21	3	63.44	-	-	74	-10.56	171	304	V
2	* 2.49	54.29	Pk	32.2	-21.1	3	68.39	-	-	74	-5.61	171	304	V
3	* 2.484	36.43	RMS	32.1	-21	3	50.53	54	-3.47	-	-	171	304	V
4	* 2.484	35.92	RMS	32.2	-21	3	50.12	54	-3.88	-	-	171	304	V

* - indicates frequency in CFR47 Pt 15 / IC RSS-Restricted Band
Pk - Peak detector
RMS - RMS detection

UL VERIFICATION SERVICES INC.
47173 BENICIA STREET, FREMONT, CA 94538, USA TEL: (510) 771-1000 FAX: (510) 661-0888
This report shall not be reproduced except in full, without the written approval of UL Verification Services Inc.

BANDEDGE (HIGH CHANNEL, CH 11)

HORIZONTAL RESULT

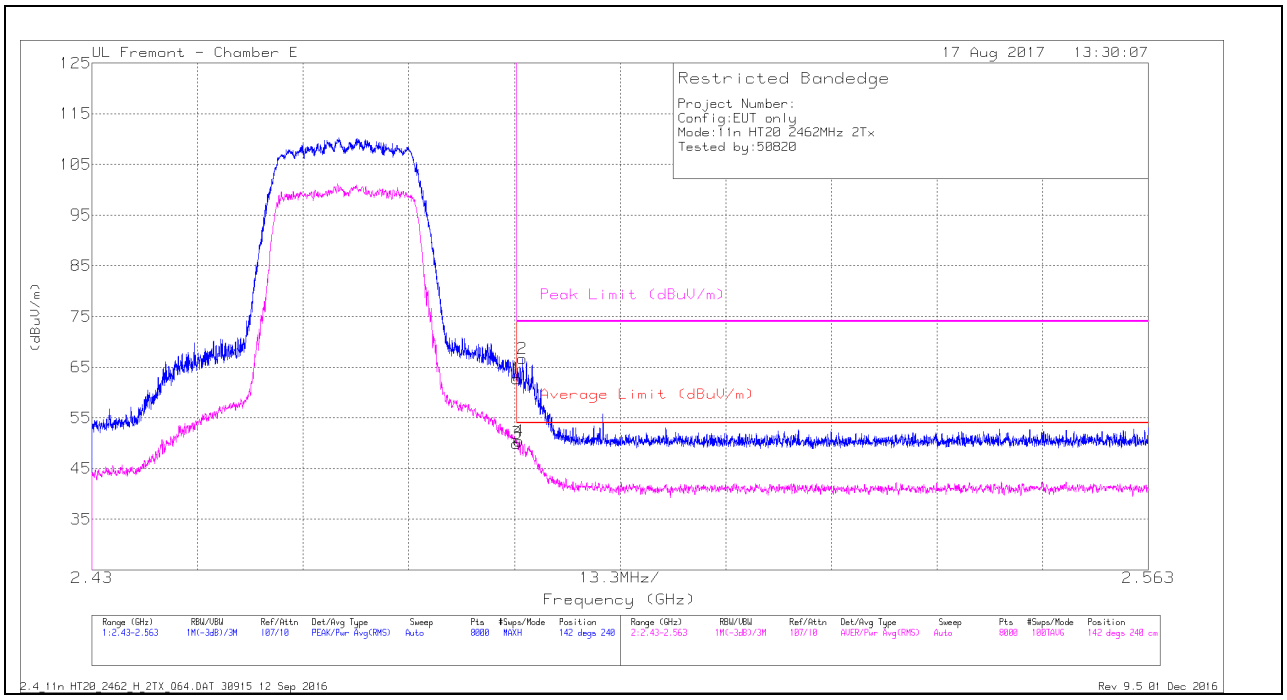

Marker	Frequency (GHz)	Meter Reading (dBuV)	Det	AF T346 (dB/m)	Amp/Cbl/Fltr/Pad (dB)	Corrected Reading (dBuV/m)	Average Limit (dBuV/m)	Margin (dB)	Peak Limit (dBuV/m)	PK Margin (dB)	Azimuth (Degs)	Height (cm)	Polarity
1	* 2.484	51.62	Pk	32.1	-21	62.72	-	-	74	-11.28	142	240	H
2	* 2.484	55.52	Pk	32.2	-21	66.72	-	-	74	-7.28	142	240	H
3	* 2.484	38.88	RMS	32.1	-21	49.98	54	-4.02	-	-	142	240	H
4	* 2.484	39.27	RMS	32.1	-21	50.37	54	-3.63	-	-	142	240	H

* - indicates frequency in CFR47 Pt 15 / IC RSS-Restricted Band
Pk - Peak detector
RMS - RMS detection

UL VERIFICATION SERVICES INC.
47173 BENICIA STREET, FREMONT, CA 94538, USA TEL: (510) 771-1000 FAX: (510) 661-0888
This report shall not be reproduced except in full, without the written approval of UL Verification Services Inc.

VERTICAL RESULT

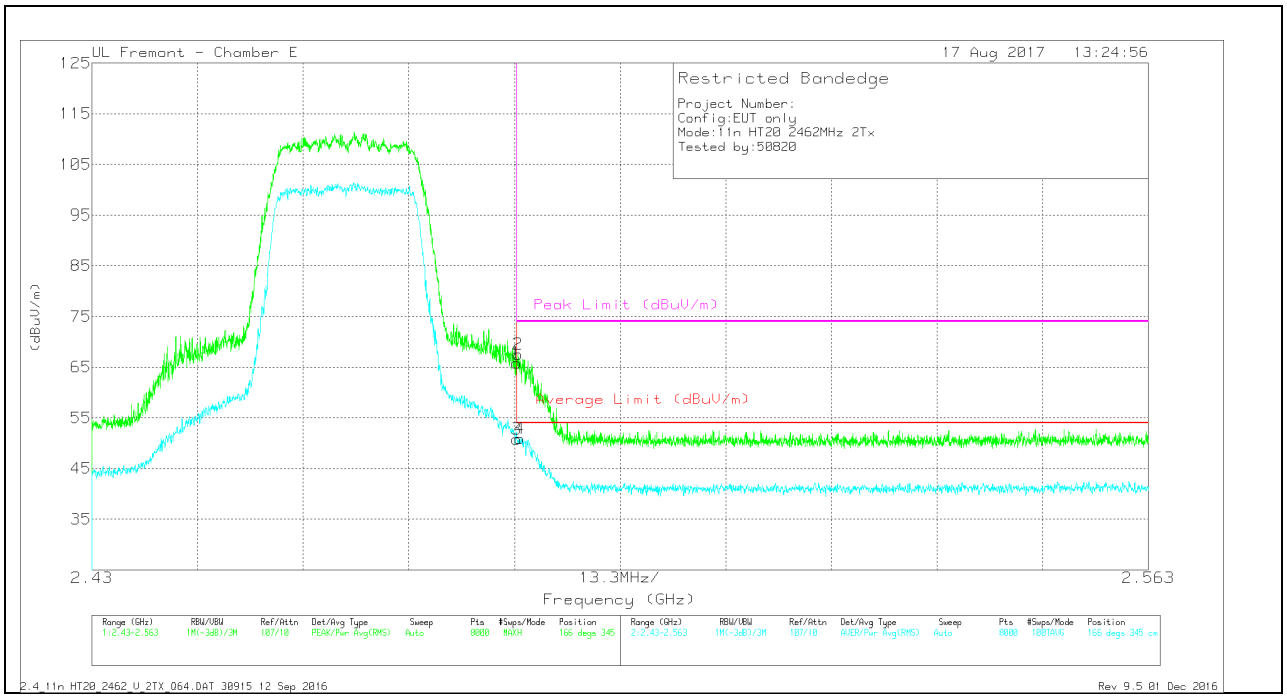

Marker	Frequency (GHz)	Meter Reading (dBuV)	Det	AF T346 (dB/m)	Amp/Cbl/Fltr/Pad (dB)	Corrected Reading (dBuV/m)	Average Limit (dBuV/m)	Margin (dB)	Peak Limit (dBuV/m)	PK Margin (dB)	Azimuth (Degs)	Height (cm)	Polarity
1	* 2.484	54.72	Pk	32.1	-21	65.82	-	-	74	-8.18	166	345	V
2	* 2.484	56.47	Pk	32.1	-21	67.57	-	-	74	-6.43	166	345	V
3	* 2.484	39.68	RMS	32.1	-21	50.78	54	-3.22	-	-	166	345	V
4	* 2.484	39.83	RMS	32.1	-21	50.93	54	-3.07	-	-	166	345	V

* - indicates frequency in CFR47 Pt 15 / IC RSS-Restricted Band
Pk - Peak detector
RMS - RMS detection

UL VERIFICATION SERVICES INC.
47173 BENICIA STREET, FREMONT, CA 94538, USA TEL: (510) 771-1000 FAX: (510) 661-0888
This report shall not be reproduced except in full, without the written approval of UL Verification Services Inc.

BANDEDGE (HIGH CHANNEL, CH 12)

HORIZONTAL RESULT

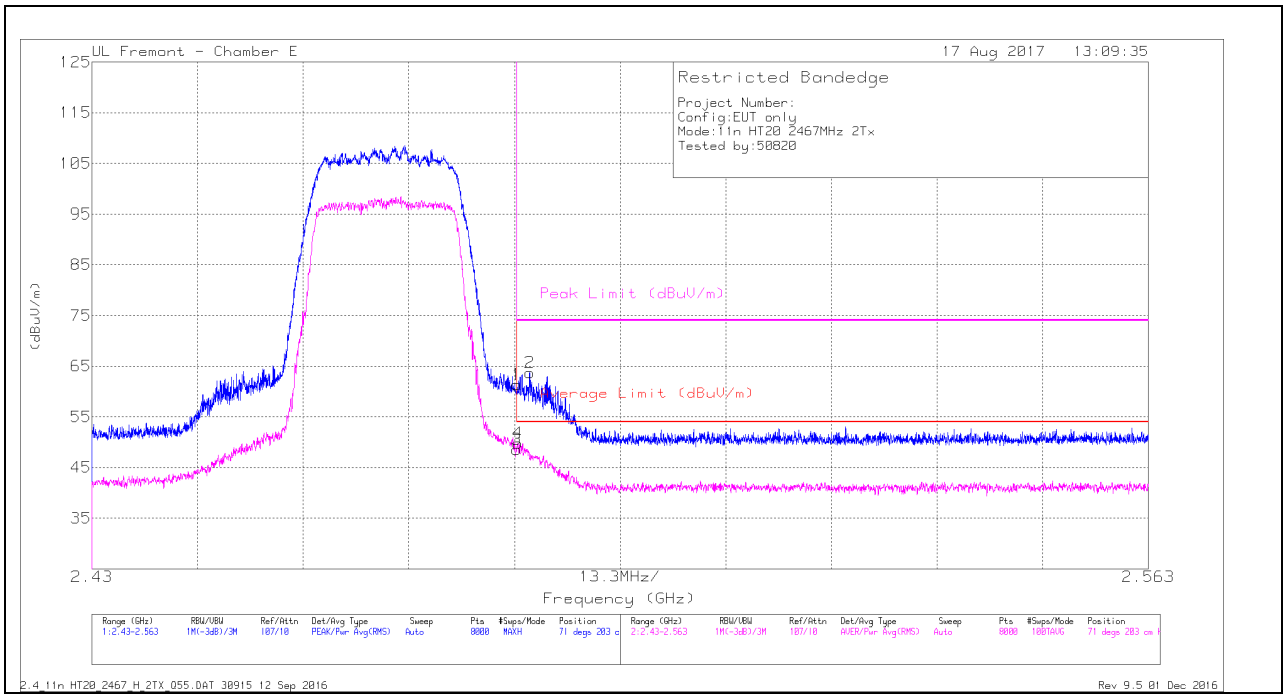

Marker	Frequency (GHz)	Meter Reading (dBuV)	Det	AF T346 (dB/m)	Amp/Cbl/Fltr/Pad (dB)	Corrected Reading (dBuV/m)	Average Limit (dBuV/m)	Margin (dB)	Peak Limit (dBuV/m)	PK Margin (dB)	Azimuth (Degs)	Height (cm)	Polarity
1	* 2.484	50.27	Pk	32.1	-21	61.37	-	-	74	-12.63	71	203	H
2	* 2.485	52.53	Pk	32.2	-21	63.73	-	-	74	-10.27	71	203	H
3	* 2.484	37.42	RMS	32.1	-21	48.52	54	-5.48	-	-	71	203	H
4	* 2.484	38.72	RMS	32.1	-21	49.82	54	-4.18	-	-	71	203	H

* - indicates frequency in CFR47 Pt 15 / IC RSS-Restricted Band
Pk - Peak detector
RMS - RMS detection

UL VERIFICATION SERVICES INC.
47173 BENICIA STREET, FREMONT, CA 94538, USA TEL: (510) 771-1000 FAX: (510) 661-0888
This report shall not be reproduced except in full, without the written approval of UL Verification Services Inc.

VERTICAL RESULT

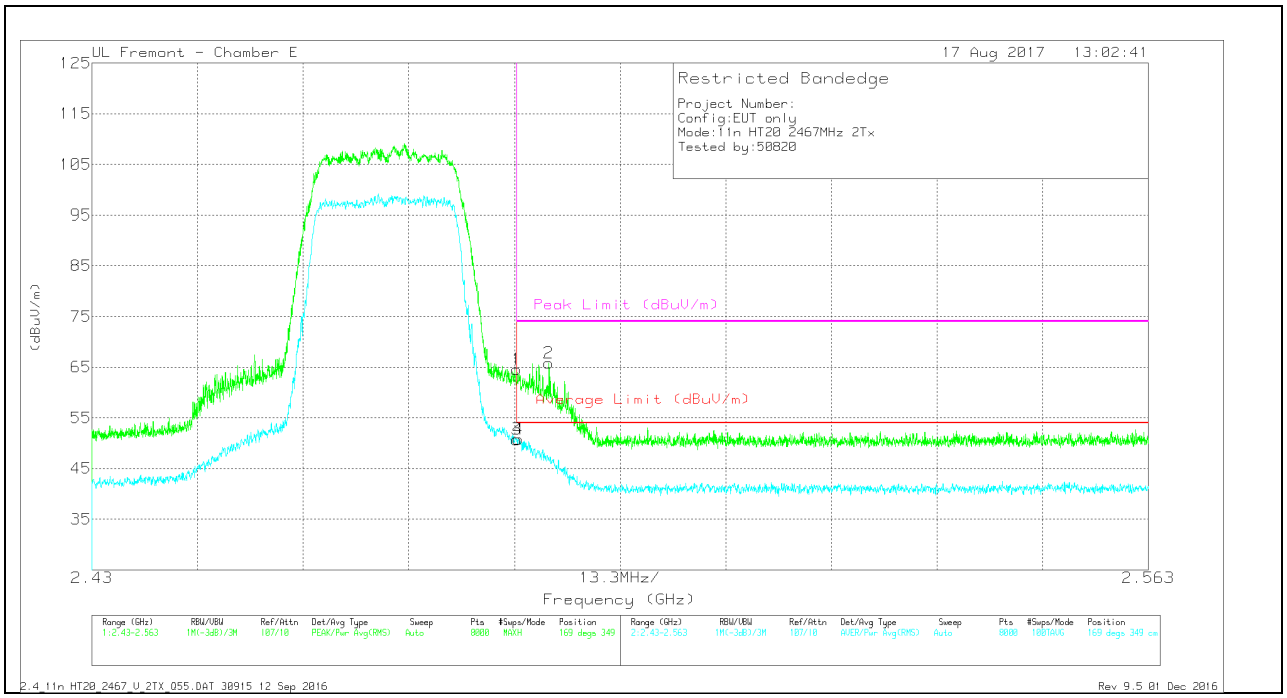

Marker	Frequency (GHz)	Meter Reading (dBuV)	Det	AF T346 (dB/m)	Amp/Cbl/Fltr/Pad (dB)	Corrected Reading (dBuV/m)	Average Limit (dBuV/m)	Margin (dB)	Peak Limit (dBuV/m)	PK Margin (dB)	Azimuth (Degs)	Height (cm)	Polarity
1	* 2.484	53.47	Pk	32.1	-21	64.57	-	-	74	-9.43	169	349	V
2	* 2.488	54.66	Pk	32.2	-21	65.86	-	-	74	-8.14	169	349	V
3	* 2.484	39.63	RMS	32.1	-21	50.73	54	-3.27	-	-	169	349	V
4	* 2.484	39.65	RMS	32.1	-21	50.75	54	-3.25	-	-	169	349	V

* - indicates frequency in CFR47 Pt 15 / IC RSS-Restricted Band
Pk - Peak detector
RMS - RMS detection

UL VERIFICATION SERVICES INC.
47173 BENICIA STREET, FREMONT, CA 94538, USA TEL: (510) 771-1000 FAX: (510) 661-0888
This report shall not be reproduced except in full, without the written approval of UL Verification Services Inc.

BANDEDGE (HIGH CHANNEL, CH 13)

HORIZONTAL RESULT

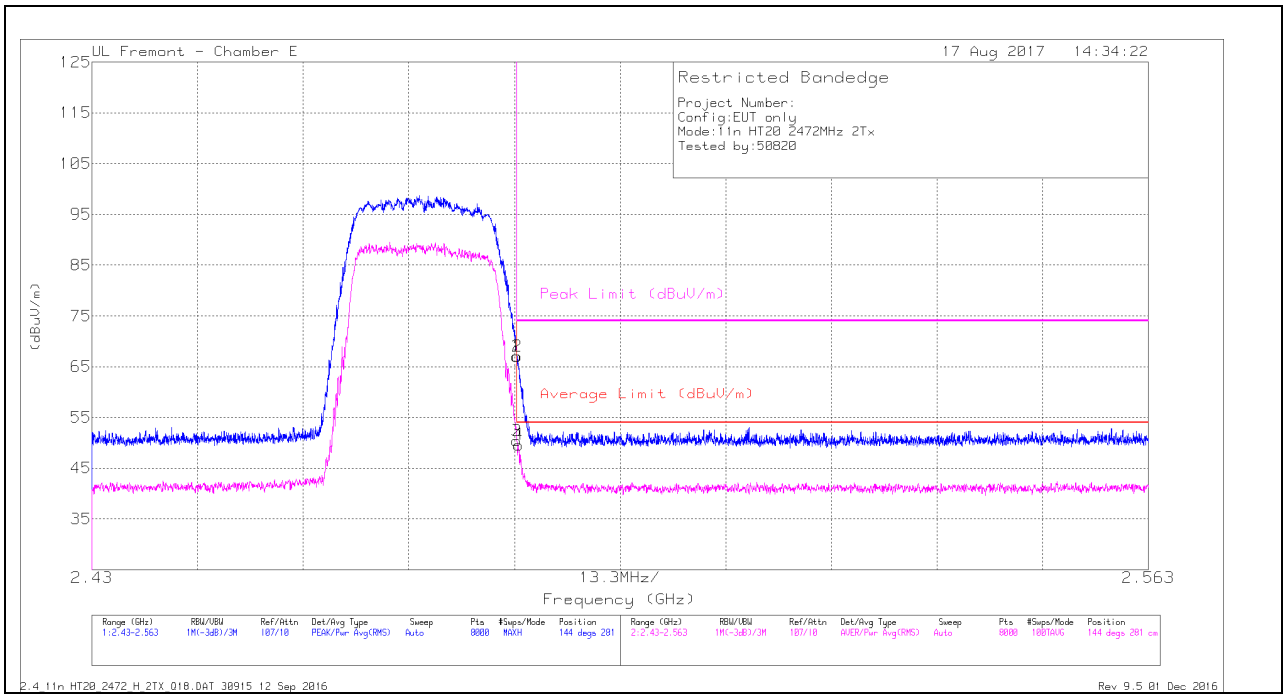

Marker	Frequency (GHz)	Meter Reading (dBuV)	Det	AF T346 (dB/m)	Amp/Cbl/Fltr/Pad (dB)	Corrected Reading (dBuV/m)	Average Limit (dBuV/m)	Margin (dB)	Peak Limit (dBuV/m)	PK Margin (dB)	Azimuth (Degs)	Height (cm)	Polarity
1	* 2.484	55.99	Pk	32.1	-21	67.09	-	-	74	-6.91	144	281	H
2	* 2.484	55.97	Pk	32.1	-21	67.07	-	-	74	-6.93	144	281	H
3	* 2.484	39.34	RMS	32.1	-21	50.44	54	-3.56	-	-	144	281	H
4	* 2.484	38.51	RMS	32.1	-21	49.61	54	-4.39	-	-	144	281	H

* - indicates frequency in CFR47 Pt 15 / IC RSS-Restricted Band
Pk - Peak detector
RMS - RMS detection

UL VERIFICATION SERVICES INC.
47173 BENICIA STREET, FREMONT, CA 94538, USA TEL: (510) 771-1000 FAX: (510) 661-0888
This report shall not be reproduced except in full, without the written approval of UL Verification Services Inc.

VERTICAL RESULT

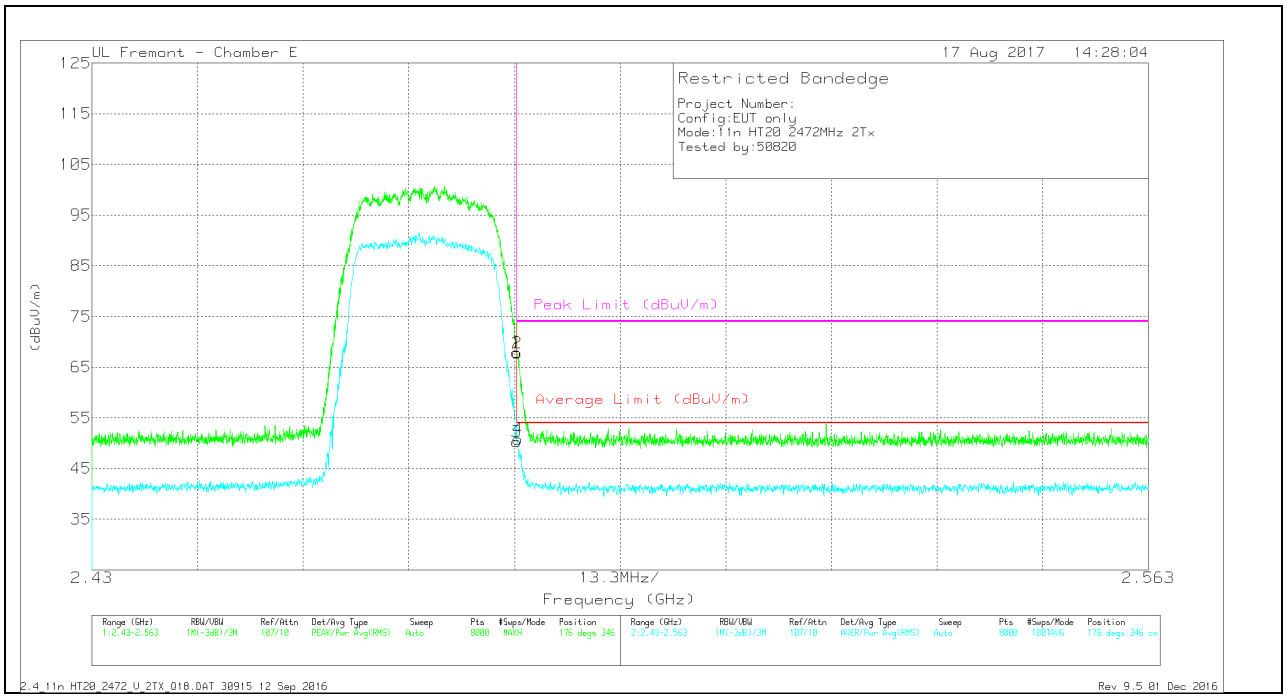

Marker	Frequency (GHz)	Meter Reading (dBuV)	Det	AF T346 (dB/m)	Amp/Cbl/Fltr/Pad (dB)	Corrected Reading (dBuV/m)	Average Limit (dBuV/m)	Margin (dB)	Peak Limit (dBuV/m)	PK Margin (dB)	Azimuth (Degs)	Height (cm)	Polarity
1	* 2.484	56.86	Pk	32.1	-21	67.96	-	-	74	-6.04	176	346	V
2	* 2.484	56.68	Pk	32.1	-21	67.78	-	-	74	-6.22	176	346	V
3	* 2.484	39.23	RMS	32.1	-21	50.33	54	-3.67	-	-	176	346	V
4	* 2.484	39.66	RMS	32.1	-21	50.76	54	-3.24	-	-	176	346	V

* - indicates frequency in CFR47 Pt 15 / IC RSS-Restricted Band
Pk - Peak detector
RMS - RMS detection

UL VERIFICATION SERVICES INC.
47173 BENICIA STREET, FREMONT, CA 94538, USA TEL: (510) 771-1000 FAX: (510) 661-0888
This report shall not be reproduced except in full, without the written approval of UL Verification Services Inc.

HARMONICS AND SPURIOUS EMISSIONS

LOW CHANNEL, CH 1 RESULTS

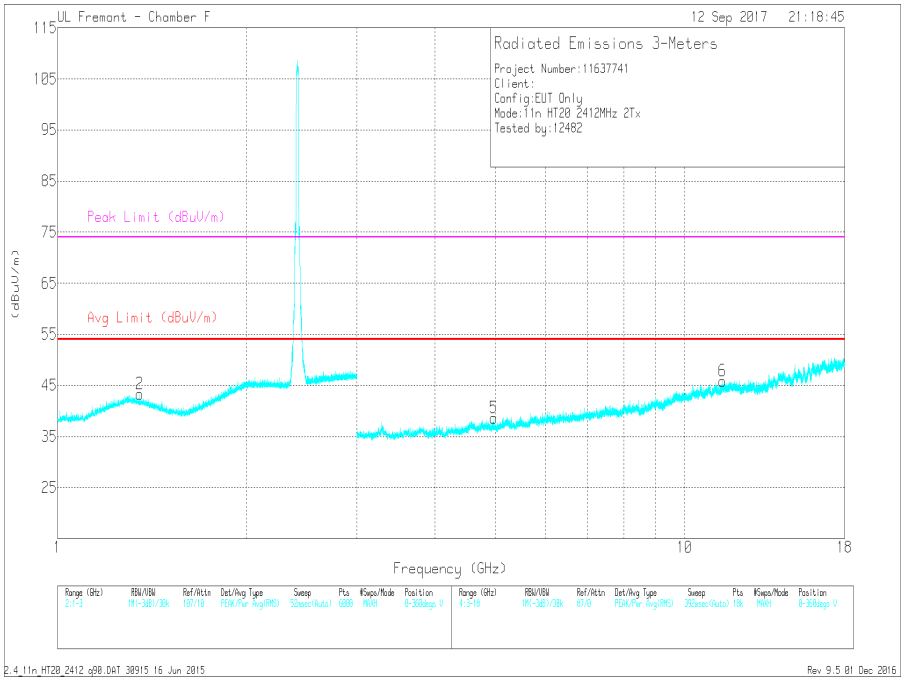

VERTICAL

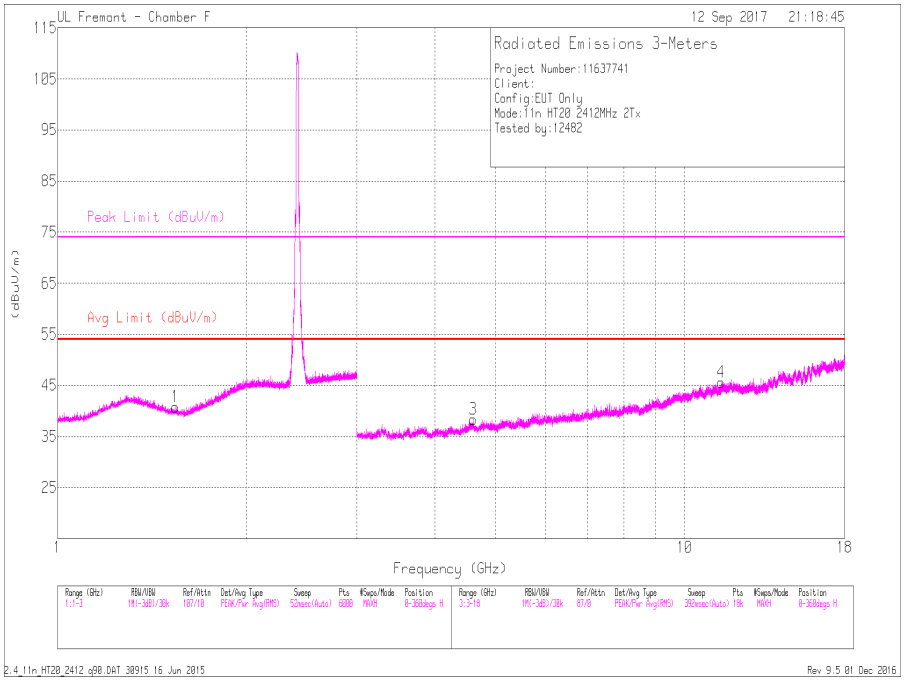

HORIZONTAL

UL VERIFICATION SERVICES INC.
47173 BENICIA STREET, FREMONT, CA 94538, USA TEL: (510) 771-1000 FAX: (510) 661-0888
This report shall not be reproduced except in full, without the written approval of UL Verification Services Inc.

RADIATED EMISSIONS

Marker	Frequency (GHz)	Meter Reading (dBuV)	Det	AF T119 (dB/m)	Amp/Cbl/Fltr/Pad (dB)	Corrected Reading (dBuV/m)	Avg Limit (dBuV/m)	Margin (dB)	Peak Limit (dBuV/m)	PK Margin (dB)	Azimuth (Degs)	Height (cm)	Polarity
1	* 1.541	43.18	PK2	27.5	-22	48.68			74	-25.32	355	147	H
1	* 1.541	30	MAv1	27.5	-22	35.5	54	-18.50	-	-	355	147	H
2	* 1.354	41.99	PK2	29.6	-22.1	49.49			74	-24.51	70	184	V
2	* 1.353	29.9	MAv1	29.6	-22.1	37.4	54	-16.60	-	-	70	184	V
3	* 4.605	39.23	PK2	34.1	-28	45.33			74	-28.67	321	212	H
3	* 4.606	27.05	MAv1	34.1	-28	33.15	54	-20.85	-	-	321	212	H
4	* 11.44	36.59	PK2	38.3	-21.8	53.09			74	-20.91	270	358	H
4	* 11.437	23.92	MAv1	38.3	-21.8	40.42	54	-13.58	-	-	270	358	H
5	* 4.967	39.22	PK2	34.2	-28.6	44.82			74	-29.18	256	294	V
5	* 4.967	27.45	MAv1	34.2	-28.6	33.05	54	-20.95	-	-	256	294	V
6	* 11.489	35.69	PK2	38.5	-21.4	52.79			74	-21.21	246	310	V
6	* 11.489	23.63	MAv1	38.5	-21.4	40.73	54	-13.27	-	-	246	310	V

* - indicates frequency in CFR47 Pt 15 / IC RSS-Restricted Band
PK2 - KDB558074 Method: Maximum Peak

UL VERIFICATION SERVICES INC.
47173 BENICIA STREET, FREMONT, CA 94538, USA TEL: (510) 771-1000 FAX: (510) 661-0888
This report shall not be reproduced except in full, without the written approval of UL Verification Services Inc.

MID CHANNEL, CH 6 RESULTS

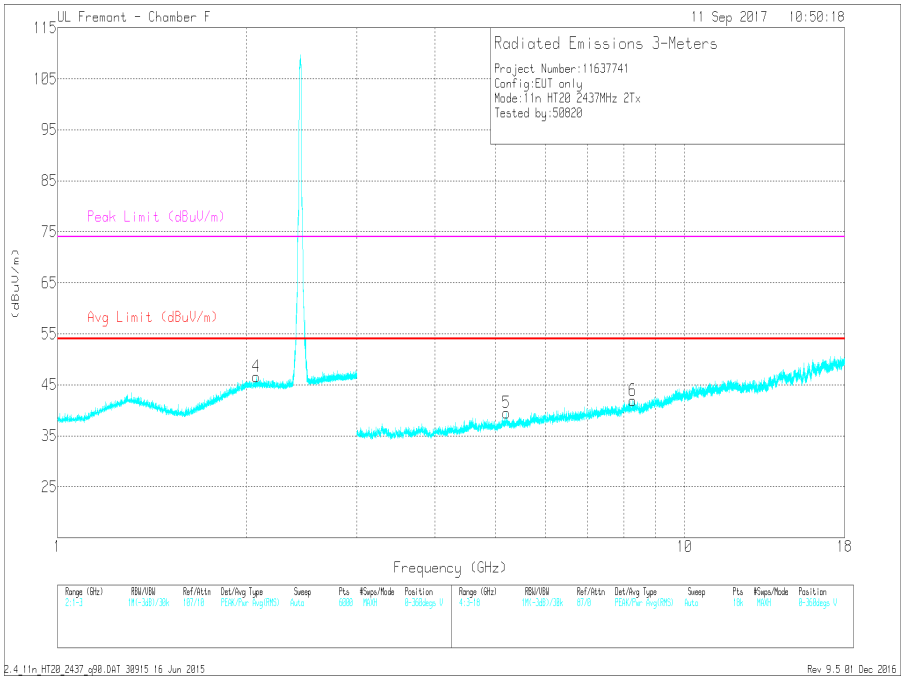

VERTICAL

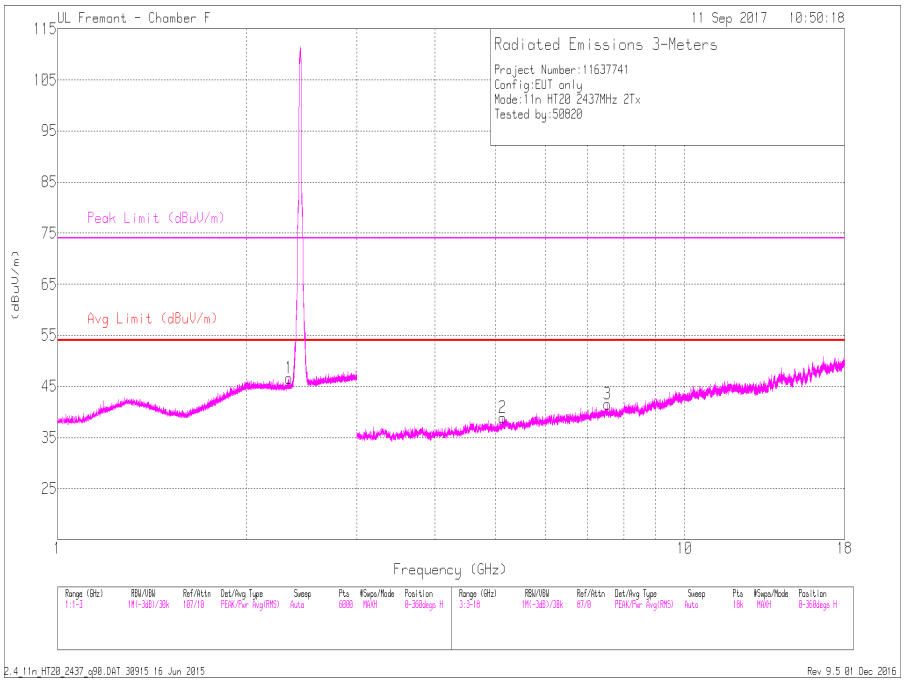

HORIZONTAL

UL VERIFICATION SERVICES INC.
47173 BENICIA STREET, FREMONT, CA 94538, USA TEL: (510) 771-1000 FAX: (510) 661-0888
This report shall not be reproduced except in full, without the written approval of UL Verification Services Inc.

RADIATED EMISSIONS

Marker	Frequency (GHz)	Meter Reading (dBuV)	Det	AF T119 (dB/m)	Amp/Cbl/Fltr/Pad (dB)	Corrected Reading (dBuV/m)	Avg Limit (dBuV/m)	Margin (dB)	Peak Limit (dBuV/m)	PK Margin (dB)	Azimuth (Degs)	Height (cm)	Polarity
1	* 2.341	42.26	PK2	31.7	-21	52.96			74	-21.04	305	184	H
1	* 2.339	30.34	MAv1	31.7	-21	41.04	54	-12.96	-	-	305	184	H
4	2.077	42.28	PK2	32.3	-21.4	53.18			-	-	37	102	V
4	2.077	30.31	MAv1	32.3	-21.4	41.21	54	-12.79	-	-	37	102	V
2	* 5.132	38.98	PK2	34.4	-26.8	46.58			74	-27.42	295	210	H
2	* 5.132	27.41	MAv1	34.4	-26.8	35.01	54	-18.99	-	-	395	210	H
3	* 7.531	37.14	PK2	36.1	-25.1	48.14			74	-25.86	261	358	H
3	* 7.53	25.6	MAv1	36.1	-25.1	36.6	54	-17.40	-	-	261	358	H
5	5.198	47.04	PK2	34.6	-27.1	54.54			-	-	200	345	V
5	5.202	34.6	MAv1	34.6	-27.2	42	54	-12.00	-	-	200	345	V
6	* 8.269	36	PK2	36.1	-24.4	47.7			74	-26.3	278	298	V
6	* 8.268	25.2	MAv1	36.1	-24.4	36.9	54	-17.10	-	-	278	298	V

* - indicates frequency in CFR47 Pt 15 / IC RSS-Restricted Band
PK2 - KDB558074 Method: Maximum Peak

UL VERIFICATION SERVICES INC.
47173 BENICIA STREET, FREMONT, CA 94538, USA TEL: (510) 771-1000 FAX: (510) 661-0888
This report shall not be reproduced except in full, without the written approval of UL Verification Services Inc.

HIGH CHANNEL, CH 13 RESULTS

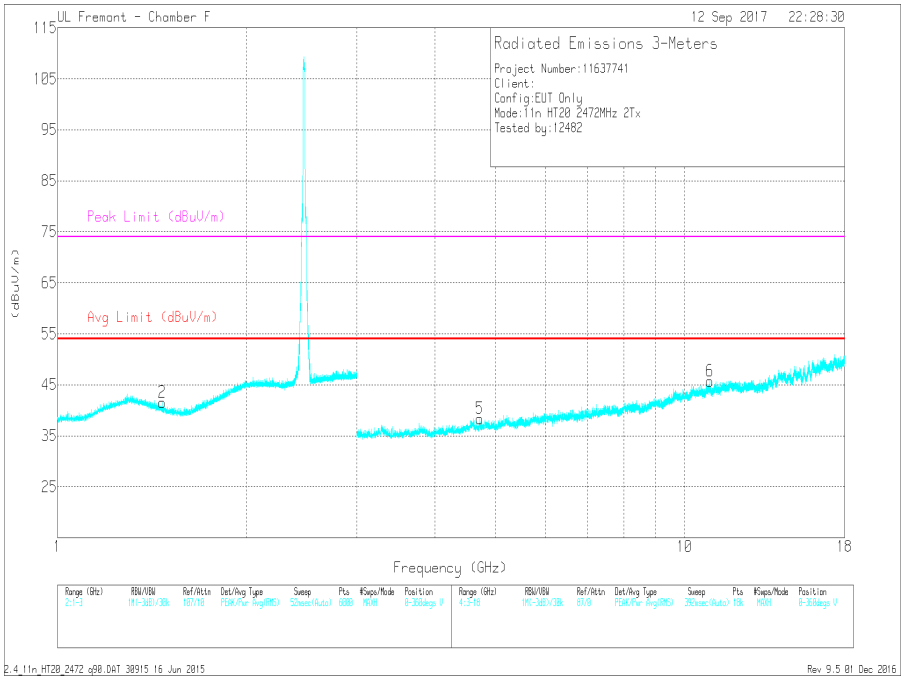

VERTICAL

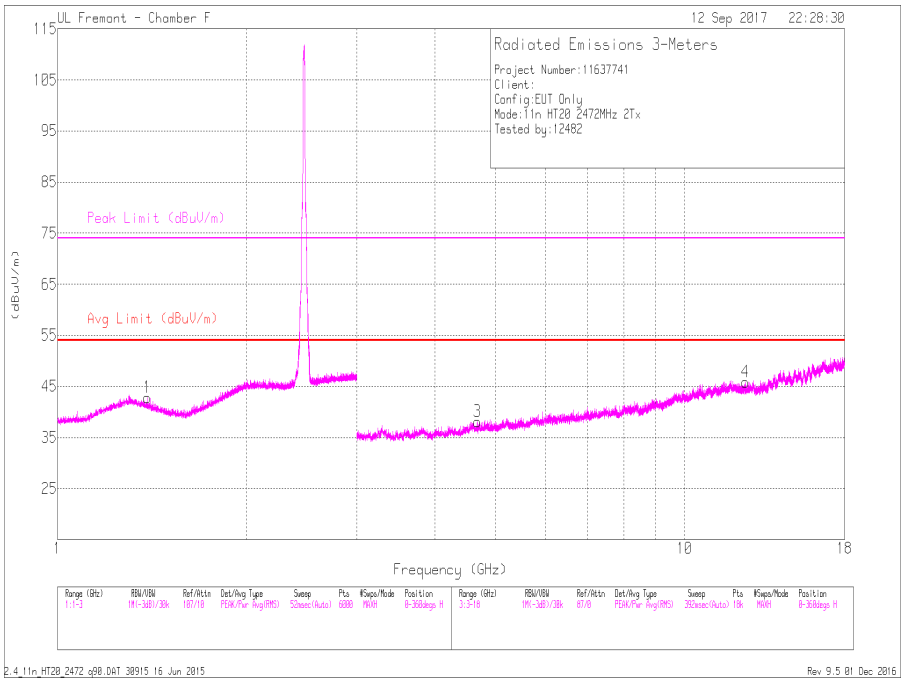

HORIZONTAL

UL VERIFICATION SERVICES INC.
47173 BENICIA STREET, FREMONT, CA 94538, USA TEL: (510) 771-1000 FAX: (510) 661-0888
This report shall not be reproduced except in full, without the written approval of UL Verification Services Inc.

RADIATED EMISSIONS

Marker	Frequency (GHz)	Meter Reading (dBuV)	Det	AF T119 (dB/m)	Amp/Cbl/Fltr/Pad (dB)	Corrected Reading (dBuV/m)	Avg Limit (dBuV/m)	Margin (dB)	Peak Limit (dBuV/m)	PK Margin (dB)	Azimuth (Degs)	Height (cm)	Polarity
1	* 1.39	41.89	PK2	29.2	-22.1	48.99			74	-25.01	58	173	H
1	* 1.391	29.98	MAv1	29.2	-22.1	37.08	54	-16.92	-	-	58	173	H
2	* 1.469	41.73	PK2	28.1	-22	47.83			74	-26.17	58	367	V
2	* 1.47	29.94	MAv1	28.1	-22	36.04	54	-17.96	-	-	58	367	V
3	* 4.674	39.44	PK2	34.1	-28.9	44.64			74	-29.36	37	324	H
3	* 4.673	27.7	MAv1	34.1	-28.9	32.9	54	-21.1	-	-	37	324	H
4	* 12.503	36.34	PK2	38.9	-22.4	52.84			74	-21.16	223	293	H
4	* 12.505	24.12	MAv1	38.9	-22.4	40.62	54	-13.38	-	-	223	293	H
5	* 4.714	40.04	PK2	34.1	-28.6	45.54			74	-28.46	244	334	V
5	* 4.713	28.35	MAv1	34.1	-28.6	33.85	54	-20.15	-	-	244	334	V
6	* 10.973	35.46	PK2	38	-21.1	52.36			74	-21.64	12	151	V
6	* 10.975	23.4	MAv1	38	-21.1	40.3	54	-13.7	-	-	12	151	V

* - indicates frequency in CFR47 Pt 15 / IC RSS-Restricted Band
PK2 - KDB558074 Method: Maximum Peak

UL VERIFICATION SERVICES INC.
47173 BENICIA STREET, FREMONT, CA 94538, USA TEL: (510) 771-1000 FAX: (510) 661-0888
This report shall not be reproduced except in full, without the written approval of UL Verification Services Inc.

10.2. Worst Case below 1 GHz

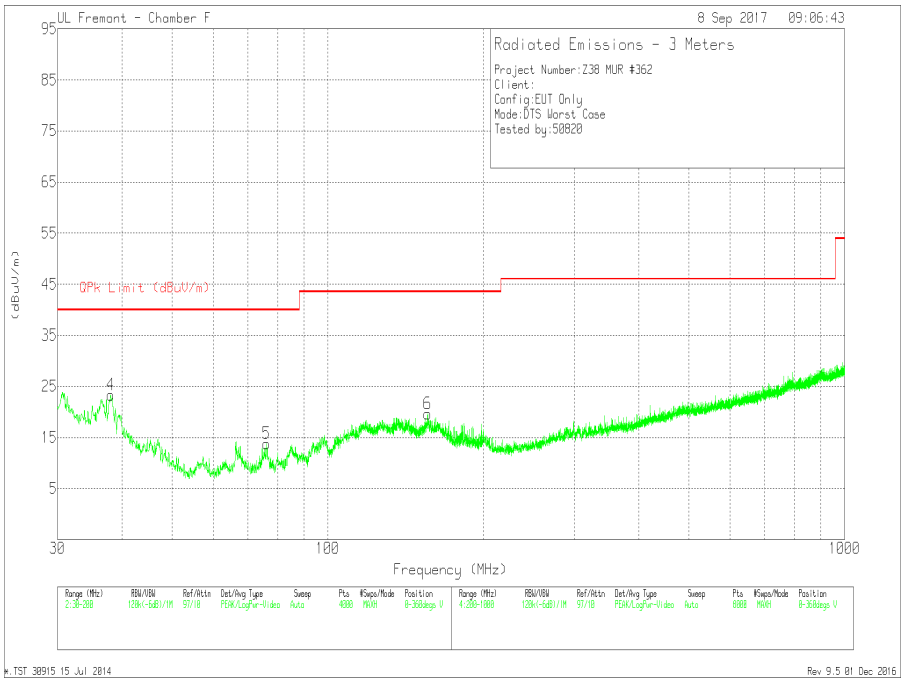

VERTICAL

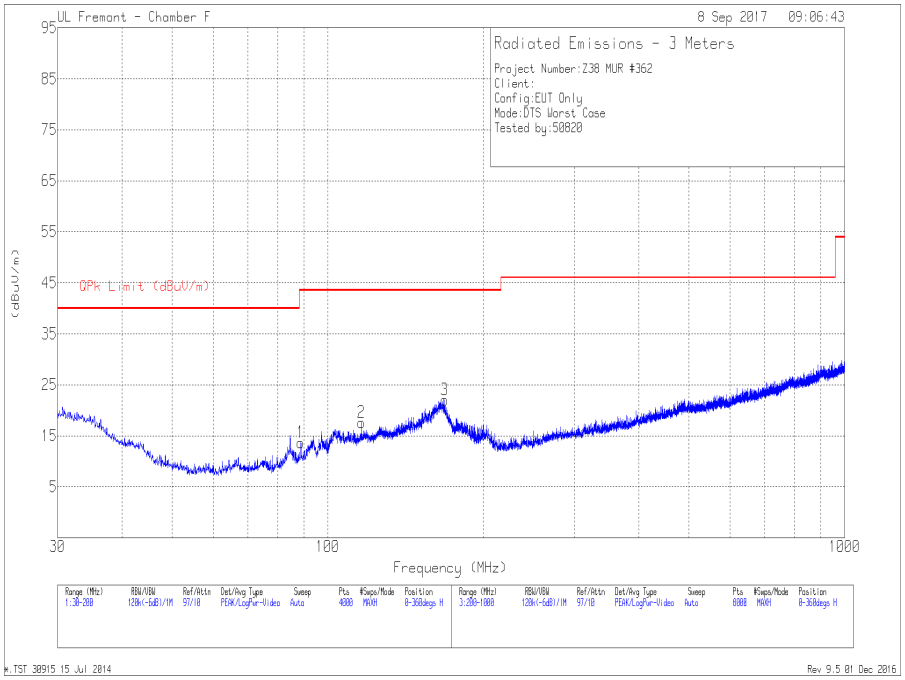

HORIZONTAL

UL VERIFICATION SERVICES INC.
47173 BENICIA STREET, FREMONT, CA 94538, USA TEL: (510) 771-1000 FAX: (510) 661-0888
This report shall not be reproduced except in full, without the written approval of UL Verification Services Inc.

Below 1GHz DATA

Marker	Frequency (MHz)	Meter Reading (dBuV)	Det	AF T122 (dB/m)	Amp/Cbl (dB)	Corrected Reading (dBuV/m)	QPk Limit (dBuV/m)	Margin (dB)	Azimuth (Degs)	Height (cm)	Polarity
1	88.7077	33.01	Pk	11.9	-31.2	13.71	43.52	-29.81	0-360	299	H
2	* 116.2548	31.26	Pk	17.4	-31	17.66	43.52	-25.86	0-360	199	H
3	* 168.2458	36.65	Pk	16	-30.6	22.05	43.52	-21.47	0-360	199	H
4	* 38.0346	35.87	Pk	19.1	-31.7	23.27	40	-16.73	0-360	100	V
5	76.1244	33.36	Pk	11.8	-31.4	13.76	40	-26.24	0-360	100	V
6	156.0451	34.06	Pk	16.4	-30.8	19.66	43.52	-23.86	0-360	100	V

Pk - Peak detector

FCC Part15C 30-1000MHz.TST 30915 15 Jul 2014
Rev 9.5 01 Dec 2016

UL VERIFICATION SERVICES INC.
47173 BENICIA STREET, FREMONT, CA 94538, USA TEL: (510) 771-1000 FAX: (510) 661-0888
This report shall not be reproduced except in full, without the written approval of UL Verification Services Inc.

10.3. Worst Case 18-26 GHz

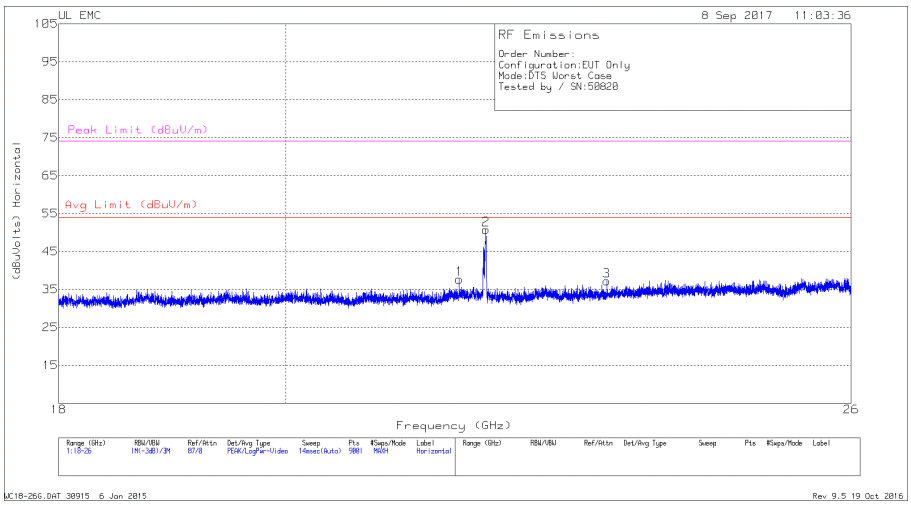

HORIZONTAL

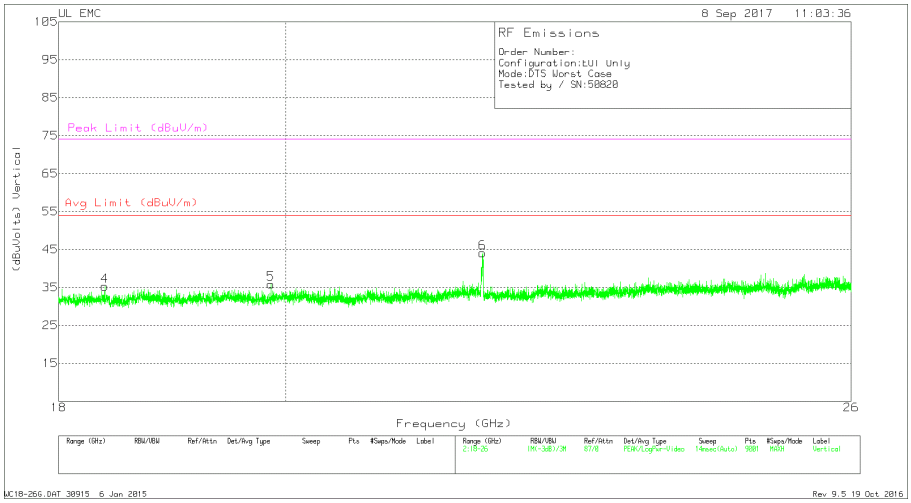

VERTICAL

UL VERIFICATION SERVICES INC.
47173 BENICIA STREET, FREMONT, CA 94538, USA TEL: (510) 771-1000 FAX: (510) 661-0888
This report shall not be reproduced except in full, without the written approval of UL Verification Services Inc.

18 – 26GHz DATA

Marker	Frequency (GHz)	Meter Reading (dBuV)	Det	T89 AF (dB/m)	Amp/Cbl (dB)	Dist Corr (dB)	Corrected Reading (dBuVolts)	Avg Limit (dBuV/m)	Margin (dB)	Peak Limit (dBuV/m)	PK Margin (dB)
1	21.676	38.96	Pk	33.2	-25	-9.5	37.66	54	-16.34	74	-36.34
2	21.946	52.25	Pk	33.3	-25.3	-9.5	50.75	54	-3.25	74	-23.25
3	23.212	38.2	Pk	33.5	-25	-9.5	37.2	54	-16.8	74	-36.8
4	18.389	37.76	Pk	32.4	-25.4	-9.5	35.26	54	-18.74	74	-38.74
5	19.864	37.43	Pk	32.8	-24.9	-9.5	35.83	54	-18.17	74	-38.17
6	21.913	45.38	Pk	33.3	-25.1	-9.5	44.08	54	-9.92	74	-29.92

Pk - Peak detector
18-26GHz Test.TST 30915 6 Jan 2015
Rev 9.5 19 Oct 2016

UL VERIFICATION SERVICES INC.
47173 BENICIA STREET, FREMONT, CA 94538, USA TEL: (510) 771-1000 FAX: (510) 661-0888
This report shall not be reproduced except in full, without the written approval of UL Verification Services Inc.

11. AC POWER LINE CONDUCTED EMISSIONS

LIMITS

FCC §15.207 (a)

RSS-Gen 8.8

Frequency of Emission (MHz)	Conducted Limit (dBuV)	
	Quasi-peak	Average
0.15-0.5	66 to 56 *	56 to 46 *
0.5-5	56	46
5-30	60	50

* Decreases with the logarithm of the frequency.

TEST PROCEDURE

The EUT is placed on a non-conducting table 40 cm from the vertical ground plane and 80 cm above the horizontal ground plane. The EUT is configured in accordance with ANSI C63.10.

The receiver is set to a resolution bandwidth of 9 kHz. Peak detection is used unless otherwise noted as quasi-peak or average.

Line conducted data is recorded for both NEUTRAL and HOT lines.

RESULTS

UL VERIFICATION SERVICES INC.
47173 BENICIA STREET, FREMONT, CA 94538, USA TEL: (510) 771-1000 FAX: (510) 661-0888
This report shall not be reproduced except in full, without the written approval of UL Verification Services Inc.

LINE 1 RESULTS

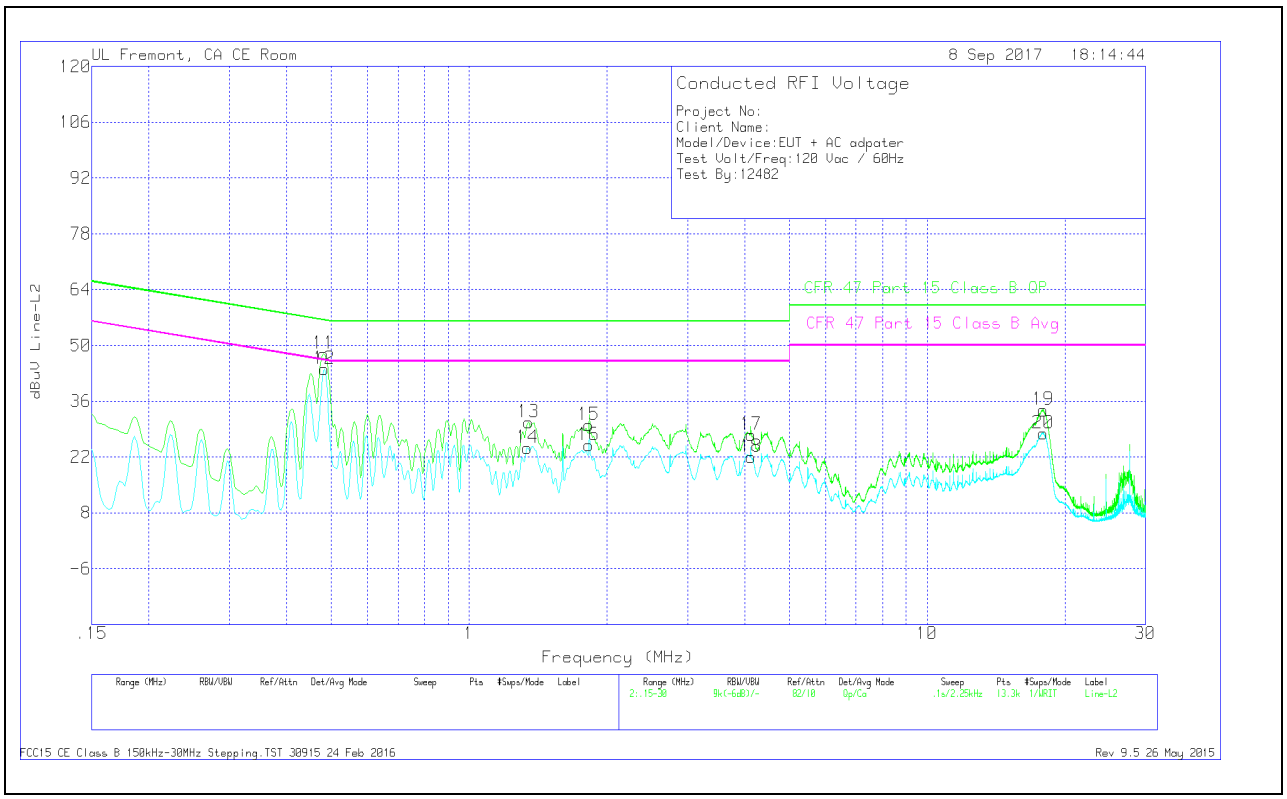

Range 1: Line-L1 .15 - 30MHz											
Marker	Frequency (MHz)	Meter Reading (dBuV)	Det	LISN L1	LC Cables C1&C3	Limiter (dB)	Corrected Reading dBuV	CFR 47 Part 15 Class B QP	QP Margin (dB)	CFR 47 Part 15 Class B Avg	Av(CISPR) Margin (dB)
1	.48075	38.58	Qp	0	.1	10.1	48.78	56.33	-7.55	-	-
2	.48075	34.76	Ca	0	.1	10.1	44.96	-	-	46.33	-1.37
3	1.34025	19.85	Qp	0	.1	10.1	30.05	56	-25.95	-	-
4	1.338	13.37	Ca	0	.1	10.1	23.57	-	-	46	-22.43
5	1.83075	22.16	Qp	0	.1	10.1	32.36	56	-23.64	-	-
6	1.83075	18.13	Ca	0	.1	10.1	28.33	-	-	46	-17.67
7	4.1145	17.8	Qp	0	.1	10.1	28	56	-28	-	-
8	4.1145	12.23	Ca	0	.1	10.1	22.43	-	-	46	-23.57
9	17.988	20.68	Qp	0	.3	10.3	31.28	60	-28.72	-	-
10	17.988	14.84	Ca	0	.3	10.3	25.44	-	-	50	-24.56

Qp - Quasi-Peak detector

Ca - CISPR average detection

UL VERIFICATION SERVICES INC.
47173 BENICIA STREET, FREMONT, CA 94538, USA TEL: (510) 771-1000 FAX: (510) 661-0888
This report shall not be reproduced except in full, without the written approval of UL Verification Services Inc.

LINE 2 RESULTS

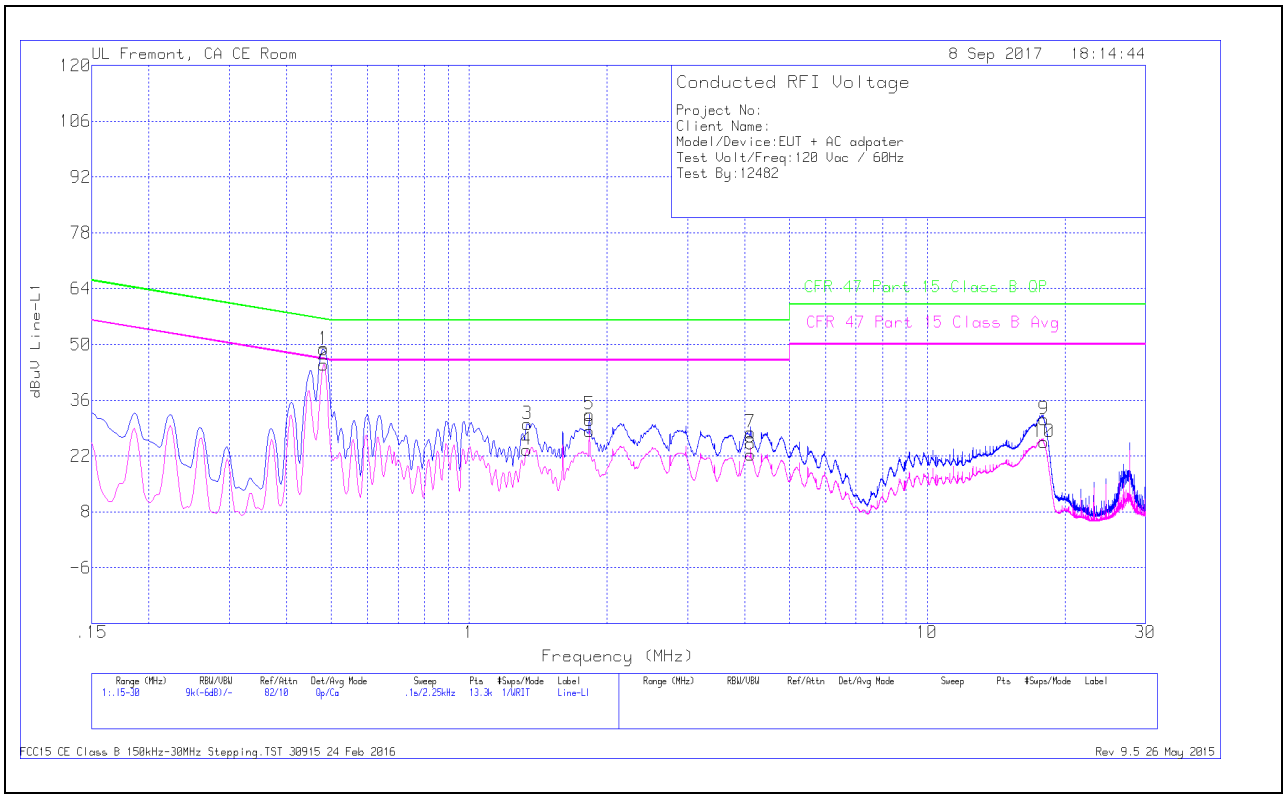

Range 1: Line-L1 .15 - 30MHz											
Marker	Frequency (MHz)	Meter Reading (dBuV)	Det	LISN L1	LC Cables C1&C3	Limiter (dB)	Corrected Reading dBuV	CFR 47 Part 15 Class B QP	QP Margin (dB)	CFR 47 Part 15 Class B Avg	Av(CISPR) Margin (dB)
1	.48075	38.58	Qp	0	.1	10.1	48.78	56.33	-7.55	-	-
2	.48075	34.76	Ca	0	.1	10.1	44.96	-	-	46.33	-1.37
3	1.34025	19.85	Qp	0	.1	10.1	30.05	56	-25.95	-	-
4	1.338	13.37	Ca	0	.1	10.1	23.57	-	-	46	-22.43
5	1.83075	22.16	Qp	0	.1	10.1	32.36	56	-23.64	-	-
6	1.83075	18.13	Ca	0	.1	10.1	28.33	-	-	46	-17.67
7	4.1145	17.8	Qp	0	.1	10.1	28	56	-28	-	-
8	4.1145	12.23	Ca	0	.1	10.1	22.43	-	-	46	-23.57
9	17.988	20.68	Qp	0	.3	10.3	31.28	60	-28.72	-	-
10	17.988	14.84	Ca	0	.3	10.3	25.44	-	-	50	-24.56

Qp - Quasi-Peak detector

Ca - CISPR average detection

END OF REPORT

UL VERIFICATION SERVICES INC.
47173 BENICIA STREET, FREMONT, CA 94538, USA TEL: (510) 771-1000 FAX: (510) 661-0888
This report shall not be reproduced except in full, without the written approval of UL Verification Services Inc.