VERTICAL

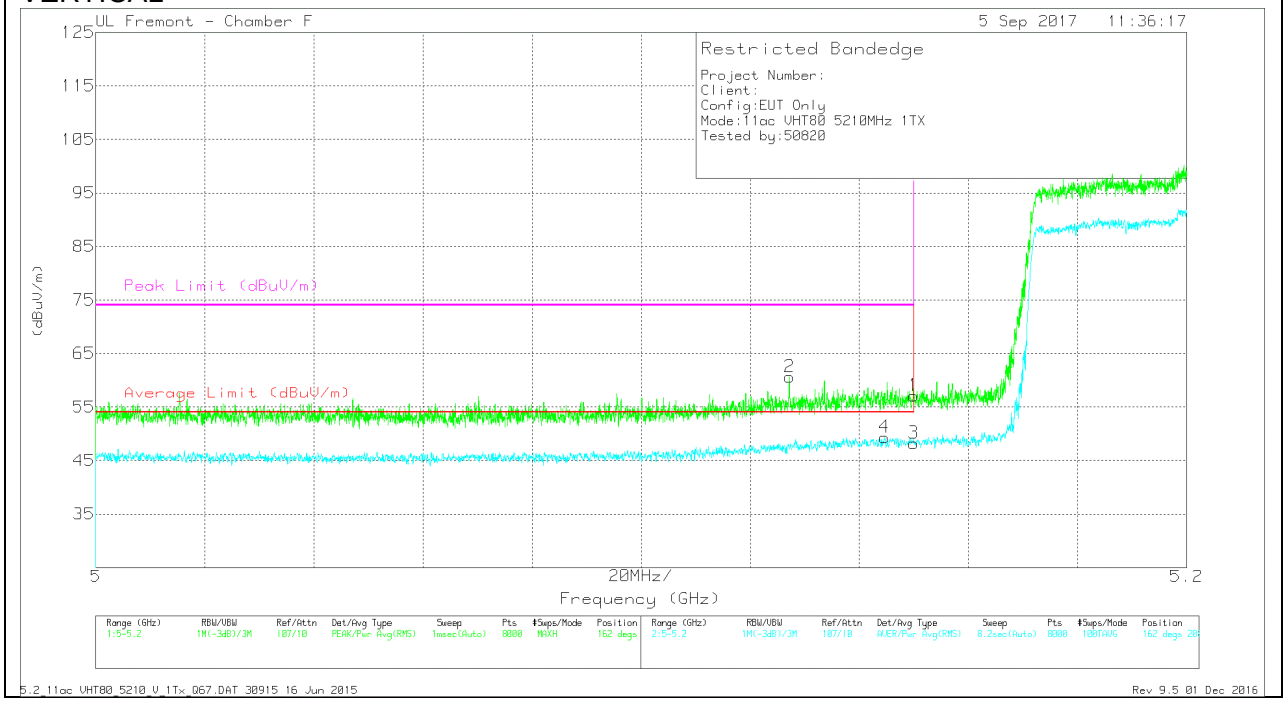

Marker	Frequency (GHz)	Meter Reading (dBuV)	Det	AF T119 (dB/m)	Amp/Cbl/Fltr/Pad (dB)	Corrected Reading (dBuV/m)	Average Limit (dBuV/m)	Margin (dB)	Peak Limit (dBuV/m)	PK Margin (dB)	Azimuth (Degs)	Height (cm)	Polarity
1	* 5.15	41.31	Pk	34.5	-18.7	57.11	-	-	74	-16.89	162	208	V
2	* 5.127	44.82	Pk	34.4	-18.6	60.62	-	-	74	-13.38	162	208	V
3	* 5.15	32.44	RMS	34.5	-18.7	48.24	54	-5.76	-	-	162	208	V
4	* 5.145	33.55	RMS	34.4	-18.6	49.35	54	-4.65	-	-	162	208	V

* - indicates frequency in CFR47 Pt 15 / IC RSS-Restricted Band
Pk - Peak detector
RMS - RMS detection

This report shall not be reproduced except in full, without the written approval of UL Verification Services Inc.

2TX Antenna A + Antenna B CDD MODE

BANDEDGE (MID CHANNEL)

HORIZONTAL

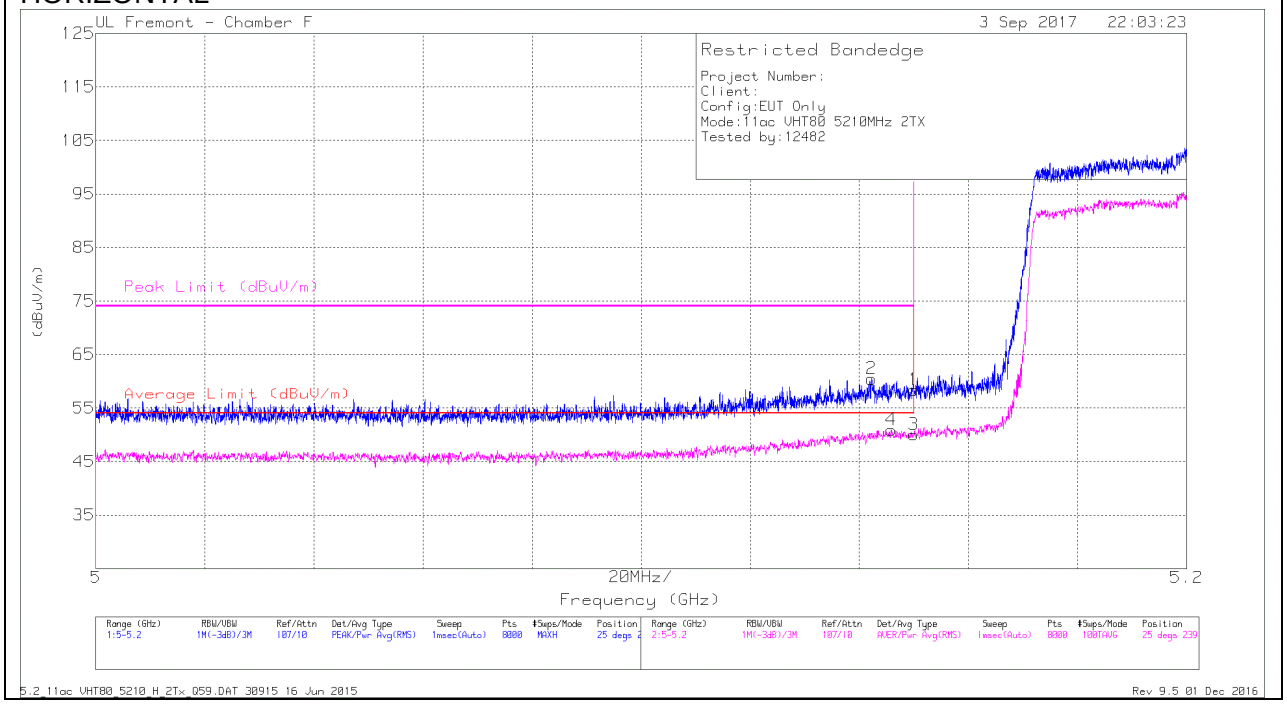

Marker	Frequency (GHz)	Meter Reading (dBuV)	Det	AF T119 (dB/m)	Amp/Cbl/Fltr/Pad (dB)	DC Corr (dB)	Corrected Reading (dBuV/m)	Average Limit (dBuV/m)	Margin (dB)	Peak Limit (dBuV/m)	PK Margin (dB)	Azimuth (Degs)	Height (cm)	Polarity
1	* 5.15	42.58	Pk	34.5	-18.7	0	58.38	-	-	74	-15.62	25	239	H
2	* 5.142	44.65	Pk	34.4	-18.6	0	60.45	-	-	74	-13.55	25	239	H
3	* 5.15	34.04	RMS	34.5	-18.7	.19	50.03	54	-3.97	-	-	25	239	H
4	* 5.146	35	RMS	34.4	-18.7	.19	50.89	54	-3.11	-	-	25	239	H

* - indicates frequency in CFR47 Pt 15 / IC RSS-Restricted Band
Pk - Peak detector
RMS - RMS detection

This report shall not be reproduced except in full, without the written approval of UL Verification Services Inc.

VERTICAL

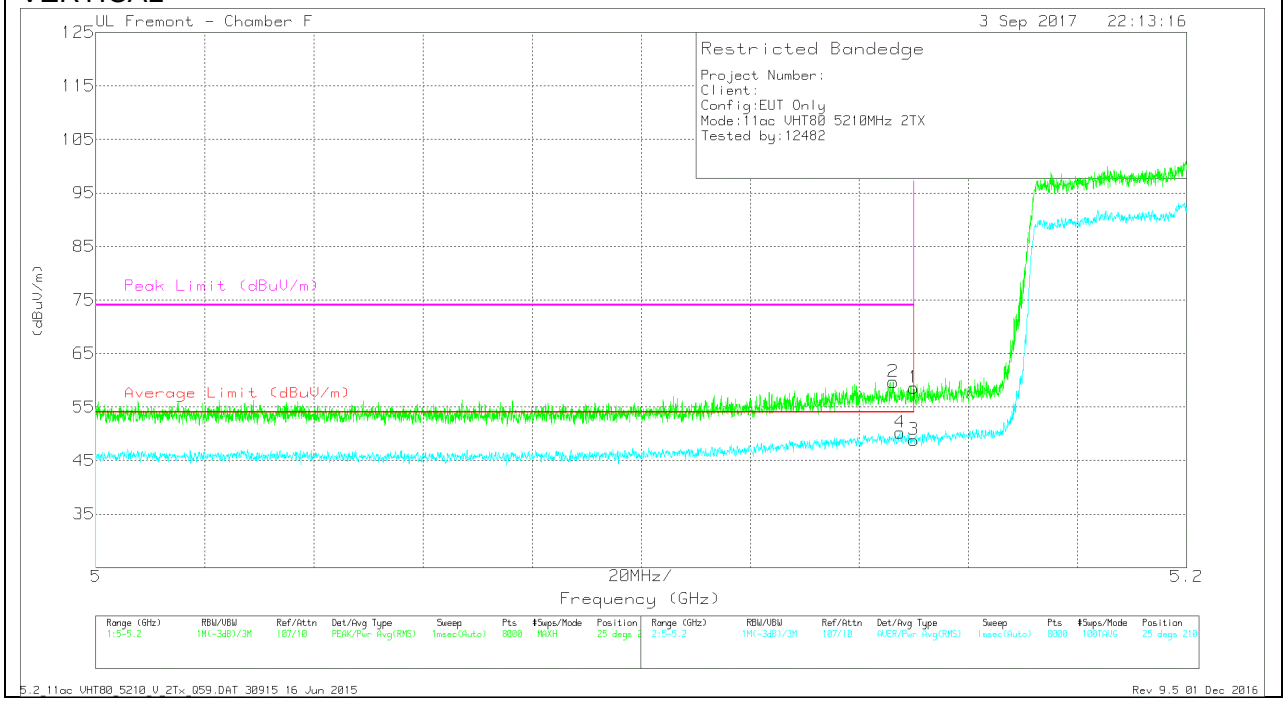

Marker	Frequency (GHz)	Meter Reading (dBuV)	Det	AF T119 (dB/m)	Amp/Cbl/Fltr/Pad (dB)	DC Corr (dB)	Corrected Reading (dBuV/m)	Average Limit (dBuV/m)	Margin (dB)	Peak Limit (dBuV/m)	PK Margin (dB)	Azimuth (Degs)	Height (cm)	Polarity
1	* 5.15	42.82	Pk	34.5	-18.7	0	58.62	-	-	74	-15.38	25	210	V
2	* 5.146	44.01	Pk	34.4	-18.7	0	59.71	-	-	74	-14.29	25	210	V
3	* 5.15	32.88	RMS	34.5	-18.7	.19	48.87	54	-5.13	-	-	25	210	V
4	* 5.147	34.35	RMS	34.4	-18.7	.19	50.24	54	-3.76	-	-	25	210	V

* - indicates frequency in CFR47 Pt 15 / IC RSS-Restricted Band
Pk - Peak detector
RMS - RMS detection

UL VERIFICATION SERVICES INC. FORM NO: CCSUP4701J
47173 BENICIA STREET, FREMONT, CA 94538, USA TEL: (510) 771-1000 FAX: (510) 661-0888
This report shall not be reproduced except in full, without the written approval of UL Verification Services Inc.

HARMONICS AND SPURIOUS EMISSIONS

MID CHANNEL RESULTS

VERTICAL

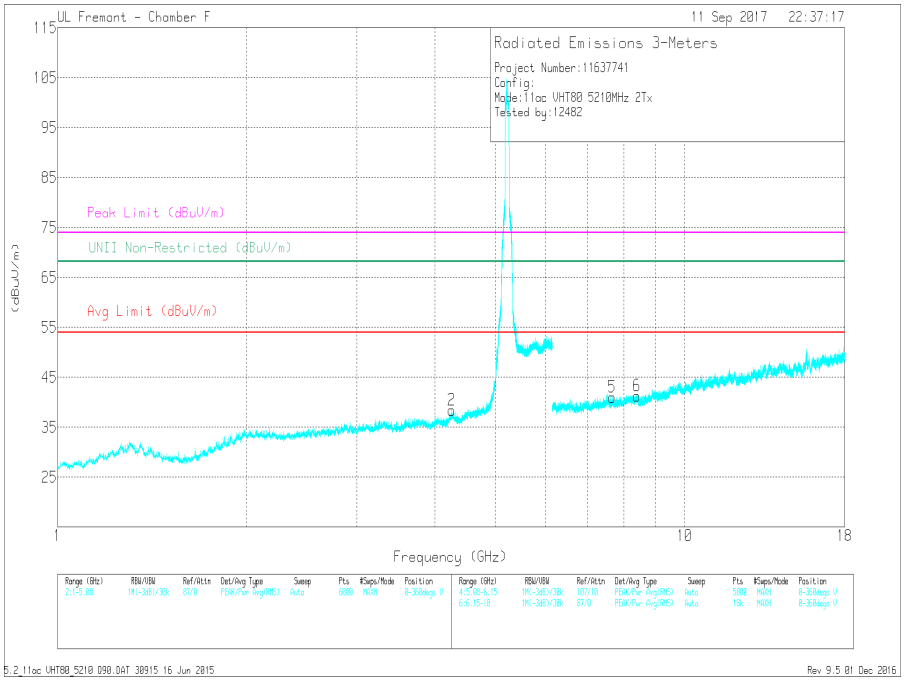

HORIZONTAL

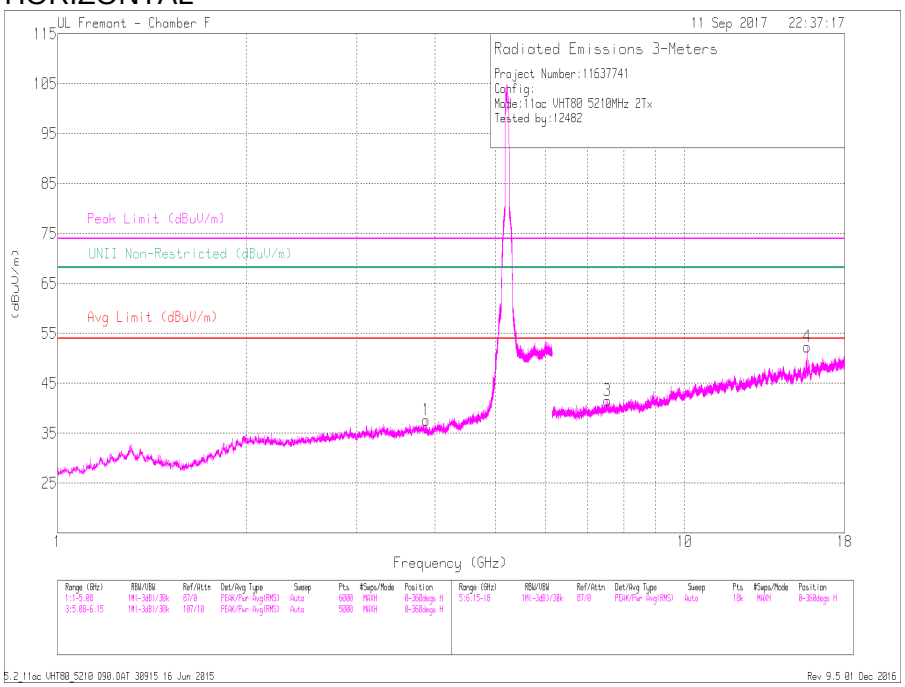

This report shall not be reproduced except in full, without the written approval of UL Verification Services Inc.

RADIATED EMISSIONS

Marker	Frequency (GHz)	Meter Reading (dBuV)	Det	AF T119 (dB/m)	Amp/Cbl/Fltr/Pad (dB)	DC Corr (dB)	Corrected Reading (dBuV/m)	Avg Limit (dBuV/m)	Margin (dB)	Peak Limit (dBuV/m)	PK Margin (dB)	UNII Non-Restricted (dBuV/m)	PK Margin (dB)	Azimuth (Degs)	Height (cm)	Polarity
1	* 3.865	39.03	PK-U	33.3	-28.7	0	43.63	-	-	74	-30.37	-	-	213	196	H
	* 3.868	27.65	ADR	33.3	-28.8	.19	32.34	54	-21.66	-	-	-	-	213	196	H
2	* 4.251	37.72	PK-U	33.6	-26.7	0	44.62	-	-	74	-29.38	-	-	331	101	V
	* 4.253	26.52	ADR	33.6	-26.7	.19	33.61	54	-20.39	-	-	-	-	331	101	V
3	* 7.539	36.83	PK-U	36.1	-24.5	0	48.43	-	-	74	-25.57	-	-	69	275	H
	* 7.54	25.3	ADR	36.1	-24.5	.19	37.09	54	-16.91	-	-	-	-	69	275	H
4	* 15.683	36.71	PK-U	40.7	-22.5	0	54.91	-	-	74	-19.09	-	-	182	305	H
	* 15.682	25.28	ADR	40.6	-22.5	.19	43.57	54	-10.43	-	-	-	-	182	305	H
5	* 7.666	36.8	PK-U	36.1	-24.8	0	48.1	-	-	74	-25.9	-	-	188	244	V
	* 7.664	25.44	ADR	36.1	-24.8	.19	36.93	54	-17.07	-	-	-	-	188	244	V
6	* 8.401	36.04	PK-U	35.9	-23.6	0	48.34	-	-	74	-25.66	-	-	246	202	V
	* 8.401	24.92	ADR	35.9	-23.6	.19	37.41	54	-16.59	-	-	-	-	246	202	V

* - indicates frequency in CFR47 Pt 15 / IC RSS-Restricted Band
PK-U - U-NII: Maximum Peak
ADR - U-NII AD primary method, RMS average

UL VERIFICATION SERVICES INC. FORM NO: CCSUP4701J
47173 BENICIA STREET, FREMONT, CA 94538, USA TEL: (510) 771-1000 FAX: (510) 661-0888
This report shall not be reproduced except in full, without the written approval of UL Verification Services Inc.

11.1.4. TX ABOVE 1 GHz 802.11n HT20 MODE IN THE 5.3 GHz BAND

1TX Antenna A

BANDEDGE (HIGH CHANNEL)

HORIZONTAL

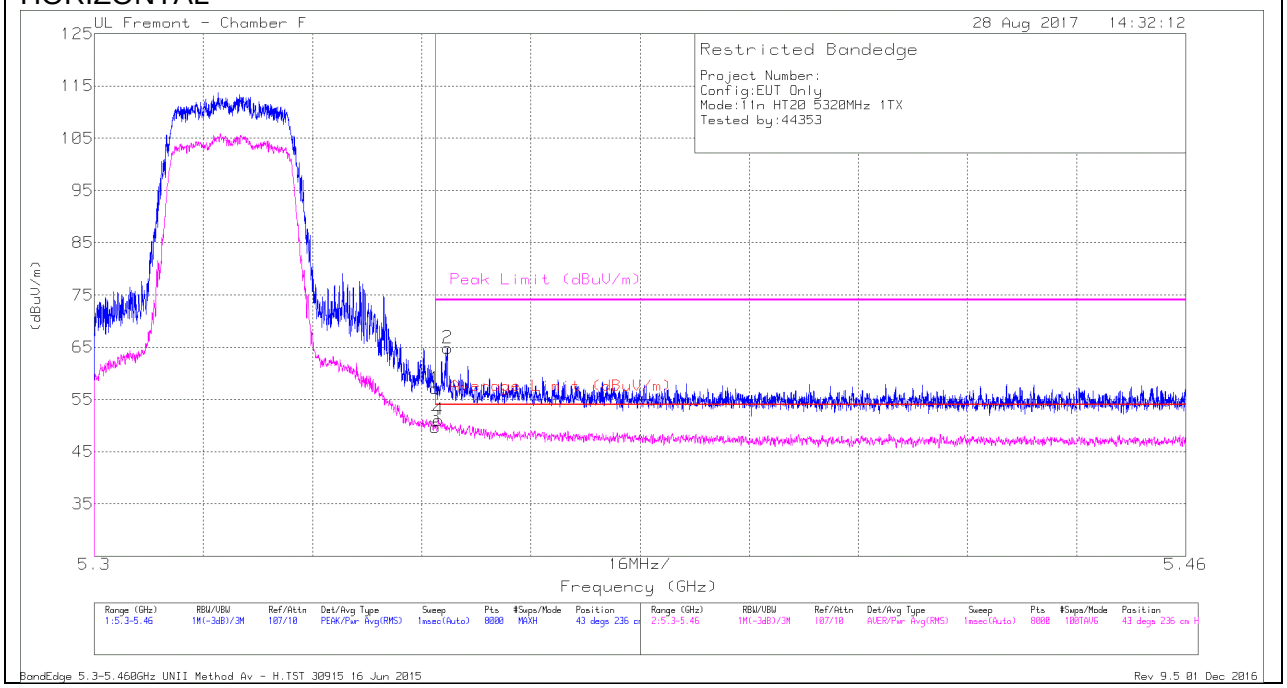

Marker	Frequency (GHz)	Meter Reading (dBuV)	Det	AF T119 (dB/m)	Amp/Cbl/Fltr/Pad (dB)	Corrected Reading (dBuV/m)	Average Limit (dBuV/m)	Margin (dB)	Peak Limit (dBuV/m)	PK Margin (dB)	Azimuth (Degs)	Height (cm)	Polarity
1	* 5.35	41.15	Pk	34.7	-18.7	57.15	-	-	74	-16.85	43	236	H
2	* 5.352	48.88	Pk	34.7	-18.7	64.88	-	-	74	-9.12	43	236	H
3	* 5.35	33.69	RMS	34.7	-18.7	49.69	54	-4.31	-	-	43	236	H
4	* 5.35	35.1	RMS	34.7	-18.7	51.1	54	-2.9	-	-	43	236	H

* - indicates frequency in CFR47 Pt 15 / IC RSS-Restricted Band
Pk - Peak detector
RMS - RMS detection

This report shall not be reproduced except in full, without the written approval of UL Verification Services Inc.

VERTICAL

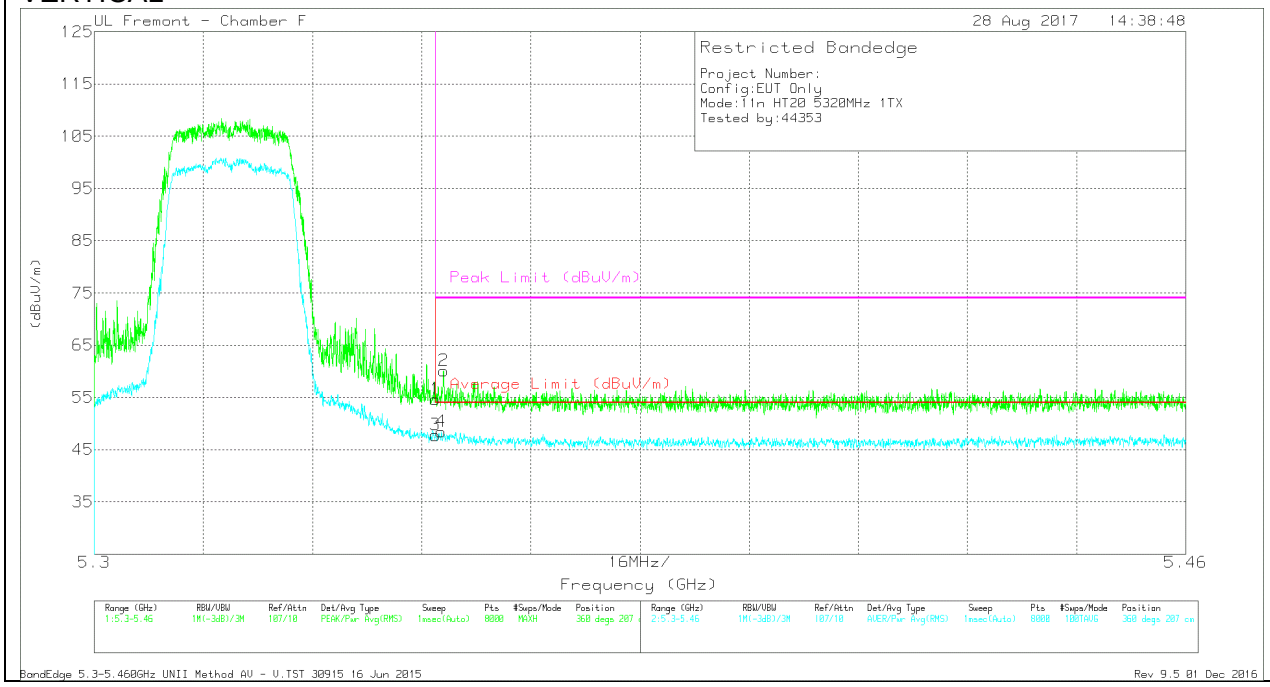

Marker	Frequency (GHz)	Meter Reading (dBuV)	Det	AF T119 (dB/m)	Amp/Cbl/Fltr/Pad (dB)	Corrected Reading (dBuV/m)	Average Limit (dBuV/m)	Margin (dB)	Peak Limit (dBuV/m)	PK Margin (dB)	Azimuth (Degs)	Height (cm)	Polarity
1	* 5.35	38.64	Pk	34.7	-18.7	54.64	-	-	74	-19.36	360	207	V
2	* 5.351	44.07	Pk	34.7	-18.7	60.07	-	-	74	-13.93	360	207	V
3	* 5.35	31.75	RMS	34.7	-18.7	47.75	54	-6.25	-	-	360	207	V
4	* 5.351	32.41	RMS	34.7	-18.7	48.41	54	-5.59	-	-	360	207	V

* - indicates frequency in CFR47 Pt 15 / IC RSS-Restricted Band
Pk - Peak detector
RMS - RMS detection

This report shall not be reproduced except in full, without the written approval of UL Verification Services Inc.

1TX Antenna B

BANDEDGE (HIGH CHANNEL)

HORIZONTAL

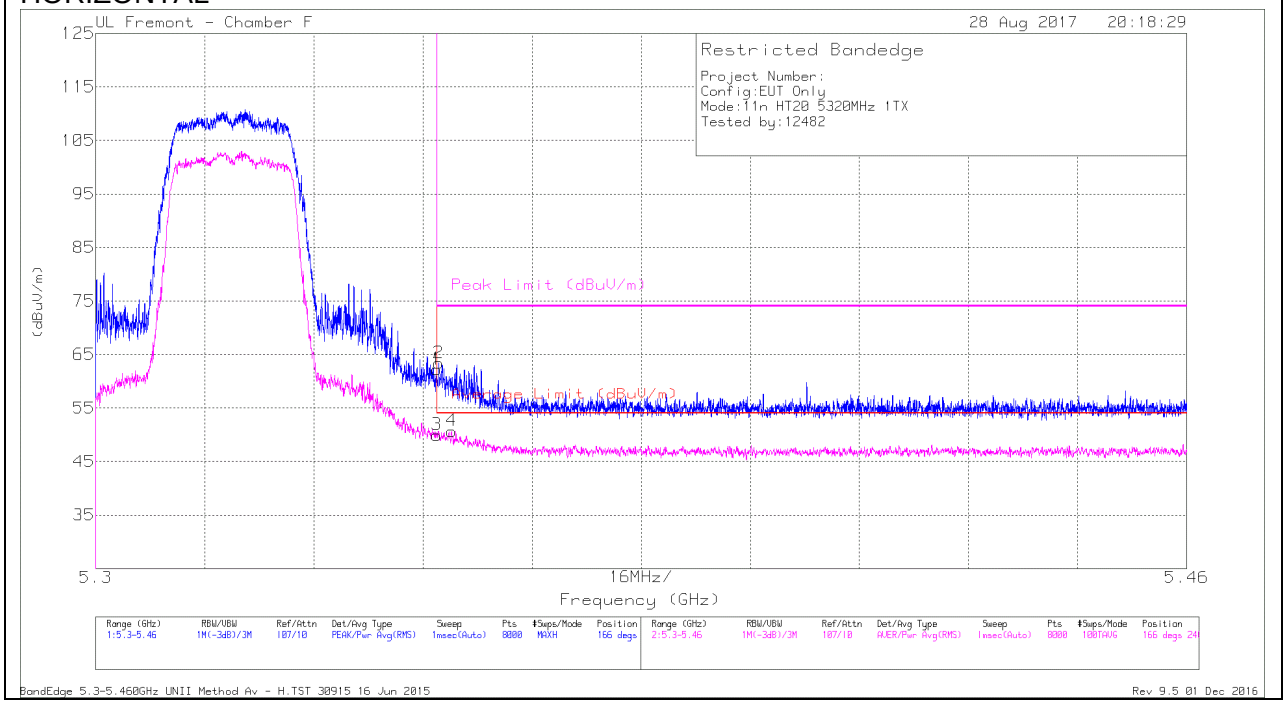

Marker	Frequency (GHz)	Meter Reading (dBuV)	Det	AF T119 (dB/m)	Amp/Cbl/Fltr/Pad (dB)	Corrected Reading (dBuV/m)	Average Limit (dBuV/m)	Margin (dB)	Peak Limit (dBuV/m)	PK Margin (dB)	Azimuth (Degs)	Height (cm)	Polarity
1	* 5.35	46.24	Pk	34.7	-18.7	62.24	-	-	74	-11.76	166	240	H
2	* 5.35	47.4	Pk	34.7	-18.7	63.4	-	-	74	-10.6	166	240	H
3	* 5.35	33.97	RMS	34.7	-18.7	49.97	54	-4.03	-	-	166	240	H
4	* 5.352	34.7	RMS	34.7	-18.7	50.7	54	-3.3	-	-	166	240	H

* - indicates frequency in CFR47 Pt 15 / IC RSS-Restricted Band
Pk - Peak detector
RMS - RMS detection

This report shall not be reproduced except in full, without the written approval of UL Verification Services Inc.

VERTICAL

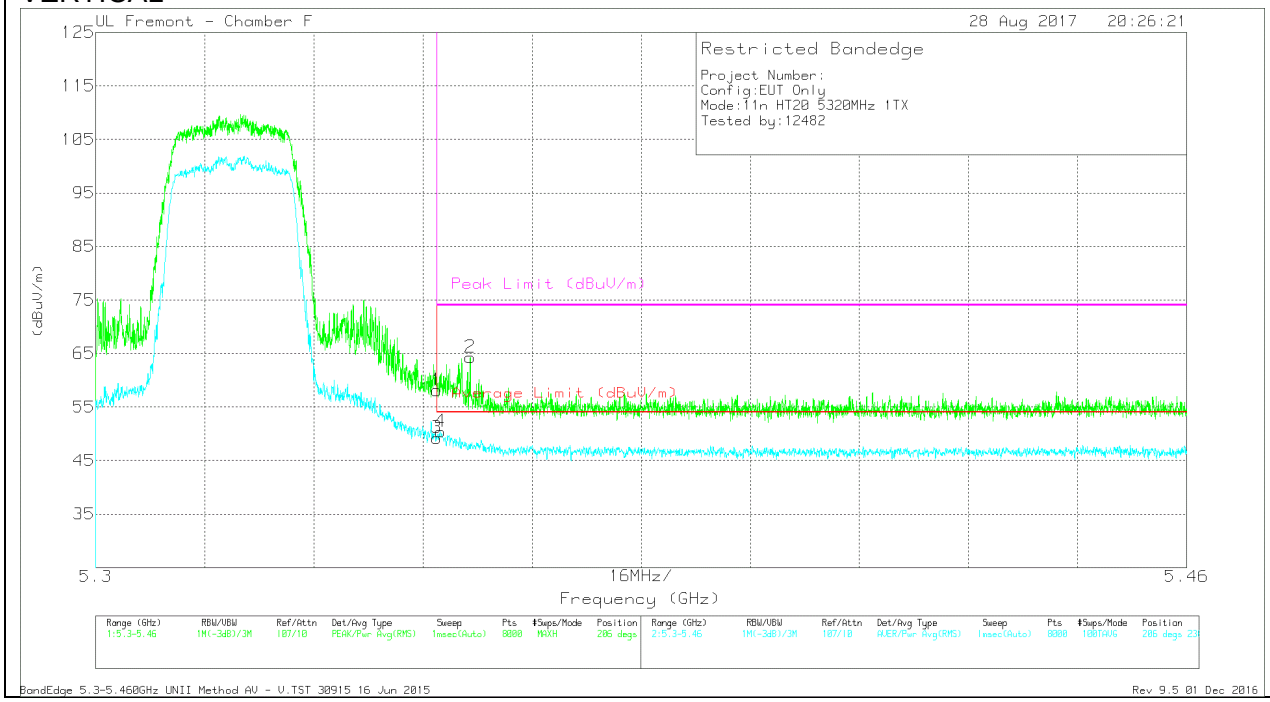

Marker	Frequency (GHz)	Meter Reading (dBuV)	Det	AF T119 (dB/m)	Amp/Cbl/Fltr/Pad (dB)	Corrected Reading (dBuV/m)	Average Limit (dBuV/m)	Margin (dB)	Peak Limit (dBuV/m)	PK Margin (dB)	Azimuth (Degs)	Height (cm)	Polarity
1	* 5.35	42.14	Pk	34.7	-18.7	58.14	-	-	74	-15.86	206	236	V
2	* 5.355	48.2	Pk	34.7	-18.6	64.3	-	-	74	-9.7	206	236	V
3	* 5.35	33.24	RMS	34.7	-18.7	49.24	54	-4.76	-	-	206	236	V
4	* 5.351	34.41	RMS	34.7	-18.7	50.41	54	-3.59	-	-	206	236	V

* - indicates frequency in CFR47 Pt 15 / IC RSS-Restricted Band
Pk - Peak detector
RMS - RMS detection

This report shall not be reproduced except in full, without the written approval of UL Verification Services Inc.

2TX Antenna A + Antenna B CDD MODE

BANDEDGE (HIGH CHANNEL)

HORIZONTAL

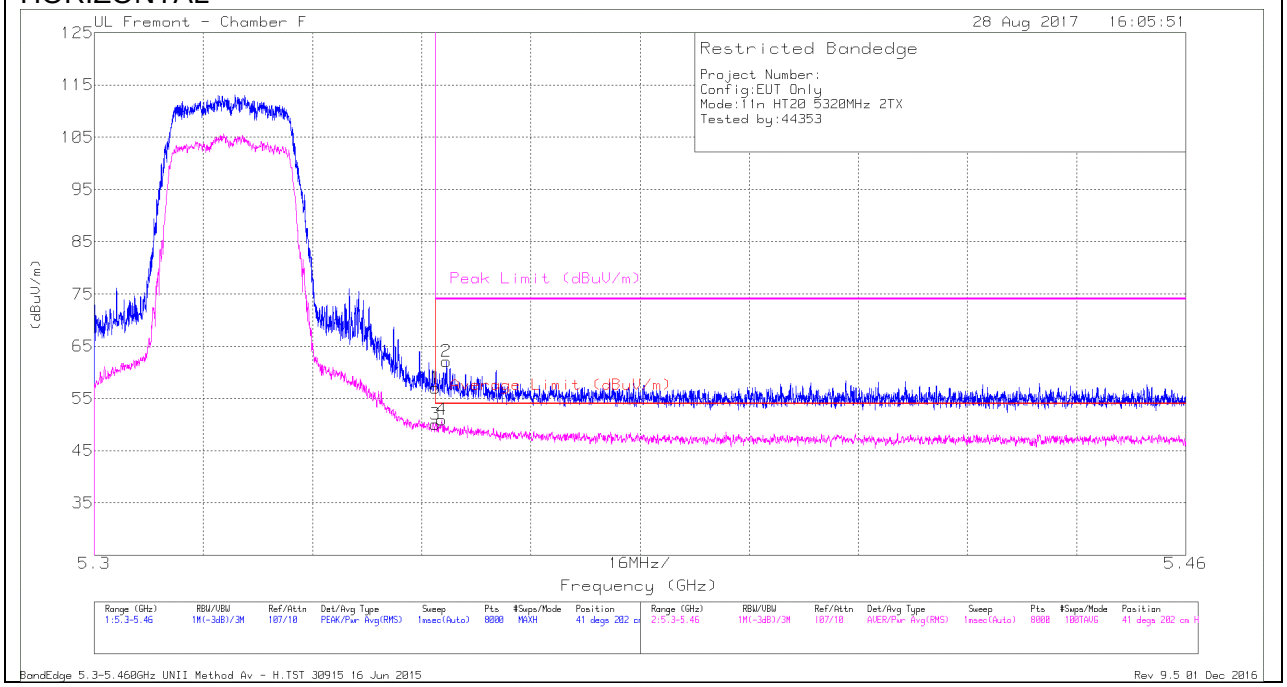

Marker	Frequency (GHz)	Meter Reading (dBuV)	Det	AF T119 (dB/m)	Amp/Cbl/Fltr/Pad (dB)	Corrected Reading (dBuV/m)	Average Limit (dBuV/m)	Margin (dB)	Peak Limit (dBuV/m)	PK Margin (dB)	Azimuth (Degs)	Height (cm)	Polarity
1	* 5.35	41.01	Pk	34.7	-18.7	57.01	-	-	74	-16.99	41	202	H
2	* 5.352	46.08	Pk	34.7	-18.7	62.08	-	-	74	-11.92	41	202	H
3	* 5.35	34.05	RMS	34.7	-18.7	50.05	54	-3.95	-	-	41	202	H
4	* 5.351	34.91	RMS	34.7	-18.7	50.91	54	-3.09	-	-	41	202	H

* - indicates frequency in CFR47 Pt 15 / IC RSS-Restricted Band
Pk - Peak detector
RMS - RMS detection

This report shall not be reproduced except in full, without the written approval of UL Verification Services Inc.

VERTICAL

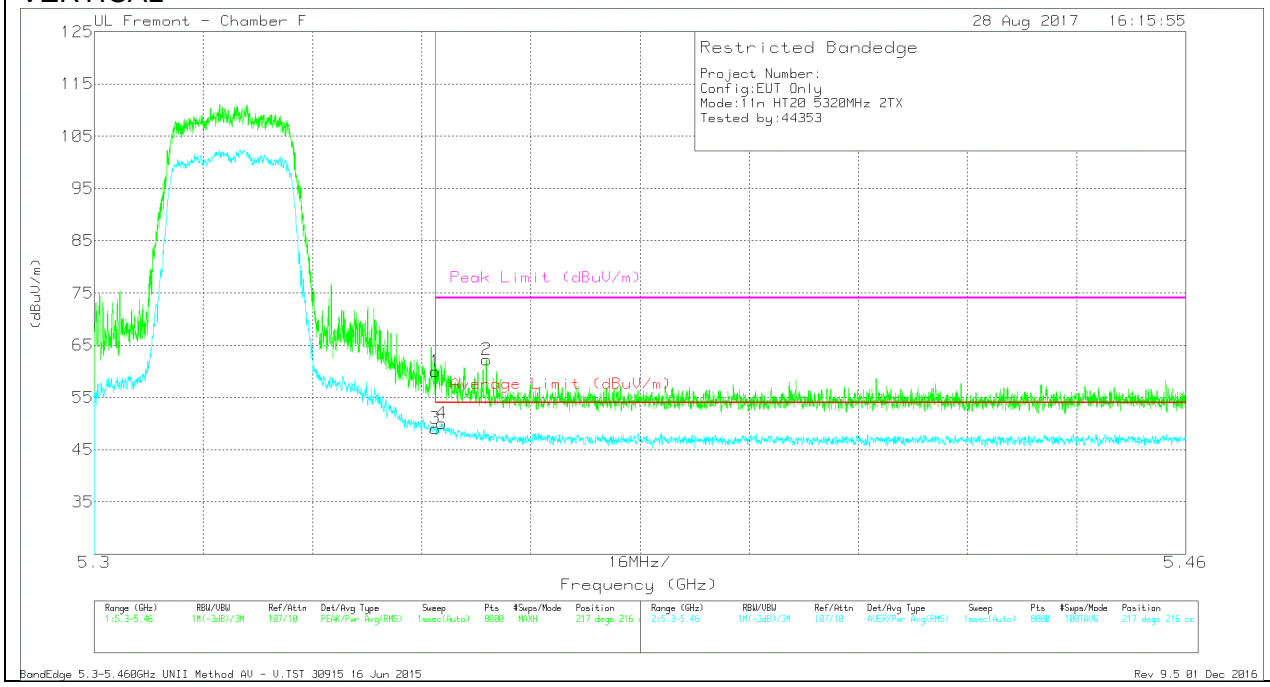

Marker	Frequency (GHz)	Meter Reading (dBuV)	Det	AF T119 (dB/m)	Amp/Cbl/Fltr/Pad (dB)	Corrected Reading (dBuV/m)	Average Limit (dBuV/m)	Margin (dB)	Peak Limit (dBuV/m)	PK Margin (dB)	Azimuth (Degs)	Height (cm)	Polarity
1	* 5.35	43.95	Pk	34.7	-18.7	59.95	-	-	74	-14.05	217	216	V
2	* 5.357	46.16	Pk	34.7	-18.6	62.26	-	-	74	-11.74	217	216	V
3	* 5.35	33.01	RMS	34.7	-18.7	49.01	54	-4.99	-	-	217	216	V
4	* 5.351	34.01	RMS	34.7	-18.7	50.01	54	-3.99	-	-	217	216	V

* - indicates frequency in CFR47 Pt 15 / IC RSS-Restricted Band
Pk - Peak detector
RMS - RMS detection

UL VERIFICATION SERVICES INC. FORM NO: CCSUP4701J
47173 BENICIA STREET, FREMONT, CA 94538, USA TEL: (510) 771-1000 FAX: (510) 661-0888
This report shall not be reproduced except in full, without the written approval of UL Verification Services Inc.

HARMONICS AND SPURIOUS EMISSIONS

LOW CHANNEL RESULTS

VERTICAL

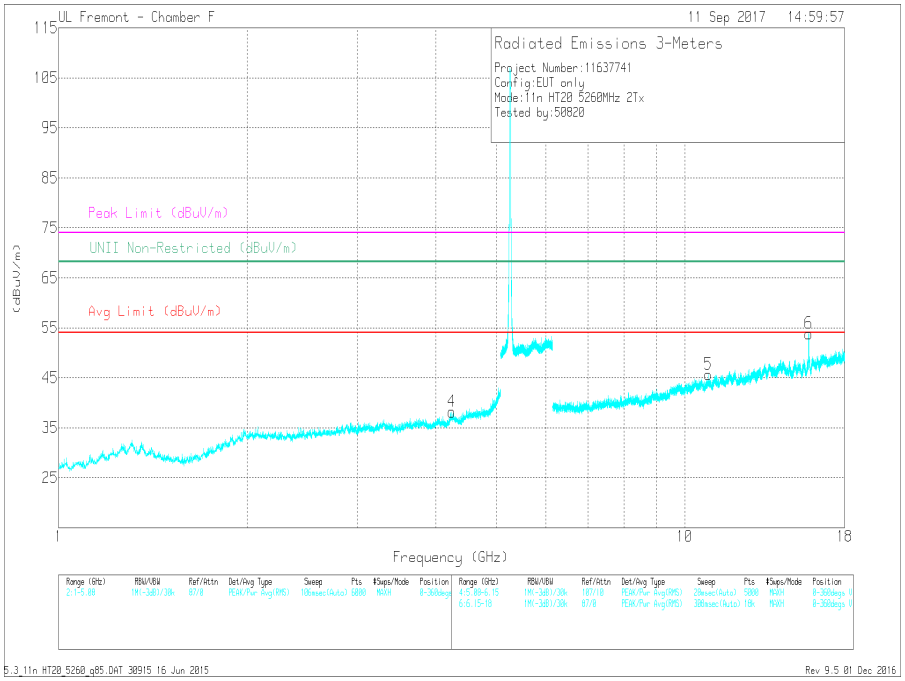

HORIZONTAL

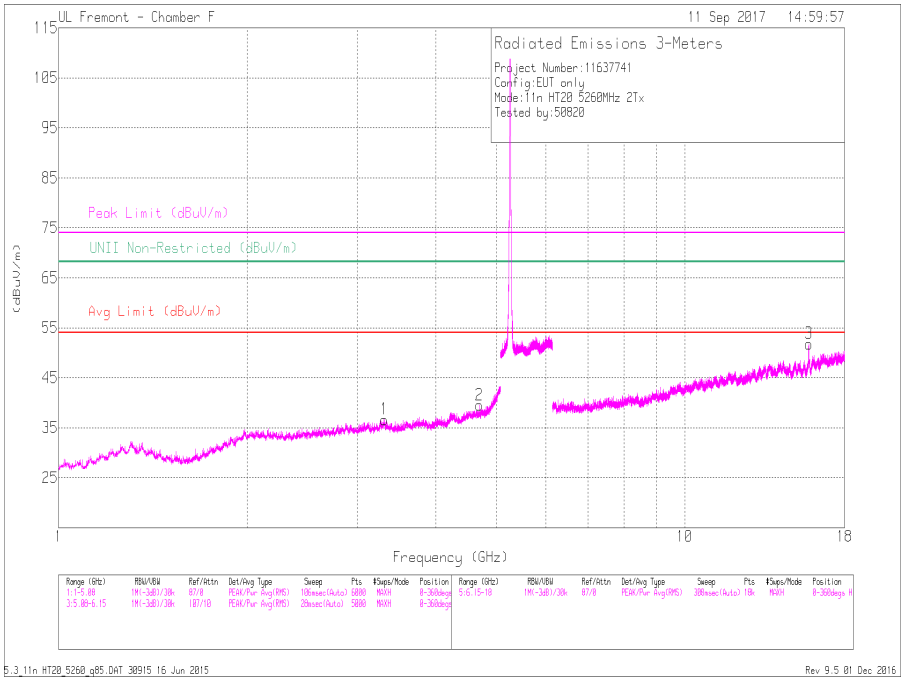

This report shall not be reproduced except in full, without the written approval of UL Verification Services Inc.

RADIATED EMISSIONS

Marker	Frequency (GHz)	Meter Reading (dBuV)	Det	AF T119 (dB/m)	Amp/Cbl/Fltr/Pad (dB)	Corrected Reading (dBuV/m)	Avg Limit (dBuV/m)	Margin (dB)	Peak Limit (dBuV/m)	PK Margin (dB)	UNII Non-Restricted (dBuV/m)	PK Margin (dB)	Azimuth (Degs)	Height (cm)	Polarity
1	3.314	41.18	PK-U	33.6	-29.7	45.08	-	-	-	-	68.2	-23.12	119	245	H
2	* 4.696	39.14	PK-U	34.1	-27.3	45.94	-	-	74	-28.06	-	-	227	132	H
	* 4.697	27.61	ADR	34.1	-27.3	34.41	54	-19.59	-	-	-	-	227	132	H
4	* 4.245	37.85	PK-U	33.6	-26.8	44.65	-	-	74	-29.35	-	-	46	310	V
	* 4.244	26.6	ADR	33.6	-26.8	33.4	54	-20.6	-	-	-	-	46	310	V
3	* 15.78	41.34	PK-U	42	-22.6	60.74	-	-	74	-13.26	-	-	324	187	H
	* 15.781	28.49	ADR	42	-22.5	47.99	54	-6.01	-	-	-	-	324	187	H
5	* 10.9	35.03	PK-U	37.8	-21.6	51.23	-	-	74	-22.77	-	-	306	201	V
	* 10.9	24.33	ADR	37.8	-21.6	40.53	54	-13.47	-	-	-	-	306	201	V
6	* 15.774	43.67	PK-U	41.9	-22.5	63.07	-	-	74	-10.93	-	-	37	184	V
	* 15.777	30.72	ADR	41.9	-22.5	50.12	54	-3.88	-	-	-	-	37	184	V

* - indicates frequency in CFR47 Pt 15 / IC RSS-Restricted Band
PK-U - U-NII: Maximum Peak
ADR - U-NII AD primary method, RMS average

UL VERIFICATION SERVICES INC. FORM NO: CCSUP4701J
47173 BENICIA STREET, FREMONT, CA 94538, USA TEL: (510) 771-1000 FAX: (510) 661-0888
This report shall not be reproduced except in full, without the written approval of UL Verification Services Inc.

MID CHANNEL

VERTICAL

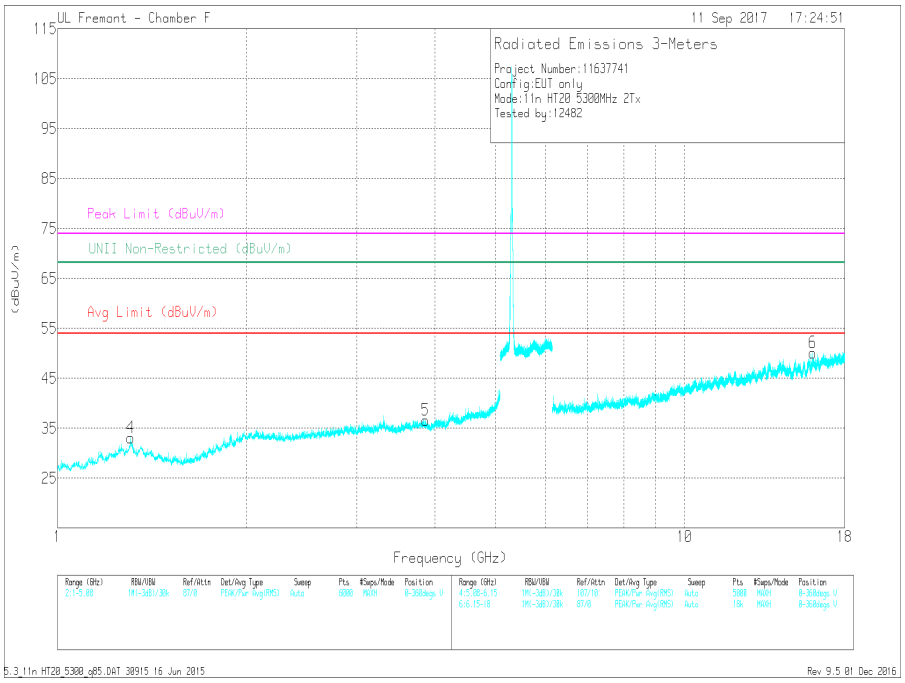

HORIZONTAL

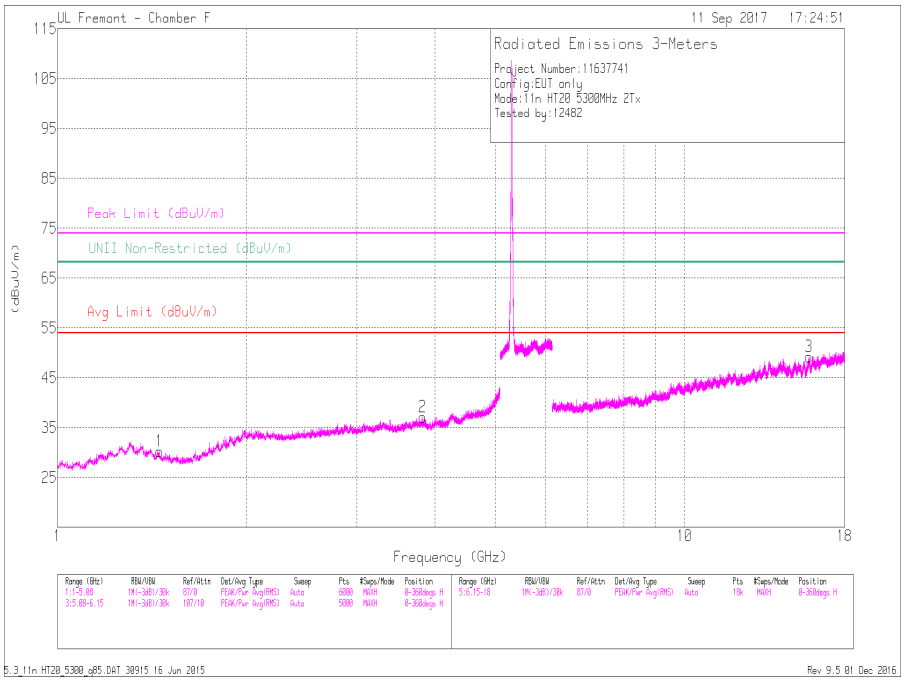

This report shall not be reproduced except in full, without the written approval of UL Verification Services Inc.

RADIATED EMISSIONS

Marker	Frequency (GHz)	Meter Reading (dBuV)	Det	AF T119 (dB/m)	Amp/Cbl/Fltr/Pad (dB)	Corrected Reading (dBuV/m)	Avg Limit (dBuV/m)	Margin (dB)	Peak Limit (dBuV/m)	PK Margin (dB)	UNII Non-Restricted (dBuV/m)	PK Margin (dB)	Azimuth (Degs)	Height (cm)	Polarity
1	* 1.453	41.34	PK-U	28.4	-31.9	37.84	-	-	74	-36.16	-	-	357	101	H
	* 1.453	29.68	ADR	28.4	-31.9	26.18	54	-27.82	-	-	-	-	357	101	H
2	* 3.823	39.37	PK-U	33.3	-28.8	43.87	-	-	74	-30.13	-	-	156	176	H
	* 3.823	28.09	ADR	33.3	-28.8	32.59	54	-21.41	-	-	-	-	156	176	H
4	* 1.31	40.96	PK-U	30	-31.4	39.56	-	-	74	-34.44	-	-	249	202	V
	* 1.308	29.62	ADR	30	-31.5	28.12	54	-25.88	-	-	-	-	249	202	V
5	* 3.864	38.93	PK-U	33.3	-28.6	43.63	-	-	74	-30.37	-	-	191	186	V
	* 3.864	27.9	ADR	33.3	-28.6	32.6	54	-21.4	-	-	-	-	191	186	V
3	* 15.796	36.73	PK-U	42.2	-22.5	56.43	-	-	74	-17.57	-	-	301	253	H
	* 15.793	25.22	ADR	42.2	-22.5	44.92	54	-9.08	-	-	-	-	301	253	H
6	* 16.005	36.89	PK-U	41.9	-22	56.79	-	-	74	-17.21	-	-	81	337	V
	* 16.005	25.16	ADR	41.9	-22	45.06	54	-8.94	-	-	-	-	81	337	V

* - indicates frequency in CFR47 Pt 15 / IC RSS-Restricted Band
PK-U - U-NII: Maximum Peak
ADR - U-NII AD primary method, RMS average

UL VERIFICATION SERVICES INC. FORM NO: CCSUP4701J
47173 BENICIA STREET, FREMONT, CA 94538, USA TEL: (510) 771-1000 FAX: (510) 661-0888
This report shall not be reproduced except in full, without the written approval of UL Verification Services Inc.

HIGH CHANNEL

VERTICAL

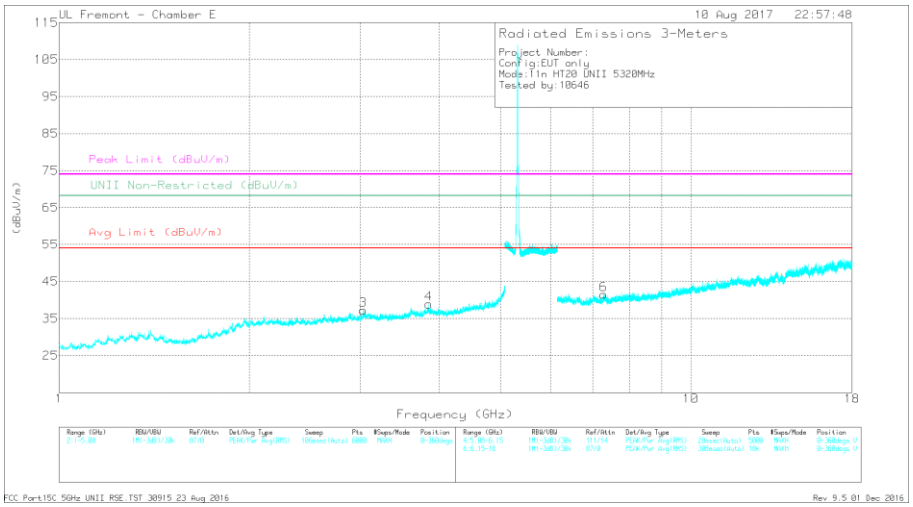

HORIZONTAL

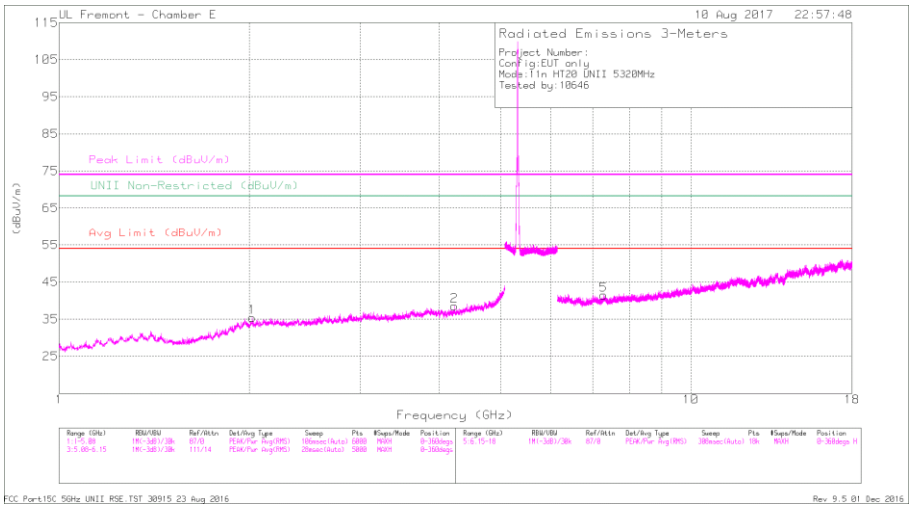

This report shall not be reproduced except in full, without the written approval of UL Verification Services Inc.

RADIATED EMISSIONS

Marker	Frequency (GHz)	Meter Reading (dBuV)	Det	AF T346 (dB/m)	Amp/Cbl/Fltr/Pad (dB)	Corrected Reading (dBuV/m)	Avg Limit (dBuV/m)	Margin (dB)	Peak Limit (dBuV/m)	PK Margin (dB)	UNII Non-Restricted (dBuV/m)	PK Margin (dB)	Azimuth (Degs)	Height (cm)	Polarity
2	* 4.224	41.89	PK-U	33.7	-29.5	46.09	-	-	74	-27.91	-	-	127	200	H
	* 4.224	29.69	ADR	33.7	-29.5	33.89	54	-20.11	-	-	-	-	127	200	H
4	* 3.849	40.84	PK-U	33.7	-29.4	45.14	-	-	74	-28.86	-	-	274	191	V
	* 3.852	29.92	ADR	33.7	-29.4	34.22	54	-19.78	-	-	-	-	274	191	V
5	* 7.272	38.56	PK-U	36	-26	48.56	-	-	74	-25.44	-	-	163	342	H
	* 7.271	27.26	ADR	36	-26	37.26	54	-16.74	-	-	-	-	163	342	H
6	* 7.274	38.37	PK-U	36	-25.9	48.47	-	-	74	-25.53	-	-	326	211	V
	* 7.273	27.15	ADR	36	-25.9	37.25	54	-16.75	-	-	-	-	326	211	V
1	2.023	44.2	PK-U	32.1	-33.4	42.9	-	-	-	-	68.2	-25.3	305	129	H
3	3.028	41.48	PK-U	32.9	-30.6	43.78	-	-	-	-	68.2	-24.42	77	248	V

* - indicates frequency in CFR47 Pt 15 / IC RSS-Restricted Band
PK-U - U-NII: Maximum Peak
ADR - U-NII AD primary method, RMS average

UL VERIFICATION SERVICES INC. FORM NO: CCSUP4701J
47173 BENICIA STREET, FREMONT, CA 94538, USA TEL: (510) 771-1000 FAX: (510) 661-0888
This report shall not be reproduced except in full, without the written approval of UL Verification Services Inc.

11.1.5. TX ABOVE 1 GHz 802.11n HT40 MODE IN THE 5.3 GHz BAND

1TX Antenna A

BANDEDGE (HIGH CHANNEL)

HORIZONTAL

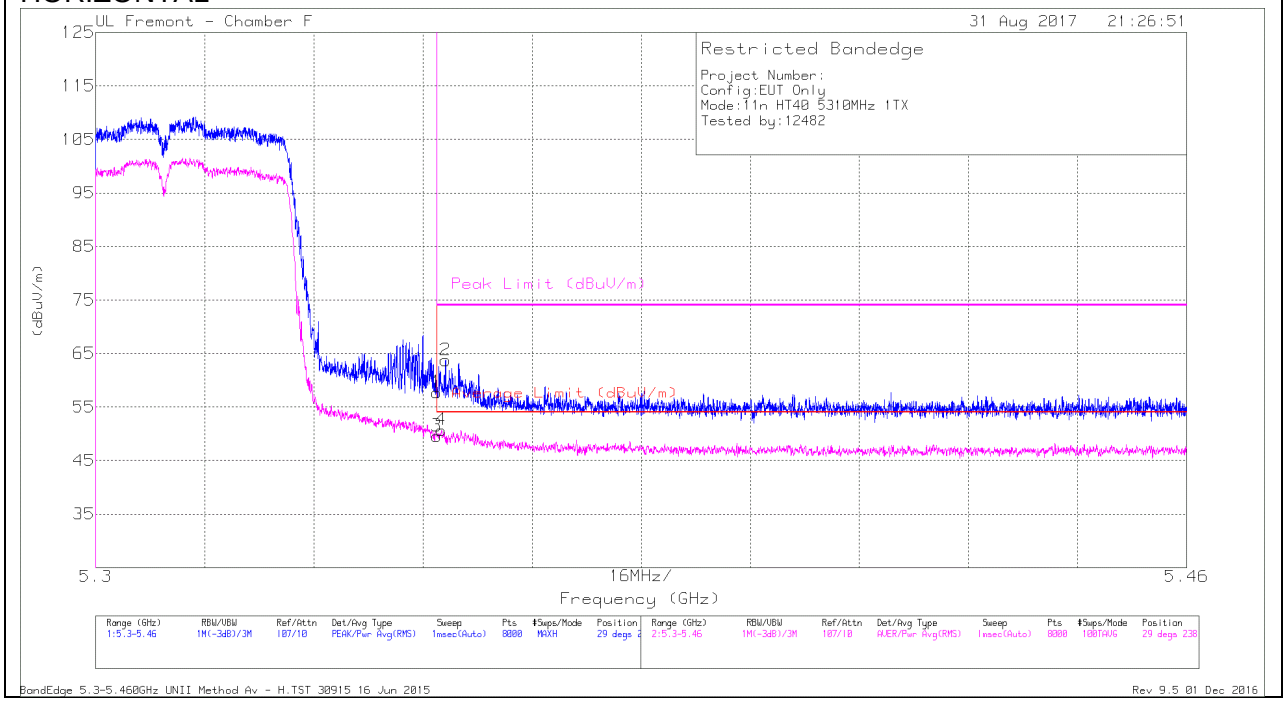

Marker	Frequency (GHz)	Meter Reading (dBuV)	Det	AF T119 (dB/m)	Amp/ Cbl/Flt r/Pad (dB)	DC Corr (dB)	Corrected Reading (dBuV /m)	Average Limit (dBuV /m)	Margin (dB)	Peak Limit (dBuV /m)	PK Margin (dB)	Azimuth (Degs)	Height (cm)	Polarity
1	* 5.35	41.71	Pk	34.7	-18.7	0	57.71	-	-	74	-16.29	29	238	H
2	* 5.351	47.75	Pk	34.7	-18.7	0	63.75	-	-	74	-10.25	29	238	H
3	* 5.35	33.47	RMS	34.7	-18.7	.1	49.57	54	-4.43	-	-	29	238	H
4	* 5.351	34.6	RMS	34.7	-18.7	.1	50.7	54	-3.3	-	-	29	238	H

* - indicates frequency in CFR47 Pt 15 / IC RSS-Restricted Band
Pk - Peak detector
RMS - RMS detection

This report shall not be reproduced except in full, without the written approval of UL Verification Services Inc.

VERTICAL

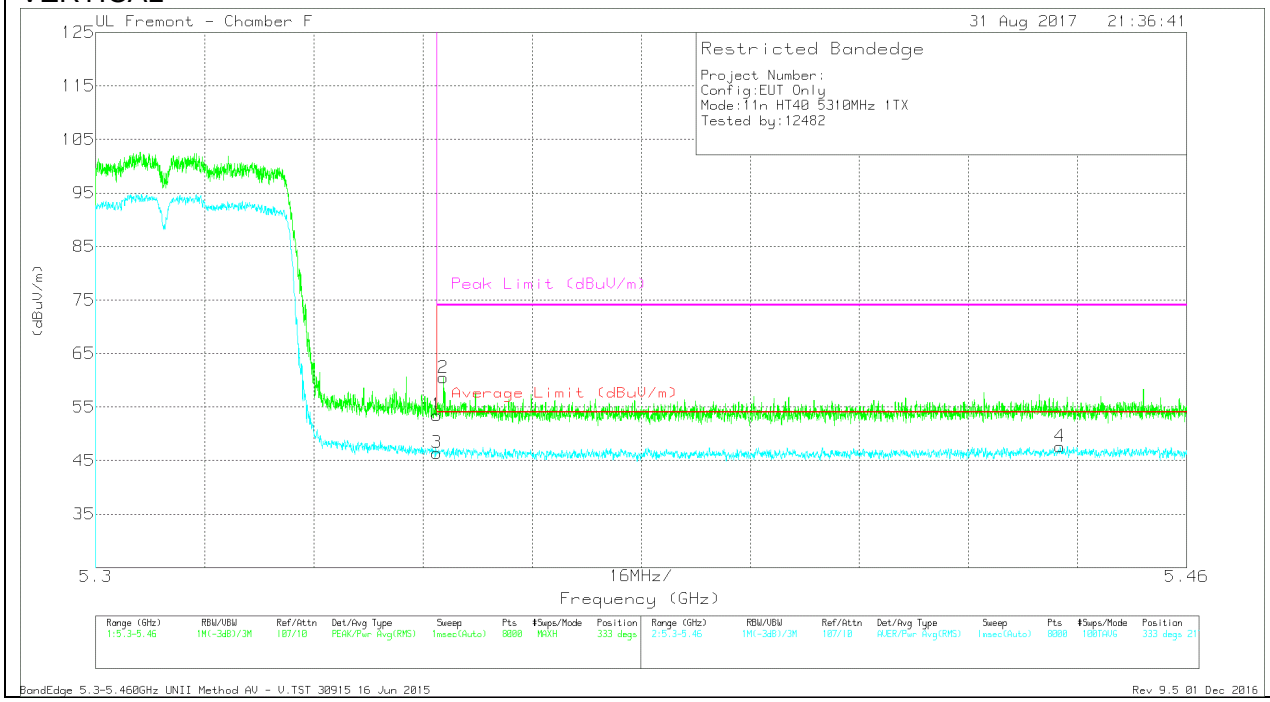

Marker	Frequency (GHz)	Meter Reading (dBuV)	Det	AF T119 (dB/m)	Amp/ Cbl/Flt r/Pad (dB)	DC Corr (dB)	Corrected Reading (dBuV /m)	Average Limit (dBuV /m)	Margin (dB)	Peak Limit (dBuV /m)	PK Margin (dB)	Azimuth (Degs)	Height (cm)	Polarity
1	* 5.35	37.49	Pk	34.7	-18.7	0	53.49	-	-	74	-20.51	333	217	V
2	* 5.351	44.48	Pk	34.7	-18.7	0	60.48	-	-	74	-13.52	333	217	V
3	* 5.35	30.34	RMS	34.7	-18.7	.1	46.44	54	-7.56	-	-	333	217	V
4	* 5.441	31.41	RMS	34.8	-18.7	.1	47.61	54	-6.39	-	-	333	217	V

* - indicates frequency in CFR47 Pt 15 / IC RSS-Restricted Band
Pk - Peak detector
RMS - RMS detection

This report shall not be reproduced except in full, without the written approval of UL Verification Services Inc.

1TX Antenna B

BANDEDGE (HIGH CHANNEL)

HORIZONTAL

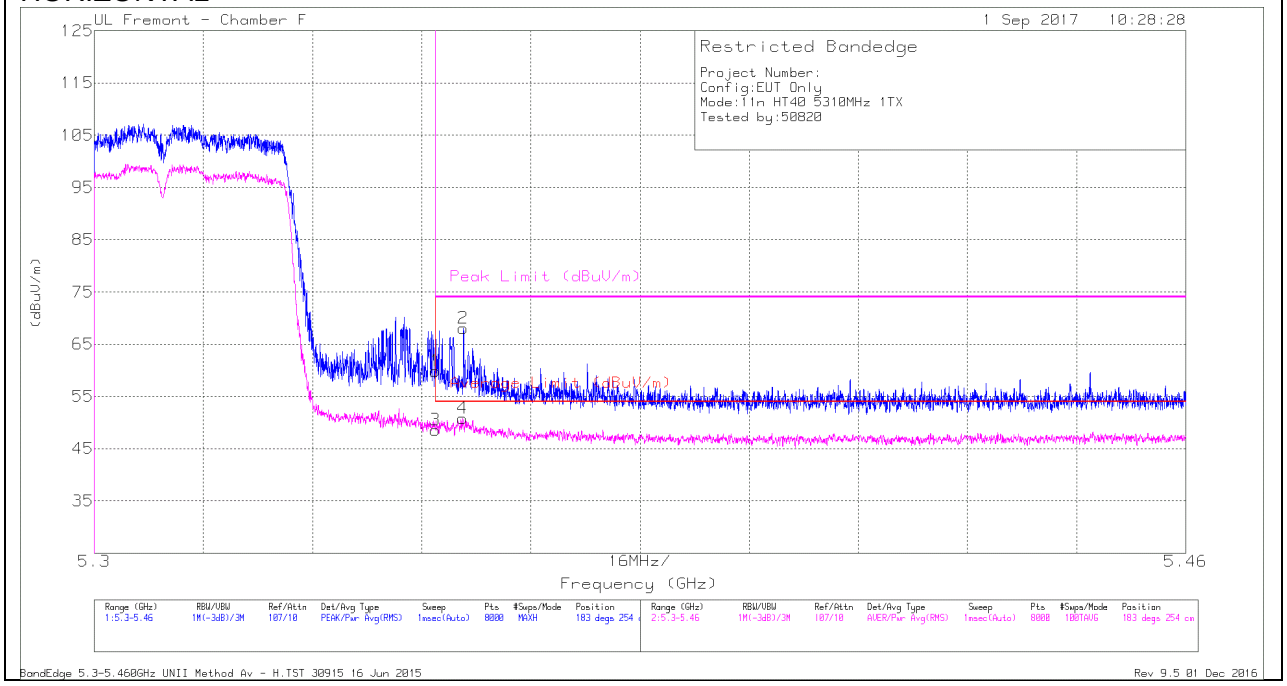

Marker	Frequency (GHz)	Meter Reading (dBuV)	Det	AF T119 (dB/m)	Amp/Cbl/Fltr/Pad (dB)	Corrected Reading (dBuV/m)	Average Limit (dBuV/m)	Margin (dB)	Peak Limit (dBuV/m)	PK Margin (dB)	Azimuth (Degs)	Height (cm)	Polarity
1	* 5.35	43.8	Pk	34.7	-18.7	59.8	-	-	74	-14.2	183	254	H
2	* 5.354	51.89	Pk	34.7	-18.6	67.99	-	-	74	-6.01	183	254	H
3	* 5.35	32.57	RMS	34.7	-18.7	48.57	54	-5.43	-	-	183	254	H
4	* 5.354	34.68	RMS	34.7	-18.6	50.78	54	-3.22	-	-	183	254	H

* - indicates frequency in CFR47 Pt 15 / IC RSS-Restricted Band
Pk - Peak detector
RMS - RMS detection

This report shall not be reproduced except in full, without the written approval of UL Verification Services Inc.

VERTICAL

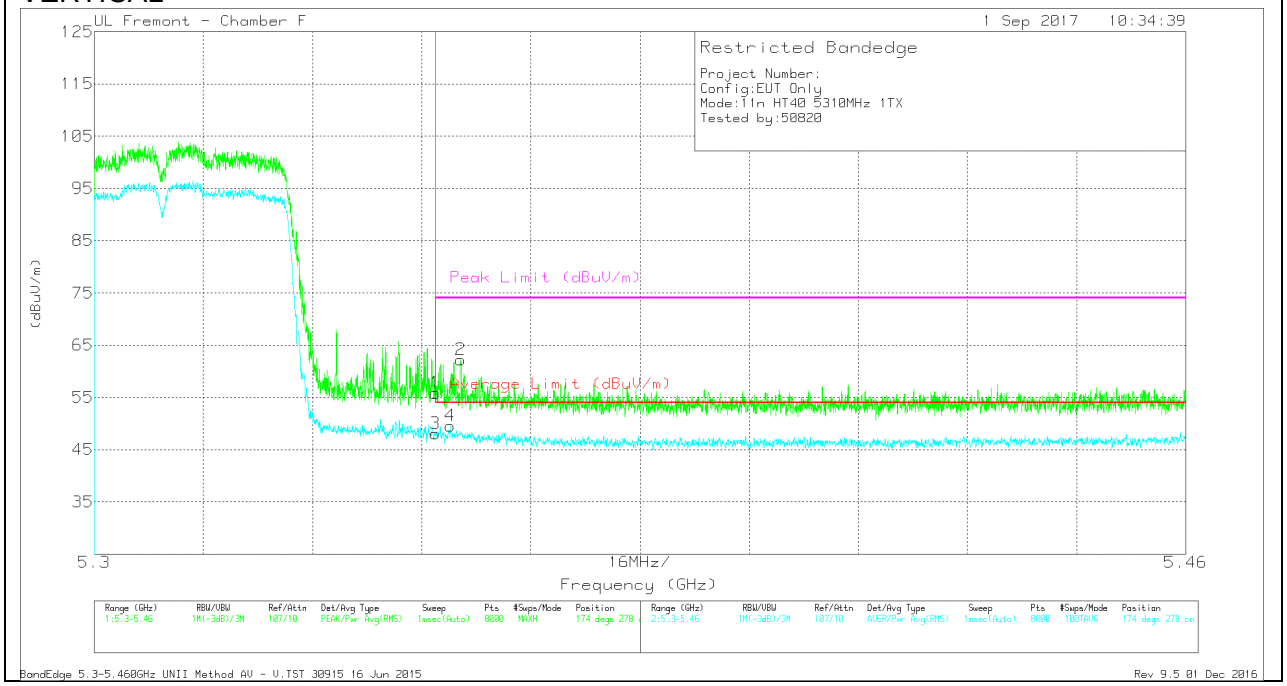

Marker	Frequency (GHz)	Meter Reading (dBuV)	Det	AF T119 (dB/m)	Amp/Cbl/Fltr/Pad (dB)	Corrected Reading (dBuV/m)	Average Limit (dBuV/m)	Margin (dB)	Peak Limit (dBuV/m)	PK Margin (dB)	Azimuth (Degs)	Height (cm)	Polarity
1	* 5.35	39.82	Pk	34.7	-18.7	55.82	-	-	74	-18.18	174	278	V
2	* 5.354	46.13	Pk	34.7	-18.6	62.23	-	-	74	-11.77	174	278	V
3	* 5.35	32.01	RMS	34.7	-18.7	48.01	54	-5.99	-	-	174	278	V
4	* 5.352	33.54	RMS	34.7	-18.7	49.54	54	-4.46	-	-	174	278	V

* - indicates frequency in CFR47 Pt 15 / IC RSS-Restricted Band
Pk - Peak detector
RMS - RMS detection

This report shall not be reproduced except in full, without the written approval of UL Verification Services Inc.

11.1.6. TX ABOVE 1 GHz 802.11ac VHT80 MODE IN THE 5.3 GHz BAND

1TX Antenna A

BANDEDGE (MID CHANNEL)

HORIZONTAL

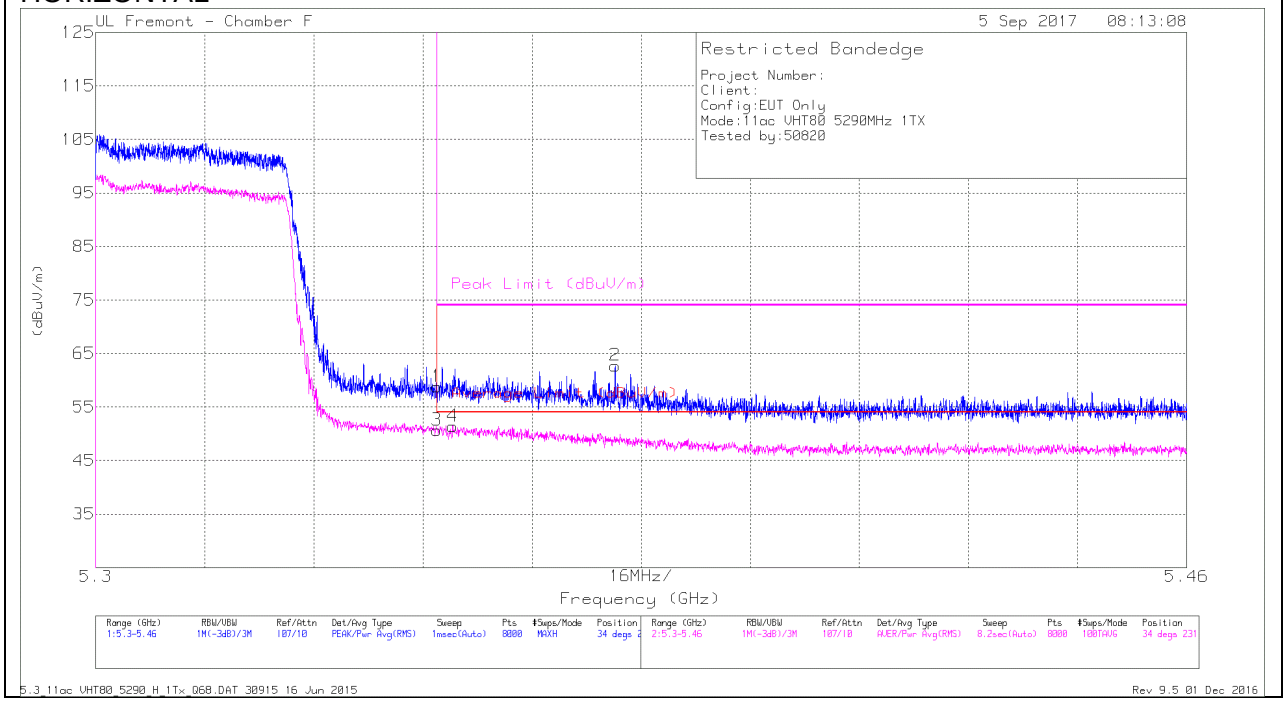

Marker	Frequency (GHz)	Meter Reading (dBuV)	Det	AF T119 (dB/m)	Amp/Cbl/Fltr/Pad (dB)	DC Corr (dB)	Corrected Reading (dBuV/m)	Average Limit (dBuV/m)	Margin (dB)	Peak Limit (dBuV/m)	PK Margin (dB)	Azimuth (Degs)	Height (cm)	Polarity
1	* 5.35	42.8	Pk	34.7	-18.7	0	58.8	-	-	74	-15.2	34	231	H
2	* 5.376	46.64	Pk	34.7	-18.6	0	62.74	-	-	74	-11.26	34	231	H
3	* 5.35	34.66	RMS	34.7	-18.7	.19	50.85	54	-3.15	-	-	34	231	H
4	* 5.352	35.39	RMS	34.7	-18.7	.19	51.58	54	-2.42	-	-	34	231	H

* - indicates frequency in CFR47 Pt 15 / IC RSS-Restricted Band
Pk - Peak detector
RMS - RMS detection

This report shall not be reproduced except in full, without the written approval of UL Verification Services Inc.

VERTICAL

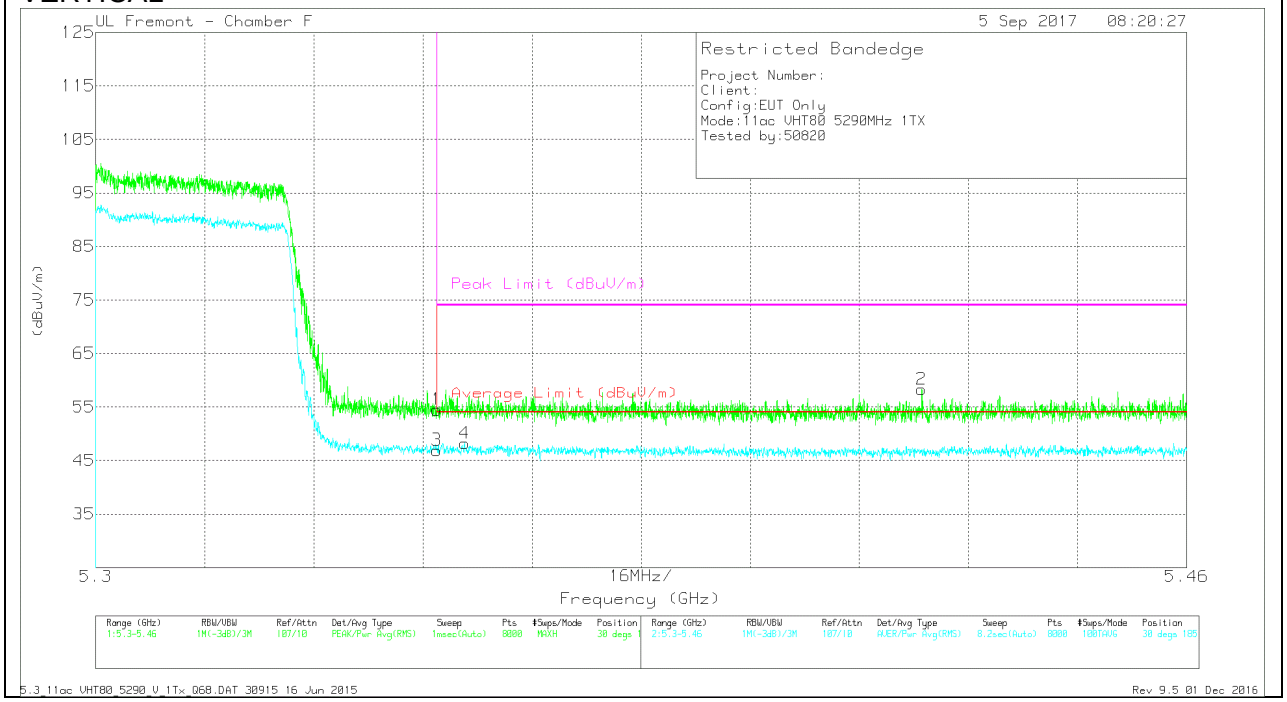

Marker	Frequency (GHz)	Meter Reading (dBuV)	Det	AF T119 (dB/m)	Amp/Cbl/Fltr/Pad (dB)	DC Corr (dB)	Corrected Reading (dBuV/m)	Average Limit (dBuV/m)	Margin (dB)	Peak Limit (dBuV/m)	PK Margin (dB)	Azimuth (Degs)	Height (cm)	Polarity
1	* 5.35	38.5	Pk	34.7	-18.7	0	54.5	-	-	74	-19.5	30	185	V
2	* 5.421	42.29	Pk	34.7	-18.7	0	58.29	-	-	74	-15.71	30	185	V
3	* 5.35	30.87	RMS	34.7	-18.7	.19	47.06	54	-6.94	-	-	30	185	V
4	* 5.354	32.09	RMS	34.7	-18.6	.19	48.38	54	-5.62	-	-	30	185	V

* - indicates frequency in CFR47 Pt 15 / IC RSS-Restricted Band
Pk - Peak detector
RMS - RMS detection

UL VERIFICATION SERVICES INC. FORM NO: CCSUP4701J
47173 BENICIA STREET, FREMONT, CA 94538, USA TEL: (510) 771-1000 FAX: (510) 661-0888
This report shall not be reproduced except in full, without the written approval of UL Verification Services Inc.

1TX Antenna B

BANDEDGE (MID CHANNEL)

HORIZONTAL

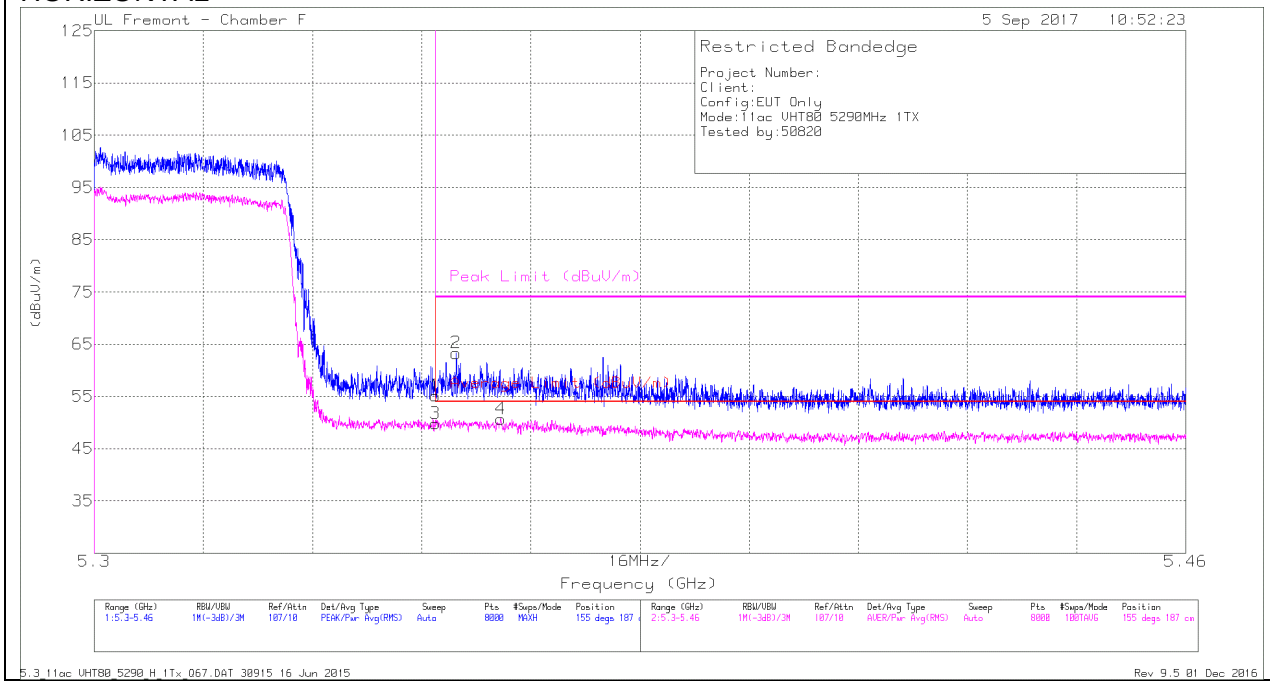

Marker	Frequency (GHz)	Meter Reading (dBuV)	Det	AF T119 (dB/m)	Amp/Cbl/Fltr/Pad (dB)	DC Corr (dB)	Corrected Reading (dBuV/m)	Average Limit (dBuV/m)	Margin (dB)	Peak Limit (dBuV/m)	PK Margin (dB)	Azimuth (Degs)	Height (cm)	Polarity
1	* 5.35	39.17	Pk	34.7	-18.7	0	55.17	-	-	74	-18.83	155	187	H
2	* 5.353	47.27	Pk	34.7	-18.7	0	63.27	-	-	74	-10.73	155	187	H
3	* 5.35	33.83	RMS	34.7	-18.7	.19	50.02	54	-3.98	-	-	155	187	H
4	* 5.36	34.63	RMS	34.7	-18.7	.19	50.82	54	-3.18	-	-	155	187	H

* - indicates frequency in CFR47 Pt 15 / IC RSS-Restricted Band
Pk - Peak detector
RMS - RMS detection

This report shall not be reproduced except in full, without the written approval of UL Verification Services Inc.

VERTICAL

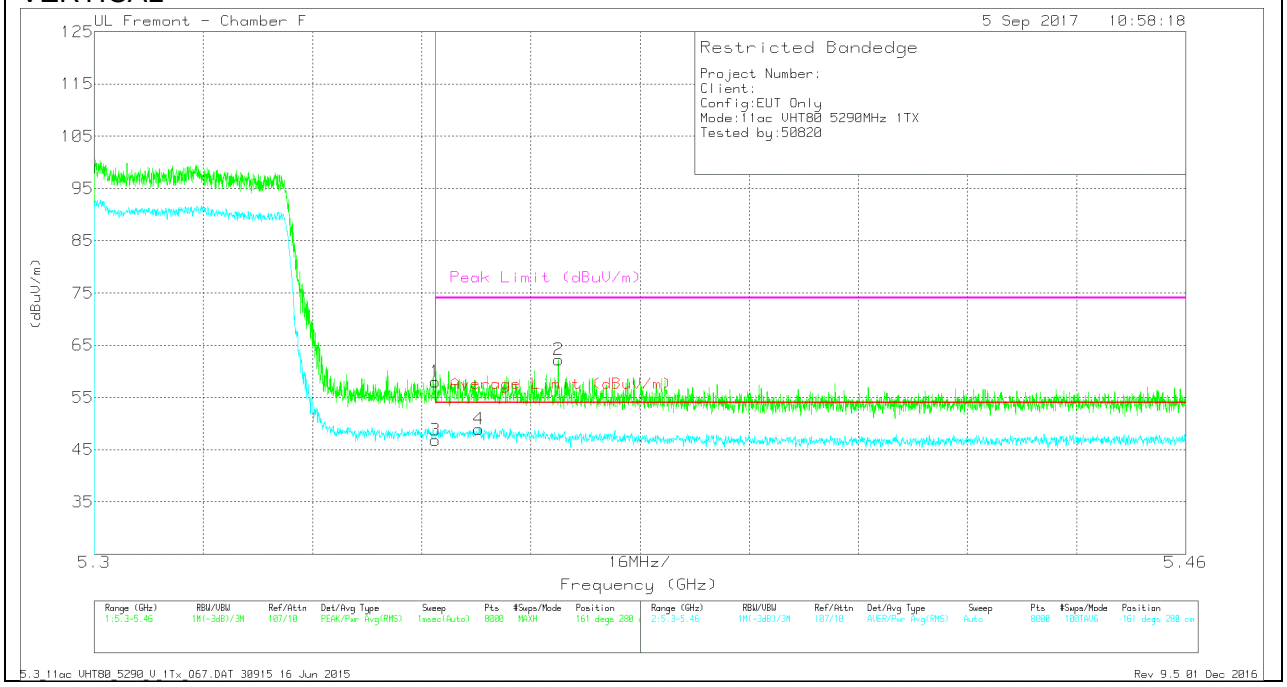

Marker	Frequency (GHz)	Meter Reading (dBuV)	Det	AF T119 (dB/m)	Amp/Cbl/Fltr/Pad (dB)	DC Corr (dB)	Corrected Reading (dBuV/m)	Average Limit (dBuV/m)	Margin (dB)	Peak Limit (dBuV/m)	PK Margin (dB)	Azimuth (Degs)	Height (cm)	Polarity
1	* 5.35	42.04	Pk	34.7	-18.7	0	58.04	-	-	74	-15.96	161	280	V
2	* 5.368	46.14	Pk	34.7	-18.6	0	62.24	-	-	74	-11.76	161	280	V
3	* 5.35	30.86	RMS	34.7	-18.7	.19	47.05	54	-6.95	-	-	161	280	V
4	* 5.356	32.83	RMS	34.7	-18.6	.19	49.12	54	-4.88	-	-	161	280	V

* - indicates frequency in CFR47 Pt 15 / IC RSS-Restricted Band
Pk - Peak detector
RMS - RMS detection

This report shall not be reproduced except in full, without the written approval of UL Verification Services Inc.

2TX Antenna A + Antenna B CDD MODE

BANDEDGE (MID CHANNEL)

HORIZONTAL

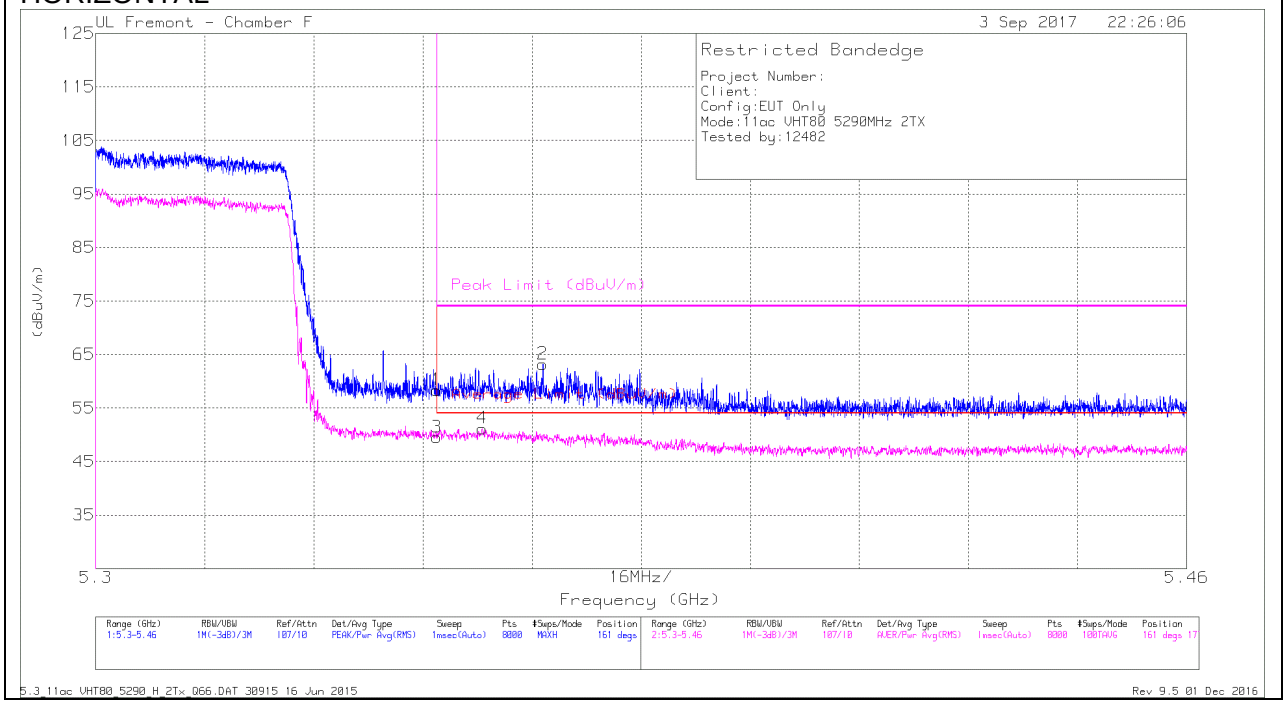

Marker	Frequency (GHz)	Meter Reading (dBuV)	Det	AF T119 (dB/m)	Amp/Cbl/Fltr/Pad (dB)	DC Corr (dB)	Corrected Reading (dBuV/m)	Average Limit (dBuV/m)	Margin (dB)	Peak Limit (dBuV/m)	PK Margin (dB)	Azimuth (Degs)	Height (cm)	Polarity
1	* 5.35	42.32	Pk	34.7	-18.7	0	58.32	-	-	74	-15.68	161	177	H
2	* 5.366	47.12	Pk	34.7	-18.6	0	63.22	-	-	74	-10.78	161	177	H
3	* 5.35	33.35	RMS	34.7	-18.7	.19	49.54	54	-4.46	-	-	161	177	H
4	* 5.357	34.89	RMS	34.7	-18.6	.19	51.18	54	-2.82	-	-	161	177	H

* - indicates frequency in CFR47 Pt 15 / IC RSS-Restricted Band
Pk - Peak detector
RMS - RMS detection

This report shall not be reproduced except in full, without the written approval of UL Verification Services Inc.

VERTICAL

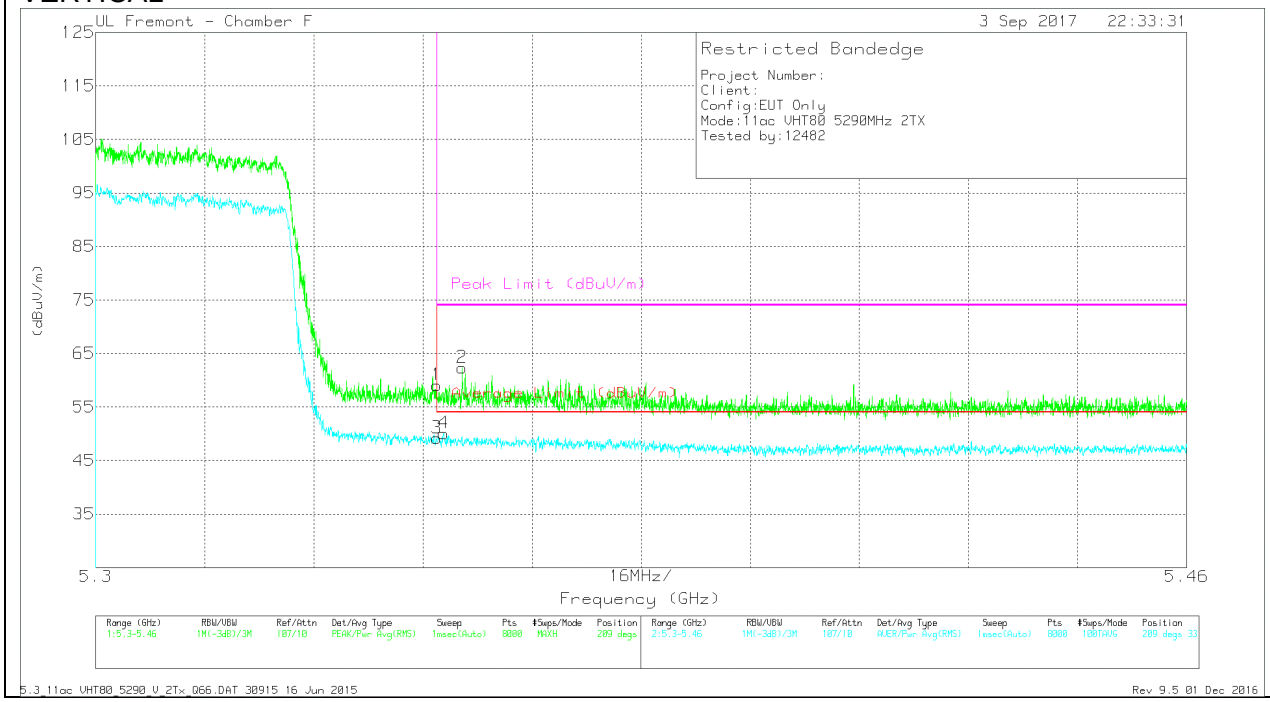

Marker	Frequency (GHz)	Meter Reading (dBuV)	Det	AF T119 (dB/m)	Amp/Cbl/Fltr/Pad (dB)	DC Corr (dB)	Corrected Reading (dBuV/m)	Average Limit (dBuV/m)	Margin (dB)	Peak Limit (dBuV/m)	PK Margin (dB)	Azimuth (Degs)	Height (cm)	Polarity
1	* 5.35	43.1	Pk	34.7	-18.7	0	59.1	-	-	74	-14.9	209	331	V
2	* 5.354	46.24	Pk	34.7	-18.6	0	62.34	-	-	74	-11.66	209	331	V
3	* 5.35	33	RMS	34.7	-18.7	.19	49.19	54	-4.81	-	-	209	331	V
4	* 5.351	33.9	RMS	34.7	-18.7	.19	50.09	54	-3.91	-	-	209	331	V

* - indicates frequency in CFR47 Pt 15 / IC RSS-Restricted Band
Pk - Peak detector
RMS - RMS detection

This report shall not be reproduced except in full, without the written approval of UL Verification Services Inc.

HARMONICS AND SPURIOUS EMISSIONS

MID CHANNEL RESULTS

VERTICAL

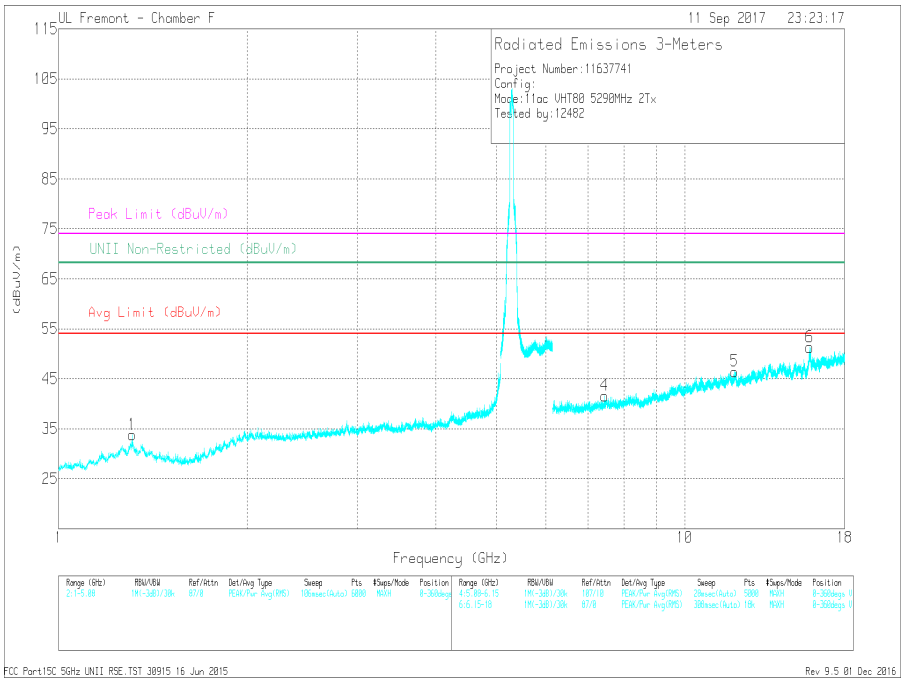

HORIZONTAL

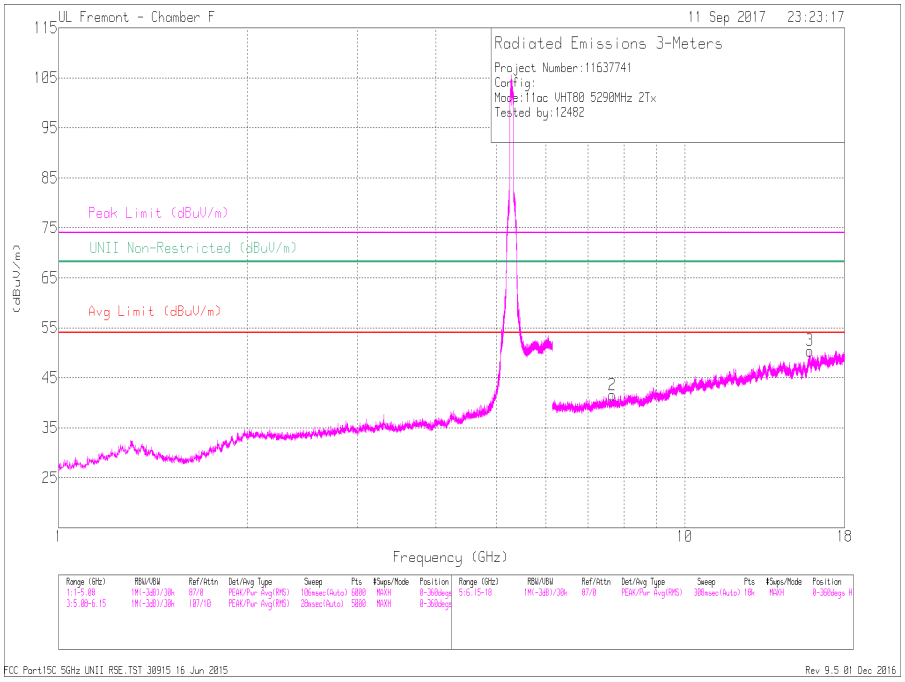

This report shall not be reproduced except in full, without the written approval of UL Verification Services Inc.

RADIATED EMISSIONS

Marker	Frequency (GHz)	Meter Reading (dBuV)	Det	AF T119 (dB/m)	Amp/Cbl/Fltr/Pad (dB)	DC Corr (dB)	Corrected Reading (dBuV/m)	Avg Limit (dBuV/m)	Margin (dB)	Peak Limit (dBuV/m)	PK Margin (dB)	UNII Non-Restricted (dBuV/m)	PK Margin (dB)	Azimuth (Degs)	Height (cm)	Polarity
1	* 1.311	41.83	PK-U	30	-31.4	0	40.43	-	-	74	-33.57	-	-	272	184	V
	* 1.311	29.58	ADR	30	-31.4	.19	28.37	54	-25.63	-	-	-	-	272	184	V
2	* 7.662	36.24	PK-U	36.1	-24.8	0	47.54	-	-	74	-26.46	-	-	126	231	H
	* 7.662	25.43	ADR	36.1	-24.8	.19	36.92	54	-17.08	-	-	-	-	126	231	H
3	* 15.842	36.93	PK-U	41.4	-22.4	0	55.93	-	-	74	-18.07	-	-	99	124	H
	* 15.844	25.6	ADR	41.3	-22.4	.19	44.69	54	-9.31	-	-	-	-	99	124	H
4	* 7.447	37.49	PK-U	36	-25.7	0	47.79	-	-	74	-26.21	-	-	142	286	V
	* 7.445	26.32	ADR	36	-25.7	.19	36.81	54	-17.19	-	-	-	-	142	286	V
5	* 12.014	35.29	PK-U	39.2	-21.7	0	52.79	-	-	74	-21.21	-	-	85	283	V
	* 12.012	24.07	ADR	39.2	-21.7	.19	41.76	54	-12.24	-	-	-	-	85	283	V
6	* 15.831	40.64	PK-U	41.6	-22.5	0	59.74	-	-	74	-14.26	-	-	252	211	V
	* 15.831	28.07	ADR	41.6	-22.5	.19	47.36	54	-6.64	-	-	-	-	252	211	V

* - indicates frequency in CFR47 Pt 15 / IC RSS-Restricted Band
PK-U - U-NII: Maximum Peak
ADR - U-NII AD primary method, RMS average

UL VERIFICATION SERVICES INC. FORM NO: CCSUP4701J
47173 BENICIA STREET, FREMONT, CA 94538, USA TEL: (510) 771-1000 FAX: (510) 661-0888
This report shall not be reproduced except in full, without the written approval of UL Verification Services Inc.

11.1.7. TX ABOVE 1 GHz 802.11n HT20 MODE IN THE 5.6 GHz BAND

1TX Antenna A

BANDEDGE (LOW CHANNEL)

HORIZONTAL

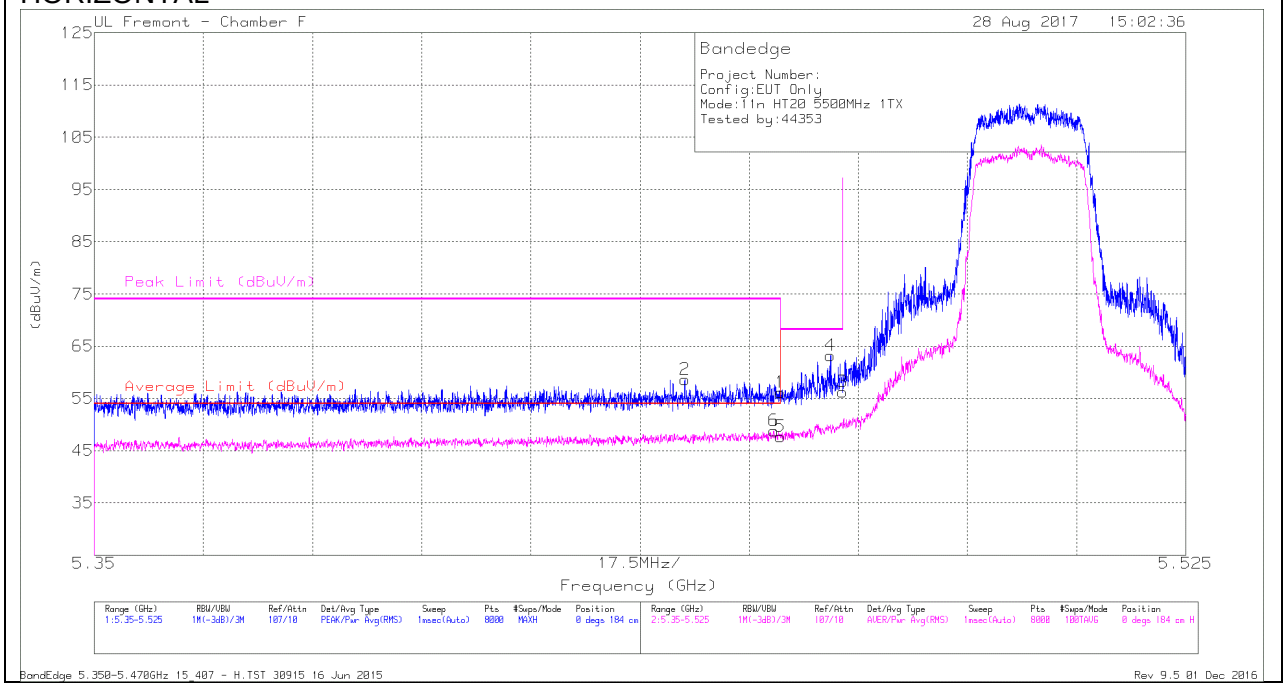

Marker	Frequency (GHz)	Meter Reading (dBuV)	Det	AF T119 (dB/m)	Amp/Cbl/Fltr/Pad (dB)	Corrected Reading (dBuV/m)	Average Limit (dBuV/m)	Margin (dB)	Peak Limit (dBuV/m)	PK Margin (dB)	Azimuth (Degs)	Height (cm)	Polarity
1	* 5.46	40.06	Pk	34.8	-18.7	56.16	-	-	74	-17.84	0	184	H
2	* 5.445	42.5	Pk	34.8	-18.7	58.6	-	-	74	-15.4	0	184	H
3	5.47	40.11	Pk	34.8	-18.7	56.21	-	-	68.2	-11.99	0	184	H
4	5.468	47.26	Pk	34.8	-18.8	63.26	-	-	68.2	-4.94	0	184	H
5	* 5.46	31.59	RMS	34.8	-18.7	47.69	54	-6.31	-	-	0	184	H
6	* 5.459	32.73	RMS	34.8	-18.7	48.83	54	-5.17	-	-	0	184	H

* - indicates frequency in CFR47 Pt 15 / IC RSS-Restricted Band
Pk - Peak detector
RMS - RMS detection

This report shall not be reproduced except in full, without the written approval of UL Verification Services Inc.

VERTICAL

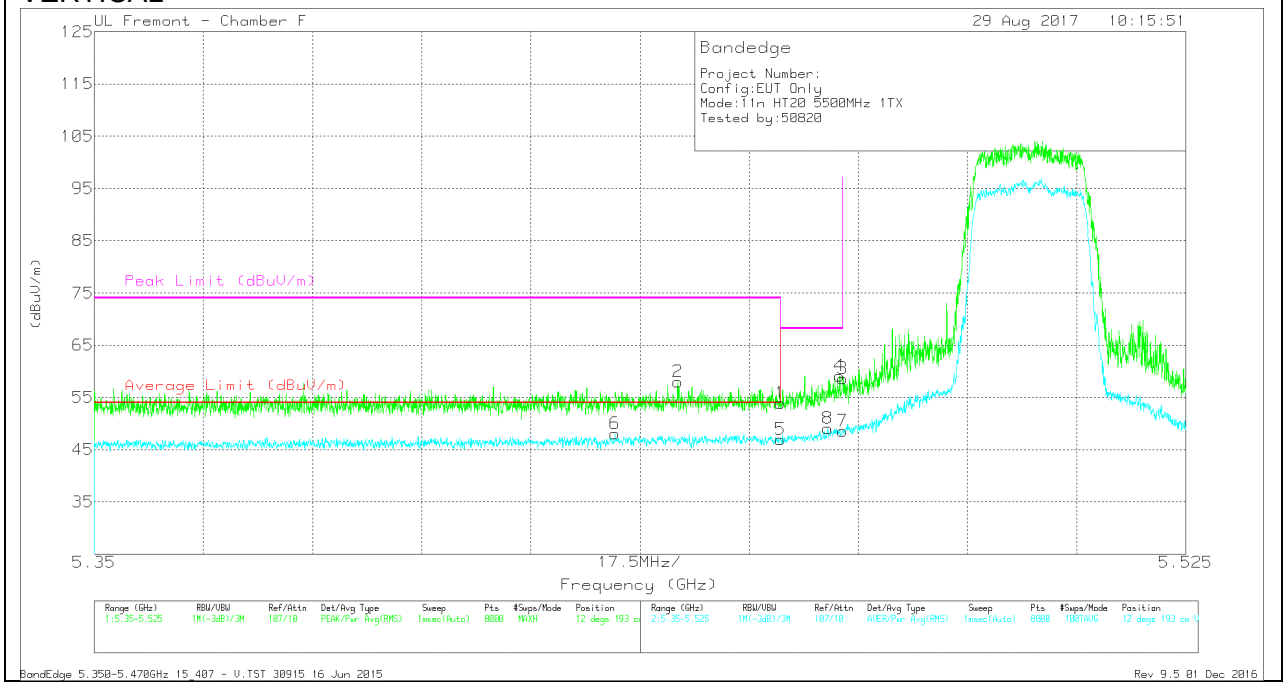

Marker	Frequency (GHz)	Meter Reading (dBuV)	Det	AF T119 (dB/m)	Amp/Cbl /Fltr/Pad (dB)	Corrected Reading (dBuV/m)	Average Limit (dBuV/m)	Margin (dB)	Peak Limit (dBuV/m)	PK Margin (dB)	Azimuth (Degs)	Height (cm)	Polarity
1	* 5.46	37.74	Pk	34.8	-18.7	53.84	-	-	74	-20.16	12	193	V
2	* 5.444	41.88	Pk	34.8	-18.7	57.98	-	-	74	-16.02	12	193	V
3	5.47	42.47	Pk	34.8	-18.7	58.57	-	-	68.2	-9.63	12	193	V
4	5.469	42.97	Pk	34.8	-18.7	59.07	-	-	68.2	-9.13	12	193	V
5	* 5.46	30.89	RMS	34.8	-18.7	46.99	54	-7.01	-	-	12	193	V
6	* 5.433	31.9	RMS	34.8	-18.7	48	54	-6	-	-	12	193	V
7	5.47	32.4	RMS	34.8	-18.7	48.5	-	-	-	-	12	193	V
8	5.468	33.02	RMS	34.8	-18.8	49.02	-	-	-	-	12	193	V

* - indicates frequency in CFR47 Pt 15 / IC RSS-Restricted Band
Pk - Peak detector
RMS - RMS detection

This report shall not be reproduced except in full, without the written approval of UL Verification Services Inc.

BANDEDGE (HIGH CHANNEL)

HORIZONTAL

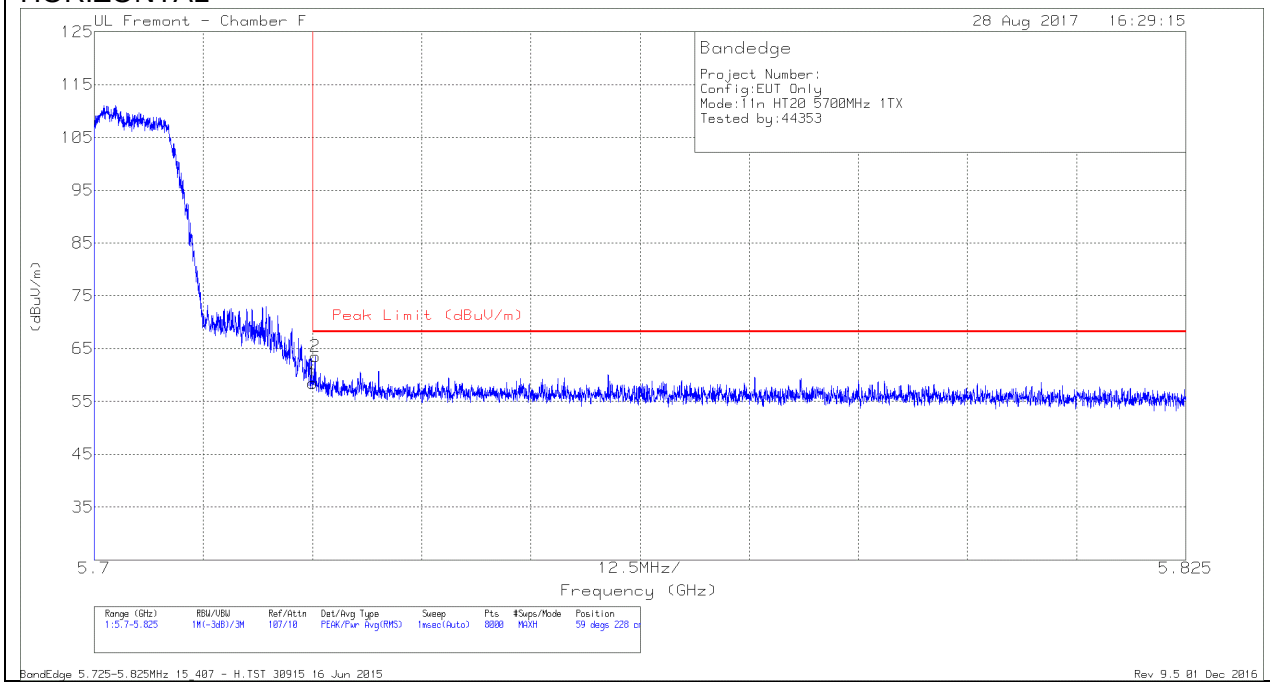

Marker	Frequency (GHz)	Meter Reading (dBuV)	Det	AF T119 (dB/m)	Amp/Cbl/ Fltr/Pad (dB)	Corrected Reading (dBuV/m)	Peak Limit (dBuV/m)	PK Margin (dB)	Azimuth (Degs)	Height (cm)	Polarity
1	5.725	41.42	Pk	35	-18	58.42	68.2	-9.78	59	228	H
2	5.725	46.5	Pk	35	-18	63.5	68.2	-4.7	59	228	H

Pk - Peak detector

UL VERIFICATION SERVICES INC. FORM NO: CCSUP4701J
47173 BENICIA STREET, FREMONT, CA 94538, USA TEL: (510) 771-1000 FAX: (510) 661-0888
This report shall not be reproduced except in full, without the written approval of UL Verification Services Inc.

VERTICAL

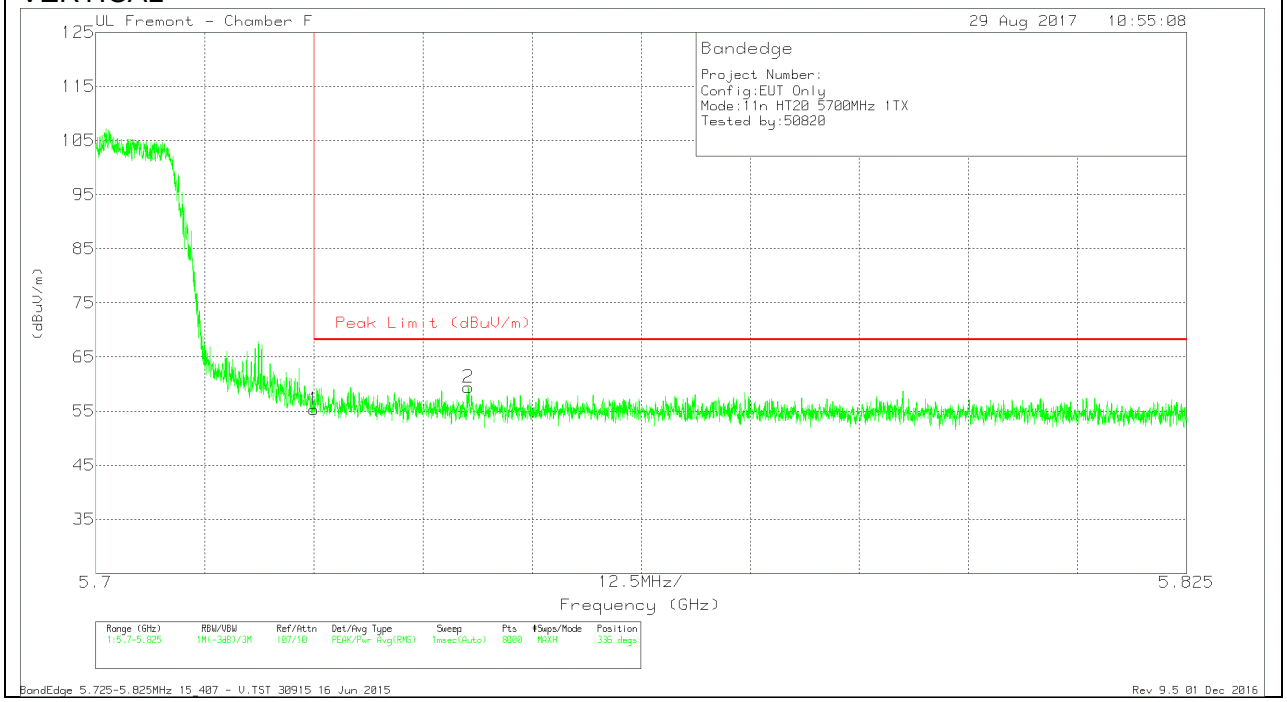

Marker	Frequency (GHz)	Meter Reading (dBuV)	Det	AF T119 (dB/m)	Amp/Cbl/ Fltr/Pad (dB)	Corrected Reading (dBuV/m)	Peak Limit (dBuV/m)	PK Margin (dB)	Azimuth (Degs)	Height (cm)	Polarity
1	5.725	38.34	Pk	35	-18	55.34	68.2	-12.86	336	183	V
2	5.743	42.3	Pk	35	-17.9	59.4	68.2	-8.8	336	183	V

Pk - Peak detector

UL VERIFICATION SERVICES INC. FORM NO: CCSUP4701J
47173 BENICIA STREET, FREMONT, CA 94538, USA TEL: (510) 771-1000 FAX: (510) 661-0888
This report shall not be reproduced except in full, without the written approval of UL Verification Services Inc.

1TX Antenna B

BANDEDGE (LOW CHANNEL)

HORIZONTAL

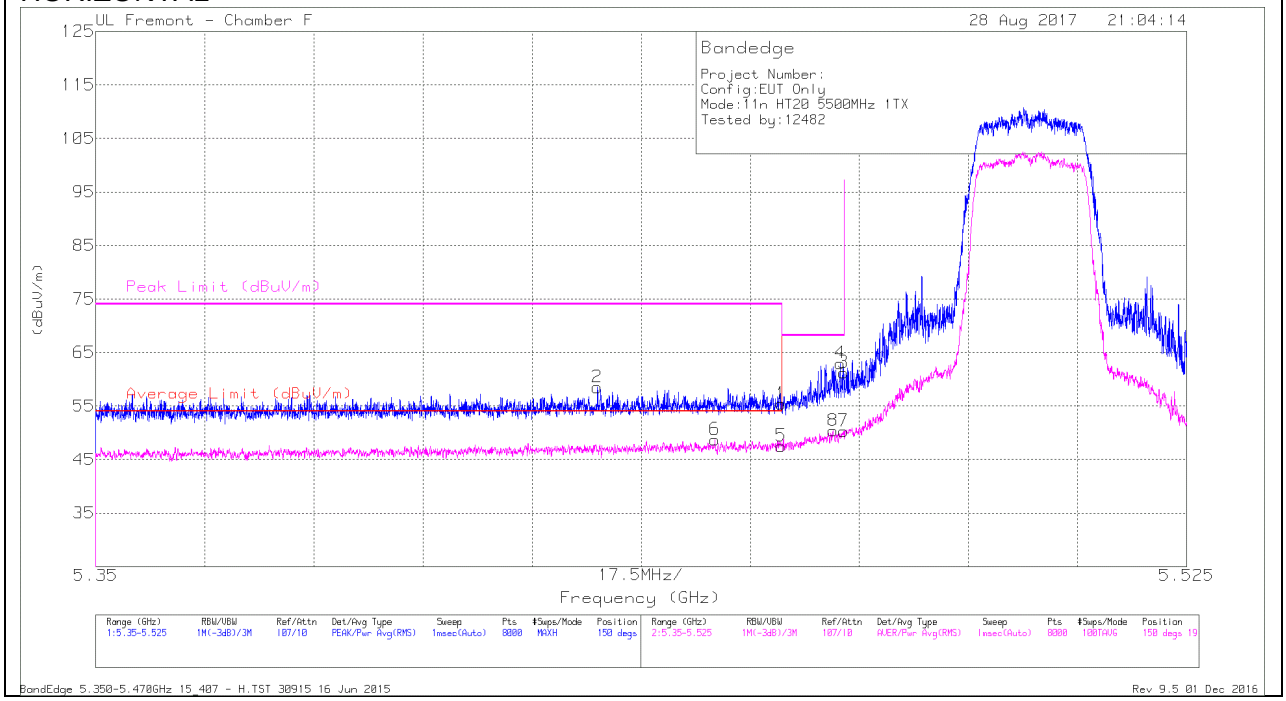

Marker	Frequency (GHz)	Meter Reading (dBuV)	Det	AF T119 (dB/m)	Amp/Cbl/Fltr/Pad (dB)	Corrected Reading (dBuV/m)	Average Limit (dBuV/m)	Margin (dB)	Peak Limit (dBuV/m)	PK Margin (dB)	Azimuth (Degs)	Height (cm)	Polarity
1	* 5.46	39.29	Pk	34.8	-18.7	55.39	-	-	74	-18.61	150	191	H
2	* 5.43	42.61	Pk	34.7	-18.8	58.51	-	-	74	-15.49	150	191	H
3	5.47	45.15	Pk	34.8	-18.7	61.25	-	-	68.2	-6.95	150	191	H
4	5.469	46.88	Pk	34.8	-18.7	62.98	-	-	68.2	-5.22	150	191	H
5	* 5.46	31.42	RMS	34.8	-18.7	47.52	54	-6.48	-	-	150	191	H
6	* 5.449	32.64	RMS	34.8	-18.7	48.74	54	-5.26	-	-	150	191	H
7	5.47	34.21	RMS	34.8	-18.7	50.31	-	-	-	-	150	191	H
8	5.468	34.29	RMS	34.8	-18.7	50.39	-	-	-	-	150	191	H

* - indicates frequency in CFR47 Pt 15 / IC RSS-Restricted Band
Pk - Peak detector
RMS - RMS detection

UL VERIFICATION SERVICES INC. FORM NO: CCSUP4701J
47173 BENICIA STREET, FREMONT, CA 94538, USA TEL: (510) 771-1000 FAX: (510) 661-0888
This report shall not be reproduced except in full, without the written approval of UL Verification Services Inc.

VERTICAL

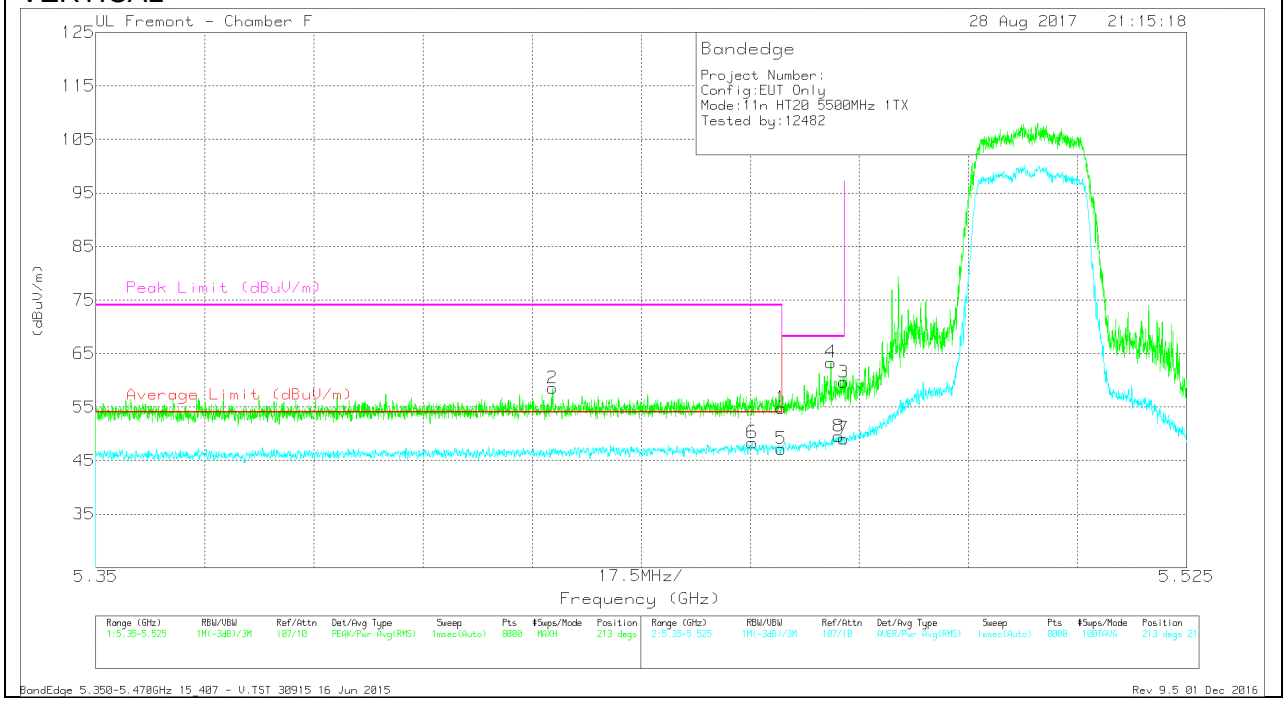

Marker	Frequency (GHz)	Meter Reading (dBuV)	Det	AF T119 (dB/m)	Amp/Cbl/Fltr/Pad (dB)	Corrected Reading (dBuV/m)	Average Limit (dBuV/m)	Margin (dB)	Peak Limit (dBuV/m)	PK Margin (dB)	Azimuth (Degs)	Height (cm)	Polarity
1	* 5.46	38.73	Pk	34.8	-18.7	54.83	-	-	74	-19.17	213	217	V
2	* 5.423	42.55	Pk	34.7	-18.7	58.55	-	-	74	-15.45	213	217	V
3	5.47	43.54	Pk	34.8	-18.7	59.64	-	-	68.2	-8.56	213	217	V
4	5.468	47.33	Pk	34.8	-18.8	63.33	-	-	68.2	-4.87	213	217	V
5	* 5.46	31.1	RMS	34.8	-18.7	47.2	54	-6.8	-	-	213	217	V
6	* 5.455	32.25	RMS	34.8	-18.7	48.35	54	-5.65	-	-	213	217	V
7	5.47	32.96	RMS	34.8	-18.7	49.06	-	-	-	-	213	217	V
8	5.469	33.44	RMS	34.8	-18.7	49.54	-	-	-	-	213	217	V

* - indicates frequency in CFR47 Pt 15 / IC RSS-Restricted Band
Pk - Peak detector
RMS - RMS detection

This report shall not be reproduced except in full, without the written approval of UL Verification Services Inc.

BANDEDGE (HIGH CHANNEL)

HORIZONTAL

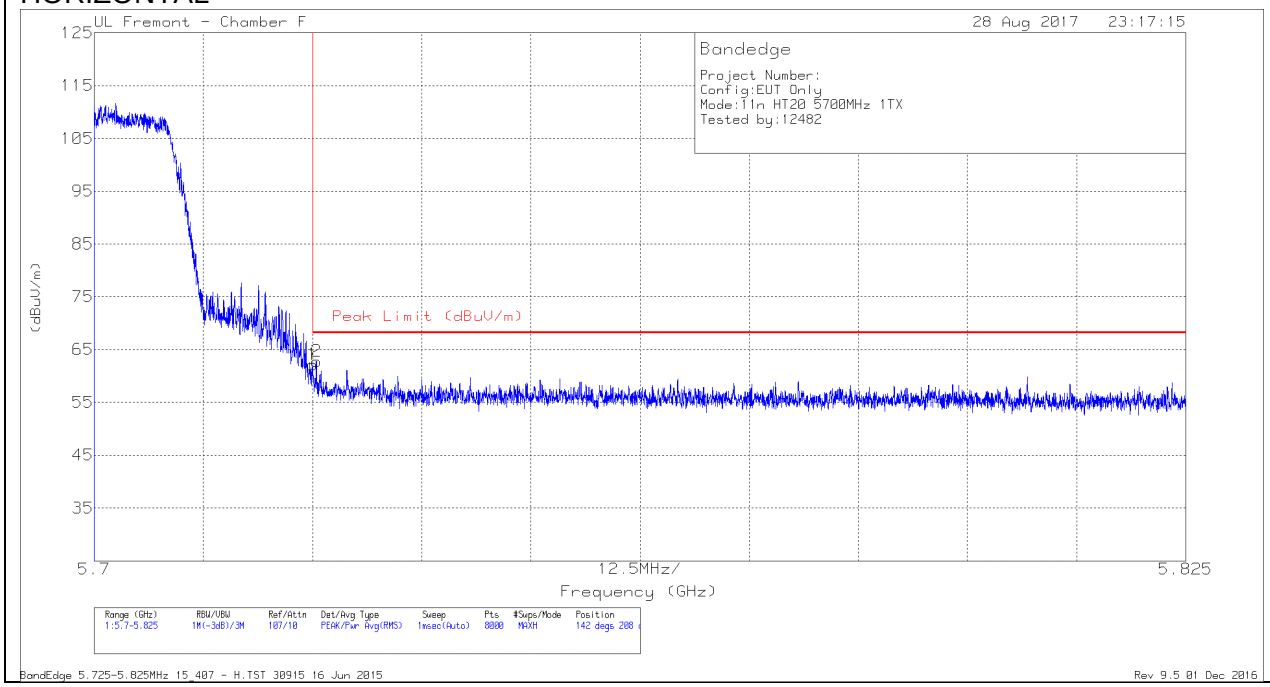

Marker	Frequency (GHz)	Meter Reading (dBuV)	Det	AF T119 (dB/m)	Amp/Cbl/ Fltr/Pad (dB)	Corrected Reading (dBuV/m)	Peak Limit (dBuV/m)	PK Margin (dB)	Azimuth (Degs)	Height (cm)	Polarity
1	5.725	45.2	Pk	35	-18	62.2	68.2	-6	142	208	H
2	5.725	45.76	Pk	35	-18	62.76	68.2	-5.44	142	208	H

Pk - Peak detector

This report shall not be reproduced except in full, without the written approval of UL Verification Services Inc.

VERTICAL

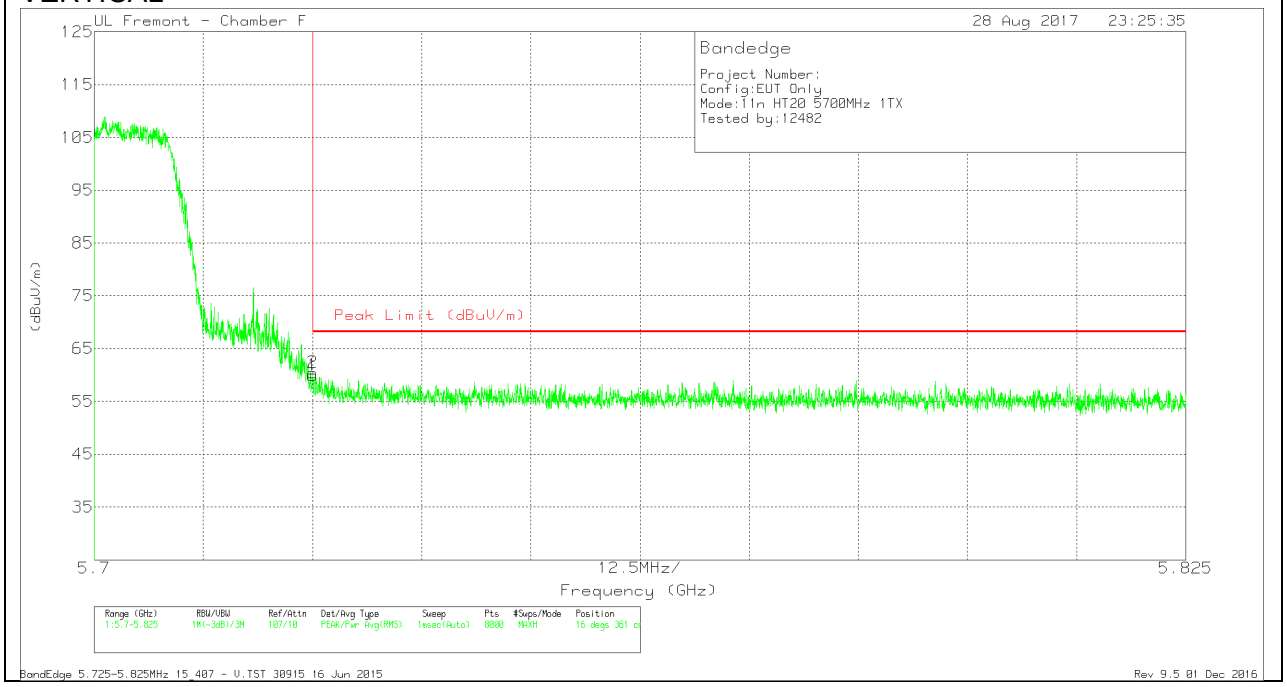

Marker	Frequency (GHz)	Meter Reading (dBuV)	Det	AF T119 (dB/m)	Amp/Cbl/ Fltr/Pad (dB)	Corrected Reading (dBuV/m)	Peak Limit (dBuV/m)	PK Margin (dB)	Azimuth (Degs)	Height (cm)	Polarity
1	5.725	42.99	Pk	35	-18	59.99	68.2	-8.21	16	361	V
2	5.725	43.38	Pk	35	-18	60.38	68.2	-7.82	16	361	V

Pk - Peak detector

UL VERIFICATION SERVICES INC. FORM NO: CCSUP4701J
47173 BENICIA STREET, FREMONT, CA 94538, USA TEL: (510) 771-1000 FAX: (510) 661-0888
This report shall not be reproduced except in full, without the written approval of UL Verification Services Inc.

2TX Antenna A + Antenna B CDD MODE

BANDEDGE (LOW CHANNEL)

HORIZONTAL

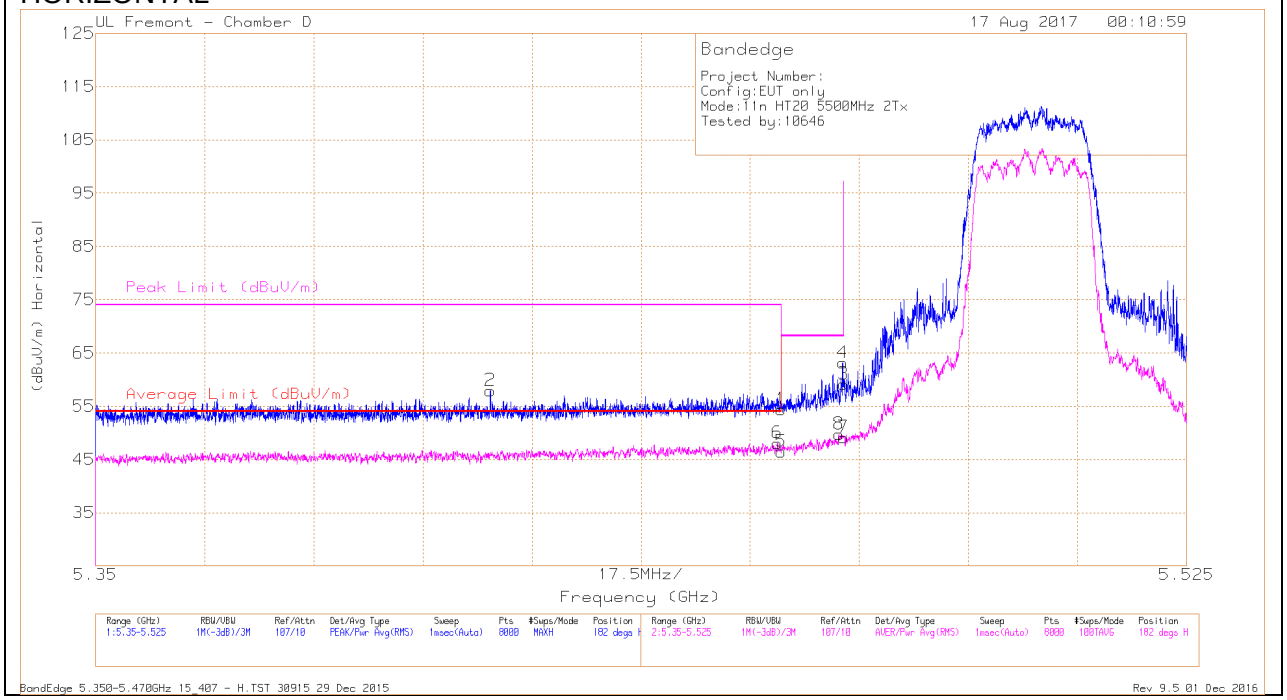

Marker	Frequency (GHz)	Meter Reading (dBuV)	Det	AF T711 (dB/m)	Amp/Cbl/Fltr/Pad (dB)	Corrected Reading (dBuV/m)	Average Limit (dBuV/m)	Margin (dB)	Peak Limit (dBuV/m)	PK Margin (dB)	Azimuth (Degs)	Height (cm)	Polarity
1	* 5.46	37.92	Pk	34.4	-17.9	54.42	-	-	74	-19.58	182	160	H
2	* 5.413	41.82	Pk	34.3	-18.2	57.92	-	-	74	-16.08	182	160	H
5	* 5.46	30	RMS	34.4	-17.9	46.5	54	-7.5	-	-	182	160	H
6	* 5.459	31.67	RMS	34.4	-18	48.07	54	-5.93	-	-	182	160	H
8	5.469	33.25	RMS	34.4	-17.9	49.75	-	-	-	-	182	160	H
3	5.47	42.64	Pk	34.4	-17.9	59.14	-	-	68.2	-9.06	182	160	H
4	5.47	46.64	Pk	34.4	-17.9	63.14	-	-	68.2	-5.06	182	160	H
7	5.47	32.63	RMS	34.4	-17.9	49.13	-	-	-	-	182	160	H

* - indicates frequency in CFR47 Pt 15 / IC RSS-Restricted Band
Pk - Peak detector
RMS - RMS detection

UL VERIFICATION SERVICES INC. FORM NO: CCSUP4701J
47173 BENICIA STREET, FREMONT, CA 94538, USA TEL: (510) 771-1000 FAX: (510) 661-0888
This report shall not be reproduced except in full, without the written approval of UL Verification Services Inc.

VERTICAL

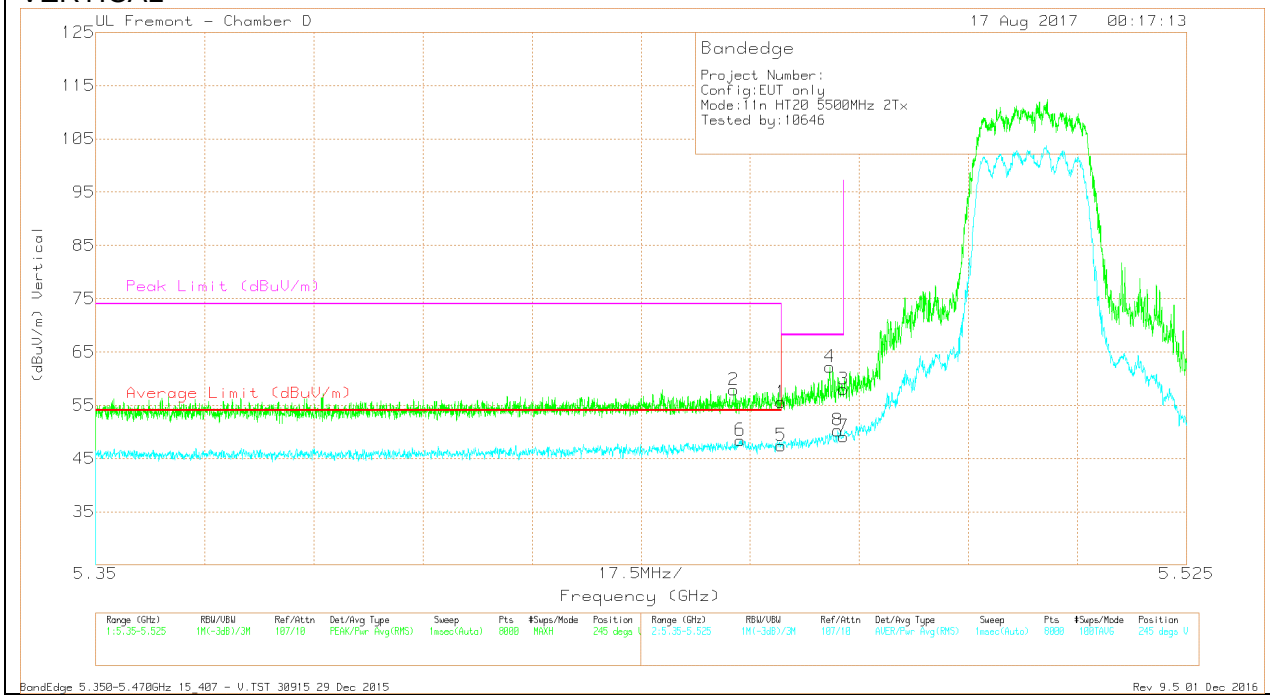

Marker	Frequency (GHz)	Meter Reading (dBuV)	Det	AF T711 (dB/m)	Amp/Cbl/Fltr/Pad (dB)	Corrected Reading (dBuV/m)	Average Limit (dBuV/m)	Margin (dB)	Peak Limit (dBuV/m)	PK Margin (dB)	Azimuth (Degs)	Height (cm)	Polarity
1	* 5.46	39.08	Pk	34.4	-17.9	55.58	-	-	74	-18.42	245	338	V
2	* 5.452	41.48	Pk	34.4	-18	57.88	-	-	74	-16.12	245	338	V
5	* 5.46	30.94	RMS	34.4	-17.9	47.44	54	-6.56	-	-	245	338	V
6	* 5.453	32.01	RMS	34.4	-18	48.41	54	-5.59	-	-	245	338	V
4	5.468	45.71	Pk	34.4	-17.9	62.21	-	-	68.2	-5.99	245	338	V
8	5.469	33.77	RMS	34.4	-17.9	50.27	-	-	-	-	245	338	V
3	5.47	41.49	Pk	34.4	-17.9	57.99	-	-	68.2	-10.21	245	338	V
7	5.47	32.62	RMS	34.4	-17.9	49.12	-	-	-	-	245	338	V

* - indicates frequency in CFR47 Pt 15 / IC RSS-Restricted Band
Pk - Peak detector
RMS - RMS detection

This report shall not be reproduced except in full, without the written approval of UL Verification Services Inc.

BANDEDGE (HIGH CHANNEL)

HORIZONTAL

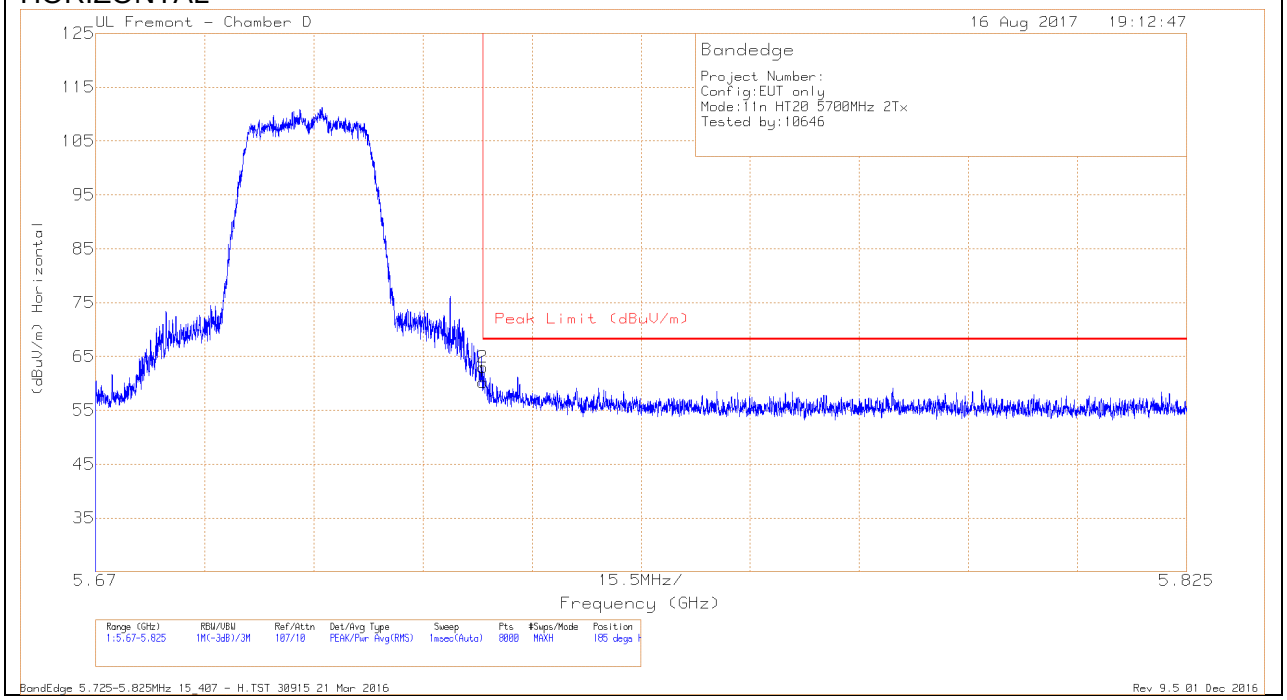

Marker	Frequency (GHz)	Meter Reading (dBuV)	Det	AF T711 (dB/m)	Amp/Cbl/ Fltr/Pad (dB)	Corrected Reading (dBuV/m)	Peak Limit (dBuV/m)	PK Margin (dB)	Azimuth (Degs)	Height (cm)	Polarity
1	5.725	42.96	Pk	34.8	-17.5	60.26	68.2	-7.94	185	214	H
2	5.725	45.68	Pk	34.8	-17.5	62.98	68.2	-5.22	185	214	H

Pk - Peak detector

This report shall not be reproduced except in full, without the written approval of UL Verification Services Inc.

VERTICAL

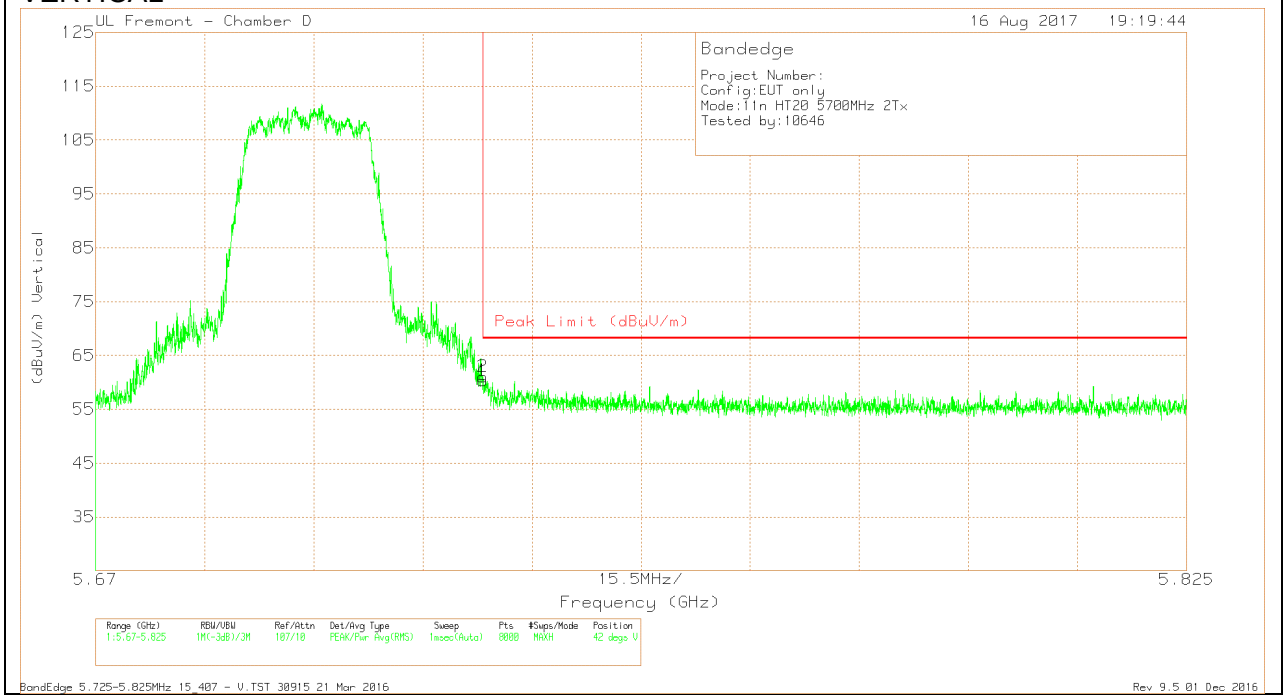

Marker	Frequency (GHz)	Meter Reading (dBuV)	Det	AF T711 (dB/m)	Amp/Cbl/ Fltr/Pad (dB)	Corrected Reading (dBuV/m)	Peak Limit (dBuV/m)	PK Margin (dB)	Azimuth (Degs)	Height (cm)	Polarity
1	5.725	43	Pk	34.8	-17.5	60.3	68.2	-7.9	42	334	V
2	5.725	43.73	Pk	34.8	-17.5	61.03	68.2	-7.17	42	334	V

Pk - Peak detector

UL VERIFICATION SERVICES INC. FORM NO: CCSUP4701J
47173 BENICIA STREET, FREMONT, CA 94538, USA TEL: (510) 771-1000 FAX: (510) 661-0888
This report shall not be reproduced except in full, without the written approval of UL Verification Services Inc.

HARMONICS AND SPURIOUS EMISSIONS

LOW CHANNEL RESULTS

VERTICAL

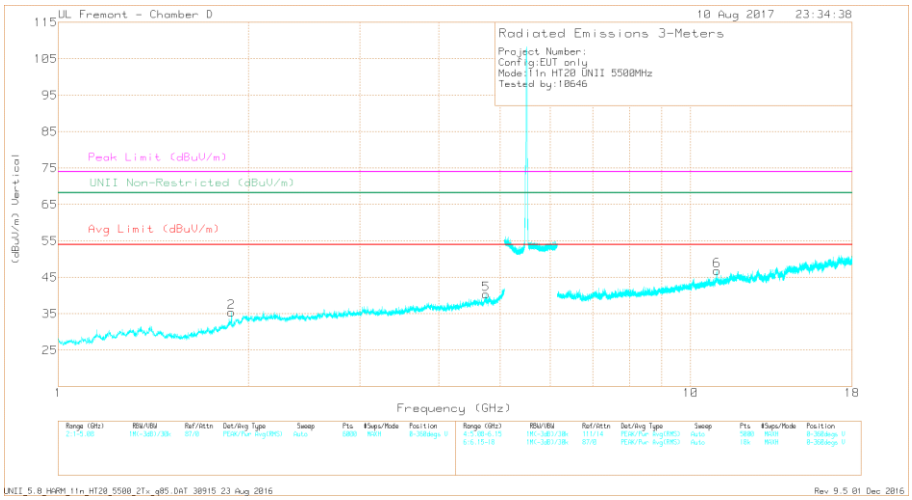

HORIZONTAL

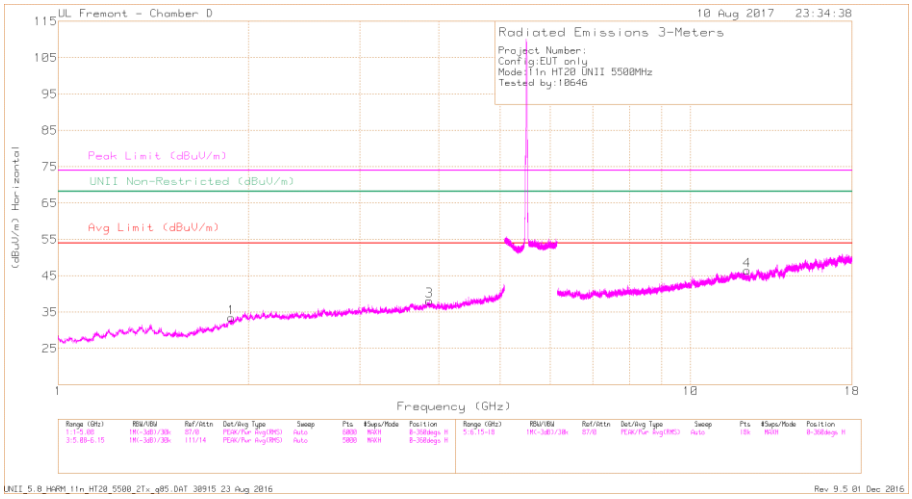

This report shall not be reproduced except in full, without the written approval of UL Verification Services Inc.

RADIATED EMISSIONS

Marker	Frequency (GHz)	Meter Reading (dBuV)	Det	AF T711 (dB/m)	Amp/Cbl/Fltr/Pad (dB)	Corrected Reading (dBuV/m)	Avg Limit (dBuV/m)	Margin (dB)	Peak Limit (dBuV/m)	PK Margin (dB)	UNII Non-Restricted (dBuV/m)	PK Margin (dB)	Azimuth (Degs)	Height (cm)	Polarity
3	* 3.861	38.45	PK-U	33.7	-29.5	42.65	-	-	74	-31.35	-	-	131	223	H
	* 3.862	27.66	ADR	33.7	-29.5	31.86	54	-22.14	-	-	-	-	131	223	H
5	* 4.749	39.25	PK-U	34.4	-28.8	44.85	-	-	74	-29.15	-	-	258	142	V
	* 4.751	27.52	ADR	34.4	-28.8	33.12	54	-20.88	-	-	-	-	258	142	V
4	* 12.284	34.28	PK-U	38.9	-23.9	49.28	-	-	74	-24.72	-	-	27	296	H
	* 12.285	23.48	ADR	38.9	-23.9	38.48	54	-15.52	-	-	-	-	27	296	H
6	* 11.001	34.44	PK-U	38.5	-22.3	50.64	-	-	74	-23.36	-	-	144	179	V
	* 10.999	23.13	ADR	38.5	-22.2	39.43	54	-14.57	-	-	-	-	144	179	V
1	1.88	44.62	PK-U	30.6	-33.3	41.92	-	-	-	-	68.2	-26.28	191	273	H
2	1.88	46.9	PK-U	30.6	-33.3	44.2	-	-	-	-	68.2	-24	80	337	V

* - indicates frequency in CFR47 Pt 15 / IC RSS-Restricted Band
PK-U - U-NII: Maximum Peak
ADR - U-NII AD primary method, RMS average

UL VERIFICATION SERVICES INC. FORM NO: CCSUP4701J
47173 BENICIA STREET, FREMONT, CA 94538, USA TEL: (510) 771-1000 FAX: (510) 661-0888
This report shall not be reproduced except in full, without the written approval of UL Verification Services Inc.

MID CHANNEL RESULTS

VERTICAL

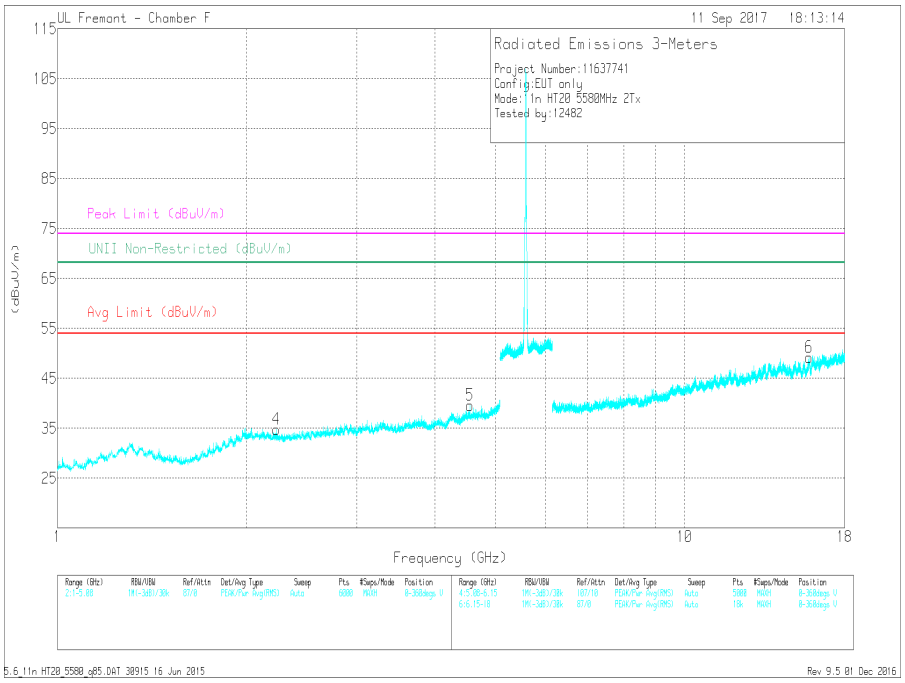

HORIZONTAL

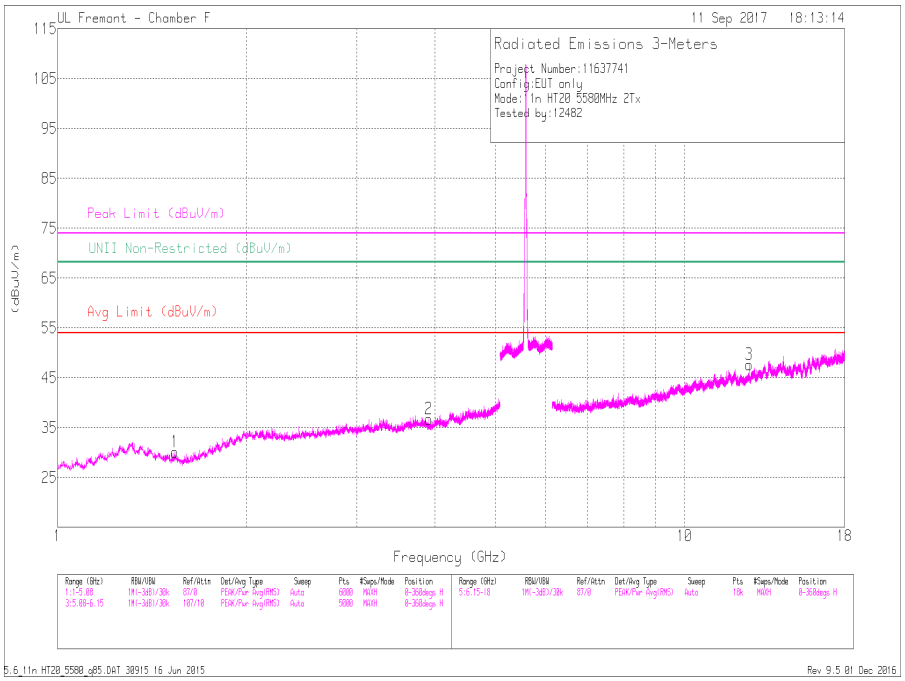

This report shall not be reproduced except in full, without the written approval of UL Verification Services Inc.

RADIATED EMISSIONS

Marker	Frequency (GHz)	Meter Reading (dBuV)	Det	AF T119 (dB/m)	Amp/Cbl/Fltr/Pad (dB)	Corrected Reading (dBuV/m)	Avg Limit (dBuV/m)	Margin (dB)	Peak Limit (dBuV/m)	PK Margin (dB)	UNII Non-Restricted (dBuV/m)	PK Margin (dB)	Azimuth (Degs)	Height (cm)	Polarity
1	* 1.537	41.18	PK-U	27.5	-31.4	37.28	-	-	74	-36.72	-	-	330	168	H
	* 1.538	29.33	ADR	27.5	-31.4	25.43	54	-28.57	-	-	-	-	330	168	H
2	* 3.911	39.49	PK-U	33.2	-29.3	43.39	-	-	74	-30.61	-	-	156	118	H
	* 3.913	28.2	ADR	33.2	-29.3	32.1	54	-21.9	-	-	-	-	156	118	H
4	* 2.234	39.73	PK-U	31.9	-30.5	41.13	-	-	74	-32.87	-	-	290	305	V
	* 2.235	28.27	ADR	31.9	-30.5	29.67	54	-24.33	-	-	-	-	290	305	V
5	* 4.545	39.81	PK-U	34.1	-28.1	45.81	-	-	74	-28.19	-	-	87	266	V
	* 4.546	28.12	ADR	34.1	-28.1	34.12	54	-19.88	-	-	-	-	87	266	V
3	* 12.676	36.34	PK-U	38.9	-22.2	53.04	-	-	74	-20.96	-	-	179	155	H
	* 12.675	25.08	ADR	38.9	-22.2	41.78	54	-12.22	-	-	-	-	179	155	H
6	* 15.796	36.77	PK-U	42.2	-22.5	56.47	-	-	74	-17.53	-	-	264	249	V
	* 15.796	25.41	ADR	42.2	-22.5	45.11	54	-8.89	-	-	-	-	264	249	V

* - indicates frequency in CFR47 Pt 15 / IC RSS-Restricted Band
PK-U - U-NII: Maximum Peak
ADR - U-NII AD primary method, RMS average

UL VERIFICATION SERVICES INC. FORM NO: CCSUP4701J
47173 BENICIA STREET, FREMONT, CA 94538, USA TEL: (510) 771-1000 FAX: (510) 661-0888
This report shall not be reproduced except in full, without the written approval of UL Verification Services Inc.

HIGH CHANNEL RESULTS

VERTICAL

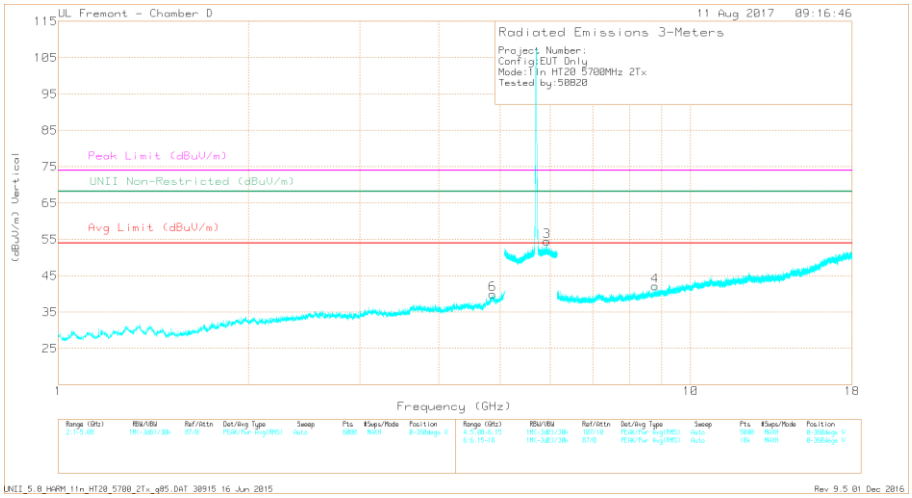

HORIZONTAL

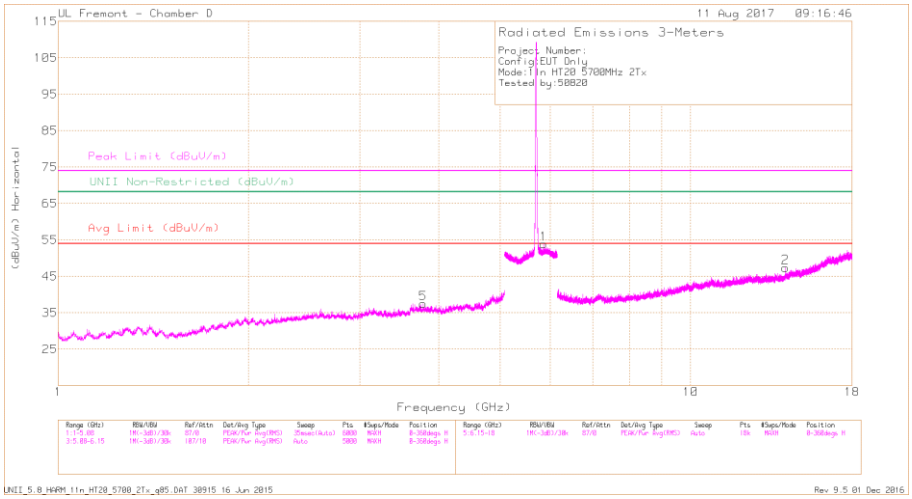

This report shall not be reproduced except in full, without the written approval of UL Verification Services Inc.

RADIATED EMISSIONS

Marker	Frequency (GHz)	Meter Reading (dBuV)	Det	AF T711 (dB/m)	Amp/Cbl/Fltr/Pad (dB)	Corrected Reading (dBuV/m)	Avg Limit (dBuV/m)	Margin (dB)	Peak Limit (dBuV/m)	PK Margin (dB)	UNII Non-Restricted (dBuV/m)	PK Margin (dB)	Azimuth (Degs)	Height (cm)	Polarity
5	* 3.776	38.44	PK-U	33.1	-28.7	42.84	-	-	74	-31.16	-	-	265	309	H
	* 3.778	27.13	ADR	33.1	-28.6	31.63	54	-22.37	-	-	-	-	265	309	H
6	* 4.86	37.3	PK-U	34	-25.5	45.8	-	-	74	-28.2	-	-	360	230	V
	* 4.862	25.93	ADR	34	-25.4	34.53	54	-19.47	-	-	-	-	360	230	V
1	5.859	42.8	PK-U	34.8	-17.6	60	-	-	-	-	68.2	-8.2	207	200	H
3	5.925	42.32	PK-U	35	-17.4	59.92	-	-	-	-	68.2	-8.28	87	144	V
4	8.781	35.09	PK-U	35.9	-22.6	48.39	-	-	-	-	68.2	-19.81	183	158	V
2	14.111	36.29	PK-U	38.9	-22.1	53.09	-	-	-	-	68.2	-15.11	110	254	H

* - indicates frequency in CFR47 Pt 15 / IC RSS-Restricted Band
PK-U - U-NII: Maximum Peak
ADR - U-NII AD primary method, RMS average

UL VERIFICATION SERVICES INC. FORM NO: CCSUP4701J
47173 BENICIA STREET, FREMONT, CA 94538, USA TEL: (510) 771-1000 FAX: (510) 661-0888
This report shall not be reproduced except in full, without the written approval of UL Verification Services Inc.

CHANNEL 144 RESULTS

VERTICAL

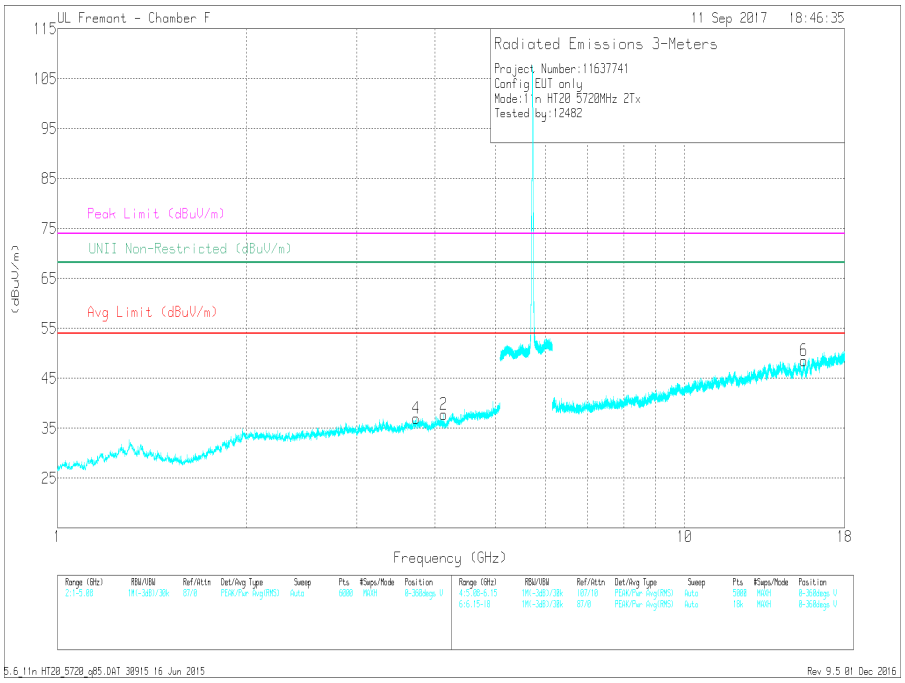

HORIZONTAL

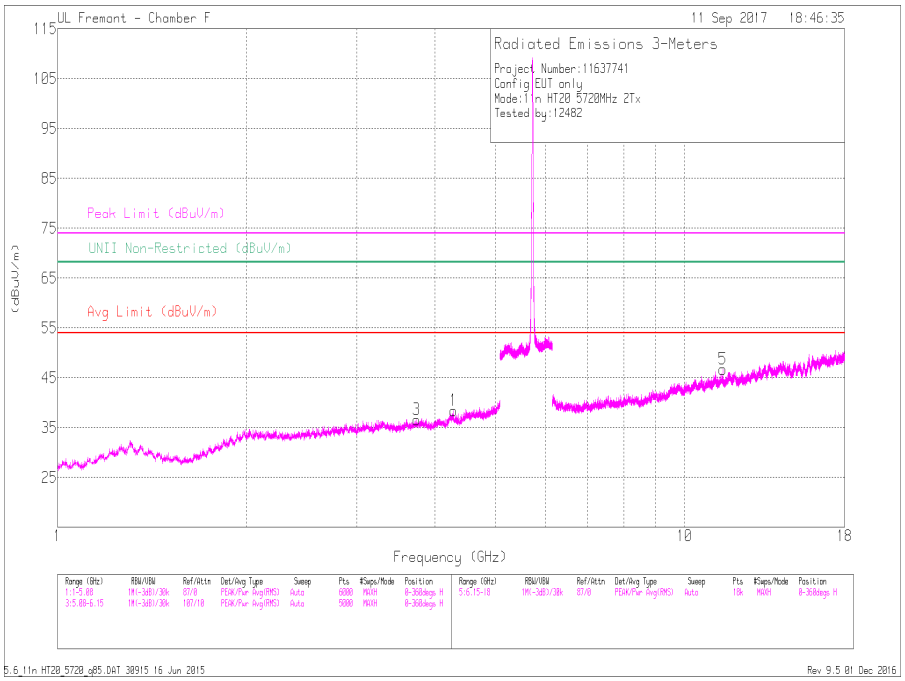

This report shall not be reproduced except in full, without the written approval of UL Verification Services Inc.

RADIATED EMISSIONS

Marker	Frequency (GHz)	Meter Reading (dBuV)	Det	AF T119 (dB/m)	Amp/Cbl/Fltr/Pad (dB)	Corrected Reading (dBuV/m)	Avg Limit (dBuV/m)	Margin (dB)	Peak Limit (dBuV/m)	PK Margin (dB)	Azimuth (Degs)	Height (cm)	Polarity
1	* 4.281	38.63	PK-U	33.7	-27.1	45.23	-	-	74	-28.77	262	188	H
	* 4.281	26.87	ADR	33.7	-27.1	33.47	54	-20.53	-	-	262	188	H
3	* 3.742	39.31	PK-U	33.3	-29.2	43.41	-	-	74	-30.59	177	139	H
	* 3.743	27.83	ADR	33.3	-29.2	31.93	54	-22.07	-	-	177	139	H
2	* 4.133	39.63	PK-U	33.4	-28.7	44.33	-	-	74	-29.67	24	296	V
	* 4.133	27.87	ADR	33.4	-28.7	32.57	54	-21.43	-	-	24	296	V
4	* 3.731	39.69	PK-U	33.3	-29.1	43.89	-	-	74	-30.11	322	218	V
	* 3.732	27.75	ADR	33.3	-29.1	31.95	54	-22.05	-	-	322	218	V
5	* 11.505	35.1	PK-U	38.5	-21.6	52	-	-	74	-22	69	293	H
	* 11.506	24.17	ADR	38.5	-21.6	41.07	54	-12.93	-	-	69	293	H
6	* 15.501	36.93	PK-U	41.6	-22.7	55.83	-	-	74	-18.17	248	164	V
	* 15.499	25.54	ADR	41.6	-22.7	44.44	54	-9.56	-	-	248	164	V

* - indicates frequency in CFR47 Pt 15 / IC RSS-Restricted Band
PK-U - U-NII: Maximum Peak
ADR - U-NII AD primary method, RMS average

UL VERIFICATION SERVICES INC. FORM NO: CCSUP4701J
47173 BENICIA STREET, FREMONT, CA 94538, USA TEL: (510) 771-1000 FAX: (510) 661-0888
This report shall not be reproduced except in full, without the written approval of UL Verification Services Inc.

11.1.8. TX ABOVE 1 GHz 802.11n HT40 MODE IN THE 5.6 GHz BAND

1TX Antenna A

BANDEDGE (LOW CHANNEL)

HORIZONTAL

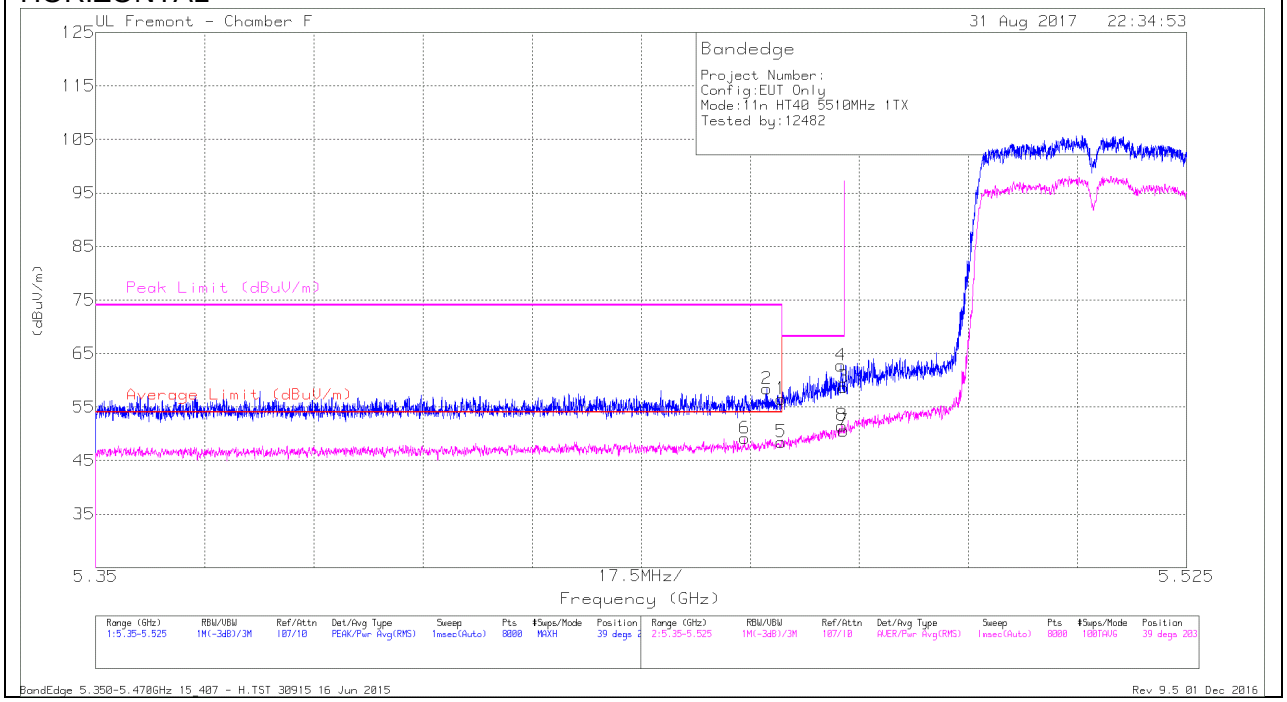

Marker	Frequency (GHz)	Meter Reading (dBuV)	Det	AF T119 (dB/m)	Amp/ Cbl/Flt r/Pad (dB)	DC Corr (dB)	Corrected Reading (dBuV /m)	Average Limit (dBuV /m)	Margin (dB)	Peak Limit (dBuV /m)	PK Margin (dB)	Azimuth (Degs)	Height (cm)	Polarity
1	* 5.46	40.41	Pk	34.8	-18.7	0	56.51	-	-	74	-17.49	39	203	H
2	* 5.458	42.32	Pk	34.8	-18.7	0	58.42	-	-	74	-15.58	39	203	H
3	5.47	42.6	Pk	34.8	-18.7	0	58.7	-	-	68.2	-9.5	39	203	H
4	5.47	46.67	Pk	34.8	-18.7	0	62.77	-	-	68.2	-5.43	39	203	H
5	* 5.46	32.29	RMS	34.8	-18.7	.1	48.49	54	-5.51	-	-	39	203	H
6	* 5.454	32.97	RMS	34.8	-18.7	.1	49.17	54	-4.83	-	-	39	203	H
7	5.47	34.39	RMS	34.8	-18.7	.1	50.59	-	-	-	-	39	203	H
8	5.47	35.34	RMS	34.8	-18.7	.1	51.54	-	-	-	-	39	203	H

* - indicates frequency in CFR47 Pt 15 / IC RSS-Restricted Band
Pk - Peak detector
RMS - RMS detection

UL VERIFICATION SERVICES INC. FORM NO: CCSUP4701J
47173 BENICIA STREET, FREMONT, CA 94538, USA TEL: (510) 771-1000 FAX: (510) 661-0888
This report shall not be reproduced except in full, without the written approval of UL Verification Services Inc.

VERTICAL

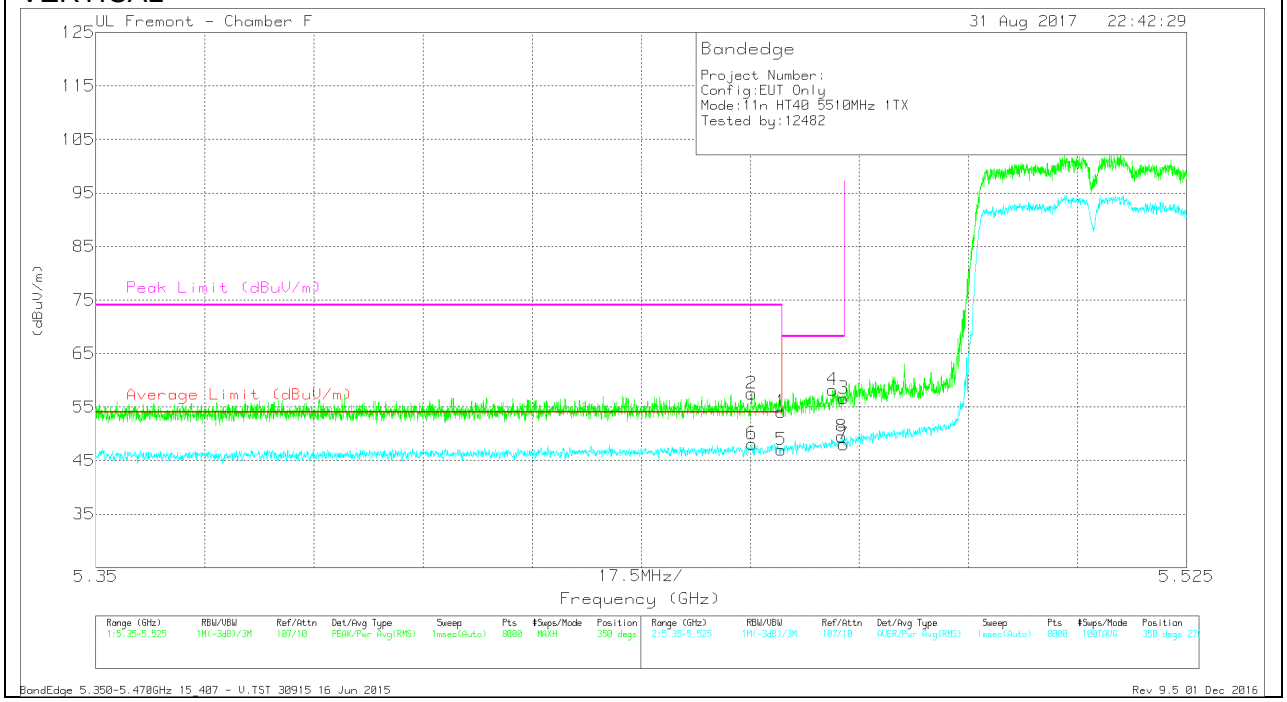

Marker	Frequency (GHz)	Meter Reading (dBuV)	Det	AF T119 (dB/m)	Amp/Cbl/Fltr/Pad (dB)	DC Corr (dB)	Corrected Reading (dBuV/m)	Average Limit (dBuV/m)	Margin (dB)	Peak Limit (dBuV/m)	PK Margin (dB)	Azimuth (Degs)	Height (cm)	Polarity
1	* 5.46	38.02	Pk	34.8	-18.7	0	54.12	-	-	74	-19.88	350	270	V
2	* 5.455	41.43	Pk	34.8	-18.7	0	57.53	-	-	74	-16.47	350	270	V
3	5.47	40.51	Pk	34.8	-18.7	0	56.61	-	-	68.2	-11.59	350	270	V
4	5.468	42.13	Pk	34.8	-18.7	0	58.23	-	-	68.2	-9.97	350	270	V
5	* 5.46	30.82	RMS	34.8	-18.7	.1	47.02	54	-6.98	-	-	350	270	V
6	* 5.455	31.92	RMS	34.8	-18.7	.1	48.12	54	-5.88	-	-	350	270	V
7	5.47	31.83	RMS	34.8	-18.7	.1	48.03	-	-	-	-	350	270	V
8	5.47	33.31	RMS	34.8	-18.7	.1	49.51	-	-	-	-	350	270	V

* - indicates frequency in CFR47 Pt 15 / IC RSS-Restricted Band
Pk - Peak detector
RMS - RMS detection

This report shall not be reproduced except in full, without the written approval of UL Verification Services Inc.

BANDEDGE (HIGH CHANNEL)

HORIZONTAL

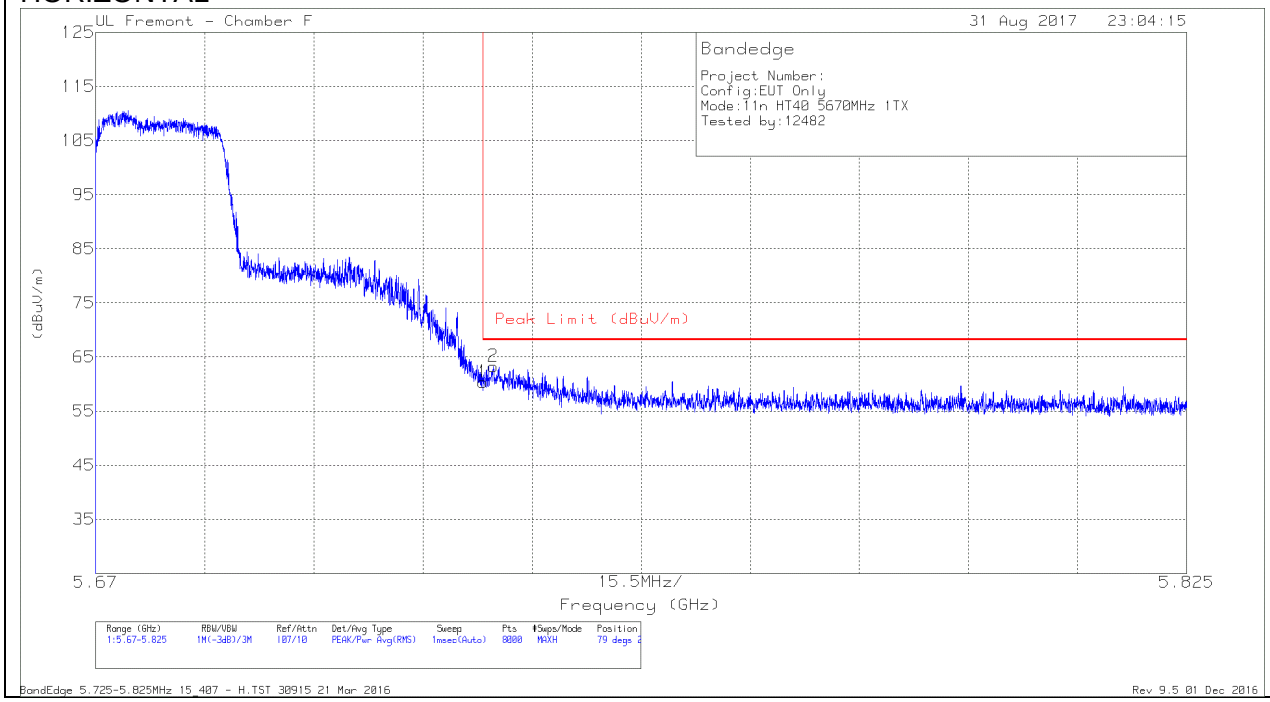

Marker	Frequency (GHz)	Meter Reading (dBuV)	Det	AF T119 (dB/m)	Amp/Cbl/Fltr/Pad (dB)	DC Corr (dB)	Corrected Reading (dBuV/m)	Peak Limit (dBuV/m)	PK Margin (dB)	Azimuth (Degs)	Height (cm)	Polarity
1	5.725	43.36	Pk	35	-18	0	60.36	68.2	-7.84	79	272	H
2	5.726	46.28	Pk	35	-18	0	63.28	68.2	-4.92	79	272	H

Pk - Peak detector

UL VERIFICATION SERVICES INC. FORM NO: CCSUP4701J
47173 BENICIA STREET, FREMONT, CA 94538, USA TEL: (510) 771-1000 FAX: (510) 661-0888
This report shall not be reproduced except in full, without the written approval of UL Verification Services Inc.

VERTICAL

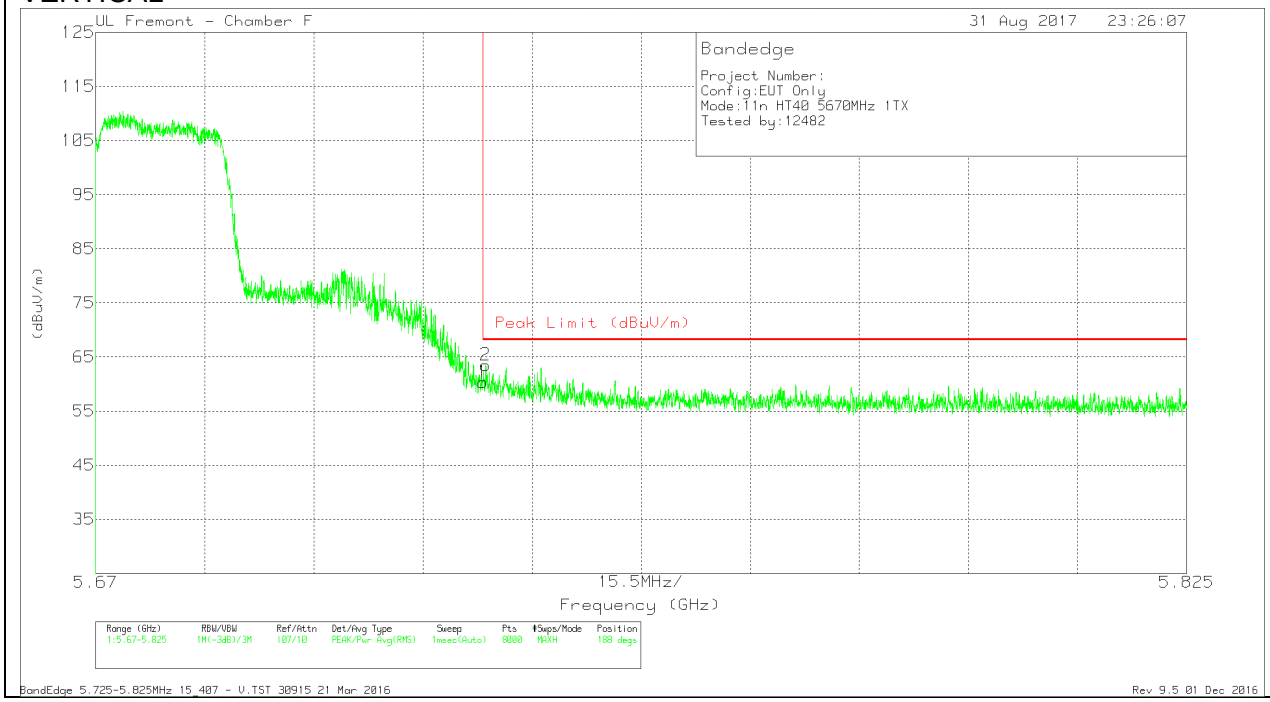

Marker	Frequency (GHz)	Meter Reading (dBuV)	Det	AF T119 (dB/m)	Amp/Cbl/Fltr/Pad (dB)	DC Corr (dB)	Corrected Reading (dBuV/m)	Peak Limit (dBuV/m)	PK Margin (dB)	Azimuth (Degs)	Height (cm)	Polarity
1	5.725	43.34	Pk	35	-18	0	60.34	68.2	-7.86	188	368	V
2	5.725	46.49	Pk	35	-18	0	63.49	68.2	-4.71	188	368	V

Pk - Peak detector

UL VERIFICATION SERVICES INC. FORM NO: CCSUP4701J
47173 BENICIA STREET, FREMONT, CA 94538, USA TEL: (510) 771-1000 FAX: (510) 661-0888
This report shall not be reproduced except in full, without the written approval of UL Verification Services Inc.

1TX Antenna B

BANDEDGE (LOW CHANNEL)

HORIZONTAL

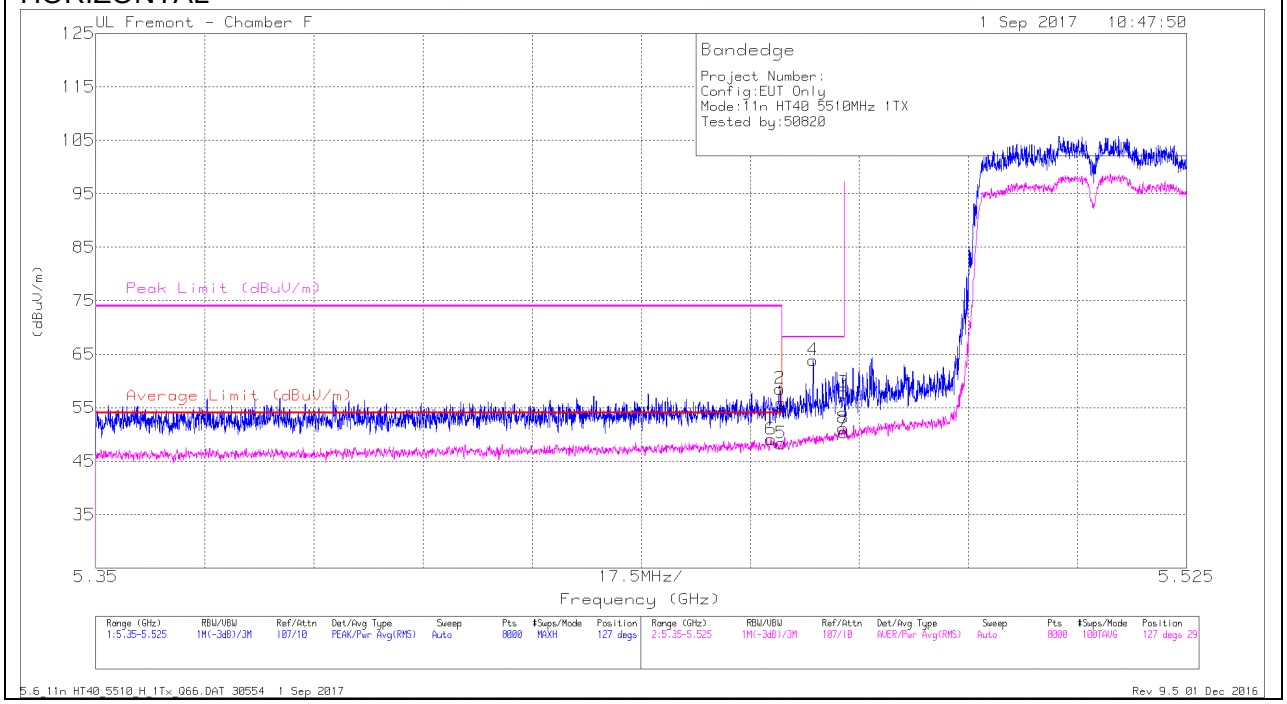

Marker	Frequency (GHz)	Meter Reading (dBuV)	Det	AF T119 (dB/m)	Amp/Cbl/Fltr/Pad (dB)	DC Corr (dB)	Corrected Reading (dBuV/m)	Average Limit (dBuV/m)	Margin (dB)	Peak Limit (dBuV/m)	PK Margin (dB)	Azimuth (Degs)	Height (cm)	Polarity
1	* 5.46	39.79	Pk	34.8	-18.7	0	55.89	-	-	74	-18.11	127	291	H
2	* 5.46	42.44	Pk	34.8	-18.7	0	58.54	-	-	74	-15.46	127	291	H
3	5.47	41.74	Pk	34.8	-18.7	0	57.84	-	-	68.2	-10.36	127	291	H
4	5.465	47.77	Pk	34.8	-18.7	0	63.87	-	-	68.2	-4.33	127	291	H
5	* 5.46	32.23	RMS	34.8	-18.7	.1	48.43	54	-5.57	-	-	127	291	H
6	* 5.458	32.98	RMS	34.8	-18.7	.1	49.18	54	-4.82	-	-	127	291	H
7	5.47	34.29	RMS	34.8	-18.7	.1	50.49	-	-	-	-	127	291	H
8	5.47	35.04	RMS	34.8	-18.7	.1	51.24	-	-	-	-	127	291	H

* - indicates frequency in CFR47 Pt 15 / IC RSS-Restricted Band
Pk - Peak detector
RMS - RMS detection

This report shall not be reproduced except in full, without the written approval of UL Verification Services Inc.

VERTICAL

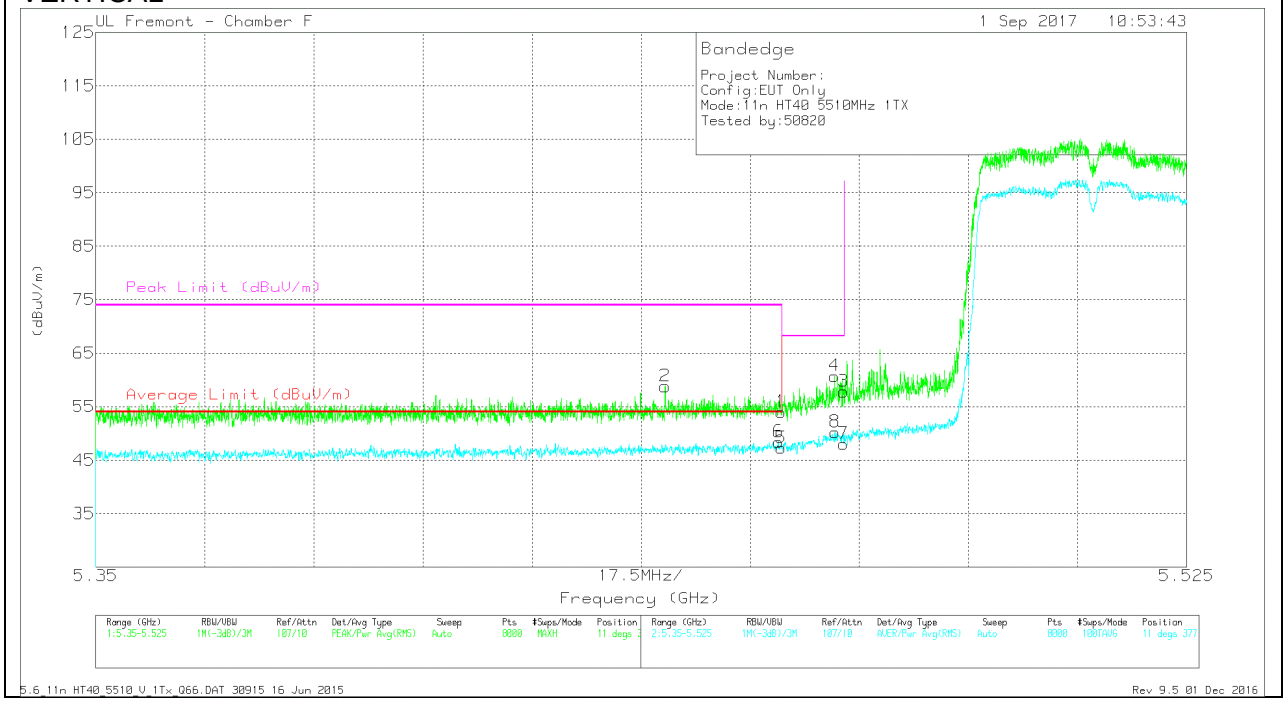

Marker	Frequency (GHz)	Meter Reading (dBuV)	Det	AF T119 (dB/m)	Amp/Cbl/Fltr/Pad (dB)	DC Corr (dB)	Corrected Reading (dBuV/m)	Average Limit (dBuV/m)	Margin (dB)	Peak Limit (dBuV/m)	PK Margin (dB)	Azimuth (Degs)	Height (cm)	Polarity
1	* 5.46	37.92	Pk	34.8	-18.7	0	54.02	-	-	74	-19.98	11	377	V
2	* 5.441	42.7	Pk	34.8	-18.7	0	58.8	-	-	74	-15.2	11	377	V
3	5.47	41.73	Pk	34.8	-18.7	0	57.83	-	-	68.2	-10.37	11	377	V
4	5.468	44.63	Pk	34.8	-18.7	0	60.73	-	-	68.2	-7.47	11	377	V
5	* 5.46	31.17	RMS	34.8	-18.7	.1	47.37	54	-6.63	-	-	11	377	V
6	* 5.459	32.28	RMS	34.8	-18.7	.1	48.48	54	-5.52	-	-	11	377	V
7	5.47	31.95	RMS	34.8	-18.7	.1	48.15	-	-	-	-	11	377	V
8	5.469	34.13	RMS	34.8	-18.7	.1	50.33	-	-	-	-	11	377	V

* - indicates frequency in CFR47 Pt 15 / IC RSS-Restricted Band
Pk - Peak detector
RMS - RMS detection

UL VERIFICATION SERVICES INC. FORM NO: CCSUP4701J
47173 BENICIA STREET, FREMONT, CA 94538, USA TEL: (510) 771-1000 FAX: (510) 661-0888
This report shall not be reproduced except in full, without the written approval of UL Verification Services Inc.

BANDEDGE (HIGH CHANNEL)

HORIZONTAL

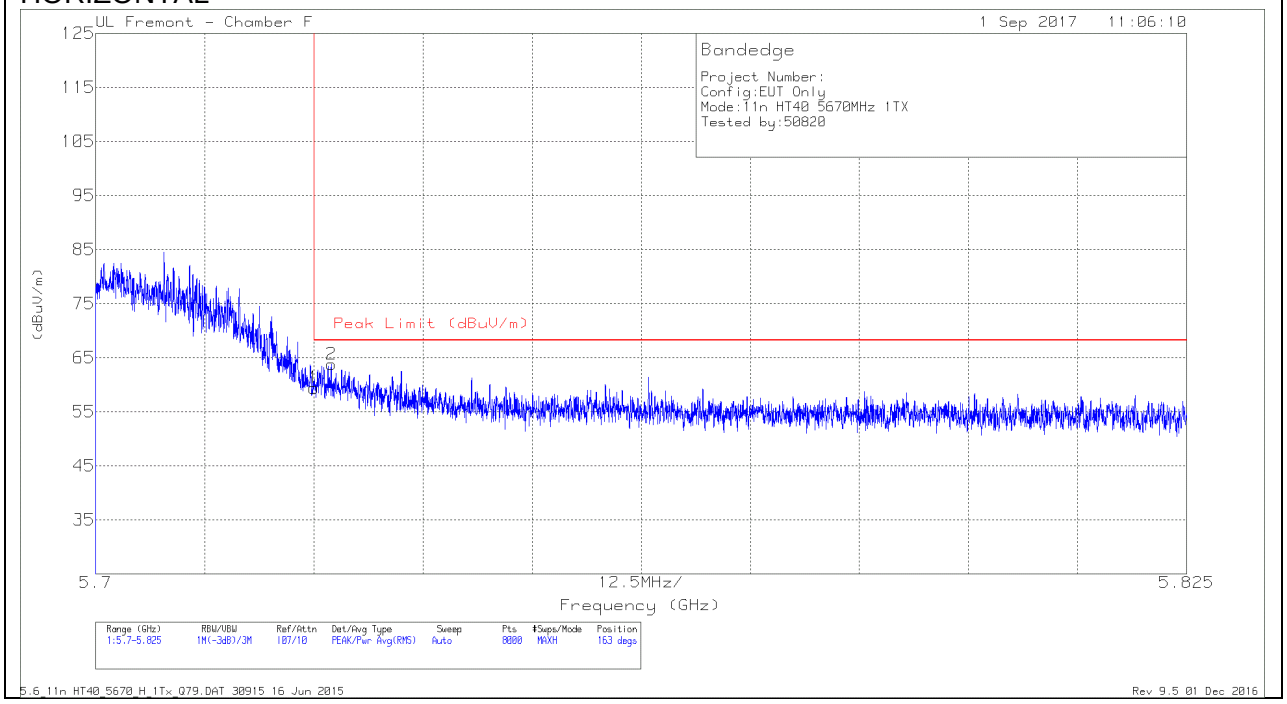

Marker	Frequency (GHz)	Meter Reading (dBuV)	Det	AF T119 (dB/m)	Amp/Cbl/Fltr/Pad (dB)	DC Corr (dB)	Corrected Reading (dBuV/m)	Peak Limit (dBuV/m)	PK Margin (dB)	Azimuth (Degs)	Height (cm)	Polarity
1	5.725	42.4	Pk	35	-18	0	59.4	68.2	-8.8	163	254	H
2	5.727	46.76	Pk	35	-18	0	63.76	68.2	-4.44	163	254	H

* - indicates frequency in CFR47 Pt 15 / IC RSS-Restricted Band
Pk - Peak detector

UL VERIFICATION SERVICES INC. FORM NO: CCSUP4701J
47173 BENICIA STREET, FREMONT, CA 94538, USA TEL: (510) 771-1000 FAX: (510) 661-0888
This report shall not be reproduced except in full, without the written approval of UL Verification Services Inc.

VERTICAL

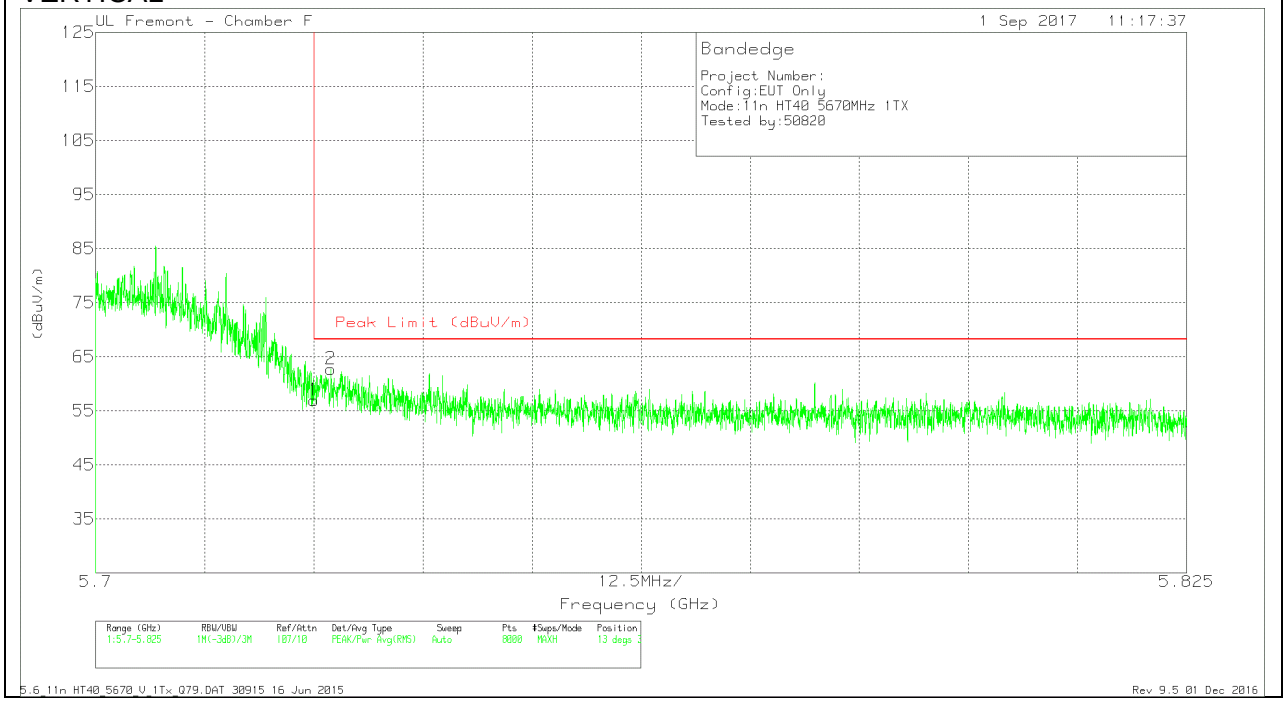

Marker	Frequency (GHz)	Meter Reading (dBuV)	Det	AF T119 (dB/m)	Amp/Cbl/Fltr/Pad (dB)	DC Corr (dB)	Corrected Reading (dBuV/m)	Peak Limit (dBuV/m)	PK Margin (dB)	Azimuth (Degs)	Height (cm)	Polarity
1	5.725	39.93	Pk	35	-18	0	56.93	68.2	-11.27	13	355	V
2	5.727	45.73	Pk	35	-18	0	62.73	68.2	-5.47	13	355	V

* - indicates frequency in CFR47 Pt 15 / IC RSS-Restricted Band
Pk - Peak detector

UL VERIFICATION SERVICES INC. FORM NO: CCSUP4701J
47173 BENICIA STREET, FREMONT, CA 94538, USA TEL: (510) 771-1000 FAX: (510) 661-0888
This report shall not be reproduced except in full, without the written approval of UL Verification Services Inc.

2TX Antenna A + Antenna B CDD MODE

BANDEDGE (LOW CHANNEL)

HORIZONTAL

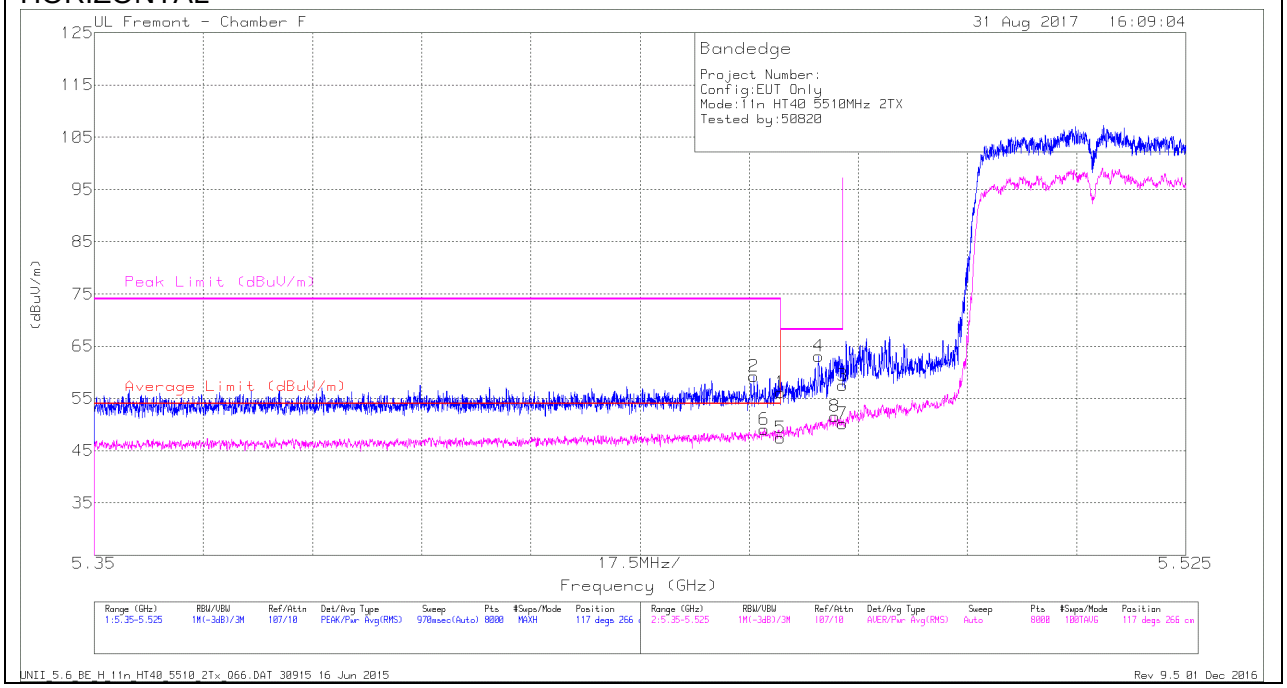

Marker	Frequency (GHz)	Meter Reading (dBuV)	Det	AF T119 (dB/m)	Amp/Cbl/Fltr/Pad (dB)	DC Corr (dB)	Corrected Reading (dBuV/m)	Average Limit (dBuV/m)	Margin (dB)	Peak Limit (dBuV/m)	PK Margin (dB)	Azimuth (Degs)	Height (cm)	Polarity
1	* 5.46	40.06	Pk	34.8	-18.7	0	56.16	-	-	74	-17.84	117	266	H
2	* 5.456	43.16	Pk	34.8	-18.7	0	59.26	-	-	74	-14.74	117	266	H
3	5.47	41.35	Pk	34.8	-18.7	0	57.45	-	-	68.2	-10.75	117	266	H
4	5.466	47.02	Pk	34.8	-18.7	0	63.12	-	-	68.2	-5.08	117	266	H
5	* 5.46	31.33	RMS	34.8	-18.7	.1	47.53	54	-6.47	-	-	117	266	H
6	* 5.457	33.09	RMS	34.8	-18.8	.1	49.19	54	-4.81	-	-	117	266	H
7	5.47	34.1	RMS	34.8	-18.7	.1	50.3	-	-	-	-	117	266	H
8	5.469	35.48	RMS	34.8	-18.7	.1	51.68	-	-	-	-	117	266	H

* - indicates frequency in CFR47 Pt 15 / IC RSS-Restricted Band
Pk - Peak detector
RMS - RMS detection

UL VERIFICATION SERVICES INC. FORM NO: CCSUP4701J
47173 BENICIA STREET, FREMONT, CA 94538, USA TEL: (510) 771-1000 FAX: (510) 661-0888
This report shall not be reproduced except in full, without the written approval of UL Verification Services Inc.

VERTICAL

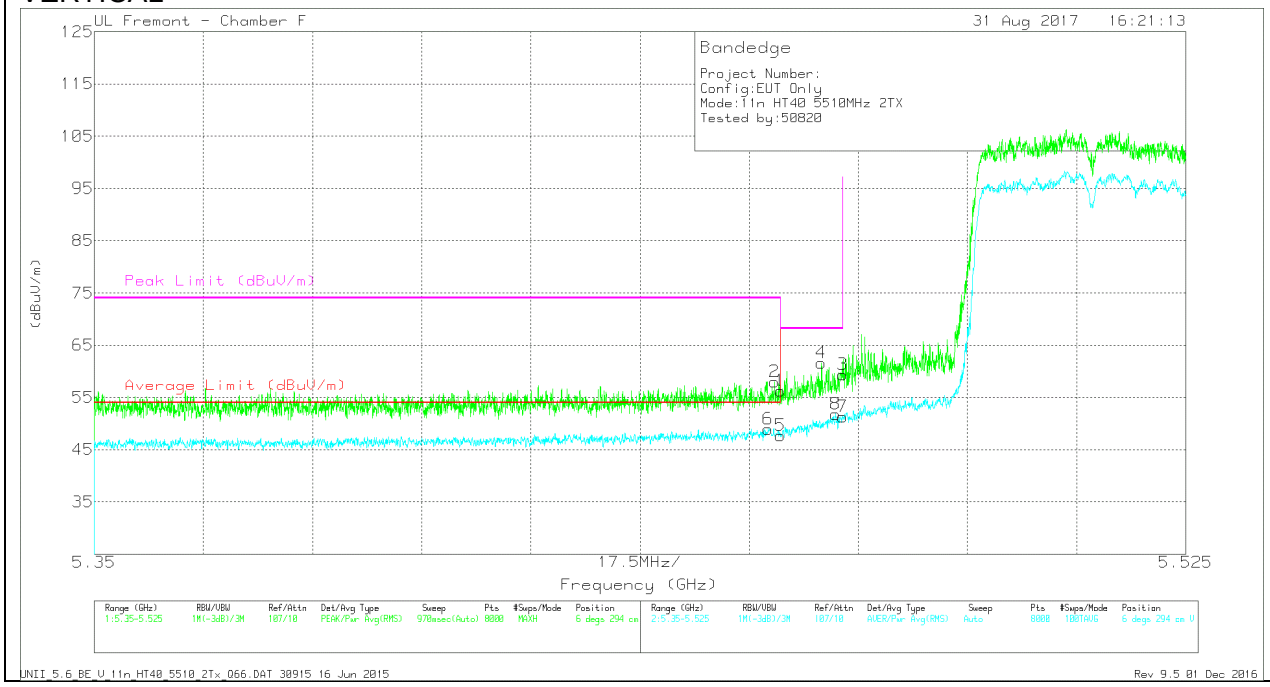

Marker	Frequency (GHz)	Meter Reading (dBuV)	Det	AF T119 (dB/m)	Amp/Cbl/Fltr/Pad (dB)	DC Corr (dB)	Corrected Reading (dBuV/m)	Average Limit (dBuV/m)	Margin (dB)	Peak Limit (dBuV/m)	PK Margin (dB)	Azimuth (Degs)	Height (cm)	Polarity
1	* 5.46	40.12	Pk	34.8	-18.7	0	56.22	-	-	74	-17.78	6	294	V
2	* 5.459	41.94	Pk	34.8	-18.7	0	58.04	-	-	74	-15.96	6	294	V
3	5.47	43.2	Pk	34.8	-18.7	0	59.3	-	-	68.2	-8.9	6	294	V
4	5.467	45.52	Pk	34.8	-18.7	0	61.62	-	-	68.2	-6.58	6	294	V
5	* 5.46	31.53	RMS	34.8	-18.7	.1	47.73	54	-6.27	-	-	6	294	V
6	* 5.458	32.86	RMS	34.8	-18.7	.1	49.06	54	-4.94	-	-	6	294	V
7	5.47	35.16	RMS	34.8	-18.7	.1	51.36	-	-	-	-	6	294	V
8	5.469	35.66	RMS	34.8	-18.7	.1	51.86	-	-	-	-	6	294	V

* - indicates frequency in CFR47 Pt 15 / IC RSS-Restricted Band
Pk - Peak detector
RMS - RMS detection

UL VERIFICATION SERVICES INC. FORM NO: CCSUP4701J
47173 BENICIA STREET, FREMONT, CA 94538, USA TEL: (510) 771-1000 FAX: (510) 661-0888
This report shall not be reproduced except in full, without the written approval of UL Verification Services Inc.

BANDEDGE (HIGH CHANNEL)

HORIZONTAL

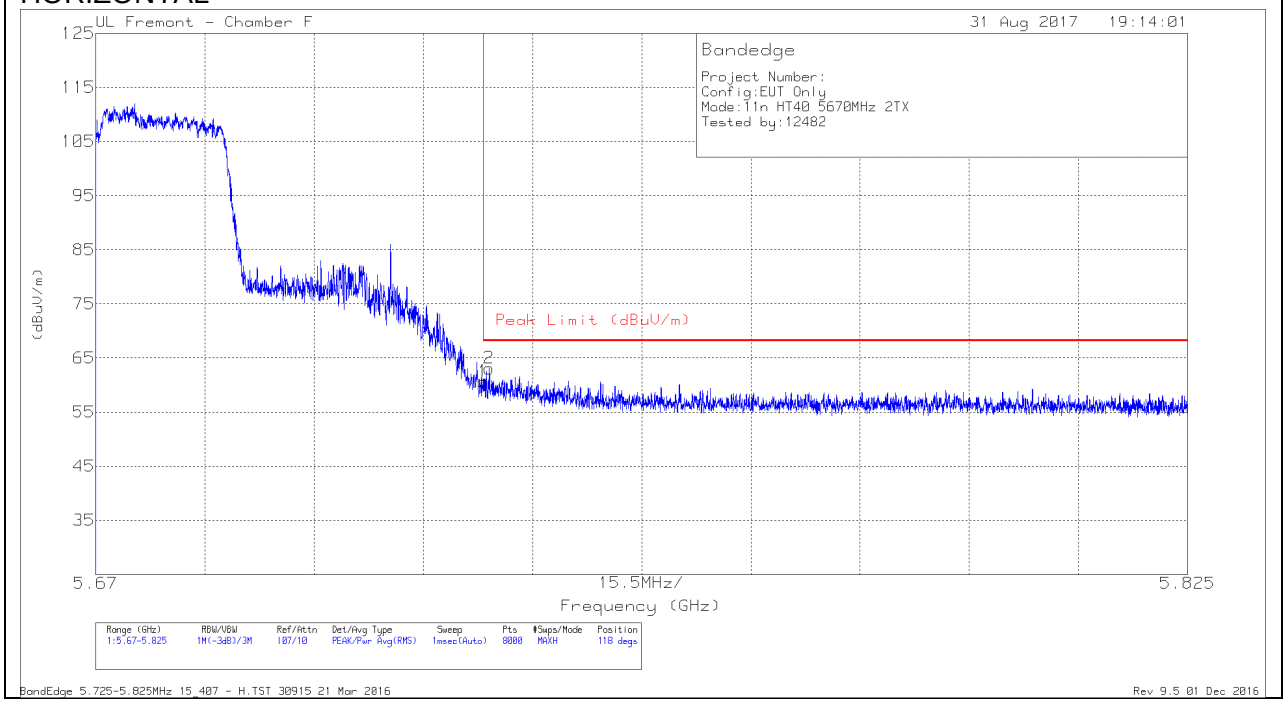

Marker	Frequency (GHz)	Meter Reading (dBuV)	Det	AF T119 (dB/m)	Amp/Cbl/Fltr/Pad (dB)	DC Corr (dB)	Corrected Reading (dBuV/m)	Peak Limit (dBuV/m)	PK Margin (dB)	Azimuth (Degs)	Height (cm)	Polarity
1	5.725	43.6	Pk	35	-18	0	60.6	68.2	-7.6	118	287	H
2	5.726	46.09	Pk	35	-18	0	63.09	68.2	-5.11	118	287	H

Pk - Peak detector

UL VERIFICATION SERVICES INC. FORM NO: CCSUP4701J
47173 BENICIA STREET, FREMONT, CA 94538, USA TEL: (510) 771-1000 FAX: (510) 661-0888
This report shall not be reproduced except in full, without the written approval of UL Verification Services Inc.

VERTICAL

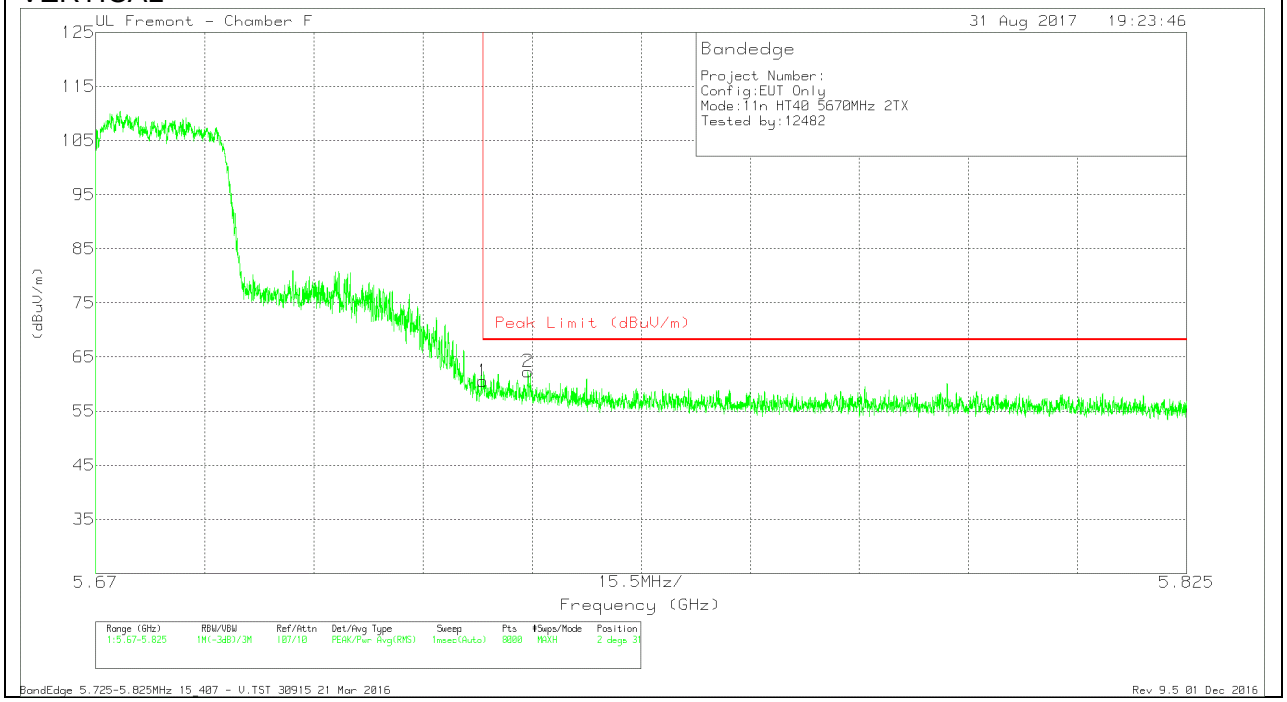

Marker	Frequency (GHz)	Meter Reading (dBuV)	Det	AF T119 (dB/m)	Amp/Cbl/Fltr/Pad (dB)	DC Corr (dB)	Corrected Reading (dBuV/m)	Peak Limit (dBuV/m)	PK Margin (dB)	Azimuth (Degs)	Height (cm)	Polarity
1	5.725	43.56	Pk	35	-18	0	60.56	68.2	-7.64	2	319	V
2	5.731	45.3	Pk	35	-18	0	62.3	68.2	-5.9	2	319	V

Pk - Peak detector

UL VERIFICATION SERVICES INC. FORM NO: CCSUP4701J
47173 BENICIA STREET, FREMONT, CA 94538, USA TEL: (510) 771-1000 FAX: (510) 661-0888
This report shall not be reproduced except in full, without the written approval of UL Verification Services Inc.

HARMONICS AND SPURIOUS EMISSIONS

LOW CHANNEL RESULTS

VERTICAL

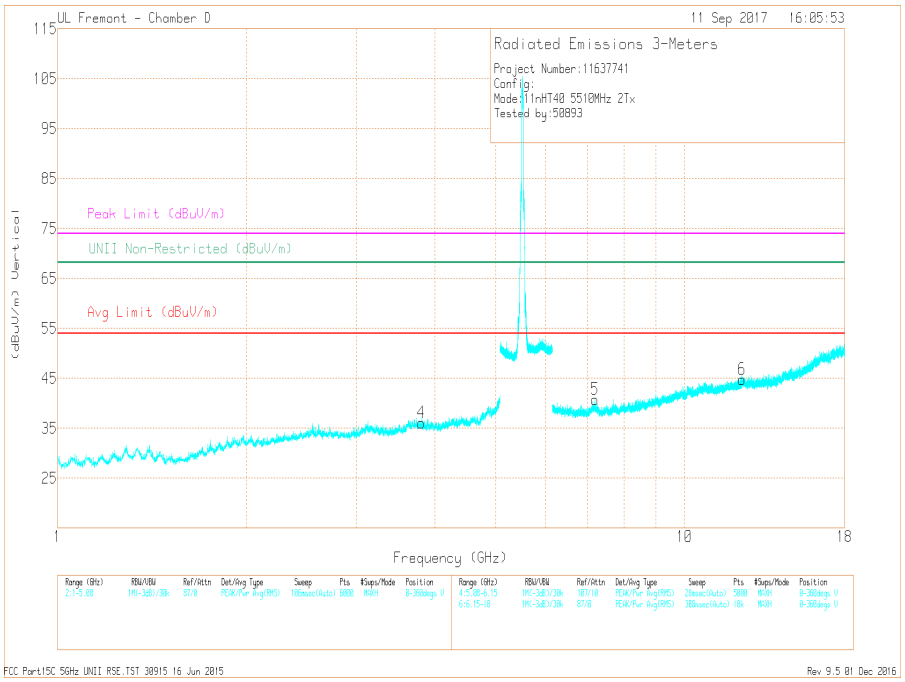

HORIZONTAL

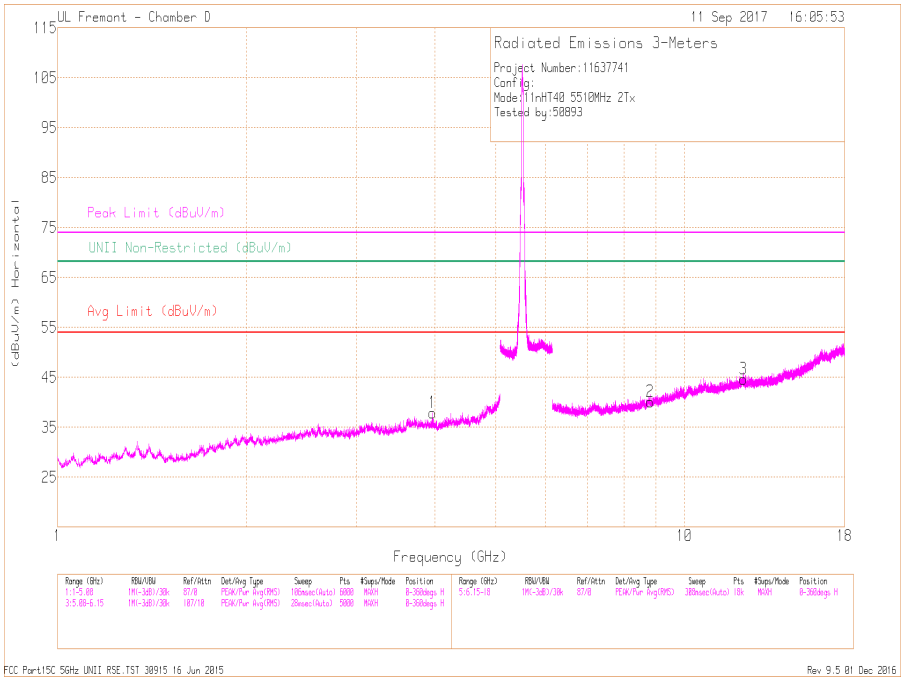

This report shall not be reproduced except in full, without the written approval of UL Verification Services Inc.

RADIATED EMISSIONS

Marker	Frequency (GHz)	Meter Reading (dBuV)	Det	AF T711 (dB/m)	Amp/Cbl/Fltr/Pad (dB)	DC Corr (dB)	Corrected Reading (dBuV/m)	Avg Limit (dBuV/m)	Margin (dB)	Peak Limit (dBuV/m)	PK Margin (dB)	UNII Non-Restricted (dBuV/m)	PK Margin (dB)	Azimuth (Degs)	Height (cm)	Polarity
1	* 3.961	37.98	PK-U	33.4	-28.1	0	43.28	-	-	74	-30.72	-	-	181	249	H
	* 3.961	26.44	ADR	33.4	-28.1	.1	31.84	54	-22.16	-	-	-	-	181	249	H
4	* 3.8	38.31	PK-U	33.1	-28.6	0	42.81	-	-	74	-31.19	-	-	0	176	V
	* 3.802	26.7	ADR	33.1	-28.6	.1	31.3	54	-22.7	-	-	-	-	0	176	V
3	* 12.406	34.19	PK-U	38.9	-21	0	52.09	-	-	74	-21.91	-	-	349	348	H
	* 12.426	22.65	ADR	38.9	-21.5	.1	40.15	54	-13.85	-	-	-	-	349	348	H
6	* 12.354	34.71	PK-U	38.9	-20.9	0	52.71	-	-	74	-21.29	-	-	61	142	V
	* 12.326	22.91	ADR	38.8	-21.7	.1	40.11	54	-13.89	-	-	-	-	61	142	V
5	7.213	35.35	PK-U	35.5	-24	0	46.85	-	-	-	-	68.2	-21.35	73	270	V
2	8.802	34.93	PK-U	35.9	-22.8	0	48.03	-	-	-	-	68.2	-20.17	167	301	H

* - indicates frequency in CFR47 Pt 15 / IC RSS-Restricted Band
PK-U - U-NII: Maximum Peak
ADR - U-NII AD primary method, RMS average

UL VERIFICATION SERVICES INC. FORM NO: CCSUP4701J
47173 BENICIA STREET, FREMONT, CA 94538, USA TEL: (510) 771-1000 FAX: (510) 661-0888
This report shall not be reproduced except in full, without the written approval of UL Verification Services Inc.

MID CHANNEL RESULTS

VERTICAL

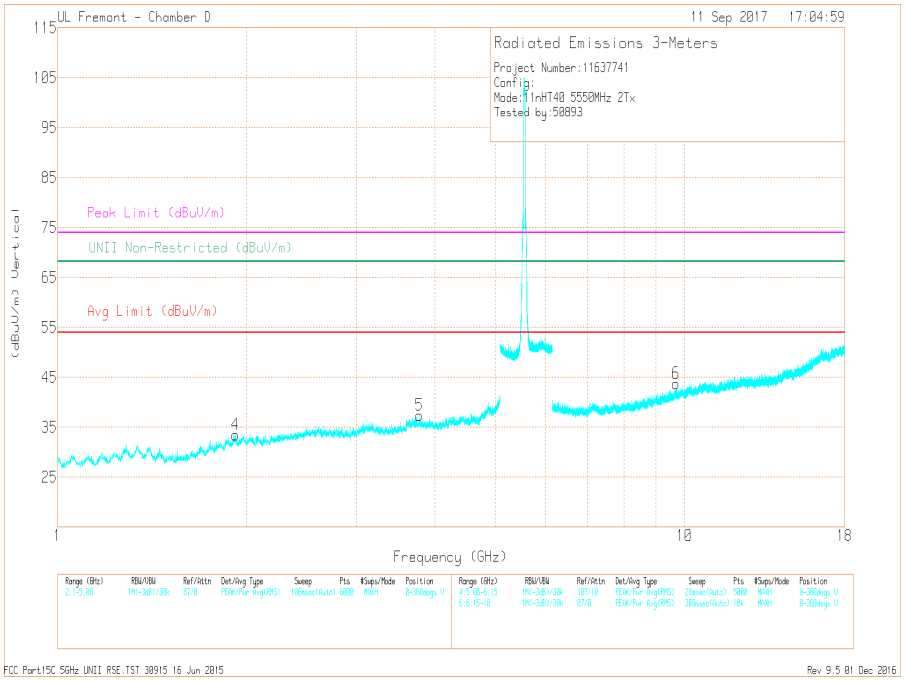

HORIZONTAL

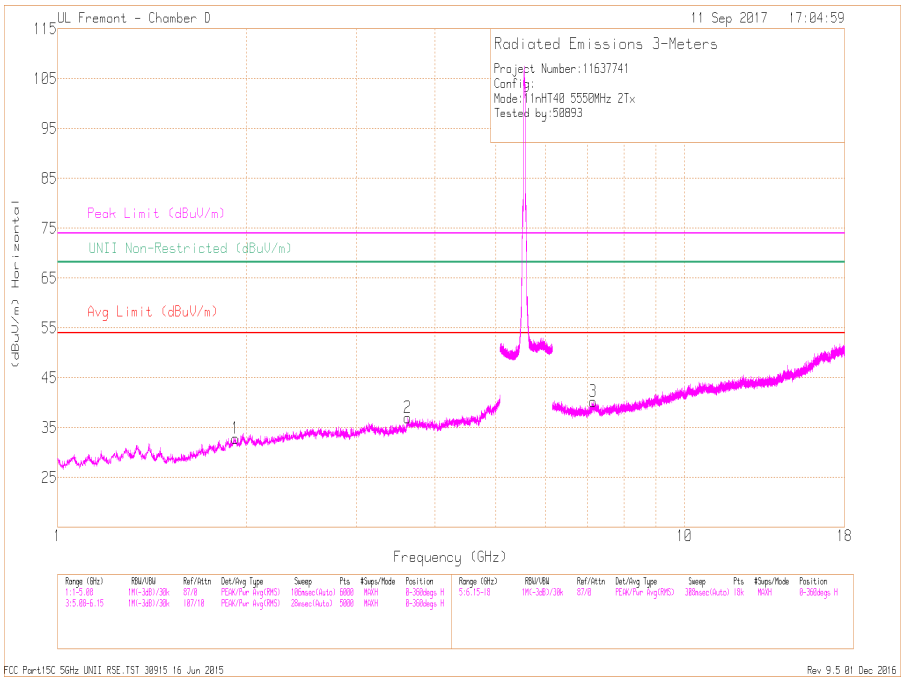

This report shall not be reproduced except in full, without the written approval of UL Verification Services Inc.

RADIATED EMISSIONS

Marker	Frequency (GHz)	Meter Reading (dBuV)	Det	AF T711 (dB/m)	Amp/Cbl/Fltr/Pad (dB)	DC Corr (dB)	Corrected Reading (dBuV/m)	Avg Limit (dBuV/m)	Margin (dB)	Peak Limit (dBuV/m)	PK Margin (dB)	UNII Non-Restricted (dBuV/m)	PK Margin (dB)	Azimuth (Degs)	Height (cm)	Polarity
2	* 3.617	38.69	PK-U	33.1	-29	0	42.79	-	-	74	-31.21	-	-	151	343	H
	* 3.62	26.9	ADR	33.1	-29	.1	31.1	54	-22.9	-	-	-	-	151	343	H
5	* 3.781	38.26	PK-U	33.1	-28.6	0	42.76	-	-	74	-31.24	-	-	339	198	V
	* 3.781	26.91	ADR	33.1	-28.6	.1	31.51	54	-22.49	-	-	-	-	339	198	V
1	1.922	40.55	PK-U	31.3	-31.3	0	40.55	-	-	-	-	68.2	-27.65	195	239	H
4	1.922	41.06	PK-U	31.3	-31.3	0	41.06	-	-	-	-	68.2	-27.14	195	368	V
3	7.158	35.82	PK-U	35.5	-23.9	0	47.42	-	-	-	-	68.2	-20.78	224	119	H
6	9.685	34.3	PK-U	36.7	-21.7	0	49.3	-	-	-	-	68.2	-18.9	72	370	V

* - indicates frequency in CFR47 Pt 15 / IC RSS-Restricted Band
PK-U - U-NII: Maximum Peak
ADR - U-NII AD primary method, RMS average

UL VERIFICATION SERVICES INC. FORM NO: CCSUP4701J
47173 BENICIA STREET, FREMONT, CA 94538, USA TEL: (510) 771-1000 FAX: (510) 661-0888
This report shall not be reproduced except in full, without the written approval of UL Verification Services Inc.

HIGH CHANNEL RESULTS

VERTICAL

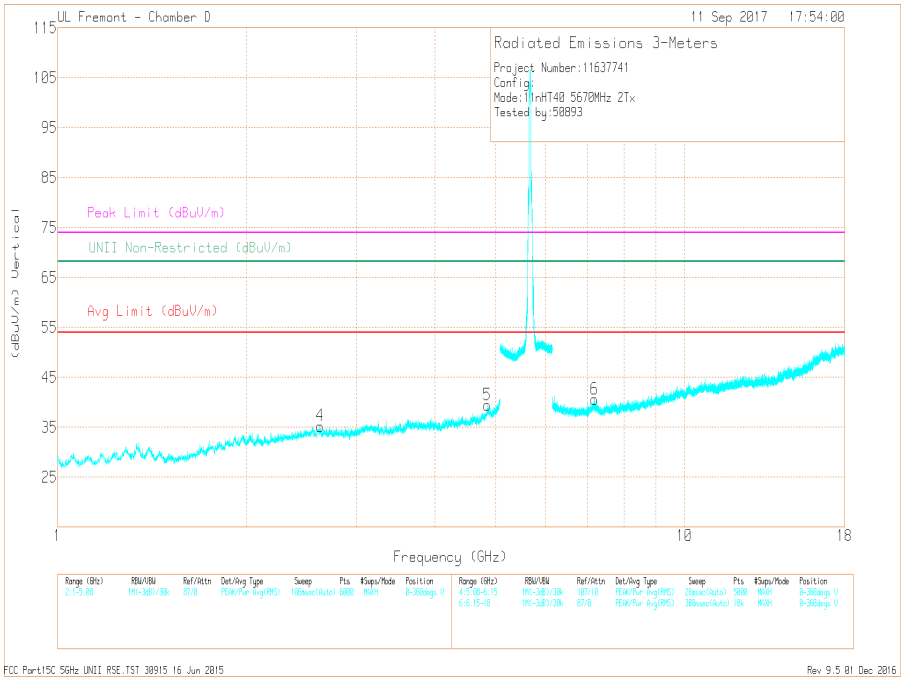

HORIZONTAL

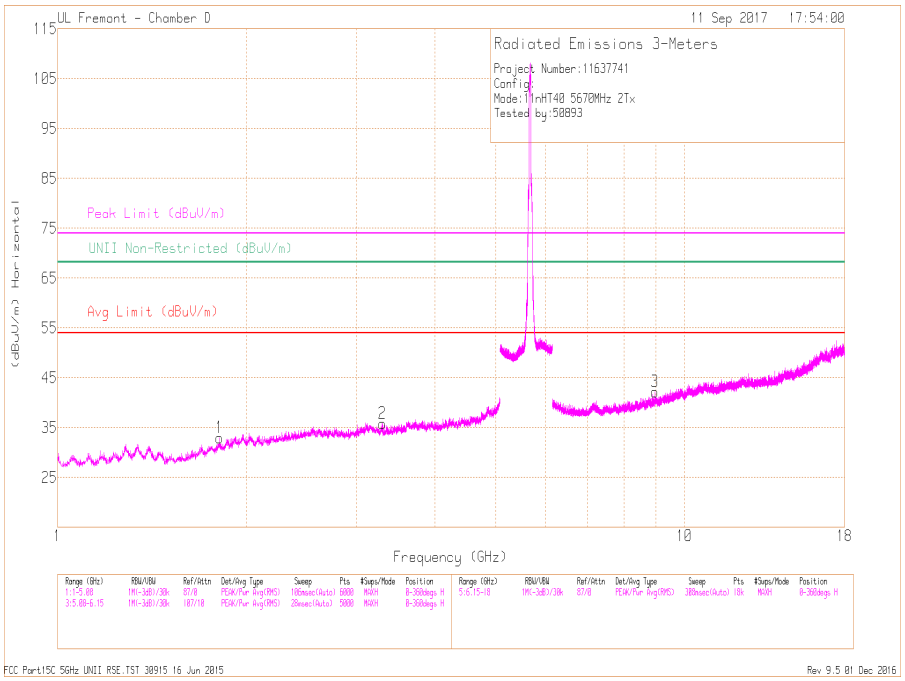

This report shall not be reproduced except in full, without the written approval of UL Verification Services Inc.

RADIATED EMISSIONS

Marker	Frequency (GHz)	Meter Reading (dBuV)	Det	AF T711 (dB/m)	Amp/Cbl/Fltr/Pad (dB)	DC Corr (dB)	Corrected Reading (dBuV/m)	Avg Limit (dBuV/m)	Margin (dB)	Peak Limit (dBuV/m)	PK Margin (dB)	UNII Non-Restricted (dBuV/m)	PK Margin (dB)	Azimuth (Degs)	Height (cm)	Polarity
5	* 4.85	37.55	PK-U	34	-25.8	0	45.75	-	-	74	-28.25	-	-	244	147	V
	* 4.85	25.48	ADR	34	-25.8	.1	33.78	54	-20.22	-	-	-	-	244	147	V
1	1.816	41.07	PK-U	30.5	-31.3	0	40.27	-	-	-	-	68.2	-27.93	78	151	H
	1.812	28.57	ADR	30.4	-31.2	.1	27.87	-	-	-	-	-	-	78	151	H
	1.816	41.07	PK-U	30.5	-31.3	0	40.27	-	-	-	-	68.2	-27.93	78	151	H
4	2.622	39.53	PK-U	32.7	-29.9	0	42.33	-	-	-	-	68.2	-25.87	339	166	V
2	3.298	39.47	PK-U	32.8	-29.3	0	42.97	-	-	-	-	68.2	-25.23	223	274	H
6	7.173	35.45	PK-U	35.5	-24.2	0	46.75	-	-	-	-	68.2	-21.45	3	212	V
3	8.953	35.17	PK-U	36	-22.8	0	48.37	-	-	-	-	68.2	-19.83	85	239	H

* - indicates frequency in CFR47 Pt 15 / IC RSS-Restricted Band
PK-U - U-NII: Maximum Peak
ADR - U-NII AD primary method, RMS average

UL VERIFICATION SERVICES INC. FORM NO: CCSUP4701J
47173 BENICIA STREET, FREMONT, CA 94538, USA TEL: (510) 771-1000 FAX: (510) 661-0888
This report shall not be reproduced except in full, without the written approval of UL Verification Services Inc.

CHANNEL 142 RESULTS

VERTICAL

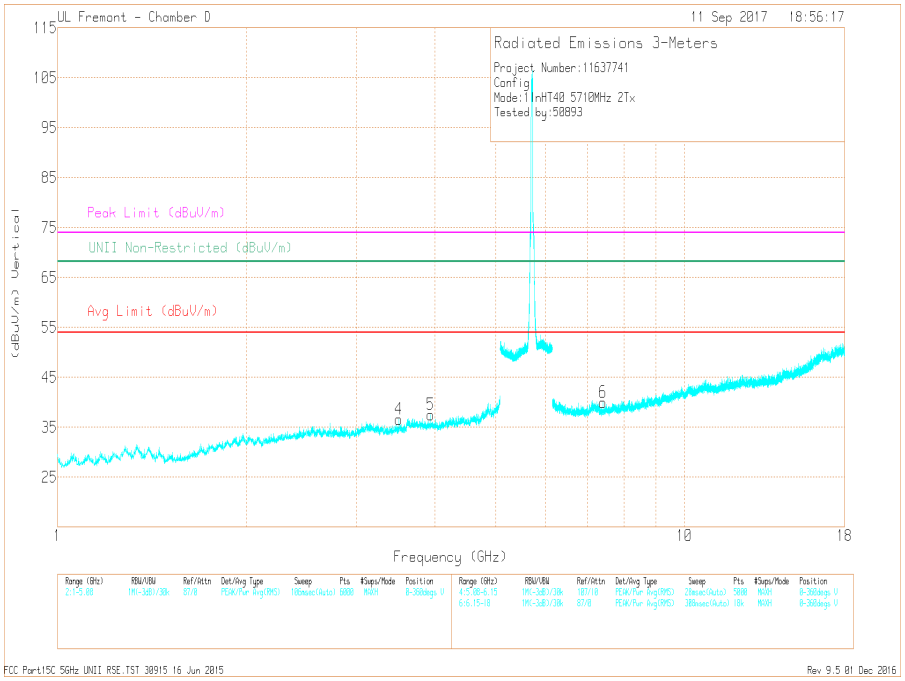

HORIZONTAL

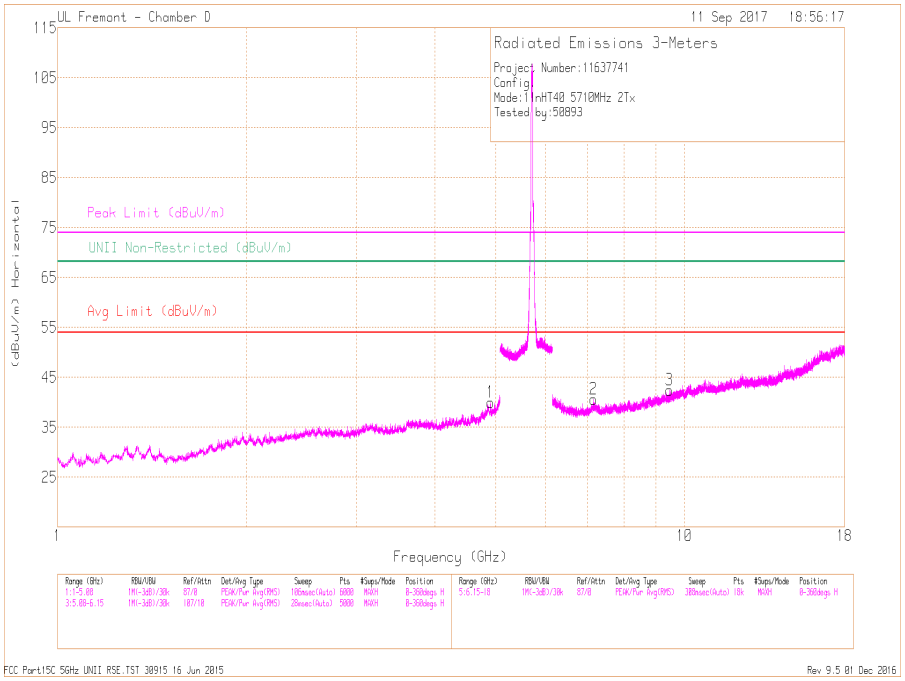

This report shall not be reproduced except in full, without the written approval of UL Verification Services Inc.

RADIATED EMISSIONS

Marker	Frequency (GHz)	Meter Reading (dBuV)	Det	AF T711 (dB/m)	Amp/Cbl/Fltr/Pad (dB)	DC Corr (dB)	Corrected Reading (dBuV/m)	Avg Limit (dBuV/m)	Margin (dB)	Peak Limit (dBuV/m)	PK Margin (dB)	UNII Non-Restricted (dBuV/m)	PK Margin (dB)	Azimuth (Degs)	Height (cm)	Polarity
1	* 4.911	37.67	PK-U	34	-26.4	0	45.27	-	-	74	-28.73	-	-	205	103	H
	* 4.921	25.89	ADR	34.1	-26.4	.1	33.69	54	-20.31	-	-	-	-	205	103	H
4	* 3.503	38.93	PK-U	33	-28.7	0	43.23	-	-	74	-30.77	-	-	260	126	V
	* 3.506	26.81	ADR	33	-28.6	.1	31.31	54	-22.69	-	-	-	-	260	126	V
5	* 3.953	38.15	PK-U	33.4	-27.9	0	43.65	-	-	74	-30.35	-	-	244	265	V
	* 3.949	26.58	ADR	33.4	-28.1	.1	31.98	54	-22.02	-	-	-	-	244	265	V
2	* 9.46	34.57	PK-U	36.4	-21.6	0	49.37	-	-	74	-24.63	-	-	3	196	H
	* 9.444	22.22	ADR	36.4	-21.6	.1	37.12	54	-16.88	-	-	-	-	3	196	H
6	* 7.396	35.82	PK-U	35.5	-25.3	0	46.02	-	-	74	-27.98	-	-	182	351	V
	* 7.404	24.17	ADR	35.5	-25.2	.1	34.57	54	-19.43	-	-	-	-	182	351	V
3	7.146	35.51	PK-U	35.5	-24	0	47.01	-	-	-	-	68.2	-21.19	121	265	H

* - indicates frequency in CFR47 Pt 15 / IC RSS-Restricted Band
PK-U - U-NII: Maximum Peak
ADR - U-NII AD primary method, RMS average

UL VERIFICATION SERVICES INC. FORM NO: CCSUP4701J
47173 BENICIA STREET, FREMONT, CA 94538, USA TEL: (510) 771-1000 FAX: (510) 661-0888
This report shall not be reproduced except in full, without the written approval of UL Verification Services Inc.

11.1.9. TX ABOVE 1 GHz 802.11ac VHT80 MODE IN THE 5.6 GHz BAND

1TX Antenna A

BANDEDGE (LOW CHANNEL)

HORIZONTAL RESULT

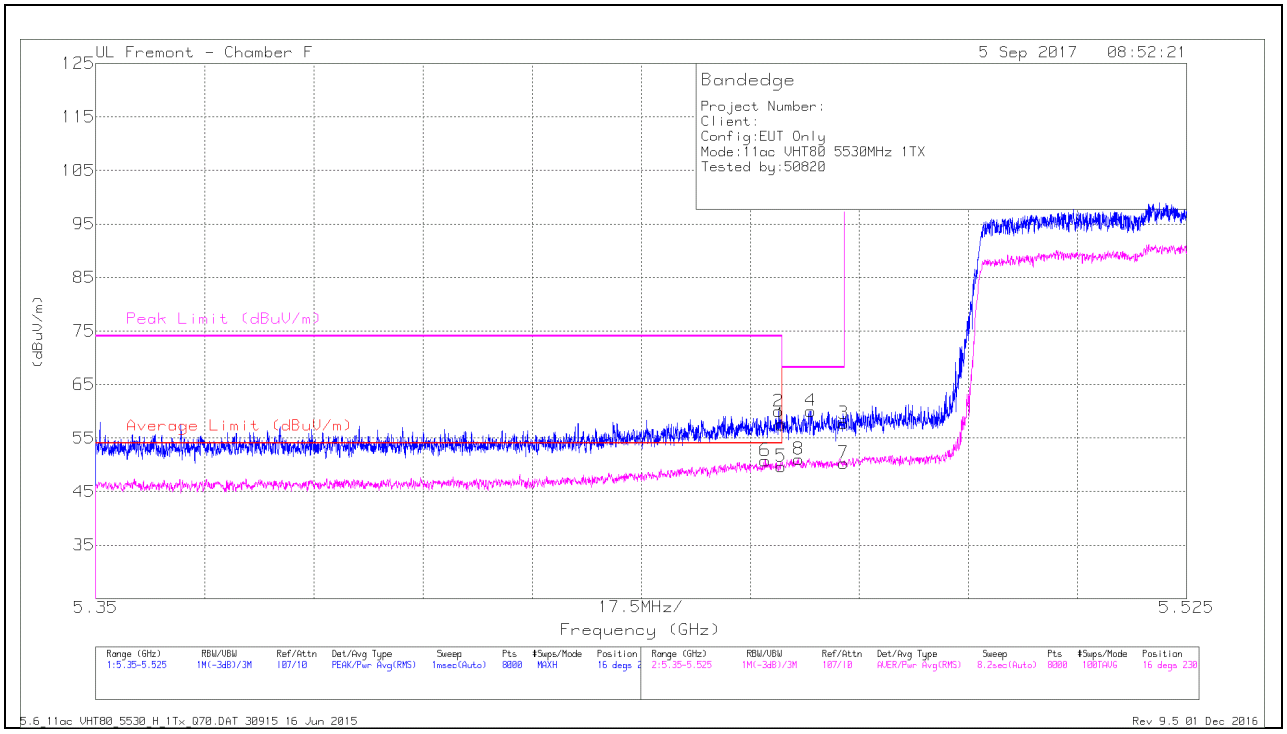

Marker	Frequency (GHz)	Meter Reading (dBuV)	Det	AF T119 (dB/m)	Amp/Cbl/Fltr/Pad (dB)	DC Corr (dB)	Corrected Reading (dBuV/m)	Average Limit (dBuV/m)	Margin (dB)	Peak Limit (dBuV/m)	PK Margin (dB)	Azimuth (Degs)	Height (cm)	Polarity
1	* 5.46	41.43	Pk	34.8	-18.7	0	57.53	-	-	74	-16.47	16	230	H
2	* 5.46	43.9	Pk	34.8	-18.7	0	60	-	-	74	-14	16	230	H
3	5.47	41.63	Pk	34.8	-18.7	0	57.73	-	-	68.2	-10.47	16	230	H
4	5.465	43.97	Pk	34.8	-18.7	0	60.07	-	-	68.2	-8.13	16	230	H
5	* 5.46	33.59	RMS	34.8	-18.7	.19	49.88	54	-4.12	-	-	16	230	H
6	* 5.457	34.77	RMS	34.8	-18.8	.19	50.96	54	-3.04	-	-	16	230	H
7	5.47	34.21	RMS	34.8	-18.7	.19	50.50	-	-	-	-	16	230	H
8	5.463	34.92	RMS	34.8	-18.7	.19	51.21	-	-	-	-	16	230	H

* - indicates frequency in CFR47 Pt 15 / IC RSS-Restricted Band
Pk - Peak detector
RMS - RMS detection

This report shall not be reproduced except in full, without the written approval of UL Verification Services Inc.

VERTICAL RESULT

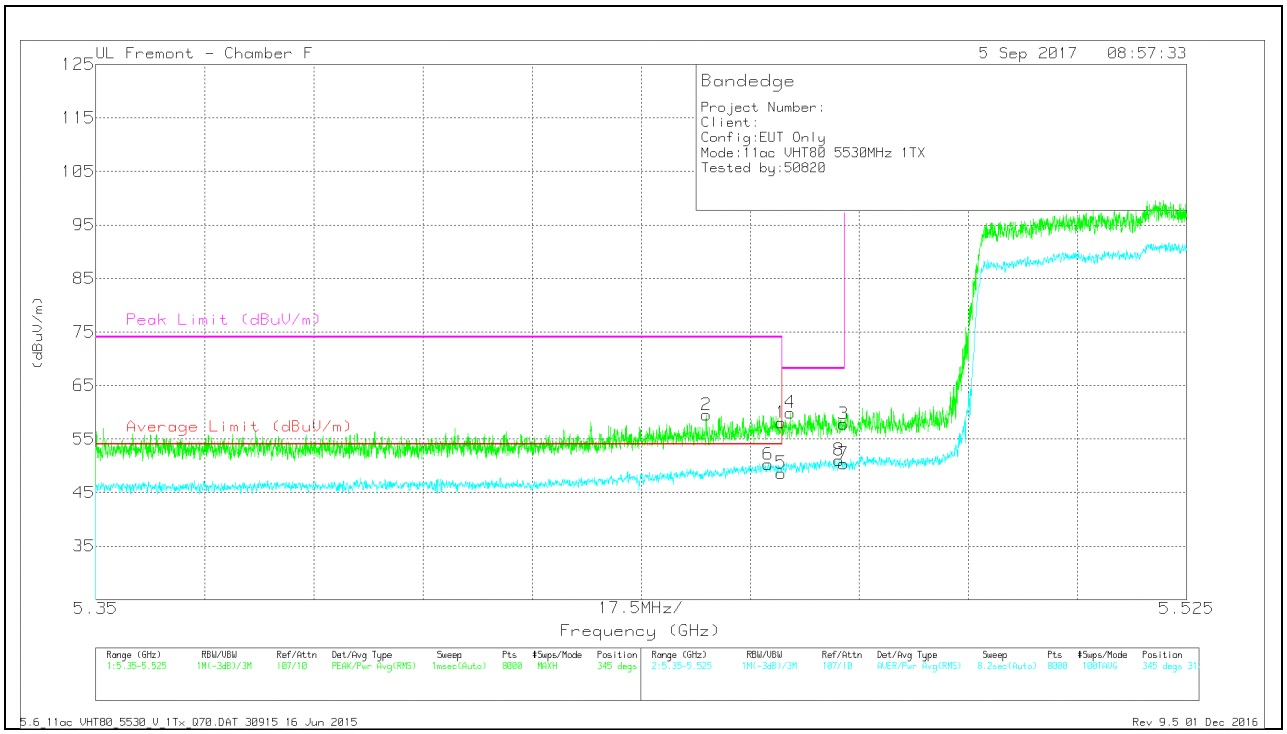

Marker	Frequency (GHz)	Meter Reading (dBuV)	Det	AF T119 (dB/m)	Amp/Cbl/Fltr/Pad (dB)	DC Corr (dB)	Corrected Reading (dBuV/m)	Average Limit (dBuV/m)	Margin (dB)	Peak Limit (dBuV/m)	PK Margin (dB)	Azimuth (Degs)	Height (cm)	Polarity
1	* 5.46	41.94	Pk	34.8	-18.7	0	58.04	-	-	74	-15.96	345	312	V
2	* 5.448	43.41	Pk	34.8	-18.7	0	59.51	-	-	74	-14.49	345	312	V
3	5.47	41.71	Pk	34.8	-18.7	0	57.81	-	-	68.2	-10.39	345	312	V
4	5.461	43.82	Pk	34.8	-18.7	0	59.92	-	-	68.2	-8.28	345	312	V
5	* 5.46	32.51	RMS	34.8	-18.7	.19	48.80	54	-5.20	-	-	345	312	V
6	* 5.458	34.15	RMS	34.8	-18.7	.19	50.44	54	-3.56	-	-	345	312	V
7	5.47	34.27	RMS	34.8	-18.7	.19	50.56	-	-	-	-	345	312	V
8	5.469	34.92	RMS	34.8	-18.7	.19	51.21	-	-	-	-	345	312	V

* - indicates frequency in CFR47 Pt 15 / IC RSS-Restricted Band
Pk - Peak detector
RMS - RMS detection

This report shall not be reproduced except in full, without the written approval of UL Verification Services Inc.

BANDEDGE (HIGH CHANNEL)

HORIZONTAL RESULT

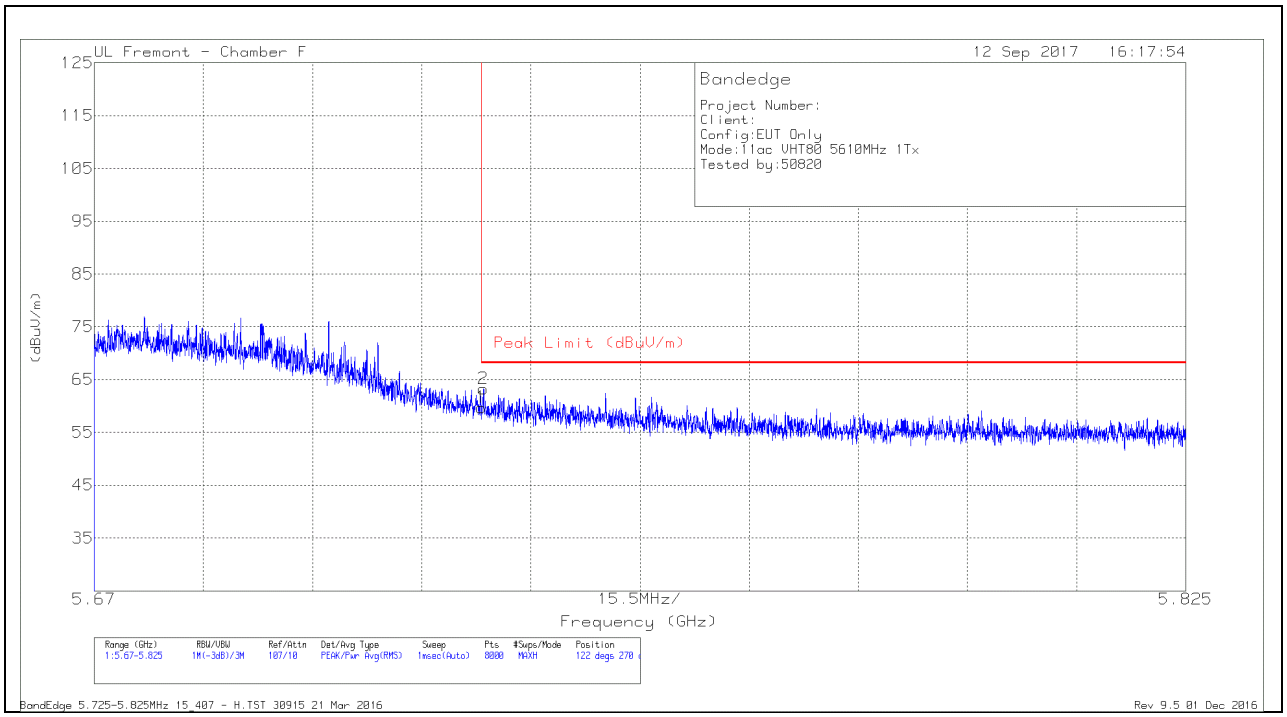

Marker	Frequency (GHz)	Meter Reading (dBuV)	Det	AF T119 (dB/m)	Amp/Cbl/ Fltr/Pad (dB)	Corrected Reading (dBuV/m)	Peak Limit (dBuV/m)	PK Margin (dB)	Azimuth (Degs)	Height (cm)	Polarity
1	5.725	42.7	Pk	35	-18	59.7	68.2	-8.5	122	270	H
2	5.725	46.26	Pk	35	-18	63.26	68.2	-4.94	122	270	H

Pk - Peak detector

UL VERIFICATION SERVICES INC. FORM NO: CCSUP4701J
47173 BENICIA STREET, FREMONT, CA 94538, USA TEL: (510) 771-1000 FAX: (510) 661-0888
This report shall not be reproduced except in full, without the written approval of UL Verification Services Inc.

VERTICAL RESULT

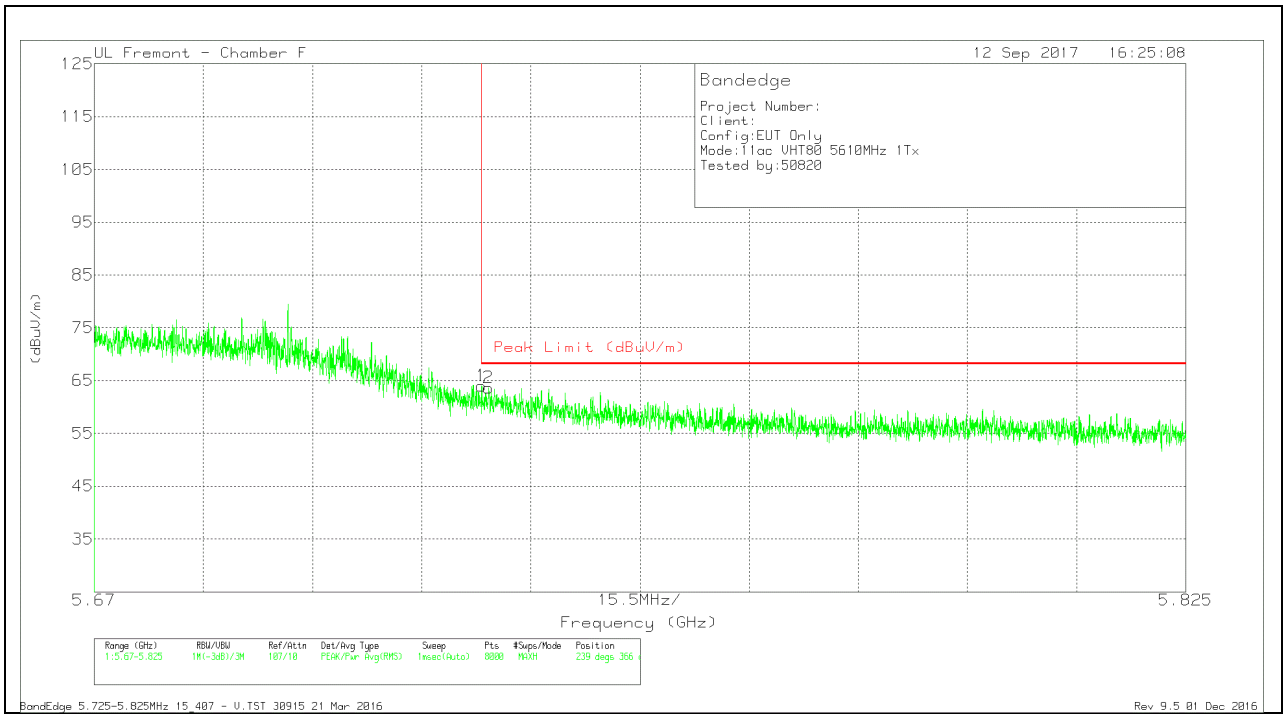

Marker	Frequency (GHz)	Meter Reading (dBuV)	Det	AF T119 (dB/m)	Amp/Cbl/ Fltr/Pad (dB)	Corrected Reading (dBuV/m)	Peak Limit (dBuV/m)	PK Margin (dB)	Azimuth (Degs)	Height (cm)	Polarity
1	5.725	46.97	Pk	35	-18	63.97	68.2	-4.23	239	366	V
2	5.726	46.66	Pk	35	-18	63.66	68.2	-4.54	239	366	V

Pk - Peak detector

UL VERIFICATION SERVICES INC. FORM NO: CCSUP4701J
47173 BENICIA STREET, FREMONT, CA 94538, USA TEL: (510) 771-1000 FAX: (510) 661-0888
This report shall not be reproduced except in full, without the written approval of UL Verification Services Inc.

1TX Antenna B

BANDEDGE (LOW CHANNEL)

HORIZONTAL RESULT

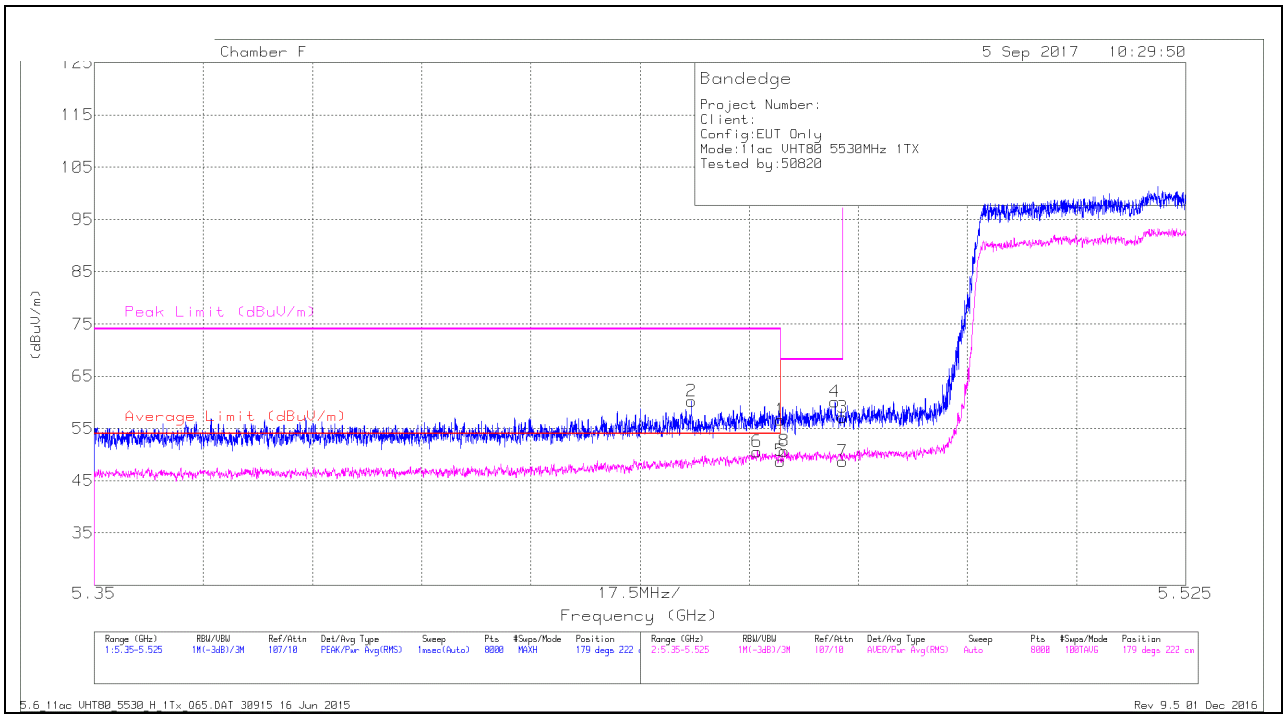

Marker	Frequency (GHz)	Meter Reading (dBuV)	Det	AF T119 (dB/m)	Amp/Cbl/Fltr/Pad (dB)	DC Corr (dB)	Corrected Reading (dBuV/m)	Average Limit (dBuV/m)	Margin (dB)	Peak Limit (dBuV/m)	PK Margin (dB)	Azimuth (Degs)	Height (cm)	Polarity
1	* 5.46	40.56	Pk	34.8	-18.7	0	56.66	-	-	74	-17.34	179	222	H
2	* 5.446	44.17	Pk	34.8	-18.8	0	60.17	-	-	74	-13.83	179	222	H
3	5.47	41	Pk	34.8	-18.7	0	57.1	-	-	68.2	-11.1	179	222	H
4	5.469	44.04	Pk	34.8	-18.7	0	60.14	-	-	68.2	-8.06	179	222	H
5	* 5.46	32.64	RMS	34.8	-18.7	0.19	48.93	54	-5.07	-	-	179	222	H
6	* 5.456	34.46	RMS	34.8	-18.7	0.19	50.75	54	-3.25	-	-	179	222	H
7	5.47	32.62	RMS	34.8	-18.7	0.19	48.91	-	-	-	-	179	222	H
8	5.461	34.55	RMS	34.8	-18.7	0.19	50.84	-	-	-	-	179	222	H

* - indicates frequency in CFR47 Pt 15 / IC RSS-Restricted Band
Pk - Peak detector
RMS - RMS detection

This report shall not be reproduced except in full, without the written approval of UL Verification Services Inc.

VERTICAL RESULT

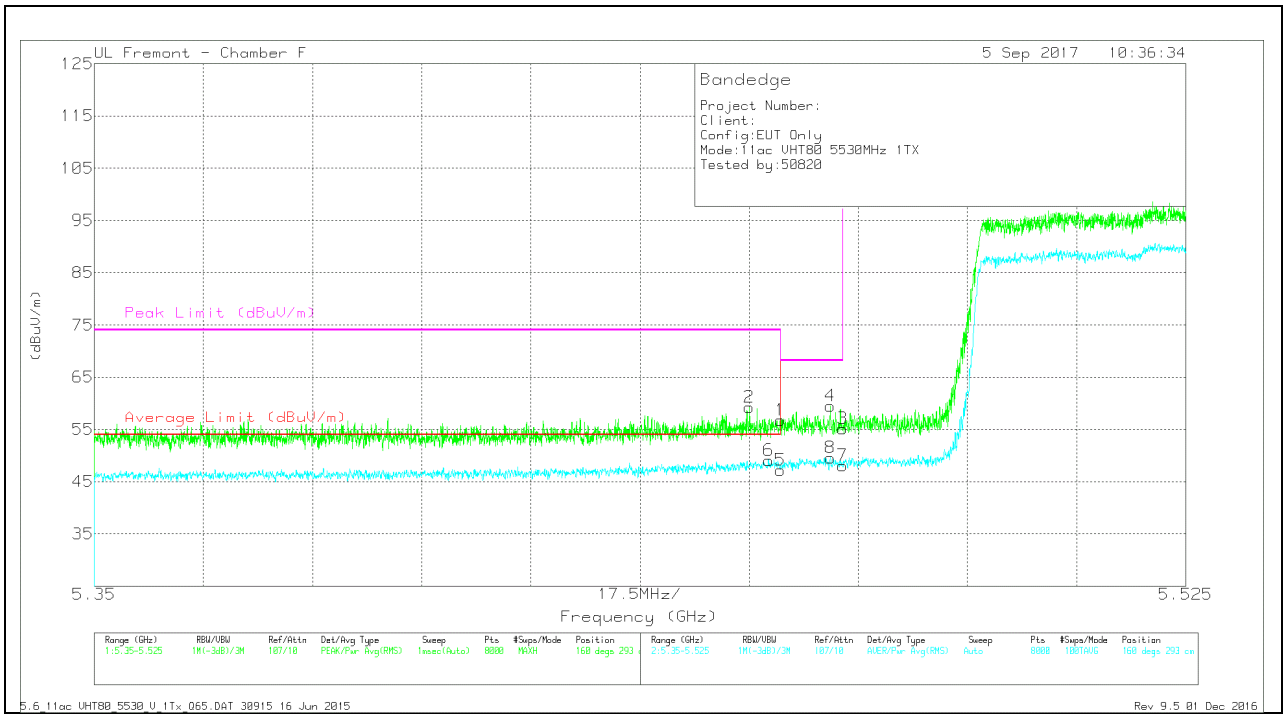

Marker	Frequency (GHz)	Meter Reading (dBuV)	Det	AF T119 (dB/m)	Amp/Cbl/Fltr/Pad (dB)	DC Corr (dB)	Corrected Reading (dBuV/m)	Average Limit (dBuV/m)	Margin (dB)	Peak Limit (dBuV/m)	PK Margin (dB)	Azimuth (Degs)	Height (cm)	Polarity
1	* 5.46	40.66	Pk	34.8	-18.7	0	56.76	-	-	74	-17.24	160	293	V
2	* 5.455	43.12	Pk	34.8	-18.7	0	59.22	-	-	74	-14.78	160	293	V
3	5.47	39.08	Pk	34.8	-18.7	0	55.18	-	-	68.2	-13.02	160	293	V
4	5.468	43.45	Pk	34.8	-18.8	0	59.45	-	-	68.2	-8.75	160	293	V
5	* 5.46	31.11	RMS	34.8	-18.7	0.19	47.40	54	-6.60	-	-	160	293	V
6	* 5.458	32.95	RMS	34.8	-18.7	0.19	49.24	54	-4.76	-	-	160	293	V
7	5.47	31.97	RMS	34.8	-18.7	0.19	48.26	-	-	-	-	160	293	V
8	5.468	33.6	RMS	34.8	-18.8	0.19	49.79	-	-	-	-	160	293	V

* - indicates frequency in CFR47 Pt 15 / IC RSS-Restricted Band
Pk - Peak detector
RMS - RMS detection

UL VERIFICATION SERVICES INC. FORM NO: CCSUP4701J
47173 BENICIA STREET, FREMONT, CA 94538, USA TEL: (510) 771-1000 FAX: (510) 661-0888
This report shall not be reproduced except in full, without the written approval of UL Verification Services Inc.

BANDEDGE (HIGH CHANNEL)

HORIZONTAL RESULT

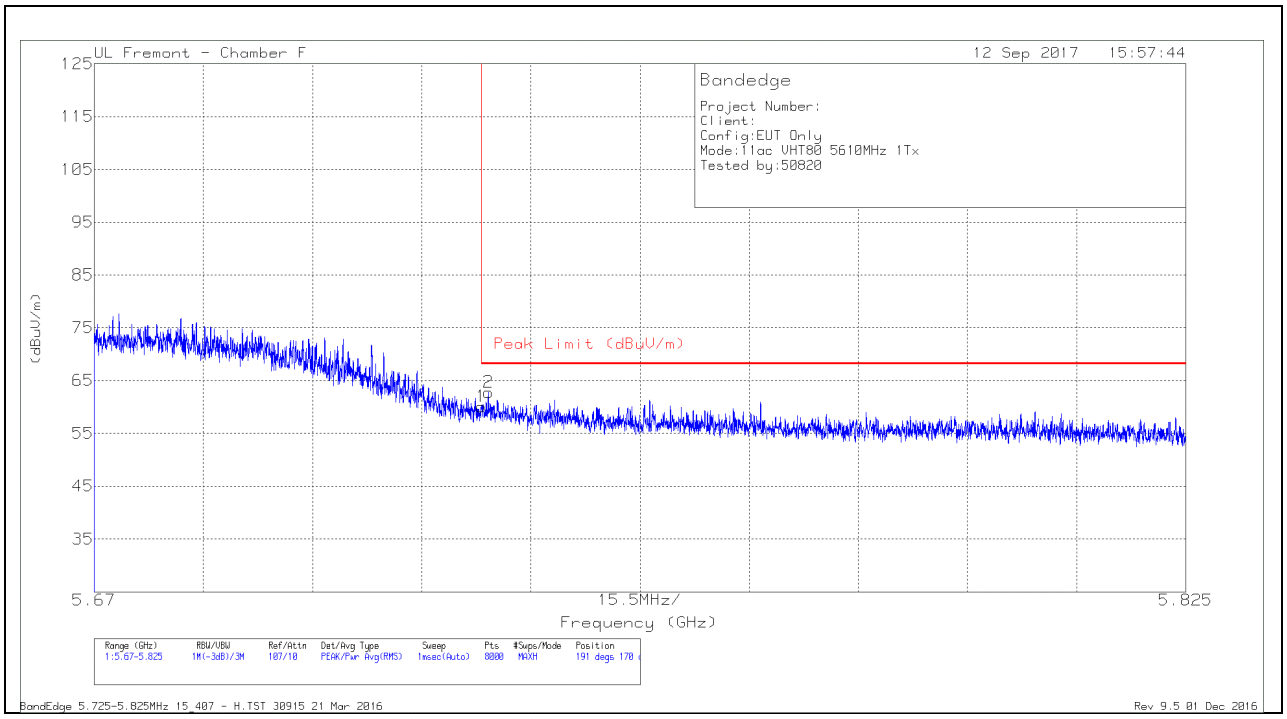

Marker	Frequency (GHz)	Meter Reading (dBuV)	Det	AF T119 (dB/m)	Amp/Cbl /Fltr/Pad (dB)	Corrected Reading (dBuV/m)	Peak Limit (dBuV/m)	PK Margin (dB)	Azimuth (Degs)	Height (cm)	Polarity
1	5.725	43.03	Pk	35	-18	60.03	68.2	-8.17	191	170	H
2	5.726	45.79	Pk	35	-18	62.79	68.2	-5.41	191	170	H

Pk - Peak detector

UL VERIFICATION SERVICES INC. FORM NO: CCSUP4701J
47173 BENICIA STREET, FREMONT, CA 94538, USA TEL: (510) 771-1000 FAX: (510) 661-0888
This report shall not be reproduced except in full, without the written approval of UL Verification Services Inc.

VERTICAL RESULT

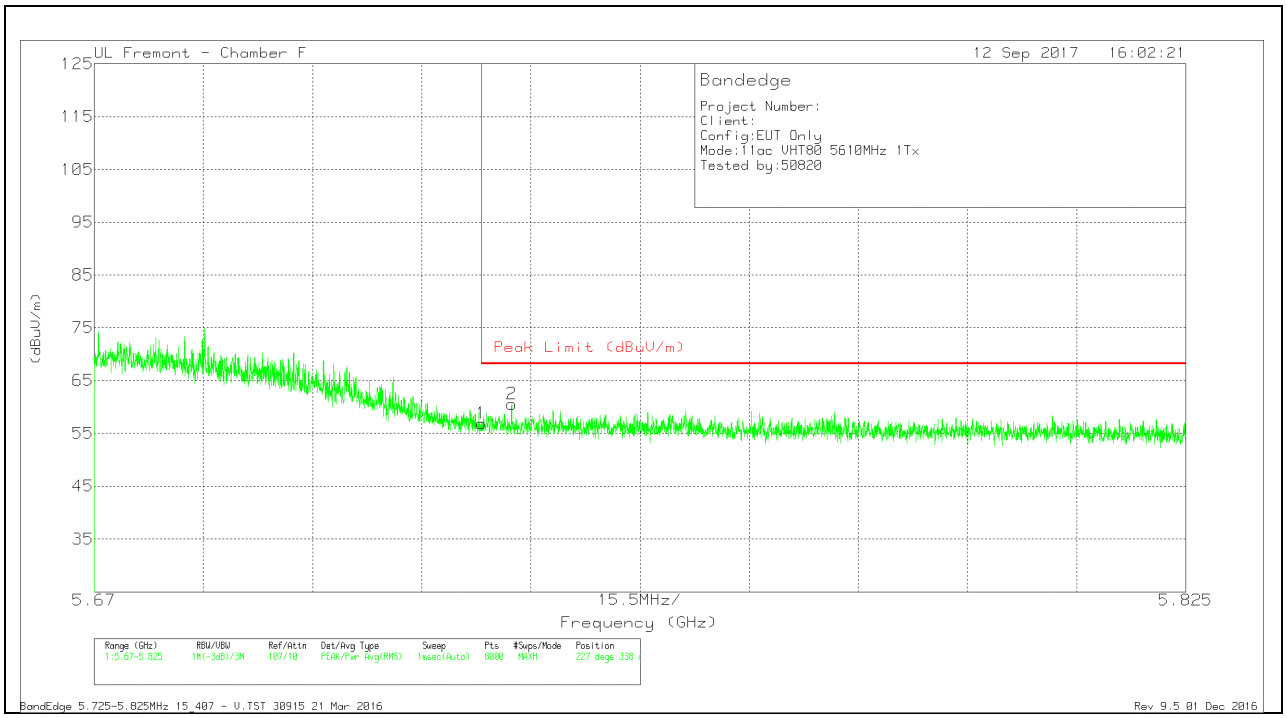

Marker	Frequency (GHz)	Meter Reading (dBuV)	Det	AF T119 (dB/m)	Amp/Cbl/ Fltr/Pad (dB)	Corrected Reading (dBuV/m)	Peak Limit (dBuV/m)	PK Margin (dB)	Azimuth (Degs)	Height (cm)	Polarity
1	5.725	39.92	Pk	35	-18	56.92	68.2	-11.28	227	338	V
2	5.729	43.55	Pk	35	-18	60.55	68.2	-7.65	227	338	V

Pk - Peak detector

UL VERIFICATION SERVICES INC. FORM NO: CCSUP4701J
47173 BENICIA STREET, FREMONT, CA 94538, USA TEL: (510) 771-1000 FAX: (510) 661-0888
This report shall not be reproduced except in full, without the written approval of UL Verification Services Inc.

2TX Antenna A + Antenna B CDD MODE

BANDEDGE (LOW CHANNEL)

HORIZONTAL RESULT

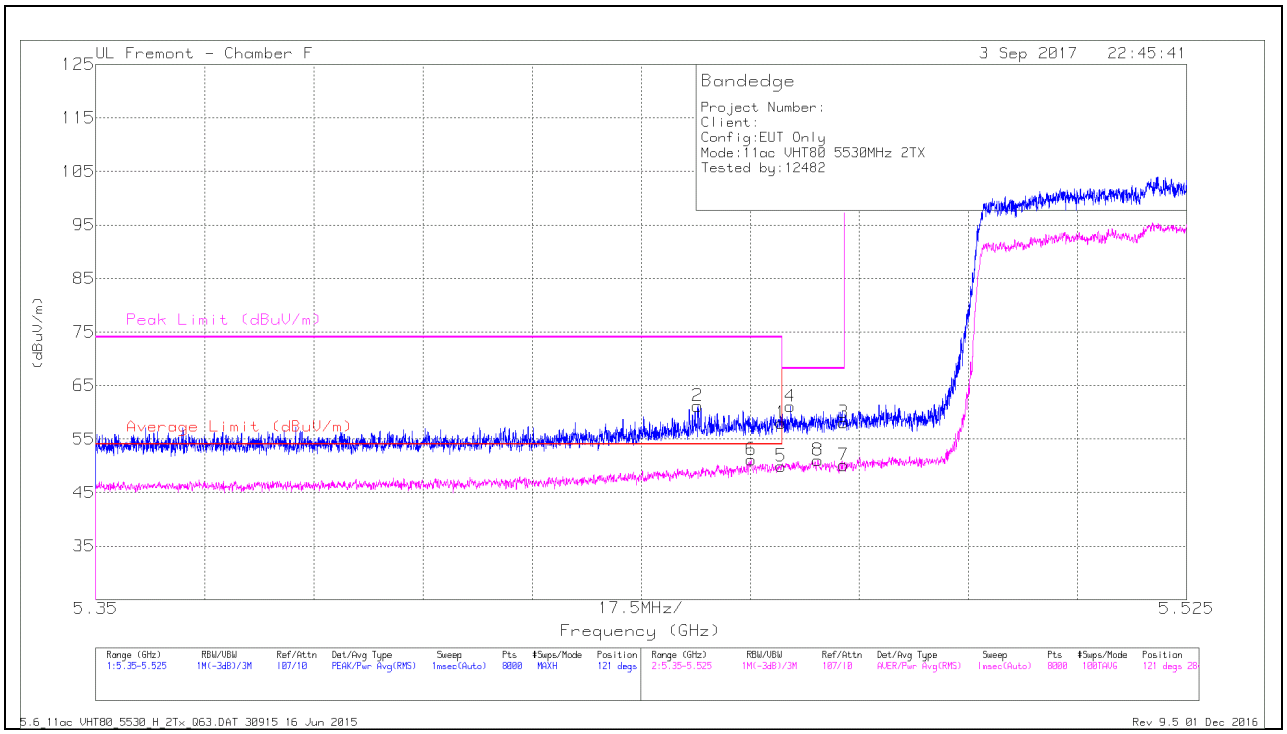

Marker	Frequency (GHz)	Meter Reading (dBuV)	Det	AF T119 (dB/m)	Amp/Cbl/Flt r/Pad (dB)	DC Corr (dB)	Corrected Reading (dBuV/m)	Average Limit (dBuV/m)	Margin (dB)	Peak Limit (dBuV/m)	PK Margin (dB)	Azimuth (Degs)	Height (cm)	Polarity
1	* 5.46	41.87	Pk	34.8	-18.7	0	57.97	-	-	74	-16.03	121	284	H
2	* 5.447	45.18	Pk	34.8	-18.8	0	61.18	-	-	74	-12.82	121	284	H
3	5.47	41.98	Pk	34.8	-18.7	0	58.08	-	-	68.2	-10.12	121	284	H
4	5.461	44.99	Pk	34.8	-18.7	0	61.09	-	-	68.2	-7.11	121	284	H
5	* 5.46	33.63	RMS	34.8	-18.7	.19	49.92	54	-4.08	-	-	121	284	H
6	* 5.455	34.85	RMS	34.8	-18.7	.19	51.14	54	-2.86	-	-	121	284	H

* - indicates frequency in CFR47 Pt 15 / IC RSS-Restricted Band
Pk - Peak detector
RMS - RMS detection

This report shall not be reproduced except in full, without the written approval of UL Verification Services Inc.

VERTICAL RESULT

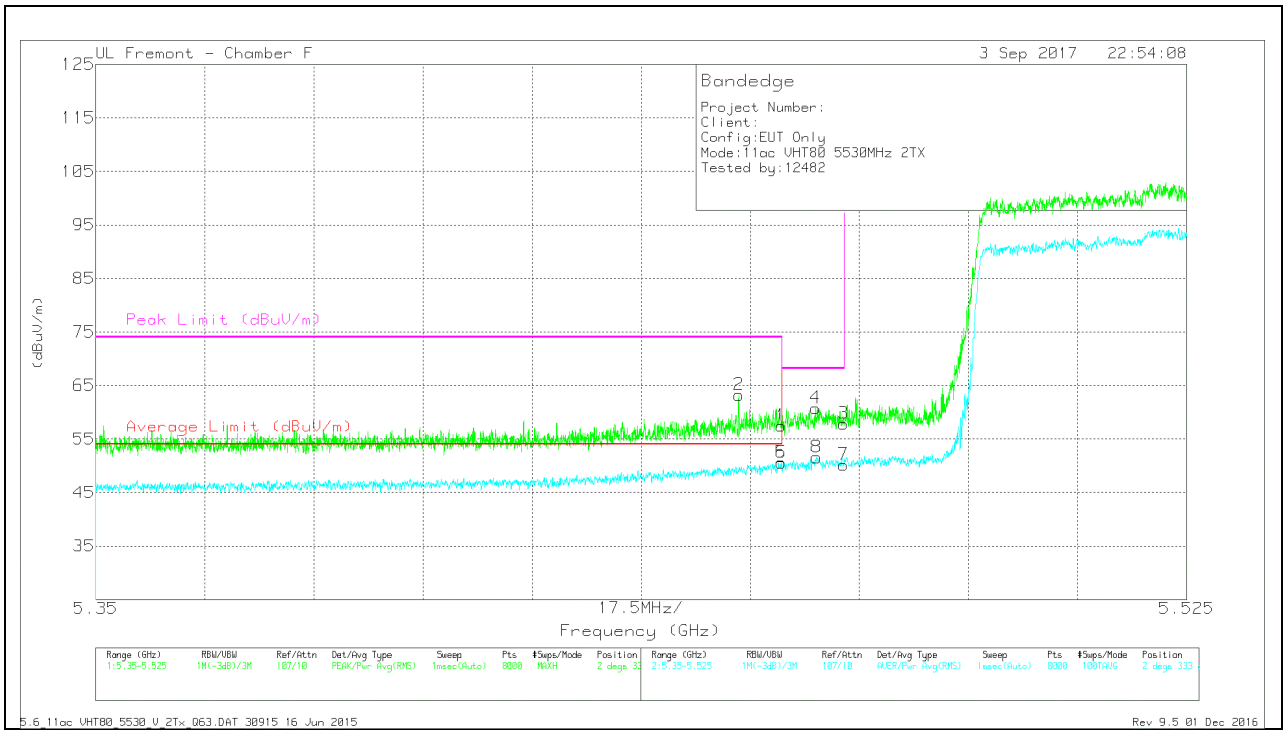

Marker	Frequency (GHz)	Meter Reading (dBuV)	Det	AF T119 (dB/m)	Amp/ Cbl/Flt r/Pad (dB)	DC Corr (dB)	Corrected Reading (dBuV/m)	Average Limit (dBuV/m)	Margin (dB)	Peak Limit (dBuV/m)	PK Margin (dB)	Azimuth (Degs)	Height (cm)	Polarity
1	* 5.46	41.36	Pk	34.8	-18.7	0	57.46	-	-	74	-16.54	2	333	V
2	* 5.453	47.14	Pk	34.8	-18.7	0	63.24	-	-	74	-10.76	2	333	V
3	5.47	41.77	Pk	34.8	-18.7	0	57.87	-	-	68.2	-10.33	2	333	V
4	5.465	44.68	Pk	34.8	-18.7	0	60.78	-	-	68.2	-7.42	2	333	V
5	* 5.46	34.29	RMS	34.8	-18.7	.19	50.58	54	-3.42	-	-	2	333	V
6	* 5.46	34.31	RMS	34.8	-18.7	.19	50.6	54	-3.4	-	-	2	333	V

* - indicates frequency in CFR47 Pt 15 / IC RSS-Restricted Band
Pk - Peak detector
RMS - RMS detection

UL VERIFICATION SERVICES INC. FORM NO: CCSUP4701J
47173 BENICIA STREET, FREMONT, CA 94538, USA TEL: (510) 771-1000 FAX: (510) 661-0888
This report shall not be reproduced except in full, without the written approval of UL Verification Services Inc.

BANDEDGE (HIGH CHANNEL)

HORIZONTAL RESULT

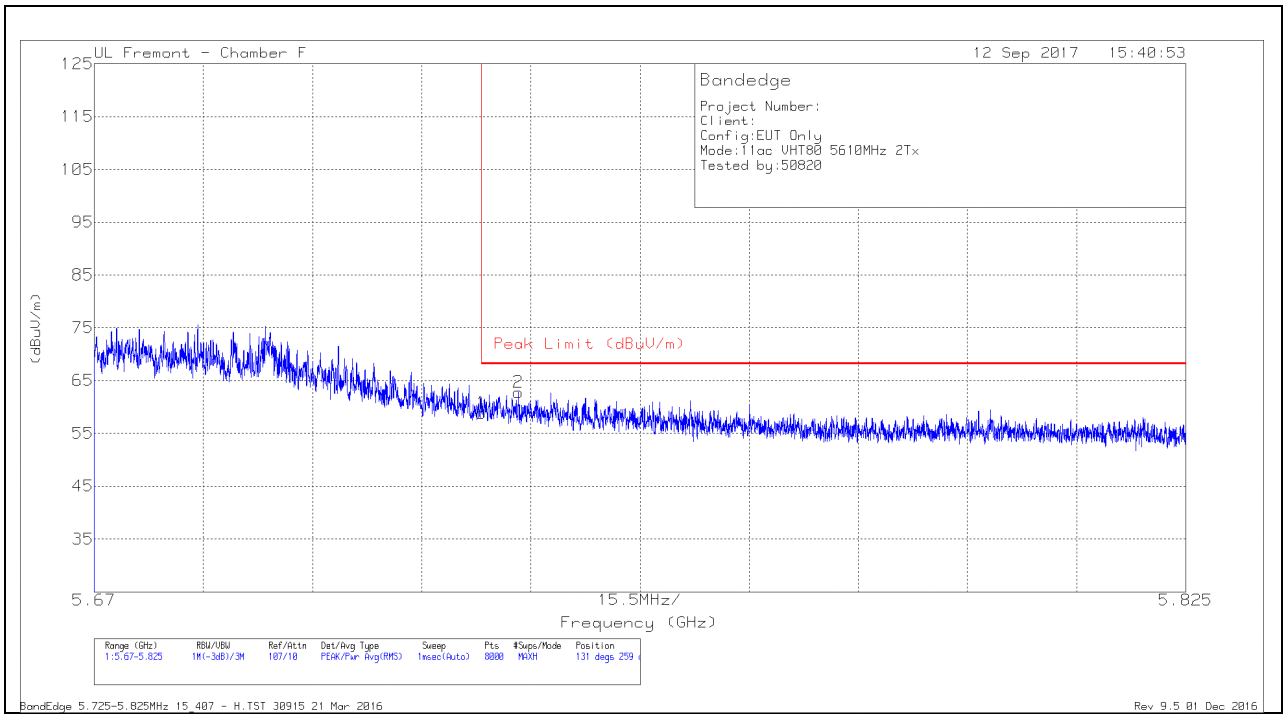

Marker	Frequency (GHz)	Meter Reading (dBuV)	Det	AF T119 (dB/m)	Amp/Cbl /Fltr/Pad (dB)	Corrected Reading (dBuV/m)	Peak Limit (dBuV/m)	PK Margin (dB)	Azimuth (Degs)	Height (cm)	Polarity
1	5.725	41.79	Pk	35	-18	58.79	68.2	-9.41	131	259	H
2	5.73	45.72	Pk	35	-18	62.72	68.2	-5.48	131	259	H

Pk - Peak detector

UL VERIFICATION SERVICES INC. FORM NO: CCSUP4701J
47173 BENICIA STREET, FREMONT, CA 94538, USA TEL: (510) 771-1000 FAX: (510) 661-0888
This report shall not be reproduced except in full, without the written approval of UL Verification Services Inc.

VERTICAL RESULT

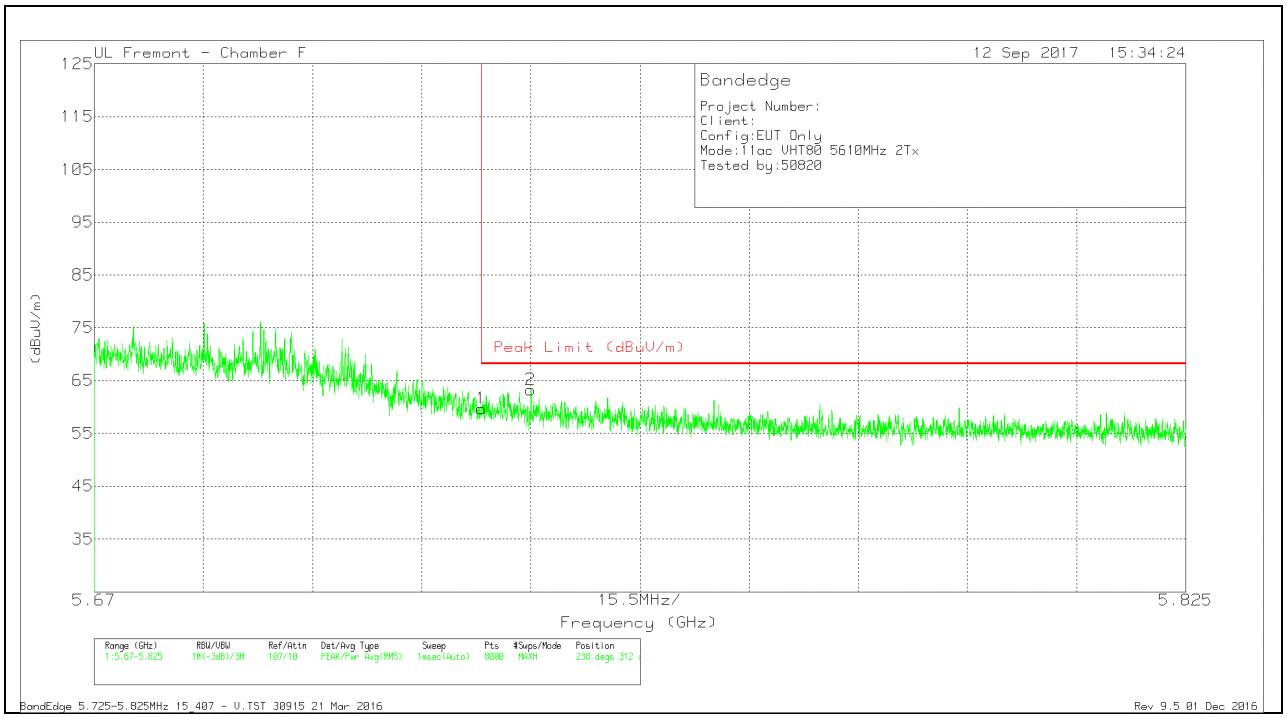

Marker	Frequency (GHz)	Meter Reading (dBuV)	Det	AF T119 (dB/m)	Amp/Cbl /Fltr/Pad (dB)	Corrected Reading (dBuV/m)	Peak Limit (dBuV/m)	PK Margin (dB)	Azimuth (Degs)	Height (cm)	Polarity
1	5.725	42.66	Pk	35	-18	59.66	68.2	-8.54	238	312	V
2	5.732	46.29	Pk	35	-18	63.29	68.2	-4.91	238	312	V

Pk - Peak detector

UL VERIFICATION SERVICES INC. FORM NO: CCSUP4701J
47173 BENICIA STREET, FREMONT, CA 94538, USA TEL: (510) 771-1000 FAX: (510) 661-0888
This report shall not be reproduced except in full, without the written approval of UL Verification Services Inc.

HARMONICS AND SPURIOUS EMISSIONS

LOW CHANNEL RESULTS

VERTICAL

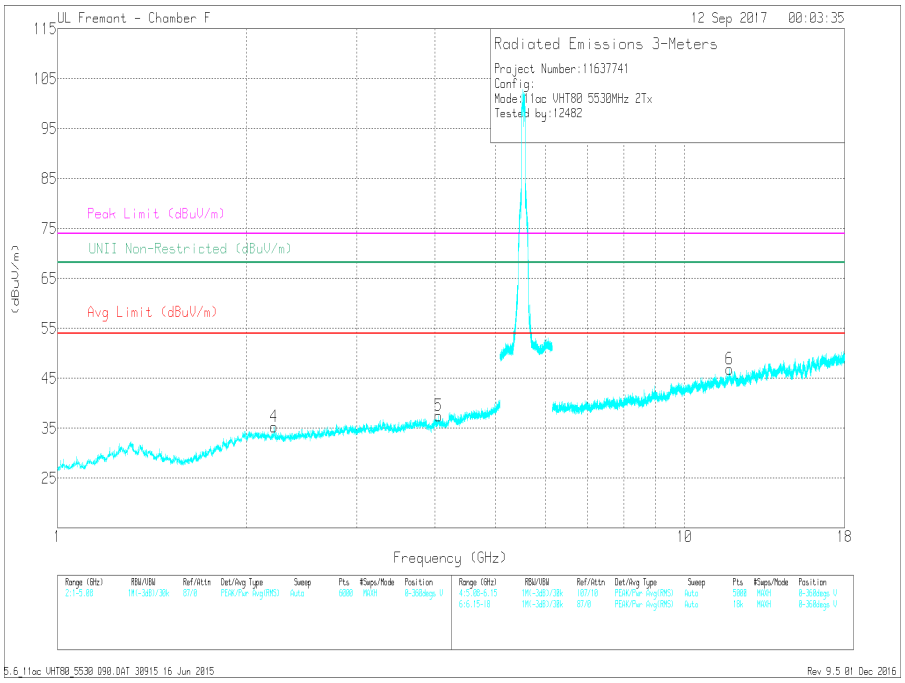

HORIZONTAL

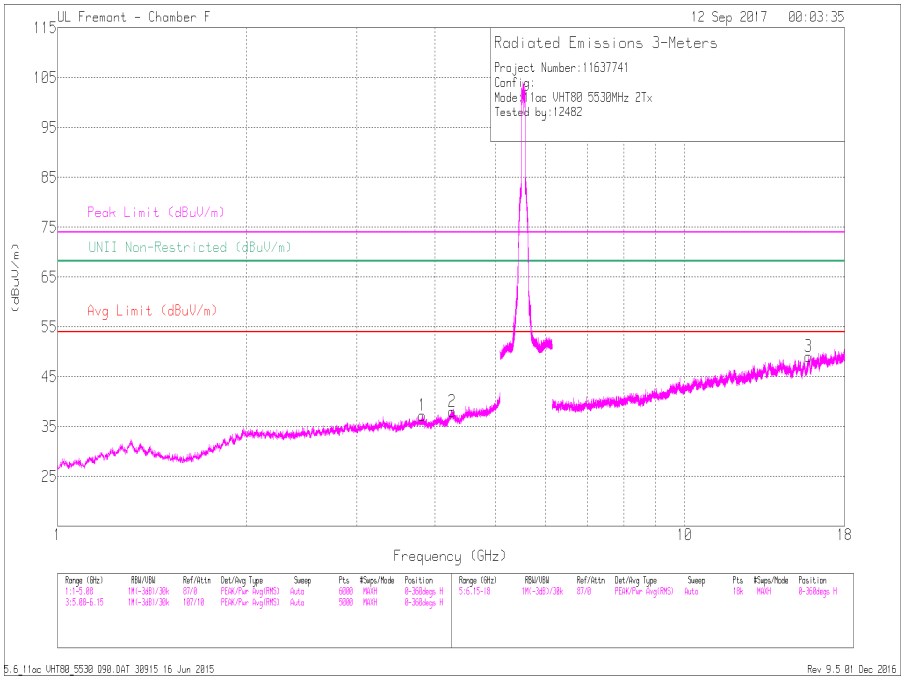

This report shall not be reproduced except in full, without the written approval of UL Verification Services Inc.

RADIATED EMISSIONS

Marker	Frequency (GHz)	Meter Reading (dBuV)	Det	AF T119 (dB/m)	Amp/Cbl/Fltr/Pad (dB)	DC Corr (dB)	Corrected Reading (dBuV/m)	Avg Limit (dBuV/m)	Margin (dB)	Peak Limit (dBuV/m)	PK Margin (dB)	Azimuth (Degs)	Height (cm)	Polarity
1	* 3.814	39.14	PK-U	33.3	-28.9	0	43.54	-	-	74	-30.46	233	178	H
	* 3.814	28.02	ADR	33.3	-28.9	.19	32.61	54	-21.39	-	-	233	178	H
2	* 4.263	38	PK-U	33.6	-26.8	0	44.8	-	-	74	-29.2	73	311	H
	* 4.263	26.67	ADR	33.6	-26.8	.19	33.66	54	-20.34	-	-	73	311	H
4	* 2.217	40.44	PK-U	31.9	-30.5	0	41.84	-	-	74	-32.16	194	266	V
	* 2.214	28.54	ADR	32	-30.5	.19	30.23	54	-23.77	-	-	194	266	V
5	* 4.057	39.41	PK-U	33.4	-28.4	0	44.41	-	-	74	-29.59	44	170	V
	* 4.057	27.64	ADR	33.4	-28.4	.19	32.83	54	-21.17	-	-	44	170	V
3	* 15.77	36.41	PK-U	41.8	-22.4	0	55.81	-	-	74	-18.19	293	262	H
	* 15.772	25.16	ADR	41.9	-22.5	.19	44.75	54	-9.25	-	-	293	262	H
6	* 11.794	35.22	PK-U	39	-21.4	0	52.82	-	-	74	-21.18	314	133	V
	* 11.795	24.32	ADR	39	-21.4	.19	42.11	54	-11.89	-	-	314	133	V

* - indicates frequency in CFR47 Pt 15 / IC RSS-Restricted Band
PK-U - U-NII: Maximum Peak
ADR - U-NII AD primary method, RMS average

UL VERIFICATION SERVICES INC. FORM NO: CCSUP4701J
47173 BENICIA STREET, FREMONT, CA 94538, USA TEL: (510) 771-1000 FAX: (510) 661-0888
This report shall not be reproduced except in full, without the written approval of UL Verification Services Inc.

HIGH CHANNEL RESULTS

VERTICAL

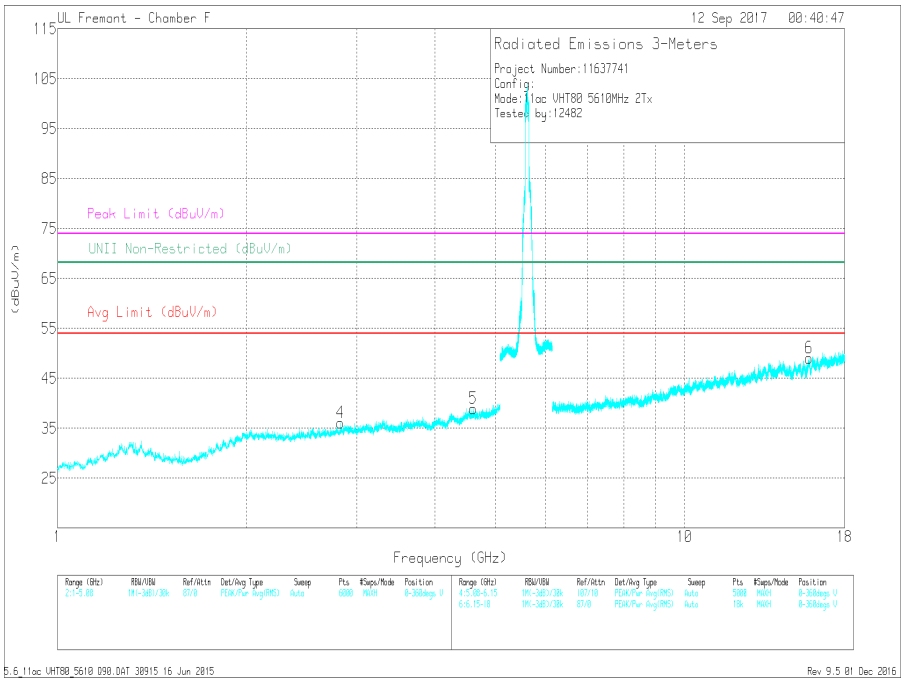

HORIZONTAL

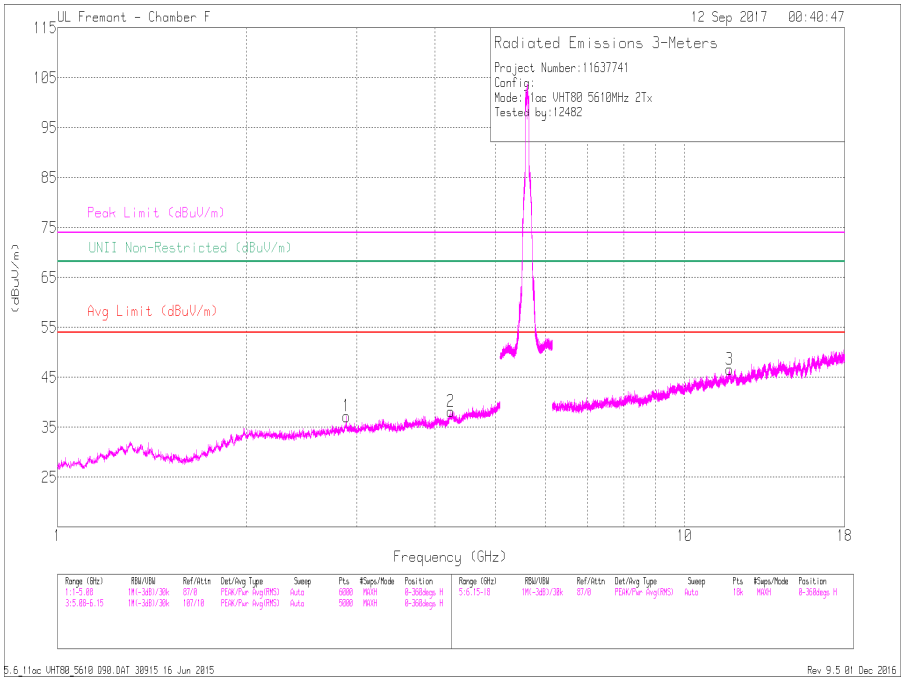

This report shall not be reproduced except in full, without the written approval of UL Verification Services Inc.

RADIATED EMISSIONS

Marker	Frequency (GHz)	Meter Reading (dBuV)	Det	AF T119 (dB/m)	Amp/Cbl/Fltr/Pad (dB)	DC Corr (dB)	Corrected Reading (dBuV/m)	Avg Limit (dBuV/m)	Margin (dB)	Peak Limit (dBuV/m)	PK Margin (dB)	Azimuth (Degs)	Height (cm)	Polarity
1	* 2.888	39.64	PK-U	32.8	-29.3	0	43.14	-	-	74	-30.86	38	202	H
	* 2.889	27.95	ADR	32.8	-29.3	.19	31.64	54	-22.36	-	-	38	202	H
2	* 4.238	37.68	PK-U	33.6	-26.9	0	44.38	-	-	74	-29.62	217	265	H
	* 4.238	26.55	ADR	33.6	-26.9	.19	33.44	54	-20.56	-	-	217	265	H
4	* 2.829	39.42	PK-U	32.8	-29.9	0	42.32	-	-	74	-31.68	192	326	V
	* 2.83	28.03	ADR	32.8	-29.9	.19	31.12	54	-22.88	-	-	192	326	V
5	* 4.601	39.03	PK-U	34.1	-27.7	0	45.43	-	-	74	-28.57	330	187	V
	* 4.602	27.72	ADR	34.1	-27.7	.19	34.31	54	-19.69	-	-	330	187	V
3	* 11.798	35.34	PK-U	39	-21.4	0	52.94	-	-	74	-21.06	230	144	H
	* 11.798	24.22	ADR	39	-21.4	.19	42.01	54	-11.99	-	-	230	144	H
6	* 15.789	36.78	PK-U	42.1	-22.5	0	56.38	-	-	74	-17.62	51	195	V
	* 15.788	25.43	ADR	42.1	-22.5	.19	45.22	54	-8.78	-	-	51	195	V

* - indicates frequency in CFR47 Pt 15 / IC RSS-Restricted Band
PK-U - U-NII: Maximum Peak
ADR - U-NII AD primary method, RMS average

UL VERIFICATION SERVICES INC. FORM NO: CCSUP4701J
47173 BENICIA STREET, FREMONT, CA 94538, USA TEL: (510) 771-1000 FAX: (510) 661-0888
This report shall not be reproduced except in full, without the written approval of UL Verification Services Inc.

CHANNEL 138 RESULTS

VERTICAL

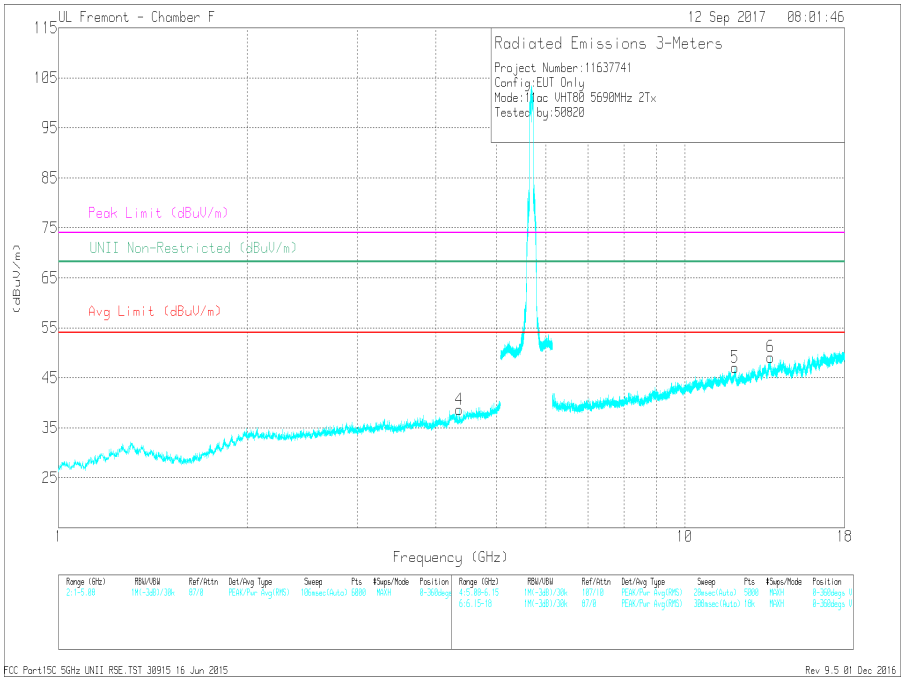

HORIZONTAL

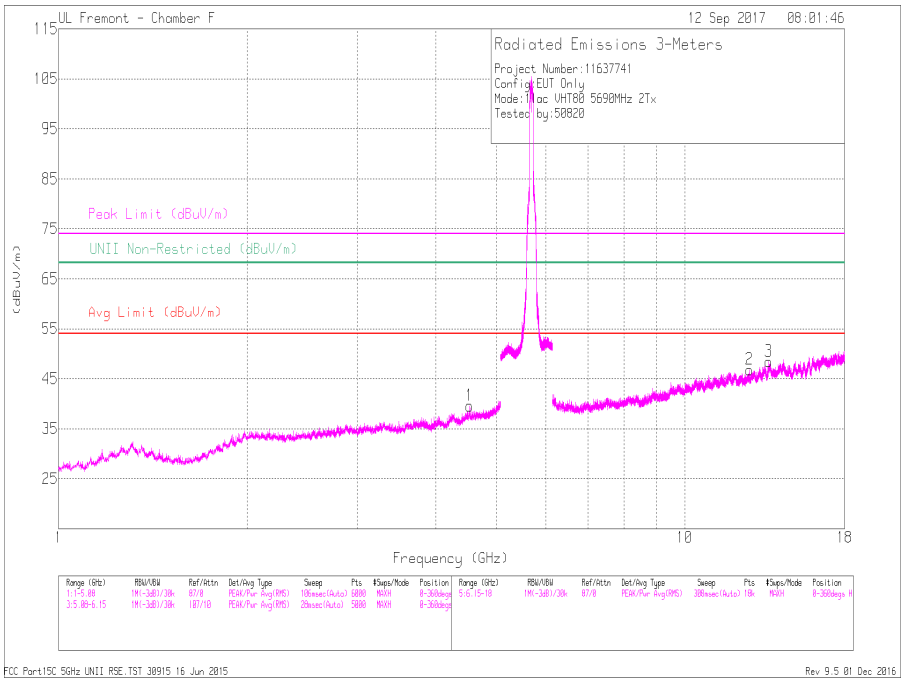

This report shall not be reproduced except in full, without the written approval of UL Verification Services Inc.

RADIATED EMISSIONS

Marker	Frequency (GHz)	Meter Reading (dBuV)	Det	AF T119 (dB/m)	Amp/Cbl/Fltr/Pad (dB)	DC Corr (dB)	Corrected Reading (dBuV/m)	Avg Limit (dBuV/m)	Margin (dB)	Peak Limit (dBuV/m)	PK Margin (dB)	UNII Non-Restricted (dBuV/m)	PK Margin (dB)	Azimuth (Degs)	Height (cm)	Polarity
1	* 4.534	39.19	PK-U	34.1	-27.7	0	45.59	-	-	74	-28.41	-	-	155	220	H
	* 4.535	27.84	ADR	34.1	-27.8	.19	34.33	54	-19.67	-	-	-	-	155	220	H
4	* 4.363	39.21	PK-U	33.8	-28.9	0	44.11	-	-	74	-29.89	-	-	300	123	V
	* 4.362	28.11	ADR	33.8	-28.9	.19	33.20	54	-20.80	-	-	-	-	300	123	V
2	* 12.683	36.17	PK-U	38.9	-22.3	0	52.77	-	-	74	-21.23	-	-	211	302	H
	* 12.684	25.1	ADR	38.9	-22.3	.19	41.89	54	-12.11	-	-	-	-	211	302	H
3	13.615	37.31	PK-U	39.4	-22	0	54.71	-	-	-	-	68.2	-13.49	350	103	H
5	* 12.021	36.14	PK-U	39.2	-21.6	0	53.74	-	-	74	-20.26	-	-	264	388	V
	* 12.024	24.84	ADR	39.1	-21.6	.19	42.53	54	-11.47	-	-	-	-	264	388	V
6	13.705	37.42	PK-U	39.2	-21.6	0	55.02	-	-	-	-	68.2	-13.18	193	180	V

* - indicates frequency in CFR47 Pt 15 / IC RSS-Restricted Band
PK-U - U-NII: Maximum Peak
ADR - U-NII AD primary method, RMS average

UL VERIFICATION SERVICES INC. FORM NO: CCSUP4701J
47173 BENICIA STREET, FREMONT, CA 94538, USA TEL: (510) 771-1000 FAX: (510) 661-0888
This report shall not be reproduced except in full, without the written approval of UL Verification Services Inc.

11.1.10. TX ABOVE 1 GHz 802.11n HT20 MODE IN THE 5.8 GHz BAND

1TX Antenna A

BANDEDGE (LOW CHANNEL)

HORIZONTAL RESULT

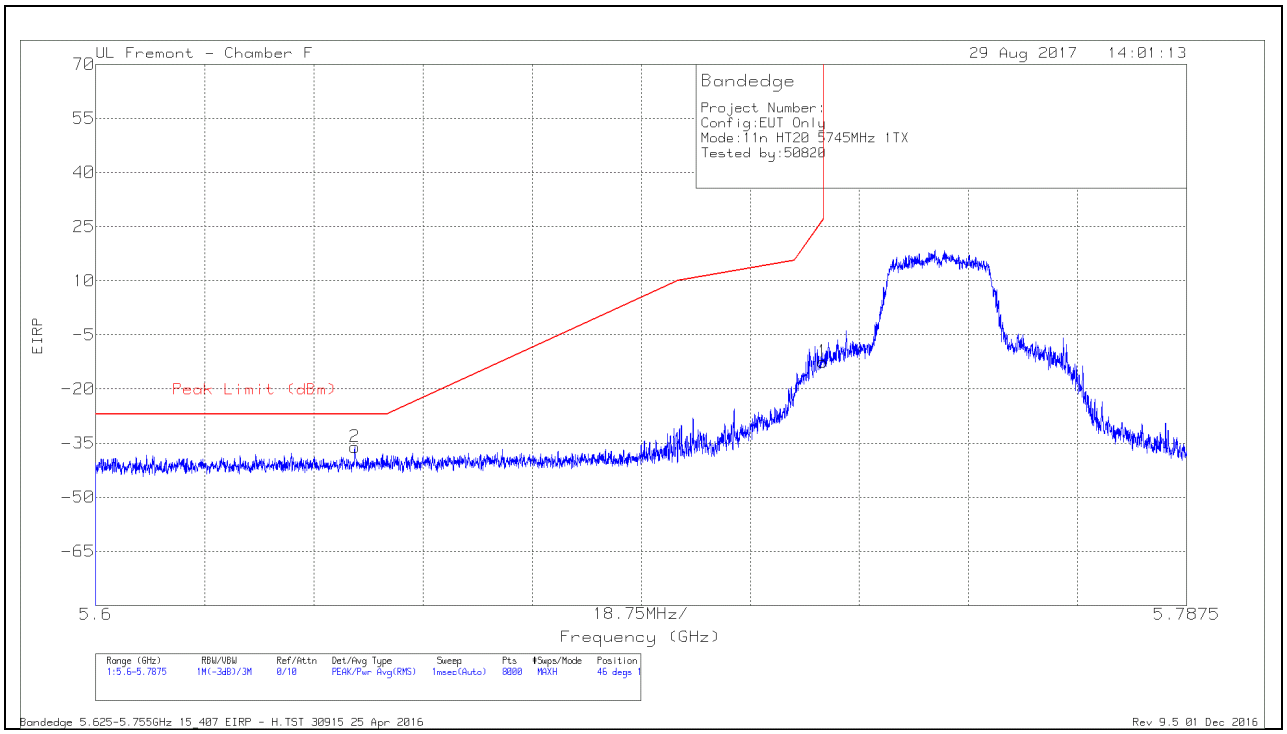

Marker	Frequency (GHz)	Meter Reading (dBm)	Det	AF T119 (dB/m)	Amp/Cbl/Fltr/Pad (dB)	Conversion Factor (dB)	Corrected Reading EIRP	Peak Limit (dBm)	PK Margin (dB)	Azimuth (Degs)	Height (cm)	Polarity
1	5.725	-41.26	Pk	35	-18	11.8	-12.46	26.96	-39.42	46	189	H
2	5.645	-64.56	Pk	34.9	-18.2	11.8	-36.06	-27	-9.06	46	189	H

Pk - Peak detector

This report shall not be reproduced except in full, without the written approval of UL Verification Services Inc.

VERTICAL RESULT

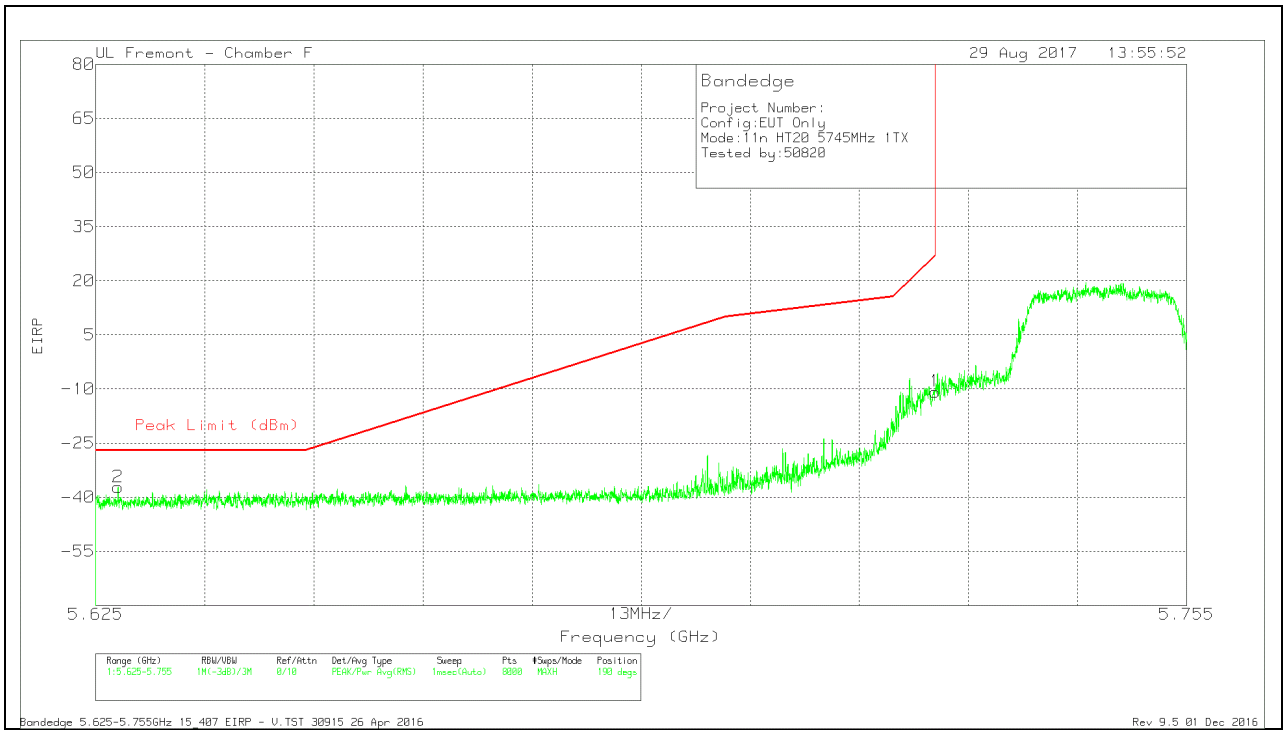

Marker	Frequency (GHz)	Meter Reading (dBm)	Det	AF T119 (dB/m)	Amp/Cbl/Fltr/Pad (dB)	Conversion Factor (dB)	Corrected Reading EIRP	Peak Limit (dBm)	PK Margin (dB)	Azimuth (Degs)	Height (cm)	Polarity
1	5.725	-39.54	Pk	35	-18	11.8	-10.74	27	-37.74	190	303	V
2	5.628	-65.62	Pk	34.9	-18.3	11.8	-37.22	-27	-10.22	190	303	V

Pk - Peak detector

UL VERIFICATION SERVICES INC. FORM NO: CCSUP4701J
47173 BENICIA STREET, FREMONT, CA 94538, USA TEL: (510) 771-1000 FAX: (510) 661-0888
This report shall not be reproduced except in full, without the written approval of UL Verification Services Inc.

BANDEDGE (HIGH CHANNEL)

HORIZONTAL RESULT

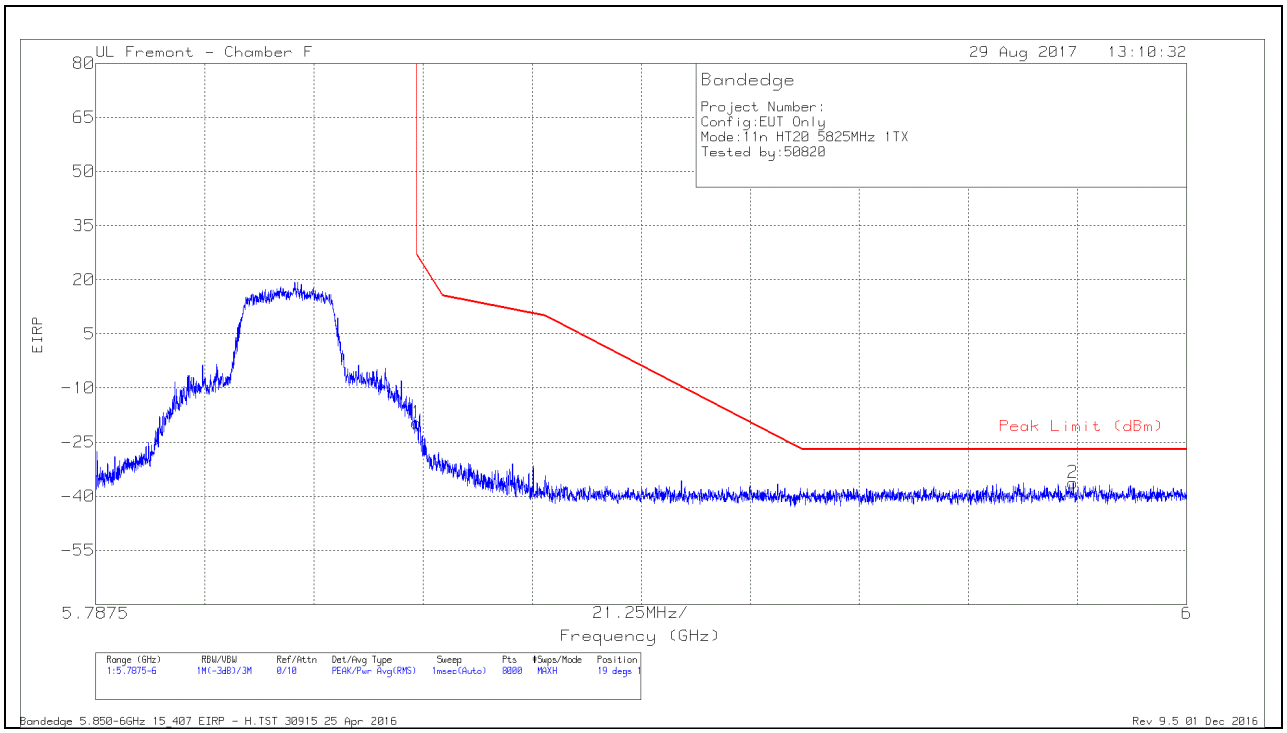

Marker	Frequency (GHz)	Meter Reading (dBm)	Det	AF T119 (dB/m)	Amp/Cbl/Fltr/Pad (dB)	Conversion Factor (dB)	Corrected Reading EIRP	Peak Limit (dBm)	PK Margin (dB)	Azimuth (Degs)	Height (cm)	Polarity
1	5.85	-48.44	Pk	35.1	-18.1	11.8	-19.64	26.98	-46.62	19	150	H
2	5.978	-65.18	Pk	35.2	-18.1	11.8	-36.28	-27	-9.28	19	150	H

Pk - Peak detector

This report shall not be reproduced except in full, without the written approval of UL Verification Services Inc.

VERTICAL RESULT

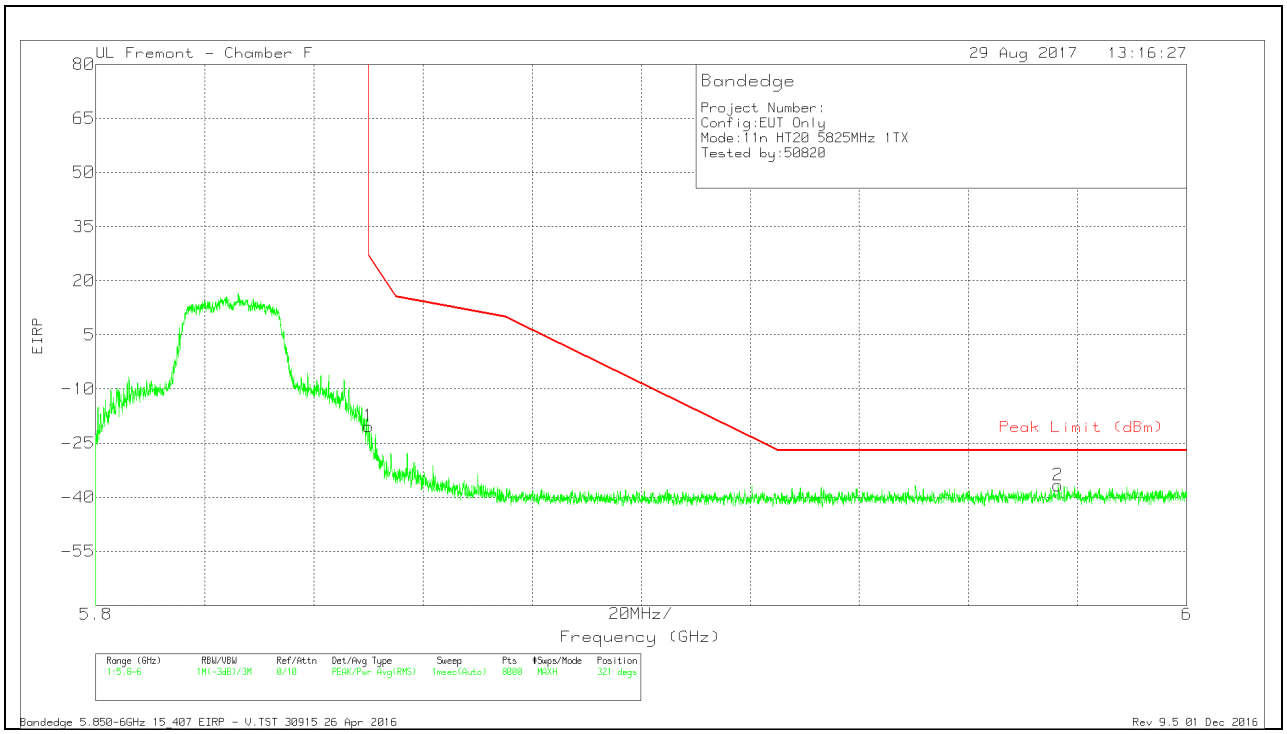

Marker	Frequency (GHz)	Meter Reading (dBm)	Det	AF T119 (dB/m)	Amp/Cbl/Fltr/Pad (dB)	Conversion Factor (dB)	Corrected Reading EIRP	Peak Limit (dBm)	PK Margin (dB)	Azimuth (Degs)	Height (cm)	Polarity
1	5.85	-49.17	Pk	35.1	-18.1	11.8	-20.37	26.99	-47.36	321	159	V
2	5.976	-65.5	Pk	35.2	-18.2	11.8	-36.7	-27	-9.7	321	159	V

Pk - Peak detector

UL VERIFICATION SERVICES INC. FORM NO: CCSUP4701J
47173 BENICIA STREET, FREMONT, CA 94538, USA TEL: (510) 771-1000 FAX: (510) 661-0888
This report shall not be reproduced except in full, without the written approval of UL Verification Services Inc.

1TX Antenna B

BANDEDGE (LOW CHANNEL)

HORIZONTAL RESULT

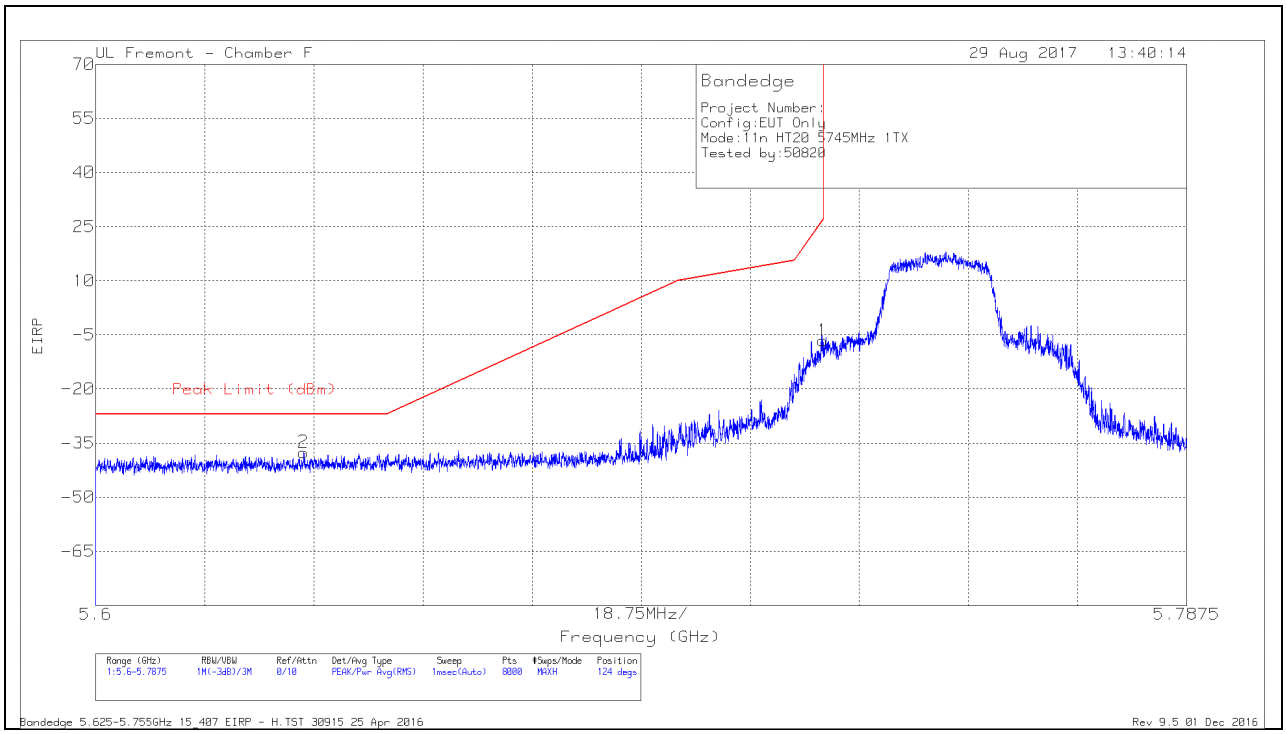

Marker	Frequency (GHz)	Meter Reading (dBm)	Det	AF T119 (dB/m)	Amp/Cbl/Fltr/Pad (dB)	Conversion Factor (dB)	Corrected Reading EIRP	Peak Limit (dBm)	PK Margin (dB)	Azimuth (Degs)	Height (cm)	Polarity
1	5.725	-35.37	Pk	35	-18	11.8	-6.57	26.96	-33.53	124	340	H
2	5.636	-66.06	Pk	34.9	-18.2	11.8	-37.56	-27	-10.56	124	340	H

Pk - Peak detector

This report shall not be reproduced except in full, without the written approval of UL Verification Services Inc.

VERTICAL RESULT

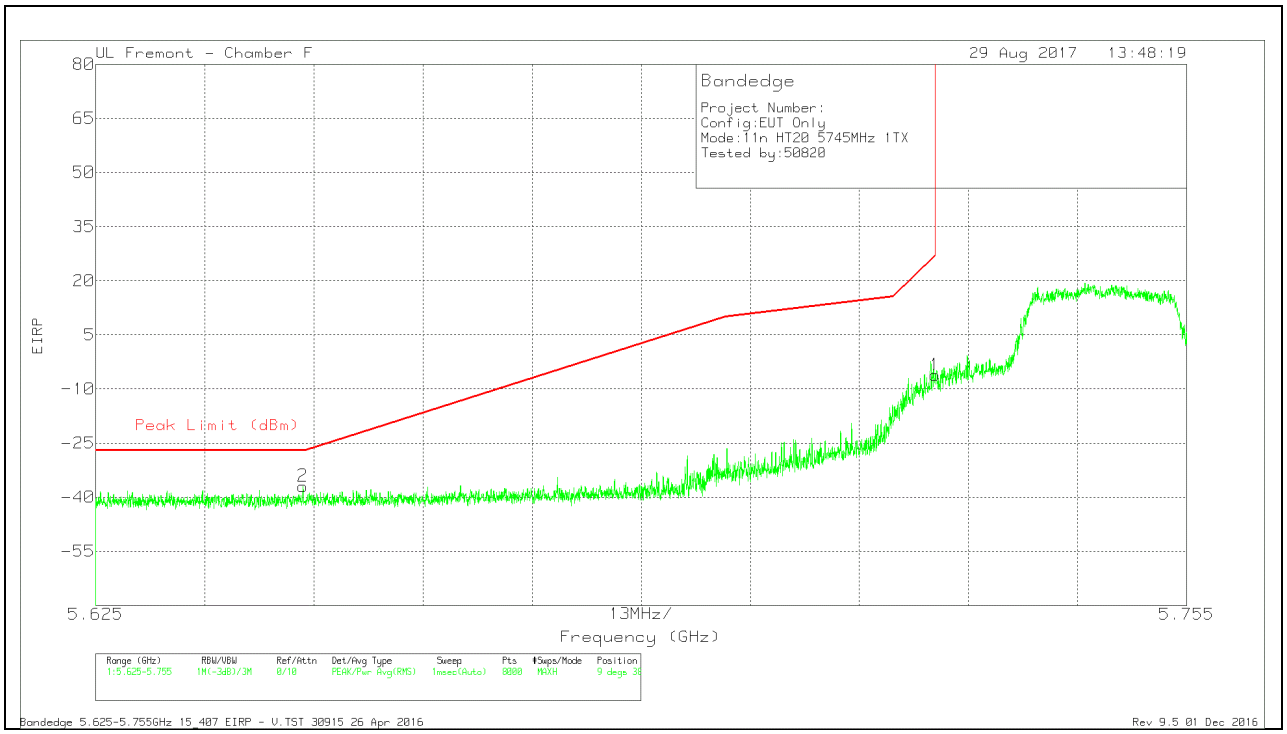

Marker	Frequency (GHz)	Meter Reading (dBm)	Det	AF T119 (dB/m)	Amp/Cbl/Fltr/Pad (dB)	Conversion Factor (dB)	Corrected Reading EIRP	Peak Limit (dBm)	PK Margin (dB)	Azimuth (Degs)	Height (cm)	Polarity
1	5.725	-34.97	Pk	35	-18	11.8	-6.17	27	-33.17	9	382	V
2	5.65	-65.57	Pk	34.9	-18.1	11.8	-36.97	-27	-9.97	9	382	V

Pk - Peak detector

UL VERIFICATION SERVICES INC. FORM NO: CCSUP4701J
47173 BENICIA STREET, FREMONT, CA 94538, USA TEL: (510) 771-1000 FAX: (510) 661-0888
This report shall not be reproduced except in full, without the written approval of UL Verification Services Inc.

BANDEDGE (HIGH CHANNEL)

HORIZONTAL RESULT

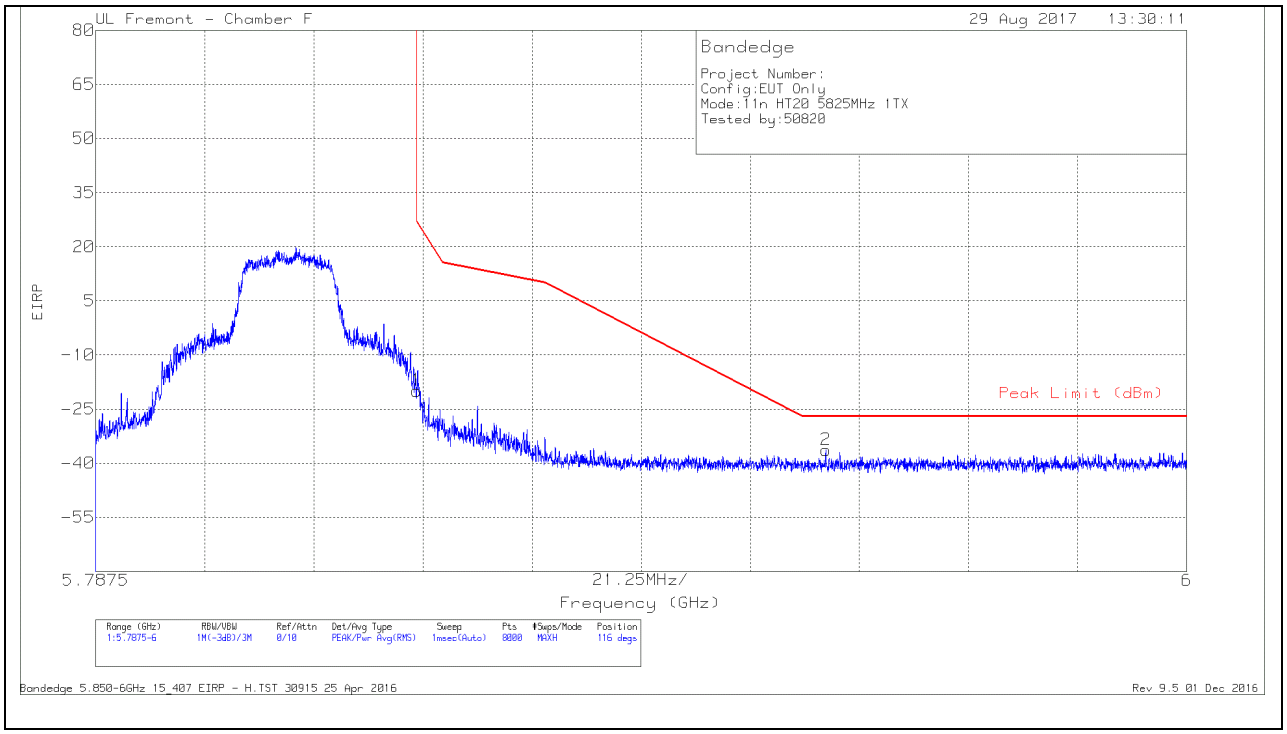

Marker	Frequency (GHz)	Meter Reading (dBm)	Det	AF T119 (dB/m)	Amp/Cbl/Fltr/Pad (dB)	Conversion Factor (dB)	Corrected Reading EIRP	Peak Limit (dBm)	PK Margin (dB)	Azimuth (Degs)	Height (cm)	Polarity
1	5.85	-48.71	Pk	35.1	-18.1	11.8	-19.91	26.98	-46.89	116	280	H
2	5.93	-65.04	Pk	35.2	-18.3	11.8	-36.34	-27	-9.34	116	280	H

Pk - Peak detector

UL VERIFICATION SERVICES INC. FORM NO: CCSUP4701J
47173 BENICIA STREET, FREMONT, CA 94538, USA TEL: (510) 771-1000 FAX: (510) 661-0888
This report shall not be reproduced except in full, without the written approval of UL Verification Services Inc.

VERTICAL RESULT

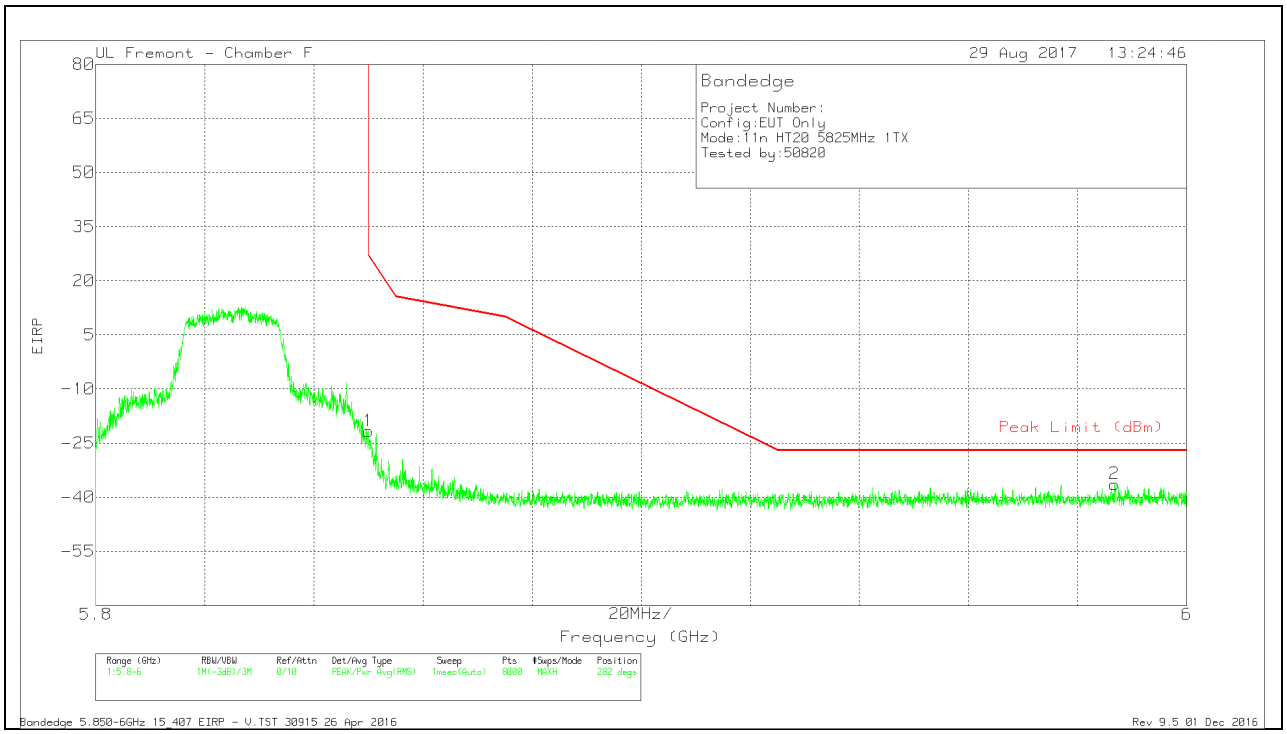

Marker	Frequency (GHz)	Meter Reading (dBm)	Det	AF T119 (dB/m)	Amp/Cbl/Fltr/Pad (dB)	Conversion Factor (dB)	Corrected Reading EIRP	Peak Limit (dBm)	PK Margin (dB)	Azimuth (Degs)	Height (cm)	Polarity
1	5.85	-50.48	Pk	35.1	-18.1	11.8	-21.68	26.99	-48.67	282	303	V
2	5.987	-65.39	Pk	35.2	-18	11.8	-36.39	-27	-9.39	282	303	V

Pk - Peak detector

UL VERIFICATION SERVICES INC. FORM NO: CCSUP4701J
47173 BENICIA STREET, FREMONT, CA 94538, USA TEL: (510) 771-1000 FAX: (510) 661-0888
This report shall not be reproduced except in full, without the written approval of UL Verification Services Inc.

2TX Antenna A + Antenna B CDD MODE

BANDEDGE (LOW CHANNEL)

HORIZONTAL RESULT

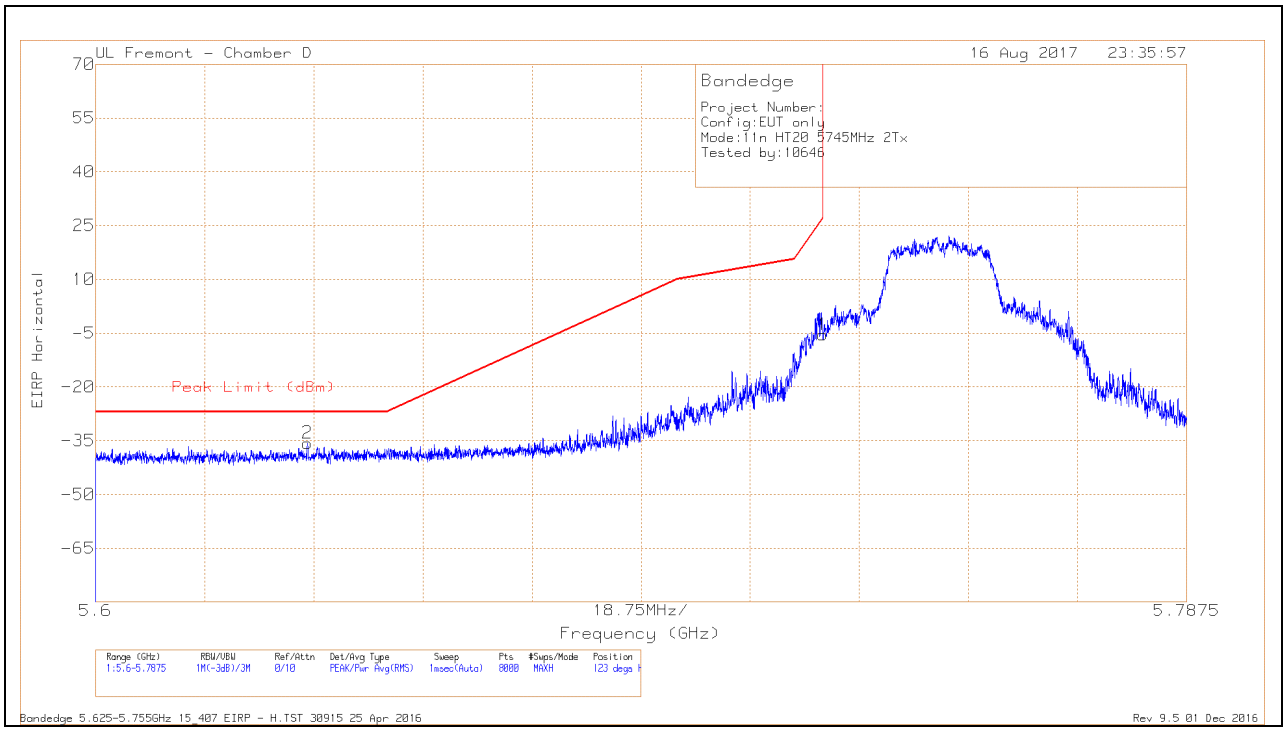

Marker	Frequency (GHz)	Meter Reading (dBm)	Det	AF T711 (dB/m)	Amp/Cbl/Fltr/Pad (dB)	Conversion Factor (dB)	Corrected Reading EIRP	Peak Limit (dBm)	PK Margin (dB)	Azimuth (Degs)	Height (cm)	Polarity
2	5.636	-64.69	Pk	34.7	-17.5	11.8	-35.69	-27	-8.69	123	254	H
1	5.725	-34.57	Pk	34.8	-17.5	11.8	-5.47	26.96	-32.43	123	254	H

Pk - Peak detector

UL VERIFICATION SERVICES INC. FORM NO: CCSUP4701J
47173 BENICIA STREET, FREMONT, CA 94538, USA TEL: (510) 771-1000 FAX: (510) 661-0888
This report shall not be reproduced except in full, without the written approval of UL Verification Services Inc.

VERTICAL RESULT

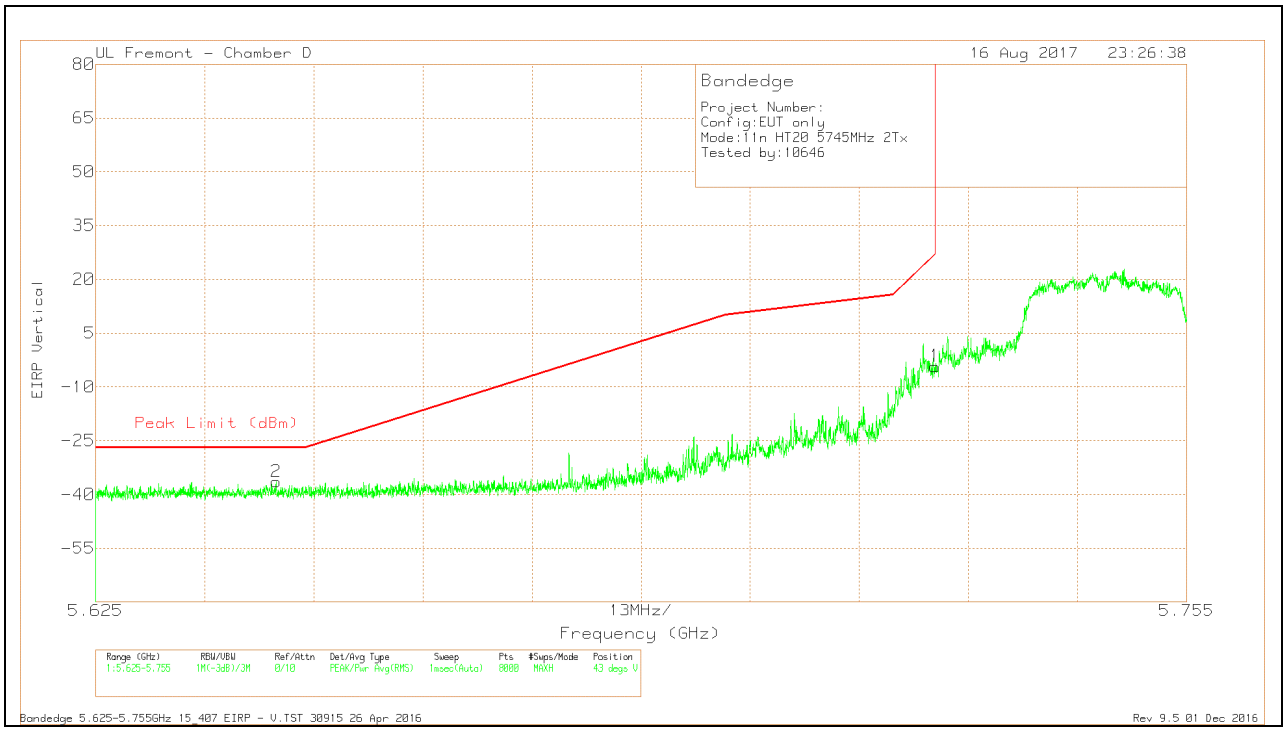

Marker	Frequency (GHz)	Meter Reading (dBm)	Det	AF T711 (dB/m)	Amp/Cbl/Fltr/Pad (dB)	Conversion Factor (dB)	Corrected Reading EIRP	Peak Limit (dBm)	PK Margin (dB)	Azimuth (Degs)	Height (cm)	Polarity
2	5.647	-65.44	Pk	34.7	-17.5	11.8	-36.44	-27	-9.44	43	286	V
1	5.725	-33.4	Pk	34.8	-17.5	11.8	-4.3	27	-31.3	43	286	V

Pk - Peak detector

UL VERIFICATION SERVICES INC. FORM NO: CCSUP4701J
47173 BENICIA STREET, FREMONT, CA 94538, USA TEL: (510) 771-1000 FAX: (510) 661-0888
This report shall not be reproduced except in full, without the written approval of UL Verification Services Inc.

BANDEDGE (HIGH CHANNEL)

HORIZONTAL RESULT

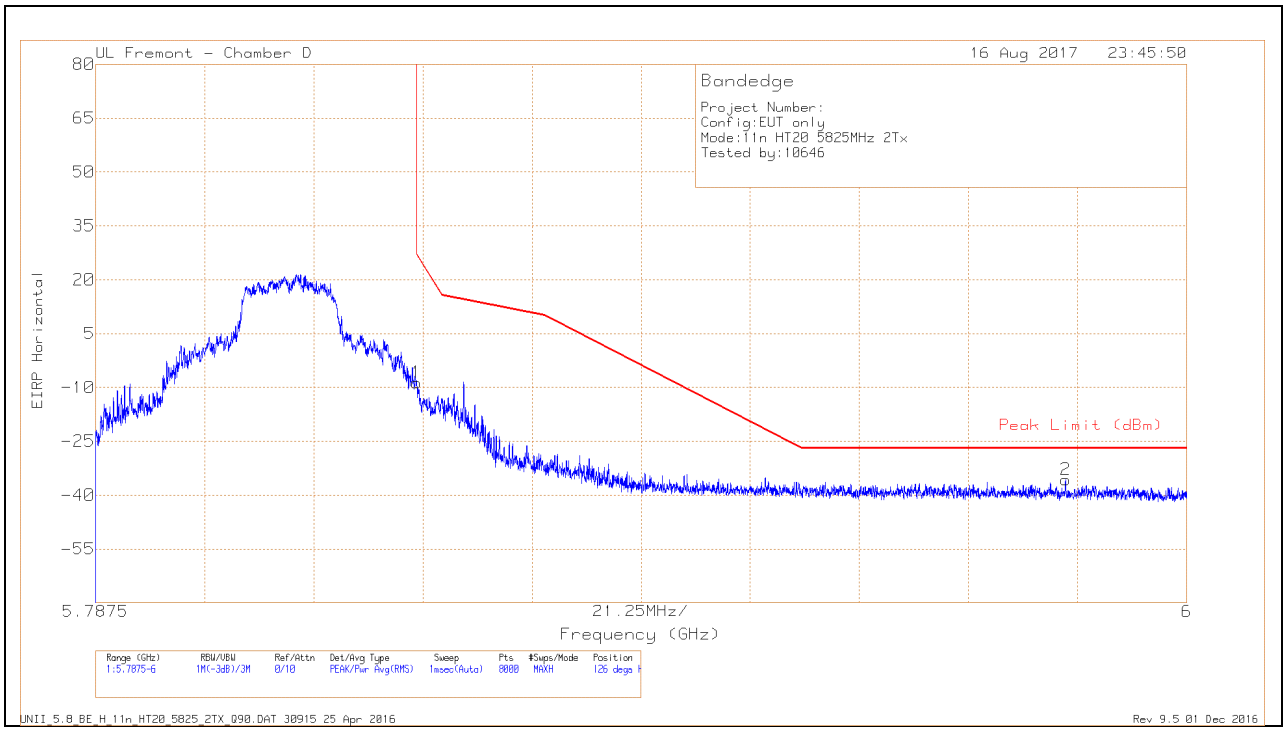

Marker	Frequency (GHz)	Meter Reading (dBm)	Det	AF T711 (dB/m)	Amp/Cbl/Fltr/Pad (dB)	Conversion Factor (dB)	Corrected Reading EIRP	Peak Limit (dBm)	PK Margin (dB)	Azimuth (Degs)	Height (cm)	Polarity
1	5.85	-37.78	Pk	34.8	-17.5	11.8	-8.68	26.98	-35.66	126	256	H
2	5.976	-65.29	Pk	35.2	-17.4	11.8	-35.69	-27	-8.69	126	256	H

Pk - Peak detector

UL VERIFICATION SERVICES INC. FORM NO: CCSUP4701J
47173 BENICIA STREET, FREMONT, CA 94538, USA TEL: (510) 771-1000 FAX: (510) 661-0888
This report shall not be reproduced except in full, without the written approval of UL Verification Services Inc.

VERTICAL RESULT

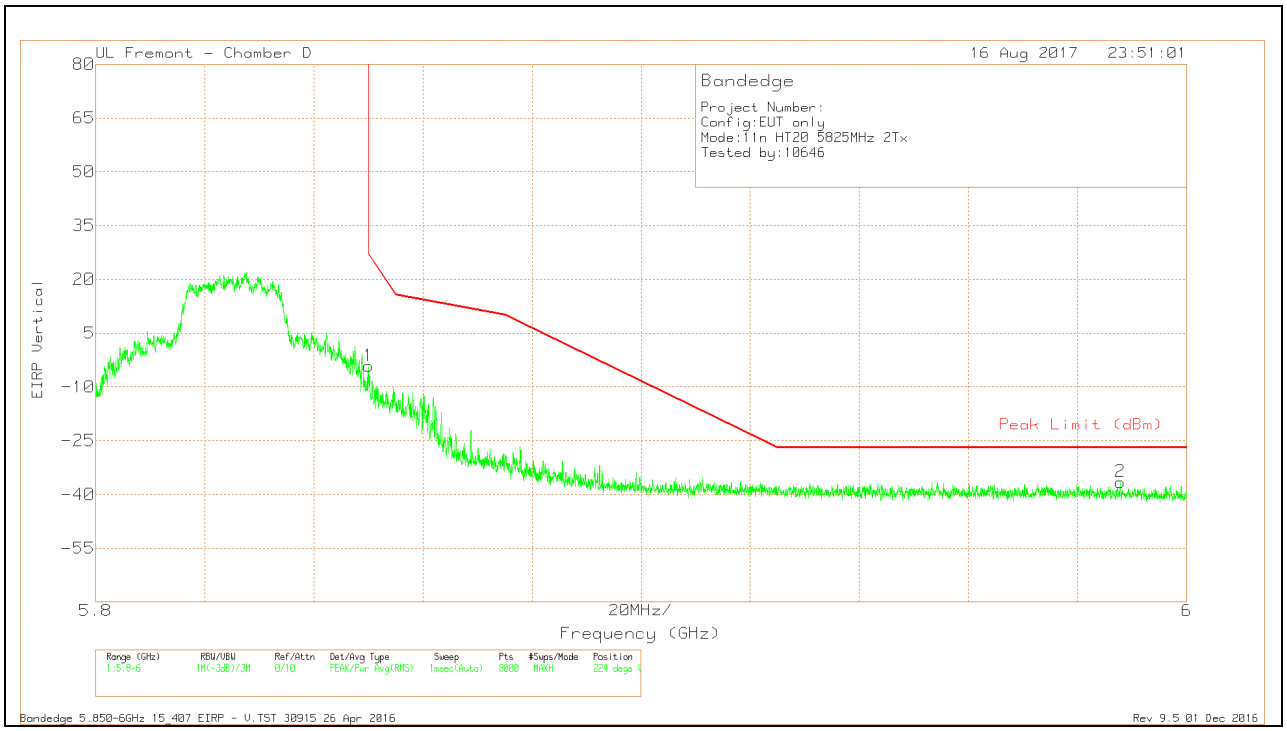

Marker	Frequency (GHz)	Meter Reading (dBm)	Det	AF T711 (dB/m)	Amp/Cbl/Fltr/Pad (dB)	Conversion Factor (dB)	Corrected Reading EIRP	Peak Limit (dBm)	PK Margin (dB)	Azimuth (Degs)	Height (cm)	Polarity
1	5.85	-33.25	Pk	34.8	-17.5	11.8	-4.15	26.99	-31.14	224	320	V
2	5.988	-66.11	Pk	35.2	-17.4	11.8	-36.51	-27	-9.51	224	320	V

Pk - Peak detector

UL VERIFICATION SERVICES INC. FORM NO: CCSUP4701J
47173 BENICIA STREET, FREMONT, CA 94538, USA TEL: (510) 771-1000 FAX: (510) 661-0888
This report shall not be reproduced except in full, without the written approval of UL Verification Services Inc.

HARMONICS AND SPURIOUS EMISSIONS

LOW CHANNEL RESULTS

VERTICAL

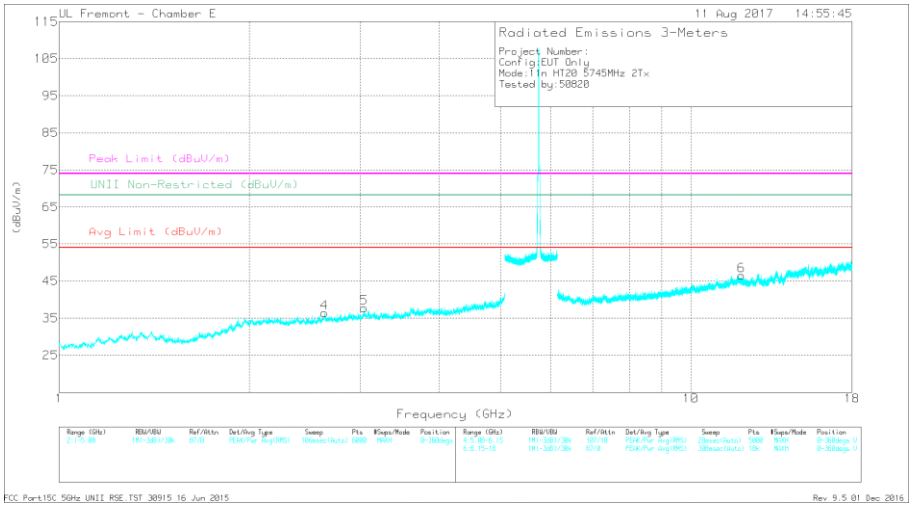

HORIZONTAL

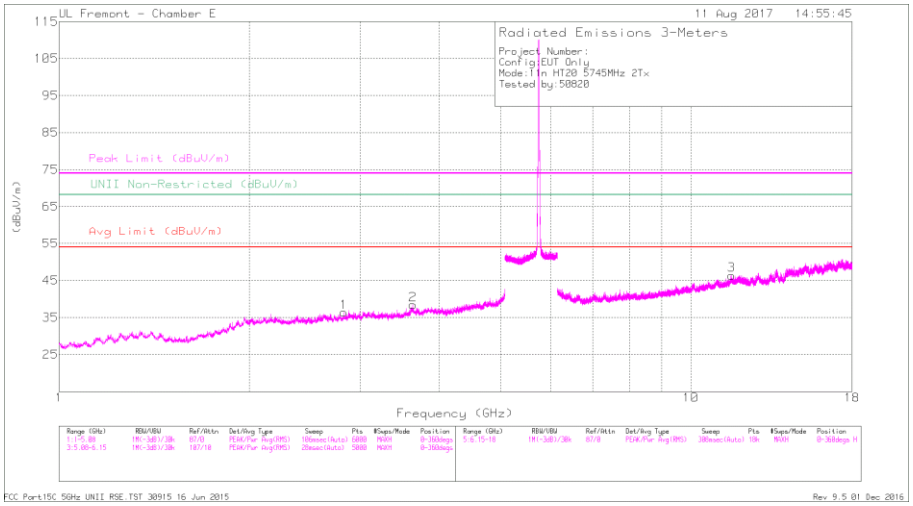

This report shall not be reproduced except in full, without the written approval of UL Verification Services Inc.

RADIATED EMISSIONS

Marker	Frequency (GHz)	Meter Reading (dBuV)	Det	AF T346 (dB/m)	Amp/Cbl/Fltr/Pad (dB)	Corrected Reading (dBuV/m)	Avg Limit (dBuV/m)	Margin (dB)	Peak Limit (dBuV/m)	PK Margin (dB)	UNII Non-Restricted (dBuV/m)	PK Margin (dB)	Azimuth (Degs)	Height (cm)	Polarity
1	* 2.824	42.29	PK-U	32.7	-31.6	43.39	-	-	74	-30.61	-	-	132	268	H
	* 2.824	30.26	ADR	32.7	-31.6	31.36	54	-22.64	-	-	-	-	132	268	H
2	* 3.632	40.92	PK-U	33.4	-30.3	44.02	-	-	74	-29.98	-	-	297	309	H
	* 3.633	29.82	ADR	33.4	-30.3	32.92	54	-21.08	-	-	-	-	297	309	H
3	* 11.61	36.53	PK-U	38.8	-22.1	53.23	-	-	74	-20.77	-	-	61	159	H
	* 11.609	25.12	ADR	38.8	-22.1	41.82	54	-12.18	-	-	-	-	61	159	H
4	2.63	41.69	PK-U	32.2	-30.4	43.49	-	-	-	-	68.2	-24.71	153	244	V
5	3.039	41.34	PK-U	33	-30.4	43.94	-	-	-	-	68.2	-24.26	340	190	V

* - indicates frequency in CFR47 Pt 15 / IC RSS-Restricted Band
PK-U - U-NII: Maximum Peak
ADR - U-NII AD primary method, RMS average

UL VERIFICATION SERVICES INC. FORM NO: CCSUP4701J
47173 BENICIA STREET, FREMONT, CA 94538, USA TEL: (510) 771-1000 FAX: (510) 661-0888
This report shall not be reproduced except in full, without the written approval of UL Verification Services Inc.

MID CHANNEL RESULTS

VERTICAL

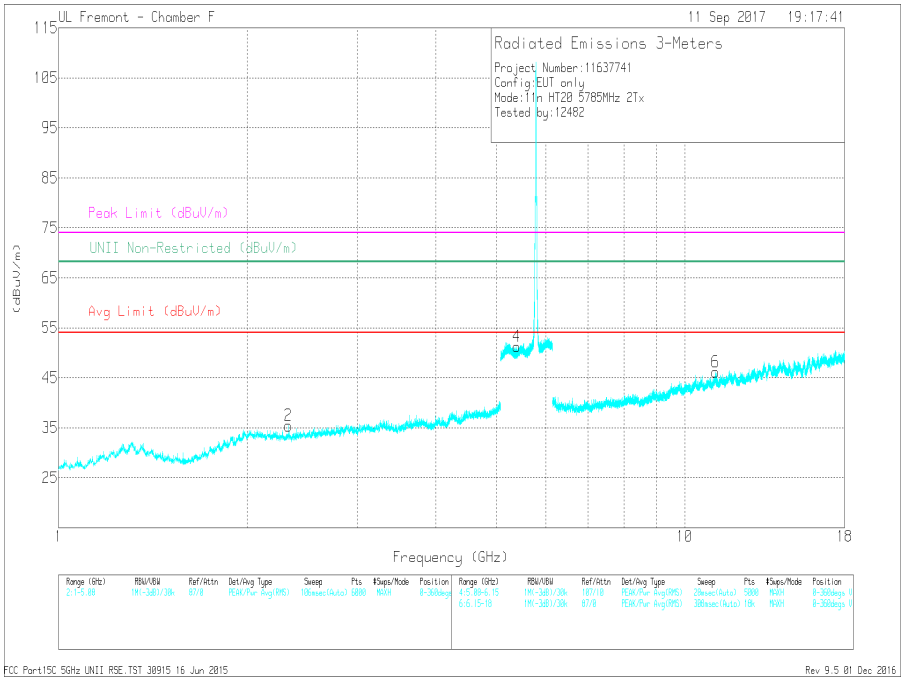

HORIZONTAL

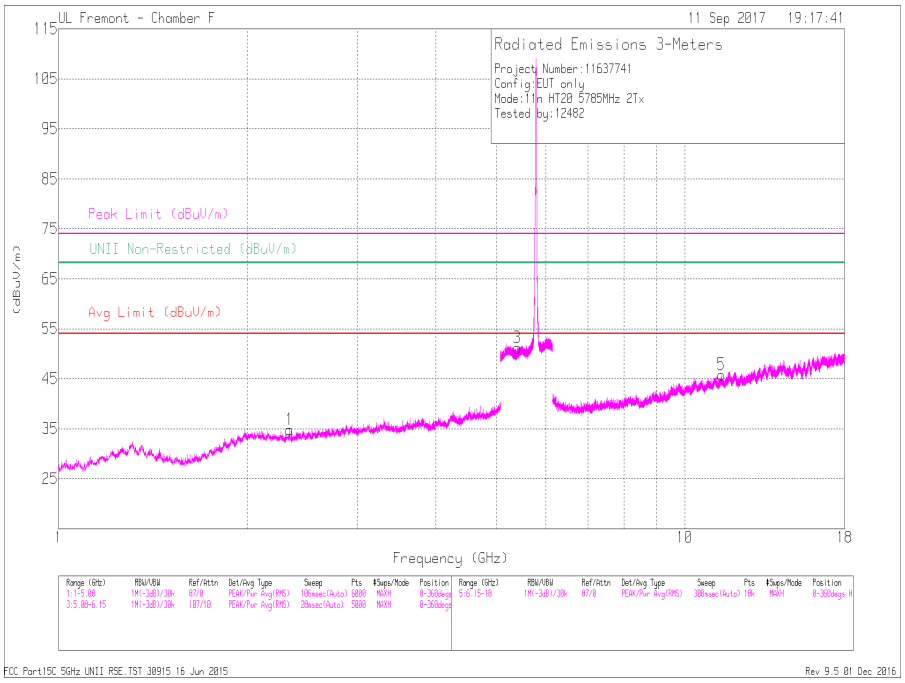

This report shall not be reproduced except in full, without the written approval of UL Verification Services Inc.

RADIATED EMISSIONS

Marker	Frequency (GHz)	Meter Reading (dBuV)	Det	AF T119 (dB/m)	Amp/Cbl/Fltr/Pad (dB)	Corrected Reading (dBuV/m)	Avg Limit (dBuV/m)	Margin (dB)	Peak Limit (dBuV/m)	PK Margin (dB)	UNII Non-Restricted (dBuV/m)	PK Margin (dB)	Azimuth (Degs)	Height (cm)	Polarity
1	* 2.339	40.22	PK-U	31.7	-30.4	41.52	-	-	74	-32.48	-	-	310	155	H
	* 2.336	28.43	ADR	31.7	-30.4	29.73	54	-24.27	-	-	-	-	310	155	H
2	* 2.329	41	PK-U	31.7	-30.3	42.4	-	-	74	-31.6	-	-	76	297	V
	* 2.327	28.51	ADR	31.7	-30.3	29.91	54	-24.09	-	-	-	-	76	297	V
3	* 5.4	41.77	PK-U	34.7	-18.7	57.77	-	-	74	-16.23	-	-	182	127	H
	* 5.399	30.62	ADR	34.7	-18.7	46.62	54	-7.38	-	-	-	-	182	127	H
4	* 5.391	41.29	PK-U	34.7	-18.6	57.39	-	-	74	-16.61	-	-	222	327	V
	* 5.391	30.32	ADR	34.7	-18.6	46.42	54	-7.58	-	-	-	-	222	327	V
5	* 11.441	35.69	PK-U	38.3	-21.3	52.69	-	-	74	-21.31	-	-	273	178	H
	* 11.441	24.21	ADR	38.3	-21.3	41.21	54	-12.79	-	-	-	-	273	178	H
6	* 11.197	36.16	PK-U	38.1	-21.3	52.96	-	-	74	-21.04	-	-	96	119	V
	* 11.199	24.41	ADR	38.1	-21.3	41.21	54	-12.79	-	-	-	-	96	119	V

* - indicates frequency in CFR47 Pt 15 / IC RSS-Restricted Band
PK-U - U-NII: Maximum Peak
ADR - U-NII AD primary method, RMS average

UL VERIFICATION SERVICES INC. FORM NO: CCSUP4701J
47173 BENICIA STREET, FREMONT, CA 94538, USA TEL: (510) 771-1000 FAX: (510) 661-0888
This report shall not be reproduced except in full, without the written approval of UL Verification Services Inc.

HIGH CHANNEL RESULTS

VERTICAL

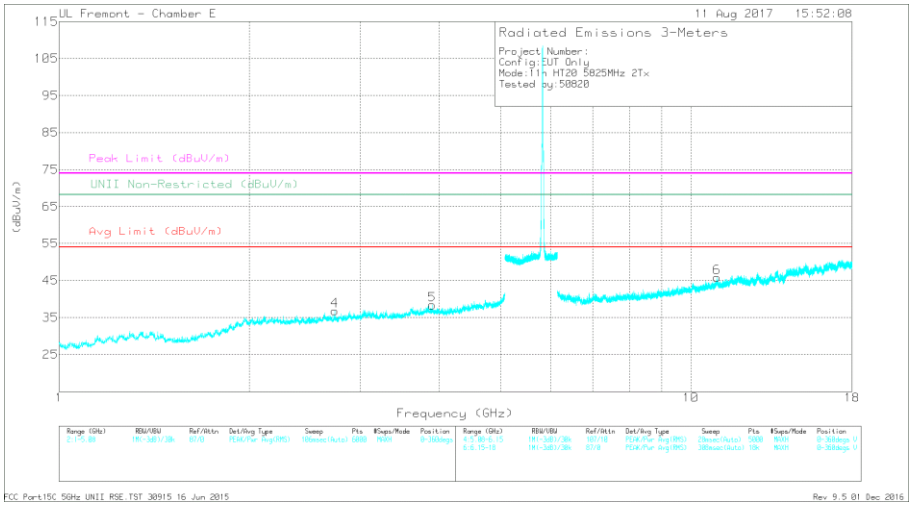

HORIZONTAL

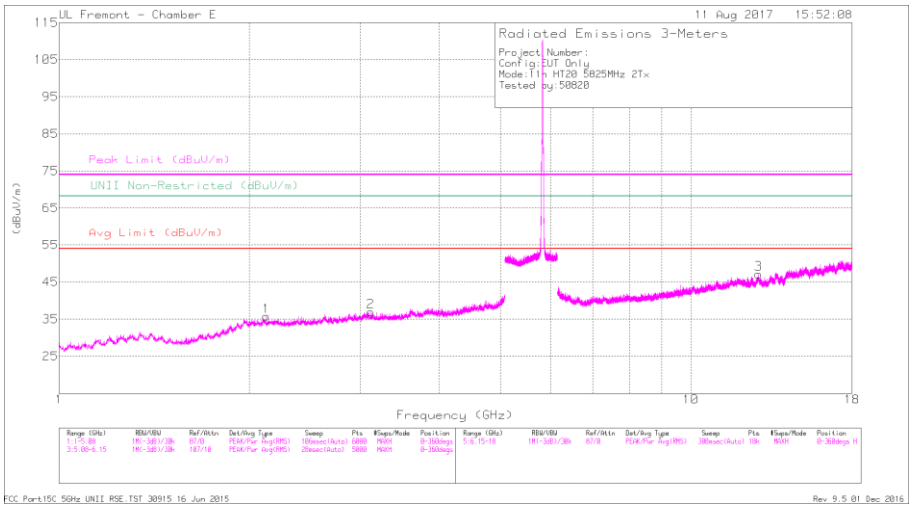

This report shall not be reproduced except in full, without the written approval of UL Verification Services Inc.

RADIATED EMISSIONS

Marker	Frequency (GHz)	Meter Reading (dBuV)	Det	AF T346 (dB/m)	Amp/ Cbl/Flt r/Pad (dB)	Corrected Reading (dBuV /m)	Avg Limit (dBuV /m)	Margin (dB)	Peak Limit (dBuV /m)	PK Margin (dB)	UNII Non-Restricted (dBuV /m)	PK Margin (dB)	Azimuth (Degs)	Height (cm)	Polarity
4	* 2.731	42.91	PK-U	32.5	-32	43.41	-	-	74	-30.59	-	-	231	101	V
	* 2.733	30.81	ADR	32.5	-32	31.31	54	-22.69	-	-	-	-	231	101	V
5	* 3.896	42.26	PK-U	33.7	-30	45.96	-	-	74	-28.04	-	-	186	311	V
	* 3.894	30.71	ADR	33.7	-29.9	34.51	54	-19.49	-	-	-	-	186	311	V
6	* 11.009	36.12	PK-U	38.5	-22.4	52.22	-	-	74	-21.78	-	-	133	269	V
	* 11.006	25.26	ADR	38.5	-22.4	41.36	54	-12.64	-	-	-	-	133	269	V
1	2.13	42.05	PK-U	32.1	-32.8	41.35	-	-	-	-	68.2	-26.85	319	171	H
2	3.114	40.95	PK-U	33.1	-30.6	43.45	-	-	-	-	68.2	-24.75	263	350	H
3	12.795	36.78	PK-U	39.9	-23.1	53.58	-	-	-	-	68.2	-14.62	42	191	H

* - indicates frequency in CFR47 Pt 15 / IC RSS-Restricted Band
PK-U - U-NII: Maximum Peak
ADR - U-NII AD primary method, RMS average

UL VERIFICATION SERVICES INC. FORM NO: CCSUP4701J
47173 BENICIA STREET, FREMONT, CA 94538, USA TEL: (510) 771-1000 FAX: (510) 661-0888
This report shall not be reproduced except in full, without the written approval of UL Verification Services Inc.

11.1.11. TX ABOVE 1 GHz 802.11n HT40 MODE IN THE 5.8 GHz BAND

1TX Antenna A

BANDEDGE (LOW CHANNEL)

HORIZONTAL RESULT

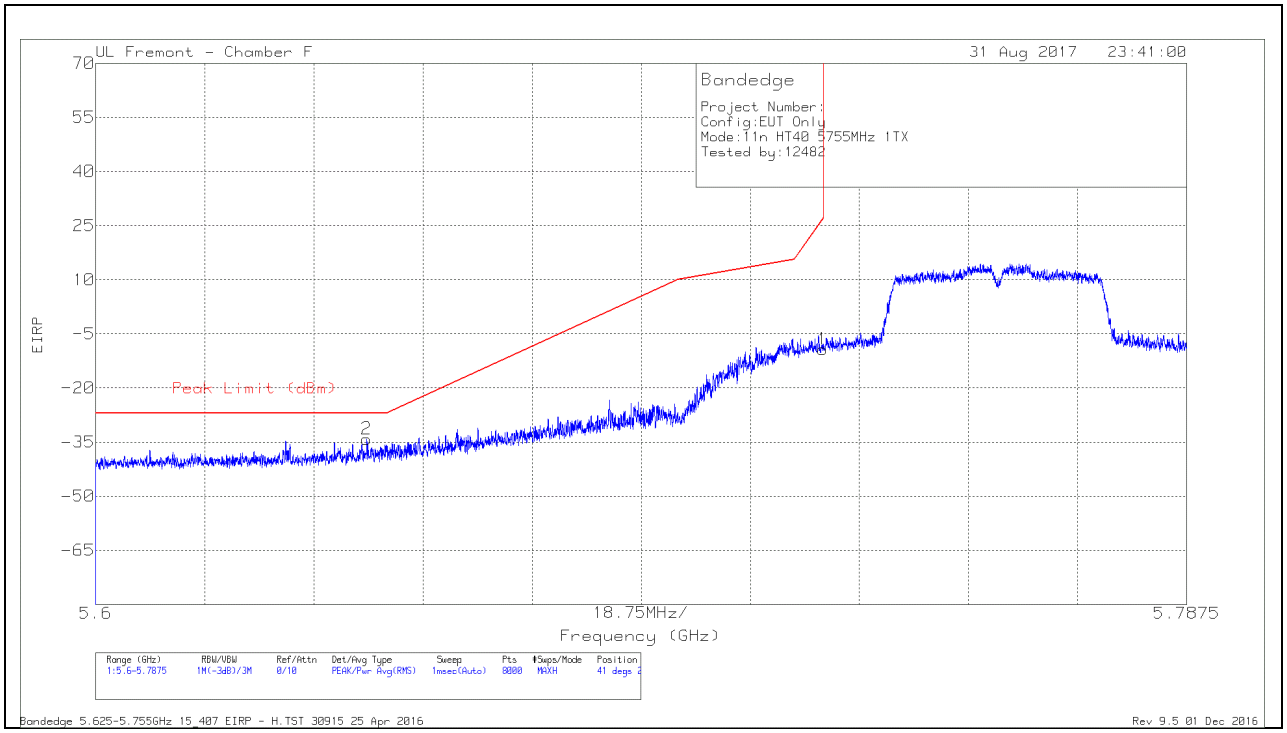

Marker	Frequency (GHz)	Meter Reading (dBm)	Det	AF T119 (dB/m)	Amp/Cbl/Fltr/Pad (dB)	Conversion Factor (dB)	DC Corr (dB)	Corrected Reading EIRP	Peak Limit (dBm)	PK Margin (dB)	Azimuth (Degs)	Height (cm)	Polarity
1	5.725	-38.11	Pk	35	-18	11.8	0	-9.31	26.96	-36.27	41	248	H
2	5.647	-62.69	Pk	34.9	-18.2	11.8	0	-34.19	-27	-7.19	41	248	H

Pk - Peak detector

This report shall not be reproduced except in full, without the written approval of UL Verification Services Inc.

VERTICAL RESULT

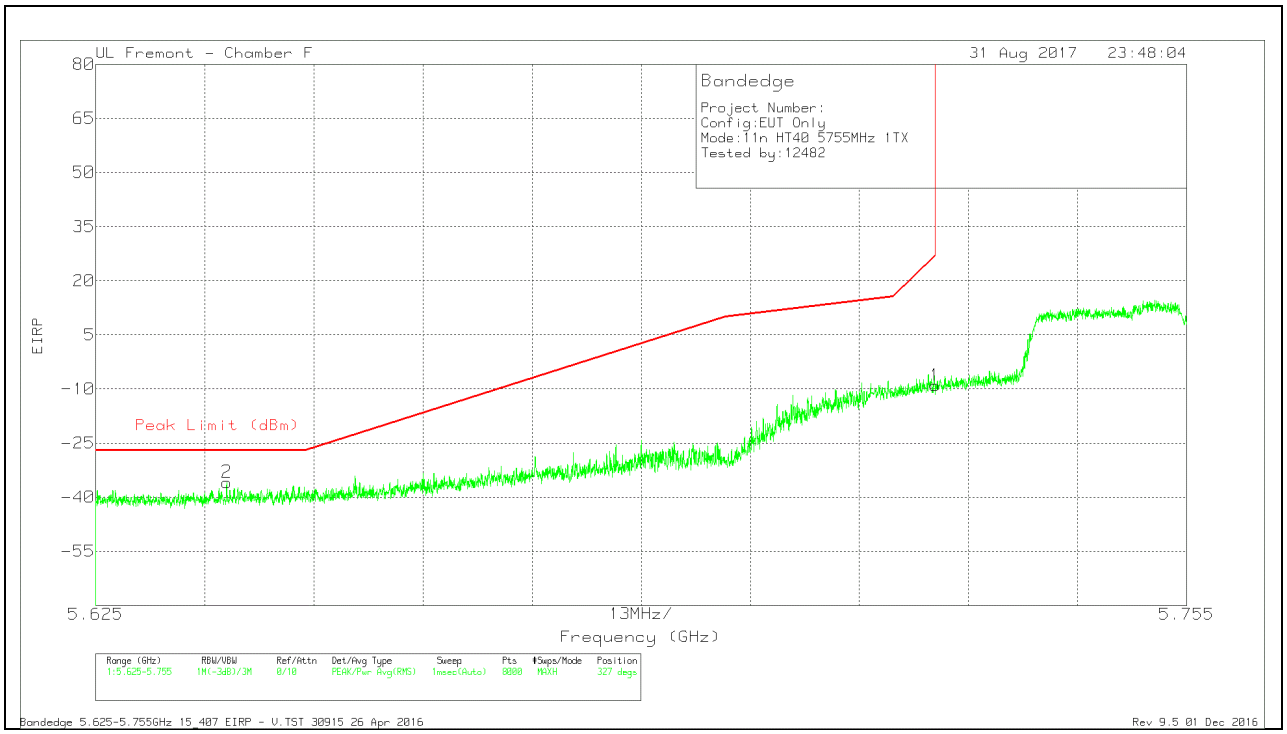

Marker	Frequency (GHz)	Meter Reading (dBm)	Det	AF T119 (dB/m)	Amp/Cbl/Fltr/Pad (dB)	Conversion Factor (dB)	DC Corr (dB)	Corrected Reading EIRP	Peak Limit (dBm)	PK Margin (dB)	Azimuth (Degs)	Height (cm)	Polarity
1	5.725	-37.84	Pk	35	-18	11.8	0	-9.04	27	-36.04	327	238	V
2	5.641	-64.4	Pk	34.9	-18.2	11.8	0	-35.9	-27	-8.9	327	238	V

Pk - Peak detector

UL VERIFICATION SERVICES INC. FORM NO: CCSUP4701J
47173 BENICIA STREET, FREMONT, CA 94538, USA TEL: (510) 771-1000 FAX: (510) 661-0888
This report shall not be reproduced except in full, without the written approval of UL Verification Services Inc.

BANDEDGE (HIGH CHANNEL)

HORIZONTAL RESULT

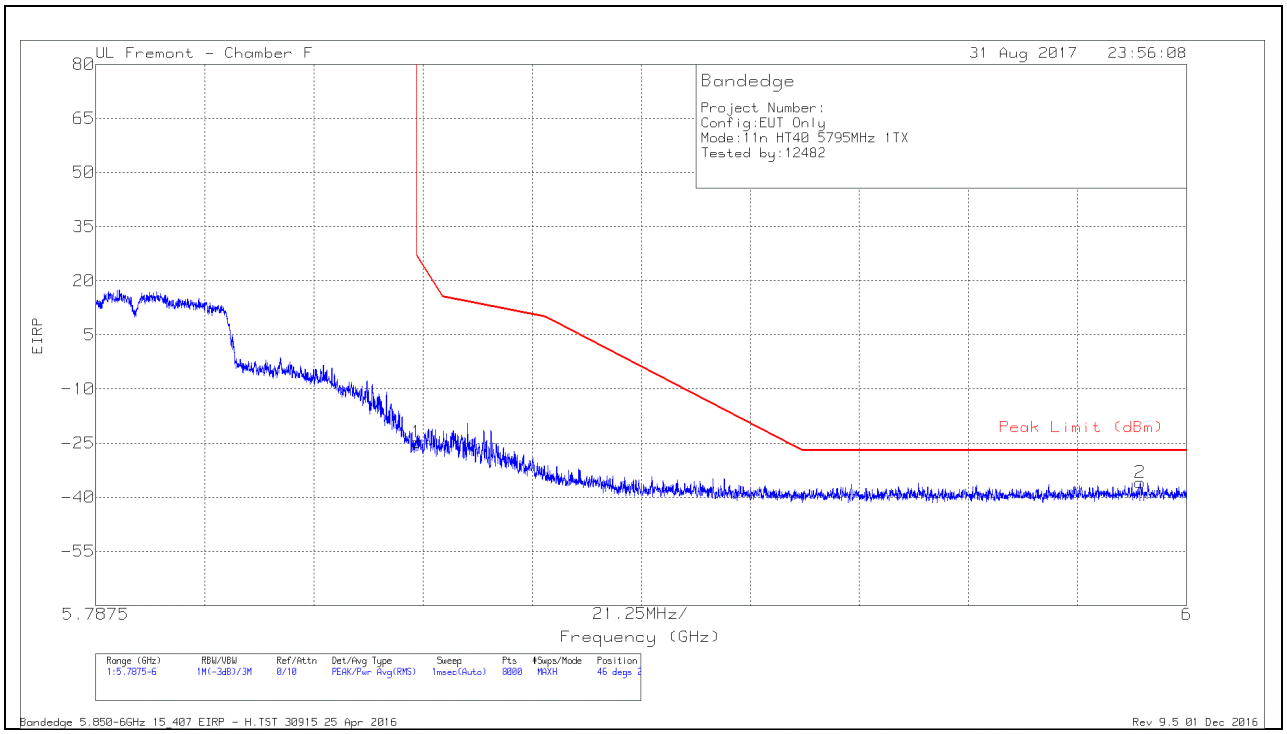

Marker	Frequency (GHz)	Meter Reading (dBm)	Det	AF T119 (dB/m)	Amp/Cbl/Fltr/Pad (dB)	Conversion Factor (dB)	DC Corr (dB)	Corrected Reading EIRP	Peak Limit (dBm)	PK Margin (dB)	Azimuth (Degs)	Height (cm)	Polarity
1	5.85	-53.56	Pk	35.1	-18.1	11.8	0	-24.76	26.98	-51.74	46	225	H
2	5.991	-64.97	Pk	35.2	-18	11.8	0	-35.97	-27	-8.97	46	225	H

Pk - Peak detector

This report shall not be reproduced except in full, without the written approval of UL Verification Services Inc.

VERTICAL RESULT

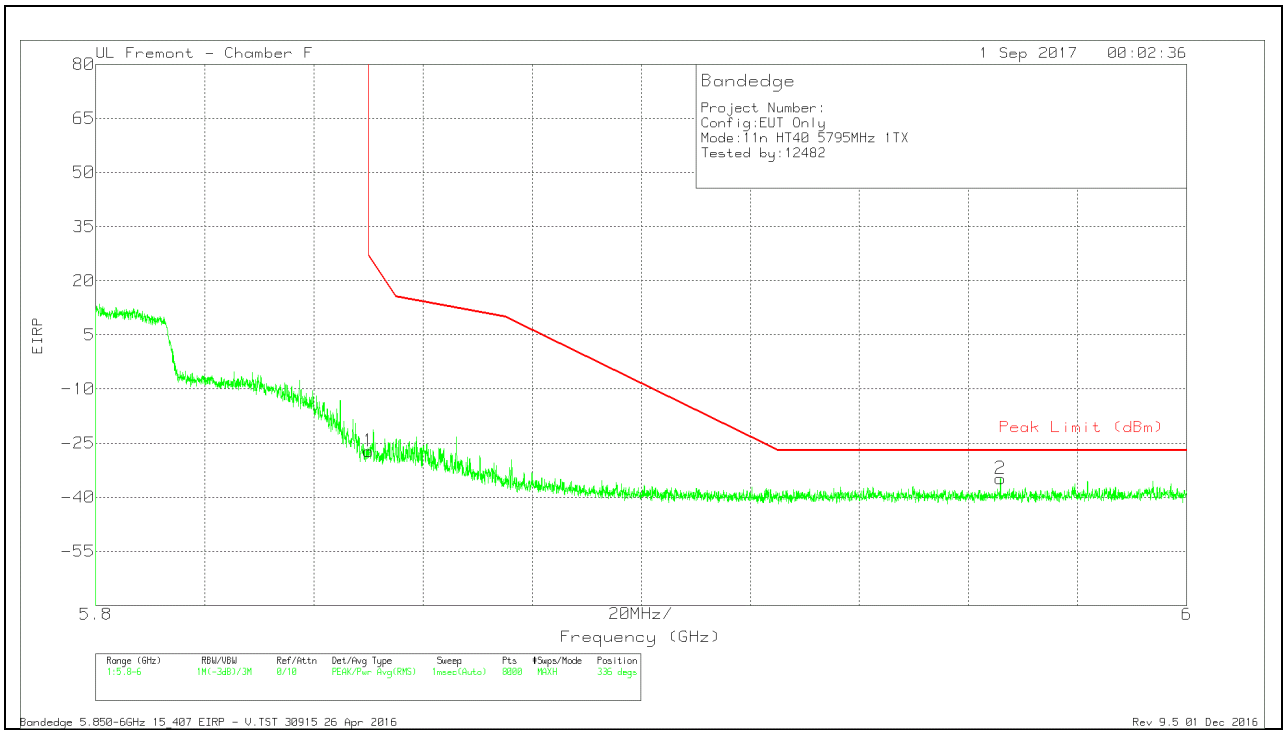

Marker	Frequency (GHz)	Meter Reading (dBm)	Det	AF T119 (dB/m)	Amp/Cbl/Fltr/Pad (dB)	Conversion Factor (dB)	DC Corr (dB)	Corrected Reading EIRP	Peak Limit (dBm)	PK Margin (dB)	Azimuth (Degs)	Height (cm)	Polarity
1	5.85	-56.03	Pk	35.1	-18.1	11.8	0	-27.23	26.99	-54.22	336	208	V
2	5.966	-63.64	Pk	35.2	-18.2	11.8	0	-34.84	-27	-7.84	336	208	V

Pk - Peak detector

UL VERIFICATION SERVICES INC. FORM NO: CCSUP4701J
47173 BENICIA STREET, FREMONT, CA 94538, USA TEL: (510) 771-1000 FAX: (510) 661-0888
This report shall not be reproduced except in full, without the written approval of UL Verification Services Inc.

1TX Antenna B

BANDEDGE (LOW CHANNEL)

HORIZONTAL RESULT

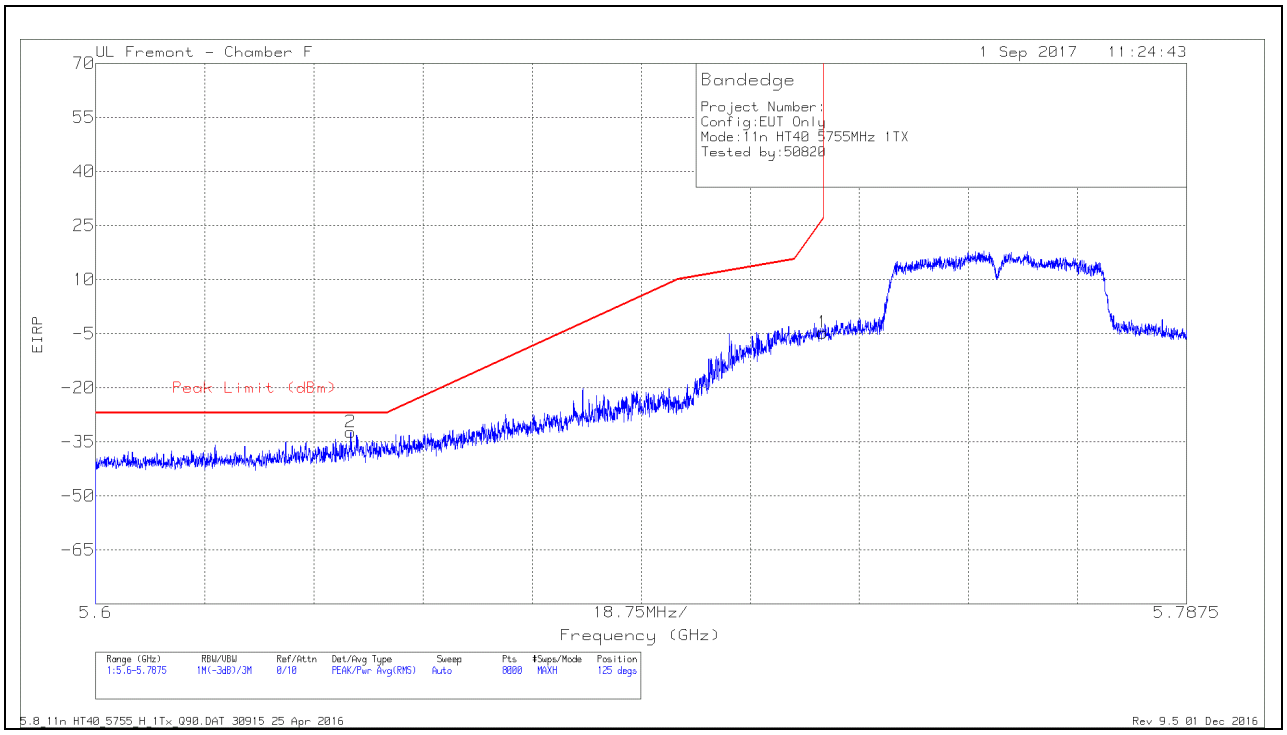

Marker	Frequency (GHz)	Meter Reading (dBm)	Det	AF T119 (dB/m)	Amp/Cbl/Fltr/Pad (dB)	Conversion Factor (dB)	DC Corr (dB)	Corrected Reading EIRP	Peak Limit (dBm)	PK Margin (dB)	Azimuth (Degs)	Height (cm)	Polarity
1	5.725	-33.52	Pk	35	-18	11.8	0	-4.72	26.96	-31.68	125	272	H
2	5.644	-60.84	Pk	34.9	-18.2	11.8	0	-32.34	-27	-5.34	125	272	H

* - indicates frequency in CFR47 Pt 15 / IC RSS-Restricted Band
Pk - Peak detector

UL VERIFICATION SERVICES INC. FORM NO: CCSUP4701J
47173 BENICIA STREET, FREMONT, CA 94538, USA TEL: (510) 771-1000 FAX: (510) 661-0888
This report shall not be reproduced except in full, without the written approval of UL Verification Services Inc.

VERTICAL RESULT

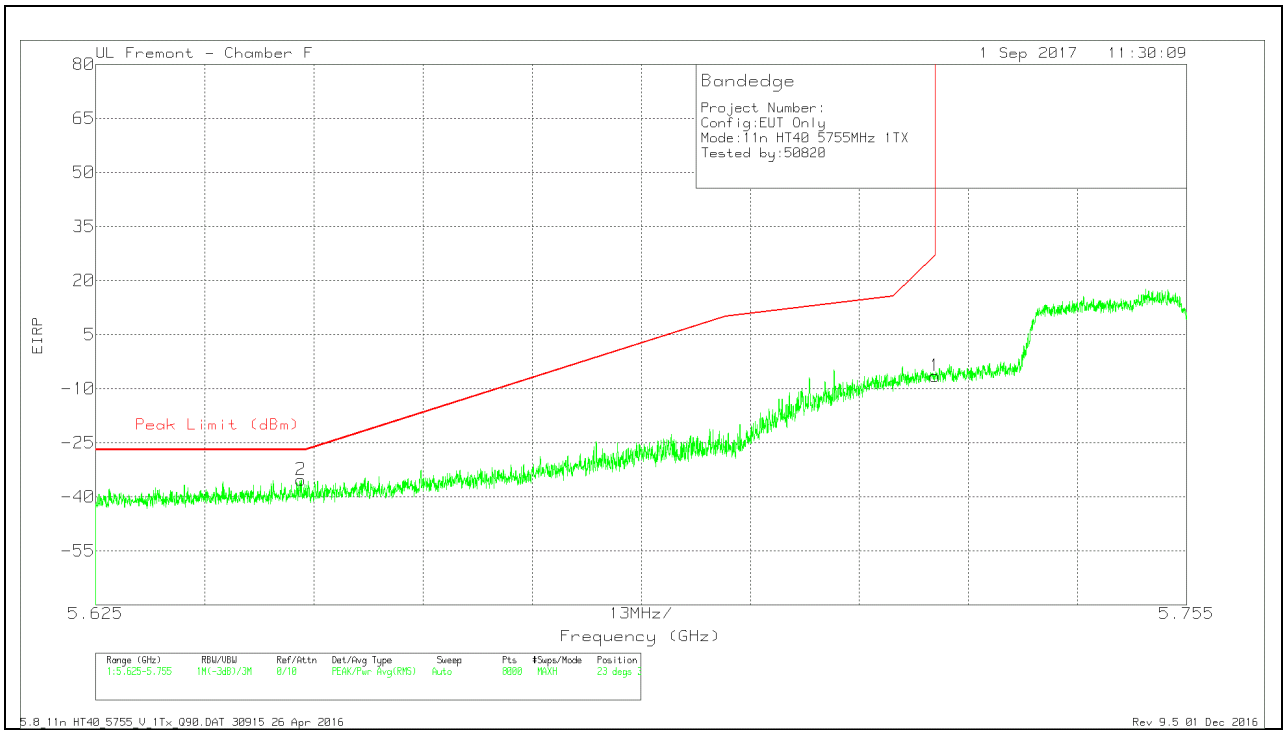

Marker	Frequency (GHz)	Meter Reading (dBm)	Det	AF T119 (dB/m)	Amp/Cbl/Fltr/Pad (dB)	Conversion Factor (dB)	DC Corr (dB)	Corrected Reading EIRP	Peak Limit (dBm)	PK Margin (dB)	Azimuth (Degs)	Height (cm)	Polarity
1	5.725	-35.26	Pk	35	-18	11.8	0	-6.46	27	-33.46	23	359	V
2	5.649	-63.9	Pk	34.9	-18.1	11.8	0	-35.3	-27	-8.3	23	359	V

* - indicates frequency in CFR47 Pt 15 / IC RSS-Restricted Band
Pk - Peak detector

UL VERIFICATION SERVICES INC. FORM NO: CCSUP4701J
47173 BENICIA STREET, FREMONT, CA 94538, USA TEL: (510) 771-1000 FAX: (510) 661-0888
This report shall not be reproduced except in full, without the written approval of UL Verification Services Inc.

BANDEDGE (HIGH CHANNEL)

HORIZONTAL RESULT

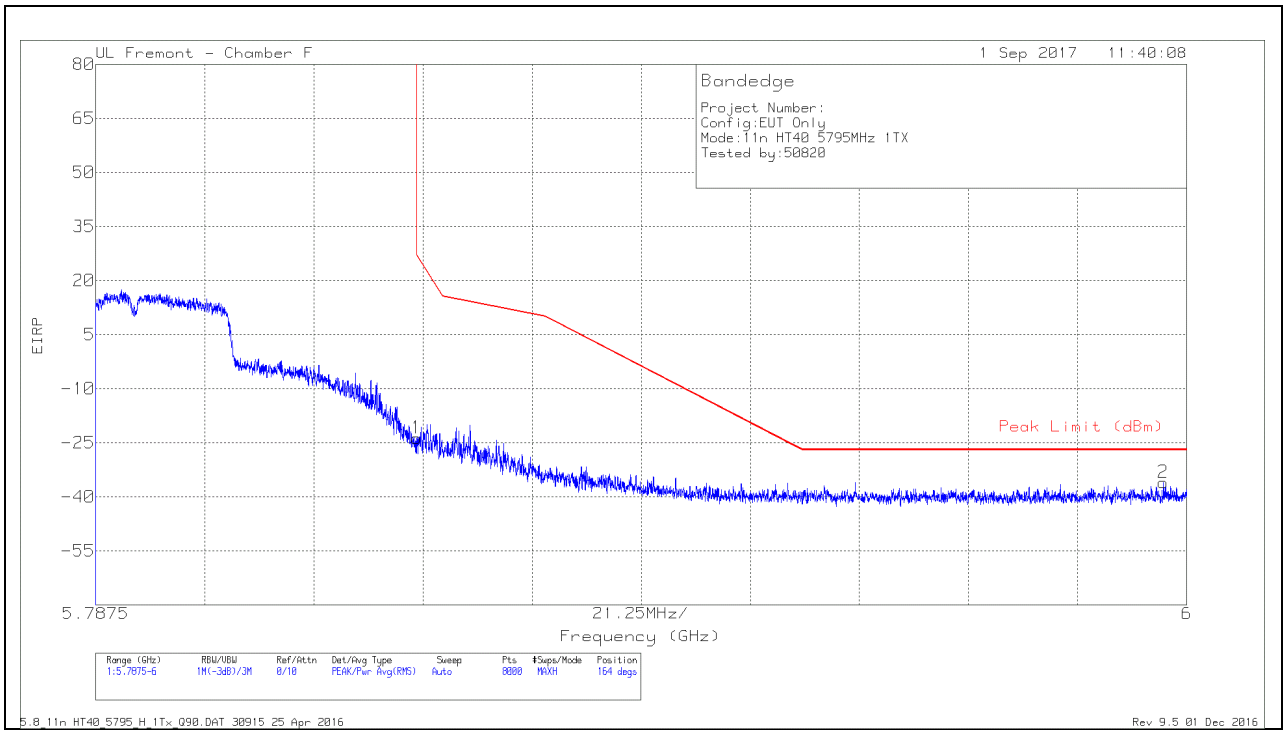

Marker	Frequency (GHz)	Meter Reading (dBm)	Det	AF T119 (dB/m)	Amp/Cbl/Fltr/Pad (dB)	Conversion Factor (dB)	DC Corr (dB)	Corrected Reading EIRP	Peak Limit (dBm)	PK Margin (dB)	Azimuth (Degs)	Height (cm)	Polarity
1	5.85	-52.49	Pk	35.1	-18.1	11.8	0	-23.69	26.98	-50.67	164	262	H
2	5.995	-64.93	Pk	35.2	-18.1	11.8	0	-36.03	-27	-9.03	164	262	H

* - indicates frequency in CFR47 Pt 15 / IC RSS-Restricted Band
Pk - Peak detector

UL VERIFICATION SERVICES INC. FORM NO: CCSUP4701J
47173 BENICIA STREET, FREMONT, CA 94538, USA TEL: (510) 771-1000 FAX: (510) 661-0888
This report shall not be reproduced except in full, without the written approval of UL Verification Services Inc.

VERTICAL RESULT

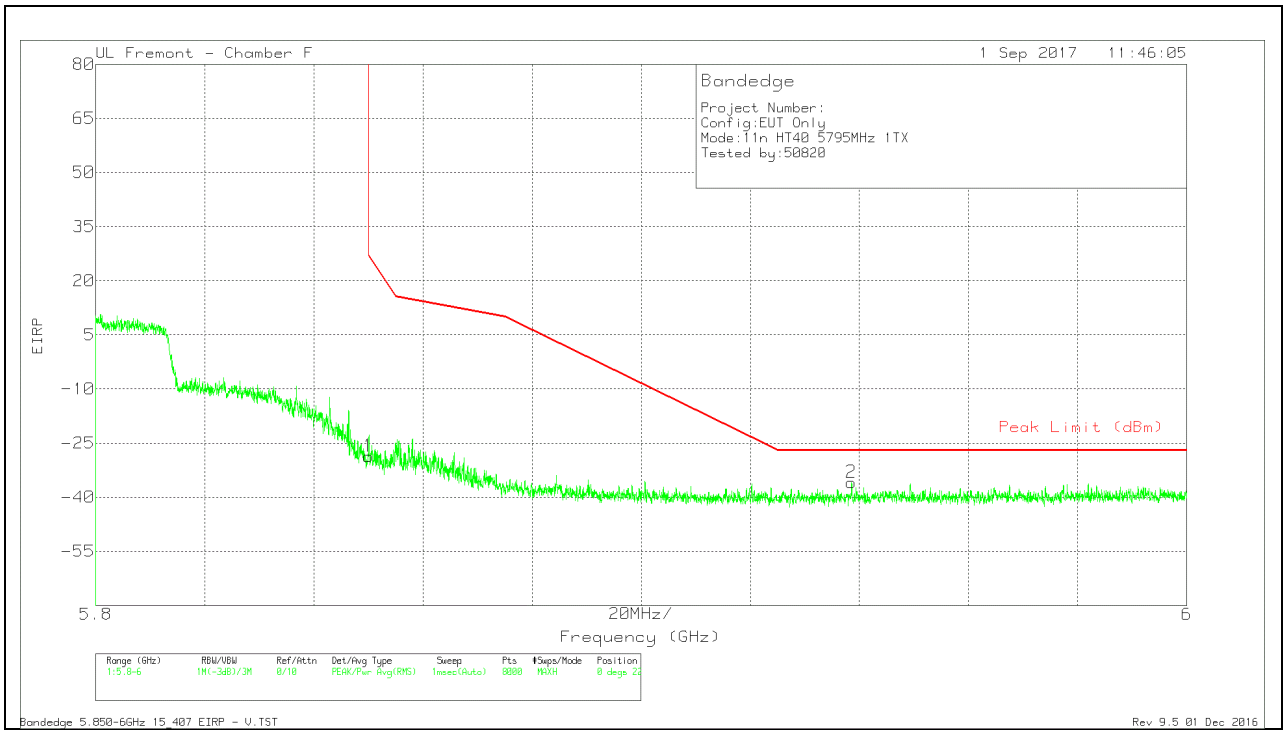

Marker	Frequency (GHz)	Meter Reading (dBm)	Det	AF T119 (dB/m)	Amp/Cbl/Fltr/Pad (dB)	Conversion Factor (dB)	Corrected Reading EIRP	Peak Limit (dBm)	PK Margin (dB)	Azimuth (Degs)	Height (cm)	Polarity
1	5.85	-57.45	Pk	35.1	-18.1	11.8	-28.65	26.99	-55.64	0	221	V
2	5.939	-64.62	Pk	35.2	-18.3	11.8	-35.92	-27	-8.92	0	221	V

Pk - Peak detector

UL VERIFICATION SERVICES INC. FORM NO: CCSUP4701J
47173 BENICIA STREET, FREMONT, CA 94538, USA TEL: (510) 771-1000 FAX: (510) 661-0888
This report shall not be reproduced except in full, without the written approval of UL Verification Services Inc.

2TX Antenna A + Antenna B CDD MODE

BANDEDGE (LOW CHANNEL)

HORIZONTAL RESULT

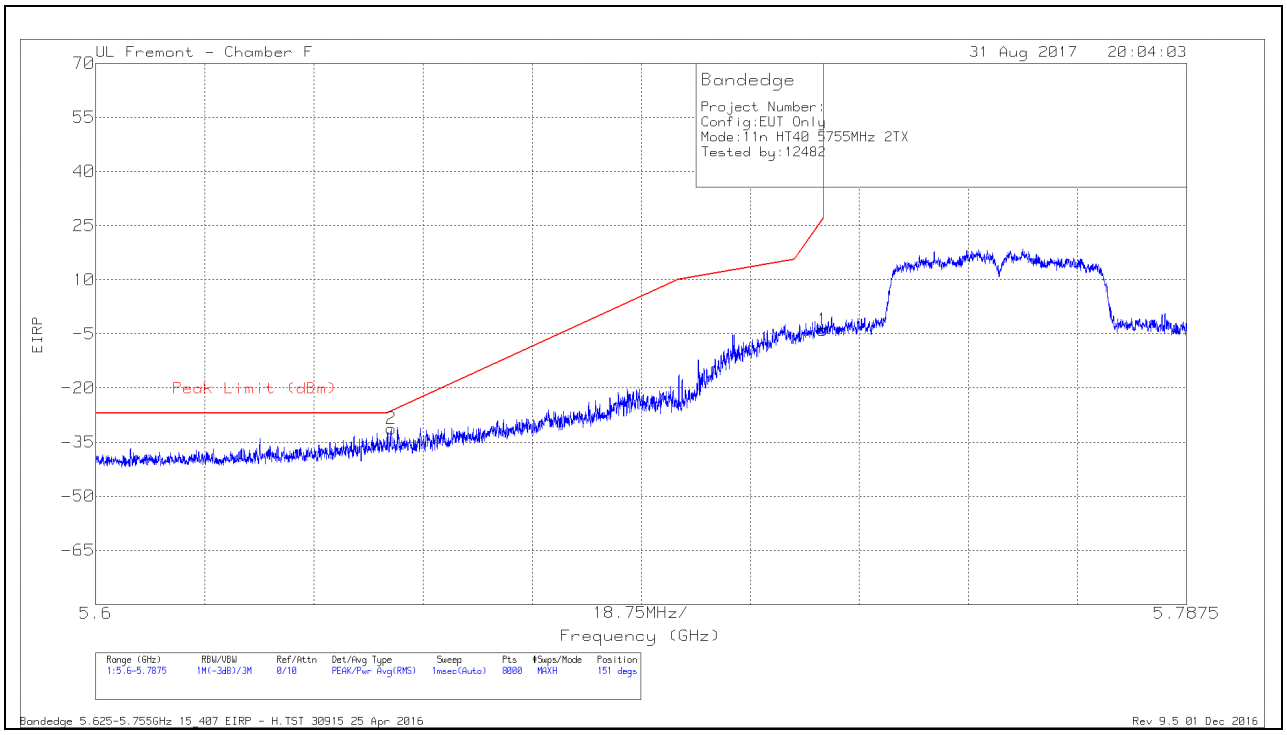

Marker	Frequency (GHz)	Meter Reading (dBm)	Det	AF T119 (dB/m)	Amp/Cbl/Fltr/Pad (dB)	Conversion Factor (dB)	DC Corr (dB)	Corrected Reading EIRP	Peak Limit (dBm)	PK Margin (dB)	Azimuth (Degs)	Height (cm)	Polarity
1	5.725	-32.72	Pk	35	-18	11.8	0	-3.92	26.96	-30.88	151	266	H
2	5.651	-59.91	Pk	34.9	-18.1	11.8	0	-31.31	-26.43	-4.88	151	266	H

Pk - Peak detector

UL VERIFICATION SERVICES INC. FORM NO: CCSUP4701J
47173 BENICIA STREET, FREMONT, CA 94538, USA TEL: (510) 771-1000 FAX: (510) 661-0888
This report shall not be reproduced except in full, without the written approval of UL Verification Services Inc.

VERTICAL RESULT

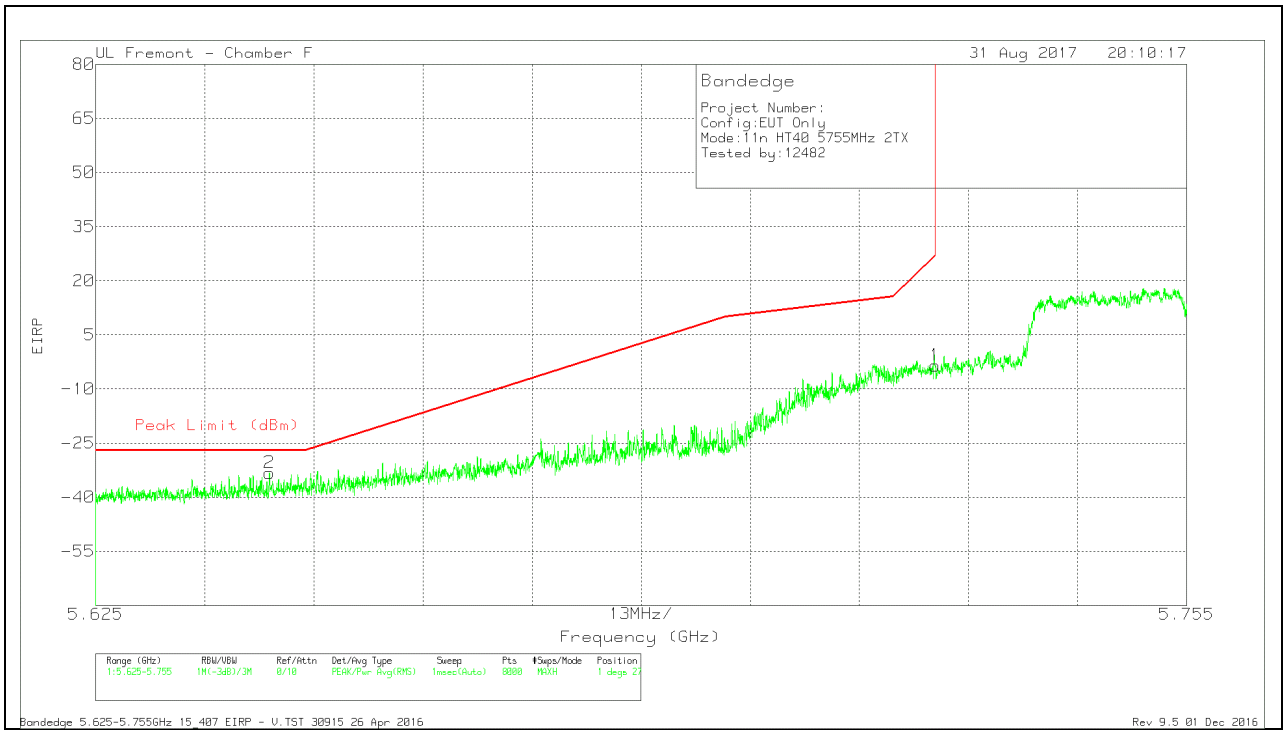

Marker	Frequency (GHz)	Meter Reading (dBm)	Det	AF T119 (dB/m)	Amp/Cbl/Fltr/Pad (dB)	Conversion Factor (dB)	DC Corr (dB)	Corrected Reading EIRP	Peak Limit (dBm)	PK Margin (dB)	Azimuth (Degs)	Height (cm)	Polarity
1	5.725	-32.3	Pk	35	-18	11.8	0	-3.5	27	-30.5	1	276	V
2	5.646	-61.77	Pk	34.9	-18.2	11.8	0	-33.27	-27	-6.27	1	276	V

Pk - Peak detector

UL VERIFICATION SERVICES INC. FORM NO: CCSUP4701J
47173 BENICIA STREET, FREMONT, CA 94538, USA TEL: (510) 771-1000 FAX: (510) 661-0888
This report shall not be reproduced except in full, without the written approval of UL Verification Services Inc.

BANDEDGE (HIGH CHANNEL)

HORIZONTAL RESULT

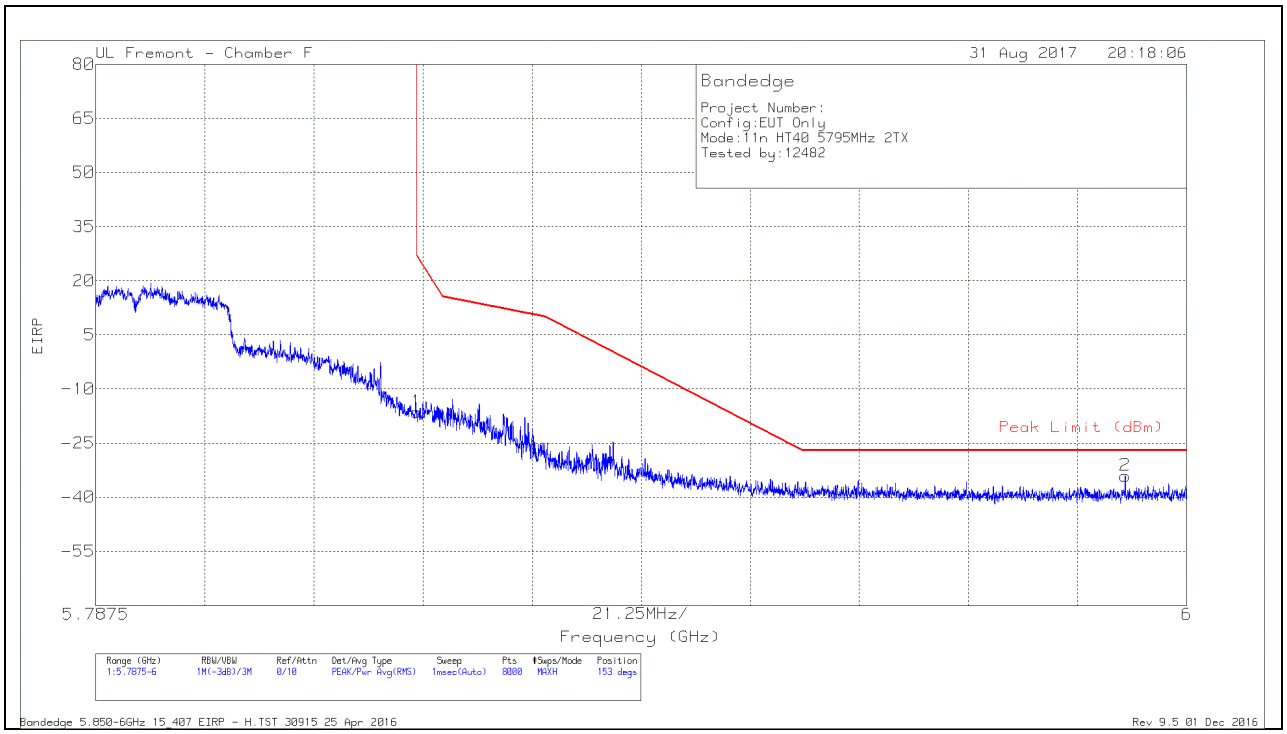

Marker	Frequency (GHz)	Meter Reading (dBm)	Det	AF T119 (dB/m)	Amp/Cbl/Fltr/Pad (dB)	Conversion Factor (dB)	DC Corr (dB)	Corrected Reading EIRP	Peak Limit (dBm)	PK Margin (dB)	Azimuth (Degs)	Height (cm)	Polarity
1	5.85	-45.16	Pk	35.1	-18.1	11.8	0	-16.36	26.98	-43.34	153	238	H
2	5.988	-63.03	Pk	35.2	-18	11.8	0	-34.03	-27	-7.03	153	238	H

Pk - Peak detector

UL VERIFICATION SERVICES INC. FORM NO: CCSUP4701J
47173 BENICIA STREET, FREMONT, CA 94538, USA TEL: (510) 771-1000 FAX: (510) 661-0888
This report shall not be reproduced except in full, without the written approval of UL Verification Services Inc.

VERTICAL RESULT

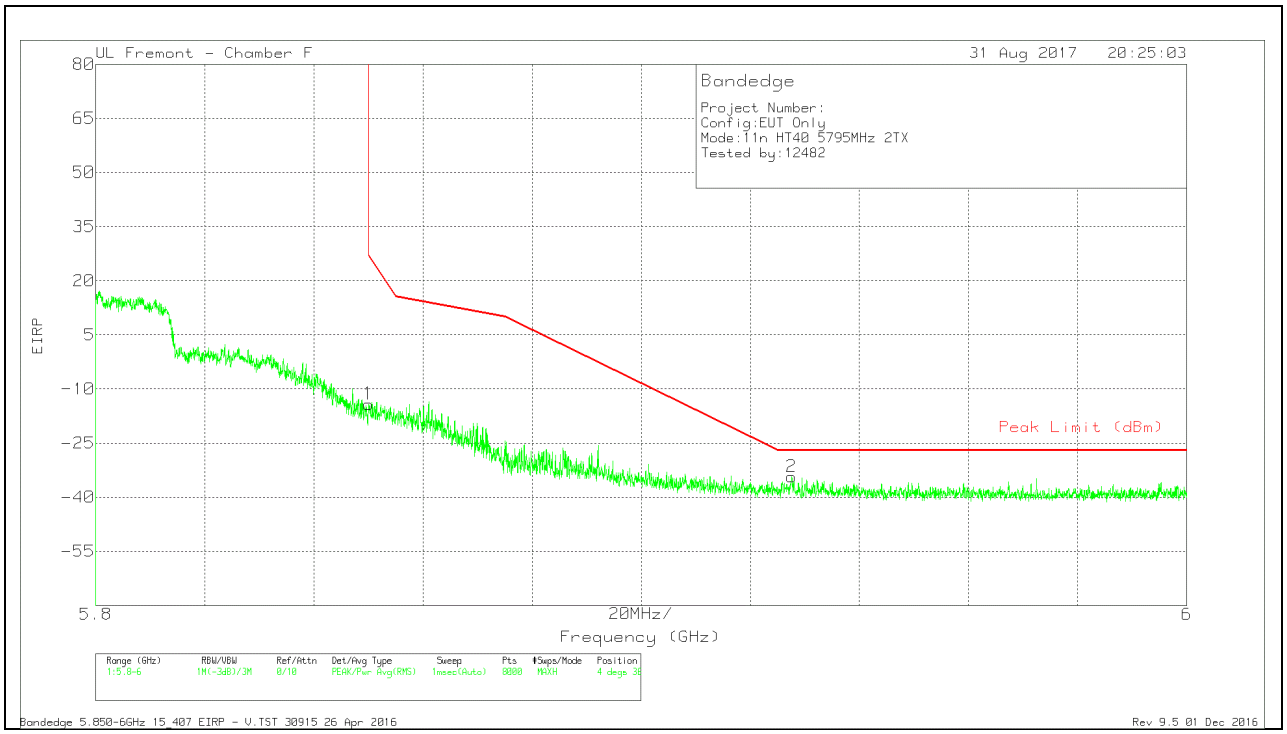

Marker	Frequency (GHz)	Meter Reading (dBm)	Det	AF T119 (dB/m)	Amp/Cbl/Fltr/Pad (dB)	Conversion Factor (dB)	DC Corr (dB)	Corrected Reading EIRP	Peak Limit (dBm)	PK Margin (dB)	Azimuth (Degs)	Height (cm)	Polarity
1	5.85	-43.02	Pk	35.1	-18.1	11.8	0	-14.22	26.99	-41.21	4	362	V
2	5.928	-63.02	Pk	35.2	-18.3	11.8	0	-34.32	-27	-7.32	4	362	V

Pk - Peak detector

UL VERIFICATION SERVICES INC. FORM NO: CCSUP4701J
47173 BENICIA STREET, FREMONT, CA 94538, USA TEL: (510) 771-1000 FAX: (510) 661-0888
This report shall not be reproduced except in full, without the written approval of UL Verification Services Inc.