PCTEST ENGINEERING LABORATORY, INC.
18855 Adams Ct, Morgan Hill, CA 95037 USA
Tel. +1.410.290.6652 / Fax +1.410.290.6654
http://www.pctest.com

SAR EVALUATION REPORT

Applicant Name:
Apple, Inc.
One Apple Park Way
Cupertino, CA 95014

Date of Testing:
07/05/18 - 07/30/18
Test Site/Location:
PCTEST Lab, Morgan Hill, CA, USA
Document Serial No.:
1C1806040007-01-R2.BCG

FCC ID: **BCG-A2008**

APPLICANT: **APPLE, INC.**

DUT Type: Watch
Application Type: Certification
FCC Rule Part(s): CFR §2.1093
Model: A2008

Equipment Class	Band & Mode	Tx Frequency	SAR	
			1g Head (W/kg)	10g Extremity (W/kg)
TNT	UMTS 850	826.40 - 846.60 MHz	< 0.1	0.31
TNT	LTE Band 5 (Cell)	824.7 - 848.3 MHz	< 0.1	0.22
TNT	LTE Band 26 (Cell)	814.7 - 848.3 MHz	< 0.1	0.22
TNT	LTE Band 7	2502.5 - 2567.5 MHz	0.36	0.17
TNT	LTE Band 41	2498.5 - 2687.5 MHz	0.27	< 0.1
DTS	2.4 GHz WLAN	2412 - 2472 MHz	0.14	0.11
DSS/DTS	Bluetooth	2402 - 2480 MHz	0.10	< 0.1
Simultaneous SAR per KDB 690783 D01v01r03:			0.50	0.42

Note: This revised Test Report (S/N: 1C1806040007-01-R2.BCG) supersedes and replaces the previously issued test report on the same subject device for the same type of testing as indicated. Please discard or destroy the previously issued test report(s) and dispose of it accordingly.

This wireless portable device has been shown to be capable of compliance for localized specific absorption rate (SAR) for uncontrolled environment/general population exposure limits specified in ANSI/IEEE C95.1-1992 and has been tested in accordance with the measurement procedures specified in Section 1.8 of this report; for North American frequency bands only.

I attest to the accuracy of data. All measurements reported herein were performed by me or were made under my supervision and are correct to the best of my knowledge and belief. I assume full responsibility for the completeness of these measurements and vouch for the qualifications of all persons taking them. Test results reported herein relate only to the item(s) tested.

Randy Ortanez
President

The SAR Tick is an initiative of the Mobile & Wireless Forum (MWF). While a product may be considered eligible, use of the SAR Tick logo requires an agreement with the MWF. Further details can be obtained by emailing: sartick@mwfai.info.

© 2018 PCTEST Engineering Laboratory, Inc.
REV 20.11 M
06/19/2018

© 2018 PCTEST Engineering Laboratory, Inc. All rights reserved. Unless otherwise specified, no part of this report may be reproduced or utilized in any part, form or by any means, electronic or mechanical, including photocopying and microfilm, without permission in writing from PCTEST Engineering Laboratory, Inc. If you have any questions about this international copyright or have an enquiry about obtaining additional rights to this report or assembly of contents thereof, please contact INFO@PCTEST.COM.

TABLE OF CONTENTS

1 DEVICE UNDER TEST 3

2 LTE INFORMATION 7

3 INTRODUCTION 8

4 DOSIMETRIC ASSESSMENT 9

5 TEST CONFIGURATION POSITIONS 10

6 RF EXPOSURE LIMITS 11

7 FCC MEASUREMENT PROCEDURES 12

8 RF CONDUCTED POWERS 16

9 SYSTEM VERIFICATION 31

10 SAR DATA SUMMARY 33

11 FCC MULTI-TX AND ANTENNA SAR CONSIDERATIONS 42

12 SAR MEASUREMENT VARIABILITY 45

13 EQUIPMENT LIST 46

14 MEASUREMENT UNCERTAINTIES 47

15 CONCLUSION 48

16 REFERENCES 49

APPENDIX A: SAR TEST PLOTS

APPENDIX B: SAR DIPOLE VERIFICATION PLOTS

APPENDIX C: PROBE AND DIPOLE CALIBRATION CERTIFICATES

APPENDIX D: SAR TISSUE SPECIFICATIONS

APPENDIX E: SAR SYSTEM VALIDATION

APPENDIX F: DUT ANTENNA DIAGRAM & SAR TEST SETUP PHOTOGRAPHS

© 2018 PCTEST Engineering Laboratory, Inc.

REV 20.11 M
06/19/2018

© 2018 PCTEST Engineering Laboratory, Inc. All rights reserved. Unless otherwise specified, no part of this report may be reproduced or utilized in any part, form or by any means, electronic or mechanical, including photocopying and microfilm, without permission in writing from PCTEST Engineering Laboratory, Inc. If you have any questions about this international copyright or have an enquiry about obtaining additional rights to this report or assembly of contents thereof, please contact INFO@PCTEST.COM.

1 DEVICE UNDER TEST

1.1 Device Overview

Table 1-1
Summary EUT Bands/Modes

Band & Mode	Operating Modes	Tx Frequency
UMTS 850	Voice/Data	826.40 - 846.60 MHz
LTE Band 5 (Cell)	Voice/Data	824.7 - 848.3 MHz
LTE Band 26 (Cell)	Voice/Data	814.7 - 848.3 MHz
LTE Band 7	Voice/Data	2502.5 - 2567.5 MHz
LTE Band 41	Voice/Data	2498.5 - 2687.5 MHz
2.4 GHz WLAN	Voice/Data	2412 - 2472 MHz
Bluetooth	Data	2402 - 2480 MHz
NFC	Data	13.56 MHz

1.2 Power Reduction for SAR

There is no power reduction used for any band/mode implemented in this device for SAR purposes.

1.3 Nominal and Maximum Output Power Specifications

This device operates using the following maximum and nominal output power specifications. SAR values were scaled to the maximum allowed power to determine compliance per KDB Publication 447498 D01v06.

1.3.1 Maximum Output Power

Table 1.3.1
Summary Max Conducted Powers – UMTS Mode

Mode / Band		Modulated Average (dBm)		
		3GPP WCDMA	*3GPP HSDPA*	*3GPP HSUPA*
UMTS Band 5 (850 MHz)	Maximum	**25.0**	**25.0**	**24.0**
	Nominal	**24.0**	**24.0**	**23.0**

© 2018 PCTEST Engineering Laboratory, Inc. All rights reserved. Unless otherwise specified, no part of this report may be reproduced or utilized in any part, form or by any means, electronic or mechanical, including photocopying and microfilm, without permission in writing from PCTEST Engineering Laboratory, Inc. If you have any questions about this international copyright or have an enquiry about obtaining additional rights to this report or assembly of contents thereof, please contact INFO@PCTEST.COM.

Table 1.3.2
Summary Max Conducted Powers – LTE FDD Mode

Mode / Band		Modulated Average (dBm)
LTE Band 5 (Cell)	Maximum	**25.0**
	Nominal	**24.0**
LTE Band 26 (Cell)	Maximum	**25.0**
	Nominal	**24.0**
LTE Band 7	Maximum	**22.5**
	Nominal	**21.5**

Table 1.3.3
Summary Max Conducted Powers – LTE TDD Mode

Mode / Band		Modulated Average (dBm)
LTE Band 41 (2496-2530 MHz)	Maximum	**22.15**
	Nominal	**21.40**
LTE Band 41 (2530-2690 MHz)	Maximum	**22.75**
	Nominal	**22.00**

Table 1.3.4
Summary Max Conducted Powers – WiFi Mode

Mode / Band		Modulated Average (dBm)			
		Ch.1, 11	Ch.2-10	Ch.12	Ch.13
IEEE 802.11b (2.4 GHz)	Maximum	**19.0**	**19.0**	**19.0**	**18.0**
IEEE 802.11g (2.4 GHz)	Maximum	**17.5**	**18.5**	**15.0**	**7.0**
IEEE 802.11n (2.4 GHz)	Maximum	**17.5**	**18.5**	**15.0**	**7.0**

© 2018 PCTEST Engineering Laboratory, Inc. All rights reserved. Unless otherwise specified, no part of this report may be reproduced or utilized in any part, form or by any means, electronic or mechanical, including photocopying and microfilm, without permission in writing from PCTEST Engineering Laboratory, Inc. If you have any questions about this international copyright or have an enquiry about obtaining additional rights to this report or assembly of contents thereof, please contact INFO@PCTEST.COM.

Table 1.3.5
Summary Max Conducted Powers – Bluetooth Mode

Mode / Band		Modulated Average (dBm)
Bluetooth BDR (ePA)	Maximum	**18.0**
Bluetooth BDR (iPA)	Maximum	**13.0**
Bluetooth EDR (ePA)	Maximum	**14.0**
Bluetooth EDR (iPA)	Maximum	**10.0**
Bluetooth LE (ePA)	Maximum	**18.0**
Bluetooth LE (iPA)	Maximum	**13.0**
Bluetooth HDR (ePA)	Maximum	**10.5**
Bluetooth HDR (iPA)	Maximum	**10.0**

1.4 DUT Antenna Locations

A diagram showing the location of the device antennas can be found in Appendix F.

1.5 Near Field Communications (NFC) Antenna

This DUT has NFC operations. The NFC antenna is integrated into the device for this model. Therefore, all SAR tests were performed with the device which already incorporates the NFC antenna. A diagram showing the location of the NFC antenna can be found in Appendix F.

1.6 Simultaneous Transmission Capabilities

According to FCC KDB Publication 447498 D01v06, transmitters are considered to be transmitting simultaneously when there is overlapping transmission, with the exception of transmissions during network hand-offs with maximum hand-off duration less than 30 seconds.

This device contains multiple transmitters that may operate simultaneously, and therefore requires a simultaneous transmission analysis according to FCC KDB Publication 447498 D01v06 4.3.2 procedures.

Table 1-2
Simultaneous Transmission Scenarios

No.	Capable Transmit Configuration	Head	Extremity
1	UMTS + 2.4 GHz WI-FI	Yes	Yes
2	UMTS + 2.4 GHz Bluetooth	Yes	Yes
3	LTE + 2.4 GHz WI-FI	Yes	Yes
4	LTE + 2.4 GHz Bluetooth	Yes	Yes

1. 2.4 GHz WLAN, and 2.4 GHz Bluetooth share the same antenna path and cannot transmit simultaneously.
2. All licensed modes share the same antenna path and cannot transmit simultaneously.
3. When the user utilizes multiple services in UMTS 3G mode it uses multi-Radio Access Bearer or multi RAB. The power control is based on a physical control channel (Dedicated Physical Control Channel [DPCCH]) and power control will be adjusted to meet the needs of both services. Therefore, the UMTS+WLAN scenario also represents the UMTS Voice/DATA + WLAN scenario.
4. This device supports VOWIFI and VOLTE.

© 2018 PCTEST Engineering Laboratory, Inc. All rights reserved. Unless otherwise specified, no part of this report may be reproduced or utilized in any part, form or by any means, electronic or mechanical, including photocopying and microfilm, without permission in writing from PCTEST Engineering Laboratory, Inc. If you have any questions about this international copyright or have an enquiry about obtaining additional rights to this report or assembly of contents thereof, please contact INFO@PCTEST.COM.

1.7 Miscellaneous SAR Test Considerations

(A) Licensed Transmitter(s)

This device is only capable of QPSK HSUPA in the uplink. Therefore, no additional SAR tests are required beyond that described for devices with HSUPA in KDB 941225 D01v03r01.

LTE SAR for the higher modulations and lower bandwidths were not tested since the maximum average output power of all required channels and configurations was not more than 0.5 dB higher than the highest bandwidth; and the reported LTE SAR for the highest bandwidth was less than 1.45 W/kg for all configurations according to FCC KDB 941225 D05v02r04. This device is limited to 27 RB on the uplink for 16QAM modulation. Additional measurements were evaluated to support SAR test exclusion for 16QAM as described in Section 7.5.4.

(B) WIFI

This device supports channel 1-13 for 2.4 GHz WLAN. However, due to the reduced output power for channels 12 and 13, channels 1, 6, and 11 were considered for SAR testing per KDB 248227 D01v02r02.

1.8 Guidance Applied

- IEEE 1528-2013
- FCC KDB Publication 941225 D01v03r01, D05v02r04, D06v02r01 (3G/4G)
- FCC KDB Publication 248227 D01v02r02 (SAR Considerations for 802.11 Devices)
- FCC KDB Publication 447498 D01v06 (General SAR Guidance, Wrist-worn Device Guidance)

1.9 Device Serial Numbers

Several samples with identical hardware were used to support SAR testing. The manufacturer has confirmed that the device(s) tested have the same physical, mechanical and thermal characteristics and are within operational tolerances expected for production units. The serial numbers used for each test are indicated alongside the results in Section 10.

1.10 Device Housing Types and Wristband Types

This device has two housing types that were evaluated independently for SAR: Aluminum and Stainless Steel. The device can also be used with different wristband accessories. The non-metallic wrist accessory, sport band, was evaluated for all exposure conditions. The available metallic wrist accessories, metal links band and metal loop band, were additionally evaluated.

© 2018 PCTEST Engineering Laboratory, Inc. All rights reserved. Unless otherwise specified, no part of this report may be reproduced or utilized in any part, form or by any means, electronic or mechanical, including photocopying and microfilm, without permission in writing from PCTEST Engineering Laboratory, Inc. If you have any questions about this international copyright or have an enquiry about obtaining additional rights to this report or assembly of contents thereof, please contact INFO@PCTEST.COM.

2 LTE INFORMATION

LTE Information					
FCC ID	**BCG-A2008**				
Form Factor	Watch				
Frequency Range of each LTE transmission band	LTE Band 5 (Cell) (824.7 - 848.3 MHz)				
	LTE Band 26 (Cell) (814.7 - 848.3 MHz)				
	LTE Band 7 (2502.5 - 2567.5 MHz)				
	LTE Band 41 (2498.5 - 2687.5 MHz)				
Channel Bandwidths	LTE Band 5 (Cell): 1.4 MHz, 3 MHz, 5 MHz, 10 MHz				
	LTE Band 26 (Cell): 1.4 MHz, 3 MHz, 5 MHz, 10 MHz				
	LTE Band 7: 5 MHz, 10 MHz, 15 MHz, 20 MHz				
	LTE Band 41: 5 MHz, 10 MHz, 15 MHz, 20 MHz				
Channel Numbers and Frequencies (MHz)	Low	Low-Mid	Mid	Mid-High	High
LTE Band 5 (Cell): 1.4 MHz	824.7 (20407)		836.5 (20525)	848.3 (20643)	
LTE Band 5 (Cell): 3 MHz	825.5 (20415)		836.5 (20525)	847.5 (20635)	
LTE Band 5 (Cell): 5 MHz	826.5 (20425)		836.5 (20525)	846.5 (20625)	
LTE Band 5 (Cell): 10 MHz	829 (20450)		836.5 (20525)	844 (20600)	
LTE Band 26 (Cell): 1.4 MHz	814.7 (26697)		831.5 (26865)	848.3 (27033)	
LTE Band 26 (Cell): 3 MHz	815.5 (26705)		831.5 (26865)	847.5 (27025)	
LTE Band 26 (Cell): 5 MHz	816.5 (26715)		831.5 (26865)	846.5 (27015)	
LTE Band 26 (Cell): 10 MHz	819 (26740)		831.5 (26865)	844 (26990)	
LTE Band 7: 5 MHz	2502.5 (20775)		2535 (21100)	2567.5 (21425)	
LTE Band 7: 10 MHz	2505 (20800)		2535 (21100)	2565 (21400)	
LTE Band 7: 15 MHz	2507.5 (20825)		2535 (21100)	2562.5 (21375)	
LTE Band 7: 20 MHz	2510 (20850)		2535 (21100)	2560 (21350)	
LTE Band 41: 5 MHz	2506 (39750)	2549.5 (40185)	2593 (40620)	2636.5 (41055)	2680 (41490)
LTE Band 41: 10 MHz	2506 (39750)	2549.5 (40185)	2593 (40620)	2636.5 (41055)	2680 (41490)
LTE Band 41: 15 MHz	2506 (39750)	2549.5 (40185)	2593 (40620)	2636.5 (41055)	2680 (41490)
LTE Band 41: 20 MHz	2506 (39750)	2549.5 (40185)	2593 (40620)	2636.5 (41055)	2680 (41490)
UE Category	1				
Modulations Supported in UL	QPSK, 16QAM				
LTE MPR Permanently implemented per 3GPP TS 36.101 section 6.2.3~6.2.5? (manufacturer attestation to be provided)	YES				
A-MPR (Additional MPR) disabled for SAR Testing?	YES				
LTE Additional Information	This device does not support full CA features on 3GPP Release 12. All uplink communications are identical to the Release 8 Specifications. The following LTE Release 10 Features are not supported: Carrier Aggregation, Relay, HetNet, Enhanced MIMO, eICIC, WIFI Offloading, eMBMS, Cross-Carrier Scheduling, Enhanced SC-FDMA.				

© 2018 PCTEST Engineering Laboratory, Inc. All rights reserved. Unless otherwise specified, no part of this report may be reproduced or utilized in any part, form or by any means, electronic or mechanical, including photocopying and microfilm, without permission in writing from PCTEST Engineering Laboratory, Inc. If you have any questions about this international copyright or have an enquiry about obtaining additional rights to this report or assembly of contents thereof, please contact INFO@PCTEST.COM.

3 INTRODUCTION

The FCC and Innovation, Science, and Economic Development Canada have adopted the guidelines for evaluating the environmental effects of radio frequency (RF) radiation in ET Docket 93-62 on Aug. 6, 1996 and Health Canada Safety Code 6 to protect the public and workers from the potential hazards of RF emissions due to FCC-regulated portable devices. [1]

The safety limits used for the environmental evaluation measurements are based on the criteria published by the American National Standards Institute (ANSI) for localized specific absorption rate (SAR) in IEEE/ANSI C95.1-1992 Standard for Safety Levels with Respect to Human Exposure to Radio Frequency Electromagnetic Fields, 3 kHz to 300 GHz [3] and Health Canada RF Exposure Guidelines Safety Code 6 [22]. The measurement procedure described in IEEE/ANSI C95.3-2002 Recommended Practice for the Measurement of Potentially Hazardous Electromagnetic Fields - RF and Microwave [4] is used for guidance in measuring the Specific Absorption Rate (SAR) due to the RF radiation exposure from the Equipment Under Test (EUT). These criteria for SAR evaluation are similar to those recommended by the International Committee for Non-Ionizing Radiation Protection (ICNIRP) in Biological Effects and Exposure Criteria for Radiofrequency Electromagnetic Fields," Report No. Vol 74. SAR is a measure of the rate of energy absorption due to exposure to an RF transmitting source. SAR values have been related to threshold levels for potential biological hazards.

3.1 SAR Definition

Specific Absorption Rate is defined as the time derivative (rate) of the incremental energy (dU) absorbed by (dissipated in) an incremental mass (dm) contained in a volume element (dV) of a given density (ρ). It is also defined as the rate of RF energy absorption per unit mass at a point in an absorbing body (see Equation 3-1).

Equation 3-1
SAR Mathematical Equation

$$SAR = \frac{d}{dt}\left(\frac{dU}{dm}\right) = \frac{d}{dt}\left(\frac{dU}{\rho dv}\right)$$

SAR is expressed in units of Watts per Kilogram (W/kg).

$$SAR = \frac{\sigma \cdot E^2}{\rho}$$

where:

σ = conductivity of the tissue-simulating material (S/m)
ρ = mass density of the tissue-simulating material (kg/m^3)
E = Total RMS electric field strength (V/m)

NOTE: The primary factors that control rate of energy absorption were found to be the wavelength of the incident field in relation to the dimensions and geometry of the irradiated organism, the orientation of the organism in relation to the polarity of field vectors, the presence of reflecting surfaces, and whether conductive contact is made by the organism with a ground plane.[6]

© 2018 PCTEST Engineering Laboratory, Inc. All rights reserved. Unless otherwise specified, no part of this report may be reproduced or utilized in any part, form or by any means, electronic or mechanical, including photocopying and microfilm, without permission in writing from PCTEST Engineering Laboratory, Inc. If you have any questions about this international copyright or have an enquiry about obtaining additional rights to this report or assembly of contents thereof, please contact INFO@PCTEST.COM.

4 DOSIMETRIC ASSESSMENT

4.1 Measurement Procedure

The evaluation was performed using the following procedure compliant to FCC KDB Publication 865664 D01v01r04 and IEEE 1528-2013:

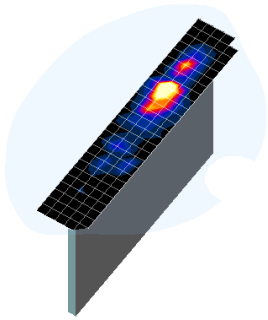

Figure 4-1 Sample SAR Area Scan

1. The SAR distribution at the exposed side of the head or body was measured at a distance no greater than 5.0 mm from the inner surface of the shell. The area covered the entire dimension of the device-head and body interface and the horizontal grid resolution was determined per FCC KDB Publication 865664 D01v01r04 (See Table 4-1) and IEEE 1528-2013.
2. The point SAR measurement was taken at the maximum SAR region determined from Step 1 to enable the monitoring of SAR fluctuations/drifts during the 1g/10g cube evaluation. SAR at this fixed point was measured and used as a reference value.
3. Based on the area scan data, the peak of the region with maximum SAR was determined by spline interpolation. Around this point, a volume was assessed according to the measurement resolution and volume size requirements of FCC KDB Publication 865664 D01v01r04 (See Table 4-1) and IEEE 1528-2013. On the basis of this data set, the spatial peak SAR value was evaluated with the following procedure (see references or the DASY manual online for more details):
   a. SAR values at the inner surface of the phantom are extrapolated from the measured values along the line away from the surface with spacing no greater than that in Table 4-1. The extrapolation was based on a least-squares algorithm. A polynomial of the fourth order was calculated through the points in the z-axis (normal to the phantom shell).
   b. After the maximum interpolated values were calculated between the points in the cube, the SAR was averaged over the spatial volume (1g or 10g) using a 3D-Spline interpolation algorithm. The 3D-spline is composed of three one-dimensional splines with the “Not a knot” condition (in x, y, and z directions). The volume was then integrated with the trapezoidal algorithm. One thousand points (10 x 10 x 10) were obtained through interpolation, in order to calculate the averaged SAR.
   c. All neighboring volumes were evaluated until no neighboring volume with a higher average value was found.
4. The SAR reference value, at the same location as step 2, was re-measured after the zoom scan was complete to calculate the SAR drift. If the drift deviated by more than 5%, the SAR test and drift measurements were repeated.

Table 4-1
Area and Zoom Scan Resolutions per FCC KDB Publication 865664 D01v01r04*

Frequency	Maximum Area Scan Resolution (mm) (Δx_{area}, Δy_{area})	Maximum Zoom Scan Resolution (mm) (Δx_{zoom}, Δy_{zoom})	Maximum Zoom Scan Spatial Resolution (mm)			Minimum Zoom Scan Volume (mm) (x,y,z)
			Uniform Grid	Graded Grid		
			$\Delta z_{zoom}(n)$	$\Delta z_{zoom}(1)$*	$\Delta z_{zoom}(n>1)$*	
≤ 2 GHz	≤ 15	≤ 8	≤ 5	≤ 4	≤ 1.5*$\Delta z_{zoom}(n-1)$	≥ 30
2-3 GHz	≤ 12	≤ 5	≤ 5	≤ 4	≤ 1.5*$\Delta z_{zoom}(n-1)$	≥ 30
3-4 GHz	≤ 12	≤ 5	≤ 4	≤ 3	≤ 1.5*$\Delta z_{zoom}(n-1)$	≥ 28
4-5 GHz	≤ 10	≤ 4	≤ 3	≤ 2.5	≤ 1.5*$\Delta z_{zoom}(n-1)$	≥ 25
5-6 GHz	≤ 10	≤ 4	≤ 2	≤ 2	≤ 1.5*$\Delta z_{zoom}(n-1)$	≥ 22

*Also compliant to IEEE 1528-2013 Table 6

© 2018 PCTEST Engineering Laboratory, Inc. All rights reserved. Unless otherwise specified, no part of this report may be reproduced or utilized in any part, form or by any means, electronic or mechanical, including photocopying and microfilm, without permission in writing from PCTEST Engineering Laboratory, Inc. If you have any questions about this international copyright or have an enquiry about obtaining additional rights to this report or assembly of contents thereof, please contact INFO@PCTEST.COM.

5 TEST CONFIGURATION POSITIONS

5.1 Device Holder

The device holder is made out of low-loss POM material having the following dielectric parameters: relative permittivity ε = 3 and loss tangent δ = 0.02. Additionally, a manufacturer provided low-loss foam was used to position the device for head SAR evaluations.

5.2 Positioning for Head

Devices that are designed to be worn on the wrist may operate in speaker mode for voice communication, with the device worn on the wrist and positioned next to the mouth. When next-to-mouth SAR evaluation is required, the device is positioned at 10 mm from a flat phantom filled with head tissue-equivalent medium. The device is evaluated with wrist bands strapped together to represent normal use condition.

5.1 Extremity Exposure Configuration

Devices that are designed or intended for use on extremities or mainly operated in extremity only exposure conditions; i.e., hands, wrists, feet and ankles, may require extremity SAR evaluation. When the device also operates in close proximity to the user's body, SAR compliance for the body is also required. When extremity SAR evaluation is required, the device is evaluated with the back of the device touching the flat phantom, which is filled with body tissue-equivalent medium. The device was evaluated with Sport wristband unstrapped and touching the phantom. For Metal Loop and Metal Links wristbands, the device was evaluated with wristbands strapped and the distance between wristbands and the phantom was minimized to represent the spacing created by actual use conditions.

© 2018 PCTEST Engineering Laboratory, Inc. All rights reserved. Unless otherwise specified, no part of this report may be reproduced or utilized in any part, form or by any means, electronic or mechanical, including photocopying and microfilm, without permission in writing from PCTEST Engineering Laboratory, Inc. If you have any questions about this international copyright or have an enquiry about obtaining additional rights to this report or assembly of contents thereof, please contact INFO@PCTEST.COM.

6 RF EXPOSURE LIMITS

6.1 Uncontrolled Environment

UNCONTROLLED ENVIRONMENTS are defined as locations where there is the exposure of individuals who have no knowledge or control of their exposure. The general population/uncontrolled exposure limits are applicable to situations in which the general public may be exposed or in which persons who are exposed as a consequence of their employment may not be made fully aware of the potential for exposure or cannot exercise control over their exposure. Members of the general public would come under this category when exposure is not employment-related; for example, in the case of a wireless transmitter that exposes persons in its vicinity.

6.2 Controlled Environment

CONTROLLED ENVIRONMENTS are defined as locations where there is exposure that may be incurred by persons who are aware of the potential for exposure, (i.e. as a result of employment or occupation). In general, occupational/controlled exposure limits are applicable to situations in which persons are exposed as a consequence of their employment, who have been made fully aware of the potential for exposure and can exercise control over their exposure. This exposure category is also applicable when the exposure is of a transient nature due to incidental passage through a location where the exposure levels may be higher than the general population/uncontrolled limits, but the exposed person is fully aware of the potential for exposure and can exercise control over his or her exposure by leaving the area or by some other appropriate means.

Table 6-1
SAR Human Exposure Specified in ANSI/IEEE C95.1-1992 and Health Canada Safety Code 6

HUMAN EXPOSURE LIMITS		
	UNCONTROLLED ENVIRONMENT *General Population* (W/kg) or (mW/g)	CONTROLLED ENVIRONMENT *Occupational* (W/kg) or (mW/g)
Peak Spatial Average SAR Head	1.6	8.0
Whole Body SAR	0.08	0.4
Peak Spatial Average SAR Hands, Feet, Ankle, Wrists, etc.	4.0	20

1. The Spatial Peak value of the SAR averaged over any 1 gram of tissue (defined as a tissue volume in the shape of a cube) and over the appropriate averaging time.
2. The Spatial Average value of the SAR averaged over the whole body.
3. The Spatial Peak value of the SAR averaged over any 10 grams of tissue (defined as a tissue volume in the shape of a cube) and over the appropriate averaging time.

© 2018 PCTEST Engineering Laboratory, Inc. All rights reserved. Unless otherwise specified, no part of this report may be reproduced or utilized in any part, form or by any means, electronic or mechanical, including photocopying and microfilm, without permission in writing from PCTEST Engineering Laboratory, Inc. If you have any questions about this international copyright or have an enquiry about obtaining additional rights to this report or assembly of contents thereof, please contact INFO@PCTEST.COM.

7 FCC MEASUREMENT PROCEDURES

Power measurements for licensed transmitters are performed using a base station simulator under digital average power.

7.1 Measured and Reported SAR

Per FCC KDB Publication 447498 D01v06, when SAR is not measured at the maximum power level allowed for production units, the results must be scaled to the maximum tune-up tolerance limit according to the power applied to the individual channels tested to determine compliance. For simultaneous transmission, the measured aggregate SAR must be scaled according to the sum of the differences between the maximum tune-up tolerance and actual power used to test each transmitter. When SAR is measured at or scaled to the maximum tune-up tolerance limit, the results are referred to as *reported* SAR. The highest *reported* SAR results are identified on the grant of equipment authorization according to procedures in KDB 690783 D01v01r03.

7.2 3G SAR Test Reduction Procedure

In FCC KDB Publication 941225 D01v03r01, certain transmission modes within a frequency band and wireless mode evaluated for SAR are defined as primary modes. The equivalent modes considered for SAR test reduction are denoted as secondary modes. When the maximum output power including tune-up tolerance specified for production units in a secondary mode is ≤ 0.25 dB higher than the primary mode or when the highest reported SAR of the primary mode, scaled by the ratio of specified maximum output power and tune-up tolerance of secondary to primary mode, is ≤ 1.2 W/kg, SAR measurements are not required for the secondary mode. These criteria are referred to as the 3G SAR test reduction procedure. When the 3G SAR test reduction procedure is not satisfied, SAR measurements are additionally required for the secondary mode.

7.3 Procedures Used to Establish RF Signal for SAR

The following procedures are according to FCC KDB Publication 941225 D01v03r01 “3G SAR Measurement Procedures.”

The device is placed into a simulated call using a base station simulator in a RF shielded chamber. Establishing connections in this manner ensure a consistent means for testing SAR and are recommended for evaluating SAR [4]. Devices under test are evaluated prior to testing, with a fully charged battery and were configured to operate at maximum output power. In order to verify that the device is tested throughout the SAR test at maximum output power, the SAR measurement system measures a “point SAR” at an arbitrary reference point at the start and end of the 1 gram SAR evaluation, to assess for any power drifts during the evaluation. If the power drift deviates by more than 5%, the SAR test and drift measurements are repeated.

7.4 SAR Measurement Conditions for UMTS

7.4.1 Output Power Verification

Maximum output power is verified on the High, Middle and Low channels according to the general descriptions in section 5.2 of 3GPP TS 34.121, using the appropriate RMC with TPC (transmit power control) set to all “1s” or applying the required inner loop power control procedures to maintain maximum output power while HSUPA is active. Results for all applicable physical channel configurations (DPCCH, DPDCHn and spreading codes, HS-DPCCH etc) are tabulated in this test report. All configurations that are not supported by the DUT or cannot be measured due to technical or equipment limitations are identified.

© 2018 PCTEST Engineering Laboratory, Inc. All rights reserved. Unless otherwise specified, no part of this report may be reproduced or utilized in any part, form or by any means, electronic or mechanical, including photocopying and microfilm, without permission in writing from PCTEST Engineering Laboratory, Inc. If you have any questions about this international copyright or have an enquiry about obtaining additional rights to this report or assembly of contents thereof, please contact INFO@PCTEST.COM.

7.4.2 Head SAR Measurements

SAR for head exposure configurations is measured using the 12.2 kbps RMC with TPC bits configured to all “1s”. SAR in AMR configurations is not required when the maximum average output of each RF channel for 12.2 kbps AMR is less than 0.25 dB higher than that measured in 12.2 kbps RMC. Otherwise, SAR is measured on the maximum output channel in 12.2 AMR with a 3.4 kbps SRB (signaling radio bearer) using the exposure configuration that resulted in the highest SAR for that RF channel in the 12.2 kbps RMC mode.

7.4.3 Body SAR Measurements

SAR for body exposure configurations is measured using the 12.2 kbps RMC with the TPC bits all “1s”. The 3G SAR test reduction procedure is applied to other spreading codes and multiple $DPDCH_n$ configurations supported by the handset with 12.2 kbps RMC as the primary mode. Otherwise, SAR is measured using an applicable RMC configuration with the corresponding spreading code or $DPDCH_n$, for the highest reported SAR configuration in 12.2 kbps RMC.

7.4.4 SAR Measurements with Rel 5 HSDPA

The 3G SAR test reduction procedure is applied to HSDPA body configurations with 12.2 kbps RMC as the primary mode. Otherwise, Body SAR for HSDPA is measured using an FRC with H-Set 1 in Sub-test 1 and a 12.2 kbps RMC configured in Test Loop Mode 1, for the highest reported SAR configuration in 12.2 kbps RMC without HSDPA. Handsets with both HSDPA and HSUPA are tested according to Release 6 HSPA test procedures.

7.4.5 SAR Measurements with Rel 6 HSUPA

The 3G SAR test reduction procedure is applied to HSPA (HSUPA/HSDPA with RMC) body configurations with 12.2 kbps RMC as the primary mode. Otherwise, Body SAR for HSPA is measured with E-DCH Sub-test 5, using H-Set 1 and QPSK for FRC and a 12.2 kbps RMC configured in Test Loop Mode 1 and power control algorithm 2, according to the highest reported body SAR configuration in 12.2 kbps RMC without HSPA.

When VOIP applies to head exposure, the 3G SAR test reduction procedure is applied with 12.2 kbps RMC as the primary mode; otherwise, the same HSPA configuration used for body SAR measurements are applied to head exposure testing.

7.5 SAR Measurement Conditions for LTE

LTE modes are tested according to FCC KDB 941225 D05v02r04 publication. Establishing connections with base station simulators ensure a consistent means for testing SAR and are recommended for evaluating SAR [4]. The R&S CMW500 or Anritsu MT8820C simulators are used for LTE output power measurements and SAR testing. Closed loop power control was used so the UE transmits with maximum output power during SAR testing. SAR tests were performed with the same number of RB and RB offsets transmitting on all TTI frames (maximum TTI).

7.5.1 Spectrum Plots for RB Configurations

A properly configured base station simulator was used for SAR tests and power measurements. Therefore, spectrum plots for RB configurations were not required to be included in this report.

© 2018 PCTEST Engineering Laboratory, Inc. All rights reserved. Unless otherwise specified, no part of this report may be reproduced or utilized in any part, form or by any means, electronic or mechanical, including photocopying and microfilm, without permission in writing from PCTEST Engineering Laboratory, Inc. If you have any questions about this international copyright or have an enquiry about obtaining additional rights to this report or assembly of contents thereof, please contact INFO@PCTEST.COM.

7.5.2 MPR

MPR is permanently implemented for this device by the manufacturer. The specific manufacturer target MPR is indicated alongside the SAR results. MPR is enabled for this device, according to 3GPP TS36.101 Section 6.2.3 – 6.2.5 under Table 6.2.3-1.

7.5.3 A-MPR

A-MPR (Additional MPR) has been disabled for all SAR tests by setting NS=01 on the base station simulator.

7.5.4 Required RB Size and RB Offsets for SAR Testing

According to FCC KDB 941225 D05v02r04:

a. Per Section 5.2.1, SAR is required for QPSK 1 RB Allocation for the largest bandwidth
    i. The required channel and offset combination with the highest maximum output power is required for SAR.
    ii. When the reported SAR is ≤ 0.8 W/kg, testing of the remaining RB offset configurations and required test channels is not required. Otherwise, SAR is required for the remaining required test channels using the RB offset configuration with highest output power for that channel.
    iii. When the reported SAR for a required test channel is > 1.45 W/kg, SAR is required for all RB offset configurations for that channel.
b. Per Section 5.2.2, SAR is required for 50% RB allocation using the largest bandwidth following the same procedures outlined in Section 5.2.1.
c. Per Section 5.2.3, QPSK SAR is not required for the 100% allocation when the highest maximum output power for the 100% allocation is less than the highest maximum output power of the 1 RB and 50% RB allocations and the reported SAR for the 1 RB and 50% RB allocations is < 0.8 W/kg.
d. Per Section 5.2.4 and 5.3, SAR tests for higher order modulations and lower bandwidths configurations are not required when the conducted power of the required test configurations determined by Sections 5.2.1 through 5.2.3 is less than or equal to ½ dB higher than the equivalent configuration using QPSK modulation and when the QPSK SAR for those configurations is <1.45 W/kg.
e. This device can only operate with 16QAM on the uplink with less than or equal to 27 RB. For 16QAM configurations with 10 MHz, 15 MHz and 20 MHz bandwidths, LTE powers for RB size of 15 (“50% RB”) and 27 (“100% RB”) with offsets to upper edge, middle, and lower edge of the channel are additionally measured for both QPSK and 16QAM modulations to support comparison and SAR test exclusion per Section 5.2.4 and 5.3.

7.5.5 TDD

LTE TDD testing is performed using the SAR test guidance provided in FCC KDB 941225 D05v02r04. TDD is tested at the highest duty factor using UL-DL configuration 0 with special subframe configuration 6 and applying the FDD LTE procedures in KDB 941225 D05v02r04. SAR testing is performed using the extended cyclic prefix listed in 3GPP TS 36.211 Section 4.

© 2018 PCTEST Engineering Laboratory, Inc. All rights reserved. Unless otherwise specified, no part of this report may be reproduced or utilized in any part, form or by any means, electronic or mechanical, including photocopying and microfilm, without permission in writing from PCTEST Engineering Laboratory, Inc. If you have any questions about this international copyright or have an enquiry about obtaining additional rights to this report or assembly of contents thereof, please contact INFO@PCTEST.COM.

7.6 SAR Testing with 802.11 Transmitters

The normal network operating configurations of 802.11 transmitters are not suitable for SAR measurements. Unpredictable fluctuations in network traffic and antenna diversity conditions can introduce undesirable variations in SAR results. The SAR for these devices should be measured using chipset based test mode software to ensure the results are consistent and reliable. See KDB Publication 248227 D01v02r02 for more details.

7.6.1 General Device Setup

Chipset based test mode software is hardware dependent and generally varies among manufacturers. The device operating parameters established in test mode for SAR measurements must be identical to those programmed in production units, including output power levels, amplifier gain settings and other RF performance tuning parameters.

A periodic duty factor is required for current generation SAR systems to measure SAR. When 802.11 frame gaps are accounted for in the transmission, a maximum transmission duty factor of 92 - 96% is typically achievable in most test mode configurations. A minimum transmission duty factor of 85% is required to avoid certain hardware and device implementation issues related to wide range SAR scaling. The reported SAR is scaled to 100% transmission duty factor to determine compliance at the maximum tune-up tolerance limit.

7.6.2 2.4 GHz SAR Test Requirements

SAR is measured for 2.4 GHz 802.11b DSSS using either the fixed test position or, when applicable, the initial test position procedure. SAR test reduction is determined according to the following:

1) When the reported SAR of the highest measured maximum output power channel for the exposure configuration is ≤ 0.8 W/kg, no further SAR testing is required for 802.11b DSSS in that exposure configuration.

2) When the reported SAR is > 0.8 W/kg, SAR is required for that position using the next highest measured output power channel. When any reported SAR is > 1.2 W/kg, SAR is required for the third channel; i.e., all channels require testing.

2.4 GHz 802.11 g/n OFDM are additionally evaluated for SAR if the highest reported SAR for 802.11b, adjusted by the ratio of the OFDM to DSSS specified maximum output power, is › 1.2 W/kg. When SAR is required for OFDM modes in 2.4 GHz band, the Initial Test Configuration Procedures should be followed. When 10g SAR measurement is considered, a factor of 2.5 is applied to the thresholds above.

© 2018 PCTEST Engineering Laboratory, Inc. All rights reserved. Unless otherwise specified, no part of this report may be reproduced or utilized in any part, form or by any means, electronic or mechanical, including photocopying and microfilm, without permission in writing from PCTEST Engineering Laboratory, Inc. If you have any questions about this international copyright or have an enquiry about obtaining additional rights to this report or assembly of contents thereof, please contact INFO@PCTEST.COM.

8 RF CONDUCTED POWERS

8.1 UMTS Conducted Powers

Table 8-1
Maximum Conducted Power

3GPP Release Version	Mode	3GPP 34.121 Subtest	Cellular Band [dBm]			3GPP MPR [dB]
			4132	4183	4233	
99	WCDMA	12.2 kbps RMC	23.96	23.98	23.94	-
99		12.2 kbps AMR	23.99	23.93	23.88	-
6	HSDPA	Subtest 1	23.99	23.98	23.95	0
6		Subtest 2	23.23	23.06	23.05	0
6		Subtest 3	22.76	22.59	22.55	0.5
6		Subtest 4	22.54	22.50	22.51	0.5
6	HSUPA	Subtest 1	22.62	22.52	22.45	0
6		Subtest 2	21.09	20.87	20.88	2
6		Subtest 3	21.76	21.60	21.61	1
6		Subtest 4	21.38	21.19	21.18	2
6		Subtest 5	23.23	23.05	23.05	0

This device does not support DC-HSDPA.

The manufacturer has confirmed the HSPA Powers are operating within expected tolerances for the implementation in this model.

Figure 8-1
Power Measurement Setup

© 2018 PCTEST Engineering Laboratory, Inc. All rights reserved. Unless otherwise specified, no part of this report may be reproduced or utilized in any part, form or by any means, electronic or mechanical, including photocopying and microfilm, without permission in writing from PCTEST Engineering Laboratory, Inc. If you have any questions about this international copyright or have an enquiry about obtaining additional rights to this report or assembly of contents thereof, please contact INFO@PCTEST.COM.

8.2 LTE Conducted Powers

8.2.1 LTE Band 5 (Cell)

Table 8-2
LTE Band 5 (Cell) Conducted Powers - 10 MHz Bandwidth

LTE Band 5 (Cell) 10 MHz Bandwidth				
Modulation	RB Size	RB Offset	Mid Channel 20525 (836.5 MHz) Conducted Power [dBm]	Design MPR [dB]
QPSK	1	0	23.18	0
	1	25	23.05	0
	1	49	**23.23**	0
	25	0	22.40	1
	25	12	22.37	1
	25	25	**22.46**	1
	50	0	22.45	1
	15	0	22.38	1
	15	17	22.32	1
	15	35	22.42	1
	27	0	22.34	1
	27	12	22.25	1
	27	23	22.35	1
16QAM	1	0	22.95	1
	1	25	22.68	1
	1	49	22.93	1
	25	0	21.82	2
	25	12	21.72	2
	25	25	21.80	2
	15	0	21.81	2
	15	17	21.74	2
	15	35	21.82	2
	27	0	21.74	2
	27	12	21.69	2
	27	23	21.78	2

Note: LTE Band 5 (Cell) at 10 MHz bandwidth does not support three non-overlapping channels. Per KDB Publication 941225 D05v02, when a device supports overlapping channel assignment in a channel bandwidth configuration, the middle channel of the group of overlapping channels should be selected for testing.

© 2018 PCTEST Engineering Laboratory, Inc. All rights reserved. Unless otherwise specified, no part of this report may be reproduced or utilized in any part, form or by any means, electronic or mechanical, including photocopying and microfilm, without permission in writing from PCTEST Engineering Laboratory, Inc. If you have any questions about this international copyright or have an enquiry about obtaining additional rights to this report or assembly of contents thereof, please contact INFO@PCTEST.COM.

Table 8-3
LTE Band 5 (Cell) Conducted Powers - 5 MHz Bandwidth

LTE Band 5 (Cell) 5 MHz Bandwidth						
Modulation	RB Size	RB Offset	Low Channel 20425 (826.5 MHz)	Mid Channel 20525 (836.5 MHz)	High Channel 20625 (846.5 MHz)	Design MPR [dB]
			Conducted Power [dBm]			
QPSK	1	0	23.11	23.10	23.08	0
	1	12	23.13	23.11	23.07	0
	1	24	23.08	23.13	23.06	0
	12	0	22.35	22.26	22.24	1
	12	6	22.35	22.17	22.18	1
	12	13	22.31	22.48	22.20	1
	25	0	22.25	22.58	22.18	1
16QAM	1	0	22.60	22.71	22.80	1
	1	12	22.52	22.81	22.53	1
	1	24	22.43	22.84	22.30	1
	12	0	22.06	22.05	21.95	2
	12	6	22.06	22.07	21.87	2
	12	13	22.05	22.10	21.93	2
	25	0	22.07	22.08	22.06	2

Table 8-4
LTE Band 5 (Cell) Conducted Powers - 3 MHz Bandwidth

LTE Band 5 (Cell) 3 MHz Bandwidth						
Modulation	RB Size	RB Offset	Low Channel 20415 (825.5 MHz)	Mid Channel 20525 (836.5 MHz)	High Channel 20635 (847.5 MHz)	Design MPR [dB]
			Conducted Power [dBm]			
QPSK	1	0	23.08	23.11	23.06	0
	1	7	23.09	23.13	23.03	0
	1	14	23.07	23.11	23.02	0
	8	0	22.35	22.30	22.46	1
	8	4	22.37	22.23	22.31	1
	8	7	22.58	22.32	22.20	1
	15	0	22.79	22.20	22.25	1
16QAM	1	0	22.78	22.33	22.61	1
	1	7	22.74	22.47	22.59	1
	1	14	22.69	22.48	22.41	1
	8	0	22.00	22.05	21.87	2
	8	4	22.05	22.04	21.95	2
	8	7	22.06	22.09	22.00	2
	15	0	22.03	22.06	22.01	2

© 2018 PCTEST Engineering Laboratory, Inc. All rights reserved. Unless otherwise specified, no part of this report may be reproduced or utilized in any part, form or by any means, electronic or mechanical, including photocopying and microfilm, without permission in writing from PCTEST Engineering Laboratory, Inc. If you have any questions about this international copyright or have an enquiry about obtaining additional rights to this report or assembly of contents thereof, please contact INFO@PCTEST.COM.

Table 8-5
LTE Band 5 (Cell) Conducted Powers -1.4 MHz Bandwidth

LTE Band 5 (Cell) 1.4 MHz Bandwidth						
Modulation	RB Size	RB Offset	Low Channel 20407 (824.7 MHz)	Mid Channel 20525 (836.5 MHz)	High Channel 20643 (848.3 MHz)	Design MPR [dB]
			Conducted Power [dBm]			
QPSK	1	0	23.09	23.07	23.01	0
	1	2	23.08	23.08	23.00	0
	1	5	23.11	23.09	23.00	0
	3	0	23.45	23.09	23.04	0
	3	2	23.41	23.07	23.03	0
	3	3	23.34	23.07	23.02	0
	6	0	22.71	22.46	22.22	1
16QAM	1	0	22.98	22.75	22.80	1
	1	2	23.01	22.59	22.71	1
	1	5	23.07	22.63	22.59	1
	3	0	22.80	22.52	22.29	1
	3	2	22.71	22.44	22.28	1
	3	3	22.68	22.46	22.16	1
	6	0	22.02	22.06	21.99	2

© 2018 PCTEST Engineering Laboratory, Inc.

REV 20.11 M
06/19/2018

© 2018 PCTEST Engineering Laboratory, Inc. All rights reserved. Unless otherwise specified, no part of this report may be reproduced or utilized in any part, form or by any means, electronic or mechanical, including photocopying and microfilm, without permission in writing from PCTEST Engineering Laboratory, Inc. If you have any questions about this international copyright or have an enquiry about obtaining additional rights to this report or assembly of contents thereof, please contact INFO@PCTEST.COM.

8.2.2 LTE Band 26 (Cell)

Table 8-6
LTE Band 26 (Cell) Conducted Powers - 10 MHz Bandwidth

LTE Band 26 (Cell) 10 MHz Bandwidth						
Modulation	RB Size	RB Offset	Low Channel 26740 (819.0 MHz)	Mid Channel 26865 (831.5 MHz)	High Channel 26990 (844.0 MHz)	Design MPR [dB]
			Conducted Power [dBm]			
QPSK	1	0	23.54	23.37	23.03	0
	1	25	23.31	23.11	23.10	0
	1	49	23.13	23.01	**23.55**	0
	25	0	22.50	22.55	22.55	1
	25	12	22.48	22.49	**22.57**	1
	25	25	22.50	22.4	22.38	1
	50	0	22.57	22.5	22.52	1
	15	0	22.48	22.47	22.49	1
	15	17	22.36	22.38	22.48	1
	15	35	22.52	22.33	22.36	1
	27	0	22.38	22.39	22.48	1
	27	12	22.42	22.33	22.47	1
	27	23	22.37	22.31	22.32	1
16QAM	1	0	22.61	22.73	22.65	1
	1	25	22.50	22.61	22.75	1
	1	49	22.65	22.59	22.50	1
	25	0	21.76	21.90	21.95	2
	25	12	21.72	21.84	21.94	2
	25	25	21.80	21.81	21.83	2
	15	0	21.74	21.87	21.98	2
	15	17	21.71	21.81	21.96	2
	15	35	21.84	21.76	21.83	2
	27	0	21.72	21.86	22.01	2
	27	12	21.79	21.81	21.99	2
	27	23	21.80	21.77	21.89	2

© 2018 PCTEST Engineering Laboratory, Inc. All rights reserved. Unless otherwise specified, no part of this report may be reproduced or utilized in any part, form or by any means, electronic or mechanical, including photocopying and microfilm, without permission in writing from PCTEST Engineering Laboratory, Inc. If you have any questions about this international copyright or have an enquiry about obtaining additional rights to this report or assembly of contents thereof, please contact INFO@PCTEST.COM.

Table 8-7
LTE Band 26 (Cell) Conducted Powers - 5 MHz Bandwidth

LTE Band 26 (Cell) 5 MHz Bandwidth						
Modulation	RB Size	RB Offset	Low Channel 26715 (816.5 MHz)	Mid Channel 26865 (831.5 MHz)	High Channel 27015 (846.5 MHz)	Design MPR [dB]
			Conducted Power [dBm]			
QPSK	1	0	23.47	23.42	23.39	0
	1	12	23.36	23.36	23.29	0
	1	24	23.37	23.38	23.29	0
	12	0	22.77	22.83	22.74	1
	12	6	22.71	22.84	22.68	1
	12	13	22.69	22.77	22.67	1
	25	0	22.71	22.82	22.70	1
16QAM	1	0	22.72	22.78	22.73	1
	1	12	22.54	22.61	22.55	1
	1	24	22.56	22.63	22.51	1
	12	0	21.78	21.86	21.77	2
	12	6	21.72	21.82	21.73	2
	12	13	21.67	21.77	21.73	2
	25	0	21.67	21.80	21.77	2

Table 8-8
LTE Band 26 (Cell) Conducted Powers - 3 MHz Bandwidth

LTE Band 26 (Cell) 3 MHz Bandwidth						
Modulation	RB Size	RB Offset	Low Channel 26705 (815.5 MHz)	Mid Channel 26865 (831.5 MHz)	High Channel 27025 (847.5 MHz)	Design MPR [dB]
			Conducted Power [dBm]			
QPSK	1	0	23.27	23.41	23.26	0
	1	7	23.29	23.40	23.27	0
	1	14	23.28	23.34	23.25	0
	8	0	22.73	22.82	22.61	1
	8	4	22.68	22.79	22.61	1
	8	7	22.68	22.78	22.59	1
	15	0	22.70	22.81	22.65	1
16QAM	1	0	22.70	22.62	22.57	1
	1	7	22.57	22.61	22.52	1
	1	14	22.45	22.51	22.37	1
	8	0	21.71	21.78	21.60	2
	8	4	21.67	21.71	21.64	2
	8	7	21.66	21.73	21.60	2
	15	0	21.63	21.72	21.65	2

© 2018 PCTEST Engineering Laboratory, Inc. All rights reserved. Unless otherwise specified, no part of this report may be reproduced or utilized in any part, form or by any means, electronic or mechanical, including photocopying and microfilm, without permission in writing from PCTEST Engineering Laboratory, Inc. If you have any questions about this international copyright or have an enquiry about obtaining additional rights to this report or assembly of contents thereof, please contact INFO@PCTEST.COM.

Table 8-9
LTE Band 26 (Cell) Conducted Powers -1.4 MHz Bandwidth

LTE Band 26 (Cell) 1.4 MHz Bandwidth						
Modulation	RB Size	RB Offset	Low Channel 26697 (814.7 MHz)	Mid Channel 26865 (831.5 MHz)	High Channel 27033 (848.3 MHz)	Design MPR [dB]
			Conducted Power [dBm]			
QPSK	1	0	23.33	23.47	23.26	0
	1	2	23.25	23.36	23.25	0
	1	5	23.26	23.37	23.25	0
	3	0	23.29	23.34	23.26	0
	3	2	23.26	23.33	23.26	0
	3	3	23.27	23.33	23.27	0
	6	0	22.67	22.78	22.59	1
16QAM	1	0	22.63	22.55	22.37	1
	1	2	22.57	22.48	22.43	1
	1	5	22.70	22.53	22.51	1
	3	0	22.32	22.52	22.25	1
	3	2	22.29	22.46	22.26	1
	3	3	22.32	22.47	22.24	1
	6	0	21.73	21.81	21.68	2

8.2.3 LTE Band 7

Table 8-10
LTE Band 7 Conducted Powers - 20 MHz Bandwidth

LTE Band 7 20 MHz Bandwidth						
Modulation	RB Size	RB Offset	Low Channel 20850 (2510.0 MHz)	Mid Channel 21100 (2535.0 MHz)	High Channel 21350 (2560.0 MHz)	Design MPR [dB]
			Conducted Power [dBm]			
QPSK	1	0	**21.26**	20.83	20.85	0
	1	50	20.93	20.80	20.78	0
	1	99	20.78	20.82	20.75	0
	50	0	**20.52**	20.14	20.50	1
	50	25	20.40	20.16	20.44	1
	50	50	20.27	20.17	20.45	1
	100	0	20.51	20.38	20.49	1
	15	0	21.04	20.74	20.67	0
	15	42	20.84	20.66	20.65	0
	15	85	20.79	20.81	20.66	0
	27	0	20.28	20.09	19.92	1
	27	37	20.19	20.02	19.87	1
	27	73	20.21	20.17	19.72	1
16QAM	1	0	20.75	20.20	20.55	1
	1	50	20.45	20.15	20.44	1
	1	99	20.38	20.10	20.35	1
	15	0	20.57	19.86	20.07	1
	15	42	20.46	19.75	19.92	1
	15	85	20.36	19.91	19.87	1
	27	0	19.68	19.24	19.39	2
	27	37	19.57	19.18	19.29	2
	27	73	19.52	19.30	19.24	2

© 2018 PCTEST Engineering Laboratory, Inc.
REV 20.11 M
06/19/2018

© 2018 PCTEST Engineering Laboratory, Inc. All rights reserved. Unless otherwise specified, no part of this report may be reproduced or utilized in any part, form or by any means, electronic or mechanical, including photocopying and microfilm, without permission in writing from PCTEST Engineering Laboratory, Inc. If you have any questions about this international copyright or have an enquiry about obtaining additional rights to this report or assembly of contents thereof, please contact INFO@PCTEST.COM.

Table 8-11
LTE Band 7 Conducted Powers - 15 MHz Bandwidth

LTE Band 7 15 MHz Bandwidth						
Modulation	RB Size	RB Offset	Low Channel 20825 (2507.5 MHz)	Mid Channel 21100 (2535.0 MHz)	High Channel 21375 (2562.5 MHz)	Design MPR [dB]
			Conducted Power [dBm]			
QPSK	1	0	21.20	20.92	21.11	0
	1	36	20.94	20.80	21.00	0
	1	74	20.90	20.85	20.91	0
	36	0	20.33	20.13	20.37	1
	36	18	20.25	20.03	20.21	1
	36	37	20.26	20.09	20.20	1
	75	0	20.33	20.10	20.34	1
	15	0	21.18	20.65	20.96	0
	15	30	20.98	20.74	20.84	0
	15	60	20.96	20.77	20.87	0
	27	0	19.98	19.67	19.87	1
	27	24	19.91	19.70	19.85	1
	27	48	19.91	19.81	19.92	1
16QAM	1	0	20.73	20.28	20.58	1
	1	36	20.51	20.13	20.33	1
	1	74	20.52	20.11	20.26	1
	15	0	20.38	19.72	19.97	1
	15	30	20.32	19.77	19.90	1
	15	60	20.34	19.82	19.96	1
	27	0	19.56	19.20	19.11	2
	27	24	19.48	19.21	19.06	2
	27	48	19.44	19.32	19.01	2

© 2018 PCTEST Engineering Laboratory, Inc. All rights reserved. Unless otherwise specified, no part of this report may be reproduced or utilized in any part, form or by any means, electronic or mechanical, including photocopying and microfilm, without permission in writing from PCTEST Engineering Laboratory, Inc. If you have any questions about this international copyright or have an enquiry about obtaining additional rights to this report or assembly of contents thereof, please contact INFO@PCTEST.COM.

Table 8-12
LTE Band 7 Conducted Powers - 10 MHz Bandwidth

LTE Band 7 10 MHz Bandwidth						
Modulation	RB Size	RB Offset	Low Channel 20800 (2505.0 MHz)	Mid Channel 21100 (2535.0 MHz)	High Channel 21400 (2565.0 MHz)	Design MPR [dB]
			Conducted Power [dBm]			
QPSK	1	0	21.12	20.90	20.92	0
	1	25	20.91	20.86	20.79	0
	1	49	20.87	20.99	20.88	0
	25	0	20.37	19.91	20.06	1
	25	12	20.34	19.83	20.03	1
	25	25	20.30	19.83	20.04	1
	50	0	20.33	19.84	20.06	1
	15	0	20.30	19.61	19.81	1
	15	17	20.23	19.60	19.84	1
	15	35	20.21	19.67	19.92	1
	27	0	20.25	19.67	19.88	1
	27	12	20.22	19.64	19.91	1
	27	23	20.16	19.68	19.92	1
16QAM	1	0	20.65	20.13	20.43	1
	1	25	20.52	20.02	20.21	1
	1	49	20.54	20.07	20.41	1
	25	0	19.73	19.59	19.27	2
	25	12	19.65	19.54	19.24	2
	25	25	19.62	19.56	19.22	2
	15	0	19.84	19.28	19.31	2
	15	17	19.78	19.26	19.42	2
	15	35	19.74	19.25	19.51	2
	27	0	19.76	19.26	19.35	2
	27	12	19.74	19.27	19.38	2
	27	23	19.69	19.27	19.42	2

© 2018 PCTEST Engineering Laboratory, Inc. All rights reserved. Unless otherwise specified, no part of this report may be reproduced or utilized in any part, form or by any means, electronic or mechanical, including photocopying and microfilm, without permission in writing from PCTEST Engineering Laboratory, Inc. If you have any questions about this international copyright or have an enquiry about obtaining additional rights to this report or assembly of contents thereof, please contact INFO@PCTEST.COM.

Table 8-13
LTE Band 7 Conducted Powers - 5 MHz Bandwidth

LTE Band 7 5 MHz Bandwidth						
Modulation	RB Size	RB Offset	Low Channel 20775 (2502.5 MHz)	Mid Channel 21100 (2535.0 MHz)	High Channel 21425 (2567.5 MHz)	Design MPR [dB]
			Conducted Power [dBm]			
QPSK	1	0	21.32	20.77	21.03	0
	1	12	21.06	20.75	20.92	0
	1	24	21.04	20.78	20.99	0
	12	0	20.40	20.10	19.98	1
	12	6	20.37	20.15	19.97	1
	12	13	20.31	20.15	20.01	1
	25	0	20.35	20.16	20.13	1
16QAM	1	0	20.61	20.40	20.35	1
	1	12	20.58	20.34	20.31	1
	1	24	20.51	20.38	20.36	1
	12	0	19.66	19.48	19.11	2
	12	6	19.65	19.44	19.12	2
	12	13	19.58	19.45	19.12	2
	25	0	19.58	19.47	19.14	2

8.2.4 LTE Band 41

Table 8-14
LTE Band 41 Conducted Powers - 20 MHz Bandwidth

LTE Band 41 20 MHz Bandwidth								
Modulation	RB Size	RB Offset	Low Channel 39750 (2506.0 MHz)	Low-Mid Channel 40185 (2549.5 MHz)	Mid Channel 40620 (2593.0 MHz)	Mid-High Channel 41055 (2636.5 MHz)	High Channel 41490 (2680.0 MHz)	Design MPR [dB]
			Conducted Power [dBm]					
QPSK	1	0	21.68	21.27	21.32	21.00	21.32	0
	1	50	21.27	21.26	21.22	21.16	21.29	0
	1	99	21.10	21.22	21.31	21.06	**21.33**	0
	50	0	19.70	19.23	19.28	19.19	19.36	2
	50	25	19.60	19.20	19.31	19.20	19.35	2
	50	50	19.46	19.21	19.33	19.19	**19.38**	2
	100	0	19.63	19.21	19.31	19.20	19.37	2
	15	0	21.62	21.21	21.38	21.08	21.26	0
	15	42	21.49	21.10	21.39	21.06	21.21	0
	15	85	21.38	21.04	21.36	21.00	21.23	0
	27	0	19.82	19.44	19.31	19.17	19.30	2
	27	37	19.80	19.27	19.32	19.24	19.29	2
	27	73	19.63	19.18	19.26	19.21	19.32	2
16QAM	1	0	21.00	20.26	20.26	20.49	20.73	1
	1	50	20.71	20.14	20.30	20.48	20.58	1
	1	99	20.40	20.28	20.16	20.60	20.61	1
	15	0	20.79	20.37	20.27	20.33	20.26	1
	15	42	20.67	20.24	20.21	20.35	20.19	1
	15	85	20.44	20.16	20.23	20.29	20.24	1
	27	0	18.99	18.53	18.42	18.44	18.47	3
	27	37	18.93	18.46	18.44	18.53	18.48	3
	27	73	18.67	18.35	18.37	18.48	18.51	3

© 2018 PCTEST Engineering Laboratory, Inc. All rights reserved. Unless otherwise specified, no part of this report may be reproduced or utilized in any part, form or by any means, electronic or mechanical, including photocopying and microfilm, without permission in writing from PCTEST Engineering Laboratory, Inc. If you have any questions about this international copyright or have an enquiry about obtaining additional rights to this report or assembly of contents thereof, please contact INFO@PCTEST.COM.

Table 8-15
LTE Band 41 Conducted Powers - 15 MHz Bandwidth

LTE Band 41 15 MHz Bandwidth								
Modulation	RB Size	RB Offset	Low Channel 39750 (2506.0 MHz)	Low-Mid Channel 40185 (2549.5 MHz)	Mid Channel 40620 (2593.0 MHz)	Mid-High Channel 41055 (2636.5 MHz)	High Channel 41490 (2680.0 MHz)	Design MPR [dB]
			Conducted Power [dBm]					
QPSK	1	0	21.64	21.29	21.33	21.34	21.43	0
	1	36	21.40	21.10	21.25	21.46	21.45	0
	1	74	21.22	21.06	21.16	21.40	21.46	0
	36	0	19.72	19.20	19.20	19.40	19.60	2
	36	18	19.69	19.11	19.21	19.43	19.59	2
	36	37	19.55	19.09	19.20	19.45	19.65	2
	75	0	19.56	19.06	19.18	19.37	19.59	2
	15	0	21.63	21.11	21.05	21.19	21.21	0
	15	30	21.48	21.02	21.14	21.22	21.27	0
	15	60	21.34	21.00	21.02	21.11	21.19	0
	27	0	19.74	19.11	19.12	19.39	19.45	2
	27	24	19.62	19.02	19.16	19.43	19.44	2
	27	48	19.43	19.00	19.11	19.46	19.47	2
16QAM	1	0	20.62	20.28	20.28	20.40	20.64	1
	1	36	20.61	20.03	20.27	20.50	20.68	1
	1	74	20.43	20.02	20.24	20.56	20.58	1
	15	0	20.79	20.22	20.08	20.32	20.47	1
	15	30	20.68	20.14	20.13	20.38	20.49	1
	15	60	20.53	20.07	20.08	20.34	20.36	1
	27	0	18.99	18.20	18.26	18.49	18.48	3
	27	24	18.81	18.09	18.27	18.58	18.48	3
	27	48	18.74	18.10	18.22	18.55	18.46	3

© 2018 PCTEST Engineering Laboratory, Inc.

REV 20.11 M
06/19/2018

© 2018 PCTEST Engineering Laboratory, Inc. All rights reserved. Unless otherwise specified, no part of this report may be reproduced or utilized in any part, form or by any means, electronic or mechanical, including photocopying and microfilm, without permission in writing from PCTEST Engineering Laboratory, Inc. If you have any questions about this international copyright or have an enquiry about obtaining additional rights to this report or assembly of contents thereof, please contact INFO@PCTEST.COM.

Table 8-16
LTE Band 41 Conducted Powers - 10 MHz Bandwidth

LTE Band 41 10 MHz Bandwidth								
Modulation	RB Size	RB Offset	Low Channel 39750 (2506.0 MHz)	Low-Mid Channel 40185 (2549.5 MHz)	Mid Channel 40620 (2593.0 MHz)	Mid-High Channel 41055 (2636.5 MHz)	High Channel 41490 (2680.0 MHz)	Design MPR [dB]
			Conducted Power [dBm]					
QPSK	1	0	21.62	21.43	21.00	21.19	21.40	0
	1	25	21.50	21.39	21.02	21.14	21.36	0
	1	49	21.40	21.33	21.01	21.18	21.35	0
	25	0	20.67	20.26	20.07	20.08	20.16	1
	25	12	20.67	20.20	20.11	20.12	20.19	1
	25	25	20.60	20.20	20.12	20.13	20.19	1
	50	0	20.53	20.15	20.07	20.08	**20.16**	1
	15	0	20.63	20.16	20.01	20.16	20.12	1
	15	17	20.66	20.09	20.02	20.17	20.10	1
	15	35	20.54	20.05	20.01	20.14	20.13	1
	27	0	20.69	20.20	20.08	20.07	20.10	1
	27	12	20.61	20.11	20.02	20.11	20.11	1
	27	23	20.58	20.09	20.06	20.12	20.09	1
16QAM	1	0	20.74	20.25	20.19	20.42	20.69	1
	1	25	20.66	20.10	20.18	20.39	20.62	1
	1	49	20.52	20.13	20.13	20.51	20.64	1
	25	0	19.79	19.19	19.17	19.54	19.72	2
	25	12	19.79	19.15	19.19	19.58	19.66	2
	25	25	19.78	19.16	19.19	19.57	19.67	2
	15	0	19.76	19.23	19.14	19.41	19.67	2
	15	17	19.71	19.09	19.13	19.37	19.64	2
	15	35	19.65	19.07	19.10	19.38	19.65	2
	27	0	19.77	19.14	19.07	19.36	19.61	2
	27	12	19.71	19.06	19.04	19.41	19.63	2
	27	23	19.68	19.07	19.02	19.37	19.62	2

© 2018 PCTEST Engineering Laboratory, Inc.

REV 20.11 M
06/19/2018

© 2018 PCTEST Engineering Laboratory, Inc. All rights reserved. Unless otherwise specified, no part of this report may be reproduced or utilized in any part, form or by any means, electronic or mechanical, including photocopying and microfilm, without permission in writing from PCTEST Engineering Laboratory, Inc. If you have any questions about this international copyright or have an enquiry about obtaining additional rights to this report or assembly of contents thereof, please contact INFO@PCTEST.COM.

Table 8-17
LTE Band 41 Conducted Powers - 5 MHz Bandwidth

LTE Band 41 5 MHz Bandwidth								
Modulation	RB Size	RB Offset	Low Channel	Low-Mid Channel	Mid Channel	Mid-High Channel	High Channel	Design MPR [dB]
			39750 (2506.0 MHz)	40185 (2549.5 MHz)	40620 (2593.0 MHz)	41055 (2636.5 MHz)	41490 (2680.0 MHz)	
			Conducted Power [dBm]					
QPSK	1	0	21.43	21.26	21.31	21.10	21.27	0
	1	12	21.31	21.14	21.30	21.09	21.19	0
	1	24	21.30	21.15	21.32	21.12	21.22	0
	12	0	20.55	20.18	20.20	20.06	20.19	1
	12	6	20.57	20.16	20.01	20.11	20.17	1
	12	13	20.54	20.17	20.06	20.09	20.19	1
	25	0	20.52	20.14	20.10	20.13	20.19	1
16QAM	1	0	20.54	20.19	20.09	20.27	20.46	1
	1	12	20.47	20.06	20.05	20.29	20.35	1
	1	24	20.50	20.07	20.11	20.35	20.39	1
	12	0	19.72	19.19	19.15	19.42	19.61	2
	12	6	19.77	19.11	19.18	19.48	19.60	2
	12	13	19.79	19.13	19.19	19.46	19.62	2
	25	0	19.67	19.13	19.17	19.47	19.60	2

© 2018 PCTEST Engineering Laboratory, Inc.

REV 20.11 M
06/19/2018

© 2018 PCTEST Engineering Laboratory, Inc. All rights reserved. Unless otherwise specified, no part of this report may be reproduced or utilized in any part, form or by any means, electronic or mechanical, including photocopying and microfilm, without permission in writing from PCTEST Engineering Laboratory, Inc. If you have any questions about this international copyright or have an enquiry about obtaining additional rights to this report or assembly of contents thereof, please contact INFO@PCTEST.COM.

8.3 WLAN Conducted Powers

Table 8-18
2.4 GHz WLAN Average RF Power

2.4GHz Conducted Power [dBm]				
Freq [MHz]	Channel	IEEE Transmission Mode		
		802.11b	802.11g	802.11n
		Average	Average	Average
2412	1	18.98	17.49	17.50
2417	2	18.91	18.50	18.48
2437	6	**19.00**	18.49	18.49
2457	10	18.99	18.48	18.50
2462	11	18.99	17.50	17.45

Justification for test configurations for WLAN per KDB Publication 248227 D01v02r02:

- Power measurements were performed for the transmission mode configuration with the highest maximum output power specified for production units.
- For transmission modes with the same maximum output power specification, powers were measured for the largest channel bandwidth, lowest order modulation and lowest data rate.
- For transmission modes with identical maximum specified output power, channel bandwidth, modulation and data rates, power measurements were required for all identical configurations.
- For each transmission mode configuration, powers were measured for the highest and lowest channels; and at the mid-band channel(s) when there were at least 3 channels supported. For configurations with multiple mid-band channels, due to an even number of channels, both channels were measured.
- The bolded data rate and channel above were tested for SAR.

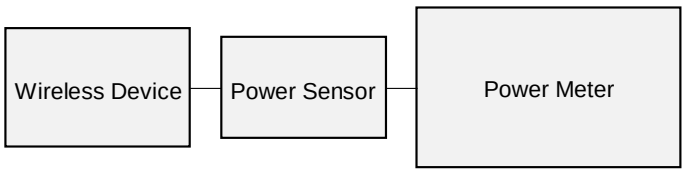

Figure 8-2
Power Measurement Setup

© 2018 PCTEST Engineering Laboratory, Inc. All rights reserved. Unless otherwise specified, no part of this report may be reproduced or utilized in any part, form or by any means, electronic or mechanical, including photocopying and microfilm, without permission in writing from PCTEST Engineering Laboratory, Inc. If you have any questions about this international copyright or have an enquiry about obtaining additional rights to this report or assembly of contents thereof, please contact INFO@PCTEST.COM.

8.4 Bluetooth Conducted Powers

Table 8-19
Bluetooth Average RF Power

Frequency [MHz]	Modulation	Power Scheme	Channel No.	Avg Conducted Power	
				[dBm]	[mW]
2402	GFSK	ePA	0	16.13	41.020
2441	GFSK	ePA	39	**17.85**	60.954
2480	GFSK	ePA	78	16.50	44.668
2402	GFSK	iPA	0	12.40	17.378
2441	GFSK	iPA	39	**12.83**	19.187
2480	GFSK	iPA	78	12.12	16.293
2402	8PSK	ePA	0	14.00	25.119
2441	8PSK	ePA	39	13.77	23.823
2480	8PSK	ePA	78	14.00	25.119
2402	8PSK	iPA	0	9.38	8.670
2441	8PSK	iPA	39	9.90	9.772
2480	8PSK	iPA	78	9.61	9.141

Note: The bolded data rate and channel above were tested for SAR. Bluetooth was evaluated with a test mode with 100% transmission duty factor.

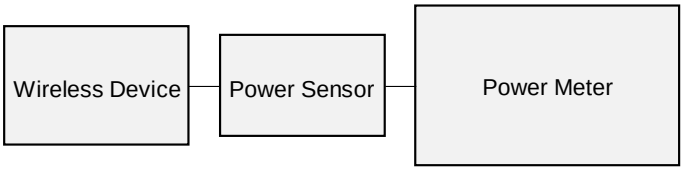

Figure 8-3
Power Measurement Setup

© 2018 PCTEST Engineering Laboratory, Inc. All rights reserved. Unless otherwise specified, no part of this report may be reproduced or utilized in any part, form or by any means, electronic or mechanical, including photocopying and microfilm, without permission in writing from PCTEST Engineering Laboratory, Inc. If you have any questions about this international copyright or have an enquiry about obtaining additional rights to this report or assembly of contents thereof, please contact INFO@PCTEST.COM.

9 SYSTEM VERIFICATION

9.1 Tissue Verification

Table 9-1
Measured Tissue Properties

Calibrated for Tests Performed on:	Tissue Type	Tissue Temp During Calibration (˚C)	Measured Frequency (MHz)	Measured Conductivity, σ (S/m)	Measured Dielectric Constant, ε	TARGET Conductivity, σ (S/m)	TARGET Dielectric Constant, ε	% dev σ	% dev ε
7/9/2018	835H	19.2	820	0.867	41.434	0.899	41.578	-3.56%	-0.35%
			835	0.882	41.222	0.900	41.500	-2.00%	-0.67%
			850	0.897	41.014	0.916	41.500	-2.07%	-1.17%
7/10/2018	835H	21.6	820	0.893	40.672	0.899	41.578	-0.67%	-2.18%
			835	0.899	40.636	0.900	41.500	-0.11%	-2.08%
			850	0.905	40.605	0.916	41.500	-1.20%	-2.16%
7/5/2018	2450H	22.7	2400	1.835	38.536	1.756	39.289	4.50%	-1.92%
			2450	1.889	38.373	1.800	39.200	4.94%	-2.11%
			2500	1.944	38.185	1.855	39.136	4.80%	-2.43%
7/10/2018	2450H	21.9	2400	1.813	38.771	1.756	39.289	3.25%	-1.32%
			2450	1.872	38.585	1.800	39.200	4.00%	-1.57%
			2500	1.925	38.380	1.855	39.136	3.77%	-1.93%
7/30/2018	2450H	22.7	2450	1.871	38.371	1.800	39.200	3.94%	-2.11%
			2500	1.928	38.171	1.855	39.136	3.94%	-2.47%
			2550	1.982	38.023	1.909	39.073	3.82%	-2.69%
			2600	2.037	37.801	1.964	39.009	3.72%	-3.10%
7/19/2018	2600H	22.4	2600	2.017	37.435	1.964	39.009	2.70%	-4.03%
			2650	2.073	37.272	2.018	38.945	2.73%	-4.30%
			2700	2.126	37.079	2.073	38.882	2.56%	-4.64%
7/16/2018	835B	20.8	820	0.988	53.993	0.969	55.258	1.96%	-2.29%
			835	1.004	53.814	0.970	55.200	3.51%	-2.51%
			850	1.019	53.647	0.988	55.154	3.14%	-2.73%
7/23/2018	835B	22.7	820	1.009	53.972	0.969	55.258	4.13%	-2.33%
			835	1.015	53.921	0.970	55.200	4.64%	-2.32%
			850	1.021	53.867	0.988	55.154	3.34%	-2.33%
7/9/2018	2450B	22.4	2450	2.042	51.293	1.950	52.700	4.72%	-2.67%
			2500	2.100	51.138	2.021	52.636	3.91%	-2.85%
			2550	2.159	50.977	2.092	52.573	3.20%	-3.04%
			2600	2.218	50.841	2.163	52.509	2.54%	-3.18%
7/10/2018	2450B	21.7	2400	1.954	51.578	1.902	52.767	2.73%	-2.25%
			2450	2.020	51.378	1.950	52.700	3.59%	-2.51%
			2500	2.091	51.157	2.021	52.636	3.46%	-2.81%
7/19/2018	2600B	21.1	2600	2.254	50.326	2.163	52.509	4.21%	-4.16%
			2650	2.326	50.138	2.234	52.445	4.12%	-4.40%
			2700	2.398	49.913	2.305	52.382	4.03%	-4.71%

The above measured tissue parameters were used in the DASY software. The DASY software was used to perform interpolation to determine the dielectric parameters at the SAR test device frequencies (per KDB Publication 865664 D01v01r04 and IEEE 1528-2013 6.6.1.2). The tissue parameters listed in the SAR test plots may slightly differ from the table above due to significant digit rounding in the software.

© 2018 PCTEST Engineering Laboratory, Inc. All rights reserved. Unless otherwise specified, no part of this report may be reproduced or utilized in any part, form or by any means, electronic or mechanical, including photocopying and microfilm, without permission in writing from PCTEST Engineering Laboratory, Inc. If you have any questions about this international copyright or have an enquiry about obtaining additional rights to this report or assembly of contents thereof, please contact INFO@PCTEST.COM.

9.2 Test System Verification

Prior to SAR assessment, the system is verified to ±10% of the SAR measurement on the reference dipole at the time of calibration by the calibration facility. Full system validation status and result summary can be found in Appendix E.

Table 9-2
System Verification Results – 1g

System Verification TARGET & MEASURED												
SAR System #	Tissue Frequency (MHz)	Tissue Type	Date:	Amb. Temp (°C)	Liquid Temp (°C)	Input Power (W)	Source SN	Probe SN	Measured SAR_{1g} (W/kg)	1 W Target SAR_{1g} (W/kg)	1 W Normalized SAR_{1g} (W/kg)	$Deviation_{1g}$ (%)
AM8	835	HEAD	07/09/2018	21.0	19.8	0.200	4d180	3287	1.960	9.600	9.800	2.08%
AM7	835	HEAD	07/10/2018	22.2	21.6	0.200	4d180	3329	2.030	9.600	10.150	5.73%
AM6	2450	HEAD	07/05/2018	22.9	20.8	0.100	921	3131	5.280	52.300	52.800	0.96%
AM5	2450	HEAD	07/10/2018	21.9	21.0	0.100	945	7490	5.030	51.000	50.300	-1.37%
AM4	2450	HEAD	07/30/2018	22.8	20.8	0.100	921	3119	5.430	52.300	54.300	3.82%
AM4	2600	HEAD	07/19/2018	24.0	21.2	0.100	1069	3119	5.440	56.900	54.400	-4.39%
AM4	2600	HEAD	07/30/2018	22.8	20.8	0.100	1009	3119	5.600	55.800	56.000	0.36%

Table 9-3
System Verification Results – 10g

System Verification TARGET & MEASURED												
SAR System #	Tissue Frequency (MHz)	Tissue Type	Date:	Amb. Temp (°C)	Liquid Temp (°C)	Input Power (W)	Source SN	Probe SN	Measured SAR_{10g} (W/kg)	1 W Target SAR_{10g} (W/kg)	1 W Normalized SAR_{10g} (W/kg)	$Deviation_{10g}$ (%)
AM8	835	BODY	07/16/2018	22.3	21.8	0.200	4d180	3287	1.350	6.310	6.750	6.97%
AM1	850	BODY	07/23/2018	21.6	22.0	0.200	1009	3275	1.340	6.480	6.700	3.40%
AM3	2450	BODY	07/09/2018	21.8	20.7	0.100	945	3288	2.340	23.200	23.400	0.86%
AM6	2450	BODY	07/10/2018	21.9	21.7	0.100	750	3131	2.480	24.200	24.800	2.48%
AM3	2600	BODY	07/19/2018	20.5	21.1	0.100	1009	3288	2.630	25.000	26.300	5.20%

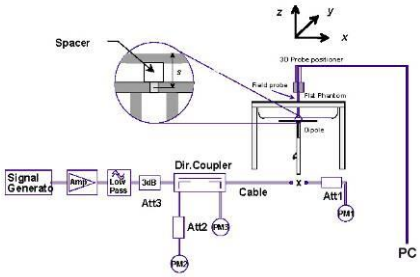

Figure 9-1
System Verification Setup Diagram

Figure 9-2
System Verification Setup Photo

© 2018 PCTEST Engineering Laboratory, Inc. All rights reserved. Unless otherwise specified, no part of this report may be reproduced or utilized in any part, form or by any means, electronic or mechanical, including photocopying and microfilm, without permission in writing from PCTEST Engineering Laboratory, Inc. If you have any questions about this international copyright or have an enquiry about obtaining additional rights to this report or assembly of contents thereof, please contact INFO@PCTEST.COM.

10 SAR DATA SUMMARY

10.1 Standalone Head SAR Data

Table 10-1
UMTS 850 Head SAR

MEASUREMENT RESULTS																
FREQUENCY		Mode	Service	Maximum Allowed Power [dBm]	Conducted Power [dBm]	Power Drift [dB]	Spacing	Housing Type	Wrist Band Type	Device Serial Number	Duty Cycle	Side	SAR (1g)	Scaling Factor	Reported SAR (1g)	Plot #
MHz	Ch.												(W/kg)		(W/kg)	
836.60	4183	UMTS 850	RMC	25.0	23.98	0.12	10 mm	Aluminum	Sport	C89WT02DK47L	1:1	front	0.002	1.265	0.003	
836.60	4183	UMTS 850	RMC	25.0	23.98	0.12	10 mm	Aluminum	Metal Links	C89WT029K47L	1:1	front	0.001	1.265	0.001	
836.60	4183	UMTS 850	RMC	25.0	23.98	0.11	10 mm	Aluminum	Metal Loop	C89WT02DK47L	1:1	front	0.002	1.265	0.003	A1
836.60	4183	UMTS 850	RMC	25.0	23.98	0.16	10 mm	Stainless Steel	Sport	C89WR005K47P	1:1	front	0.001	1.265	0.001	
836.60	4183	UMTS 850	RMC	25.0	23.98	0.18	10 mm	Stainless Steel	Metal Links	D92WV01RK47P	1:1	front	0.001	1.265	0.001	
836.60	4183	UMTS 850	RMC	25.0	23.98	0.14	10 mm	Stainless Steel	Metal Loop	D92WV01RK47P	1:1	front	0.002	1.265	0.003	
ANSI / IEEE C95.1 1992 - SAFETY LIMIT Spatial Peak Uncontrolled Exposure/General Population							Head 1.6 W/kg (mW/g) averaged over 1 gram									

Table 10-2
LTE Band 5 (Cell) Head SAR

MEASUREMENT RESULTS																						
FREQUENCY			Mode	Bandwidth [MHz]	Wrist Band Type	Maximum Allowed Power [dBm]	Conducted Power [dBm]	Power Drift [dB]	MPR [dB]	Housing Type	Device Serial Number	Modulation	RB Size	RB Offset	Spacing	Side	Duty Cycle	SAR (1g)	Scaling Factor	Reported SAR (1g)	Plot #
MHz	Ch.																	(W/kg)		(W/kg)	
836.50	20525	Mid	LTE Band 5 (Cell)	10	Sport	25.0	23.23	0.18	0	Aluminum	C89WT02BK47L	QPSK	1	49	10 mm	front	1:1	0.002	1.503	0.003	
836.50	20525	Mid	LTE Band 5 (Cell)	10	Sport	24.0	22.46	-0.11	1	Aluminum	C89WT02BK47L	QPSK	25	25	10 mm	front	1:1	0.001	1.426	0.001	
836.50	20525	Mid	LTE Band 5 (Cell)	10	Metal Links	25.0	23.23	0.17	0	Aluminum	C89WT029K47L	QPSK	1	49	10 mm	front	1:1	0.000	1.503	0.000	
836.50	20525	Mid	LTE Band 5 (Cell)	10	Metal Links	24.0	22.46	0.15	1	Aluminum	C89WT029K47L	QPSK	25	25	10 mm	front	1:1	0.000	1.426	0.000	
836.50	20525	Mid	LTE Band 5 (Cell)	10	Metal Loop	25.0	23.23	0.12	0	Aluminum	C89WT02EK47L	QPSK	1	49	10 mm	front	1:1	0.001	1.503	0.002	
836.50	20525	Mid	LTE Band 5 (Cell)	10	Metal Loop	24.0	22.46	-0.17	1	Aluminum	C89WT02EK47L	QPSK	25	25	10 mm	front	1:1	0.001	1.426	0.001	
836.50	20525	Mid	LTE Band 5 (Cell)	10	Sport	25.0	23.23	-0.21	0	Stainless Steel	C89WR005K47P	QPSK	1	49	10 mm	front	1:1	0.002	1.503	0.003	
836.50	20525	Mid	LTE Band 5 (Cell)	10	Sport	24.0	22.46	0.12	1	Stainless Steel	C89WR005K47P	QPSK	25	25	10 mm	front	1:1	0.002	1.426	0.003	
836.50	20525	Mid	LTE Band 5 (Cell)	10	Metal Links	25.0	23.23	0.14	0	Stainless Steel	C89WR005K47P	QPSK	1	49	10 mm	front	1:1	0.002	1.503	0.003	A2
836.50	20525	Mid	LTE Band 5 (Cell)	10	Metal Links	24.0	22.46	0.12	1	Stainless Steel	D92WV01QK47P	QPSK	25	25	10 mm	front	1:1	0.002	1.426	0.003	
836.50	20525	Mid	LTE Band 5 (Cell)	10	Metal Loop	25.0	23.23	-0.18	0	Stainless Steel	D92WV01MK47P	QPSK	1	49	10 mm	front	1:1	0.001	1.503	0.002	
836.50	20525	Mid	LTE Band 5 (Cell)	10	Metal Loop	24.0	22.46	0.07	1	Stainless Steel	D92WV01MK47P	QPSK	25	25	10 mm	front	1:1	0.001	1.426	0.001	
ANSI / IEEE C95.1 1992 - SAFETY LIMIT Spatial Peak Uncontrolled Exposure/General Population							Head 1.6 W/kg (mW/g) averaged over 1 gram														

© 2018 PCTEST Engineering Laboratory, Inc. All rights reserved. Unless otherwise specified, no part of this report may be reproduced or utilized in any part, form or by any means, electronic or mechanical, including photocopying and microfilm, without permission in writing from PCTEST Engineering Laboratory, Inc. If you have any questions about this international copyright or have an enquiry about obtaining additional rights to this report or assembly of contents thereof, please contact INFO@PCTEST.COM.

Table 10-3
LTE Band 26 (Cell) Head SAR

MEASUREMENT RESULTS																						
FREQUENCY			Mode	Bandwidth [MHz]	Wrist Band Type	Maximum Allowed Power [dBm]	Conducted Power [dBm]	Power Drift [dB]	MPR [dB]	Housing Type	Device Serial Number	Modulation	RB Size	RB Offset	Spacing	Side	Duty Cycle	SAR (1g)	Scaling Factor	Reported SAR (1g)	Plot #
MHz	Ch.																	(W/kg)		(W/kg)	
844.00	26990	High	LTE Band 26 (Cell)	10	Sport	25.0	23.55	0.17	0	Aluminum	C89WT01EK47L	QPSK	1	49	10 mm	front	1:1	0.003	1.396	0.004	
844.00	26990	High	LTE Band 26 (Cell)	10	Sport	24.0	22.57	0.20	1	Aluminum	C89WT01EK47L	QPSK	25	12	10 mm	front	1:1	0.002	1.390	0.003	
844.00	26990	High	LTE Band 26 (Cell)	10	Metal Links	25.0	23.55	0.16	0	Aluminum	C89WT01EK47L	QPSK	1	49	10 mm	front	1:1	0.001	1.396	0.001	
844.00	26990	High	LTE Band 26 (Cell)	10	Metal Links	24.0	22.57	0.12	1	Aluminum	C89WT01EK47L	QPSK	25	12	10 mm	front	1:1	0.001	1.390	0.001	
844.00	26990	High	LTE Band 26 (Cell)	10	Metal Loop	25.0	23.55	-0.04	0	Aluminum	C89WT02BK47L	QPSK	1	49	10 mm	front	1:1	0.003	1.396	0.004	A3
844.00	26990	High	LTE Band 26 (Cell)	10	Metal Loop	24.0	22.57	0.20	1	Aluminum	C89WT02BK47L	QPSK	25	12	10 mm	front	1:1	0.003	1.390	0.004	
844.00	26990	High	LTE Band 26 (Cell)	10	Sport	25.0	23.55	0.18	0	Stainless Steel	D92WV01RK47P	QPSK	1	49	10 mm	front	1:1	0.002	1.396	0.003	
844.00	26990	High	LTE Band 26 (Cell)	10	Sport	24.0	22.57	0.13	1	Stainless Steel	D92WV01RK47P	QPSK	25	12	10 mm	front	1:1	0.002	1.390	0.003	
844.00	26990	High	LTE Band 26 (Cell)	10	Metal Links	25.0	23.55	0.18	0	Stainless Steel	D92WV01RK47P	QPSK	1	49	10 mm	front	1:1	0.002	1.396	0.003	
844.00	26990	High	LTE Band 26 (Cell)	10	Metal Links	24.0	22.57	0.12	1	Stainless Steel	D92WV01RK47P	QPSK	25	12	10 mm	front	1:1	0.001	1.390	0.001	
844.00	26990	High	LTE Band 26 (Cell)	10	Metal Loop	25.0	23.55	0.15	0	Stainless Steel	D92WV01RK47P	QPSK	1	49	10 mm	front	1:1	0.003	1.396	0.004	
844.00	26990	High	LTE Band 26 (Cell)	10	Metal Loop	24.0	22.57	0.19	1	Stainless Steel	D92WV01RK47P	QPSK	25	12	10 mm	front	1:1	0.002	1.390	0.003	
ANSI / IEEE C95.1 1992 - SAFETY LIMIT Spatial Peak Uncontrolled Exposure/General Population									Head 1.6 W/kg (mW/g) averaged over 1 gram												

Table 10-4
LTE Band 7 Head SAR

MEASUREMENT RESULTS																						
FREQUENCY			Mode	Bandwidth [MHz]	Wrist Band Type	Maximum Allowed Power [dBm]	Conducted Power [dBm]	Power Drift [dB]	MPR [dB]	Housing Type	Device Serial Number	Modulation	RB Size	RB Offset	Spacing	Side	Duty Cycle	SAR (1g)	Scaling Factor	Reported SAR (1g)	Plot #
MHz	Ch.																	(W/kg)		(W/kg)	
2510.00	20850	Low	LTE Band 7	20	Sport	22.5	21.26	-0.18	0	Aluminum	C89WT029K47L	QPSK	1	0	10 mm	front	1:1	0.232	1.330	0.309	
2510.00	20850	Low	LTE Band 7	20	Sport	21.5	20.52	-0.21	1	Aluminum	C89WT029K47L	QPSK	50	0	10 mm	front	1:1	0.195	1.253	0.244	
2510.00	20850	Low	LTE Band 7	20	Metal Links	22.5	21.26	-0.09	0	Aluminum	C89WT02EK47L	QPSK	1	0	10 mm	front	1:1	0.194	1.330	0.258	
2510.00	20850	Low	LTE Band 7	20	Metal Links	21.5	20.52	-0.09	1	Aluminum	C89WT02EK47L	QPSK	50	0	10 mm	front	1:1	0.145	1.253	0.182	
2510.00	20850	Low	LTE Band 7	20	Metal Loop	22.5	21.26	-0.13	0	Aluminum	C89WT02DK47L	QPSK	1	0	10 mm	front	1:1	0.229	1.330	0.305	
2510.00	20850	Low	LTE Band 7	20	Metal Loop	21.5	20.52	0.00	1	Aluminum	C89WT02DK47L	QPSK	50	0	10 mm	front	1:1	0.180	1.253	0.226	
2510.00	20850	Low	LTE Band 7	20	Sport	22.5	21.26	-0.14	0	Stainless Steel	D92WV01PK47P	QPSK	1	0	10 mm	front	1:1	0.258	1.330	0.343	
2510.00	20850	Low	LTE Band 7	20	Sport	21.5	20.52	-0.12	1	Stainless Steel	D92WV01PK47P	QPSK	50	0	10 mm	front	1:1	0.207	1.253	0.259	
2510.00	20850	Low	LTE Band 7	20	Metal Links	22.5	21.26	-0.09	0	Stainless Steel	D92WV01MK47P	QPSK	1	0	10 mm	front	1:1	0.270	1.330	**0.359**	A4
2535.00	21100	Mid	LTE Band 7	20	Metal Links	22.5	20.83	-0.12	0	Stainless Steel	D92WV01MK47P	QPSK	1	0	10 mm	front	1:1	0.221	1.469	0.325	
2560.00	21350	High	LTE Band 7	20	Metal Links	22.5	20.85	-0.11	0	Stainless Steel	D92WV01MK47P	QPSK	1	0	10 mm	front	1:1	0.226	1.462	0.330	
2510.00	20850	Low	LTE Band 7	20	Metal Links	21.5	20.52	-0.21	1	Stainless Steel	D92WV01MK47P	QPSK	50	0	10 mm	front	1:1	0.190	1.253	0.238	
2510.00	20850	Low	LTE Band 7	20	Metal Loop	22.5	21.26	-0.08	0	Stainless Steel	D92WV01RK47P	QPSK	1	0	10 mm	front	1:1	0.209	1.330	0.278	
2510.00	20850	Low	LTE Band 7	20	Metal Loop	21.5	20.52	-0.03	1	Stainless Steel	D92WV01RK47P	QPSK	50	0	10 mm	front	1:1	0.172	1.253	0.216	
ANSI / IEEE C95.1 1992 - SAFETY LIMIT Spatial Peak Uncontrolled Exposure/General Population									Head 1.6 W/kg (mW/g) averaged over 1 gram												

© 2018 PCTEST Engineering Laboratory, Inc. All rights reserved. Unless otherwise specified, no part of this report may be reproduced or utilized in any part, form or by any means, electronic or mechanical, including photocopying and microfilm, without permission in writing from PCTEST Engineering Laboratory, Inc. If you have any questions about this international copyright or have an enquiry about obtaining additional rights to this report or assembly of contents thereof, please contact INFO@PCTEST.COM.

Table 10-5
LTE Band 41 Head SAR

MEASUREMENT RESULTS																						
FREQUENCY			Mode	Bandwidth [MHz]	Wrist Band Type	Maximum Allowed Power [dBm]	Conducted Power [dBm]	Power Drift [dB]	MPR [dB]	Housing Type	Device Serial Number	Modulation	RB Size	RB Offset	Spacing	Side	Duty Cycle	SAR (1g)	Scaling Factor	Reported SAR (1g)	Plot #
MHz	Ch.																	(W/kg)		(W/kg)	
2680.00	41490	High	LTE Band 41	20	Sport	22.75	21.33	-0.12	0	Aluminum	C89WT039K47L	QPSK	1	99	10 mm	front	1:1.58	0.165	1.387	0.229	
2680.00	41490	High	LTE Band 41	20	Sport	20.75	19.38	-0.06	2	Aluminum	C89WT039K47L	QPSK	50	50	10 mm	front	1:1.58	0.109	1.371	0.149	
2680.00	41490	High	LTE Band 41	10	Sport	21.75	20.16	0.00	1	Aluminum	C89WT039K47L	QPSK	50	0	10 mm	front	1:1.58	0.144	1.442	0.208	
2680.00	41490	High	LTE Band 41	20	Metal Links	22.75	21.33	0.00	0	Aluminum	C89WT039K47L	QPSK	1	99	10 mm	front	1:1.58	0.155	1.387	0.215	
2680.00	41490	High	LTE Band 41	20	Metal Links	20.75	19.38	0.03	2	Aluminum	C89WT032K47L	QPSK	50	50	10 mm	front	1:1.58	0.083	1.371	0.114	
2680.00	41490	High	LTE Band 41	10	Metal Links	21.75	20.16	-0.14	1	Aluminum	C89WT039K47L	QPSK	50	0	10 mm	front	1:1.58	0.129	1.442	0.186	
2680.00	41490	High	LTE Band 41	20	Metal Loop	22.75	21.33	-0.12	0	Aluminum	C89WT039K47L	QPSK	1	99	10 mm	front	1:1.58	0.148	1.387	0.205	
2680.00	41490	High	LTE Band 41	20	Metal Loop	20.75	19.38	0.02	2	Aluminum	C89WT039K47L	QPSK	50	50	10 mm	front	1:1.58	0.106	1.371	0.145	
2680.00	41490	High	LTE Band 41	10	Metal Loop	21.75	20.16	-0.07	1	Aluminum	C89WT039K47L	QPSK	50	0	10 mm	front	1:1.58	0.131	1.442	0.189	
2680.00	41490	High	LTE Band 41	20	Sport	22.75	21.33	-0.06	0	Stainless Steel	D92WV01NK47P	QPSK	1	99	10 mm	front	1:1.58	0.191	1.387	0.265	A5
2680.00	41490	High	LTE Band 41	20	Sport	20.75	19.38	-0.01	2	Stainless Steel	D92WV01NK47P	QPSK	50	50	10 mm	front	1:1.58	0.137	1.371	0.188	
2680.00	41490	High	LTE Band 41	10	Sport	21.75	20.16	0.05	1	Stainless Steel	D92WV01NK47P	QPSK	50	0	10 mm	front	1:1.58	0.151	1.442	0.218	
2680.00	41490	High	LTE Band 41	20	Metal Links	22.75	21.33	-0.06	0	Stainless Steel	D92WV01NK47P	QPSK	1	99	10 mm	front	1:1.58	0.169	1.387	0.234	
2680.00	41490	High	LTE Band 41	20	Metal Links	20.75	19.38	0.03	2	Stainless Steel	D92WV01UK47P	QPSK	50	50	10 mm	front	1:1.58	0.080	1.371	0.110	
2680.00	41490	High	LTE Band 41	10	Metal Links	21.75	20.16	0.02	1	Stainless Steel	D92WV01UK47P	QPSK	50	0	10 mm	front	1:1.58	0.102	1.442	0.147	
2680.00	41490	High	LTE Band 41	20	Metal Loop	22.75	21.33	-0.10	0	Stainless Steel	D92WV01NK47P	QPSK	1	99	10 mm	front	1:1.58	0.175	1.387	0.243	
2680.00	41490	High	LTE Band 41	20	Metal Loop	20.75	19.38	-0.15	2	Stainless Steel	D92WV01NK47P	QPSK	50	50	10 mm	front	1:1.58	0.107	1.371	0.147	
2680.00	41490	High	LTE Band 41	10	Metal Loop	21.75	20.16	-0.03	1	Stainless Steel	D92WV01NK47P	QPSK	50	0	10 mm	front	1:1.58	0.126	1.442	0.182	
ANSI / IEEE C95.1 1992 - SAFETY LIMIT Spatial Peak Uncontrolled Exposure/General Population									Head 1.6 W/kg (mW/g) averaged over 1 gram												

Table 10-6
2.4 GHz WLAN Head SAR

MEASUREMENT RESULTS																				
FREQUENCY		Mode	Service	Bandwidth [MHz]	Maximum Allowed Power [dBm]	Conducted Power [dBm]	Power Drift [dB]	Spacing	Housing Type	Wrist Band Type	Device Serial Number	Data Rate (Mbps)	Side	Duty Cycle (%)	SAR (1g)	Scaling Factor (Power)	Scaling Factor (Duty Cycle)	Reported SAR (1g)	Plot #
MHz	Ch.														(W/kg)			(W/kg)	
2437	6	802.11b	DSSS	22	19.0	19.00	0.15	10 mm	Aluminum	Sport	C89WT02EK47L	1	front	99.7	0.135	1.000	1.003	0.135	
2437	6	802.11b	DSSS	22	19.0	19.00	0.20	10 mm	Aluminum	Metal Links	C89WT032K47L	1	front	99.7	0.101	1.000	1.003	0.101	
2437	6	802.11b	DSSS	22	19.0	19.00	0.06	10 mm	Aluminum	Metal Loops	C89WT02EK47L	1	front	99.7	0.123	1.000	1.003	0.123	
2437	6	802.11b	DSSS	22	19.0	19.00	0.19	10 mm	Stainless Steel	Sport	C89WR007K47P	1	front	99.7	0.141	1.000	1.003	**0.141**	A6
2437	6	802.11b	DSSS	22	19.0	19.00	0.14	10 mm	Stainless Steel	Metal Links	D92WV01UK47P	1	front	99.7	0.112	1.000	1.003	0.112	
2437	6	802.11b	DSSS	22	19.0	19.00	-0.06	10 mm	Stainless Steel	Metal Loops	C89WR007K47P	1	front	99.7	0.131	1.000	1.003	0.131	
ANSI / IEEE C95.1 1992 - SAFETY LIMIT Spatial Peak Uncontrolled Exposure/General Population								Head 1.6 W/kg (mW/g) averaged over 1 gram											

Table 10-7
Bluetooth (ePA) Head SAR

MEASUREMENT RESULTS																		
FREQUENCY		Mode	Service	Maximum Allowed Power [dBm]	Conducted Power [dBm]	Power Drift [dB]	Spacing	Housing Type	Wrist Band Type	Device Serial Number	Data Rate (Mbps)	Side	Duty Cycle	SAR (1g)	Scaling Factor (Cond Power)	Reported SAR (1g)	Plot #
MHz	Ch.													(W/kg)		(W/kg)	
2441	39	Bluetooth	FHSS	18.0	17.85	0.01	10 mm	Aluminum	Sport	C89WT01EK47L	1	front	1:1	0.094	1.035	**0.097**	A7
2441	39	Bluetooth	FHSS	18.0	17.85	0.04	10 mm	Aluminum	Metal Links	C89WT01EK47L	1	front	1:1	0.069	1.035	0.071	
2441	39	Bluetooth	FHSS	18.0	17.85	0.02	10 mm	Aluminum	Metal Loop	C89WT01EK47L	1	front	1:1	0.082	1.035	0.085	
2441	39	Bluetooth	FHSS	18.0	17.85	-0.10	10 mm	Stainless Steel	Sport	C89WR007K47P	1	front	1:1	0.092	1.035	0.095	
2441	39	Bluetooth	FHSS	18.0	17.85	0.06	10 mm	Stainless Steel	Metal Links	C89WR007K47P	1	front	1:1	0.068	1.035	0.070	
2441	39	Bluetooth	FHSS	18.0	17.85	0.02	10 mm	Stainless Steel	Metal Loop	C89WR007K47P	1	front	1:1	0.073	1.035	0.076	
ANSI / IEEE C95.1 1992 - SAFETY LIMIT Spatial Peak Uncontrolled Exposure/General Population								Head 1.6 W/kg (mW/g) averaged over 1 gram									

© 2018 PCTEST Engineering Laboratory, Inc. All rights reserved. Unless otherwise specified, no part of this report may be reproduced or utilized in any part, form or by any means, electronic or mechanical, including photocopying and microfilm, without permission in writing from PCTEST Engineering Laboratory, Inc. If you have any questions about this international copyright or have an enquiry about obtaining additional rights to this report or assembly of contents thereof, please contact INFO@PCTEST.COM.

Table 10-8
Bluetooth (iPA) Head SAR

MEASUREMENT RESULTS																	
FREQUENCY		Mode	Service	Maximum Allowed Power [dBm]	Conducted Power [dBm]	Power Drift [dB]	Spacing	Housing Type	Wrist Band Type	Device Serial Number	Data Rate (Mbps)	Side	Duty Cycle	SAR (1g)	Scaling Factor (Cond Power)	Reported SAR (1g)	Plot #
MHz	Ch.													(W/kg)		(W/kg)	
2441	39	Bluetooth	FHSS	13.0	12.83	0.21	10 mm	Aluminum	Sport	C89WT02DK47L	1	front	1:1	0.026	1.040	0.027	
2441	39	Bluetooth	FHSS	13.0	12.83	0.13	10 mm	Aluminum	Metal Links	C89WT02DK47L	1	front	1:1	0.021	1.040	0.022	
2441	39	Bluetooth	FHSS	13.0	12.83	0.15	10 mm	Aluminum	Metal Loop	C89WT02DK47L	1	front	1:1	0.021	1.040	0.022	
2441	39	Bluetooth	FHSS	13.0	12.83	-0.19	10 mm	Stainless Steel	Sport	D92WV01NK47P	1	front	1:1	0.035	1.040	0.036	A8
2441	39	Bluetooth	FHSS	13.0	12.83	0.06	10 mm	Stainless Steel	Metal Links	D92WV01UK47P	1	front	1:1	0.021	1.040	0.022	
2441	39	Bluetooth	FHSS	13.0	12.83	0.18	10 mm	Stainless Steel	Metal Loop	D92WV01NK47P	1	front	1:1	0.026	1.040	0.027	
ANSI / IEEE C95.1 1992 - SAFETY LIMIT Spatial Peak Uncontrolled Exposure/General Population							Head 1.6 W/kg (mW/g) averaged over 1 gram										

10.2 Standalone Extremity SAR Data

Table 10-9
UMTS Extremity SAR Data

MEASUREMENT RESULTS																	
FREQUENCY		Mode	Service	Maximum Allowed Power [dBm]	Conducted Power [dBm]	Power Drift [dB]	Spacing	Housing Type	Wrist Band Type	Device Serial Number	Duty Cycle	Side	SAR (10g)	Scaling Factor	Reported SAR (10g)	Plot #
MHz	Ch.												(W/kg)		(W/kg)	
836.60	4183	UMTS 850	RMC	25.0	23.98	-0.01	0 mm	Aluminum	Sport	C89WT02DK47L	1:1	back	0.115	1.265	0.145	
836.60	4183	UMTS 850	RMC	25.0	23.98	-0.07	0 mm	Aluminum	Metal Links	C89WT029K47L	1:1	back	0.163	1.265	0.206	
836.60	4183	UMTS 850	RMC	25.0	23.98	-0.07	0 mm	Aluminum	Metal Loop	C89WT02BK47L	1:1	back	0.154	1.265	0.195	
836.60	4183	UMTS 850	RMC	25.0	23.98	-0.10	0 mm	Stainless Steel	Sport	D92WV01RK47P	1:1	back	0.113	1.265	0.143	
826.40	4132	UMTS 850	RMC	25.0	23.96	0.03	0 mm	Stainless Steel	Metal Links	D92WV01MK47P	1:1	back	0.214	1.271	0.272	
836.60	4183	UMTS 850	RMC	25.0	23.98	-0.06	0 mm	Stainless Steel	Metal Links	D92WV01MK47P	1:1	back	0.182	1.265	0.230	
846.60	4233	UMTS 850	RMC	25.0	23.94	0.01	0 mm	Stainless Steel	Metal Links	D92WV01MK47P	1:1	back	0.243	1.276	0.310	A9
836.60	4183	UMTS 850	RMC	25.0	23.98	0.01	0 mm	Stainless Steel	Metal Loop	D92WV01QK47P	1:1	back	0.165	1.265	0.209	
ANSI / IEEE C95.1 1992 - SAFETY LIMIT Spatial Peak Uncontrolled Exposure/General Population							Extremity 4.0 W/kg (mW/g) averaged over 10 grams									

© 2018 PCTEST Engineering Laboratory, Inc. All rights reserved. Unless otherwise specified, no part of this report may be reproduced or utilized in any part, form or by any means, electronic or mechanical, including photocopying and microfilm, without permission in writing from PCTEST Engineering Laboratory, Inc. If you have any questions about this international copyright or have an enquiry about obtaining additional rights to this report or assembly of contents thereof, please contact INFO@PCTEST.COM.

Table 10-10
LTE Band 5 (Cell) Extremity SAR

MEASUREMENT RESULTS																						
FREQUENCY			Mode	Bandwidth [MHz]	Wrist Band Type	Maximum Allowed Power [dBm]	Conducted Power [dBm]	Power Drift [dB]	MPR [dB]	Housing Type	Device Serial Number	Modulation	RB Size	RB Offset	Spacing	Side	Duty Cycle	SAR (10g)	Scaling Factor	Reported SAR (10g)	Plot #
MHz	Ch.																	(W/kg)		(W/kg)	
836.50	20525	Mid	LTE Band 5 (Cell)	10	Sport	25.0	23.23	0.02	0	Aluminum	C89WT029K47L	QPSK	1	49	0 mm	back	1:1	0.075	1.503	0.113	
836.50	20525	Mid	LTE Band 5 (Cell)	10	Sport	24.0	22.46	-0.04	1	Aluminum	C89WT029K47L	QPSK	25	25	0 mm	back	1:1	0.064	1.426	0.091	
836.50	20525	Mid	LTE Band 5 (Cell)	10	Metal Links	25.0	23.23	0.01	0	Aluminum	C89WT02BK47L	QPSK	1	49	0 mm	back	1:1	0.141	1.503	0.212	
836.50	20525	Mid	LTE Band 5 (Cell)	10	Metal Links	24.0	22.46	-0.01	1	Aluminum	C89WT02BK47L	QPSK	25	25	0 mm	back	1:1	0.120	1.426	0.171	
836.50	20525	Mid	LTE Band 5 (Cell)	10	Metal Loop	25.0	23.23	-0.14	0	Aluminum	C89WT02DK47L	QPSK	1	49	0 mm	back	1:1	0.114	1.503	0.171	
836.50	20525	Mid	LTE Band 5 (Cell)	10	Metal Loop	24.0	22.46	-0.11	1	Aluminum	C89WT02DK47L	QPSK	25	25	0 mm	back	1:1	0.083	1.426	0.118	
836.50	20525	Mid	LTE Band 5 (Cell)	10	Sport	25.0	23.23	-0.02	0	Stainless Steel	D92WV01RK47P	QPSK	1	49	0 mm	back	1:1	0.104	1.503	0.156	
836.50	20525	Mid	LTE Band 5 (Cell)	10	Sport	24.0	22.46	-0.01	1	Stainless Steel	D92WV01RK47P	QPSK	25	25	0 mm	back	1:1	0.091	1.426	0.130	
836.50	20525	Mid	LTE Band 5 (Cell)	10	Metal Links	25.0	23.23	0.05	0	Stainless Steel	D92WV01MK47P	QPSK	1	49	0 mm	back	1:1	0.146	1.503	0.219	A10
836.50	20525	Mid	LTE Band 5 (Cell)	10	Metal Links	24.0	22.46	0.05	1	Stainless Steel	D92WV01MK47P	QPSK	25	25	0 mm	back	1:1	0.127	1.426	0.181	
836.50	20525	Mid	LTE Band 5 (Cell)	10	Metal Loop	25.0	23.23	-0.07	0	Stainless Steel	D92WV01QK47P	QPSK	1	49	0 mm	back	1:1	0.135	1.503	0.203	
836.50	20525	Mid	LTE Band 5 (Cell)	10	Metal Loop	24.0	22.46	0.07	1	Stainless Steel	D92WV01QK47P	QPSK	25	25	0 mm	back	1:1	0.119	1.426	0.170	
ANSI / IEEE C95.1 1992 - SAFETY LIMIT Spatial Peak Uncontrolled Exposure/General Population										Extremity 4.0 W/kg (mW/g) averaged over 10 grams											

Table 10-11
LTE Band 26 (Cell) Extremity SAR

MEASUREMENT RESULTS																						
FREQUENCY			Mode	Bandwidth [MHz]	Wrist Band Type	Maximum Allowed Power [dBm]	Conducted Power [dBm]	Power Drift [dB]	MPR [dB]	Housing Type	Device Serial Number	Modulation	RB Size	RB Offset	Spacing	Side	Duty Cycle	SAR (10g)	Scaling Factor	Reported SAR (10g)	Plot #
MHz	Ch.																	(W/kg)		(W/kg)	
844.00	26990	High	LTE Band 26 (Cell)	10	Sport	25.0	23.55	-0.12	0	Aluminum	C89WT02EK47L	QPSK	1	49	0 mm	back	1:1	0.108	1.396	0.151	
844.00	26990	High	LTE Band 26 (Cell)	10	Sport	24.0	22.57	0.07	1	Aluminum	C89WT02EK47L	QPSK	25	12	0 mm	back	1:1	0.091	1.390	0.126	
844.00	26990	High	LTE Band 26 (Cell)	10	Metal Links	25.0	23.55	0.00	0	Aluminum	C89WT02BK47L	QPSK	1	49	0 mm	back	1:1	0.156	1.396	0.218	A11
844.00	26990	High	LTE Band 26 (Cell)	10	Metal Links	24.0	22.57	-0.05	1	Aluminum	C89WT02BK47L	QPSK	25	12	0 mm	back	1:1	0.137	1.390	0.190	
844.00	26990	High	LTE Band 26 (Cell)	10	Metal Loop	25.0	23.55	-0.02	0	Aluminum	C89WT02DK47L	QPSK	1	49	0 mm	back	1:1	0.112	1.396	0.156	
844.00	26990	High	LTE Band 26 (Cell)	10	Metal Loop	24.0	22.57	0.03	1	Aluminum	C89WT02DK47L	QPSK	25	12	0 mm	back	1:1	0.097	1.390	0.135	
844.00	26990	High	LTE Band 26 (Cell)	10	Sport	25.0	23.55	-0.03	0	Stainless Steel	D92WV01RK47P	QPSK	1	49	0 mm	back	1:1	0.112	1.396	0.156	
844.00	26990	High	LTE Band 26 (Cell)	10	Sport	24.0	22.57	0.02	1	Stainless Steel	D92WV01RK47P	QPSK	25	12	0 mm	back	1:1	0.093	1.390	0.129	
844.00	26990	High	LTE Band 26 (Cell)	10	Metal Links	25.0	23.55	-0.07	0	Stainless Steel	D92WV01MK47P	QPSK	1	49	0 mm	back	1:1	0.143	1.396	0.200	
844.00	26990	High	LTE Band 26 (Cell)	10	Metal Links	24.0	22.57	0.13	1	Stainless Steel	D92WV01MK47P	QPSK	25	12	0 mm	back	1:1	0.116	1.390	0.161	
844.00	26990	High	LTE Band 26 (Cell)	10	Metal Loop	25.0	23.55	-0.05	0	Stainless Steel	D92WV01QK47P	QPSK	1	49	0 mm	back	1:1	0.140	1.396	0.195	
844.00	26990	High	LTE Band 26 (Cell)	10	Metal Loop	24.0	22.57	-0.03	1	Stainless Steel	D92WV01QK47P	QPSK	25	12	0 mm	back	1:1	0.118	1.390	0.164	
ANSI / IEEE C95.1 1992 - SAFETY LIMIT Spatial Peak Uncontrolled Exposure/General Population										Extremity 4.0 W/kg (mW/g) averaged over 10 grams											

© 2018 PCTEST Engineering Laboratory, Inc. All rights reserved. Unless otherwise specified, no part of this report may be reproduced or utilized in any part, form or by any means, electronic or mechanical, including photocopying and microfilm, without permission in writing from PCTEST Engineering Laboratory, Inc. If you have any questions about this international copyright or have an enquiry about obtaining additional rights to this report or assembly of contents thereof, please contact INFO@PCTEST.COM.

Table 10-12
LTE Band 7 Extremity SAR

MEASUREMENT RESULTS																						
FREQUENCY			Mode	Bandwidth [MHz]	Wrist Band Type	Maximum Allowed Power [dBm]	Conducted Power [dBm]	Power Drift [dB]	MPR [dB]	Housing Type	Device Serial Number	Modulation	RB Size	RB Offset	Spacing	Side	Duty Cycle	SAR (10g)	Scaling Factor	Reported SAR (10g)	Plot #
MHz	Ch.																	(W/kg)		(W/kg)	
2510.00	20850	Low	LTE Band 7	20	Sport	22.5	21.26	0.00	0	Aluminum	C89WT029K47L	QPSK	1	0	0 mm	back	1:1	0.127	1.330	0.169	A12
2510.00	20850	Low	LTE Band 7	20	Sport	21.5	20.52	0.20	1	Aluminum	C89WT029K47L	QPSK	50	0	0 mm	back	1:1	0.100	1.253	0.125	
2510.00	20850	Low	LTE Band 7	20	Metal Links	22.5	21.26	0.04	0	Aluminum	C89WT02BK47L	QPSK	1	0	0 mm	back	1:1	0.069	1.330	0.092	
2510.00	20850	Low	LTE Band 7	20	Metal Links	21.5	20.52	-0.16	1	Aluminum	C89WT02BK47L	QPSK	50	0	0 mm	back	1:1	0.054	1.253	0.068	
2510.00	20850	Low	LTE Band 7	20	Metal Loop	22.5	21.26	0.00	0	Aluminum	C89WT029K47L	QPSK	1	0	0 mm	back	1:1	0.110	1.330	0.146	
2510.00	20850	Low	LTE Band 7	20	Metal Loop	21.5	20.52	-0.11	1	Aluminum	C89WT029K47L	QPSK	50	0	0 mm	back	1:1	0.090	1.253	0.113	
2510.00	20850	Low	LTE Band 7	20	Sport	22.5	21.26	0.11	0	Stainless Steel	D92WV01MK47P	QPSK	1	0	0 mm	back	1:1	0.092	1.330	0.122	
2510.00	20850	Low	LTE Band 7	20	Sport	21.5	20.52	0.20	1	Stainless Steel	D92WV01MK47P	QPSK	50	0	0 mm	back	1:1	0.075	1.253	0.094	
2510.00	20850	Low	LTE Band 7	20	Metal Links	22.5	21.26	-0.07	0	Stainless Steel	D92WV01PK47P	QPSK	1	0	0 mm	back	1:1	0.093	1.330	0.124	
2510.00	20850	Low	LTE Band 7	20	Metal Links	21.5	20.52	0.02	1	Stainless Steel	D92WV01PK47P	QPSK	50	0	0 mm	back	1:1	0.073	1.253	0.091	
2510.00	20850	Low	LTE Band 7	20	Metal Loop	22.5	21.26	0.12	0	Stainless Steel	D92WV01MK47P	QPSK	1	0	0 mm	back	1:1	0.085	1.330	0.113	
2510.00	20850	Low	LTE Band 7	20	Metal Loop	21.5	20.52	0.01	1	Stainless Steel	D92WV01MK47P	QPSK	50	0	0 mm	back	1:1	0.060	1.253	0.075	
ANSI / IEEE C95.1 1992 - SAFETY LIMIT Spatial Peak Uncontrolled Exposure/General Population									Extremity 4.0 W/kg (mW/g) averaged over 10 grams												

Table 10-13
LTE Band 41 Extremity SAR Data

MEASUREMENT RESULTS																						
FREQUENCY			Mode	Bandwidth [MHz]	Wrist Band Type	Maximum Allowed Power [dBm]	Conducted Power [dBm]	Power Drift [dB]	MPR [dB]	Housing Type	Device Serial Number	Modulation	RB Size	RB Offset	Spacing	Side	Duty Cycle	SAR (10g)	Scaling Factor	Reported SAR (10g)	Plot #
MHz	Ch.																	(W/kg)		(W/kg)	
2680.00	41490	High	LTE Band 41	20	Sport	22.75	21.33	-0.13	0	Aluminum	C89WT039K47L	QPSK	1	99	0 mm	back	1:1.58	0.036	1.387	0.050	A13
2680.00	41490	High	LTE Band 41	20	Sport	20.75	19.38	0.17	2	Aluminum	C89WT039K47L	QPSK	50	50	0 mm	back	1:1.58	0.021	1.371	0.029	
2680.00	41490	High	LTE Band 41	10	Sport	21.75	20.16	0.14	1	Aluminum	C89WT039K47L	QPSK	50	0	0 mm	back	1:1.58	0.028	1.442	0.040	
2680.00	41490	High	LTE Band 41	20	Metal Links	22.75	21.33	0.14	0	Aluminum	C89WT039K47L	QPSK	1	99	0 mm	back	1:1.58	0.030	1.387	0.042	
2680.00	41490	High	LTE Band 41	20	Metal Links	20.75	19.38	-0.13	2	Aluminum	C89WT039K47L	QPSK	50	50	0 mm	back	1:1.58	0.019	1.371	0.026	
2680.00	41490	High	LTE Band 41	10	Metal Links	21.75	20.16	0.19	1	Aluminum	C89WT039K47L	QPSK	50	0	0 mm	back	1:1.58	0.026	1.442	0.037	
2680.00	41490	High	LTE Band 41	20	Metal Loop	22.75	21.33	0.05	0	Aluminum	C89WT039K47L	QPSK	1	99	0 mm	back	1:1.58	0.027	1.387	0.037	
2680.00	41490	High	LTE Band 41	20	Metal Loop	20.75	19.38	0.14	2	Aluminum	C89WT039K47L	QPSK	50	50	0 mm	back	1:1.58	0.016	1.371	0.022	
2680.00	41490	High	LTE Band 41	10	Metal Loop	21.75	20.16	-0.13	1	Aluminum	C89WT039K47L	QPSK	50	0	0 mm	back	1:1.58	0.023	1.442	0.033	
2680.00	41490	High	LTE Band 41	20	Sport	22.75	21.33	-0.16	0	Stainless Steel	D92WV01UK47P	QPSK	1	99	0 mm	back	1:1.58	0.033	1.387	0.046	
2680.00	41490	High	LTE Band 41	20	Sport	20.75	19.38	-0.20	2	Stainless Steel	D92WV01UK47P	QPSK	50	50	0 mm	back	1:1.58	0.022	1.371	0.030	
2680.00	41490	High	LTE Band 41	10	Sport	21.75	20.16	-0.14	1	Stainless Steel	D92WV01UK47P	QPSK	50	0	0 mm	back	1:1.58	0.027	1.442	0.039	
2680.00	41490	High	LTE Band 41	20	Metal Links	22.75	21.33	0.10	0	Stainless Steel	D92WV01NK47P	QPSK	1	99	0 mm	back	1:1.58	0.031	1.387	0.043	
2680.00	41490	High	LTE Band 41	20	Metal Links	20.75	19.38	0.07	2	Stainless Steel	D92WV01NK47P	QPSK	50	50	0 mm	back	1:1.58	0.020	1.371	0.027	
2680.00	41490	High	LTE Band 41	10	Metal Links	21.75	20.16	0.17	1	Stainless Steel	D92WV01NK47P	QPSK	50	0	0 mm	back	1:1.58	0.025	1.442	0.036	
2680.00	41490	High	LTE Band 41	20	Metal Loop	22.75	21.33	0.13	0	Stainless Steel	D92WV01NK47P	QPSK	1	99	0 mm	back	1:1.58	0.032	1.387	0.044	
2680.00	41490	High	LTE Band 41	20	Metal Loop	20.75	19.38	0.13	2	Stainless Steel	D92WV01NK47P	QPSK	50	50	0 mm	back	1:1.58	0.020	1.371	0.027	
2680.00	41490	High	LTE Band 41	10	Metal Loop	21.75	20.16	0.11	1	Stainless Steel	D92WV01NK47P	QPSK	50	0	0 mm	back	1:1.58	0.028	1.442	0.040	
ANSI / IEEE C95.1 1992 - SAFETY LIMIT Spatial Peak Uncontrolled Exposure/General Population									Extremity 4.0 W/kg (mW/g) averaged over 10 grams												

© 2018 PCTEST Engineering Laboratory, Inc.

REV 20.11 M
06/19/2018

© 2018 PCTEST Engineering Laboratory, Inc. All rights reserved. Unless otherwise specified, no part of this report may be reproduced or utilized in any part, form or by any means, electronic or mechanical, including photocopying and microfilm, without permission in writing from PCTEST Engineering Laboratory, Inc. If you have any questions about this international copyright or have an enquiry about obtaining additional rights to this report or assembly of contents thereof, please contact INFO@PCTEST.COM.

Table 10-14
2.4 GHz WLAN Extremity SAR

MEASUREMENT RESULTS																			
FREQUENCY		Mode	Service	Bandwidth [MHz]	Maximum Allowed Power [dBm]	Conducted Power [dBm]	Power Drift [dB]	Spacing	Wrist Band Type	Housing Type	Device Serial Number	Data Rate (Mbps)	Side	Duty Cycle (%)	SAR (10g)	Scaling Factor (Power)	Scaling Factor (Duty Cycle)	Reported SAR (10g)	Plot #
MHz	Ch.														(W/kg)			(W/kg)	
2437	6	802.11b	DSSS	22	19.0	19.00	-0.12	0 mm	Sport	Aluminum	C89WT01EK47L	1	back	99.7	0.051	1.000	1.003	0.051	
2437	6	802.11b	DSSS	22	19.0	19.00	0.19	0 mm	Metal Links	Aluminum	C89WT032K47L	1	back	99.7	0.049	1.000	1.003	0.049	
2437	6	802.11b	DSSS	22	19.0	19.00	0.21	0 mm	Metal Loop	Aluminum	C89WT032K47L	1	back	99.7	0.049	1.000	1.003	0.049	
2437	6	802.11b	DSSS	22	19.0	19.00	-0.09	0 mm	Sport	Stainless Steel	D92WV01NK47P	1	back	99.7	0.040	1.000	1.003	0.040	
2437	6	802.11b	DSSS	22	19.0	19.00	-0.09	0 mm	Metal Links	Stainless Steel	C89WR007K47P	1	back	99.7	0.108	1.000	1.003	0.108	A14
2437	6	802.11b	DSSS	22	19.0	19.00	-0.11	0 mm	Metal Loop	Stainless Steel	D92WV01NK47P	1	back	99.7	0.043	1.000	1.003	0.043	
ANSI / IEEE C95.1 1992 - SAFETY LIMIT Spatial Peak Uncontrolled Exposure/General Population						Extremity 4.0 W/kg (mW/g) averaged over 10 grams													

Table 10-15
Bluetooth (ePA) Extremity SAR

MEASUREMENT RESULTS																		
FREQUENCY		Mode	Service	Maximum Allowed Power [dBm]	Conducted Power [dBm]	Power Drift [dB]	Spacing	Housing Type	Wrist Band Type	Device Serial Number	Data Rate (Mbps)	Side	Duty Cycle	SAR (10g)	Scaling Factor (Cond Power)	Reported SAR (10g)	Plot #
MHz	Ch.													(W/kg)		(W/kg)	
2441	39	Bluetooth	FHSS	18.0	17.85	0.15	0 mm	Aluminum	Sport	D92WT00JK47L	1	back	1:1	0.036	1.035	0.037	
2441	39	Bluetooth	FHSS	18.0	17.85	0.13	0 mm	Aluminum	Metal Links	D92WT00JK47L	1	back	1:1	0.041	1.035	0.042	
2441	39	Bluetooth	FHSS	18.0	17.85	0.03	0 mm	Aluminum	Metal Loop	D92WT00JK47L	1	back	1:1	0.033	1.035	0.034	
2441	39	Bluetooth	FHSS	18.0	17.85	-0.13	0 mm	Stainless Steel	Sport	D92WV01UK47P	1	back	1:1	0.043	1.035	0.045	
2441	39	Bluetooth	FHSS	18.0	17.85	0.13	0 mm	Stainless Steel	Metal Links	D92WV01UK47P	1	back	1:1	0.047	1.035	0.049	A15
2441	39	Bluetooth	FHSS	18.0	17.85	-0.07	0 mm	Stainless Steel	Metal Loop	D92WV01UK47P	1	back	1:1	0.040	1.035	0.041	
ANSI / IEEE C95.1 1992 - SAFETY LIMIT Spatial Peak Uncontrolled Exposure/General Population						Extremity 4.0 W/kg (mW/g) averaged over 10 grams											

Table 10-16
Bluetooth (iPA) Extremity SAR

MEASUREMENT RESULTS																		
FREQUENCY		Mode	Service	Maximum Allowed Power [dBm]	Conducted Power [dBm]	Power Drift [dB]	Spacing	Housing Type	Wrist Band Type	Device Serial Number	Data Rate (Mbps)	Side	Duty Cycle	SAR (10g)	Scaling Factor (Cond Power)	Reported SAR (10g)	Plot #
MHz	Ch.													(W/kg)		(W/kg)	
2441	39	Bluetooth	FHSS	13.0	12.83	0.07	0 mm	Aluminum	Sport	C89WT01EK47L	1	back	1:1	0.009	1.040	0.009	
2441	39	Bluetooth	FHSS	13.0	12.83	0.14	0 mm	Aluminum	Metal Links	C89WT01EK47L	1	back	1:1	0.008	1.040	0.008	
2441	39	Bluetooth	FHSS	13.0	12.83	0.16	0 mm	Aluminum	Metal Loop	C89WT01EK47L	1	back	1:1	0.007	1.040	0.007	
2441	39	Bluetooth	FHSS	13.0	12.83	-0.17	0 mm	Stainless Steel	Sport	C89WR007K47P	1	back	1:1	0.017	1.040	0.018	
2441	39	Bluetooth	FHSS	13.0	12.83	-0.13	0 mm	Stainless Steel	Metal Links	C89WR007K47P	1	back	1:1	0.022	1.040	0.023	A16
2441	39	Bluetooth	FHSS	13.0	12.83	-0.21	0 mm	Stainless Steel	Metal Loop	C89WR007K47P	1	back	1:1	0.018	1.040	0.019	
ANSI / IEEE C95.1 1992 - SAFETY LIMIT Spatial Peak Uncontrolled Exposure/General Population						Extremity 4.0 W/kg (mW/g) averaged over 10 grams											

© 2018 PCTEST Engineering Laboratory, Inc. All rights reserved. Unless otherwise specified, no part of this report may be reproduced or utilized in any part, form or by any means, electronic or mechanical, including photocopying and microfilm, without permission in writing from PCTEST Engineering Laboratory, Inc. If you have any questions about this international copyright or have an enquiry about obtaining additional rights to this report or assembly of contents thereof, please contact INFO@PCTEST.COM.

10.3 SAR Test Notes

General Notes:

1. The test data reported are the worst-case SAR values according to test procedures specified in FCC KDB Publication 447498 D01v06.
2. Batteries are fully charged at the beginning of the SAR measurements.
3. Liquid tissue depth was at least 15.0 cm for all frequencies.
4. The manufacturer has confirmed that the device(s) tested have the same physical, mechanical and thermal characteristics and are within operational tolerances expected for production units.
5. SAR results were scaled to the maximum allowed power to demonstrate compliance per FCC KDB Publication 447498 D01v06.
6. Per FCC KDB Publication 865664 D01v01r04, variability SAR tests were not required since measured SAR results for all frequency bands were less than 0.8 W/kg.
7. This device has two housing types: Aluminum and Stainless Steel. The non-metallic wrist accessory, sport band, was evaluated for all exposure conditions. The available metallic wrist accessories, metal links band and metal loop band, were additionally evaluated.
8. This device is a portable wrist-worn device and does not support any other use conditions. Therefore the procedures in FCC KDB Publication 447498 D01v06 Section 6.2 have been applied for extremity and next to mouth (head) conditions.

UMTS Notes:

1. UMTS mode in was tested under RMC 12.2 kbps with HSPA Inactive per KDB Publication 941225 D01v03r01. AMR and HSPA SAR was not required per the 3G Test Reduction Procedure in KDB Publication 941225 D01v03r01.
2. Per FCC KDB Publication 447498 D01v06, if the reported (scaled) SAR measured at the middle channel or highest output power channel for each test configuration is ≤ 0.8 W/kg for 1g evaluations then testing at the other channels is not required for such test configuration(s). When the maximum output power variation across the required test channels is > ½ dB, instead of the middle channel, the highest output power channel was used.

LTE Notes:

1. LTE Considerations: LTE test configurations are determined according to SAR Evaluation Considerations for LTE Devices in FCC KDB Publication 941225 D05v02r04. The general test procedures used for testing can be found in Section 7.5.4.
2. MPR is permanently implemented for this device by the manufacturer. The specific manufacturer target MPR is indicated alongside the SAR results. MPR is enabled for this device, according to 3GPP TS36.101 Section 6.2.3 – 6.2.5 under Table 6.2.3-1.
3. A-MPR was disabled for all SAR tests by setting NS=01 on the base station simulator. SAR tests were performed with the same number of RB and RB offsets transmitting on all TTI frames (maximum TTI).
4. Per FCC KDB Publication 447498 D01v06, when the reported LTE Band 41 SAR measured at the highest output power channel in a given a test configuration was > 0.6 W/kg for 1g evaluations, testing at the other channels was required for such test configurations.
5. TDD LTE was tested per the guidance provided in FCC KDB Publication 941225 D05v02r04. Testing was performed using UL-DL configuration 0 with 6 UL subframes and 2 S subframes using extended cyclic prefix only and special subframe configuration 6. SAR tests were performed at maximum output power and worst-case transmission duty factor in extended cyclic prefix. Per 3GPP 36.211 Section 4, the duty factor for special subframe configuration 6 using extended cyclic prefix is 0.633.
6. This device can only operate with 16QAM on the uplink with less than or equal to 27 RB. QPSK and 16QAM LTE powers for RB size of 15 (“50% RB”) and 27 (“100% RB”) were additionally measured to support comparison and SAR test exclusion per KDB 941225 D05v02r04 Section 5.2.4 and 5.3.

© 2018 PCTEST Engineering Laboratory, Inc. All rights reserved. Unless otherwise specified, no part of this report may be reproduced or utilized in any part, form or by any means, electronic or mechanical, including photocopying and microfilm, without permission in writing from PCTEST Engineering Laboratory, Inc. If you have any questions about this international copyright or have an enquiry about obtaining additional rights to this report or assembly of contents thereof, please contact INFO@PCTEST.COM.

WLAN Notes:

1. Justification for test configurations for WLAN per KDB Publication 248227 D01v02r02 for 2.4 GHz WIFI operations, the highest measured maximum output power channel for DSSS was selected for SAR measurement. SAR for OFDM modes (2.4 GHz 802.11g/n) was not required due to the maximum allowed powers and the highest reported DSSS SAR. See Section 7.6.2 for more information.
2. When the maximum reported 1g averaged SAR is ≤0.8 W/kg, SAR testing on additional channels was not required. Otherwise, SAR for the next highest output power channel was required until the reported SAR result was ≤ 1.20 W/kg for 1g evaluations or all test channels were measured.
3. When 10-g SAR measurement is considered, a factor of 2.5 is applied to the thresholds above.
4. The device was configured to transmit continuously at the required data rate, channel bandwidth and signal modulation, using the highest transmission duty factor supported by the test mode tools. The reported SAR was scaled to the 100% transmission duty factor to determine compliance. The maximum achievable duty cycles for all modes were determined based on measurements performed on a spectrum analyzer in zero-span mode with RBW = 8 MHz, VBW = 50 MHz, and detector = peak per guidance of Section 6.0 b) of ANSI C63. 10-2013 and KDB 558074 D01 v04. The RBW and VBW were both greater than 50/T, where T is the minimum transmission duration, and the number of sweep points across T was greater than 100.

Bluetooth Notes

1. To determine compliance, Bluetooth SAR was measured with internal power amplifier and external power amplifier. Bluetooth was evaluated with a test mode with 100% transmission duty factor.

© 2018 PCTEST Engineering Laboratory, Inc. All rights reserved. Unless otherwise specified, no part of this report may be reproduced or utilized in any part, form or by any means, electronic or mechanical, including photocopying and microfilm, without permission in writing from PCTEST Engineering Laboratory, Inc. If you have any questions about this international copyright or have an enquiry about obtaining additional rights to this report or assembly of contents thereof, please contact INFO@PCTEST.COM.

11 FCC MULTI-TX AND ANTENNA SAR CONSIDERATIONS

11.1 Introduction

The following procedures adopted from FCC KDB Publication 447498 D01v06 are applicable to devices with built-in unlicensed transmitters such as 802.11 and Bluetooth devices which may simultaneously transmit with the licensed transmitter.

11.2 Simultaneous Transmission Procedures

This device contains transmitters that may operate simultaneously. Therefore simultaneous transmission analysis is required. Per FCC KDB Publication 447498 D01v06 4.3.2 and IEEE 1528-2013 Section 6.3.4.1.2, simultaneous transmission SAR test exclusion may be applied when the sum of the 1g SAR for all the simultaneous transmitting antennas in a specific a physical test configuration is ≤1.6 W/kg. The different test positions in an exposure condition may be considered collectively to determine SAR test exclusion according to the sum of 1g or 10g SAR.

11.3 Head SAR Simultaneous Transmission Analysis

For SAR summation, the highest reported SAR across all housing and wristband types was used as a conservative evaluation for the simultaneous transmission analysis.

Table 11-1
Simultaneous Transmission Scenario with 2.4 GHz WLAN (Head at 1.0 cm)

Exposure Condition	Mode	3G/4G SAR (W/kg)	2.4 GHz WLAN SAR (W/kg)	Σ SAR (W/kg)
		1	2	1+2
Head SAR	UMTS 850	0.003	0.141	0.144
	LTE Band 5 (Cell)	0.003	0.141	0.144
	LTE Band 26 (Cell)	0.004	0.141	0.145
	LTE Band 7	0.359	0.141	**0.500**
	LTE Band 41	0.265	0.141	0.406

Table 11-2
Simultaneous Transmission Scenario with Bluetooth (ePA) (Head at 1.0 cm)

Exposure Condition	Mode	3G/4G SAR (W/kg)	Bluetooth ePA SAR (W/kg)	Σ SAR (W/kg)
		1	2	1+2
Head SAR	UMTS 850	0.003	0.097	0.100
	LTE Band 5 (Cell)	0.003	0.097	0.100
	LTE Band 26 (Cell)	0.004	0.097	0.101
	LTE Band 7	0.359	0.097	**0.456**
	LTE Band 41	0.265	0.097	0.362

© 2018 PCTEST Engineering Laboratory, Inc.

© 2018 PCTEST Engineering Laboratory, Inc. All rights reserved. Unless otherwise specified, no part of this report may be reproduced or utilized in any part, form or by any means, electronic or mechanical, including photocopying and microfilm, without permission in writing from PCTEST Engineering Laboratory, Inc. If you have any questions about this international copyright or have an enquiry about obtaining additional rights to this report or assembly of contents thereof, please contact INFO@PCTEST.COM.

Table 11-3
Simultaneous Transmission Scenario with Bluetooth (iPA) (Head at 1.0 cm)

Exposure Condition	Mode	3G/4G SAR (W/kg)	Bluetooth iPA SAR (W/kg)	Σ SAR (W/kg)
		1	2	1+2
Head SAR	UMTS 850	0.003	0.036	0.039
	LTE Band 5 (Cell)	0.003	0.036	0.039
	LTE Band 26 (Cell)	0.004	0.036	0.040
	LTE Band 7	0.359	0.036	**0.395**
	LTE Band 41	0.265	0.036	0.301

11.4 Extremity Simultaneous Transmission Analysis

Table 11-4
Simultaneous Transmission Scenario with 2.4 GHz WLAN (Extremity at 0.0 cm)

Exposure Condition	Mode	3G/4G SAR (W/kg)	2.4 GHz WLAN SAR (W/kg)	Σ SAR (W/kg)
		1	2	1+2
Extremity SAR	UMTS 850	0.310	0.108	**0.418**
	LTE Band 5 (Cell)	0.219	0.108	0.327
	LTE Band 26 (Cell)	0.218	0.108	0.326
	LTE Band 7	0.169	0.108	0.277
	LTE Band 41	0.050	0.108	0.158

Table 11-5
Simultaneous Transmission Scenario with Bluetooth (ePA) (Extremity at 0.0 cm)

Exposure Condition	Mode	3G/4G SAR (W/kg)	Bluetooth (ePA) SAR (W/kg)	Σ SAR (W/kg)
		1	2	1+2
Extremity SAR	UMTS 850	0.310	0.049	**0.359**
	LTE Band 5 (Cell)	0.219	0.049	0.268
	LTE Band 26 (Cell)	0.218	0.049	0.267
	LTE Band 7	0.169	0.049	0.218
	LTE Band 41	0.050	0.049	0.099

© 2018 PCTEST Engineering Laboratory, Inc. All rights reserved. Unless otherwise specified, no part of this report may be reproduced or utilized in any part, form or by any means, electronic or mechanical, including photocopying and microfilm, without permission in writing from PCTEST Engineering Laboratory, Inc. If you have any questions about this international copyright or have an enquiry about obtaining additional rights to this report or assembly of contents thereof, please contact INFO@PCTEST.COM.

Table 11-6
Simultaneous Transmission Scenario with Bluetooth (iPA) (Extremity at 0.0 cm)

Exposure Condition	Mode	3G/4G SAR (W/kg)	Bluetooth (iPA) SAR (W/kg)	Σ SAR (W/kg)
		1	2	1+2
Extremity SAR	UMTS 850	0.310	0.023	**0.333**
	LTE Band 5 (Cell)	0.219	0.023	0.242
	LTE Band 26 (Cell)	0.218	0.023	0.241
	LTE Band 7	0.169	0.023	0.192
	LTE Band 41	0.050	0.023	0.073

11.5 Simultaneous Transmission Conclusion

The above numerical summed SAR results for all the worst-case simultaneous transmission conditions were below the SAR limit. Therefore, the above analysis is sufficient to determine that simultaneous transmission cases will not exceed the SAR limit and therefore no measured volumetric simultaneous SAR summation is required per FCC KDB Publication 447498 D01v06 and IEEE 1528-2013 Section 6.3.4.1.2.

© 2018 PCTEST Engineering Laboratory, Inc. All rights reserved. Unless otherwise specified, no part of this report may be reproduced or utilized in any part, form or by any means, electronic or mechanical, including photocopying and microfilm, without permission in writing from PCTEST Engineering Laboratory, Inc. If you have any questions about this international copyright or have an enquiry about obtaining additional rights to this report or assembly of contents thereof, please contact INFO@PCTEST.COM.

12 SAR MEASUREMENT VARIABILITY

12.1 Measurement Variability

Per FCC KDB Publication 865664 D01v01, SAR measurement variability was not assessed for each frequency band since all measured SAR values are < 0.80 W/kg for 1g SAR and < 2.0 W/kg for 10g SAR.

12.2 Measurement Uncertainty

The measured SAR was <1.5 W/kg for 1g and <3.75 W/kg for 10g for all frequency bands. Therefore, per KDB Publication 865664 D01v01r04, the extended measurement uncertainty analysis per IEEE 1528-2013 was not required.

© 2018 PCTEST Engineering Laboratory, Inc. All rights reserved. Unless otherwise specified, no part of this report may be reproduced or utilized in any part, form or by any means, electronic or mechanical, including photocopying and microfilm, without permission in writing from PCTEST Engineering Laboratory, Inc. If you have any questions about this international copyright or have an enquiry about obtaining additional rights to this report or assembly of contents thereof, please contact INFO@PCTEST.COM.

13 EQUIPMENT LIST

Manufacturer	Model	Description	Cal Date	Cal Interval	Cal Due	Serial Number
Agilent	8753ES	S-Parameter Network Analyzer	9/14/2017	Annual	9/14/2018	US39170118
Agilent	8753ES	Network Analyzer	2/21/2018	Annual	2/21/2019	MY40001472
Agilent	E4438C	ESG Vector Signal Generator	6/22/2018	Annual	6/22/2019	MY53401181
Agilent	E5515C	Wireless Communications Test Set	2/28/2018	Biennial	2/28/2020	GB41450275
Agilent	N5182A	MXG Vector Signal Generator	6/15/2018	Annual	6/15/2019	MY47420837
Agilent	N5182A-506	MXG Vector Signal	6/19/2018	Annual	6/19/2019	MY48180366
Amplifier Research	150A100C	Amplifier	CBT	N/A	CBT	350132
Anritsu	MA24106A	USB Power Sensor	6/5/2018	Annual	6/5/2019	1248508
Anritsu	MA24106A	USB Power Sensor	1/19/2018	Annual	1/19/2019	1520503
Anritsu	MA2411B	Pulse Power Sensor	11/15/2017	Annual	11/15/2018	1339007
Anritsu	ML2496A	Power Meter	10/9/2017	Annual	10/9/2018	1138001
Anritsu	ML2495A	Power Meter	10/22/2017	Annual	10/22/2018	941001
Control Company	4040	Temperature / Humidity Monitor	2/28/2018	Biennial	2/28/2020	150761911
Control Company	4352	Ultra Long Stem Thermometer	5/2/2017	Biennial	5/2/2019	170330160
Keysight	772D	Dual Directional Coupler	CBT	N/A	CBT	MY52180215
Keysight Technologies	85033E	Standard Mechanical Calibration Kit (DC to 9GHz, 3.5mm)	6/4/2018	Annual	6/4/2019	MY53401181
MCL	BW-N6W5+	6dB Attenuator	CBT	N/A	CBT	1139
Mini-Circuits	NLP-2950+	Low Pass Filter DC to 2700 MHz	CBT	N/A	CBT	N/A
Mitutoyo	CD-6"CSX	Digital Caliper	CBT	N/A	CBT	11670711
Narda	4772-3	Attenuator (3dB)	CBT	N/A	CBT	9406
Pasternack	PE2208-6	Bidirectional Coupler	CBT	N/A	CBT	N/A
Pasternack	PE5011-1	Torque Wrench	7/19/2017	Biennial	7/19/2019	N/A
Rohde & Schwarz	CMW500	Radio Communication Tester	7/5/2018	Annual	7/5/2019	106578
Rohde& Schwarz	CMW500	Wideband Radio Communication Tester	7/5/2018	Annual	7/5/2019	145663
SPEAG	DAKS-3.5	Portable DAK	9/5/2017	Annual	9/5/2018	1045
SPEAG	ES3DV3	SAR Probe	9/18/2017	Annual	9/18/2018	3287
SPEAG	ES3DV3	SAR Probe	2/13/2018	Annual	2/13/2019	3329
SPEAG	ES3DV3	SAR Probe	3/13/2018	Annual	3/13/2019	3131
SPEAG	EX3DV4	SAR Probe	1/26/2018	Annual	1/26/2019	7490
SPEAG	ES3DV3	SAR Probe	5/18/2018	Annual	5/18/2019	3119
SPEAG	ES3DV3	SAR Probe	4/12/2018	Annual	4/12/2019	3275
SPEAG	ES3DV3	SAR Probe	1/12/2018	Annual	1/12/2019	3288
SPEAG	D835V2	835 MHz SAR Dipole	5/18/2018	Annual	5/18/2019	4d180
SPEAG	D2450V2	2450 MHz SAR Dipole	9/11/2017	Annual	9/11/2018	921
SPEAG	D2450V2	2450 MHz SAR Dipole	5/16/2018	Annual	5/16/2019	945
SPEAG	D2450V2	2450 MHz SAR Dipole	6/7/2017	Biennial	6/7/2019	750
SPEAG	D2600V2	2600 MHz SAR Dipole	9/11/2017	Annual	9/11/2018	1069
SPEAG	D850V2	850 MHz SAR Dipole	8/16/2017	Annual	8/16/2018	1009
SPEAG	D2600V2	2600 MHz SAR Dipole	6/19/2018	Annual	6/19/2019	1009
SPEAG	DAE4	Data Acquisition Electronics	1/26/2018	Annual	1/26/2019	1533
SPEAG	DAE4	Dasy Data Acquisition Electronics	2/8/2018	Annual	2/8/2019	1403
SPEAG	DAE4	Dasy Data Acquisition Electronics	3/7/2018	Annual	3/7/2019	604
SPEAG	DAE4	Data Acquisition Electronics	1/26/2018	Annual	1/26/2019	1532
SPEAG	DAE4	Dasy Data Acquisition Electronics	5/17/2018	Annual	5/17/2019	728
SPEAG	DAE4	Dasy Data Acquisition Electronics	4/12/2018	Annual	4/12/2019	501
SPEAG	DAE4	Dasy Data Acquisition Electronics	1/18/2018	Annual	1/18/2019	793

Note: CBT (Calibrated Before Testing). Prior to testing, the measurement paths containing a cable, amplifier, attenuator, coupler or filter were connected to a calibrated source (i.e. a signal generator) to determine the losses of the measurement path. The power meter offset was then adjusted to compensate for the measurement system losses. This level offset is stored within the power meter before measurements are made. This calibration verification procedure applies to the system verification and output power measurements. The calibrated reading is then taken directly from the power meter after compensation of the losses for all final power measurements.

© 2018 PCTEST Engineering Laboratory, Inc. All rights reserved. Unless otherwise specified, no part of this report may be reproduced or utilized in any part, form or by any means, electronic or mechanical, including photocopying and microfilm, without permission in writing from PCTEST Engineering Laboratory, Inc. If you have any questions about this international copyright or have an enquiry about obtaining additional rights to this report or assembly of contents thereof, please contact INFO@PCTEST.COM.

14 MEASUREMENT UNCERTAINTIES

a	c	d	e= f(d,k)	f	g	h = c x f/e	i = c x g/e	k
Uncertainty Component	**Tol. (± %)**	**Prob. Dist.**	**Div.**	**c_i 1gm**	**c_i 10 gms**	**1gm u_i (± %)**	**10gms u_i (± %)**	**v_i**
Measurement System								
Probe Calibration	6.55	N	1	1.0	1.0	6.6	6.6	∞
Axial Isotropy	0.25	N	1	0.7	0.7	0.2	0.2	∞
Hemishperical Isotropy	1.3	N	1	0.7	0.7	0.9	0.9	∞
Boundary Effect	2.0	R	1.73	1.0	1.0	1.2	1.2	∞
Linearity	0.3	N	1	1.0	1.0	0.3	0.3	∞
System Detection Limits	0.25	R	1.73	1.0	1.0	0.1	0.1	∞
Readout Electronics	0.3	N	1	1.0	1.0	0.3	0.3	∞
Response Time	0.8	R	1.73	1.0	1.0	0.5	0.5	∞
Integration Time	2.6	R	1.73	1.0	1.0	1.5	1.5	∞
RF Ambient Conditions - Noise	3.0	R	1.73	1.0	1.0	1.7	1.7	∞
RF Ambient Conditions - Reflections	3.0	R	1.73	1.0	1.0	1.7	1.7	∞
Probe Positioner Mechanical Tolerance	0.4	R	1.73	1.0	1.0	0.2	0.2	∞
Probe Positioning w/ respect to Phantom	6.7	R	1.73	1.0	1.0	3.9	3.9	∞
Extrapolation, Interpolation & Integration algorithms for Max. SAR Evaluation	4.0	R	1.73	1.0	1.0	2.3	2.3	∞
Test Sample Related								
Test Sample Positioning	2.7	N	1	1.0	1.0	2.7	2.7	35
Device Holder Uncertainty	1.67	N	1	1.0	1.0	1.7	1.7	5
Output Power Variation - SAR drift measurement	5.0	R	1.73	1.0	1.0	2.9	2.9	∞
SAR Scaling	0.0	R	1.73	1.0	1.0	0.0	0.0	∞
Phantom & Tissue Parameters								
Phantom Uncertainty (Shape & Thickness tolerances)	7.6	R	1.73	1.0	1.0	4.4	4.4	∞
Liquid Conductivity - measurement uncertainty	4.2	N	1	0.78	0.71	3.3	3.0	10
Liquid Permittivity - measurement uncertainty	4.1	N	1	0.23	0.26	1.0	1.1	10
Liquid Conductivity - Temperature Uncertainty	3.4	R	1.73	0.78	0.71	1.5	1.4	∞
Liquid Permittivity - Temperature Unceritainty	0.6	R	1.73	0.23	0.26	0.1	0.1	∞
Liquid Conductivity - deviation from target values	5.0	R	1.73	0.64	0.43	1.8	1.2	∞
Liquid Permittivity - deviation from target values	5.0	R	1.73	0.60	0.49	1.7	1.4	∞
Combined Standard Uncertainty (k=1)		RSS				11.5	11.3	60
Expanded Uncertainty (95% CONFIDENCE LEVEL)		k=2				23.0	22.6	

© 2018 PCTEST Engineering Laboratory, Inc.

REV 20.11 M
06/19/2018

© 2018 PCTEST Engineering Laboratory, Inc. All rights reserved. Unless otherwise specified, no part of this report may be reproduced or utilized in any part, form or by any means, electronic or mechanical, including photocopying and microfilm, without permission in writing from PCTEST Engineering Laboratory, Inc. If you have any questions about this international copyright or have an enquiry about obtaining additional rights to this report or assembly of contents thereof, please contact INFO@PCTEST.COM.

15 CONCLUSION

15.1 Measurement Conclusion

The SAR evaluation indicates that the EUT complies with the RF radiation exposure limits of the FCC and Innovation, Science, and Economic Development Canada, with respect to all parameters subject to this test. These measurements were taken to simulate the RF effects of RF exposure under worst-case conditions. Precise laboratory measures were taken to assure repeatability of the tests. The results and statements relate only to the item(s) tested.

Please note that the absorption and distribution of electromagnetic energy in the body are very complex phenomena that depend on the mass, shape, and size of the body, the orientation of the body with respect to the field vectors, and the electrical properties of both the body and the environment. Other variables that may play a substantial role in possible biological effects are those that characterize the environment (e.g. ambient temperature, air velocity, relative humidity, and body insulation) and those that characterize the individual (e.g. age, gender, activity level, debilitation, or disease). Because various factors may interact with one another to vary the specific biological outcome of an exposure to electromagnetic fields, any protection guide should consider maximal amplification of biological effects as a result of field-body interactions, environmental conditions, and physiological variables. [3]

© 2018 PCTEST Engineering Laboratory, Inc. All rights reserved. Unless otherwise specified, no part of this report may be reproduced or utilized in any part, form or by any means, electronic or mechanical, including photocopying and microfilm, without permission in writing from PCTEST Engineering Laboratory, Inc. If you have any questions about this international copyright or have an enquiry about obtaining additional rights to this report or assembly of contents thereof, please contact INFO@PCTEST.COM.

16 REFERENCES

[1] Federal Communications Commission, ET Docket 93-62, Guidelines for Evaluating the Environmental Effects of Radiofrequency Radiation, Aug. 1996.

[2] ANSI/IEEE C95.1-2005, American National Standard safety levels with respect to human exposure to radio frequency electromagnetic fields, 3kHz to 300GHz, New York: IEEE, 2006.

[3] ANSI/IEEE C95.1-1992, American National Standard safety levels with respect to human exposure to radio frequency electromagnetic fields, 3kHz to 300GHz, New York: IEEE, Sept. 1992.

[4] ANSI/IEEE C95.3-2002, IEEE Recommended Practice for the Measurement of Potentially Hazardous Electromagnetic Fields - RF and Microwave, New York: IEEE, December 2002.

[5] IEEE Standards Coordinating Committee 39 –Standards Coordinating Committee 34 – IEEE Std. 1528-2013, IEEE Recommended Practice for Determining the Peak Spatial-Average Specific Absorption Rate (SAR) in the Human Head from Wireless Communications Devices: Measurement Techniques.

[6] NCRP, National Council on Radiation Protection and Measurements, Biological Effects and Exposure Criteria for RadioFrequency Electromagnetic Fields, NCRP Report No. 86, 1986. Reprinted Feb. 1995.

[7] T. Schmid, O. Egger, N. Kuster, Automated E-field scanning system for dosimetric assessments, IEEE Transaction on Microwave Theory and Techniques, vol. 44, Jan. 1996, pp. 105-113.

[8] K. Pokovic, T. Schmid, N. Kuster, Robust setup for precise calibration of E-field probes in tissue simulating liquids at mobile communications frequencies, ICECOM97, Oct. 1997, pp. 1 -124.

[9] K. Pokovic, T. Schmid, and N. Kuster, E-field Probe with improved isotropy in brain simulating liquids, Proceedings of the ELMAR, Zadar, Croatia, June 23-25, 1996, pp. 172-175.

[10] Schmid & Partner Engineering AG, Application Note: Data Storage and Evaluation, June 1998, p2.

[11] V. Hombach, K. Meier, M. Burkhardt, E. Kuhn, N. Kuster, The Dependence of EM Energy Absorption upon Human Modeling at 900 MHz, IEEE Transaction on Microwave Theory and Techniques, vol. 44 no. 10, Oct. 1996, pp. 1865-1873.

[12] N. Kuster and Q. Balzano, Energy absorption mechanism by biological bodies in the near field of dipole antennas above 300MHz, IEEE Transaction on Vehicular Technology, vol. 41, no. 1, Feb. 1992, pp. 17-23.

[13] G. Hartsgrove, A. Kraszewski, A. Surowiec, Simulated Biological Materials for Electromagnetic Radiation Absorption Studies, University of Ottawa, Bioelectromagnetics, Canada: 1987, pp. 29-36.

[14] Q. Balzano, O. Garay, T. Manning Jr., Electromagnetic Energy Exposure of Simulated Users of Portable Cellular Telephones, IEEE Transactions on Vehicular Technology, vol. 44, no.3, Aug. 1995.

[15] W. Gander, Computermathematick, Birkhaeuser, Basel, 1992.

[16] W.H. Press, S.A. Teukolsky, W.T. Vetterling, and B.P. Flannery, Numerical Recipes in C, The Art of Scientific Computing, Second edition, Cambridge University Press, 1992.

[17] N. Kuster, R. Kastle, T. Schmid, Dosimetric evaluation of mobile communications equipment with known precision, IEEE Transaction on Communications, vol. E80-B, no. 5, May 1997, pp. 645-652.

© 2018 PCTEST Engineering Laboratory, Inc. All rights reserved. Unless otherwise specified, no part of this report may be reproduced or utilized in any part, form or by any means, electronic or mechanical, including photocopying and microfilm, without permission in writing from PCTEST Engineering Laboratory, Inc. If you have any questions about this international copyright or have an enquiry about obtaining additional rights to this report or assembly of contents thereof, please contact INFO@PCTEST.COM.

[18] CENELEC CLC/SC111B, European Prestandard (prENV 50166-2), Human Exposure to Electromagnetic Fields High-frequency: 10kHz-300GHz, Jan. 1995.

[19] Prof. Dr. Niels Kuster, ETH, Eidgenössische Technische Hoschschule Zürich, Dosimetric Evaluation of the Cellular Phone.

[20] IEC 62209-1, Measurement procedure for the assessment of specific absorption rate of human exposure to radio frequency fields from hand-held and body-mounted wireless communication devices - Part 1: Devices used next to the ear (Frequency range of 300 MHz to 6 GHz), July 2016.

[21] Innovation, Science, Economic Development Canada RSS-102 Radio Frequency Exposure Compliance of Radiocommunication Apparatus (All Frequency Bands) Issue 5, March 2015.

[22] Health Canada Safety Code 6 Limits of Human Exposure to Radio Frequency Electromagnetic Fields in the Frequency Range from 3 kHz – 300 GHz, 2015

[23] FCC SAR Test Procedures for 2G-3G Devices, Mobile Hotspot and UMPC Devices KDB Publications 941225, D01-D07

[24] SAR Measurement Guidance for IEEE 802.11 Transmitters, KDB Publication 248227 D01

[25] FCC SAR Considerations for Handsets with Multiple Transmitters and Antennas, KDB Publications 648474 D03-D04

[26] FCC SAR Evaluation Considerations for Laptop, Notebook, Netbook and Tablet Computers, FCC KDB Publication 616217 D04

[27] FCC SAR Measurement and Reporting Requirements for 100MHz – 6 GHz, KDB Publications 865664 D01-D02

[28] FCC General RF Exposure Guidance and SAR Procedures for Dongles, KDB Publication 447498, D01-D02

[29] Anexo à Resolução No. 533, de 10 de Septembro de 2009.

[30] IEC 62209-2, Human exposure to radio frequency fields from hand-held and body-mounted wireless communication devices - Human models, instrumentation, and procedures - Part 2: Procedure to determine the specific absorption rate (SAR) for wireless communication devices used in close proximity to the human body (frequency range of 30 MHz to 6 GHz), Mar. 2010.

© 2018 PCTEST Engineering Laboratory, Inc. All rights reserved. Unless otherwise specified, no part of this report may be reproduced or utilized in any part, form or by any means, electronic or mechanical, including photocopying and microfilm, without permission in writing from PCTEST Engineering Laboratory, Inc. If you have any questions about this international copyright or have an enquiry about obtaining additional rights to this report or assembly of contents thereof, please contact INFO@PCTEST.COM.

APPENDIX A: SAR TEST DATA

© 2018 PCTEST Engineering Laboratory, Inc.

PCTEST ENGINEERING LABORATORY, INC.

DUT: BCG-A2008; Type: Watch; Serial: C89WT02DK47L

Communication System: UID 0, UMTS; Frequency: 836.6 MHz; Duty Cycle: 1:1
Medium: 835 Head Medium parameters used (interpolated):
f = 836.6 MHz; σ = 0.884 S/m; ε_r = 41.2; ρ = 1000 kg/m^3
Phantom section: Flat Section; Space: 1.0 cm

Test Date: 07-09-2018; Ambient Temp: 21.0°C; Tissue Temp: 19.8°C

Probe: ES3DV3 - SN3287; ConvF(6.7, 6.7, 6.7); Calibrated: 9/18/2017;
Sensor-Surface: 3mm (Mechanical Surface Detection)
Electronics: DAE4 Sn1533; Calibrated: 1/26/2018
Phantom: Twin-SAM V8.0; Type: QD 000 P41 AA; Serial: 1935
Measurement SW: DASY52, Version 52.10;SEMCAD X Version 14.6.10 (7417)

Mode: UMTS 850, Head SAR, Front side,
Mid.ch, Aluminum, Metal Loop Wrist Band

Area Scan (6x6x1): Measurement grid: dx=15mm, dy=15mm
Zoom Scan (5x6x7)/Cube 0: Measurement grid: dx=8mm, dy=8mm, dz=5mm
Reference Value = 1.732 V/m; Power Drift = 0.11 dB
Peak SAR (extrapolated) = 0.00362 W/kg
SAR(1 g) = 0.002 W/kg

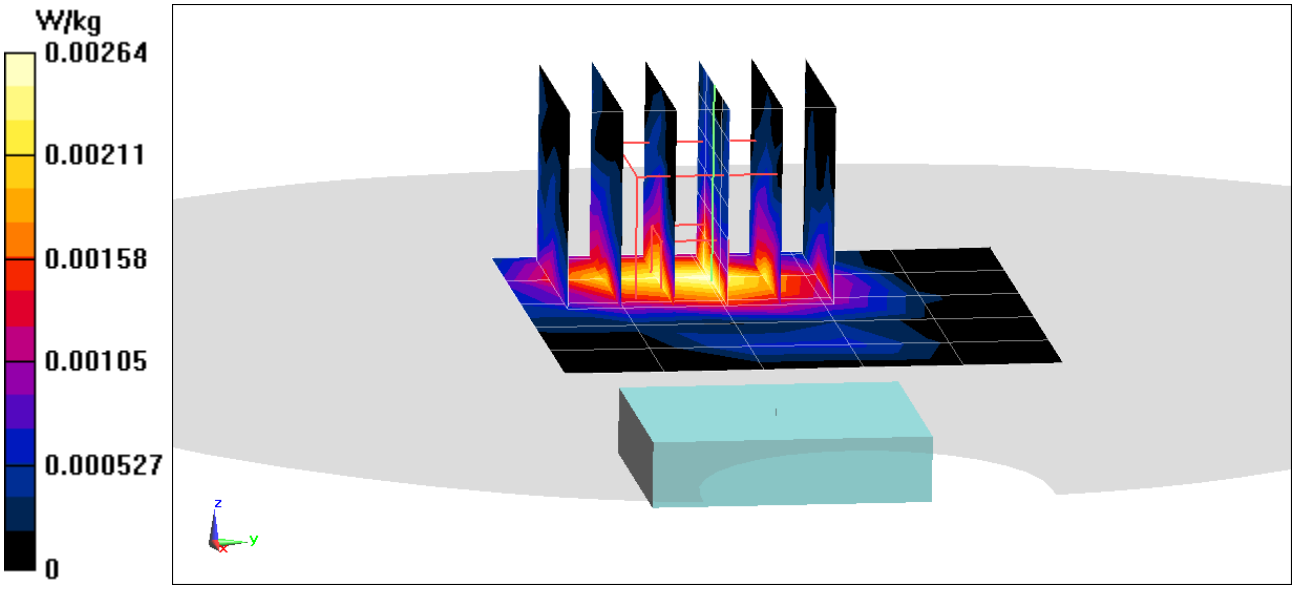

PCTEST ENGINEERING LABORATORY, INC.

DUT: BCG-A2008; Type: Watch; Serial: C89WR005K47P

Communication System: UID 0, LTE Band 5; Frequency: 836.5 MHz; Duty Cycle: 1:1
Medium: 835 Head Medium parameters used (interpolated):
f = 836.5 MHz; σ = 0.9 S/m; ε_r = 40.633; ρ = 1000 kg/m^3
Phantom section: Flat Section; Space: 1.0 cm

Test Date: 7-10-2018; Ambient Temp: 22.2°C; Tissue Temp: 21.6°C

Probe: ES3DV3 - SN3329; ConvF(6.41, 6.41, 6.41); Calibrated: 2/13/2018;
Sensor-Surface: 3mm (Mechanical Surface Detection)
Electronics: DAE4 Sn1403; Calibrated: 2/8/2018
Phantom: SAM Sub; Type: SAM 4.0; Serial: TP-1403
Measurement SW: DASY52, Version 52.10;SEMCAD X Version 14.6.10 (7417)

Mode: LTE Band 5 (Cell.), Head SAR, Front side, Mid.ch, 10 MHz Bandwidth, QPSK, 1 RB, 49 RB Offset, Stainless Steel, Metal Links Wrist Band

Area Scan (6x6x1): Measurement grid: dx=15mm, dy=15mm
Zoom Scan (5x5x7)/Cube 0: Measurement grid: dx=8mm, dy=8mm, dz=5mm
Reference Value = 1.760 V/m; Power Drift = 0.14 dB
Peak SAR (extrapolated) = 0.00475 W/kg
SAR(1 g) = 0.002 W/kg

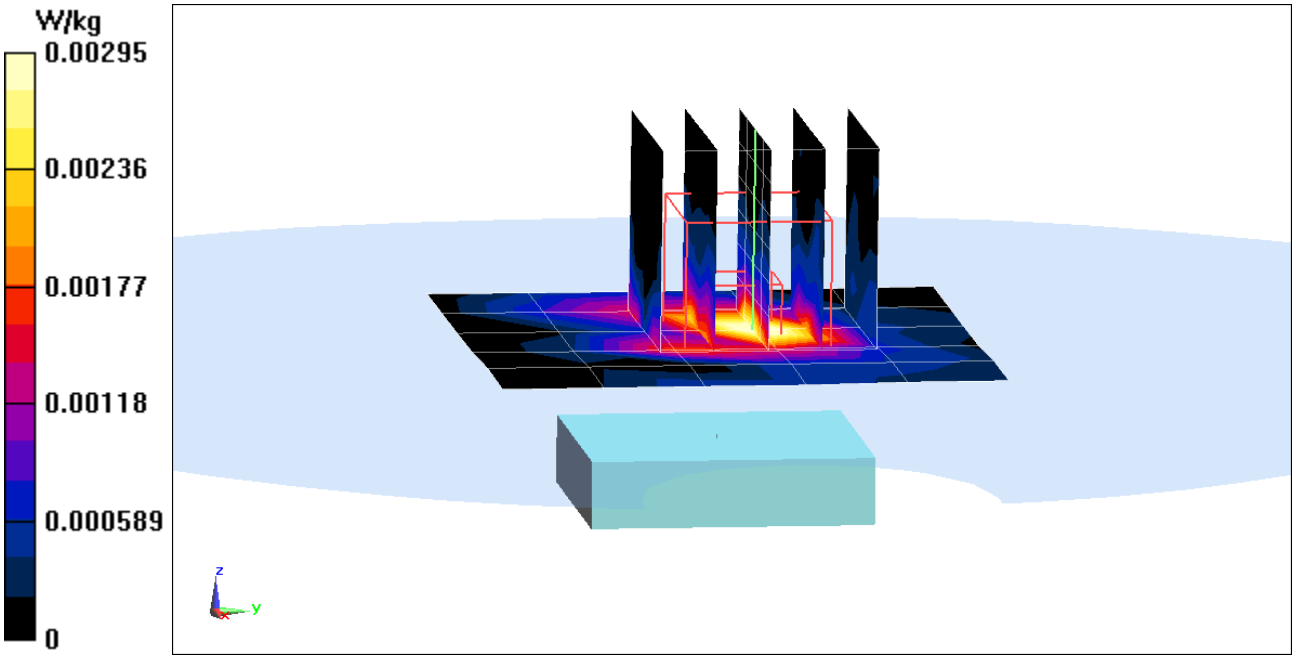

PCTEST ENGINEERING LABORATORY, INC.

DUT: BCG-A2008; Type: Watch; Serial: C89WT02BK47L

Communication System: UID 0, LTE Band 26; Frequency: 844 MHz; Duty Cycle: 1:1
Medium: 835 Head Medium parameters used (interpolated):
f = 844 MHz; σ = 0.891 S/m; ε_r = 41.097; ρ = 1000 kg/m^3
Phantom section: Flat Section; Space: 1.0 cm

Test Date: 07-09-2018; Ambient Temp: 21.0°C; Tissue Temp: 19.8°C

Probe: ES3DV3 - SN3287; ConvF(6.7, 6.7, 6.7); Calibrated: 9/18/2017;
Sensor-Surface: 3mm (Mechanical Surface Detection)
Electronics: DAE4 Sn1533; Calibrated: 1/26/2018
Phantom: Twin-SAM V8.0; Type: QD 000 P41 AA; Serial: 1935
Measurement SW: DASY52, Version 52.10;SEMCAD X Version 14.6.10 (7417)

Mode: LTE Band 26 (Cell.), Head SAR, Front side, High.ch, 10 MHz Bandwidth, QPSK, 1 RB, 49 RB Offset, Aluminum, Metal Loop Wrist Band

Area Scan (6x6x1): Measurement grid: dx=15mm, dy=15mm
Zoom Scan (5x5x7)/Cube 0: Measurement grid: dx=8mm, dy=8mm, dz=5mm
Reference Value = 2.003 V/m; Power Drift = -0.04 dB
Peak SAR (extrapolated) = 0.00487 W/kg
SAR(1 g) = 0.003 W/kg

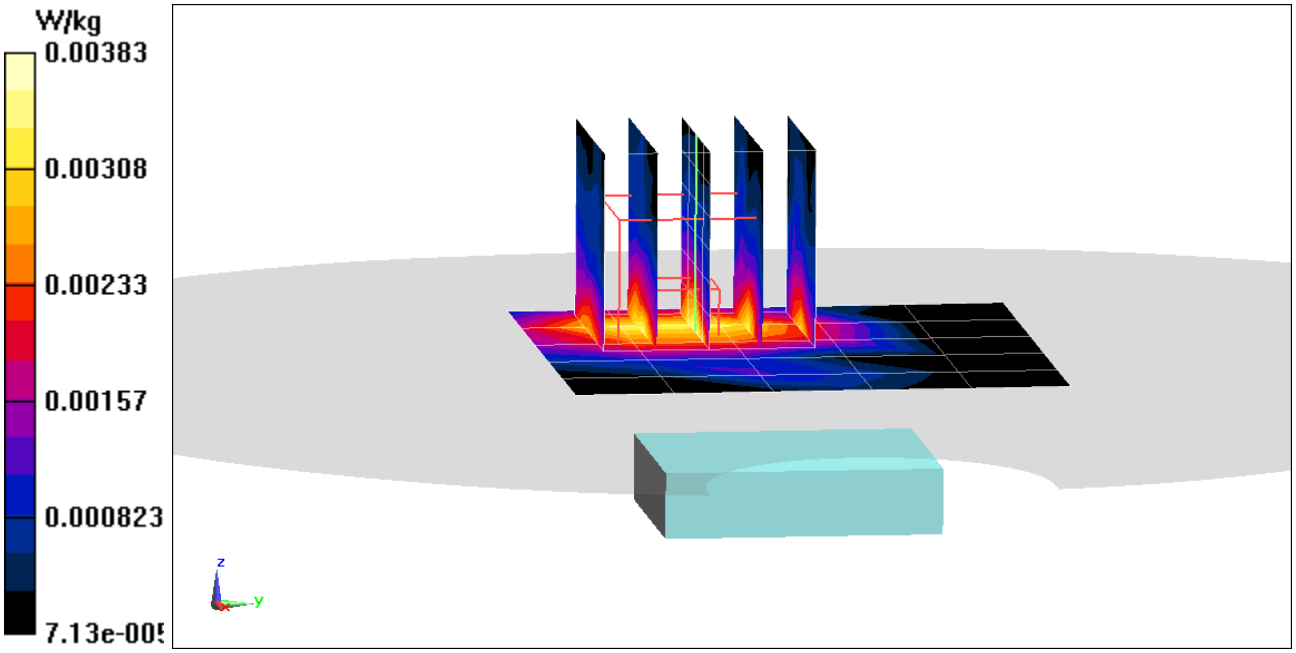

PCTEST ENGINEERING LABORATORY, INC.

DUT: BCG-A2008; Type: Watch; Serial: D92WV01MK47P

Communication System: UID 0, LTE Band 7; Frequency: 2510 MHz; Duty Cycle: 1:1
Medium: 2450 Head Medium parameters used (interpolated):
f = 2510 MHz; σ = 1.939 S/m; ε_r = 38.141; ρ = 1000 kg/m^3
Phantom section: Flat Section; Space: 1.0 cm

Test Date: 07-30-2018; Ambient Temp: 22.8°C; Tissue Temp: 20.8°C

Probe: ES3DV3 - SN3119; ConvF(4.58, 4.58, 4.58); Calibrated: 5/18/2018;
Sensor-Surface: 3mm (Mechanical Surface Detection)
Electronics: DAE4 Sn728; Calibrated: 5/17/2018
Phantom: Twin-SAM V4.0; Type: QD 000 P40 CC; Serial: 1179
Measurement SW: DASY52, Version 52.10;SEMCAD X Version 14.6.10 (7417)

Mode: LTE Band 7, Head SAR, Front side, Low.ch, 20 MHz Bandwidth, QPSK, 1 RB, 0 RB Offset, Stainless Steel, Metal Links Wrist Band

Area Scan (7x7x1): Measurement grid: dx=12mm, dy=12mm
Zoom Scan (9x9x7)/Cube 0: Measurement grid: dx=5mm, dy=5mm, dz=5mm
Reference Value = 11.93 V/m; Power Drift = -0.09 dB
Peak SAR (extrapolated) = 0.859 W/kg
SAR(1 g) = 0.270 W/kg

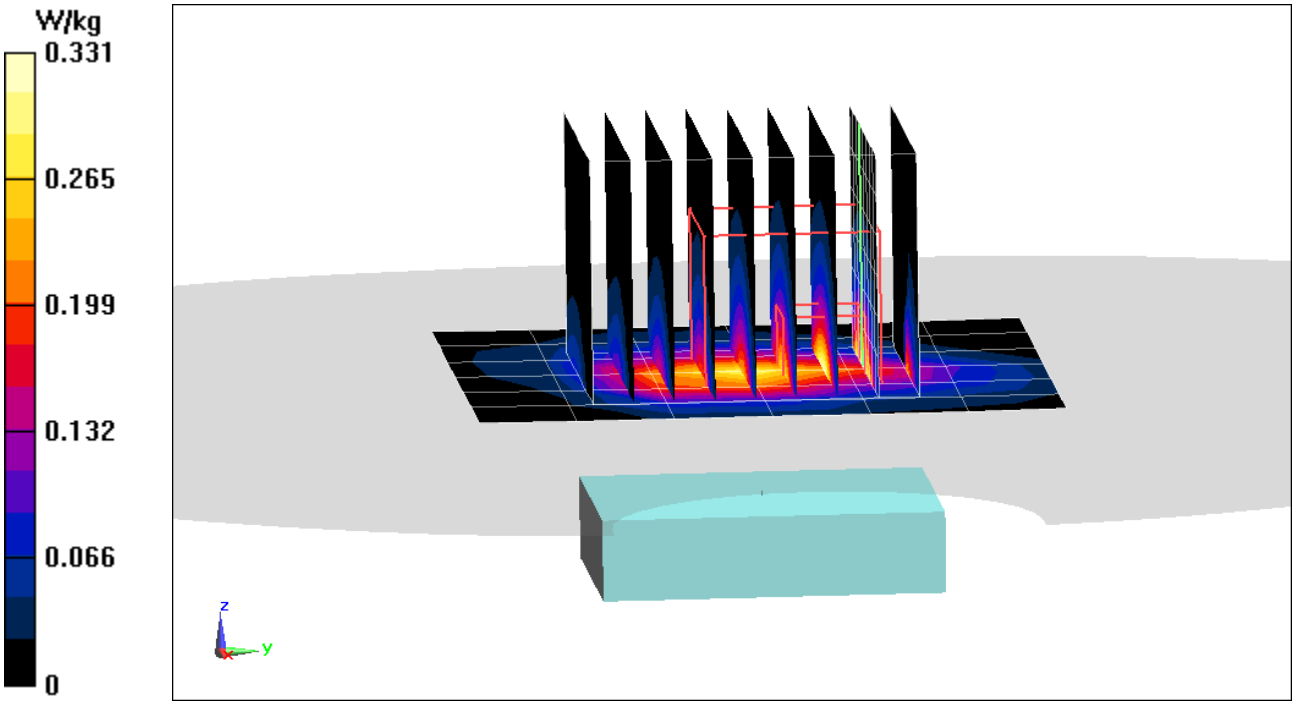

PCTEST ENGINEERING LABORATORY, INC.

DUT: BCG-A2008; Type: Watch; Serial: D92WV01NK47P

Communication System: UID 0, LTE Band 41; Frequency: 2680 MHz; Duty Cycle: 1:1.58
Medium: 2600 Head Medium parameters used (interpolated):
f = 2680 MHz; σ = 2.105 S/m; ε_r = 37.156; ρ = 1000 kg/m^3
Phantom section: Flat Section; Space: 1.0 cm

Test Date: 07-19-2018; Ambient Temp: 24.0°C; Tissue Temp: 21.2°C

Probe: ES3DV3 - SN3119; ConvF(4.47, 4.47, 4.47); Calibrated: 5/18/2018;
Sensor-Surface: 3mm (Mechanical Surface Detection)
Electronics: DAE4 Sn728; Calibrated: 5/17/2018
Phantom: Twin-SAM V4.0; Type: QD 000 P40 CC; Serial: 1179
Measurement SW: DASY52, Version 52.10;SEMCAD X Version 14.6.10 (7417)

Mode: LTE Band 41, Head SAR, Front side, High.ch, 20 MHz Bandwidth, QPSK, 1 RB, 99 RB Offset, Stainless Steel, Sport Wrist Band

Area Scan (7x7x1): Measurement grid: dx=12mm, dy=12mm
Zoom Scan (8x7x7)/Cube 0: Measurement grid: dx=5mm, dy=5mm, dz=5mm
Reference Value = 10.10 V/m; Power Drift = -0.06 dB
Peak SAR (extrapolated) = 0.363 W/kg
SAR(1 g) = 0.191 W/kg

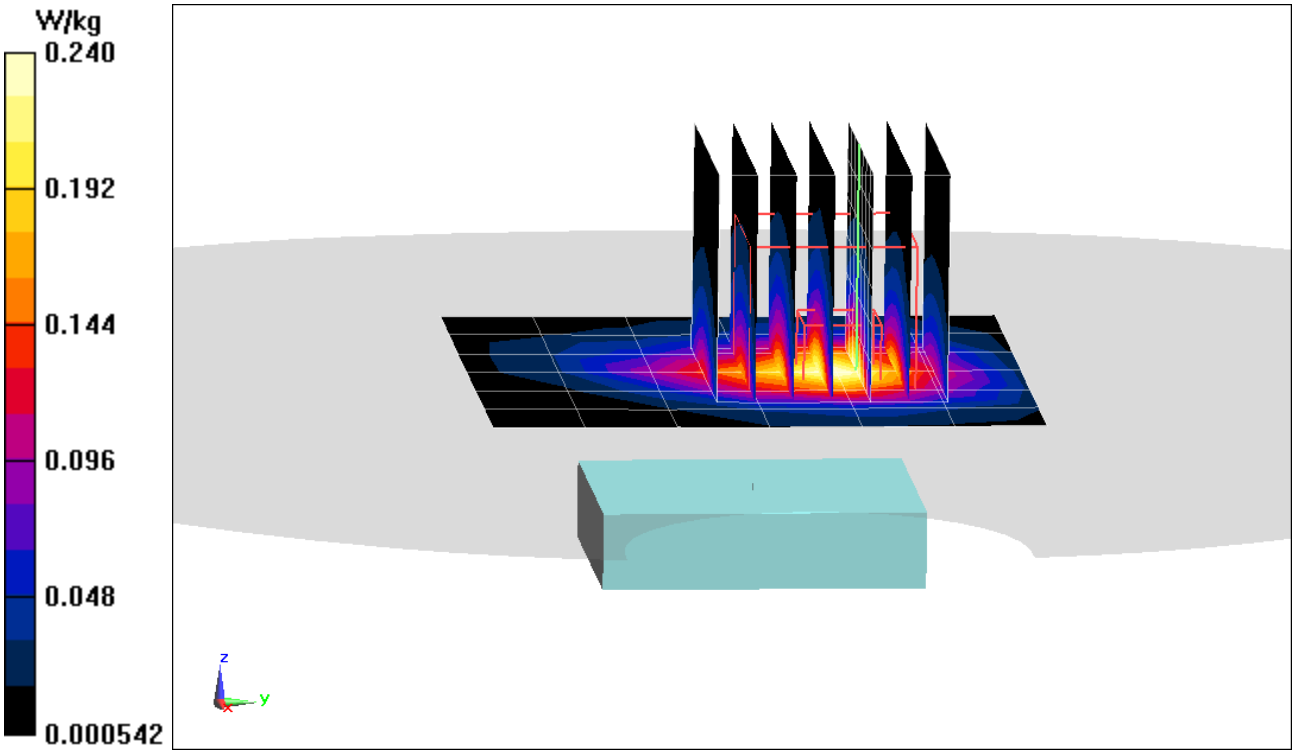

PCTEST ENGINEERING LABORATORY, INC.

DUT: BCG-A2008; Type: Watch; Serial: C89WR007K47P

Communication System: UID 0, IEEE 802.11b; Frequency: 2437 MHz; Duty Cycle: 1:1
Medium: 2450 Head Medium parameters used (interpolated):
f = 2437 MHz; σ = 1.875 S/m; ε_r = 38.415; ρ = 1000 kg/m^3
Phantom section: Flat Section; Space: 1.0 cm

Test Date: 07-05-2018; Ambient Temp: 22.9°C; Tissue Temp: 20.8°C

Probe: ES3DV3 - SN3131; ConvF(4.75, 4.75, 4.75); Calibrated: 3/13/2018;
Sensor-Surface: 3mm (Mechanical Surface Detection)
Electronics: DAE4 Sn604; Calibrated: 3/7/2018
Phantom: SAM Main; Type: SAM 4.0; Serial: TP-1406
Measurement SW: DASY52, Version 52.10;SEMCAD X Version 14.6.10 (7417)

Mode: IEEE 802.11b, 22 MHz Bandwidth, Head SAR,
Ch 6, 1 Mbps, Front Side, Stainless Steel, Sport Wrist Band

Area Scan (7x7x1): Measurement grid: dx=12mm, dy=12mm
Zoom Scan (7x8x7)/Cube 0: Measurement grid: dx=5mm, dy=5mm, dz=5mm
Reference Value = 1.201 V/m; Power Drift = 0.19 dB
Peak SAR (extrapolated) = 0.264 W/kg
SAR(1 g) = 0.141 W/kg

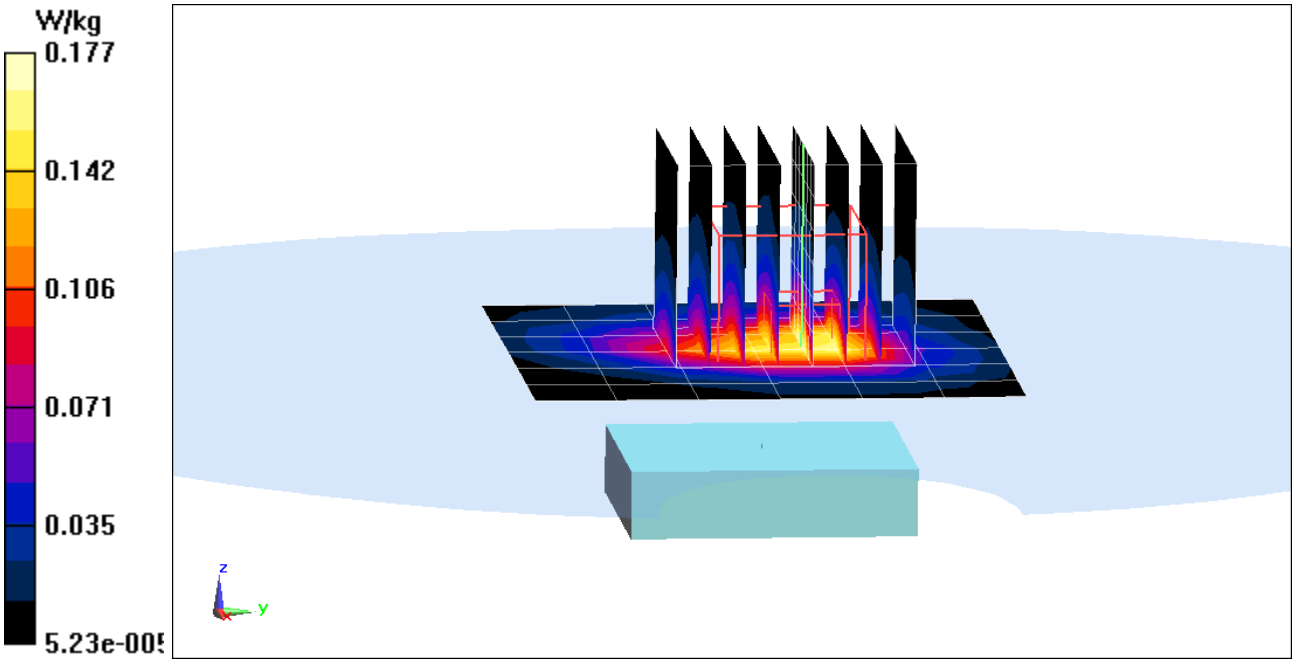

PCTEST ENGINEERING LABORATORY, INC.

DUT: BCG-A2008; Type: Watch; Serial: C89WT01EK47L

Communication System: UID 0, Bluetooth; Frequency: 2441 MHz; Duty Cycle: 1:1
Medium: 2450 Head Medium parameters used (interpolated):
f = 2441 MHz; σ = 1.861 S/m; ε_r = 38.618; ρ = 1000 kg/m^3
Phantom section: Flat Section; Space: 1.0 cm

Test Date: 07-10-2018; Ambient Temp: 21.9°C; Tissue Temp: 21.0°C

Probe: EX3DV4 - SN7490; ConvF(7.89, 7.89, 7.89); Calibrated: 1/26/2018;
Sensor-Surface: 1.4mm (Mechanical Surface Detection)
Electronics: DAE4 Sn1532; Calibrated: 1/26/2018
Phantom: Twin-SAM V8.0; Type: QD 000 P41 Ax; Serial: 1936
Measurement SW: DASY52, Version 52.10;SEMCAD X Version 14.6.10 (7417)

Mode: Bluetooth ePA, Head SAR, Ch 39, 1 Mbps, Front Side, Aluminum, Sport Wrist Band

Area Scan (7x7x1): Measurement grid: dx=12mm, dy=12mm
Zoom Scan (7x7x7)/Cube 0: Measurement grid: dx=5mm, dy=5mm, dz=5mm
Reference Value = 7.516 V/m; Power Drift = 0.01 dB
Peak SAR (extrapolated) = 0.175 W/kg
SAR(1 g) = 0.094 W/kg

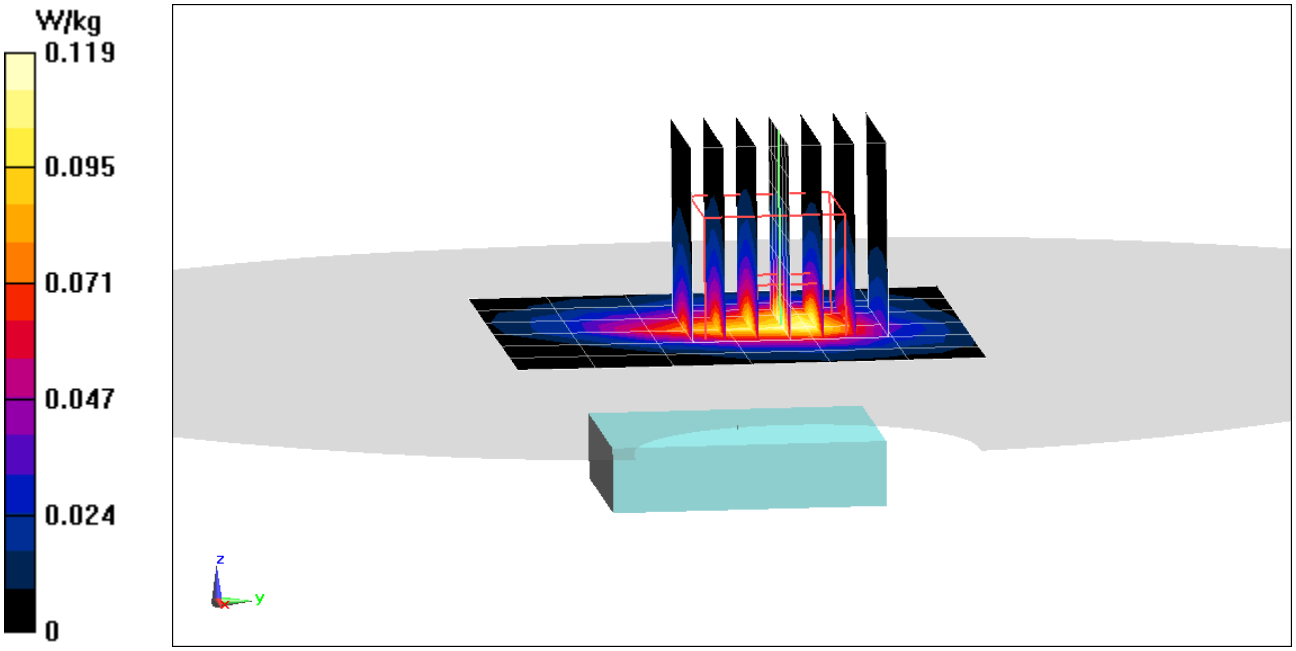

PCTEST ENGINEERING LABORATORY, INC.

DUT: BCG-A2008; Type: Watch; Serial: D92WV01NK47P

Communication System: UID 0, Bluetooth; Frequency: 2441 MHz; Duty Cycle: 1:1
Medium: 2450 Head Medium parameters used (interpolated):
f = 2441 MHz; σ = 1.861 S/m; ε_r = 38.618; ρ = 1000 kg/m^3
Phantom section: Flat Section; Space: 1.0 cm

Test Date: 07-10-2018; Ambient Temp: 21.9°C; Tissue Temp: 21.0°C

Probe: EX3DV4 - SN7490; ConvF(7.89, 7.89, 7.89); Calibrated: 1/26/2018;
Sensor-Surface: 1.4mm (Mechanical Surface Detection)
Electronics: DAE4 Sn1532; Calibrated: 1/26/2018
Phantom: Twin-SAM V8.0; Type: QD 000 P41 Ax; Serial: 1936
Measurement SW: DASY52, Version 52.10;SEMCAD X Version 14.6.10 (7417)

Mode: Bluetooth iPA, Head SAR, Ch 39, 1 Mbps, Front Side, Stainless Steel, Sport Wrist Band

Area Scan (7x7x1): Measurement grid: dx=12mm, dy=12mm
Zoom Scan (7x7x7)/Cube 0: Measurement grid: dx=5mm, dy=5mm, dz=5mm
Reference Value = 4.619 V/m; Power Drift = -0.19 dB
Peak SAR (extrapolated) = 0.0680 W/kg
SAR(1 g) = 0.035 W/kg

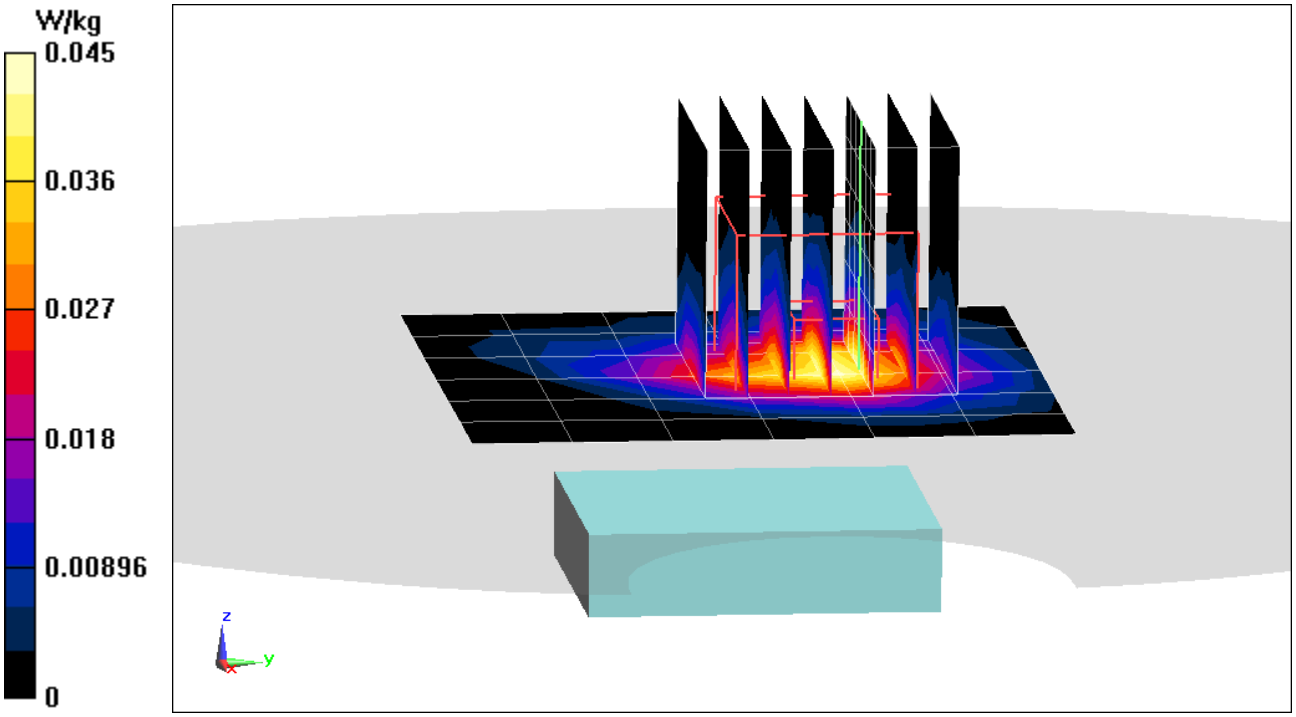

PCTEST ENGINEERING LABORATORY, INC.

DUT: BCG-A2008; Type: Watch; Serial: D92WV01MK47P

Communication System: UID 0, UMTS; Frequency: 836.6 MHz; Duty Cycle: 1:1
Medium: 835 Body Medium parameters used (interpolated):
f = 846.6 MHz; σ = 1.02 S/m; ε_r = 53.879; ρ = 1000 kg/m^3
Phantom section: Flat Section; Space: 0.0 cm

Test Date: 07-23-2018; Ambient Temp: 21.6°C; Tissue Temp: 22.0°C

Probe: ES3DV3 - SN3275; ConvF(6.16, 6.16, 6.16); Calibrated: 4/12/2018;
Sensor-Surface: 3mm (Mechanical Surface Detection)
Electronics: DAE4 Sn501; Calibrated: 4/12/2018
Phantom: Twin-SAM V4.0; Type: QD 000 P40 CD; Serial: 1736
Measurement SW: DASY52, Version 52.10 (0);SEMCAD X Version 14.6.10 (7417)

Mode: UMTS 850, Extremity SAR, Back side, High.ch,
Stainless Steel, Metal Links Wrist Band

Area Scan (6x6x1): Measurement grid: dx=15mm, dy=15mm
Zoom Scan (5x5x7)/Cube 0: Measurement grid: dx=8mm, dy=8mm, dz=5mm
Reference Value = 16.36 V/m; Power Drift = 0.01 dB
Peak SAR (extrapolated) = 0.972 W/kg
SAR(10 g) = 0.243 W/kg

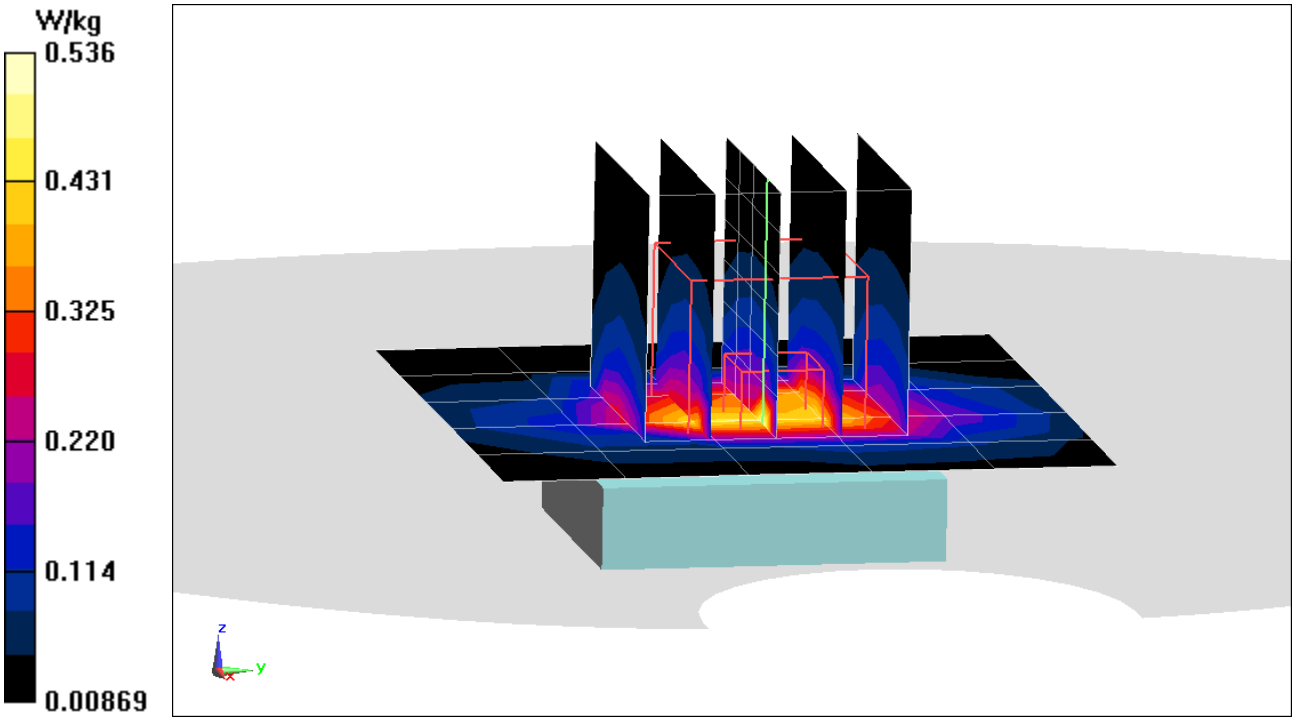

PCTEST ENGINEERING LABORATORY, INC.

DUT: BCG-A2008; Type: Watch; Serial: D92WV01MK47P

Communication System: UID 0, LTE Band 5; Frequency: 836.5 MHz; Duty Cycle: 1:1
Medium: 835 Body Medium parameters used (interpolated):
f = 836.5 MHz; σ = 1.006 S/m; ε_r = 53.797; ρ = 1000 kg/m^3
Phantom section: Flat Section; Space: 0.0 cm

Test Date: 07-16-2018; Ambient Temp: 22.3°C; Tissue Temp: 21.8°C

Probe: ES3DV3 - SN3287; ConvF(6.56, 6.56, 6.56); Calibrated: 9/18/2017;
Sensor-Surface: 3mm (Mechanical Surface Detection)
Electronics: DAE4 Sn1533; Calibrated: 1/26/2018
Phantom: Twin-SAM V8.0; Type: QD 000 P41 AA; Serial: 1935
Measurement SW: DASY52, Version 52.10;SEMCAD X Version 14.6.10 (7417)

Mode: LTE Band 5 (Cell.), Extremity SAR, Back side, Mid.ch, 10 MHz Bandwidth, QPSK, 1 RB, 49 RB Offset, Stainless Steel, Metal Links Wrist Band

Area Scan (6x6x1): Measurement grid: dx=15mm, dy=15mm
Zoom Scan (5x5x7)/Cube 0: Measurement grid: dx=8mm, dy=8mm, dz=5mm
Reference Value = 13.60 V/m; Power Drift = 0.05 dB
Peak SAR (extrapolated) = 0.588 W/kg
SAR(10 g) = 0.146 W/kg

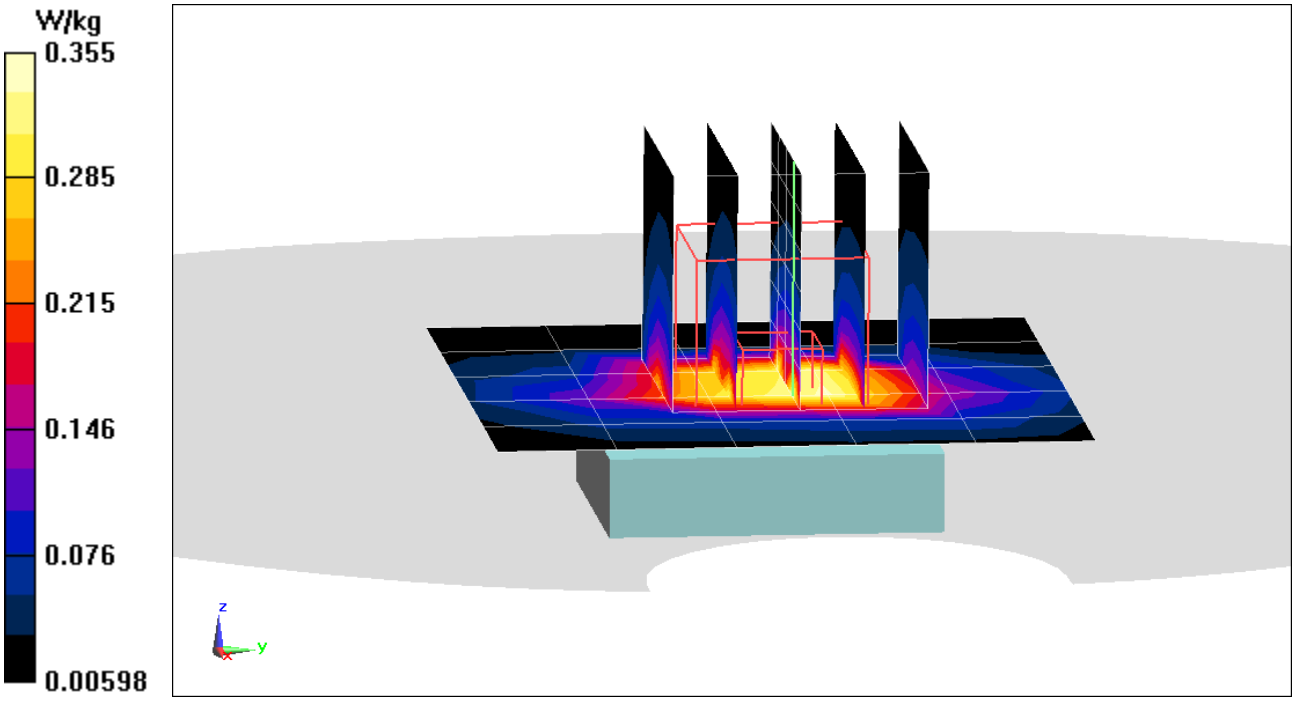

PCTEST ENGINEERING LABORATORY, INC.

DUT: BCG-A2008; Type: Watch; Serial: C89WT02BK47L

Communication System: UID 0, LTE Band 26; Frequency: 844 MHz; Duty Cycle: 1:1
Medium: 835 Body Medium parameters used (interpolated):
f = 844 MHz; σ = 1.013 S/m; ε_r = 53.714; ρ = 1000 kg/m^3
Phantom section: Flat Section; Space: 0.0 cm

Test Date: 07-16-2018; Ambient Temp: 22.3°C; Tissue Temp: 21.8°C

Probe: ES3DV3 - SN3287; ConvF(6.56, 6.56, 6.56); Calibrated: 9/18/2017;
Sensor-Surface: 3mm (Mechanical Surface Detection)
Electronics: DAE4 Sn1533; Calibrated: 1/26/2018
Phantom: Twin-SAM V8.0; Type: QD 000 P41 AA; Serial: 1935
Measurement SW: DASY52, Version 52.10;SEMCAD X Version 14.6.10 (7417)

Mode: LTE Band 26 (Cell.), Extremity SAR, Back side, High.ch, 10 MHz Bandwidth, QPSK, 1 RB, 49 RB Offset, Aluminum, Metal Links Wrist Band

Area Scan (6x6x1): Measurement grid: dx=15mm, dy=15mm
Zoom Scan (5x5x7)/Cube 0: Measurement grid: dx=8mm, dy=8mm, dz=5mm
Reference Value = 13.12 V/m; Power Drift = 0.00 dB
Peak SAR (extrapolated) = 0.697 W/kg
SAR(10 g) = 0.156 W/kg

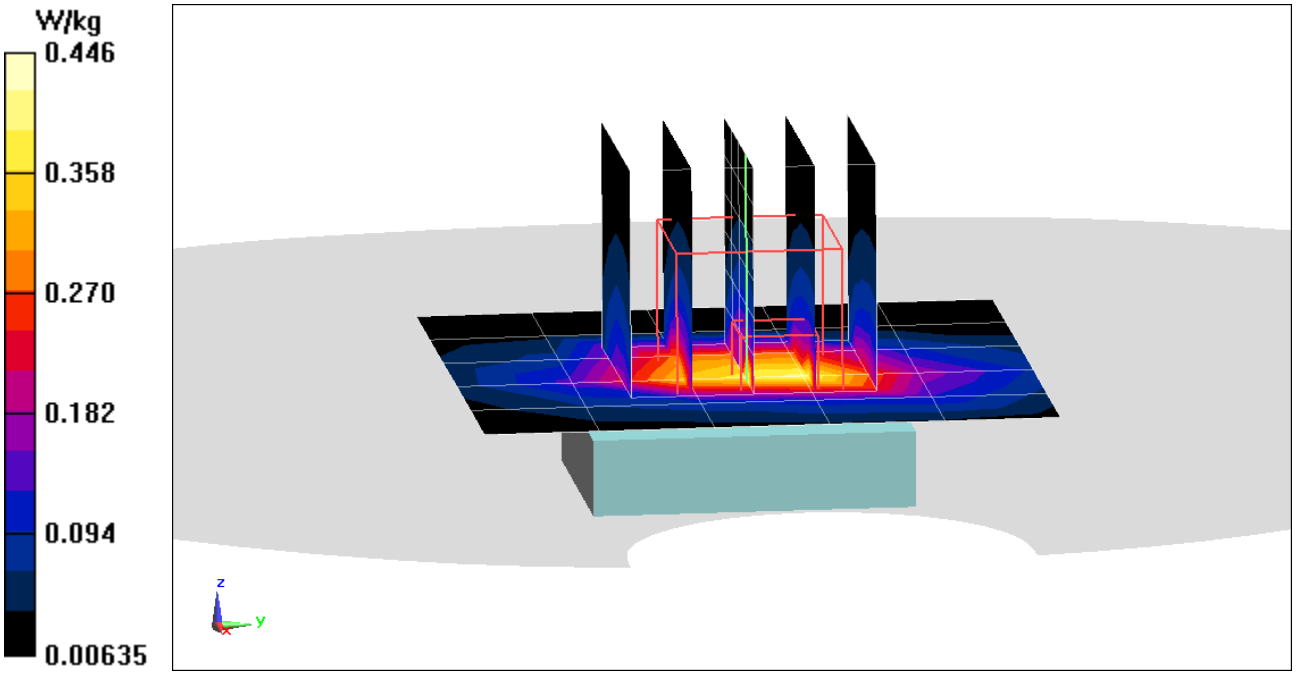

PCTEST ENGINEERING LABORATORY, INC.

DUT: BCG-A2008; Type: Watch; Serial: C89WT029K47L

Communication System: UID 0, LTE Band 7; Frequency: 2510 MHz; Duty Cycle: 1:1
Medium: 2600 Body Medium parameters used (interpolated):
f = 2510 MHz; σ = 2.112 S/m; ε_r = 51.106; ρ = 1000 kg/m^3
Phantom section: Flat Section; Space: 0.0 cm

Test Date: 07-09-2018; Ambient Temp: 21.8°C; Tissue Temp: 20.7°C

Probe: ES3DV3 - SN3288; ConvF(4.51, 4.51, 4.51); Calibrated: 1/12/2018;
Sensor-Surface: 3mm (Mechanical Surface Detection)
Electronics: DAE4 Sn793; Calibrated: 1/18/2018
Phantom: Twin-SAM V4.0; Type: QD 000 P40 CC; Serial: 1596
Measurement SW: DASY52, Version 52.10;SEMCAD X Version 14.6.10 (7417)

Mode: LTE Band 7, Extremity SAR, Back side, Low.ch, 20 MHz Bandwidth, QPSK, 1 RB, 0 RB Offset, Aluminum, Sport Wrist Band

Area Scan (7x7x1): Measurement grid: dx=12mm, dy=12mm
Zoom Scan (9x8x7)/Cube 0: Measurement grid: dx=5mm, dy=5mm, dz=5mm
Reference Value = 13.51 V/m; Power Drift = 0.00 dB
Peak SAR (extrapolated) = 1.01 W/kg
SAR(10 g) = 0.127 W/kg

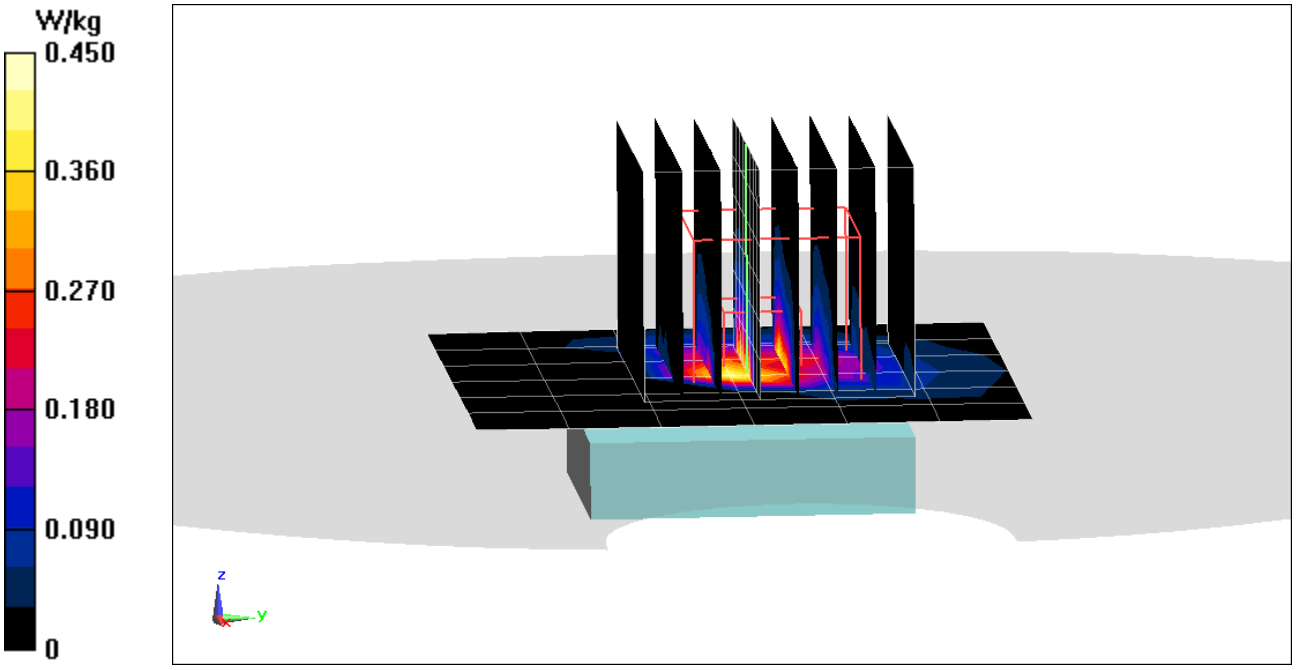

PCTEST ENGINEERING LABORATORY, INC.

DUT: BCG-A2008; Type: Watch; Serial: C89WT039K47L

Communication System: UID 0, LTE Band 41; Frequency: 2680 MHz; Duty Cycle: 1:1.58
Medium: 2600 Body Medium parameters used (interpolated):
f = 2680 MHz; σ = 2.369 S/m; ε_r = 50.003; ρ = 1000 kg/m^3
Phantom section: Flat Section; Space: 0.0 cm

Test Date: 07-19-2018; Ambient Temp: 20.5°C; Tissue Temp: 21.1°C

Probe: ES3DV3 - SN3288; ConvF(4.27, 4.27, 4.27); Calibrated: 1/12/2018;
Sensor-Surface: 3mm (Mechanical Surface Detection)
Electronics: DAE4 Sn793; Calibrated: 1/18/2018
Phantom: Twin-SAM V4.0; Type: QD 000 P40 CC; Serial: 1596
Measurement SW: DASY52, Version 52.10;SEMCAD X Version 14.6.10 (7417)

Mode: LTE Band 41, Extremity SAR, Back side, High.ch, 20 MHz Bandwidth, QPSK, 1 RB, 99 RB Offset, Aluminum, Sport Wrist Band

Area Scan (7x7x1): Measurement grid: dx=12mm, dy=12mm
Zoom Scan (9x8x7)/Cube 0: Measurement grid: dx=5mm, dy=5mm, dz=5mm
Reference Value = 7.380 V/m; Power Drift = -0.13 dB
Peak SAR (extrapolated) = 0.280 W/kg
SAR(10 g) = 0.036 W/kg

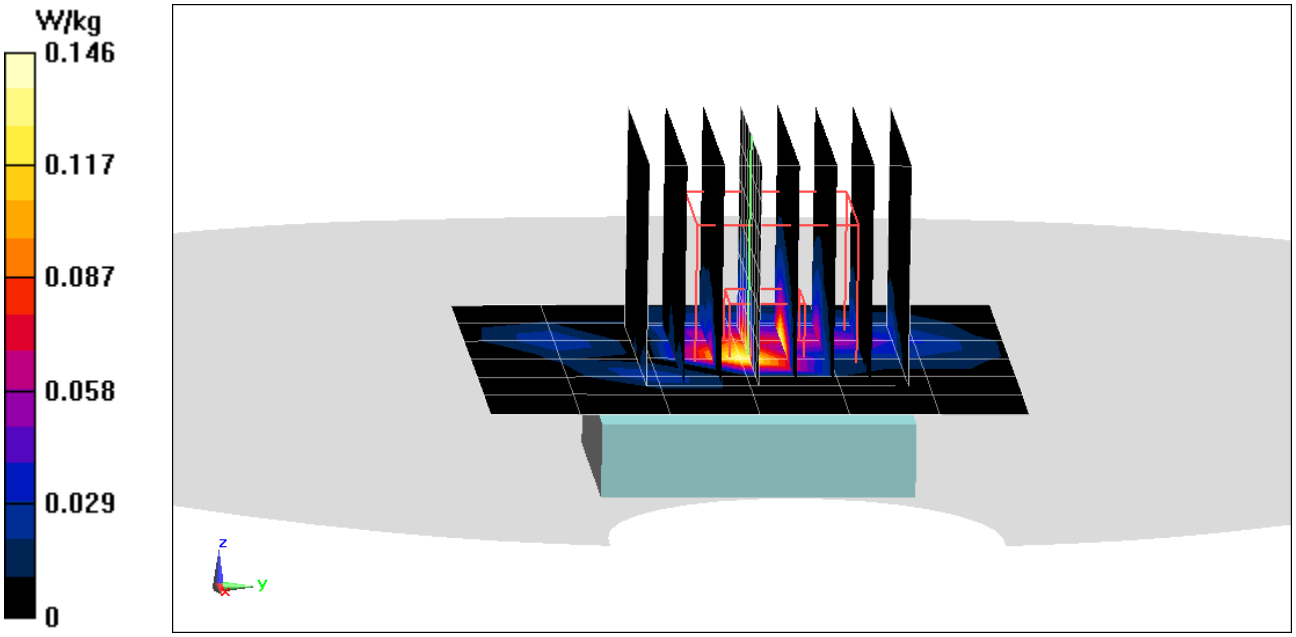

PCTEST ENGINEERING LABORATORY, INC.

DUT: BCG-A2008; Type: Watch; Serial: C89WR007K47P

Communication System: UID 0, IEEE 802.11b; Frequency: 2437 MHz; Duty Cycle: 1:1
Medium: 2450 Body Medium parameters used (interpolated):
f = 2437 MHz; σ = 2.003 S/m; ε_r = 51.43; ρ = 1000 kg/m^3
Phantom section: Flat Section; Space: 0.0 cm

Test Date: 07-10-2018; Ambient Temp: 21.9°C; Tissue Temp: 21.7°C

Probe: ES3DV3 - SN3131; ConvF(4.45, 4.45, 4.45); Calibrated: 3/13/2018;
Sensor-Surface: 3mm (Mechanical Surface Detection)
Electronics: DAE4 Sn604; Calibrated: 3/7/2018
Phantom: SAM Main; Type: SAM 4.0; Serial: TP-1406
Measurement SW: DASY52, Version 52.10;SEMCAD X Version 14.6.10 (7417)

Mode: IEEE 802.11b, 22 MHz Bandwidth, Extremity SAR, Ch 6, 1 Mbps, Back Side, Stainless Steel, Metal Links Wrist Band

Area Scan (7x7x1): Measurement grid: dx=12mm, dy=12mm
Zoom Scan (8x8x7)/Cube 0: Measurement grid: dx=5mm, dy=5mm, dz=5mm
Reference Value = 12.48 V/m; Power Drift = -0.09 dB
Peak SAR (extrapolated) = 0.735 W/kg
SAR(10 g) = 0.108 W/kg

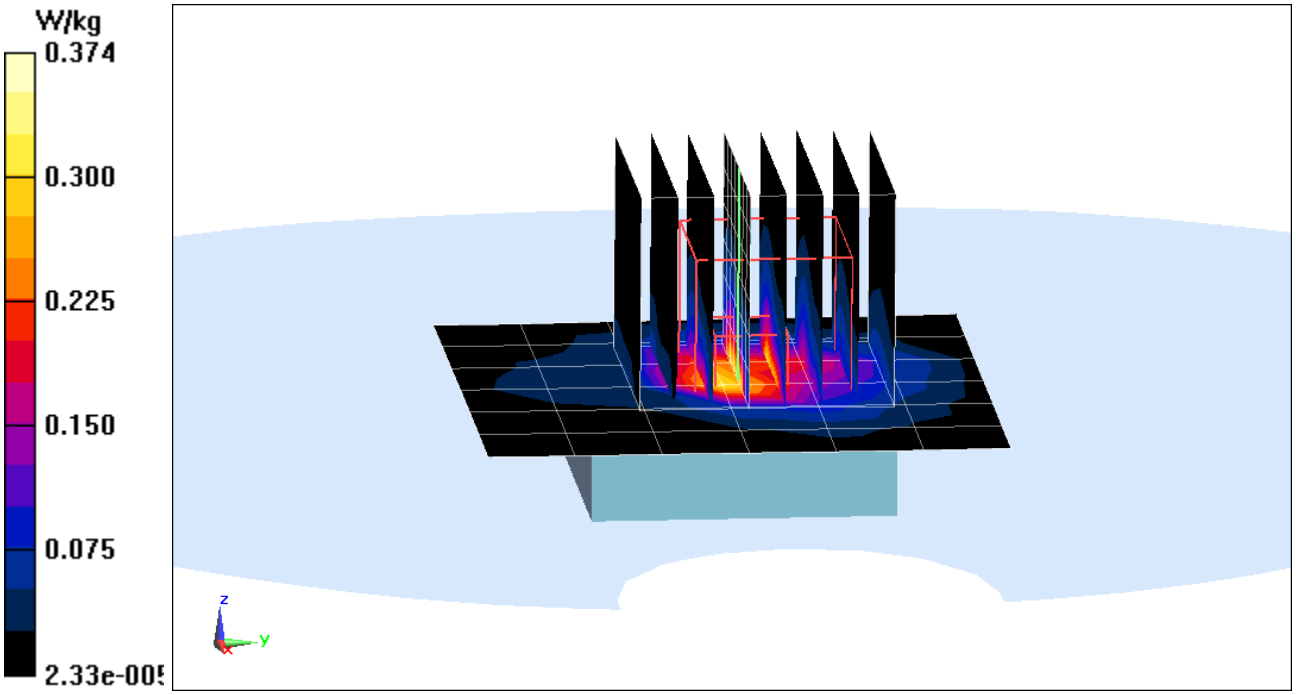

PCTEST ENGINEERING LABORATORY, INC.

DUT: BCG-A2008; Type: Watch; Serial: D92WV01UK47P

Communication System: UID 0, Bluetooth; Frequency: 2441 MHz; Duty Cycle: 1:1
Medium: 2450 Body Medium parameters used (interpolated):
f = 2441 MHz; σ = 2.008 S/m; ε_r = 51.414; ρ = 1000 kg/m^3
Phantom section: Flat Section; Space: 0.0 cm

Test Date: 07-10-2018; Ambient Temp: 21.9°C; Tissue Temp: 21.7°C

Probe: ES3DV3 - SN3131; ConvF(4.45, 4.45, 4.45); Calibrated: 3/13/2018;
Sensor-Surface: 3mm (Mechanical Surface Detection)
Electronics: DAE4 Sn604; Calibrated: 3/7/2018
Phantom: SAM Main; Type: SAM 4.0; Serial: TP-1406
Measurement SW: DASY52, Version 52.10;SEMCAD X Version 14.6.10 (7417)

Mode: Bluetooth ePA, Extremity SAR, Ch 39, 1 Mbps, Back Side, Stainless Steel, Metal Links Wrist Band

Area Scan (7x7x1): Measurement grid: dx=12mm, dy=12mm
Zoom Scan (7x7x7)/Cube 0: Measurement grid: dx=5mm, dy=5mm, dz=5mm
Reference Value = 7.191 V/m; Power Drift = 0.13 dB
Peak SAR (extrapolated) = 0.313 W/kg
SAR(10 g) = 0.047 W/kg

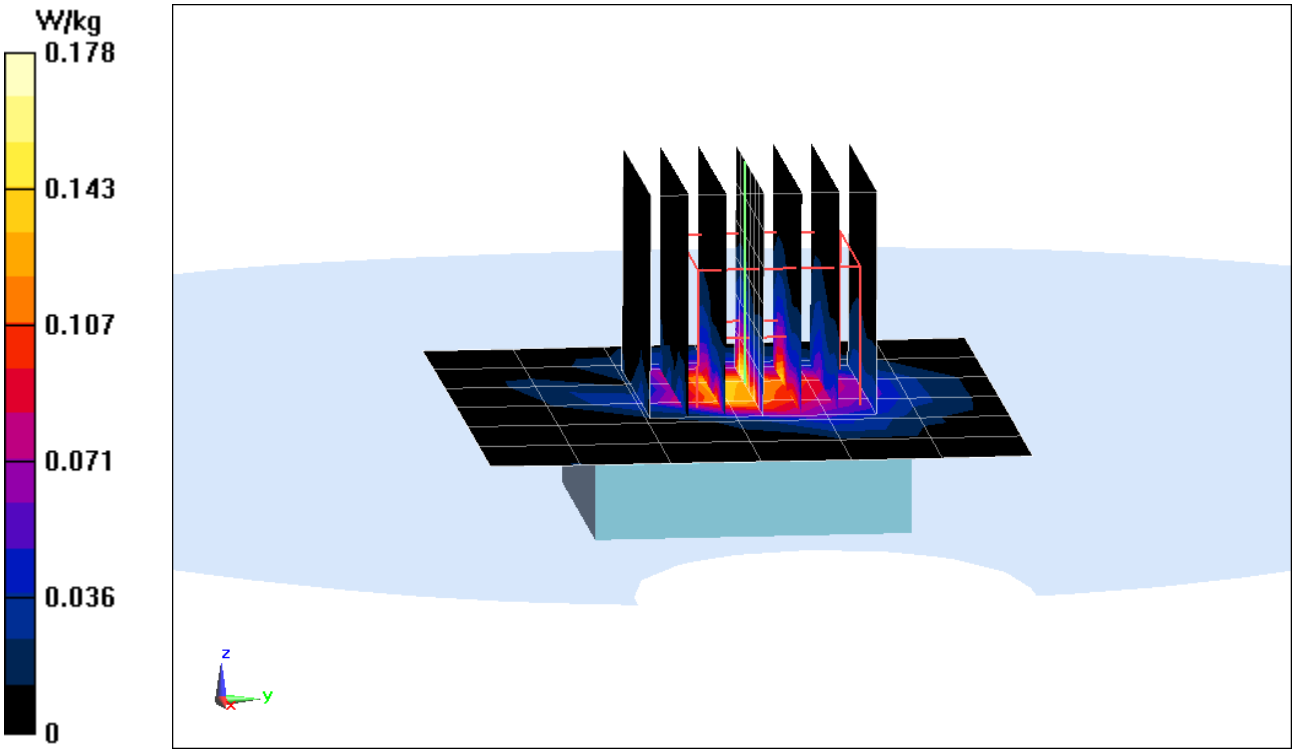

PCTEST ENGINEERING LABORATORY, INC.

DUT: BCG-A2008; Type: Watch; Serial: C89WR007K47P

Communication System: UID 0, Bluetooth; Frequency: 2441 MHz; Duty Cycle: 1:1
Medium: 2450 Body Medium parameters used (interpolated):
f = 2441 MHz; σ = 2.008 S/m; ε_r = 51.414; ρ = 1000 kg/m^3
Phantom section: Flat Section; Space: 0.0 cm

Test Date: 07-10-2018; Ambient Temp: 21.9°C; Tissue Temp: 21.7°C

Probe: ES3DV3 - SN3131; ConvF(4.45, 4.45, 4.45); Calibrated: 3/13/2018;
Sensor-Surface: 3mm (Mechanical Surface Detection)
Electronics: DAE4 Sn604; Calibrated: 3/7/2018
Phantom: SAM Main; Type: SAM 4.0; Serial: TP-1406
Measurement SW: DASY52, Version 52.10;SEMCAD X Version 14.6.10 (7417)

Mode: Bluetooth iPA, Extremity SAR, Ch 39, 1 Mbps, Back Side, Stainless Steel, Metal Links Wrist Band

Area Scan (7x7x1): Measurement grid: dx=12mm, dy=12mm
Zoom Scan (8x8x7)/Cube 0: Measurement grid: dx=5mm, dy=5mm, dz=5mm
Reference Value = 5.740 V/m; Power Drift = -0.13 dB
Peak SAR (extrapolated) = 0.152 W/kg
SAR(10 g) = 0.022 W/kg

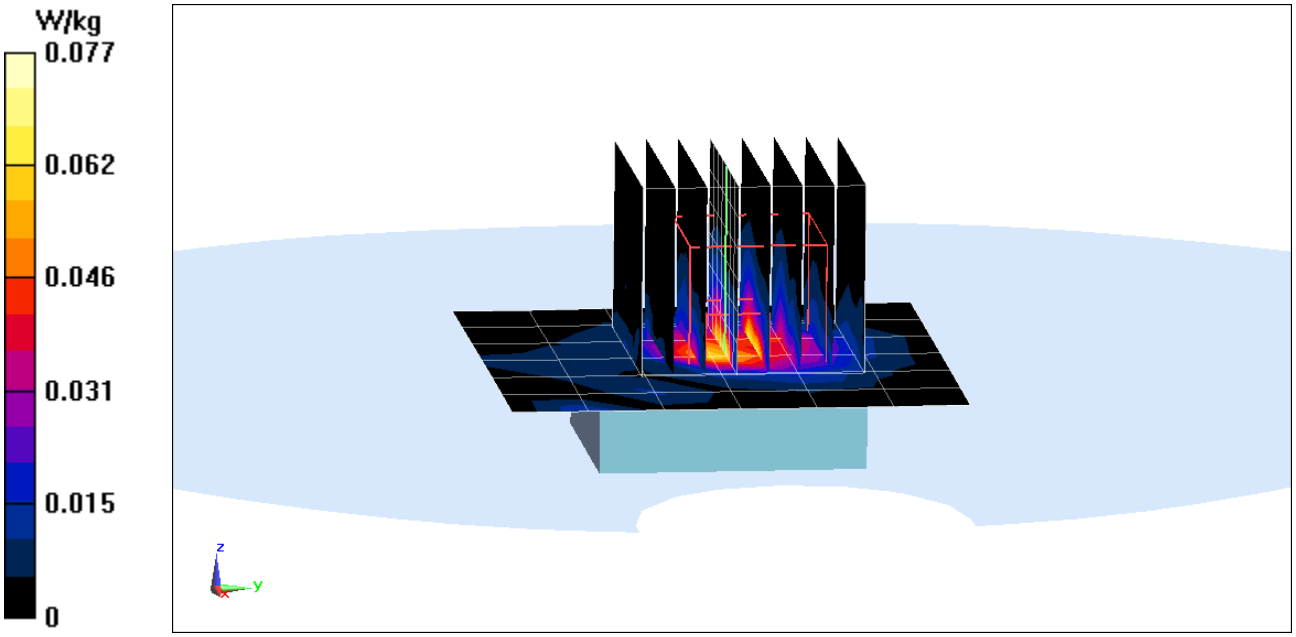

APPENDIX B: SYSTEM VERIFICATION

© 2018 PCTEST Engineering Laboratory, Inc.

PCTEST ENGINEERING LABORATORY, INC.

DUT: Dipole 835 MHz; Type: D835V2; Serial: 4d180

Communication System: UID 0, CW; Frequency: 835 MHz; Duty Cycle: 1:1
Medium: 835 Head Medium parameters used:
f = 835 MHz; σ = 0.882 S/m; ε_r = 41.222; ρ = 1000 kg/m^3
Phantom section: Flat Section; Space: 1.5 cm

Test Date: 07-09-2018; Ambient Temp: 21.0°C; Tissue Temp: 19.8°C

Probe: ES3DV3 - SN3287; ConvF(6.7, 6.7, 6.7); Calibrated: 9/18/2017;
Sensor-Surface: 3mm (Mechanical Surface Detection)
Electronics: DAE4 Sn1533; Calibrated: 1/26/2018
Phantom: Twin-SAM V8.0; Type: QD 000 P41 AA; Serial: 1935
Measurement SW: DASY52, Version 52.10;SEMCAD X Version 14.6.10 (7417)

835 MHz System Verification at 23.0 dBm (200 mW)

Area Scan (7x14x1): Measurement grid: dx=15mm, dy=15mm
Zoom Scan (5x5x7)/Cube 0: Measurement grid: dx=8mm, dy=8mm, dz=5mm
Peak SAR (extrapolated) = 2.93 W/kg
SAR(1 g) = 1.96 W/kg
Deviation(1 g) = 2.08%

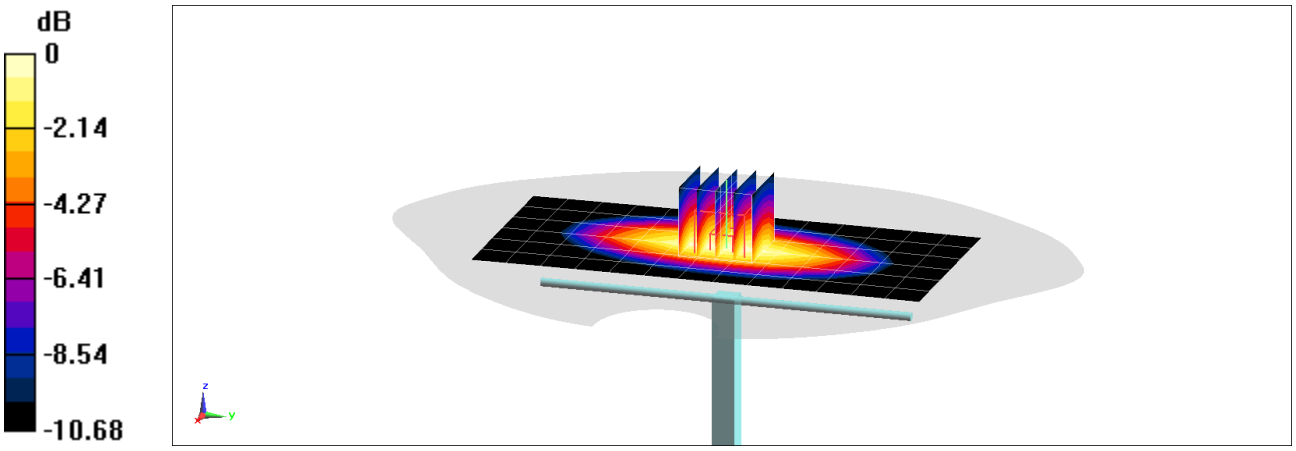

0 dB = 2.29 W/kg = 3.60 dBW/kg

PCTEST ENGINEERING LABORATORY, INC.

DUT: Dipole 835 MHz; Type: D835V2; Serial: 4d180

Communication System: UID 0, CW; Frequency: 835 MHz; Duty Cycle: 1:1
Medium: 835 Head Medium parameters used:
f = 835 MHz; σ = 0.899 S/m; ε_r = 40.636; ρ = 1000 kg/m^3
Phantom section: Flat Section; Space: 1.5 cm

Test Date: 07-10-2018; Ambient Temp: 22.2°C; Tissue Temp: 21.6°C

Probe: ES3DV3 - SN3329; ConvF(6.41, 6.41, 6.41); Calibrated: 2/13/2018;
Sensor-Surface: 3mm (Mechanical Surface Detection)
Electronics: DAE4 Sn1403; Calibrated: 2/8/2018
Phantom: SAM Sub; Type: SAM 4.0; Serial: TP-1403
Measurement SW: DASY52, Version 52.10;SEMCAD X Version 14.6.10 (7417)

835 MHz System Verification at 23.0 dBm (200 mW)

Area Scan (7x14x1): Measurement grid: dx=15mm, dy=15mm
Zoom Scan (5x5x7)/Cube 0: Measurement grid: dx=8mm, dy=8mm, dz=5mm
Peak SAR (extrapolated) = 3.00 W/kg
SAR(1 g) = 2.03 W/kg
Deviation(1 g) = 5.73%

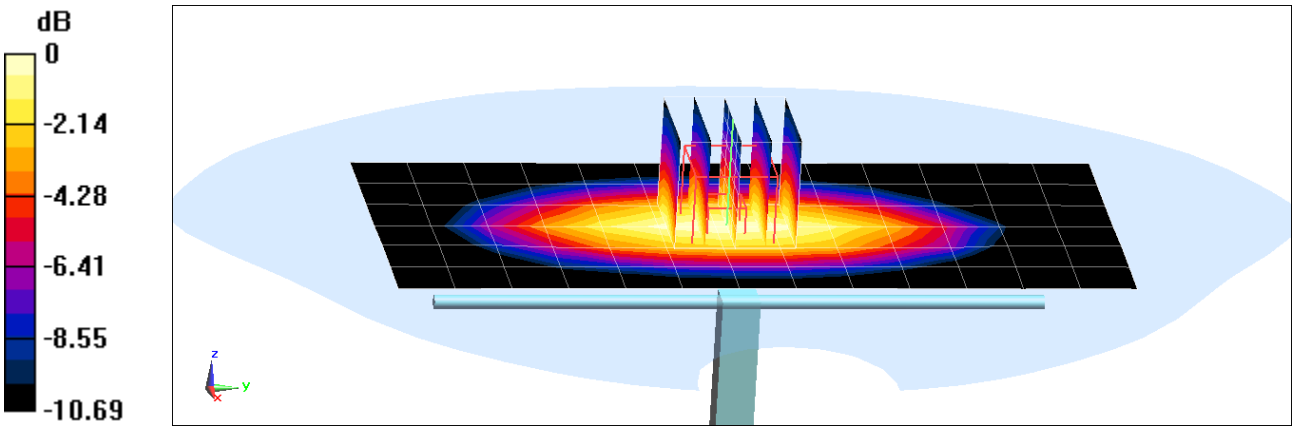

0 dB = 2.38 W/kg = 3.77 dBW/kg

PCTEST ENGINEERING LABORATORY, INC.

DUT: Dipole 2450 MHz; Type: D2450V2; Serial: 921

Communication System: UID 0, CW; Frequency: 2450 MHz; Duty Cycle: 1:1
Medium: 2450 Head Medium parameters used:
f = 2450 MHz; σ = 1.889 S/m; ε_r = 38.373; ρ = 1000 kg/m^3
Phantom section: Flat Section; Space: 1.0 cm

Test Date: 07-05-2018; Ambient Temp: 22.9°C; Tissue Temp: 20.8°C

Probe: ES3DV3 - SN3131; ConvF(4.75, 4.75, 4.75); Calibrated: 3/13/2018;
Sensor-Surface: 3mm (Mechanical Surface Detection)
Electronics: DAE4 Sn604; Calibrated: 3/7/2018
Phantom: SAM Main; Type: SAM 4.0; Serial: TP-1406
Measurement SW: DASY52, Version 52.10;SEMCAD X Version 14.6.10 (7417)

2450 MHz System Verification at 20.0 dBm (100 mW)

Area Scan (8x9x1): Measurement grid: dx=12mm, dy=12mm
Zoom Scan (7x7x7)/Cube 0: Measurement grid: dx=5mm, dy=5mm, dz=5mm
Peak SAR (extrapolated) = 11.0 W/kg
SAR(1 g) = 5.28 W/kg
Deviation(1 g) = 0.96%

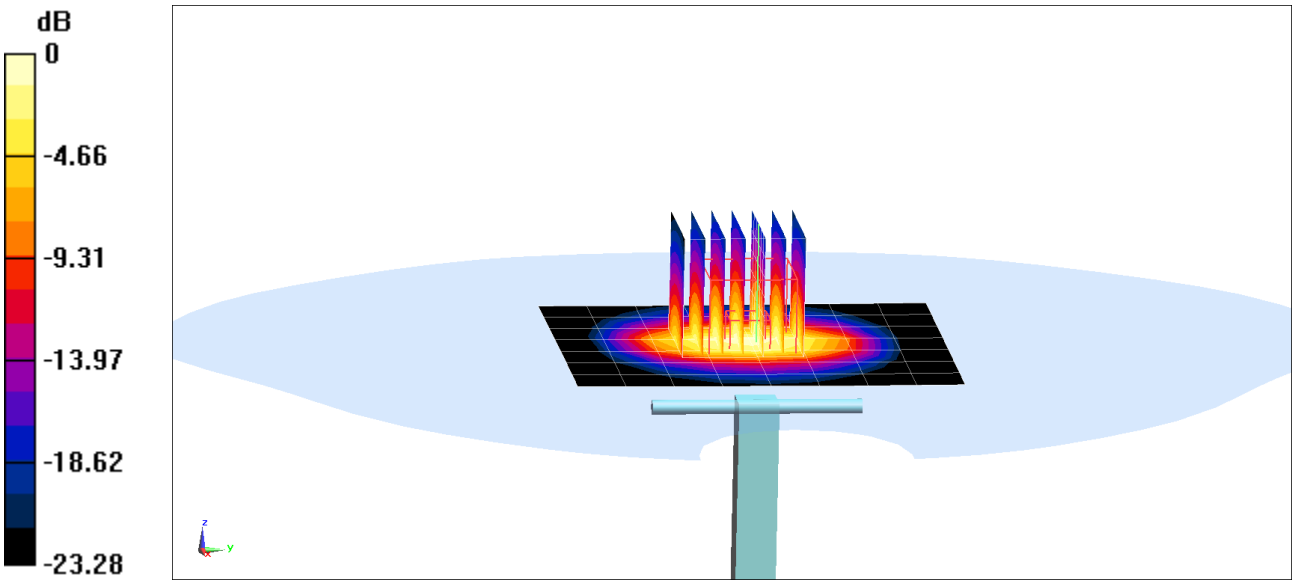

0 dB = 6.90 W/kg = 8.39 dBW/kg

PCTEST ENGINEERING LABORATORY, INC.

DUT: Dipole 2450 MHz; Type: D2450V2; Serial: 945

Communication System: UID 0, CW; Frequency: 2450 MHz; Duty Cycle: 1:1
Medium: 2450 Head Medium parameters used:
f = 2450 MHz; σ = 1.872 S/m; ε_r = 38.585; ρ = 1000 kg/m^3
Phantom section: Flat Section; Space: 1.0 cm

Test Date: 07-10-2018; Ambient Temp: 21.9°C; Tissue Temp: 21.0°C

Probe: EX3DV4 - SN7490; ConvF(7.89, 7.89, 7.89); Calibrated: 1/26/2018;
Sensor-Surface: 1.4mm (Mechanical Surface Detection)
Electronics: DAE4 Sn1532; Calibrated: 1/26/2018
Phantom: Twin-SAM V8.0; Type: QD 000 P41 Ax; Serial: 1936
Measurement SW: DASY52, Version 52.10;SEMCAD X Version 14.6.10 (7417)

2450 MHz System Verification at 20.0 dBm (100 mW)

Area Scan (8x9x1): Measurement grid: dx=12mm, dy=12mm
Zoom Scan (7x7x7)/Cube 0: Measurement grid: dx=5mm, dy=5mm, dz=5mm
Peak SAR (extrapolated) = 11.1 W/kg
SAR(1 g) = 5.03 W/kg
Deviation(1 g) = -1.37%

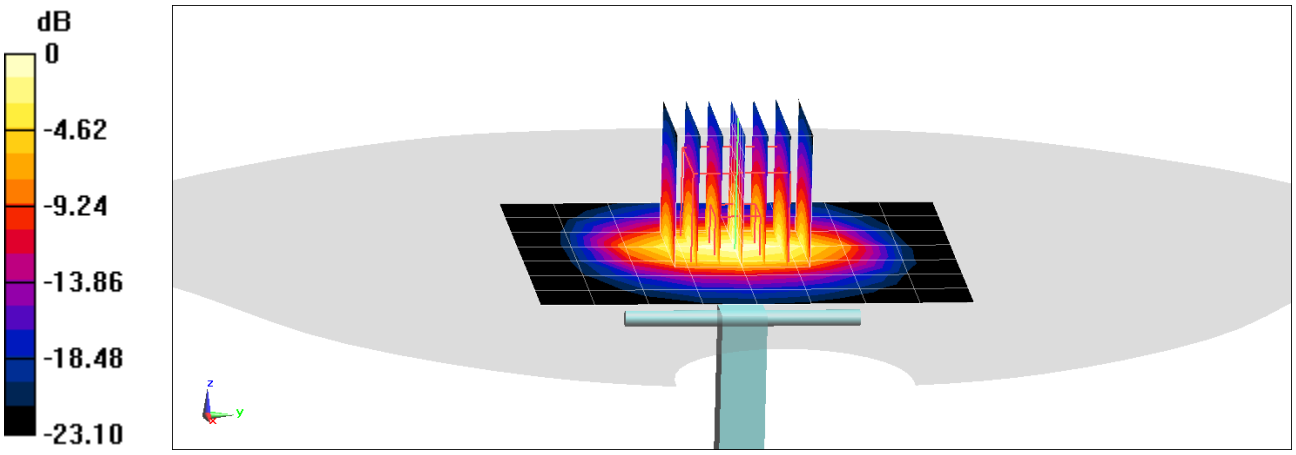

0 dB = 8.70 W/kg = 9.40 dBW/kg

PCTEST ENGINEERING LABORATORY, INC.

DUT: Dipole 2450 MHz; Type: D2450V2; Serial: 921

Communication System: UID 0, CW; Frequency: 2450 MHz; Duty Cycle: 1:1
Medium: 2450 Head Medium parameters used:
f = 2450 MHz; σ = 1.871 S/m; ε_r = 38.371; ρ = 1000 kg/m^3
Phantom section: Flat Section; Space: 1.0 cm

Test Date: 07-30-2018; Ambient Temp: 22.8°C; Tissue Temp: 20.8°C

Probe: ES3DV3 - SN3119; ConvF(4.58, 4.58, 4.58); Calibrated: 5/18/2018;
Sensor-Surface: 3mm (Mechanical Surface Detection)
Electronics: DAE4 Sn728; Calibrated: 5/17/2018
Phantom: Twin-SAM V4.0; Type: QD 000 P40 CC; Serial: 1179
Measurement SW: DASY52, Version 52.10;SEMCAD X Version 14.6.10 (7417)

2450 MHz System Verification at 20.0 dBm (100 mW)

Area Scan (8x9x1): Measurement grid: dx=12mm, dy=12mm
Zoom Scan (7x7x7)/Cube 0: Measurement grid: dx=5mm, dy=5mm, dz=5mm
Peak SAR (extrapolated) = 11.5 W/kg
SAR(1 g) = 5.43 W/kg
Deviation(1 g) = 3.82%

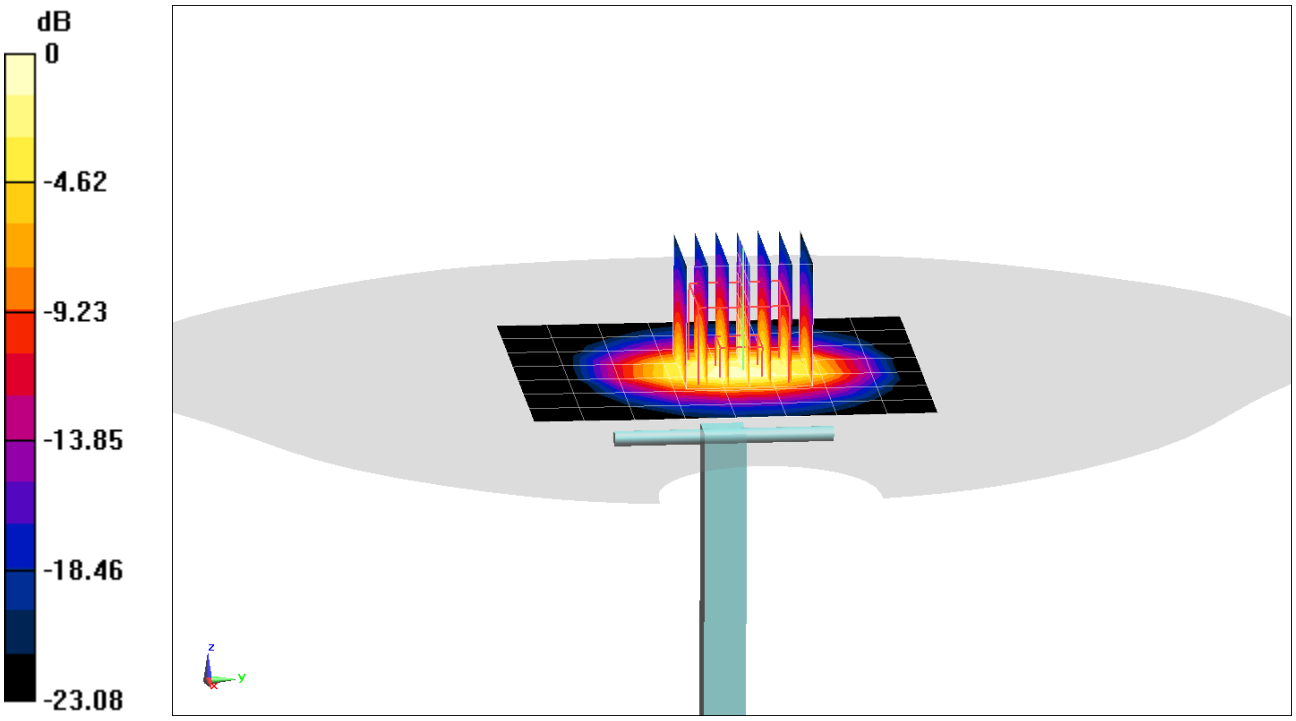

0 dB = 7.25 W/kg = 8.60 dBW/kg

PCTEST ENGINEERING LABORATORY, INC.

DUT: Dipole 2600 MHz; Type: D2600V2; Serial: 1069

Communication System: UID 0, CW; Frequency: 2600 MHz; Duty Cycle: 1:1
Medium: 2600 Head Medium parameters used:
f = 2600 MHz; σ = 2.017 S/m; ε_r = 37.435; ρ = 1000 kg/m^3
Phantom section: Flat Section; Space: 1.0 cm

Test Date: 07-19-2018; Ambient Temp: 24.0°C; Tissue Temp: 21.2°C

Probe: ES3DV3 - SN3119; ConvF(4.47, 4.47, 4.47); Calibrated: 5/18/2018;
Sensor-Surface: 3mm (Mechanical Surface Detection)
Electronics: DAE4 Sn728; Calibrated: 5/17/2018
Phantom: Twin-SAM V4.0; Type: QD 000 P40 CC; Serial: 1179
Measurement SW: DASY52, Version 52.10;SEMCAD X Version 14.6.10 (7417)

2600 MHz System Verification at 20.0 dBm (100 mW)

Area Scan (8x9x1): Measurement grid: dx=12mm, dy=12mm
Zoom Scan (7x7x7)/Cube 0: Measurement grid: dx=5mm, dy=5mm, dz=5mm
Peak SAR (extrapolated) = 12.0 W/kg
SAR(1 g) = 5.44 W/kg
Deviation(1 g) = -4.39%

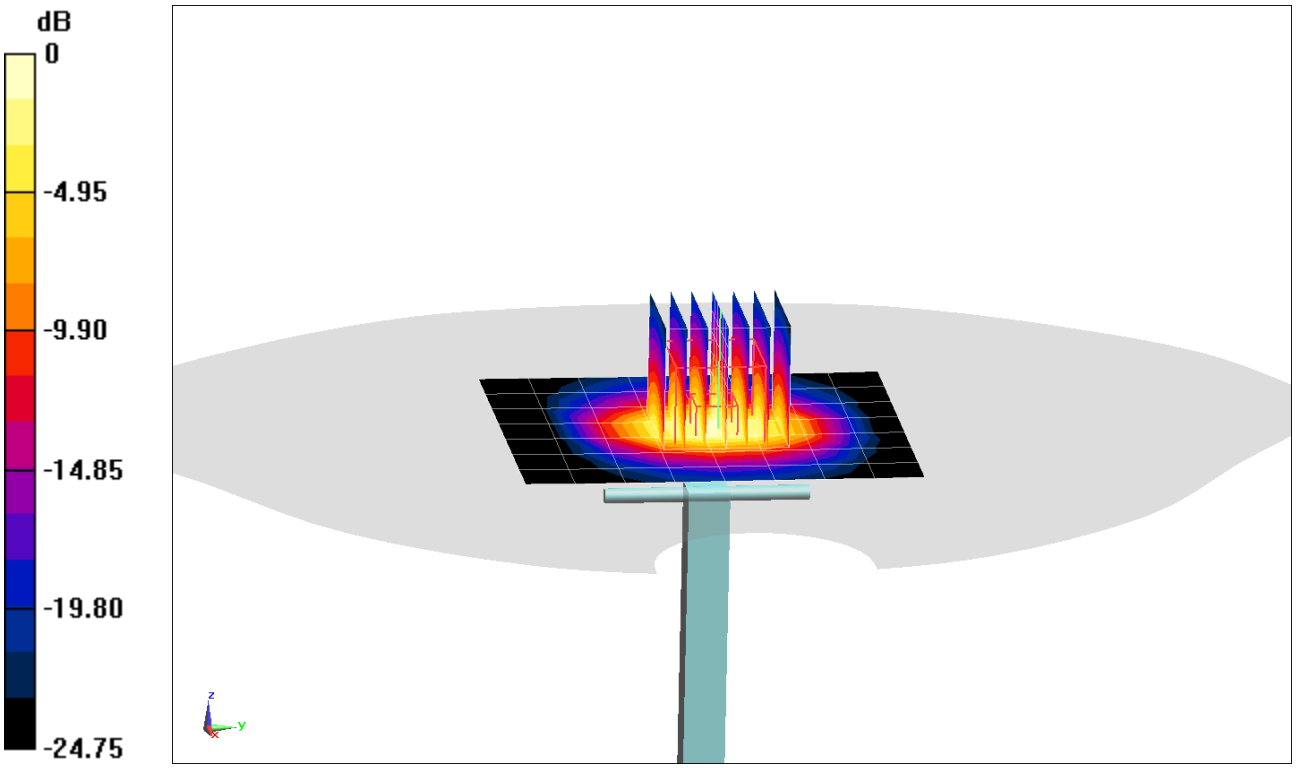

0 dB = 7.20 W/kg = 8.57 dBW/kg

PCTEST ENGINEERING LABORATORY, INC.

DUT: Dipole 2600 MHz; Type: D2600V2; Serial: 1009

Communication System: UID 0, CW; Frequency: 2600 MHz; Duty Cycle: 1:1
Medium: 2600 Head Medium parameters used:
f = 2600 MHz; σ = 2.037 S/m; ε_r = 37.801; ρ = 1000 kg/m^3
Phantom section: Flat Section; Space: 1.0 cm

Test Date: 07-30-2018; Ambient Temp: 22.8°C; Tissue Temp: 20.8°C

Probe: ES3DV3 - SN3119; ConvF(4.47, 4.47, 4.47); Calibrated: 5/18/2018;
Sensor-Surface: 3mm (Mechanical Surface Detection)
Electronics: DAE4 Sn728; Calibrated: 5/17/2018
Phantom: Twin-SAM V4.0; Type: QD 000 P40 CC; Serial: 1179
Measurement SW: DASY52, Version 52.10;SEMCAD X Version 14.6.10 (7417)

2600 MHz System Verification at 20.0 dBm (100 mW)

Area Scan (8x9x1): Measurement grid: dx=12mm, dy=12mm
Zoom Scan (7x7x7)/Cube 0: Measurement grid: dx=5mm, dy=5mm, dz=5mm
Peak SAR (extrapolated) = 12.5 W/kg
SAR(1 g) = 5.6 W/kg
Deviation(1 g) = 0.36%

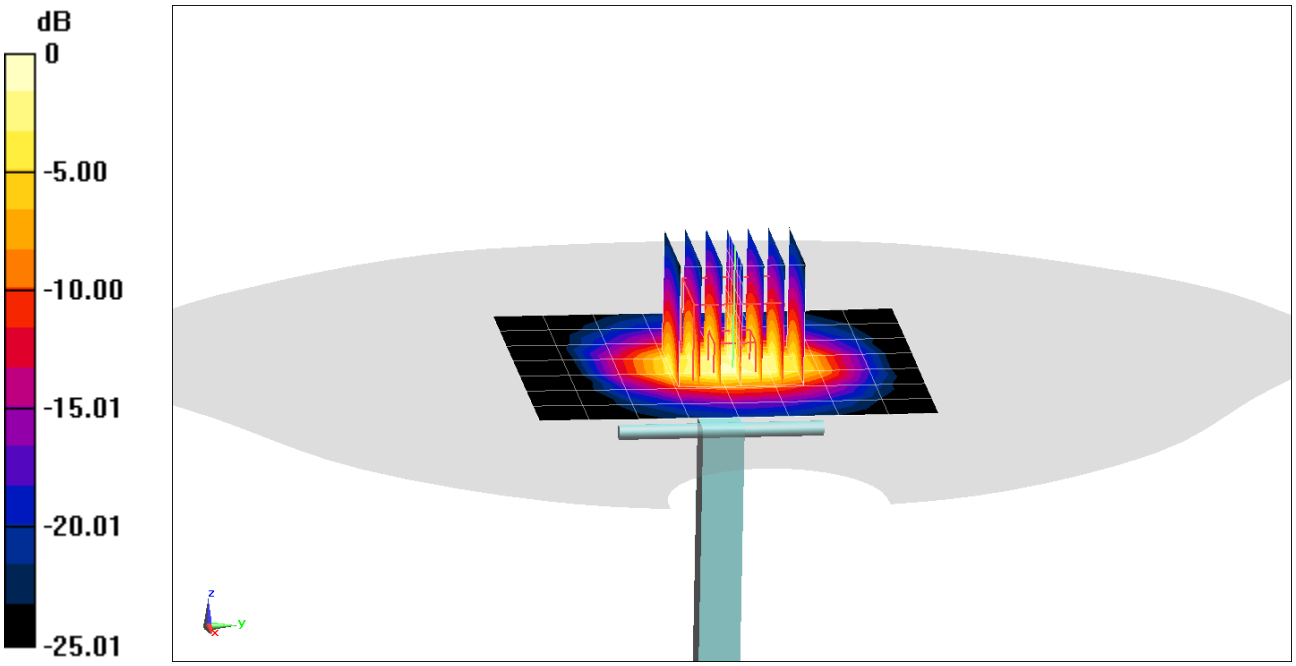

0 dB = 7.47 W/kg = 8.73 dBW/kg

PCTEST ENGINEERING LABORATORY, INC.

DUT: Dipole 835 MHz; Type: D835V2; Serial: 4d180

Communication System: UID 0, CW; Frequency: 835 MHz; Duty Cycle: 1:1
Medium: 835 Body Medium parameters used:
f = 835 MHz; σ = 1.004 S/m; ε_r = 53.814; ρ = 1000 kg/m^3
Phantom section: Flat Section; Space: 1.5 cm

Test Date: 07-16-2018; Ambient Temp: 22.3°C; Tissue Temp: 21.8°C

Probe: ES3DV3 - SN3287; ConvF(6.56, 6.56, 6.56); Calibrated: 9/18/2017;
Sensor-Surface: 3mm (Mechanical Surface Detection)
Electronics: DAE4 Sn1533; Calibrated: 1/26/2018
Phantom: Twin-SAM V8.0; Type: QD 000 P41 AA; Serial: 1935
Measurement SW: DASY52, Version 52.10;SEMCAD X Version 14.6.10 (7417)

835 MHz System Verification at 23.0 dBm (200 mW)

Area Scan (7x14x1): Measurement grid: dx=15mm, dy=15mm
Zoom Scan (5x5x7)/Cube 0: Measurement grid: dx=8mm, dy=8mm, dz=5mm
Peak SAR (extrapolated) = 3.05 W/kg
SAR(10 g) = 1.35 W/kg
Deviation(10 g) = 6.97%

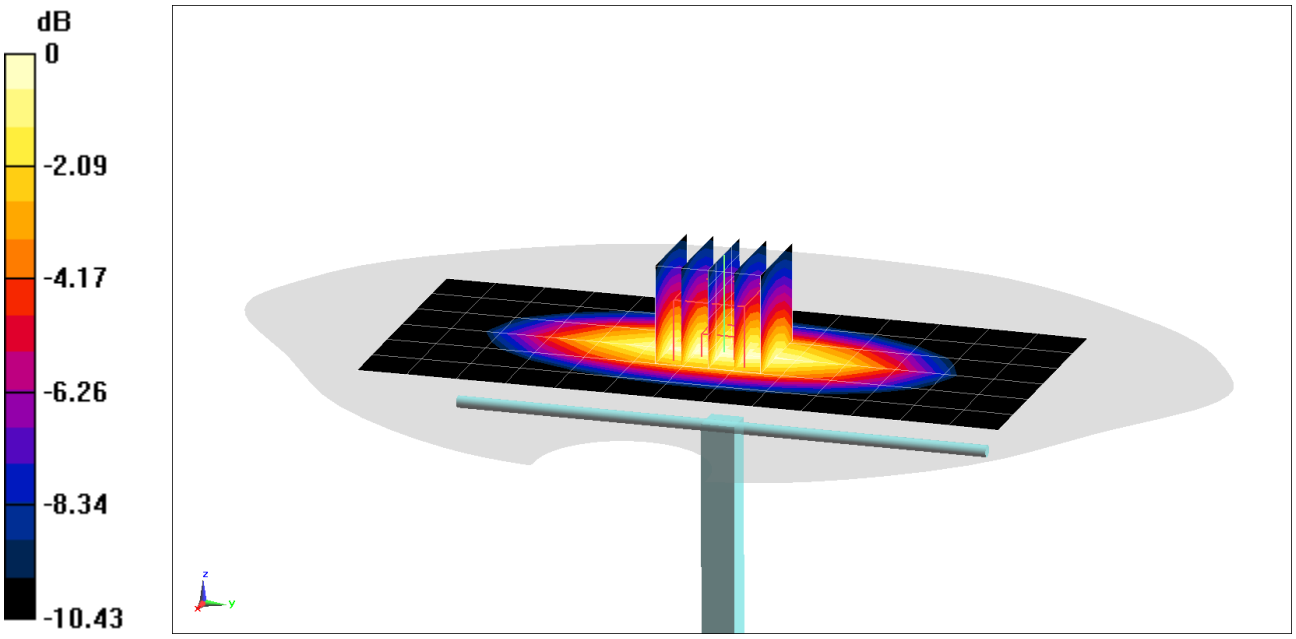

0 dB = 2.39 W/kg = 3.78 dBW/kg

PCTEST ENGINEERING LABORATORY, INC.

DUT: Dipole 850 MHz; Type: D850V2; Serial: 1009

Communication System: UID 0, CW (0); Frequency: 850 MHz; Duty Cycle: 1:1
Medium: 835 Body Medium parameters used:
f = 850 MHz; σ = 1.021 S/m; ε_r = 53.867; ρ = 1000 kg/m^3
Phantom section: Flat Section ; Space: 1.5 cm

Test Date: 07-23-2018; Ambient Temp: 21.6°C; Tissue Temp: 22.0°C

Probe: ES3DV3 - SN3275; ConvF(6.16, 6.16, 6.16); Calibrated: 4/12/2018;
Sensor-Surface: 3mm (Mechanical Surface Detection)
Electronics: DAE4 Sn501; Calibrated: 4/12/2018
Phantom: Twin-SAM V4.0; Type: QD 000 P40 CD; Serial: 1736
Measurement SW: DASY52, Version 52.10 (0);SEMCAD X Version 14.6.10 (7417)

850 MHz System Verification at 23.0 dBm (200 mW)

Area Scan (7x14x1): Measurement grid: dx=15mm, dy=15mm
Zoom Scan (5x5x7)/Cube 0: Measurement grid: dx=8mm, dy=8mm, dz=5mm
Peak SAR (extrapolated) = 3.00 W/kg
SAR(10 g) = 1.34 W/kg
Deviation(10 g) = 3.40%

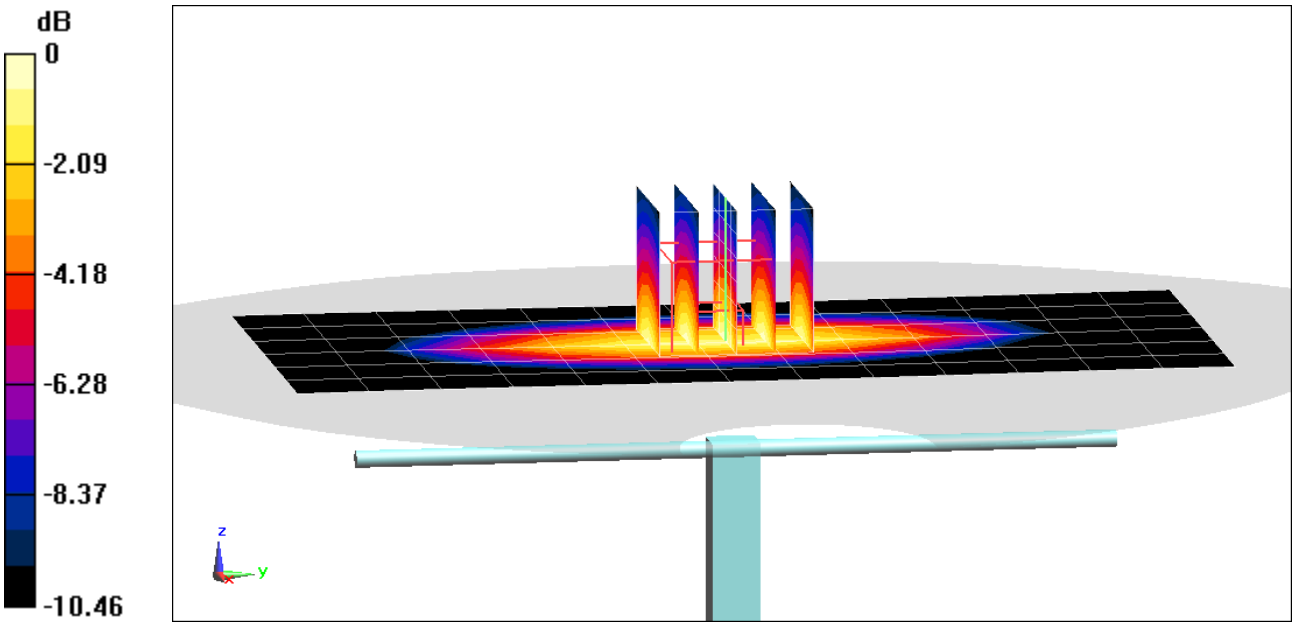

0 dB = 2.35 W/kg = 3.71 dBW/kg

PCTEST ENGINEERING LABORATORY, INC.

DUT: Dipole 2450 MHz; Type: D2450V2; Serial: 945

Communication System: UID 0, CW; Frequency: 2450 MHz; Duty Cycle: 1:1
Medium: 2450 Body Medium parameters used:
f = 2450 MHz; σ = 2.042 S/m; ε_r = 51.293; ρ = 1000 kg/m^3
Phantom section: Flat Section; Space: 1.0 cm

Test Date: 07-09-2018; Ambient Temp: 21.8°C; Tissue Temp: 20.7°C

Probe: ES3DV3 - SN3288; ConvF(4.51, 4.51, 4.51); Calibrated: 1/12/2018;
Sensor-Surface: 3mm (Mechanical Surface Detection)
Electronics: DAE4 Sn793; Calibrated: 1/18/2018
Phantom: Twin-SAM V4.0; Type: QD 000 P40 CC; Serial: 1596
Measurement SW: DASY52, Version 52.10;SEMCAD X Version 14.6.10 (7417)

2450 MHz System Verification at 20.0 dBm (100 mW)

Area Scan (8x9x1): Measurement grid: dx=12mm, dy=12mm
Zoom Scan (7x7x7)/Cube 0: Measurement grid: dx=5mm, dy=5mm, dz=5mm
Peak SAR (extrapolated) = 10.6 W/kg
SAR(10 g) = 2.34 W/kg
Deviation(10 g) = 0.86%

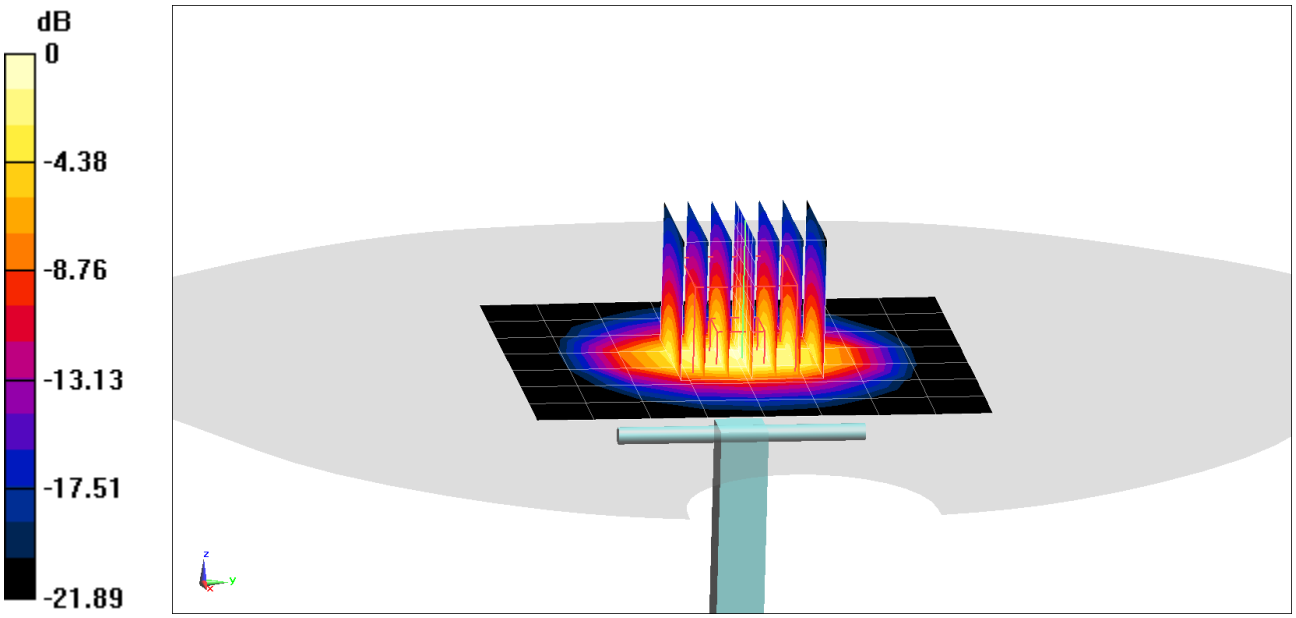

0 dB = 6.65 W/kg = 8.23 dBW/kg

PCTEST ENGINEERING LABORATORY, INC.

DUT: Dipole 2450 MHz; Type: D2450V2; Serial: 750

Communication System: UID 0, CW; Frequency: 2450 MHz; Duty Cycle: 1:1
Medium: 2450 Body Medium parameters used:
f = 2450 MHz; σ = 2.02 S/m; ε_r = 51.378; ρ = 1000 kg/m^3
Phantom section: Flat Section; Space: 1.0 cm

Test Date: 07-10-2018; Ambient Temp: 21.9°C; Tissue Temp: 21.7°C

Probe: ES3DV3 - SN3131; ConvF(4.45, 4.45, 4.45); Calibrated: 3/13/2018;
Sensor-Surface: 3mm (Mechanical Surface Detection)
Electronics: DAE4 Sn604; Calibrated: 3/7/2018
Phantom: SAM Main; Type: SAM 4.0; Serial: TP-1406
Measurement SW: DASY52, Version 52.10;SEMCAD X Version 14.6.10 (7417)

2450 MHz System Verification at 20.0 dBm (100 mW)

Area Scan (8x9x1): Measurement grid: dx=12mm, dy=12mm
Zoom Scan (7x7x7)/Cube 0: Measurement grid: dx=5mm, dy=5mm, dz=5mm
Peak SAR (extrapolated) = 11.0 W/kg
SAR(10 g) = 2.48 W/kg
Deviation(10 g) = 2.48%

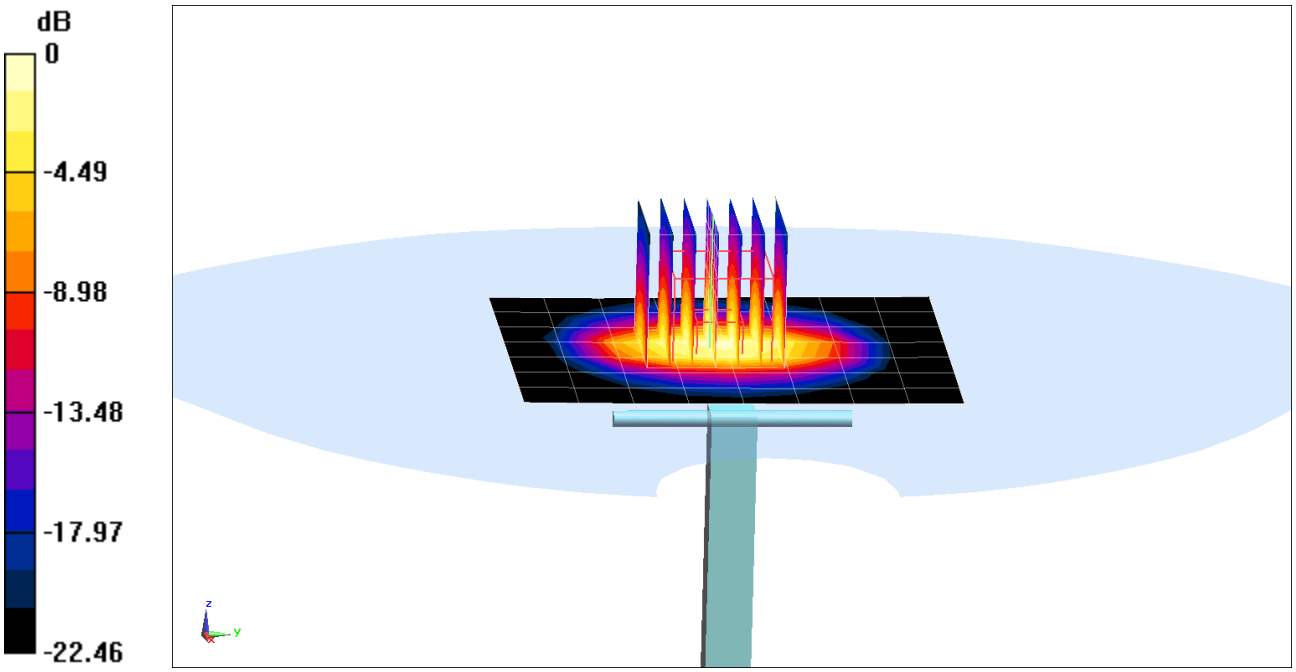

0 dB = 6.96 W/kg = 8.43 dBW/kg

PCTEST ENGINEERING LABORATORY, INC.

DUT: Dipole 2600 MHz; Type: D2600V2; Serial: 1009

Communication System: UID 0, CW; Frequency: 2600 MHz; Duty Cycle: 1:1
Medium: 2600 Body Medium parameters used:
f = 2600 MHz; σ = 2.254 S/m; ε_r = 50.326; ρ = 1000 kg/m^3
Phantom section: Flat Section; Space: 1.0 cm

Test Date: 07-19-2018; Ambient Temp: 20.5°C; Tissue Temp: 21.1°C

Probe: ES3DV3 - SN3288; ConvF(4.27, 4.27, 4.27); Calibrated: 1/12/2018;
Sensor-Surface: 3mm (Mechanical Surface Detection)
Electronics: DAE4 Sn793; Calibrated: 1/18/2018
Phantom: Twin-SAM V4.0; Type: QD 000 P40 CC; Serial: 1596
Measurement SW: DASY52, Version 52.10;SEMCAD X Version 14.6.10 (7417)

2600 MHz System Verification at 20.0 dBm (100 mW)

Area Scan (8x9x1): Measurement grid: dx=12mm, dy=12mm
Zoom Scan (7x7x7)/Cube 0: Measurement grid: dx=5mm, dy=5mm, dz=5mm
Peak SAR (extrapolated) = 13.2 W/kg
SAR(10 g) = 2.63 W/kg
Deviation(10 g) = 5.20%

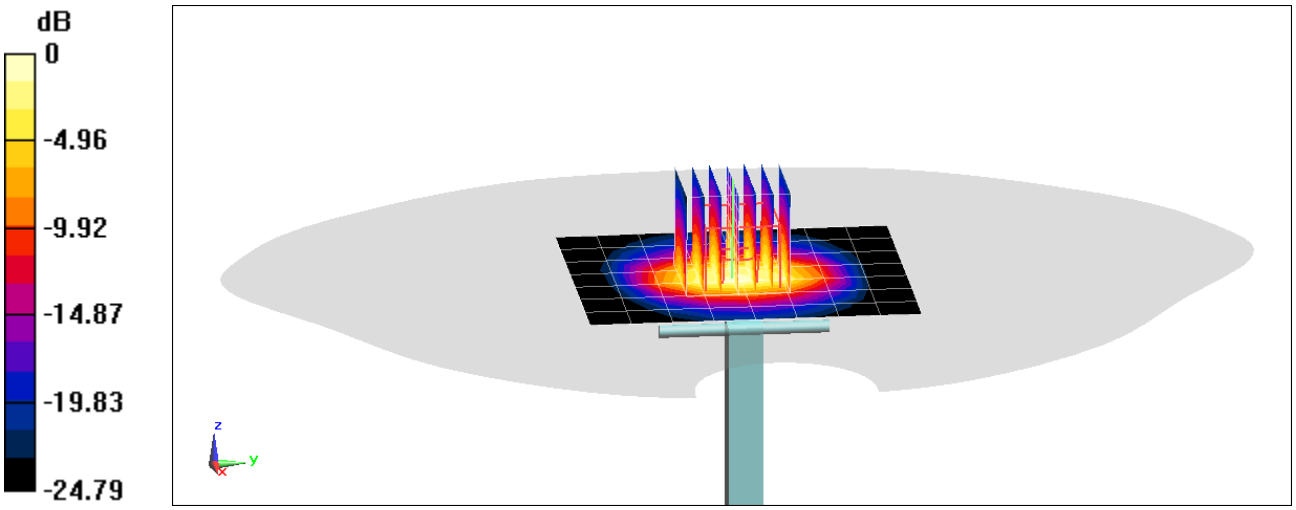

0 dB = 7.79 W/kg = 8.92 dBW/kg

APPENDIX C: PROBE CALIBRATION

© 2018 PCTEST Engineering Laboratory, Inc.

Calibration Laboratory of
Schmid & Partner
Engineering AG
Zeughausstrasse 43, 8004 Zurich, Switzerland

S Schweizerischer Kalibrierdienst
C Service suisse d'étalonnage
S Servizio svizzero di taratura
Swiss Calibration Service

Accredited by the Swiss Accreditation Service (SAS)
The Swiss Accreditation Service is one of the signatories to the EA Multilateral Agreement for the recognition of calibration certificates

Accreditation No.: SCS 0108

Client PC Test

Certificate No: ES3-3119_May18

CALIBRATION CERTIFICATE

Object: ES3DV3 - SN:3119

Calibration procedure(s): QA CAL-01.v9, QA CAL-23.v5, QA CAL-25.v6
Calibration procedure for dosimetric E-field probes

SC ✓ 5/31/2018

Calibration date: May 18, 2018

This calibration certificate documents the traceability to national standards, which realize the physical units of measurements (SI).
The measurements and the uncertainties with confidence probability are given on the following pages and are part of the certificate.

All calibrations have been conducted in the closed laboratory facility: environment temperature (22 ± 3)°C and humidity < 70%.

Calibration Equipment used (M&TE critical for calibration)

Primary Standards	ID	Cal Date (Certificate No.)	Scheduled Calibration
Power meter NRP	SN: 104778	04-Apr-18 (No. 217-02672/02673)	Apr-19
Power sensor NRP-Z91	SN: 103244	04-Apr-18 (No. 217-02672)	Apr-19
Power sensor NRP-Z91	SN: 103245	04-Apr-18 (No. 217-02673)	Apr-19
Reference 20 dB Attenuator	SN: S5277 (20x)	04-Apr-18 (No. 217-02682)	Apr-19
Reference Probe ES3DV2	SN: 3013	30-Dec-17 (No. ES3-3013_Dec17)	Dec-18
DAE4	SN: 660	21-Dec-17 (No. DAE4-660_Dec17)	Dec-18
Secondary Standards	ID	Check Date (in house)	Scheduled Check
Power meter E4419B	SN: GB41293874	06-Apr-16 (in house check Jun-16)	In house check: Jun-18
Power sensor E4412A	SN: MY41498087	06-Apr-16 (in house check Jun-16)	In house check: Jun-18
Power sensor E4412A	SN: 000110210	06-Apr-16 (in house check Jun-16)	In house check: Jun-18
RF generator HP 8648C	SN: US3642U01700	04-Aug-99 (in house check Jun-16)	In house check: Jun-18
Network Analyzer HP 8753E	SN: US37390585	18-Oct-01 (in house check Oct-17)	In house check: Oct-18

	Name	Function	Signature
Calibrated by:	Michael Weber	Laboratory Technician	M. Weber
Approved by:	Katja Pokovic	Technical Manager	

Issued: May 21, 2018

This calibration certificate shall not be reproduced except in full without written approval of the laboratory.

Glossary:

TSL	tissue simulating liquid
NORMx,y,z	sensitivity in free space
ConvF	sensitivity in TSL / NORMx,y,z
DCP	diode compression point
CF	crest factor (1/duty_cycle) of the RF signal
A, B, C, D	modulation dependent linearization parameters
Polarization φ	φ rotation around probe axis
Polarization ϑ	ϑ rotation around an axis that is in the plane normal to probe axis (at measurement center), i.e., ϑ = 0 is normal to probe axis
Connector Angle	information used in DASY system to align probe sensor X to the robot coordinate system

Calibration is Performed According to the Following Standards:

a) IEEE Std 1528-2013, "IEEE Recommended Practice for Determining the Peak Spatial-Averaged Specific Absorption Rate (SAR) in the Human Head from Wireless Communications Devices: Measurement Techniques", June 2013
b) IEC 62209-1, ", "Measurement procedure for the assessment of Specific Absorption Rate (SAR) from hand-held and body-mounted devices used next to the ear (frequency range of 300 MHz to 6 GHz)", July 2016
c) IEC 62209-2, "Procedure to determine the Specific Absorption Rate (SAR) for wireless communication devices used in close proximity to the human body (frequency range of 30 MHz to 6 GHz)", March 2010
d) KDB 865664, "SAR Measurement Requirements for 100 MHz to 6 GHz"

Methods Applied and Interpretation of Parameters:

- *NORMx,y,z:* Assessed for E-field polarization ϑ = 0 (f ≤ 900 MHz in TEM-cell; f > 1800 MHz: R22 waveguide). NORMx,y,z are only intermediate values, i.e., the uncertainties of NORMx,y,z does not affect the E^2-field uncertainty inside TSL (see below *ConvF*).
- *NORM(f)x,y,z = NORMx,y,z * frequency_response* (see Frequency Response Chart). This linearization is implemented in DASY4 software versions later than 4.2. The uncertainty of the frequency response is included in the stated uncertainty of *ConvF*.
- *DCPx,y,z:* DCP are numerical linearization parameters assessed based on the data of power sweep with CW signal (no uncertainty required). DCP does not depend on frequency nor media.
- *PAR:* PAR is the Peak to Average Ratio that is not calibrated but determined based on the signal characteristics
- *Ax,y,z; Bx,y,z; Cx,y,z; Dx,y,z; VRx,y,z: A, B, C, D* are numerical linearization parameters assessed based on the data of power sweep for specific modulation signal. The parameters do not depend on frequency nor media. *VR* is the maximum calibration range expressed in RMS voltage across the diode.
- *ConvF and Boundary Effect Parameters:* Assessed in flat phantom using E-field (or Temperature Transfer Standard for f ≤ 800 MHz) and inside waveguide using analytical field distributions based on power measurements for f > 800 MHz. The same setups are used for assessment of the parameters applied for boundary compensation (alpha, depth) of which typical uncertainty values are given. These parameters are used in DASY4 software to improve probe accuracy close to the boundary. The sensitivity in TSL corresponds to *NORMx,y,z * ConvF* whereby the uncertainty corresponds to that given for *ConvF*. A frequency dependent *ConvF* is used in DASY version 4.4 and higher which allows extending the validity from ± 50 MHz to ± 100 MHz.
- *Spherical isotropy (3D deviation from isotropy)*: in a field of low gradients realized using a flat phantom exposed by a patch antenna.
- *Sensor Offset*: The sensor offset corresponds to the offset of virtual measurement center from the probe tip (on probe axis). No tolerance required.
- *Connector Angle*: The angle is assessed using the information gained by determining the *NORMx* (no uncertainty required).

Probe ES3DV3

SN:3119

Manufactured: March 6, 2006
Calibrated: May 18, 2018

Calibrated for DASY/EASY Systems
(Note: non-compatible with DASY2 system!)

DASY/EASY - Parameters of Probe: ES3DV3 - SN:3119

Basic Calibration Parameters

	Sensor X	Sensor Y	Sensor Z	Unc (k=2)
Norm ($\mu V/(V/m)^2$)[A]	1.29	1.24	1.46	± 10.1 %
DCP (mV)[B]	103.8	100.9	104.2	

Modulation Calibration Parameters

UID	Communication System Name		A dB	B dB√μV	C	D dB	VR mV	Unc[E] (k=2)
0	CW	X	0.0	0.0	1.0	0.00	216.1	±3.5 %
		Y	0.0	0.0	1.0		211.8	
		Z	0.0	0.0	1.0		224.3	

Note: For details on UID parameters see Appendix.

Sensor Model Parameters

	C1 fF	C2 fF	α V^{-1}	T1 $ms.V^{-2}$	T2 $ms.V^{-1}$	T3 ms	T4 V^{-2}	T5 V^{-1}	T6
X	72.42	520.3	35.53	32.26	3.723	5.10	0.546	0.664	1.013
Y	69.42	504.6	36.16	29.8	3.581	5.10	0.322	0.714	1.012
Z	62.37	447.3	35.30	29.91	3.519	5.10	0.726	0.593	1.014

The reported uncertainty of measurement is stated as the standard uncertainty of measurement multiplied by the coverage factor k=2, which for a normal distribution corresponds to a coverage probability of approximately 95%.

[A] The uncertainties of Norm X,Y,Z do not affect the E^2-field uncertainty inside TSL (see Pages 5 and 6).
[B] Numerical linearization parameter: uncertainty not required.
[E] Uncertainty is determined using the max. deviation from linear response applying rectangular distribution and is expressed for the square of the field value.

DASY/EASY - Parameters of Probe: ES3DV3 - SN:3119

Calibration Parameter Determined in Head Tissue Simulating Media

f (MHz) [C]	Relative Permittivity [F]	Conductivity (S/m) [F]	ConvF X	ConvF Y	ConvF Z	Alpha [G]	Depth [G] (mm)	Unc (k=2)
750	41.9	0.89	6.18	6.18	6.18	0.80	1.17	± 12.0 %
835	41.5	0.90	5.96	5.96	5.96	0.80	1.12	± 12.0 %
1750	40.1	1.37	5.22	5.22	5.22	0.55	1.37	± 12.0 %
1900	40.0	1.40	4.97	4.97	4.97	0.71	1.21	± 12.0 %
2300	39.5	1.67	4.78	4.78	4.78	0.79	1.28	± 12.0 %
2450	39.2	1.80	4.58	4.58	4.58	0.60	1.44	± 12.0 %
2600	39.0	1.96	4.47	4.47	4.47	0.78	1.30	± 12.0 %

[C] Frequency validity above 300 MHz of ± 100 MHz only applies for DASY v4.4 and higher (see Page 2), else it is restricted to ± 50 MHz. The uncertainty is the RSS of the ConvF uncertainty at calibration frequency and the uncertainty for the indicated frequency band. Frequency validity below 300 MHz is ± 10, 25, 40, 50 and 70 MHz for ConvF assessments at 30, 64, 128, 150 and 220 MHz respectively. Above 5 GHz frequency validity can be extended to ± 110 MHz.

[F] At frequencies below 3 GHz, the validity of tissue parameters (ε and σ) can be relaxed to ± 10% if liquid compensation formula is applied to measured SAR values. At frequencies above 3 GHz, the validity of tissue parameters (ε and σ) is restricted to ± 5%. The uncertainty is the RSS of the ConvF uncertainty for indicated target tissue parameters.

[G] Alpha/Depth are determined during calibration. SPEAG warrants that the remaining deviation due to the boundary effect after compensation is always less than ± 1% for frequencies below 3 GHz and below ± 2% for frequencies between 3-6 GHz at any distance larger than half the probe tip diameter from the boundary.

DASY/EASY - Parameters of Probe: ES3DV3 - SN:3119

Calibration Parameter Determined in Body Tissue Simulating Media

f (MHz) [C]	Relative Permittivity [F]	Conductivity (S/m) [F]	ConvF X	ConvF Y	ConvF Z	Alpha [G]	Depth [G] (mm)	Unc (k=2)
750	55.5	0.96	6.01	6.01	6.01	0.80	1.16	± 12.0 %
835	55.2	0.97	5.84	5.84	5.84	0.68	1.25	± 12.0 %
1750	53.4	1.49	4.87	4.87	4.87	0.52	1.51	± 12.0 %
1900	53.3	1.52	4.65	4.65	4.65	0.60	1.45	± 12.0 %
2300	52.9	1.81	4.52	4.52	4.52	0.80	1.30	± 12.0 %
2450	52.7	1.95	4.42	4.42	4.42	0.72	1.30	± 12.0 %
2600	52.5	2.16	4.24	4.24	4.24	0.80	1.25	± 12.0 %

[C] Frequency validity above 300 MHz of ± 100 MHz only applies for DASY v4.4 and higher (see Page 2), else it is restricted to ± 50 MHz. The uncertainty is the RSS of the ConvF uncertainty at calibration frequency and the uncertainty for the indicated frequency band. Frequency validity below 300 MHz is ± 10, 25, 40, 50 and 70 MHz for ConvF assessments at 30, 64, 128, 150 and 220 MHz respectively. Above 5 GHz frequency validity can be extended to ± 110 MHz.

[F] At frequencies below 3 GHz, the validity of tissue parameters (ε and σ) can be relaxed to ± 10% if liquid compensation formula is applied to measured SAR values. At frequencies above 3 GHz, the validity of tissue parameters (ε and σ) is restricted to ± 5%. The uncertainty is the RSS of the ConvF uncertainty for indicated target tissue parameters.

[G] Alpha/Depth are determined during calibration. SPEAG warrants that the remaining deviation due to the boundary effect after compensation is always less than ± 1% for frequencies below 3 GHz and below ± 2% for frequencies between 3-6 GHz at any distance larger than half the probe tip diameter from the boundary.

Frequency Response of E-Field

(TEM-Cell:ifi110 EXX, Waveguide: R22)

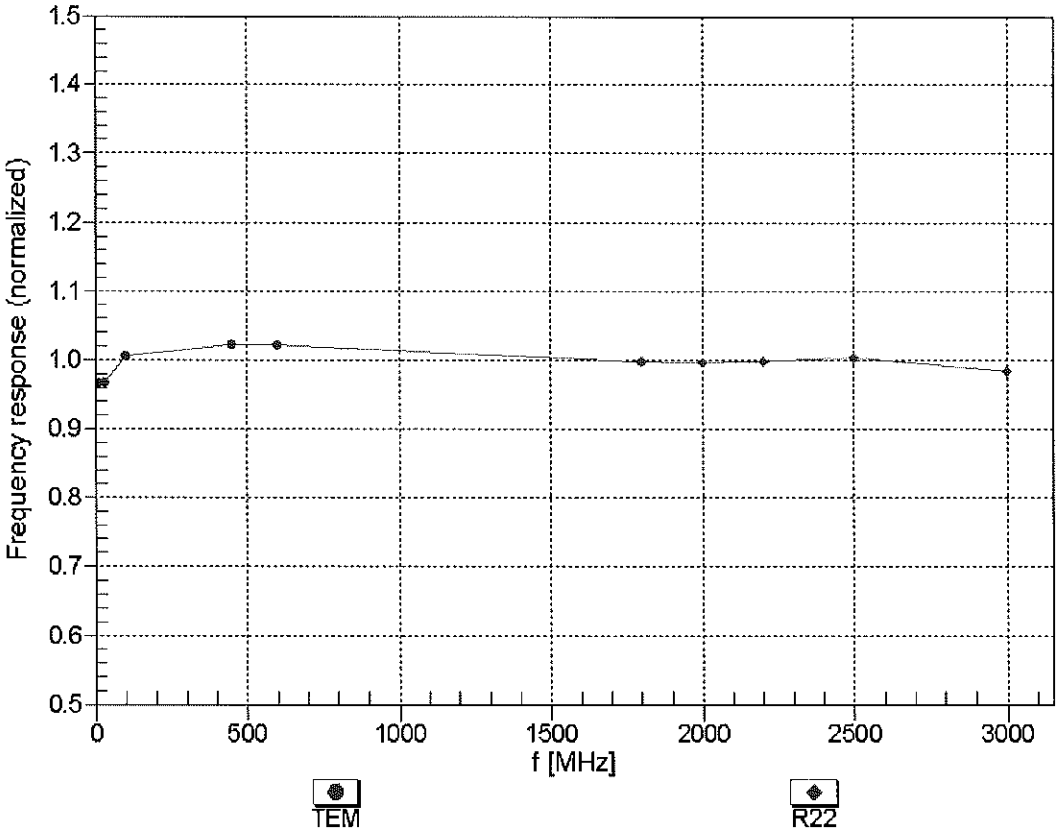

Uncertainty of Frequency Response of E-field: ± 6.3% (k=2)

Receiving Pattern (ϕ), ϑ = 0°

f=600 MHz,TEM

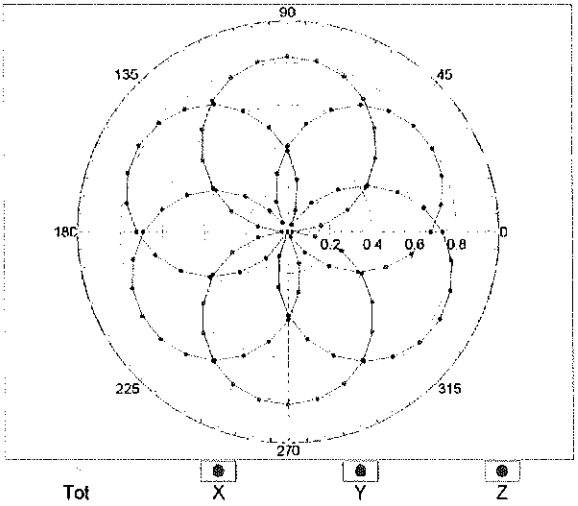

f=1800 MHz,R22

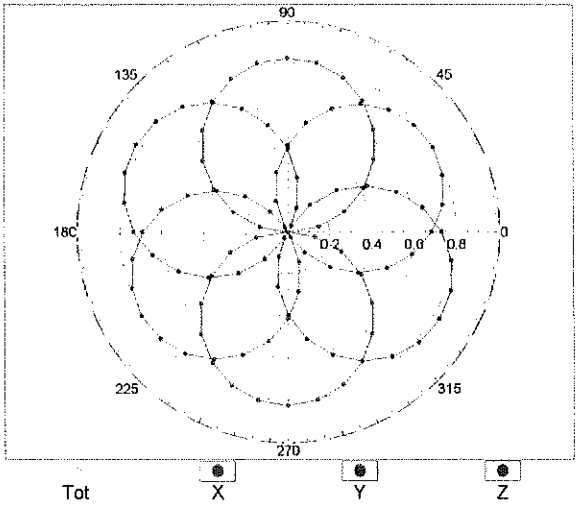

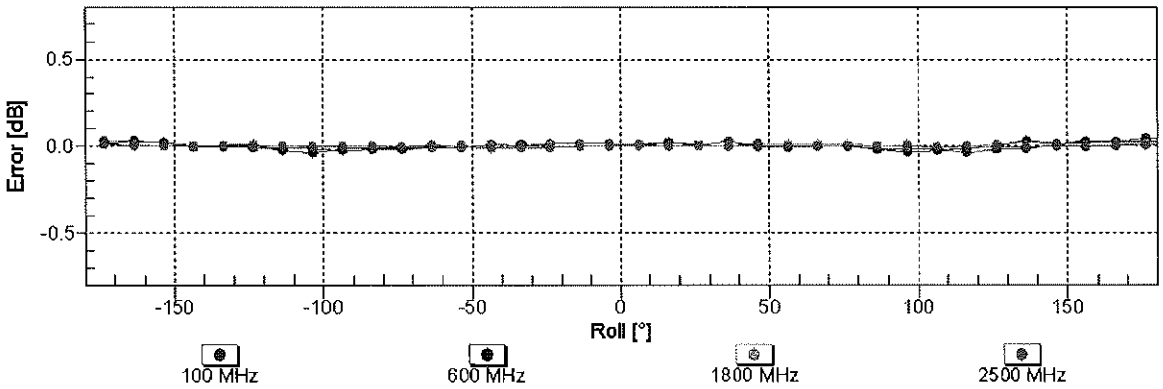

Uncertainty of Axial Isotropy Assessment: ± 0.5% (k=2)

Dynamic Range f(SAR$_{head}$)

(TEM cell , f_{eval}= 1900 MHz)

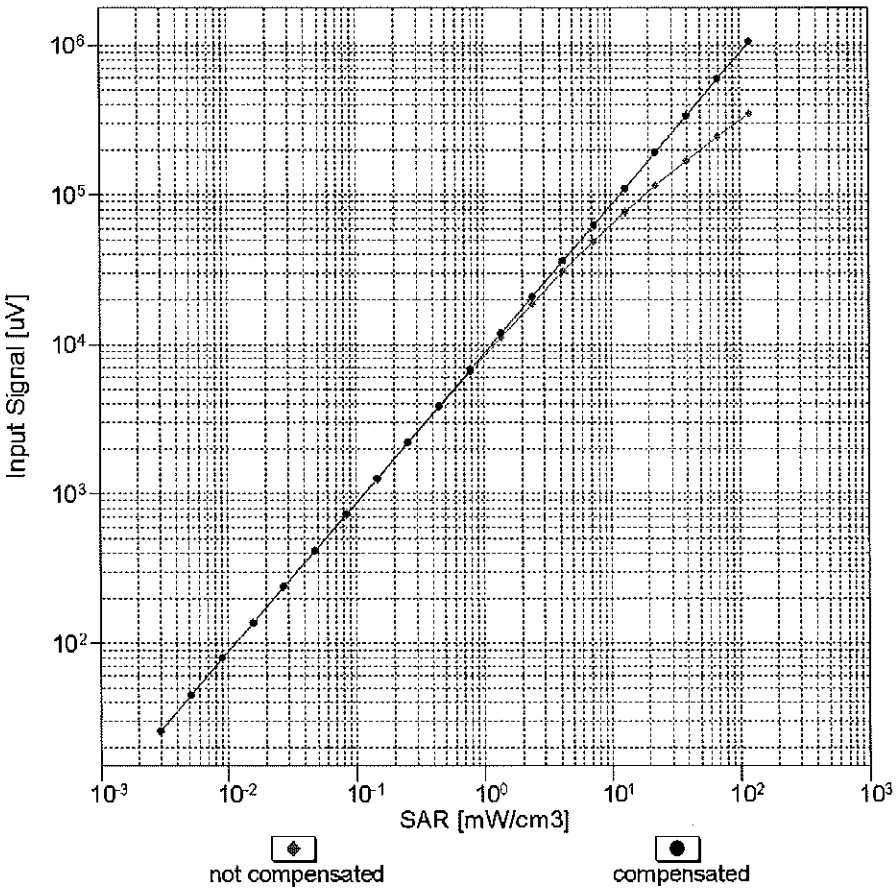

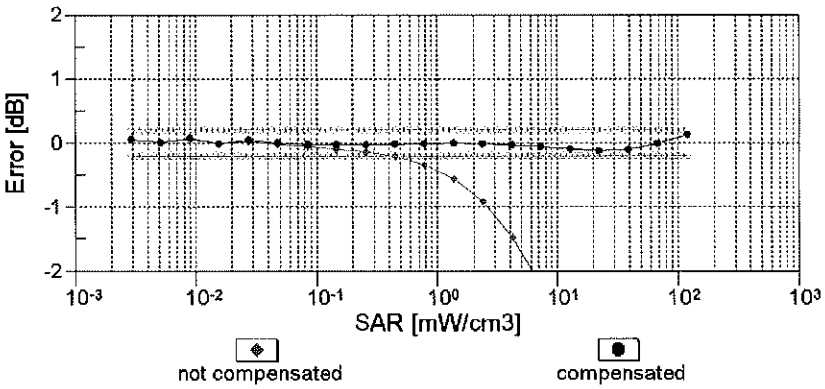

Uncertainty of Linearity Assessment: ± 0.6% (k=2)

Conversion Factor Assessment

f = 835 MHz,WGLS R9 (H_convF)

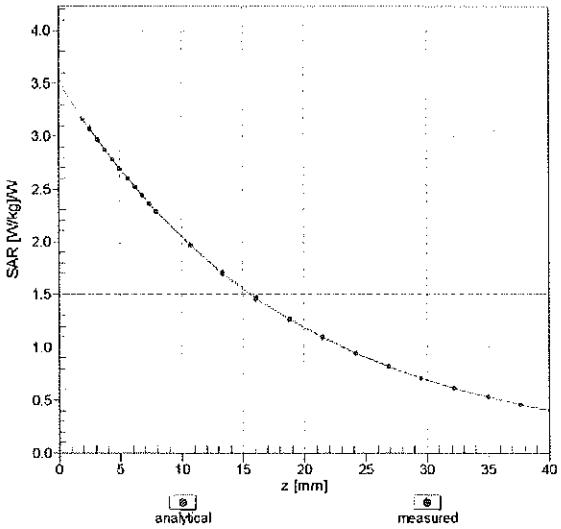

f = 1900 MHz,WGLS R22 (H_convF)

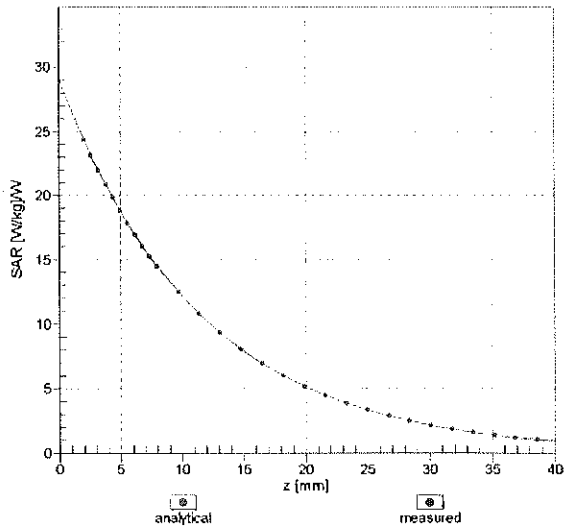

Deviation from Isotropy in Liquid

Error (ϕ, ϑ), f = 900 MHz

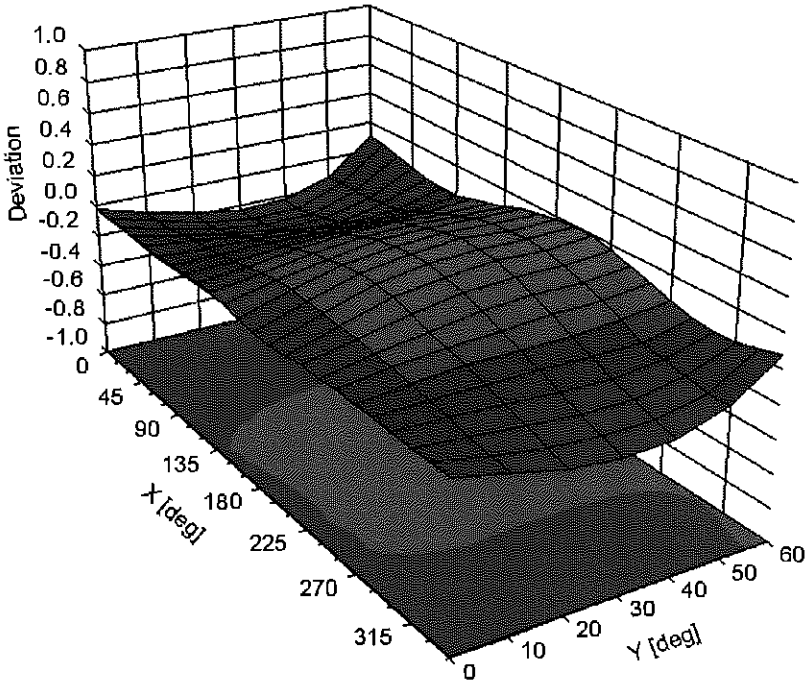

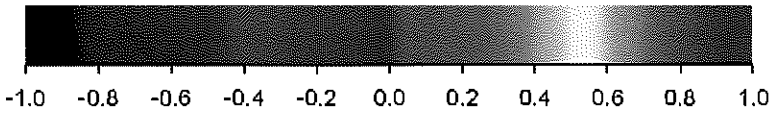

Uncertainty of Spherical Isotropy Assessment: ± 2.6% (k=2)

DASY/EASY - Parameters of Probe: ES3DV3 - SN:3119

Other Probe Parameters

Sensor Arrangement	Triangular
Connector Angle (°)	116.5
Mechanical Surface Detection Mode	enabled
Optical Surface Detection Mode	disabled
Probe Overall Length	337 mm
Probe Body Diameter	10 mm
Tip Length	10 mm
Tip Diameter	4 mm
Probe Tip to Sensor X Calibration Point	2 mm
Probe Tip to Sensor Y Calibration Point	2 mm
Probe Tip to Sensor Z Calibration Point	2 mm
Recommended Measurement Distance from Surface	3 mm

Appendix: Modulation Calibration Parameters

UID	Communication System Name		A dB	B dB√μV	C	D dB	VR mV	Max Unc[E] (k=2)
0	CW	X	0.00	0.00	1.00	0.00	216.1	± 3.5 %
		Y	0.00	0.00	1.00		211.8	
		Z	0.00	0.00	1.00		224.3	
10010-CAA	SAR Validation (Square, 100ms, 10ms)	X	8.73	79.24	19.64	10.00	25.0	± 9.6 %
		Y	8.22	78.60	19.24		25.0	
		Z	8.30	78.73	19.30		25.0	
10011-CAB	UMTS-FDD (WCDMA)	X	1.18	69.40	16.37	0.00	150.0	± 9.6 %
		Y	1.00	66.42	14.47		150.0	
		Z	1.02	66.81	14.65		150.0	
10012-CAB	IEEE 802.11b WiFi 2.4 GHz (DSSS, 1 Mbps)	X	1.35	65.74	16.29	0.41	150.0	± 9.6 %
		Y	1.27	64.54	15.34		150.0	
		Z	1.29	64.83	15.46		150.0	
10013-CAB	IEEE 802.11g WiFi 2.4 GHz (DSSS-OFDM, 6 Mbps)	X	5.27	67.30	17.53	1.46	150.0	± 9.6 %
		Y	5.21	67.06	17.33		150.0	
		Z	5.19	67.24	17.38		150.0	
10021-DAC	GSM-FDD (TDMA, GMSK)	X	13.20	87.31	24.20	9.39	50.0	± 9.6 %
		Y	14.24	89.06	24.72		50.0	
		Z	13.07	87.41	24.10		50.0	
10023-DAC	GPRS-FDD (TDMA, GMSK, TN 0)	X	12.71	86.51	23.97	9.57	50.0	± 9.6 %
		Y	13.48	87.95	24.39		50.0	
		Z	12.52	86.52	23.84		50.0	
10024-DAC	GPRS-FDD (TDMA, GMSK, TN 0-1)	X	29.44	100.96	26.87	6.56	60.0	± 9.6 %
		Y	36.27	104.28	27.64		60.0	
		Z	27.08	99.64	26.30		60.0	
10025-DAC	EDGE-FDD (TDMA, 8PSK, TN 0)	X	19.40	104.04	39.34	12.57	50.0	± 9.6 %
		Y	15.24	96.91	36.40		50.0	
		Z	19.47	104.97	39.82		50.0	
10026-DAC	EDGE-FDD (TDMA, 8PSK, TN 0-1)	X	19.15	100.47	34.47	9.56	60.0	± 9.6 %
		Y	16.00	96.21	32.83		60.0	
		Z	18.67	100.57	34.57		60.0	
10027-DAC	GPRS-FDD (TDMA, GMSK, TN 0-1-2)	X	100.00	118.39	30.10	4.80	80.0	± 9.6 %
		Y	100.00	118.07	29.78		80.0	
		Z	100.00	117.92	29.73		80.0	
10028-DAC	GPRS-FDD (TDMA, GMSK, TN 0-1-2-3)	X	100.00	118.11	29.09	3.55	100.0	± 9.6 %
		Y	100.00	117.47	28.62		100.0	
		Z	100.00	117.40	28.61		100.0	
10029-DAC	EDGE-FDD (TDMA, 8PSK, TN 0-1-2)	X	14.41	94.58	31.36	7.80	80.0	± 9.6 %
		Y	11.98	90.47	29.74		80.0	
		Z	13.55	93.77	31.11		80.0	
10030-CAA	IEEE 802.15.1 Bluetooth (GFSK, DH1)	X	71.37	113.48	29.28	5.30	70.0	± 9.6 %
		Y	80.38	114.95	29.42		70.0	
		Z	51.73	108.49	27.78		70.0	
10031-CAA	IEEE 802.15.1 Bluetooth (GFSK, DH3)	X	100.00	119.05	27.84	1.88	100.0	± 9.6 %
		Y	100.00	116.75	26.65		100.0	
		Z	100.00	116.98	26.79		100.0	

10032-CAA	IEEE 802.15.1 Bluetooth (GFSK, DH5)	X	100.00	122.71	28.21	1.17	100.0	± 9.6 %
		Y	100.00	117.99	26.02		100.0	
		Z	100.00	118.71	26.38		100.0	
10033-CAA	IEEE 802.15.1 Bluetooth (PI/4-DQPSK, DH1)	X	13.57	91.65	25.57	5.30	70.0	± 9.6 %
		Y	11.95	89.62	24.76		70.0	
		Z	11.45	88.56	24.23		70.0	
10034-CAA	IEEE 802.15.1 Bluetooth (PI/4-DQPSK, DH3)	X	7.28	86.87	22.66	1.88	100.0	± 9.6 %
		Y	5.23	81.63	20.57		100.0	
		Z	5.28	81.38	20.22		100.0	
10035-CAA	IEEE 802.15.1 Bluetooth (PI/4-DQPSK, DH5)	X	4.50	81.61	20.64	1.17	100.0	± 9.6 %
		Y	3.25	76.50	18.39		100.0	
		Z	3.35	76.72	18.21		100.0	
10036-CAA	IEEE 802.15.1 Bluetooth (8-DPSK, DH1)	X	15.24	93.77	26.32	5.30	70.0	± 9.6 %
		Y	13.48	91.82	25.54		70.0	
		Z	12.71	90.45	24.91		70.0	
10037-CAA	IEEE 802.15.1 Bluetooth (8-DPSK, DH3)	X	7.19	86.72	22.57	1.88	100.0	± 9.6 %
		Y	5.11	81.33	20.42		100.0	
		Z	5.15	81.11	20.08		100.0	
10038-CAA	IEEE 802.15.1 Bluetooth (8-DPSK, DH5)	X	4.68	82.42	21.00	1.17	100.0	± 9.6 %
		Y	3.33	77.08	18.69		100.0	
		Z	3.43	77.26	18.50		100.0	
10039-CAB	CDMA2000 (1xRTT, RC1)	X	2.16	73.15	17.25	0.00	150.0	± 9.6 %
		Y	1.77	69.93	15.42		150.0	
		Z	1.72	70.01	15.21		150.0	
10042-CAB	IS-54 / IS-136 FDD (TDMA/FDM, PI/4-DQPSK, Halfrate)	X	18.43	92.51	24.39	7.78	50.0	± 9.6 %
		Y	20.51	94.38	24.83		50.0	
		Z	17.67	91.92	24.02		50.0	
10044-CAA	IS-91/EIA/TIA-553 FDD (FDMA, FM)	X	0.00	122.09	1.31	0.00	150.0	± 9.6 %
		Y	0.04	110.13	12.38		150.0	
		Z	0.00	105.54	4.08		150.0	
10048-CAA	DECT (TDD, TDMA/FDM, GFSK, Full Slot, 24)	X	10.37	80.17	23.48	13.80	25.0	± 9.6 %
		Y	10.36	80.56	23.53		25.0	
		Z	10.13	80.12	23.33		25.0	
10049-CAA	DECT (TDD, TDMA/FDM, GFSK, Double Slot, 12)	X	11.21	83.49	23.32	10.79	40.0	± 9.6 %
		Y	11.43	84.26	23.51		40.0	
		Z	11.02	83.48	23.17		40.0	
10056-CAA	UMTS-TDD (TD-SCDMA, 1.28 Mcps)	X	11.59	84.51	24.03	9.03	50.0	± 9.6 %
		Y	11.18	84.11	23.78		50.0	
		Z	11.20	84.06	23.67		50.0	
10058-DAC	EDGE-FDD (TDMA, 8PSK, TN 0-1-2-3)	X	11.19	89.96	29.01	6.55	100.0	± 9.6 %
		Y	9.36	86.15	27.45		100.0	
		Z	10.26	88.57	28.50		100.0	
10059-CAB	IEEE 802.11b WiFi 2.4 GHz (DSSS, 2 Mbps)	X	1.57	68.22	17.45	0.61	110.0	± 9.6 %
		Y	1.45	66.58	16.33		110.0	
		Z	1.47	66.93	16.46		110.0	
10060-CAB	IEEE 802.11b WiFi 2.4 GHz (DSSS, 5.5 Mbps)	X	100.00	130.04	33.38	1.30	110.0	± 9.6 %
		Y	26.92	109.88	28.23		110.0	
		Z	34.27	113.21	29.05		110.0	

10061-CAB	IEEE 802.11b WiFi 2.4 GHz (DSSS, 11 Mbps)	X	11.36	96.78	27.09	2.04	110.0	± 9.6 %
		Y	7.01	88.67	24.31		110.0	
		Z	7.44	89.54	24.54		110.0	
10062-CAC	IEEE 802.11a/h WiFi 5 GHz (OFDM, 6 Mbps)	X	4.98	67.03	16.80	0.49	100.0	± 9.6 %
		Y	4.93	66.80	16.61		100.0	
		Z	4.88	66.93	16.62		100.0	
10063-CAC	IEEE 802.11a/h WiFi 5 GHz (OFDM, 9 Mbps)	X	5.03	67.22	16.96	0.72	100.0	± 9.6 %
		Y	4.97	66.97	16.76		100.0	
		Z	4.93	67.10	16.77		100.0	
10064-CAC	IEEE 802.11a/h WiFi 5 GHz (OFDM, 12 Mbps)	X	5.40	67.60	17.24	0.86	100.0	± 9.6 %
		Y	5.33	67.36	17.04		100.0	
		Z	5.27	67.47	17.06		100.0	
10065-CAC	IEEE 802.11a/h WiFi 5 GHz (OFDM, 18 Mbps)	X	5.30	67.66	17.42	1.21	100.0	± 9.6 %
		Y	5.24	67.40	17.21		100.0	
		Z	5.19	67.53	17.24		100.0	
10066-CAC	IEEE 802.11a/h WiFi 5 GHz (OFDM, 24 Mbps)	X	5.37	67.83	17.66	1.46	100.0	± 9.6 %
		Y	5.30	67.55	17.45		100.0	
		Z	5.25	67.70	17.49		100.0	
10067-CAC	IEEE 802.11a/h WiFi 5 GHz (OFDM, 36 Mbps)	X	5.70	67.99	18.14	2.04	100.0	± 9.6 %
		Y	5.63	67.72	17.92		100.0	
		Z	5.59	67.91	17.99		100.0	
10068-CAC	IEEE 802.11a/h WiFi 5 GHz (OFDM, 48 Mbps)	X	5.88	68.47	18.56	2.55	100.0	± 9.6 %
		Y	5.80	68.16	18.32		100.0	
		Z	5.76	68.35	18.40		100.0	
10069-CAC	IEEE 802.11a/h WiFi 5 GHz (OFDM, 54 Mbps)	X	5.95	68.35	18.73	2.67	100.0	± 9.6 %
		Y	5.87	68.05	18.49		100.0	
		Z	5.84	68.31	18.61		100.0	
10071-CAB	IEEE 802.11g WiFi 2.4 GHz (DSSS/OFDM, 9 Mbps)	X	5.43	67.58	17.94	1.99	100.0	± 9.6 %
		Y	5.37	67.33	17.73		100.0	
		Z	5.35	67.53	17.80		100.0	
10072-CAB	IEEE 802.11g WiFi 2.4 GHz (DSSS/OFDM, 12 Mbps)	X	5.53	68.22	18.29	2.30	100.0	± 9.6 %
		Y	5.45	67.92	18.06		100.0	
		Z	5.43	68.14	18.14		100.0	
10073-CAB	IEEE 802.11g WiFi 2.4 GHz (DSSS/OFDM, 18 Mbps)	X	5.69	68.63	18.74	2.83	100.0	± 9.6 %
		Y	5.60	68.30	18.49		100.0	
		Z	5.60	68.56	18.60		100.0	
10074-CAB	IEEE 802.11g WiFi 2.4 GHz (DSSS/OFDM, 24 Mbps)	X	5.74	68.79	19.06	3.30	100.0	± 9.6 %
		Y	5.65	68.42	18.78		100.0	
		Z	5.65	68.70	18.90		100.0	
10075-CAB	IEEE 802.11g WiFi 2.4 GHz (DSSS/OFDM, 36 Mbps)	X	5.96	69.48	19.66	3.82	90.0	± 9.6 %
		Y	5.85	69.02	19.33		90.0	
		Z	5.85	69.31	19.47		90.0	
10076-CAB	IEEE 802.11g WiFi 2.4 GHz (DSSS/OFDM, 48 Mbps)	X	5.96	69.26	19.77	4.15	90.0	± 9.6 %
		Y	5.85	68.80	19.43		90.0	
		Z	5.87	69.15	19.61		90.0	
10077-CAB	IEEE 802.11g WiFi 2.4 GHz (DSSS/OFDM, 54 Mbps)	X	6.00	69.36	19.88	4.30	90.0	± 9.6 %
		Y	5.89	68.89	19.54		90.0	
		Z	5.91	69.25	19.72		90.0	

10081-CAB	CDMA2000 (1xRTT, RC3)	X	1.08	68.35	14.76	0.00	150.0	± 9.6 %
		Y	0.89	65.35	12.75		150.0	
		Z	0.86	65.31	12.50		150.0	
10082-CAB	IS-54 / IS-136 FDD (TDMA/FDM, PI/4-DQPSK, Fullrate)	X	2.63	65.24	10.07	4.77	80.0	± 9.6 %
		Y	2.38	64.43	9.48		80.0	
		Z	2.42	64.64	9.62		80.0	
10090-DAC	GPRS-FDD (TDMA, GMSK, TN 0-4)	X	28.70	100.61	26.81	6.56	60.0	± 9.6 %
		Y	35.30	103.92	27.58		60.0	
		Z	26.48	99.34	26.25		60.0	
10097-CAB	UMTS-FDD (HSDPA)	X	1.91	67.94	16.12	0.00	150.0	± 9.6 %
		Y	1.79	66.66	15.20		150.0	
		Z	1.79	66.89	15.24		150.0	
10098-CAB	UMTS-FDD (HSUPA, Subtest 2)	X	1.87	67.94	16.10	0.00	150.0	± 9.6 %
		Y	1.75	66.61	15.16		150.0	
		Z	1.75	66.86	15.20		150.0	
10099-DAC	EDGE-FDD (TDMA, 8PSK, TN 0-4)	X	19.04	100.29	34.41	9.56	60.0	± 9.6 %
		Y	15.94	96.08	32.79		60.0	
		Z	18.56	100.39	34.51		60.0	
10100-CAD	LTE-FDD (SC-FDMA, 100% RB, 20 MHz, QPSK)	X	3.45	71.42	17.07	0.00	150.0	± 9.6 %
		Y	3.20	70.01	16.28		150.0	
		Z	3.18	70.12	16.33		150.0	
10101-CAD	LTE-FDD (SC-FDMA, 100% RB, 20 MHz, 16-QAM)	X	3.47	68.22	16.25	0.00	150.0	± 9.6 %
		Y	3.36	67.53	15.79		150.0	
		Z	3.32	67.60	15.80		150.0	
10102-CAD	LTE-FDD (SC-FDMA, 100% RB, 20 MHz, 64-QAM)	X	3.56	68.08	16.30	0.00	150.0	± 9.6 %
		Y	3.46	67.47	15.88		150.0	
		Z	3.42	67.51	15.88		150.0	
10103-CAD	LTE-TDD (SC-FDMA, 100% RB, 20 MHz, QPSK)	X	8.64	77.20	20.80	3.98	65.0	± 9.6 %
		Y	8.38	76.89	20.66		65.0	
		Z	8.29	76.81	20.60		65.0	
10104-CAD	LTE-TDD (SC-FDMA, 100% RB, 20 MHz, 16-QAM)	X	8.95	76.81	21.55	3.98	65.0	± 9.6 %
		Y	8.55	76.08	21.19		65.0	
		Z	8.63	76.46	21.35		65.0	
10105-CAD	LTE-TDD (SC-FDMA, 100% RB, 20 MHz, 64-QAM)	X	8.33	75.39	21.22	3.98	65.0	± 9.6 %
		Y	7.70	74.02	20.57		65.0	
		Z	8.09	75.17	21.07		65.0	
10108-CAE	LTE-FDD (SC-FDMA, 100% RB, 10 MHz, QPSK)	X	3.06	70.58	16.90	0.00	150.0	± 9.6 %
		Y	2.84	69.23	16.10		150.0	
		Z	2.81	69.34	16.16		150.0	
10109-CAE	LTE-FDD (SC-FDMA, 100% RB, 10 MHz, 16-QAM)	X	3.15	67.99	16.20	0.00	150.0	± 9.6 %
		Y	3.03	67.27	15.70		150.0	
		Z	2.99	67.33	15.69		150.0	
10110-CAE	LTE-FDD (SC-FDMA, 100% RB, 5 MHz, QPSK)	X	2.53	69.63	16.63	0.00	150.0	± 9.6 %
		Y	2.34	68.24	15.76		150.0	
		Z	2.30	68.40	15.82		150.0	
10111-CAE	LTE-FDD (SC-FDMA, 100% RB, 5 MHz, 16-QAM)	X	2.82	68.33	16.43	0.00	150.0	± 9.6 %
		Y	2.70	67.57	15.88		150.0	
		Z	2.66	67.62	15.81		150.0	

10112-CAE	LTE-FDD (SC-FDMA, 100% RB, 10 MHz, 64-QAM)	X	3.26	67.85	16.20	0.00	150.0	± 9.6 %
		Y	3.15	67.21	15.75		150.0	
		Z	3.11	67.27	15.73		150.0	
10113-CAE	LTE-FDD (SC-FDMA, 100% RB, 5 MHz, 64-QAM)	X	2.97	68.34	16.51	0.00	150.0	± 9.6 %
		Y	2.86	67.66	16.01		150.0	
		Z	2.81	67.71	15.93		150.0	
10114-CAC	IEEE 802.11n (HT Greenfield, 13.5 Mbps, BPSK)	X	5.32	67.42	16.55	0.00	150.0	± 9.6 %
		Y	5.26	67.16	16.36		150.0	
		Z	5.21	67.21	16.35		150.0	
10115-CAC	IEEE 802.11n (HT Greenfield, 81 Mbps, 16-QAM)	X	5.74	67.85	16.77	0.00	150.0	± 9.6 %
		Y	5.67	67.57	16.57		150.0	
		Z	5.59	67.55	16.53		150.0	
10116-CAC	IEEE 802.11n (HT Greenfield, 135 Mbps, 64-QAM)	X	5.45	67.66	16.59	0.00	150.0	± 9.6 %
		Y	5.39	67.42	16.41		150.0	
		Z	5.34	67.49	16.41		150.0	
10117-CAC	IEEE 802.11n (HT Mixed, 13.5 Mbps, BPSK)	X	5.32	67.43	16.58	0.00	150.0	± 9.6 %
		Y	5.27	67.20	16.39		150.0	
		Z	5.22	67.24	16.39		150.0	
10118-CAC	IEEE 802.11n (HT Mixed, 81 Mbps, 16-QAM)	X	5.75	67.79	16.74	0.00	150.0	± 9.6 %
		Y	5.70	67.57	16.57		150.0	
		Z	5.66	67.71	16.62		150.0	
10119-CAC	IEEE 802.11n (HT Mixed, 135 Mbps, 64-QAM)	X	5.42	67.62	16.58	0.00	150.0	± 9.6 %
		Y	5.37	67.40	16.41		150.0	
		Z	5.32	67.45	16.41		150.0	
10140-CAD	LTE-FDD (SC-FDMA, 100% RB, 15 MHz, 16-QAM)	X	3.62	68.08	16.23	0.00	150.0	± 9.6 %
		Y	3.52	67.48	15.81		150.0	
		Z	3.47	67.53	15.81		150.0	
10141-CAD	LTE-FDD (SC-FDMA, 100% RB, 15 MHz, 64-QAM)	X	3.73	68.07	16.35	0.00	150.0	± 9.6 %
		Y	3.63	67.52	15.97		150.0	
		Z	3.59	67.57	15.96		150.0	
10142-CAD	LTE-FDD (SC-FDMA, 100% RB, 3 MHz, QPSK)	X	2.30	69.51	16.49	0.00	150.0	± 9.6 %
		Y	2.11	68.01	15.52		150.0	
		Z	2.07	68.17	15.52		150.0	
10143-CAD	LTE-FDD (SC-FDMA, 100% RB, 3 MHz, 16-QAM)	X	2.70	68.91	16.38	0.00	150.0	± 9.6 %
		Y	2.56	68.00	15.71		150.0	
		Z	2.50	68.03	15.56		150.0	
10144-CAD	LTE-FDD (SC-FDMA, 100% RB, 3 MHz, 64-QAM)	X	2.56	67.32	15.21	0.00	150.0	± 9.6 %
		Y	2.43	66.43	14.52		150.0	
		Z	2.37	66.52	14.40		150.0	
10145-CAE	LTE-FDD (SC-FDMA, 100% RB, 1.4 MHz, QPSK)	X	1.69	68.28	14.84	0.00	150.0	± 9.6 %
		Y	1.48	66.23	13.42		150.0	
		Z	1.39	65.84	12.87		150.0	
10146-CAE	LTE-FDD (SC-FDMA, 100% RB, 1.4 MHz, 16-QAM)	X	3.98	75.21	17.70	0.00	150.0	± 9.6 %
		Y	3.30	72.27	16.12		150.0	
		Z	3.38	72.80	16.00		150.0	
10147-CAE	LTE-FDD (SC-FDMA, 100% RB, 1.4 MHz, 64-QAM)	X	4.85	78.25	19.08	0.00	150.0	± 9.6 %
		Y	4.01	75.19	17.53		150.0	
		Z	4.13	75.68	17.34		150.0	

10149-CAD	LTE-FDD (SC-FDMA, 50% RB, 20 MHz, 16-QAM)	X	3.15	68.04	16.24	0.00	150.0	± 9.6 %
		Y	3.04	67.32	15.74		150.0	
		Z	3.00	67.38	15.73		150.0	
10150-CAD	LTE-FDD (SC-FDMA, 50% RB, 20 MHz, 64-QAM)	X	3.27	67.89	16.24	0.00	150.0	± 9.6 %
		Y	3.16	67.26	15.78		150.0	
		Z	3.12	67.31	15.77		150.0	
10151-CAD	LTE-TDD (SC-FDMA, 50% RB, 20 MHz, QPSK)	X	9.08	79.17	21.71	3.98	65.0	± 9.6 %
		Y	8.66	78.57	21.43		65.0	
		Z	8.76	78.93	21.54		65.0	
10152-CAD	LTE-TDD (SC-FDMA, 50% RB, 20 MHz, 16-QAM)	X	8.61	77.04	21.49	3.98	65.0	± 9.6 %
		Y	8.16	76.19	21.06		65.0	
		Z	8.25	76.62	21.21		65.0	
10153-CAD	LTE-TDD (SC-FDMA, 50% RB, 20 MHz, 64-QAM)	X	8.89	77.55	22.01	3.98	65.0	± 9.6 %
		Y	8.48	76.82	21.65		65.0	
		Z	8.56	77.20	21.77		65.0	
10154-CAE	LTE-FDD (SC-FDMA, 50% RB, 10 MHz, QPSK)	X	2.58	70.07	16.91	0.00	150.0	± 9.6 %
		Y	2.39	68.67	16.03		150.0	
		Z	2.35	68.75	16.04		150.0	
10155-CAE	LTE-FDD (SC-FDMA, 50% RB, 10 MHz, 16-QAM)	X	2.82	68.33	16.44	0.00	150.0	± 9.6 %
		Y	2.70	67.56	15.88		150.0	
		Z	2.66	67.62	15.82		150.0	
10156-CAE	LTE-FDD (SC-FDMA, 50% RB, 5 MHz, QPSK)	X	2.17	69.82	16.55	0.00	150.0	± 9.6 %
		Y	1.97	68.12	15.45		150.0	
		Z	1.92	68.22	15.38		150.0	
10157-CAE	LTE-FDD (SC-FDMA, 50% RB, 5 MHz, 16-QAM)	X	2.40	67.95	15.40	0.00	150.0	± 9.6 %
		Y	2.25	66.86	14.60		150.0	
		Z	2.19	66.92	14.43		150.0	
10158-CAE	LTE-FDD (SC-FDMA, 50% RB, 10 MHz, 64-QAM)	X	2.98	68.37	16.54	0.00	150.0	± 9.6 %
		Y	2.87	67.70	16.04		150.0	
		Z	2.81	67.75	15.96		150.0	
10159-CAE	LTE-FDD (SC-FDMA, 50% RB, 5 MHz, 64-QAM)	X	2.51	68.29	15.64	0.00	150.0	± 9.6 %
		Y	2.35	67.25	14.87		150.0	
		Z	2.29	67.27	14.67		150.0	
10160-CAD	LTE-FDD (SC-FDMA, 50% RB, 15 MHz, QPSK)	X	2.99	69.24	16.61	0.00	150.0	± 9.6 %
		Y	2.85	68.29	15.98		150.0	
		Z	2.81	68.40	16.01		150.0	
10161-CAD	LTE-FDD (SC-FDMA, 50% RB, 15 MHz, 16-QAM)	X	3.15	67.74	16.18	0.00	150.0	± 9.6 %
		Y	3.05	67.11	15.72		150.0	
		Z	3.01	67.18	15.69		150.0	
10162-CAD	LTE-FDD (SC-FDMA, 50% RB, 15 MHz, 64-QAM)	X	3.25	67.73	16.22	0.00	150.0	± 9.6 %
		Y	3.15	67.15	15.79		150.0	
		Z	3.11	67.26	15.78		150.0	
10166-CAE	LTE-FDD (SC-FDMA, 50% RB, 1.4 MHz, QPSK)	X	4.19	70.80	19.90	3.01	150.0	± 9.6 %
		Y	4.05	70.08	19.40		150.0	
		Z	4.07	70.78	19.80		150.0	
10167-CAE	LTE-FDD (SC-FDMA, 50% RB, 1.4 MHz, 16-QAM)	X	5.48	74.21	20.58	3.01	150.0	± 9.6 %
		Y	5.19	73.13	19.95		150.0	
		Z	5.31	74.28	20.49		150.0	

10168-CAE	LTE-FDD (SC-FDMA, 50% RB, 1.4 MHz, 64-QAM)	X	5.90	75.78	21.52	3.01	150.0	± 9.6 %
		Y	5.63	74.88	21.00		150.0	
		Z	5.76	76.02	21.51		150.0	
10169-CAD	LTE-FDD (SC-FDMA, 1 RB, 20 MHz, QPSK)	X	4.12	73.63	21.07	3.01	150.0	± 9.6 %
		Y	3.82	71.98	20.15		150.0	
		Z	3.81	72.59	20.57		150.0	
10170-CAD	LTE-FDD (SC-FDMA, 1 RB, 20 MHz, 16-QAM)	X	6.34	80.63	23.44	3.01	150.0	± 9.6 %
		Y	5.64	78.30	22.38		150.0	
		Z	5.78	79.52	22.98		150.0	
10171-AAD	LTE-FDD (SC-FDMA, 1 RB, 20 MHz, 64-QAM)	X	5.20	76.32	20.89	3.01	150.0	± 9.6 %
		Y	4.62	73.99	19.74		150.0	
		Z	4.75	75.32	20.43		150.0	
10172-CAD	LTE-TDD (SC-FDMA, 1 RB, 20 MHz, QPSK)	X	28.12	106.47	32.64	6.02	65.0	± 9.6 %
		Y	20.29	100.26	30.66		65.0	
		Z	30.84	109.43	33.61		65.0	
10173-CAD	LTE-TDD (SC-FDMA, 1 RB, 20 MHz, 16-QAM)	X	24.51	99.51	29.04	6.02	65.0	± 9.6 %
		Y	21.06	97.01	28.21		65.0	
		Z	27.06	102.23	29.86		65.0	
10174-CAD	LTE-TDD (SC-FDMA, 1 RB, 20 MHz, 64-QAM)	X	20.30	95.06	27.24	6.02	65.0	± 9.6 %
		Y	17.61	92.80	26.46		65.0	
		Z	22.39	97.69	28.04		65.0	
10175-CAE	LTE-FDD (SC-FDMA, 1 RB, 10 MHz, QPSK)	X	4.06	73.26	20.82	3.01	150.0	± 9.6 %
		Y	3.77	71.61	19.88		150.0	
		Z	3.77	72.26	20.34		150.0	
10176-CAE	LTE-FDD (SC-FDMA, 1 RB, 10 MHz, 16-QAM)	X	6.35	80.66	23.45	3.01	150.0	± 9.6 %
		Y	5.65	78.32	22.39		150.0	
		Z	5.79	79.55	22.99		150.0	
10177-CAG	LTE-FDD (SC-FDMA, 1 RB, 5 MHz, QPSK)	X	4.10	73.44	20.92	3.01	150.0	± 9.6 %
		Y	3.80	71.80	20.00		150.0	
		Z	3.80	72.42	20.43		150.0	
10178-CAE	LTE-FDD (SC-FDMA, 1 RB, 5 MHz, 16-QAM)	X	6.25	80.32	23.30	3.01	150.0	± 9.6 %
		Y	5.56	77.99	22.23		150.0	
		Z	5.71	79.26	22.86		150.0	
10179-CAE	LTE-FDD (SC-FDMA, 1 RB, 10 MHz, 64-QAM)	X	5.71	78.27	22.00	3.01	150.0	± 9.6 %
		Y	5.07	75.93	20.89		150.0	
		Z	5.22	77.27	21.56		150.0	
10180-CAE	LTE-FDD (SC-FDMA, 1 RB, 5 MHz, 64-QAM)	X	5.17	76.20	20.82	3.01	150.0	± 9.6 %
		Y	4.59	73.88	19.67		150.0	
		Z	4.74	75.23	20.38		150.0	
10181-CAD	LTE-FDD (SC-FDMA, 1 RB, 15 MHz, QPSK)	X	4.09	73.42	20.91	3.01	150.0	± 9.6 %
		Y	3.80	71.78	19.99		150.0	
		Z	3.79	72.40	20.42		150.0	
10182-CAD	LTE-FDD (SC-FDMA, 1 RB, 15 MHz, 16-QAM)	X	6.24	80.30	23.29	3.01	150.0	± 9.6 %
		Y	5.55	77.97	22.22		150.0	
		Z	5.70	79.24	22.84		150.0	
10183-AAC	LTE-FDD (SC-FDMA, 1 RB, 15 MHz, 64-QAM)	X	5.16	76.18	20.81	3.01	150.0	± 9.6 %
		Y	4.59	73.86	19.66		150.0	
		Z	4.73	75.21	20.37		150.0	

10184-CAD	LTE-FDD (SC-FDMA, 1 RB, 3 MHz, QPSK)	X	4.11	73.46	20.93	3.01	150.0	± 9.6 %
		Y	3.81	71.82	20.01		150.0	
		Z	3.81	72.44	20.44		150.0	
10185-CAD	LTE-FDD (SC-FDMA, 1 RB, 3 MHz, 16-QAM)	X	6.27	80.37	23.32	3.01	150.0	± 9.6 %
		Y	5.58	78.04	22.26		150.0	
		Z	5.73	79.31	22.88		150.0	
10186-AAD	LTE-FDD (SC-FDMA, 1 RB, 3 MHz, 64-QAM)	X	5.19	76.25	20.85	3.01	150.0	± 9.6 %
		Y	4.61	73.93	19.70		150.0	
		Z	4.75	75.28	20.40		150.0	
10187-CAE	LTE-FDD (SC-FDMA, 1 RB, 1.4 MHz, QPSK)	X	4.12	73.50	20.98	3.01	150.0	± 9.6 %
		Y	3.82	71.85	20.05		150.0	
		Z	3.81	72.49	20.49		150.0	
10188-CAE	LTE-FDD (SC-FDMA, 1 RB, 1.4 MHz, 16-QAM)	X	6.50	81.13	23.70	3.01	150.0	± 9.6 %
		Y	5.79	78.80	22.66		150.0	
		Z	5.93	80.01	23.24		150.0	
10189-AAE	LTE-FDD (SC-FDMA, 1 RB, 1.4 MHz, 64-QAM)	X	5.32	76.74	21.12	3.01	150.0	± 9.6 %
		Y	4.72	74.40	19.98		150.0	
		Z	4.87	75.74	20.67		150.0	
10193-CAC	IEEE 802.11n (HT Greenfield, 6.5 Mbps, BPSK)	X	4.74	66.77	16.33	0.00	150.0	± 9.6 %
		Y	4.69	66.52	16.12		150.0	
		Z	4.64	66.62	16.12		150.0	
10194-CAC	IEEE 802.11n (HT Greenfield, 39 Mbps, 16-QAM)	X	4.96	67.16	16.44	0.00	150.0	± 9.6 %
		Y	4.89	66.91	16.23		150.0	
		Z	4.84	66.99	16.23		150.0	
10195-CAC	IEEE 802.11n (HT Greenfield, 65 Mbps, 64-QAM)	X	4.99	67.16	16.43	0.00	150.0	± 9.6 %
		Y	4.93	66.91	16.24		150.0	
		Z	4.88	67.00	16.24		150.0	
10196-CAC	IEEE 802.11n (HT Mixed, 6.5 Mbps, BPSK)	X	4.77	66.89	16.37	0.00	150.0	± 9.6 %
		Y	4.71	66.63	16.16		150.0	
		Z	4.66	66.72	16.15		150.0	
10197-CAC	IEEE 802.11n (HT Mixed, 39 Mbps, 16-QAM)	X	4.97	67.18	16.44	0.00	150.0	± 9.6 %
		Y	4.91	66.93	16.24		150.0	
		Z	4.85	67.01	16.24		150.0	
10198-CAC	IEEE 802.11n (HT Mixed, 65 Mbps, 64-QAM)	X	5.00	67.17	16.44	0.00	150.0	± 9.6 %
		Y	4.94	66.92	16.24		150.0	
		Z	4.88	67.02	16.25		150.0	
10219-CAC	IEEE 802.11n (HT Mixed, 7.2 Mbps, BPSK)	X	4.72	66.90	16.34	0.00	150.0	± 9.6 %
		Y	4.66	66.64	16.12		150.0	
		Z	4.61	66.72	16.11		150.0	
10220-CAC	IEEE 802.11n (HT Mixed, 43.3 Mbps, 16-QAM)	X	4.98	67.19	16.45	0.00	150.0	± 9.6 %
		Y	4.91	66.93	16.24		150.0	
		Z	4.85	67.00	16.24		150.0	
10221-CAC	IEEE 802.11n (HT Mixed, 72.2 Mbps, 64-QAM)	X	5.01	67.11	16.44	0.00	150.0	± 9.6 %
		Y	4.95	66.87	16.24		150.0	
		Z	4.89	66.96	16.24		150.0	
10222-CAC	IEEE 802.11n (HT Mixed, 15 Mbps, BPSK)	X	5.30	67.47	16.58	0.00	150.0	± 9.6 %
		Y	5.25	67.22	16.39		150.0	
		Z	5.20	67.26	16.38		150.0	

10223-CAC	IEEE 802.11n (HT Mixed, 90 Mbps, 16-QAM)	X	5.69	67.78	16.76	0.00	150.0	± 9.6 %
		Y	5.65	67.60	16.61		150.0	
		Z	5.58	67.65	16.61		150.0	
10224-CAC	IEEE 802.11n (HT Mixed, 150 Mbps, 64-QAM)	X	5.37	67.60	16.57	0.00	150.0	± 9.6 %
		Y	5.31	67.33	16.37		150.0	
		Z	5.24	67.35	16.35		150.0	
10225-CAB	UMTS-FDD (HSPA+)	X	3.00	66.32	15.76	0.00	150.0	± 9.6 %
		Y	2.92	65.84	15.36		150.0	
		Z	2.88	65.96	15.31		150.0	
10226-CAA	LTE-TDD (SC-FDMA, 1 RB, 1.4 MHz, 16-QAM)	X	25.34	100.21	29.32	6.02	65.0	± 9.6 %
		Y	21.88	97.80	28.53		65.0	
		Z	28.16	103.05	30.17		65.0	
10227-CAA	LTE-TDD (SC-FDMA, 1 RB, 1.4 MHz, 64-QAM)	X	20.89	95.65	27.50	6.02	65.0	± 9.6 %
		Y	18.66	93.90	26.89		65.0	
		Z	23.03	98.25	28.28		65.0	
10228-CAA	LTE-TDD (SC-FDMA, 1 RB, 1.4 MHz, QPSK)	X	27.90	106.81	32.85	6.02	65.0	± 9.6 %
		Y	21.79	102.13	31.35		65.0	
		Z	29.50	109.02	33.59		65.0	
10229-CAB	LTE-TDD (SC-FDMA, 1 RB, 3 MHz, 16-QAM)	X	24.51	99.50	29.04	6.02	65.0	± 9.6 %
		Y	21.09	97.02	28.22		65.0	
		Z	27.07	102.22	29.86		65.0	
10230-CAB	LTE-TDD (SC-FDMA, 1 RB, 3 MHz, 64-QAM)	X	20.30	95.08	27.26	6.02	65.0	± 9.6 %
		Y	18.06	93.26	26.62		65.0	
		Z	22.29	97.60	28.02		65.0	
10231-CAB	LTE-TDD (SC-FDMA, 1 RB, 3 MHz, QPSK)	X	26.95	106.05	32.56	6.02	65.0	± 9.6 %
		Y	20.98	101.31	31.03		65.0	
		Z	28.34	108.14	33.27		65.0	
10232-CAD	LTE-TDD (SC-FDMA, 1 RB, 5 MHz, 16-QAM)	X	24.50	99.50	29.04	6.02	65.0	± 9.6 %
		Y	21.08	97.02	28.21		65.0	
		Z	27.06	102.22	29.86		65.0	
10233-CAD	LTE-TDD (SC-FDMA, 1 RB, 5 MHz, 64-QAM)	X	20.31	95.10	27.27	6.02	65.0	± 9.6 %
		Y	18.06	93.27	26.63		65.0	
		Z	22.30	97.62	28.03		65.0	
10234-CAD	LTE-TDD (SC-FDMA, 1 RB, 5 MHz, QPSK)	X	25.91	105.12	32.20	6.02	65.0	± 9.6 %
		Y	20.17	100.39	30.66		65.0	
		Z	27.13	107.11	32.88		65.0	
10235-CAD	LTE-TDD (SC-FDMA, 1 RB, 10 MHz, 16-QAM)	X	24.55	99.55	29.05	6.02	65.0	± 9.6 %
		Y	21.11	97.06	28.23		65.0	
		Z	27.13	102.28	29.88		65.0	
10236-CAD	LTE-TDD (SC-FDMA, 1 RB, 10 MHz, 64-QAM)	X	20.44	95.20	27.30	6.02	65.0	± 9.6 %
		Y	18.18	93.36	26.65		65.0	
		Z	22.46	97.73	28.06		65.0	
10237-CAD	LTE-TDD (SC-FDMA, 1 RB, 10 MHz, QPSK)	X	27.19	106.24	32.62	6.02	65.0	± 9.6 %
		Y	21.11	101.45	31.07		65.0	
		Z	28.60	108.34	33.33		65.0	
10238-CAD	LTE-TDD (SC-FDMA, 1 RB, 15 MHz, 16-QAM)	X	24.51	99.52	29.04	6.02	65.0	± 9.6 %
		Y	21.08	97.02	28.22		65.0	
		Z	27.06	102.23	29.86		65.0	

10239-CAD	LTE-TDD (SC-FDMA, 1 RB, 15 MHz, 64-QAM)	X	20.32	95.12	27.28	6.02	65.0	± 9.6 %
		Y	18.06	93.28	26.63		65.0	
		Z	22.31	97.64	28.04		65.0	
10240-CAD	LTE-TDD (SC-FDMA, 1 RB, 15 MHz, QPSK)	X	27.11	106.18	32.60	6.02	65.0	± 9.6 %
		Y	21.05	101.40	31.05		65.0	
		Z	28.51	108.28	33.31		65.0	
10241-CAA	LTE-TDD (SC-FDMA, 50% RB, 1.4 MHz, 16-QAM)	X	13.32	86.96	27.76	6.98	65.0	± 9.6 %
		Y	12.14	84.93	26.82		65.0	
		Z	13.21	87.48	27.86		65.0	
10242-CAA	LTE-TDD (SC-FDMA, 50% RB, 1.4 MHz, 64-QAM)	X	13.08	86.53	27.54	6.98	65.0	± 9.6 %
		Y	11.36	83.43	26.15		65.0	
		Z	13.18	87.43	27.79		65.0	
10243-CAA	LTE-TDD (SC-FDMA, 50% RB, 1.4 MHz, QPSK)	X	11.12	85.13	27.92	6.98	65.0	± 9.6 %
		Y	9.55	81.58	26.25		65.0	
		Z	9.75	82.70	26.82		65.0	
10244-CAB	LTE-TDD (SC-FDMA, 50% RB, 3 MHz, 16-QAM)	X	10.08	80.93	21.89	3.98	65.0	± 9.6 %
		Y	9.48	80.06	21.41		65.0	
		Z	9.49	80.06	21.16		65.0	
10245-CAB	LTE-TDD (SC-FDMA, 50% RB, 3 MHz, 64-QAM)	X	10.01	80.58	21.71	3.98	65.0	± 9.6 %
		Y	9.41	79.71	21.23		65.0	
		Z	9.41	79.68	20.97		65.0	
10246-CAB	LTE-TDD (SC-FDMA, 50% RB, 3 MHz, QPSK)	X	9.15	81.91	21.99	3.98	65.0	± 9.6 %
		Y	8.42	80.72	21.40		65.0	
		Z	8.30	80.41	21.06		65.0	
10247-CAD	LTE-TDD (SC-FDMA, 50% RB, 5 MHz, 16-QAM)	X	8.09	77.75	20.93	3.98	65.0	± 9.6 %
		Y	7.59	76.84	20.43		65.0	
		Z	7.53	76.72	20.17		65.0	
10248-CAD	LTE-TDD (SC-FDMA, 50% RB, 5 MHz, 64-QAM)	X	8.15	77.44	20.80	3.98	65.0	± 9.6 %
		Y	7.65	76.49	20.28		65.0	
		Z	7.59	76.44	20.05		65.0	
10249-CAD	LTE-TDD (SC-FDMA, 50% RB, 5 MHz, QPSK)	X	9.64	82.72	22.72	3.98	65.0	± 9.6 %
		Y	8.97	81.70	22.24		65.0	
		Z	9.02	81.83	22.13		65.0	
10250-CAD	LTE-TDD (SC-FDMA, 50% RB, 10 MHz, 16-QAM)	X	8.73	78.92	22.34	3.98	65.0	± 9.6 %
		Y	8.28	78.14	21.95		65.0	
		Z	8.33	78.38	21.94		65.0	
10251-CAD	LTE-TDD (SC-FDMA, 50% RB, 10 MHz, 64-QAM)	X	8.43	77.25	21.45	3.98	65.0	± 9.6 %
		Y	7.98	76.39	21.00		65.0	
		Z	8.08	76.82	21.08		65.0	
10252-CAD	LTE-TDD (SC-FDMA, 50% RB, 10 MHz, QPSK)	X	9.50	81.63	22.75	3.98	65.0	± 9.6 %
		Y	8.96	80.86	22.39		65.0	
		Z	9.11	81.29	22.49		65.0	
10253-CAD	LTE-TDD (SC-FDMA, 50% RB, 15 MHz, 16-QAM)	X	8.39	76.50	21.34	3.98	65.0	± 9.6 %
		Y	7.96	75.65	20.90		65.0	
		Z	8.06	76.10	21.04		65.0	
10254-CAD	LTE-TDD (SC-FDMA, 50% RB, 15 MHz, 64-QAM)	X	8.71	77.06	21.85	3.98	65.0	± 9.6 %
		Y	8.30	76.30	21.46		65.0	
		Z	8.39	76.71	21.57		65.0	

10255-CAD	LTE-TDD (SC-FDMA, 50% RB, 15 MHz, QPSK)	X	8.87	78.97	21.88	3.98	65.0	± 9.6 %
		Y	8.43	78.29	21.57		65.0	
		Z	8.56	78.72	21.69		65.0	
10256-CAA	LTE-TDD (SC-FDMA, 100% RB, 1.4 MHz, 16-QAM)	X	9.52	79.84	20.86	3.98	65.0	± 9.6 %
		Y	8.85	78.79	20.27		65.0	
		Z	8.64	78.29	19.78		65.0	
10257-CAA	LTE-TDD (SC-FDMA, 100% RB, 1.4 MHz, 64-QAM)	X	9.44	79.37	20.61	3.98	65.0	± 9.6 %
		Y	8.77	78.30	20.01		65.0	
		Z	8.53	77.74	19.49		65.0	
10258-CAA	LTE-TDD (SC-FDMA, 100% RB, 1.4 MHz, QPSK)	X	8.57	80.68	21.12	3.98	65.0	± 9.6 %
		Y	7.76	79.24	20.40		65.0	
		Z	7.40	78.31	19.75		65.0	
10259-CAB	LTE-TDD (SC-FDMA, 100% RB, 3 MHz, 16-QAM)	X	8.34	78.11	21.40	3.98	65.0	± 9.6 %
		Y	7.86	77.25	20.94		65.0	
		Z	7.86	77.31	20.79		65.0	
10260-CAB	LTE-TDD (SC-FDMA, 100% RB, 3 MHz, 64-QAM)	X	8.39	77.94	21.36	3.98	65.0	± 9.6 %
		Y	7.92	77.09	20.90		65.0	
		Z	7.90	77.14	20.75		65.0	
10261-CAB	LTE-TDD (SC-FDMA, 100% RB, 3 MHz, QPSK)	X	9.35	81.91	22.65	3.98	65.0	± 9.6 %
		Y	8.73	80.93	22.19		65.0	
		Z	8.82	81.21	22.17		65.0	
10262-CAD	LTE-TDD (SC-FDMA, 100% RB, 5 MHz, 16-QAM)	X	8.73	78.90	22.31	3.98	65.0	± 9.6 %
		Y	8.27	78.11	21.92		65.0	
		Z	8.33	78.35	21.92		65.0	
10263-CAD	LTE-TDD (SC-FDMA, 100% RB, 5 MHz, 64-QAM)	X	8.43	77.25	21.45	3.98	65.0	± 9.6 %
		Y	7.97	76.39	21.00		65.0	
		Z	8.07	76.81	21.08		65.0	
10264-CAD	LTE-TDD (SC-FDMA, 100% RB, 5 MHz, QPSK)	X	9.46	81.55	22.70	3.98	65.0	± 9.6 %
		Y	8.92	80.75	22.34		65.0	
		Z	9.07	81.19	22.44		65.0	
10265-CAD	LTE-TDD (SC-FDMA, 100% RB, 10 MHz, 16-QAM)	X	8.60	77.04	21.49	3.98	65.0	± 9.6 %
		Y	8.16	76.19	21.06		65.0	
		Z	8.25	76.62	21.21		65.0	
10266-CAD	LTE-TDD (SC-FDMA, 100% RB, 10 MHz, 64-QAM)	X	8.89	77.55	22.01	3.98	65.0	± 9.6 %
		Y	8.48	76.82	21.65		65.0	
		Z	8.57	77.20	21.76		65.0	
10267-CAD	LTE-TDD (SC-FDMA, 100% RB, 10 MHz, QPSK)	X	9.07	79.14	21.70	3.98	65.0	± 9.6 %
		Y	8.65	78.54	21.42		65.0	
		Z	8.76	78.90	21.53		65.0	
10268-CAD	LTE-TDD (SC-FDMA, 100% RB, 15 MHz, 16-QAM)	X	9.02	76.50	21.57	3.98	65.0	± 9.6 %
		Y	8.65	75.83	21.23		65.0	
		Z	8.72	76.21	21.38		65.0	
10269-CAD	LTE-TDD (SC-FDMA, 100% RB, 15 MHz, 64-QAM)	X	8.95	76.15	21.51	3.98	65.0	± 9.6 %
		Y	8.58	75.47	21.16		65.0	
		Z	8.67	75.86	21.32		65.0	
10270-CAD	LTE-TDD (SC-FDMA, 100% RB, 15 MHz, QPSK)	X	8.82	77.11	21.02	3.98	65.0	± 9.6 %
		Y	8.48	76.60	20.79		65.0	
		Z	8.54	76.88	20.88		65.0	

10274-CAB	UMTS-FDD (HSUPA, Subtest 5, 3GPP Rel8.10)	X	2.69	66.50	15.57	0.00	150.0	± 9.6 %
		Y	2.62	65.90	15.08		150.0	
		Z	2.61	66.11	15.09		150.0	
10275-CAB	UMTS-FDD (HSUPA, Subtest 5, 3GPP Rel8.4)	X	1.78	68.98	16.23	0.00	150.0	± 9.6 %
		Y	1.61	67.12	15.02		150.0	
		Z	1.61	67.39	15.12		150.0	
10277-CAA	PHS (QPSK)	X	6.69	71.68	15.98	9.03	50.0	± 9.6 %
		Y	6.28	70.89	15.40		50.0	
		Z	6.22	70.67	15.16		50.0	
10278-CAA	PHS (QPSK, BW 884MHz, Rolloff 0.5)	X	9.84	80.42	21.73	9.03	50.0	± 9.6 %
		Y	9.33	79.68	21.28		50.0	
		Z	8.91	78.62	20.66		50.0	
10279-CAA	PHS (QPSK, BW 884MHz, Rolloff 0.38)	X	10.04	80.66	21.83	9.03	50.0	± 9.6 %
		Y	9.51	79.89	21.37		50.0	
		Z	9.07	78.83	20.75		50.0	
10290-AAB	CDMA2000, RC1, SO55, Full Rate	X	1.82	70.55	15.88	0.00	150.0	± 9.6 %
		Y	1.53	67.85	14.22		150.0	
		Z	1.49	67.91	13.99		150.0	
10291-AAB	CDMA2000, RC3, SO55, Full Rate	X	1.05	68.04	14.60	0.00	150.0	± 9.6 %
		Y	0.87	65.14	12.63		150.0	
		Z	0.85	65.11	12.38		150.0	
10292-AAB	CDMA2000, RC3, SO32, Full Rate	X	1.30	72.10	16.88	0.00	150.0	± 9.6 %
		Y	0.99	67.69	14.29		150.0	
		Z	0.97	67.76	14.08		150.0	
10293-AAB	CDMA2000, RC3, SO3, Full Rate	X	1.73	76.59	19.23	0.00	150.0	± 9.6 %
		Y	1.24	70.97	16.28		150.0	
		Z	1.22	71.03	16.05		150.0	
10295-AAB	CDMA2000, RC1, SO3, 1/8th Rate 25 fr.	X	10.30	82.33	24.11	9.03	50.0	± 9.6 %
		Y	9.86	81.57	23.65		50.0	
		Z	10.26	82.24	23.75		50.0	
10297-AAC	LTE-FDD (SC-FDMA, 50% RB, 20 MHz, QPSK)	X	3.07	70.67	16.96	0.00	150.0	± 9.6 %
		Y	2.85	69.32	16.16		150.0	
		Z	2.82	69.42	16.21		150.0	
10298-AAC	LTE-FDD (SC-FDMA, 50% RB, 3 MHz, QPSK)	X	1.95	69.42	15.87	0.00	150.0	± 9.6 %
		Y	1.73	67.49	14.59		150.0	
		Z	1.67	67.42	14.33		150.0	
10299-AAC	LTE-FDD (SC-FDMA, 50% RB, 3 MHz, 16-QAM)	X	4.16	75.23	18.27	0.00	150.0	± 9.6 %
		Y	3.62	72.95	17.02		150.0	
		Z	3.79	73.98	17.20		150.0	
10300-AAC	LTE-FDD (SC-FDMA, 50% RB, 3 MHz, 64-QAM)	X	3.24	70.49	15.56	0.00	150.0	± 9.6 %
		Y	2.85	68.54	14.36		150.0	
		Z	2.88	69.12	14.38		150.0	
10301-AAA	IEEE 802.16e WiMAX (29:18, 5ms, 10MHz, QPSK, PUSC)	X	6.29	69.71	19.78	4.17	80.0	± 9.6 %
		Y	5.94	68.34	18.90		80.0	
		Z	6.29	70.13	19.82		80.0	
10302-AAA	IEEE 802.16e WiMAX (29:18, 5ms, 10MHz, QPSK, PUSC, 3 CTRL symbols)	X	6.76	70.27	20.51	4.96	80.0	± 9.6 %
		Y	6.41	68.86	19.59		80.0	
		Z	6.69	70.41	20.40		80.0	

10303-AAA	IEEE 802.16e WiMAX (31:15, 5ms, 10MHz, 64QAM, PUSC)	X	6.71	70.71	20.76	4.96	80.0	± 9.6 %
		Y	6.29	69.07	19.72		80.0	
		Z	6.62	70.79	20.61		80.0	
10304-AAA	IEEE 802.16e WiMAX (29:18, 5ms, 10MHz, 64QAM, PUSC)	X	6.19	69.47	19.65	4.17	80.0	± 9.6 %
		Y	5.87	68.17	18.80		80.0	
		Z	6.10	69.53	19.49		80.0	
10305-AAA	IEEE 802.16e WiMAX (31:15, 10ms, 10MHz, 64QAM, PUSC, 15 symbols)	X	9.95	82.67	26.69	6.02	50.0	± 9.6 %
		Y	10.15	84.21	27.39		50.0	
		Z	10.19	83.14	26.44		50.0	
10306-AAA	IEEE 802.16e WiMAX (29:18, 10ms, 10MHz, 64QAM, PUSC, 18 symbols)	X	7.82	75.69	23.92	6.02	50.0	± 9.6 %
		Y	6.85	72.18	21.91		50.0	
		Z	7.86	76.03	23.76		50.0	
10307-AAA	IEEE 802.16e WiMAX (29:18, 10ms, 10MHz, QPSK, PUSC, 18 symbols)	X	8.17	76.98	24.26	6.02	50.0	± 9.6 %
		Y	6.98	72.96	22.07		50.0	
		Z	8.22	77.31	24.10		50.0	
10308-AAA	IEEE 802.16e WiMAX (29:18, 10ms, 10MHz, 16QAM, PUSC)	X	8.34	77.70	24.59	6.02	50.0	± 9.6 %
		Y	7.04	73.38	22.27		50.0	
		Z	8.42	78.07	24.43		50.0	
10309-AAA	IEEE 802.16e WiMAX (29:18, 10ms, 10MHz, 16QAM, AMC 2x3, 18 symbols)	X	7.98	76.05	24.09	6.02	50.0	± 9.6 %
		Y	6.97	72.49	22.06		50.0	
		Z	8.04	76.48	23.98		50.0	
10310-AAA	IEEE 802.16e WiMAX (29:18, 10ms, 10MHz, QPSK, AMC 2x3, 18 symbols)	X	7.91	76.10	23.99	6.02	50.0	± 9.6 %
		Y	6.87	72.41	21.91		50.0	
		Z	7.97	76.48	23.85		50.0	
10311-AAC	LTE-FDD (SC-FDMA, 100% RB, 15 MHz, QPSK)	X	3.42	69.92	16.58	0.00	150.0	± 9.6 %
		Y	3.19	68.66	15.86		150.0	
		Z	3.16	68.73	15.89		150.0	
10313-AAA	iDEN 1:3	X	7.40	77.32	18.57	6.99	70.0	± 9.6 %
		Y	6.67	76.09	18.00		70.0	
		Z	6.86	76.47	18.15		70.0	
10314-AAA	iDEN 1:6	X	8.58	80.83	22.15	10.00	30.0	± 9.6 %
		Y	7.73	79.50	21.60		30.0	
		Z	7.82	79.66	21.66		30.0	
10315-AAB	IEEE 802.11b WiFi 2.4 GHz (DSSS, 1 Mbps, 96pc duty cycle)	X	1.19	65.11	15.97	0.17	150.0	± 9.6 %
		Y	1.12	63.96	15.01		150.0	
		Z	1.14	64.21	15.10		150.0	
10316-AAB	IEEE 802.11g WiFi 2.4 GHz (ERP-OFDM, 6 Mbps, 96pc duty cycle)	X	4.86	66.98	16.54	0.17	150.0	± 9.6 %
		Y	4.80	66.73	16.33		150.0	
		Z	4.76	66.85	16.34		150.0	
10317-AAC	IEEE 802.11a WiFi 5 GHz (OFDM, 6 Mbps, 96pc duty cycle)	X	4.86	66.98	16.54	0.17	150.0	± 9.6 %
		Y	4.80	66.73	16.33		150.0	
		Z	4.76	66.85	16.34		150.0	
10400-AAD	IEEE 802.11ac WiFi (20MHz, 64-QAM, 99pc duty cycle)	X	4.98	67.24	16.44	0.00	150.0	± 9.6 %
		Y	4.91	66.97	16.23		150.0	
		Z	4.85	67.07	16.24		150.0	
10401-AAD	IEEE 802.11ac WiFi (40MHz, 64-QAM, 99pc duty cycle)	X	5.56	67.23	16.48	0.00	150.0	± 9.6 %
		Y	5.51	67.02	16.31		150.0	
		Z	5.49	67.21	16.38		150.0	

10402-AAD	IEEE 802.11ac WiFi (80MHz, 64-QAM, 99pc duty cycle)	X	5.88	67.86	16.62	0.00	150.0	± 9.6 %
		Y	5.83	67.64	16.45		150.0	
		Z	5.78	67.69	16.45		150.0	
10403-AAB	CDMA2000 (1xEV-DO, Rev. 0)	X	1.82	70.55	15.88	0.00	115.0	± 9.6 %
		Y	1.53	67.85	14.22		115.0	
		Z	1.49	67.91	13.99		115.0	
10404-AAB	CDMA2000 (1xEV-DO, Rev. A)	X	1.82	70.55	15.88	0.00	115.0	± 9.6 %
		Y	1.53	67.85	14.22		115.0	
		Z	1.49	67.91	13.99		115.0	
10406-AAB	CDMA2000, RC3, SO32, SCH0, Full Rate	X	54.89	116.02	30.72	0.00	100.0	± 9.6 %
		Y	19.65	100.06	26.33		100.0	
		Z	53.88	114.30	29.69		100.0	
10410-AAD	LTE-TDD (SC-FDMA, 1 RB, 10 MHz, QPSK, UL Subframe=2,3,4,7,8,9, Subframe Conf=4)	X	100.00	120.18	31.16	3.23	80.0	± 9.6 %
		Y	100.00	120.00	30.94		80.0	
		Z	100.00	120.41	31.02		80.0	
10415-AAA	IEEE 802.11b WiFi 2.4 GHz (DSSS, 1 Mbps, 99pc duty cycle)	X	1.01	63.38	15.00	0.00	150.0	± 9.6 %
		Y	0.97	62.46	14.12		150.0	
		Z	0.99	62.70	14.21		150.0	
10416-AAA	IEEE 802.11g WiFi 2.4 GHz (ERP-OFDM, 6 Mbps, 99pc duty cycle)	X	4.74	66.79	16.35	0.00	150.0	± 9.6 %
		Y	4.69	66.54	16.15		150.0	
		Z	4.64	66.66	16.16		150.0	
10417-AAB	IEEE 802.11a/h WiFi 5 GHz (OFDM, 6 Mbps, 99pc duty cycle)	X	4.74	66.79	16.35	0.00	150.0	± 9.6 %
		Y	4.69	66.54	16.15		150.0	
		Z	4.64	66.66	16.16		150.0	
10418-AAA	IEEE 802.11g WiFi 2.4 GHz (DSSS-OFDM, 6 Mbps, 99pc duty cycle, Long preambule)	X	4.72	66.91	16.35	0.00	150.0	± 9.6 %
		Y	4.67	66.66	16.14		150.0	
		Z	4.62	66.78	16.15		150.0	
10419-AAA	IEEE 802.11g WiFi 2.4 GHz (DSSS-OFDM, 6 Mbps, 99pc duty cycle, Short preambule)	X	4.75	66.88	16.36	0.00	150.0	± 9.6 %
		Y	4.70	66.63	16.16		150.0	
		Z	4.65	66.75	16.17		150.0	
10422-AAB	IEEE 802.11n (HT Greenfield, 7.2 Mbps, BPSK)	X	4.88	66.90	16.38	0.00	150.0	± 9.6 %
		Y	4.83	66.66	16.18		150.0	
		Z	4.78	66.77	16.19		150.0	
10423-AAB	IEEE 802.11n (HT Greenfield, 43.3 Mbps, 16-QAM)	X	5.11	67.32	16.54	0.00	150.0	± 9.6 %
		Y	5.05	67.07	16.34		150.0	
		Z	4.98	67.15	16.34		150.0	
10424-AAB	IEEE 802.11n (HT Greenfield, 72.2 Mbps, 64-QAM)	X	5.01	67.24	16.49	0.00	150.0	± 9.6 %
		Y	4.95	66.99	16.29		150.0	
		Z	4.89	67.08	16.30		150.0	
10425-AAB	IEEE 802.11n (HT Greenfield, 15 Mbps, BPSK)	X	5.58	67.64	16.67	0.00	150.0	± 9.6 %
		Y	5.54	67.43	16.50		150.0	
		Z	5.47	67.45	16.48		150.0	
10426-AAB	IEEE 802.11n (HT Greenfield, 90 Mbps, 16-QAM)	X	5.60	67.67	16.67	0.00	150.0	± 9.6 %
		Y	5.55	67.46	16.51		150.0	
		Z	5.48	67.49	16.50		150.0	

10427-AAB	IEEE 802.11n (HT Greenfield, 150 Mbps, 64-QAM)	X	5.62	67.70	16.68	0.00	150.0	± 9.6 %
		Y	5.57	67.46	16.51		150.0	
		Z	5.50	67.49	16.49		150.0	
10430-AAB	LTE-FDD (OFDMA, 5 MHz, E-TM 3.1)	X	4.38	69.67	17.94	0.00	150.0	± 9.6 %
		Y	4.33	69.58	17.80		150.0	
		Z	4.20	69.45	17.56		150.0	
10431-AAB	LTE-FDD (OFDMA, 10 MHz, E-TM 3.1)	X	4.52	67.35	16.46	0.00	150.0	± 9.6 %
		Y	4.44	67.04	16.20		150.0	
		Z	4.37	67.16	16.19		150.0	
10432-AAB	LTE-FDD (OFDMA, 15 MHz, E-TM 3.1)	X	4.80	67.28	16.47	0.00	150.0	± 9.6 %
		Y	4.73	67.00	16.25		150.0	
		Z	4.66	67.10	16.25		150.0	
10433-AAB	LTE-FDD (OFDMA, 20 MHz, E-TM 3.1)	X	5.03	67.30	16.53	0.00	150.0	± 9.6 %
		Y	4.97	67.05	16.32		150.0	
		Z	4.90	67.13	16.32		150.0	
10434-AAA	W-CDMA (BS Test Model 1, 64 DPCH)	X	4.44	70.22	17.90	0.00	150.0	± 9.6 %
		Y	4.39	70.14	17.76		150.0	
		Z	4.25	70.00	17.47		150.0	
10435-AAC	LTE-TDD (SC-FDMA, 1 RB, 20 MHz, QPSK, UL Subframe=2,3,4,7,8,9)	X	100.00	120.04	31.10	3.23	80.0	± 9.6 %
		Y	100.00	119.86	30.88		80.0	
		Z	100.00	120.26	30.96		80.0	
10447-AAB	LTE-FDD (OFDMA, 5 MHz, E-TM 3.1, Clipping 44%)	X	3.84	67.38	16.06	0.00	150.0	± 9.6 %
		Y	3.74	66.97	15.70		150.0	
		Z	3.66	67.07	15.61		150.0	
10448-AAB	LTE-FDD (OFDMA, 10 MHz, E-TM 3.1, Clippin 44%)	X	4.32	67.11	16.31	0.00	150.0	± 9.6 %
		Y	4.24	66.80	16.05		150.0	
		Z	4.18	66.92	16.03		150.0	
10449-AAB	LTE-FDD (OFDMA, 15 MHz, E-TM 3.1, Cliping 44%)	X	4.56	67.09	16.36	0.00	150.0	± 9.6 %
		Y	4.50	66.80	16.13		150.0	
		Z	4.44	66.90	16.13		150.0	
10450-AAB	LTE-FDD (OFDMA, 20 MHz, E-TM 3.1, Clipping 44%)	X	4.73	67.04	16.37	0.00	150.0	± 9.6 %
		Y	4.68	66.77	16.16		150.0	
		Z	4.63	66.86	16.16		150.0	
10451-AAA	W-CDMA (BS Test Model 1, 64 DPCH, Clipping 44%)	X	3.78	67.68	15.87	0.00	150.0	± 9.6 %
		Y	3.67	67.21	15.46		150.0	
		Z	3.58	67.29	15.33		150.0	
10456-AAB	IEEE 802.11ac WiFi (160MHz, 64-QAM, 99pc duty cycle)	X	6.44	68.30	16.85	0.00	150.0	± 9.6 %
		Y	6.39	68.08	16.70		150.0	
		Z	6.33	68.10	16.68		150.0	
10457-AAA	UMTS-FDD (DC-HSDPA)	X	3.88	65.45	16.12	0.00	150.0	± 9.6 %
		Y	3.85	65.19	15.88		150.0	
		Z	3.83	65.30	15.89		150.0	
10458-AAA	CDMA2000 (1xEV-DO, Rev. B, 2 carriers)	X	3.99	69.06	17.30	0.00	150.0	± 9.6 %
		Y	3.94	68.99	17.12		150.0	
		Z	3.88	69.16	16.95		150.0	
10459-AAA	CDMA2000 (1xEV-DO, Rev. B, 3 carriers)	X	5.14	66.79	17.69	0.00	150.0	± 9.6 %
		Y	5.17	67.07	17.77		150.0	
		Z	5.03	67.03	17.57		150.0	

10460-AAA	UMTS-FDD (WCDMA, AMR)	X	1.01	70.18	17.23	0.00	150.0	± 9.6 %
		Y	0.84	66.63	14.95		150.0	
		Z	0.86	67.07	15.16		150.0	
10461-AAA	LTE-TDD (SC-FDMA, 1 RB, 1.4 MHz, QPSK, UL Subframe=2,3,4,7,8,9)	X	100.00	122.05	32.10	3.29	80.0	± 9.6 %
		Y	100.00	121.55	31.74		80.0	
		Z	100.00	122.65	32.14		80.0	
10462-AAA	LTE-TDD (SC-FDMA, 1 RB, 1.4 MHz, 16-QAM, UL Subframe=2,3,4,7,8,9)	X	100.00	110.61	26.61	3.23	80.0	± 9.6 %
		Y	94.23	109.23	26.02		80.0	
		Z	100.00	110.18	26.15		80.0	
10463-AAA	LTE-TDD (SC-FDMA, 1 RB, 1.4 MHz, 64-QAM, UL Subframe=2,3,4,7,8,9)	X	78.75	105.62	24.90	3.23	80.0	± 9.6 %
		Y	29.03	93.62	21.69		80.0	
		Z	35.25	96.07	22.21		80.0	
10464-AAA	LTE-TDD (SC-FDMA, 1 RB, 3 MHz, QPSK, UL Subframe=2,3,4,7,8,9)	X	100.00	120.54	31.26	3.23	80.0	± 9.6 %
		Y	100.00	119.94	30.85		80.0	
		Z	100.00	121.04	31.24		80.0	
10465-AAA	LTE-TDD (SC-FDMA, 1 RB, 3 MHz, 16-QAM, UL Subframe=2,3,4,7,8,9)	X	100.00	110.25	26.42	3.23	80.0	± 9.6 %
		Y	50.78	101.60	24.13		80.0	
		Z	70.19	105.68	25.02		80.0	
10466-AAA	LTE-TDD (SC-FDMA, 1 RB, 3 MHz, 64-QAM, UL Subframe=2,3,4,7,8,9)	X	47.84	99.56	23.37	3.23	80.0	± 9.6 %
		Y	19.27	88.73	20.29		80.0	
		Z	23.58	91.30	20.90		80.0	
10467-AAC	LTE-TDD (SC-FDMA, 1 RB, 5 MHz, QPSK, UL Subframe=2,3,4,7,8,9)	X	100.00	120.70	31.33	3.23	80.0	± 9.6 %
		Y	100.00	120.11	30.92		80.0	
		Z	100.00	121.21	31.32		80.0	
10468-AAC	LTE-TDD (SC-FDMA, 1 RB, 5 MHz, 16-QAM, UL Subframe=2,3,4,7,8,9)	X	100.00	110.36	26.47	3.23	80.0	± 9.6 %
		Y	58.61	103.38	24.58		80.0	
		Z	81.66	107.55	25.48		80.0	
10469-AAC	LTE-TDD (SC-FDMA, 1 RB, 5 MHz, 64-QAM, UL Subframe=2,3,4,7,8,9)	X	49.33	99.92	23.45	3.23	80.0	± 9.6 %
		Y	19.62	88.94	20.35		80.0	
		Z	24.11	91.56	20.96		80.0	
10470-AAC	LTE-TDD (SC-FDMA, 1 RB, 10 MHz, QPSK, UL Subframe=2,3,4,7,8,9)	X	100.00	120.72	31.34	3.23	80.0	± 9.6 %
		Y	100.00	120.13	30.93		80.0	
		Z	100.00	121.23	31.32		80.0	
10471-AAC	LTE-TDD (SC-FDMA, 1 RB, 10 MHz, 16-QAM, UL Subframe=2,3,4,7,8,9)	X	100.00	110.32	26.45	3.23	80.0	± 9.6 %
		Y	58.86	103.40	24.58		80.0	
		Z	82.23	107.60	25.48		80.0	
10472-AAC	LTE-TDD (SC-FDMA, 1 RB, 10 MHz, 64-QAM, UL Subframe=2,3,4,7,8,9)	X	49.97	100.04	23.47	3.23	80.0	± 9.6 %
		Y	19.65	88.94	20.34		80.0	
		Z	24.22	91.59	20.96		80.0	
10473-AAC	LTE-TDD (SC-FDMA, 1 RB, 15 MHz, QPSK, UL Subframe=2,3,4,7,8,9)	X	100.00	120.70	31.33	3.23	80.0	± 9.6 %
		Y	100.00	120.11	30.91		80.0	
		Z	100.00	121.21	31.31		80.0	
10474-AAC	LTE-TDD (SC-FDMA, 1 RB, 15 MHz, 16-QAM, UL Subframe=2,3,4,7,8,9)	X	100.00	110.33	26.46	3.23	80.0	± 9.6 %
		Y	57.97	103.23	24.54		80.0	
		Z	80.96	107.43	25.44		80.0	
10475-AAC	LTE-TDD (SC-FDMA, 1 RB, 15 MHz, 64-QAM, UL Subframe=2,3,4,7,8,9)	X	49.03	99.83	23.42	3.23	80.0	± 9.6 %
		Y	19.43	88.82	20.31		80.0	
		Z	23.91	91.46	20.92		80.0	

10477-AAC	LTE-TDD (SC-FDMA, 1 RB, 20 MHz, 16-QAM, UL Subframe=2,3,4,7,8,9)	X	100.00	110.21	26.40	3.23	80.0	± 9.6 %
		Y	52.60	101.98	24.20		80.0	
		Z	73.44	106.17	25.12		80.0	
10478-AAC	LTE-TDD (SC-FDMA, 1 RB, 20 MHz, 64-QAM, UL Subframe=2,3,4,7,8,9)	X	48.33	99.64	23.36	3.23	80.0	± 9.6 %
		Y	19.20	88.67	20.26		80.0	
		Z	23.64	91.30	20.88		80.0	
10479-AAA	LTE-TDD (SC-FDMA, 50% RB, 1.4 MHz, QPSK, UL Subframe=2,3,4,7,8,9)	X	11.17	89.11	24.99	3.23	80.0	± 9.6 %
		Y	9.72	86.78	24.01		80.0	
		Z	11.19	89.29	24.70		80.0	
10480-AAA	LTE-TDD (SC-FDMA, 50% RB, 1.4 MHz, 16-QAM, UL Subframe=2,3,4,7,8,9)	X	12.30	86.18	22.71	3.23	80.0	± 9.6 %
		Y	10.82	84.18	21.84		80.0	
		Z	12.05	85.88	22.16		80.0	
10481-AAA	LTE-TDD (SC-FDMA, 50% RB, 1.4 MHz, 64-QAM, UL Subframe=2,3,4,7,8,9)	X	11.45	84.51	21.90	3.23	80.0	± 9.6 %
		Y	10.02	82.49	21.00		80.0	
		Z	10.82	83.70	21.17		80.0	
10482-AAA	LTE-TDD (SC-FDMA, 50% RB, 3 MHz, QPSK, UL Subframe=2,3,4,7,8,9)	X	6.11	78.83	20.21	2.23	80.0	± 9.6 %
		Y	4.96	75.77	18.86		80.0	
		Z	4.90	75.64	18.57		80.0	
10483-AAA	LTE-TDD (SC-FDMA, 50% RB, 3 MHz, 16-QAM, UL Subframe=2,3,4,7,8,9)	X	8.68	81.26	21.25	2.23	80.0	± 9.6 %
		Y	7.88	79.76	20.50		80.0	
		Z	7.94	79.89	20.29		80.0	
10484-AAA	LTE-TDD (SC-FDMA, 50% RB, 3 MHz, 64-QAM, UL Subframe=2,3,4,7,8,9)	X	8.31	80.37	20.94	2.23	80.0	± 9.6 %
		Y	7.54	78.89	20.20		80.0	
		Z	7.52	78.88	19.94		80.0	
10485-AAC	LTE-TDD (SC-FDMA, 50% RB, 5 MHz, QPSK, UL Subframe=2,3,4,7,8,9)	X	6.32	79.32	20.87	2.23	80.0	± 9.6 %
		Y	5.23	76.46	19.63		80.0	
		Z	5.24	76.63	19.55		80.0	
10486-AAC	LTE-TDD (SC-FDMA, 50% RB, 5 MHz, 16-QAM, UL Subframe=2,3,4,7,8,9)	X	5.11	73.35	18.47	2.23	80.0	± 9.6 %
		Y	4.61	71.85	17.68		80.0	
		Z	4.56	71.81	17.45		80.0	
10487-AAC	LTE-TDD (SC-FDMA, 50% RB, 5 MHz, 64-QAM, UL Subframe=2,3,4,7,8,9)	X	5.09	72.96	18.32	2.23	80.0	± 9.6 %
		Y	4.61	71.53	17.56		80.0	
		Z	4.55	71.46	17.31		80.0	
10488-AAC	LTE-TDD (SC-FDMA, 50% RB, 10 MHz, QPSK, UL Subframe=2,3,4,7,8,9)	X	6.25	77.69	20.57	2.23	80.0	± 9.6 %
		Y	5.40	75.44	19.60		80.0	
		Z	5.42	75.71	19.64		80.0	
10489-AAC	LTE-TDD (SC-FDMA, 50% RB, 10 MHz, 16-QAM, UL Subframe=2,3,4,7,8,9)	X	5.17	72.45	18.81	2.23	80.0	± 9.6 %
		Y	4.77	71.23	18.18		80.0	
		Z	4.76	71.40	18.15		80.0	
10490-AAC	LTE-TDD (SC-FDMA, 50% RB, 10 MHz, 64-QAM, UL Subframe=2,3,4,7,8,9)	X	5.22	72.07	18.69	2.23	80.0	± 9.6 %
		Y	4.84	70.95	18.11		80.0	
		Z	4.84	71.14	18.08		80.0	
10491-AAC	LTE-TDD (SC-FDMA, 50% RB, 15 MHz, QPSK, UL Subframe=2,3,4,7,8,9)	X	5.95	75.11	19.68	2.23	80.0	± 9.6 %
		Y	5.36	73.49	18.94		80.0	
		Z	5.37	73.72	18.99		80.0	
10492-AAC	LTE-TDD (SC-FDMA, 50% RB, 15 MHz, 16-QAM, UL Subframe=2,3,4,7,8,9)	X	5.37	71.35	18.56	2.23	80.0	± 9.6 %
		Y	5.04	70.36	18.04		80.0	
		Z	5.04	70.57	18.06		80.0	

10493-AAC	LTE-TDD (SC-FDMA, 50% RB, 15 MHz, 64-QAM, UL Subframe=2,3,4,7,8,9)	X	5.42	71.12	18.49	2.23	80.0	± 9.6 %
		Y	5.10	70.19	18.00		80.0	
		Z	5.10	70.40	18.02		80.0	
10494-AAC	LTE-TDD (SC-FDMA, 50% RB, 20 MHz, QPSK, UL Subframe=2,3,4,7,8,9)	X	6.67	77.03	20.20	2.23	80.0	± 9.6 %
		Y	5.89	75.13	19.38		80.0	
		Z	5.87	75.25	19.40		80.0	
10495-AAC	LTE-TDD (SC-FDMA, 50% RB, 20 MHz, 16-QAM, UL Subframe=2,3,4,7,8,9)	X	5.50	71.99	18.78	2.23	80.0	± 9.6 %
		Y	5.13	70.92	18.24		80.0	
		Z	5.12	71.07	18.25		80.0	
10496-AAC	LTE-TDD (SC-FDMA, 50% RB, 20 MHz, 64-QAM, UL Subframe=2,3,4,7,8,9)	X	5.52	71.52	18.64	2.23	80.0	± 9.6 %
		Y	5.18	70.54	18.14		80.0	
		Z	5.17	70.71	18.15		80.0	
10497-AAA	LTE-TDD (SC-FDMA, 100% RB, 1.4 MHz, QPSK, UL Subframe=2,3,4,7,8,9)	X	5.20	76.63	18.92	2.23	80.0	± 9.6 %
		Y	4.16	73.44	17.44		80.0	
		Z	3.95	72.68	16.81		80.0	
10498-AAA	LTE-TDD (SC-FDMA, 100% RB, 1.4 MHz, 16-QAM, UL Subframe=2,3,4,7,8,9)	X	4.23	71.07	16.05	2.23	80.0	± 9.6 %
		Y	3.57	68.80	14.82		80.0	
		Z	3.29	67.79	14.00		80.0	
10499-AAA	LTE-TDD (SC-FDMA, 100% RB, 1.4 MHz, 64-QAM, UL Subframe=2,3,4,7,8,9)	X	4.21	70.66	15.78	2.23	80.0	± 9.6 %
		Y	3.55	68.42	14.55		80.0	
		Z	3.25	67.34	13.69		80.0	
10500-AAA	LTE-TDD (SC-FDMA, 100% RB, 3 MHz, QPSK, UL Subframe=2,3,4,7,8,9)	X	6.06	78.01	20.54	2.23	80.0	± 9.6 %
		Y	5.15	75.54	19.46		80.0	
		Z	5.19	75.83	19.46		80.0	
10501-AAA	LTE-TDD (SC-FDMA, 100% RB, 3 MHz, 16-QAM, UL Subframe=2,3,4,7,8,9)	X	5.11	72.83	18.54	2.23	80.0	± 9.6 %
		Y	4.66	71.48	17.83		80.0	
		Z	4.64	71.57	17.69		80.0	
10502-AAA	LTE-TDD (SC-FDMA, 100% RB, 3 MHz, 64-QAM, UL Subframe=2,3,4,7,8,9)	X	5.13	72.53	18.39	2.23	80.0	± 9.6 %
		Y	4.71	71.27	17.72		80.0	
		Z	4.68	71.36	17.57		80.0	
10503-AAC	LTE-TDD (SC-FDMA, 100% RB, 5 MHz, QPSK, UL Subframe=2,3,4,7,8,9)	X	6.18	77.51	20.49	2.23	80.0	± 9.6 %
		Y	5.34	75.27	19.52		80.0	
		Z	5.37	75.55	19.57		80.0	
10504-AAC	LTE-TDD (SC-FDMA, 100% RB, 5 MHz, 16-QAM, UL Subframe=2,3,4,7,8,9)	X	5.15	72.39	18.77	2.23	80.0	± 9.6 %
		Y	4.75	71.16	18.14		80.0	
		Z	4.75	71.34	18.11		80.0	
10505-AAC	LTE-TDD (SC-FDMA, 100% RB, 5 MHz, 64-QAM, UL Subframe=2,3,4,7,8,9)	X	5.19	72.00	18.65	2.23	80.0	± 9.6 %
		Y	4.82	70.87	18.06		80.0	
		Z	4.82	71.07	18.04		80.0	
10506-AAC	LTE-TDD (SC-FDMA, 100% RB, 10 MHz, QPSK, UL Subframe=2,3,4,7,8,9)	X	6.62	76.90	20.14	2.23	80.0	± 9.6 %
		Y	5.85	75.00	19.32		80.0	
		Z	5.83	75.14	19.34		80.0	
10507-AAC	LTE-TDD (SC-FDMA, 100% RB, 10 MHz, 16-QAM, UL Subframe=2,3,4,7,8,9)	X	5.48	71.94	18.75	2.23	80.0	± 9.6 %
		Y	5.11	70.86	18.21		80.0	
		Z	5.11	71.02	18.22		80.0	

10508-AAC	LTE-TDD (SC-FDMA, 100% RB, 10 MHz, 64-QAM, UL Subframe=2,3,4,7,8,9)	X	5.50	71.47	18.61	2.23	80.0	± 9.6 %
		Y	5.17	70.49	18.10		80.0	
		Z	5.16	70.66	18.12		80.0	
10509-AAC	LTE-TDD (SC-FDMA, 100% RB, 15 MHz, QPSK, UL Subframe=2,3,4,7,8,9)	X	6.45	74.61	19.28	2.23	80.0	± 9.6 %
		Y	5.91	73.26	18.67		80.0	
		Z	5.88	73.34	18.68		80.0	
10510-AAC	LTE-TDD (SC-FDMA, 100% RB, 15 MHz, 16-QAM, UL Subframe=2,3,4,7,8,9)	X	5.89	71.35	18.56	2.23	80.0	± 9.6 %
		Y	5.57	70.45	18.11		80.0	
		Z	5.55	70.59	18.13		80.0	
10511-AAC	LTE-TDD (SC-FDMA, 100% RB, 15 MHz, 64-QAM, UL Subframe=2,3,4,7,8,9)	X	5.88	70.97	18.46	2.23	80.0	± 9.6 %
		Y	5.58	70.13	18.03		80.0	
		Z	5.57	70.28	18.06		80.0	
10512-AAC	LTE-TDD (SC-FDMA, 100% RB, 20 MHz, QPSK, UL Subframe=2,3,4,7,8,9)	X	7.08	76.75	19.94	2.23	80.0	± 9.6 %
		Y	6.33	75.02	19.19		80.0	
		Z	6.29	75.06	19.18		80.0	
10513-AAC	LTE-TDD (SC-FDMA, 100% RB, 20 MHz, 16-QAM, UL Subframe=2,3,4,7,8,9)	X	5.86	71.94	18.77	2.23	80.0	± 9.6 %
		Y	5.50	70.93	18.27		80.0	
		Z	5.49	71.03	18.28		80.0	
10514-AAC	LTE-TDD (SC-FDMA, 100% RB, 20 MHz, 64-QAM, UL Subframe=2,3,4,7,8,9)	X	5.78	71.32	18.59	2.23	80.0	± 9.6 %
		Y	5.46	70.40	18.13		80.0	
		Z	5.45	70.53	18.14		80.0	
10515-AAA	IEEE 802.11b WiFi 2.4 GHz (DSSS, 2 Mbps, 99pc duty cycle)	X	0.98	63.62	15.09	0.00	150.0	± 9.6 %
		Y	0.94	62.61	14.14		150.0	
		Z	0.95	62.86	14.24		150.0	
10516-AAA	IEEE 802.11b WiFi 2.4 GHz (DSSS, 5.5 Mbps, 99pc duty cycle)	X	0.81	76.11	19.82	0.00	150.0	± 9.6 %
		Y	0.51	67.70	15.09		150.0	
		Z	0.54	68.52	15.55		150.0	
10517-AAA	IEEE 802.11b WiFi 2.4 GHz (DSSS, 11 Mbps, 99pc duty cycle)	X	0.86	66.23	16.05	0.00	150.0	± 9.6 %
		Y	0.78	64.24	14.48		150.0	
		Z	0.80	64.56	14.64		150.0	
10518-AAB	IEEE 802.11a/h WiFi 5 GHz (OFDM, 9 Mbps, 99pc duty cycle)	X	4.74	66.88	16.34	0.00	150.0	± 9.6 %
		Y	4.69	66.63	16.14		150.0	
		Z	4.64	66.73	16.14		150.0	
10519-AAB	IEEE 802.11a/h WiFi 5 GHz (OFDM, 12 Mbps, 99pc duty cycle)	X	4.99	67.21	16.50	0.00	150.0	± 9.6 %
		Y	4.92	66.95	16.29		150.0	
		Z	4.86	67.03	16.29		150.0	
10520-AAB	IEEE 802.11a/h WiFi 5 GHz (OFDM, 18 Mbps, 99pc duty cycle)	X	4.83	67.19	16.42	0.00	150.0	± 9.6 %
		Y	4.77	66.92	16.21		150.0	
		Z	4.70	66.99	16.20		150.0	
10521-AAB	IEEE 802.11a/h WiFi 5 GHz (OFDM, 24 Mbps, 99pc duty cycle)	X	4.76	67.20	16.41	0.00	150.0	± 9.6 %
		Y	4.70	66.92	16.19		150.0	
		Z	4.63	66.99	16.18		150.0	
10522-AAB	IEEE 802.11a/h WiFi 5 GHz (OFDM, 36 Mbps, 99pc duty cycle)	X	4.79	67.09	16.40	0.00	150.0	± 9.6 %
		Y	4.73	66.84	16.20		150.0	
		Z	4.68	66.98	16.22		150.0	

10523-AAB	IEEE 802.11a/h WiFi 5 GHz (OFDM, 48 Mbps, 99pc duty cycle)	X	4.67	67.04	16.28	0.00	150.0	± 9.6 %
		Y	4.60	66.76	16.06		150.0	
		Z	4.55	66.86	16.07		150.0	
10524-AAB	IEEE 802.11a/h WiFi 5 GHz (OFDM, 54 Mbps, 99pc duty cycle)	X	4.75	67.08	16.41	0.00	150.0	± 9.6 %
		Y	4.69	66.83	16.20		150.0	
		Z	4.63	66.94	16.21		150.0	
10525-AAB	IEEE 802.11ac WiFi (20MHz, MCS0, 99pc duty cycle)	X	4.69	66.11	15.99	0.00	150.0	± 9.6 %
		Y	4.63	65.84	15.78		150.0	
		Z	4.59	65.95	15.79		150.0	
10526-AAB	IEEE 802.11ac WiFi (20MHz, MCS1, 99pc duty cycle)	X	4.91	66.53	16.14	0.00	150.0	± 9.6 %
		Y	4.85	66.26	15.93		150.0	
		Z	4.79	66.36	15.94		150.0	
10527-AAB	IEEE 802.11ac WiFi (20MHz, MCS2, 99pc duty cycle)	X	4.83	66.52	16.10	0.00	150.0	± 9.6 %
		Y	4.76	66.23	15.88		150.0	
		Z	4.70	66.32	15.88		150.0	
10528-AAB	IEEE 802.11ac WiFi (20MHz, MCS3, 99pc duty cycle)	X	4.85	66.54	16.14	0.00	150.0	± 9.6 %
		Y	4.78	66.26	15.92		150.0	
		Z	4.72	66.35	15.92		150.0	
10529-AAB	IEEE 802.11ac WiFi (20MHz, MCS4, 99pc duty cycle)	X	4.85	66.54	16.14	0.00	150.0	± 9.6 %
		Y	4.78	66.26	15.92		150.0	
		Z	4.72	66.35	15.92		150.0	
10531-AAB	IEEE 802.11ac WiFi (20MHz, MCS6, 99pc duty cycle)	X	4.87	66.71	16.17	0.00	150.0	± 9.6 %
		Y	4.80	66.41	15.94		150.0	
		Z	4.73	66.49	15.94		150.0	
10532-AAB	IEEE 802.11ac WiFi (20MHz, MCS7, 99pc duty cycle)	X	4.72	66.60	16.13	0.00	150.0	± 9.6 %
		Y	4.64	66.28	15.89		150.0	
		Z	4.58	66.34	15.88		150.0	
10533-AAB	IEEE 802.11ac WiFi (20MHz, MCS8, 99pc duty cycle)	X	4.86	66.55	16.11	0.00	150.0	± 9.6 %
		Y	4.79	66.27	15.89		150.0	
		Z	4.73	66.36	15.90		150.0	
10534-AAB	IEEE 802.11ac WiFi (40MHz, MCS0, 99pc duty cycle)	X	5.35	66.74	16.19	0.00	150.0	± 9.6 %
		Y	5.30	66.49	16.01		150.0	
		Z	5.24	66.53	16.00		150.0	
10535-AAB	IEEE 802.11ac WiFi (40MHz, MCS1, 99pc duty cycle)	X	5.43	66.88	16.24	0.00	150.0	± 9.6 %
		Y	5.37	66.63	16.06		150.0	
		Z	5.31	66.67	16.05		150.0	
10536-AAB	IEEE 802.11ac WiFi (40MHz, MCS2, 99pc duty cycle)	X	5.29	66.86	16.22	0.00	150.0	± 9.6 %
		Y	5.23	66.60	16.03		150.0	
		Z	5.18	66.65	16.02		150.0	
10537-AAB	IEEE 802.11ac WiFi (40MHz, MCS3, 99pc duty cycle)	X	5.36	66.83	16.21	0.00	150.0	± 9.6 %
		Y	5.30	66.58	16.02		150.0	
		Z	5.24	66.64	16.02		150.0	
10538-AAB	IEEE 802.11ac WiFi (40MHz, MCS4, 99pc duty cycle)	X	5.49	66.94	16.31	0.00	150.0	± 9.6 %
		Y	5.43	66.69	16.12		150.0	
		Z	5.36	66.72	16.11		150.0	
10540-AAB	IEEE 802.11ac WiFi (40MHz, MCS6, 99pc duty cycle)	X	5.37	66.86	16.28	0.00	150.0	± 9.6 %
		Y	5.31	66.60	16.09		150.0	
		Z	5.26	66.66	16.09		150.0	

10541-AAB	IEEE 802.11ac WiFi (40MHz, MCS7, 99pc duty cycle)	X	5.37	66.83	16.27	0.00	150.0	± 9.6 %
		Y	5.31	66.55	16.07		150.0	
		Z	5.24	66.56	16.04		150.0	
10542-AAB	IEEE 802.11ac WiFi (40MHz, MCS8, 99pc duty cycle)	X	5.51	66.80	16.27	0.00	150.0	± 9.6 %
		Y	5.45	66.56	16.09		150.0	
		Z	5.39	66.62	16.08		150.0	
10543-AAB	IEEE 802.11ac WiFi (40MHz, MCS9, 99pc duty cycle)	X	5.61	66.84	16.30	0.00	150.0	± 9.6 %
		Y	5.54	66.58	16.11		150.0	
		Z	5.48	66.63	16.11		150.0	
10544-AAB	IEEE 802.11ac WiFi (80MHz, MCS0, 99pc duty cycle)	X	5.61	66.83	16.17	0.00	150.0	± 9.6 %
		Y	5.56	66.59	15.99		150.0	
		Z	5.52	66.64	15.99		150.0	
10545-AAB	IEEE 802.11ac WiFi (80MHz, MCS1, 99pc duty cycle)	X	5.83	67.22	16.29	0.00	150.0	± 9.6 %
		Y	5.78	67.01	16.14		150.0	
		Z	5.73	67.07	16.14		150.0	
10546-AAB	IEEE 802.11ac WiFi (80MHz, MCS2, 99pc duty cycle)	X	5.73	67.15	16.28	0.00	150.0	± 9.6 %
		Y	5.67	66.90	16.11		150.0	
		Z	5.62	66.93	16.09		150.0	
10547-AAB	IEEE 802.11ac WiFi (80MHz, MCS3, 99pc duty cycle)	X	5.83	67.25	16.32	0.00	150.0	± 9.6 %
		Y	5.77	66.99	16.14		150.0	
		Z	5.70	67.00	16.12		150.0	
10548-AAB	IEEE 802.11ac WiFi (80MHz, MCS4, 99pc duty cycle)	X	6.16	68.40	16.87	0.00	150.0	± 9.6 %
		Y	6.13	68.23	16.73		150.0	
		Z	6.04	68.18	16.69		150.0	
10550-AAB	IEEE 802.11ac WiFi (80MHz, MCS6, 99pc duty cycle)	X	5.74	67.08	16.25	0.00	150.0	± 9.6 %
		Y	5.69	66.84	16.08		150.0	
		Z	5.63	66.88	16.07		150.0	
10551-AAB	IEEE 802.11ac WiFi (80MHz, MCS7, 99pc duty cycle)	X	5.77	67.22	16.28	0.00	150.0	± 9.6 %
		Y	5.72	66.98	16.11		150.0	
		Z	5.65	66.98	16.08		150.0	
10552-AAB	IEEE 802.11ac WiFi (80MHz, MCS8, 99pc duty cycle)	X	5.66	66.96	16.18	0.00	150.0	± 9.6 %
		Y	5.61	66.71	16.00		150.0	
		Z	5.55	66.73	15.97		150.0	
10553-AAB	IEEE 802.11ac WiFi (80MHz, MCS9, 99pc duty cycle)	X	5.76	66.99	16.21	0.00	150.0	± 9.6 %
		Y	5.70	66.75	16.04		150.0	
		Z	5.65	66.79	16.03		150.0	
10554-AAC	IEEE 802.11ac WiFi (160MHz, MCS0, 99pc duty cycle)	X	6.01	67.22	16.27	0.00	150.0	± 9.6 %
		Y	5.96	67.00	16.11		150.0	
		Z	5.92	67.04	16.09		150.0	
10555-AAC	IEEE 802.11ac WiFi (160MHz, MCS1, 99pc duty cycle)	X	6.19	67.64	16.44	0.00	150.0	± 9.6 %
		Y	6.14	67.39	16.27		150.0	
		Z	6.07	67.38	16.24		150.0	
10556-AAC	IEEE 802.11ac WiFi (160MHz, MCS2, 99pc duty cycle)	X	6.18	67.58	16.41	0.00	150.0	± 9.6 %
		Y	6.13	67.35	16.25		150.0	
		Z	6.08	67.39	16.24		150.0	
10557-AAC	IEEE 802.11ac WiFi (160MHz, MCS3, 99pc duty cycle)	X	6.18	67.59	16.44	0.00	150.0	± 9.6 %
		Y	6.13	67.35	16.27		150.0	
		Z	6.07	67.36	16.25		150.0	

10558-AAC	IEEE 802.11ac WiFi (160MHz, MCS4, 99pc duty cycle)	X	6.25	67.80	16.56	0.00	150.0	± 9.6 %
		Y	6.20	67.56	16.39		150.0	
		Z	6.13	67.56	16.36		150.0	
10560-AAC	IEEE 802.11ac WiFi (160MHz, MCS6, 99pc duty cycle)	X	6.25	67.63	16.51	0.00	150.0	± 9.6 %
		Y	6.19	67.37	16.33		150.0	
		Z	6.12	67.38	16.31		150.0	
10561-AAC	IEEE 802.11ac WiFi (160MHz, MCS7, 99pc duty cycle)	X	6.15	67.57	16.52	0.00	150.0	± 9.6 %
		Y	6.09	67.32	16.35		150.0	
		Z	6.04	67.34	16.33		150.0	
10562-AAC	IEEE 802.11ac WiFi (160MHz, MCS8, 99pc duty cycle)	X	6.33	68.13	16.81	0.00	150.0	± 9.6 %
		Y	6.28	67.89	16.63		150.0	
		Z	6.20	67.86	16.59		150.0	
10563-AAC	IEEE 802.11ac WiFi (160MHz, MCS9, 99pc duty cycle)	X	6.57	68.37	16.87	0.00	150.0	± 9.6 %
		Y	6.55	68.21	16.74		150.0	
		Z	6.52	68.35	16.79		150.0	
10564-AAA	IEEE 802.11g WiFi 2.4 GHz (DSSS-OFDM, 9 Mbps, 99pc duty cycle)	X	5.09	67.05	16.56	0.46	150.0	± 9.6 %
		Y	5.04	66.80	16.35		150.0	
		Z	4.99	66.92	16.37		150.0	
10565-AAA	IEEE 802.11g WiFi 2.4 GHz (DSSS-OFDM, 12 Mbps, 99pc duty cycle)	X	5.37	67.55	16.88	0.46	150.0	± 9.6 %
		Y	5.31	67.30	16.68		150.0	
		Z	5.24	67.38	16.68		150.0	
10566-AAA	IEEE 802.11g WiFi 2.4 GHz (DSSS-OFDM, 18 Mbps, 99pc duty cycle)	X	5.20	67.44	16.72	0.46	150.0	± 9.6 %
		Y	5.14	67.17	16.51		150.0	
		Z	5.08	67.26	16.52		150.0	
10567-AAA	IEEE 802.11g WiFi 2.4 GHz (DSSS-OFDM, 24 Mbps, 99pc duty cycle)	X	5.22	67.76	17.01	0.46	150.0	± 9.6 %
		Y	5.16	67.53	16.82		150.0	
		Z	5.09	67.58	16.80		150.0	
10568-AAA	IEEE 802.11g WiFi 2.4 GHz (DSSS-OFDM, 36 Mbps, 99pc duty cycle)	X	5.11	67.15	16.48	0.46	150.0	± 9.6 %
		Y	5.05	66.88	16.25		150.0	
		Z	5.00	67.04	16.31		150.0	
10569-AAA	IEEE 802.11g WiFi 2.4 GHz (DSSS-OFDM, 48 Mbps, 99pc duty cycle)	X	5.15	67.74	17.00	0.46	150.0	± 9.6 %
		Y	5.09	67.52	16.83		150.0	
		Z	5.03	67.57	16.81		150.0	
10570-AAA	IEEE 802.11g WiFi 2.4 GHz (DSSS-OFDM, 54 Mbps, 99pc duty cycle)	X	5.20	67.58	16.95	0.46	150.0	± 9.6 %
		Y	5.14	67.36	16.77		150.0	
		Z	5.08	67.46	16.78		150.0	
10571-AAA	IEEE 802.11b WiFi 2.4 GHz (DSSS, 1 Mbps, 90pc duty cycle)	X	1.41	66.77	16.75	0.46	130.0	± 9.6 %
		Y	1.31	65.36	15.71		130.0	
		Z	1.33	65.68	15.83		130.0	
10572-AAA	IEEE 802.11b WiFi 2.4 GHz (DSSS, 2 Mbps, 90pc duty cycle)	X	1.44	67.46	17.13	0.46	130.0	± 9.6 %
		Y	1.33	65.94	16.04		130.0	
		Z	1.35	66.24	16.15		130.0	
10573-AAA	IEEE 802.11b WiFi 2.4 GHz (DSSS, 5.5 Mbps, 90pc duty cycle)	X	14.90	112.90	30.59	0.46	130.0	± 9.6 %
		Y	2.52	84.17	21.53		130.0	
		Z	2.93	86.36	22.30		130.0	
10574-AAA	IEEE 802.11b WiFi 2.4 GHz (DSSS, 11 Mbps, 90pc duty cycle)	X	1.82	75.10	20.54	0.46	130.0	± 9.6 %
		Y	1.52	71.65	18.64		130.0	
		Z	1.54	71.84	18.68		130.0	

10575-AAA	IEEE 802.11g WiFi 2.4 GHz (DSSS-OFDM, 6 Mbps, 90pc duty cycle)	X	4.91	66.92	16.66	0.46	130.0	± 9.6 %
		Y	4.86	66.67	16.45		130.0	
		Z	4.81	66.80	16.47		130.0	
10576-AAA	IEEE 802.11g WiFi 2.4 GHz (DSSS-OFDM, 9 Mbps, 90pc duty cycle)	X	4.94	67.06	16.71	0.46	130.0	± 9.6 %
		Y	4.88	66.82	16.51		130.0	
		Z	4.84	66.94	16.52		130.0	
10577-AAA	IEEE 802.11g WiFi 2.4 GHz (DSSS-OFDM, 12 Mbps, 90pc duty cycle)	X	5.19	67.42	16.90	0.46	130.0	± 9.6 %
		Y	5.13	67.18	16.70		130.0	
		Z	5.07	67.27	16.70		130.0	
10578-AAA	IEEE 802.11g WiFi 2.4 GHz (DSSS-OFDM, 18 Mbps, 90pc duty cycle)	X	5.08	67.57	16.97	0.46	130.0	± 9.6 %
		Y	5.02	67.33	16.78		130.0	
		Z	4.96	67.40	16.77		130.0	
10579-AAA	IEEE 802.11g WiFi 2.4 GHz (DSSS-OFDM, 24 Mbps, 90pc duty cycle)	X	4.88	67.07	16.43	0.46	130.0	± 9.6 %
		Y	4.81	66.76	16.18		130.0	
		Z	4.75	66.88	16.21		130.0	
10580-AAA	IEEE 802.11g WiFi 2.4 GHz (DSSS-OFDM, 36 Mbps, 90pc duty cycle)	X	4.92	67.00	16.41	0.46	130.0	± 9.6 %
		Y	4.85	66.70	16.17		130.0	
		Z	4.80	66.86	16.22		130.0	
10581-AAA	IEEE 802.11g WiFi 2.4 GHz (DSSS-OFDM, 48 Mbps, 90pc duty cycle)	X	5.00	67.69	16.94	0.46	130.0	± 9.6 %
		Y	4.93	67.42	16.74		130.0	
		Z	4.86	67.47	16.72		130.0	
10582-AAA	IEEE 802.11g WiFi 2.4 GHz (DSSS-OFDM, 54 Mbps, 90pc duty cycle)	X	4.84	66.84	16.26	0.46	130.0	± 9.6 %
		Y	4.77	66.51	15.99		130.0	
		Z	4.71	66.67	16.04		130.0	
10583-AAB	IEEE 802.11a/h WiFi 5 GHz (OFDM, 6 Mbps, 90pc duty cycle)	X	4.91	66.92	16.66	0.46	130.0	± 9.6 %
		Y	4.86	66.67	16.45		130.0	
		Z	4.81	66.80	16.47		130.0	
10584-AAB	IEEE 802.11a/h WiFi 5 GHz (OFDM, 9 Mbps, 90pc duty cycle)	X	4.94	67.06	16.71	0.46	130.0	± 9.6 %
		Y	4.88	66.82	16.51		130.0	
		Z	4.84	66.94	16.52		130.0	
10585-AAB	IEEE 802.11a/h WiFi 5 GHz (OFDM, 12 Mbps, 90pc duty cycle)	X	5.19	67.42	16.90	0.46	130.0	± 9.6 %
		Y	5.13	67.18	16.70		130.0	
		Z	5.07	67.27	16.70		130.0	
10586-AAB	IEEE 802.11a/h WiFi 5 GHz (OFDM, 18 Mbps, 90pc duty cycle)	X	5.08	67.57	16.97	0.46	130.0	± 9.6 %
		Y	5.02	67.33	16.78		130.0	
		Z	4.96	67.40	16.77		130.0	
10587-AAB	IEEE 802.11a/h WiFi 5 GHz (OFDM, 24 Mbps, 90pc duty cycle)	X	4.88	67.07	16.43	0.46	130.0	± 9.6 %
		Y	4.81	66.76	16.18		130.0	
		Z	4.75	66.88	16.21		130.0	
10588-AAB	IEEE 802.11a/h WiFi 5 GHz (OFDM, 36 Mbps, 90pc duty cycle)	X	4.92	67.00	16.41	0.46	130.0	± 9.6 %
		Y	4.85	66.70	16.17		130.0	
		Z	4.80	66.86	16.22		130.0	
10589-AAB	IEEE 802.11a/h WiFi 5 GHz (OFDM, 48 Mbps, 90pc duty cycle)	X	5.00	67.69	16.94	0.46	130.0	± 9.6 %
		Y	4.93	67.42	16.74		130.0	
		Z	4.86	67.47	16.72		130.0	
10590-AAB	IEEE 802.11a/h WiFi 5 GHz (OFDM, 54 Mbps, 90pc duty cycle)	X	4.84	66.84	16.26	0.46	130.0	± 9.6 %
		Y	4.77	66.51	15.99		130.0	
		Z	4.71	66.67	16.04		130.0	

10591-AAB	IEEE 802.11n (HT Mixed, 20MHz, MCS0, 90pc duty cycle)	X	5.06	66.96	16.74	0.46	130.0	± 9.6 %
		Y	5.01	66.74	16.55		130.0	
		Z	4.96	66.85	16.56		130.0	
10592-AAB	IEEE 802.11n (HT Mixed, 20MHz, MCS1, 90pc duty cycle)	X	5.25	67.31	16.85	0.46	130.0	± 9.6 %
		Y	5.19	67.08	16.67		130.0	
		Z	5.13	67.19	16.68		130.0	
10593-AAB	IEEE 802.11n (HT Mixed, 20MHz, MCS2, 90pc duty cycle)	X	5.19	67.30	16.79	0.46	130.0	± 9.6 %
		Y	5.13	67.05	16.59		130.0	
		Z	5.07	67.15	16.60		130.0	
10594-AAB	IEEE 802.11n (HT Mixed, 20MHz, MCS3, 90pc duty cycle)	X	5.23	67.42	16.90	0.46	130.0	± 9.6 %
		Y	5.17	67.18	16.71		130.0	
		Z	5.11	67.28	16.72		130.0	
10595-AAB	IEEE 802.11n (HT Mixed, 20MHz, MCS4, 90pc duty cycle)	X	5.22	67.43	16.83	0.46	130.0	± 9.6 %
		Y	5.16	67.17	16.63		130.0	
		Z	5.09	67.26	16.64		130.0	
10596-AAB	IEEE 802.11n (HT Mixed, 20MHz, MCS5, 90pc duty cycle)	X	5.15	67.41	16.83	0.46	130.0	± 9.6 %
		Y	5.09	67.15	16.62		130.0	
		Z	5.03	67.27	16.64		130.0	
10597-AAB	IEEE 802.11n (HT Mixed, 20MHz, MCS6, 90pc duty cycle)	X	5.11	67.38	16.76	0.46	130.0	± 9.6 %
		Y	5.04	67.11	16.54		130.0	
		Z	4.98	67.21	16.55		130.0	
10598-AAB	IEEE 802.11n (HT Mixed, 20MHz, MCS7, 90pc duty cycle)	X	5.09	67.62	17.00	0.46	130.0	± 9.6 %
		Y	5.02	67.35	16.79		130.0	
		Z	4.96	67.41	16.78		130.0	
10599-AAB	IEEE 802.11n (HT Mixed, 40MHz, MCS0, 90pc duty cycle)	X	5.73	67.62	16.94	0.46	130.0	± 9.6 %
		Y	5.68	67.40	16.77		130.0	
		Z	5.63	67.48	16.78		130.0	
10600-AAB	IEEE 802.11n (HT Mixed, 40MHz, MCS1, 90pc duty cycle)	X	6.00	68.43	17.33	0.46	130.0	± 9.6 %
		Y	5.96	68.23	17.16		130.0	
		Z	5.85	68.13	17.09		130.0	
10601-AAB	IEEE 802.11n (HT Mixed, 40MHz, MCS2, 90pc duty cycle)	X	5.81	67.92	17.08	0.46	130.0	± 9.6 %
		Y	5.76	67.71	16.91		130.0	
		Z	5.69	67.73	16.90		130.0	
10602-AAB	IEEE 802.11n (HT Mixed, 40MHz, MCS3, 90pc duty cycle)	X	5.94	68.04	17.07	0.46	130.0	± 9.6 %
		Y	5.88	67.79	16.88		130.0	
		Z	5.78	67.75	16.84		130.0	
10603-AAB	IEEE 802.11n (HT Mixed, 40MHz, MCS4, 90pc duty cycle)	X	6.05	68.39	17.36	0.46	130.0	± 9.6 %
		Y	5.99	68.16	17.18		130.0	
		Z	5.87	68.05	17.10		130.0	
10604-AAB	IEEE 802.11n (HT Mixed, 40MHz, MCS5, 90pc duty cycle)	X	5.75	67.62	16.96	0.46	130.0	± 9.6 %
		Y	5.70	67.40	16.79		130.0	
		Z	5.64	67.44	16.79		130.0	
10605-AAB	IEEE 802.11n (HT Mixed, 40MHz, MCS6, 90pc duty cycle)	X	5.86	67.93	17.13	0.46	130.0	± 9.6 %
		Y	5.81	67.71	16.95		130.0	
		Z	5.75	67.77	16.96		130.0	
10606-AAB	IEEE 802.11n (HT Mixed, 40MHz, MCS7, 90pc duty cycle)	X	5.62	67.39	16.73	0.46	130.0	± 9.6 %
		Y	5.58	67.18	16.56		130.0	
		Z	5.52	67.25	16.58		130.0	

10607-AAB	IEEE 802.11ac WiFi (20MHz, MCS0, 90pc duty cycle)	X	4.88	66.23	16.33	0.46	130.0	± 9.6 %
		Y	4.82	65.98	16.13		130.0	
		Z	4.78	66.10	16.14		130.0	
10608-AAB	IEEE 802.11ac WiFi (20MHz, MCS1, 90pc duty cycle)	X	5.11	66.66	16.48	0.46	130.0	± 9.6 %
		Y	5.05	66.41	16.29		130.0	
		Z	4.99	66.52	16.30		130.0	
10609-AAB	IEEE 802.11ac WiFi (20MHz, MCS2, 90pc duty cycle)	X	5.01	66.58	16.37	0.46	130.0	± 9.6 %
		Y	4.94	66.31	16.16		130.0	
		Z	4.89	66.41	16.17		130.0	
10610-AAB	IEEE 802.11ac WiFi (20MHz, MCS3, 90pc duty cycle)	X	5.06	66.72	16.51	0.46	130.0	± 9.6 %
		Y	4.99	66.46	16.31		130.0	
		Z	4.94	66.55	16.32		130.0	
10611-AAB	IEEE 802.11ac WiFi (20MHz, MCS4, 90pc duty cycle)	X	4.99	66.60	16.40	0.46	130.0	± 9.6 %
		Y	4.92	66.32	16.19		130.0	
		Z	4.86	66.40	16.19		130.0	
10612-AAB	IEEE 802.11ac WiFi (20MHz, MCS5, 90pc duty cycle)	X	5.01	66.73	16.43	0.46	130.0	± 9.6 %
		Y	4.94	66.45	16.21		130.0	
		Z	4.88	66.56	16.23		130.0	
10613-AAB	IEEE 802.11ac WiFi (20MHz, MCS6, 90pc duty cycle)	X	5.03	66.69	16.36	0.46	130.0	± 9.6 %
		Y	4.96	66.39	16.13		130.0	
		Z	4.90	66.50	16.15		130.0	
10614-AAB	IEEE 802.11ac WiFi (20MHz, MCS7, 90pc duty cycle)	X	4.95	66.85	16.56	0.46	130.0	± 9.6 %
		Y	4.88	66.56	16.35		130.0	
		Z	4.82	66.62	16.33		130.0	
10615-AAB	IEEE 802.11ac WiFi (20MHz, MCS8, 90pc duty cycle)	X	5.00	66.42	16.20	0.46	130.0	± 9.6 %
		Y	4.93	66.13	15.97		130.0	
		Z	4.87	66.26	16.00		130.0	
10616-AAB	IEEE 802.11ac WiFi (40MHz, MCS0, 90pc duty cycle)	X	5.54	66.86	16.53	0.46	130.0	± 9.6 %
		Y	5.49	66.62	16.36		130.0	
		Z	5.43	66.68	16.35		130.0	
10617-AAB	IEEE 802.11ac WiFi (40MHz, MCS1, 90pc duty cycle)	X	5.61	66.97	16.56	0.46	130.0	± 9.6 %
		Y	5.56	66.74	16.38		130.0	
		Z	5.49	66.78	16.38		130.0	
10618-AAB	IEEE 802.11ac WiFi (40MHz, MCS2, 90pc duty cycle)	X	5.50	67.03	16.60	0.46	130.0	± 9.6 %
		Y	5.44	66.79	16.42		130.0	
		Z	5.39	66.84	16.42		130.0	
10619-AAB	IEEE 802.11ac WiFi (40MHz, MCS3, 90pc duty cycle)	X	5.52	66.85	16.45	0.46	130.0	± 9.6 %
		Y	5.47	66.61	16.27		130.0	
		Z	5.41	66.69	16.29		130.0	
10620-AAB	IEEE 802.11ac WiFi (40MHz, MCS4, 90pc duty cycle)	X	5.67	67.04	16.60	0.46	130.0	± 9.6 %
		Y	5.61	66.78	16.41		130.0	
		Z	5.54	66.82	16.40		130.0	
10621-AAB	IEEE 802.11ac WiFi (40MHz, MCS5, 90pc duty cycle)	X	5.62	67.03	16.69	0.46	130.0	± 9.6 %
		Y	5.56	66.80	16.53		130.0	
		Z	5.50	66.82	16.50		130.0	
10622-AAB	IEEE 802.11ac WiFi (40MHz, MCS6, 90pc duty cycle)	X	5.61	67.13	16.74	0.46	130.0	± 9.6 %
		Y	5.56	66.90	16.57		130.0	
		Z	5.50	66.94	16.56		130.0	

10623-AAB	IEEE 802.11ac WiFi (40MHz, MCS7, 90pc duty cycle)	X	5.54	66.86	16.51	0.46	130.0	± 9.6 %
		Y	5.47	66.57	16.30		130.0	
		Z	5.40	66.58	16.27		130.0	
10624-AAB	IEEE 802.11ac WiFi (40MHz, MCS8, 90pc duty cycle)	X	5.69	66.89	16.58	0.46	130.0	± 9.6 %
		Y	5.64	66.67	16.41		130.0	
		Z	5.58	66.74	16.41		130.0	
10625-AAB	IEEE 802.11ac WiFi (40MHz, MCS9, 90pc duty cycle)	X	6.04	67.74	17.05	0.46	130.0	± 9.6 %
		Y	6.03	67.66	16.95		130.0	
		Z	6.00	67.84	17.02		130.0	
10626-AAB	IEEE 802.11ac WiFi (80MHz, MCS0, 90pc duty cycle)	X	5.78	66.87	16.46	0.46	130.0	± 9.6 %
		Y	5.73	66.65	16.29		130.0	
		Z	5.69	66.71	16.29		130.0	
10627-AAB	IEEE 802.11ac WiFi (80MHz, MCS1, 90pc duty cycle)	X	6.04	67.38	16.65	0.46	130.0	± 9.6 %
		Y	6.00	67.21	16.52		130.0	
		Z	5.95	67.28	16.53		130.0	
10628-AAB	IEEE 802.11ac WiFi (80MHz, MCS2, 90pc duty cycle)	X	5.87	67.10	16.47	0.46	130.0	± 9.6 %
		Y	5.81	66.87	16.29		130.0	
		Z	5.76	66.92	16.30		130.0	
10629-AAB	IEEE 802.11ac WiFi (80MHz, MCS3, 90pc duty cycle)	X	5.98	67.25	16.53	0.46	130.0	± 9.6 %
		Y	5.92	67.00	16.35		130.0	
		Z	5.85	66.99	16.32		130.0	
10630-AAB	IEEE 802.11ac WiFi (80MHz, MCS4, 90pc duty cycle)	X	6.60	69.22	17.52	0.46	130.0	± 9.6 %
		Y	6.58	69.06	17.38		130.0	
		Z	6.45	68.96	17.32		130.0	
10631-AAB	IEEE 802.11ac WiFi (80MHz, MCS5, 90pc duty cycle)	X	6.44	68.80	17.48	0.46	130.0	± 9.6 %
		Y	6.38	68.59	17.32		130.0	
		Z	6.26	68.46	17.23		130.0	
10632-AAB	IEEE 802.11ac WiFi (80MHz, MCS6, 90pc duty cycle)	X	6.03	67.50	16.84	0.46	130.0	± 9.6 %
		Y	5.98	67.30	16.70		130.0	
		Z	5.91	67.29	16.66		130.0	
10633-AAB	IEEE 802.11ac WiFi (80MHz, MCS7, 90pc duty cycle)	X	6.01	67.47	16.67	0.46	130.0	± 9.6 %
		Y	5.95	67.22	16.50		130.0	
		Z	5.86	67.16	16.44		130.0	
10634-AAB	IEEE 802.11ac WiFi (80MHz, MCS8, 90pc duty cycle)	X	5.97	67.40	16.69	0.46	130.0	± 9.6 %
		Y	5.91	67.16	16.53		130.0	
		Z	5.82	67.10	16.46		130.0	
10635-AAB	IEEE 802.11ac WiFi (80MHz, MCS9, 90pc duty cycle)	X	5.85	66.78	16.15	0.46	130.0	± 9.6 %
		Y	5.79	66.49	15.94		130.0	
		Z	5.73	66.56	15.97		130.0	
10636-AAC	IEEE 802.11ac WiFi (160MHz, MCS0, 90pc duty cycle)	X	6.18	67.27	16.56	0.46	130.0	± 9.6 %
		Y	6.14	67.07	16.41		130.0	
		Z	6.10	67.11	16.40		130.0	
10637-AAC	IEEE 802.11ac WiFi (160MHz, MCS1, 90pc duty cycle)	X	6.39	67.76	16.78	0.46	130.0	± 9.6 %
		Y	6.34	67.53	16.61		130.0	
		Z	6.27	67.52	16.58		130.0	
10638-AAC	IEEE 802.11ac WiFi (160MHz, MCS2, 90pc duty cycle)	X	6.36	67.63	16.69	0.46	130.0	± 9.6 %
		Y	6.32	67.44	16.54		130.0	
		Z	6.27	67.48	16.55		130.0	

10639-AAC	IEEE 802.11ac WiFi (160MHz, MCS3, 90pc duty cycle)	X	6.38	67.71	16.77	0.46	130.0	± 9.6 %
		Y	6.33	67.49	16.62		130.0	
		Z	6.27	67.50	16.60		130.0	
10640-AAC	IEEE 802.11ac WiFi (160MHz, MCS4, 90pc duty cycle)	X	6.43	67.85	16.80	0.46	130.0	± 9.6 %
		Y	6.38	67.63	16.63		130.0	
		Z	6.31	67.62	16.61		130.0	
10641-AAC	IEEE 802.11ac WiFi (160MHz, MCS5, 90pc duty cycle)	X	6.40	67.53	16.65	0.46	130.0	± 9.6 %
		Y	6.35	67.30	16.49		130.0	
		Z	6.29	67.34	16.48		130.0	
10642-AAC	IEEE 802.11ac WiFi (160MHz, MCS6, 90pc duty cycle)	X	6.48	67.86	16.97	0.46	130.0	± 9.6 %
		Y	6.42	67.63	16.81		130.0	
		Z	6.35	67.61	16.77		130.0	
10643-AAC	IEEE 802.11ac WiFi (160MHz, MCS7, 90pc duty cycle)	X	6.31	67.58	16.75	0.46	130.0	± 9.6 %
		Y	6.25	67.34	16.57		130.0	
		Z	6.19	67.36	16.56		130.0	
10644-AAC	IEEE 802.11ac WiFi (160MHz, MCS8, 90pc duty cycle)	X	6.58	68.40	17.19	0.46	130.0	± 9.6 %
		Y	6.53	68.15	17.01		130.0	
		Z	6.43	68.09	16.96		130.0	
10645-AAC	IEEE 802.11ac WiFi (160MHz, MCS9, 90pc duty cycle)	X	6.81	68.60	17.23	0.46	130.0	± 9.6 %
		Y	6.79	68.43	17.09		130.0	
		Z	6.78	68.63	17.18		130.0	
10646-AAD	LTE-TDD (SC-FDMA, 1 RB, 5 MHz, QPSK, UL Subframe=2,7)	X	25.15	105.85	35.05	9.30	60.0	± 9.6 %
		Y	21.75	102.80	33.96		60.0	
		Z	30.08	111.30	36.91		60.0	
10647-AAC	LTE-TDD (SC-FDMA, 1 RB, 20 MHz, QPSK, UL Subframe=2,7)	X	26.44	107.75	35.76	9.30	60.0	± 9.6 %
		Y	22.30	104.09	34.48		60.0	
		Z	32.07	113.59	37.73		60.0	
10648-AAA	CDMA2000 (1x Advanced)	X	0.88	65.58	12.85	0.00	150.0	± 9.6 %
		Y	0.76	63.51	11.26		150.0	
		Z	0.73	63.36	10.94		150.0	
10652-AAB	LTE-TDD (OFDMA, 5 MHz, E-TM 3.1, Clipping 44%)	X	4.67	68.94	17.67	2.23	80.0	± 9.6 %
		Y	4.45	68.16	17.20		80.0	
		Z	4.45	68.41	17.21		80.0	
10653-AAB	LTE-TDD (OFDMA, 10 MHz, E-TM 3.1, Clipping 44%)	X	5.13	68.26	17.69	2.23	80.0	± 9.6 %
		Y	4.94	67.62	17.31		80.0	
		Z	4.95	67.85	17.35		80.0	
10654-AAB	LTE-TDD (OFDMA, 15 MHz, E-TM 3.1, Clipping 44%)	X	5.04	67.95	17.68	2.23	80.0	± 9.6 %
		Y	4.86	67.32	17.30		80.0	
		Z	4.89	67.55	17.36		80.0	
10655-AAB	LTE-TDD (OFDMA, 20 MHz, E-TM 3.1, Clipping 44%)	X	5.09	68.03	17.74	2.23	80.0	± 9.6 %
		Y	4.92	67.39	17.35		80.0	
		Z	4.94	67.61	17.41		80.0	
10658-AAA	Pulse Waveform (200Hz, 10%)	X	11.06	82.99	22.61	10.00	50.0	± 9.6 %
		Y	11.23	83.63	22.75		50.0	
		Z	10.79	82.81	22.39		50.0	
10659-AAA	Pulse Waveform (200Hz, 20%)	X	18.52	92.74	24.40	6.99	60.0	± 9.6 %
		Y	20.18	94.23	24.71		60.0	
		Z	17.35	91.74	23.89		60.0	

10660-AAA	Pulse Waveform (200Hz, 40%)	X	100.00	116.44	28.66	3.98	80.0	± 9.6 %
		Y	100.00	115.80	28.20		80.0	
		Z	100.00	115.68	28.17		80.0	
10661-AAA	Pulse Waveform (200Hz, 60%)	X	100.00	117.14	27.43	2.22	100.0	± 9.6 %
		Y	100.00	115.35	26.46		100.0	
		Z	100.00	115.50	26.56		100.0	
10662-AAA	Pulse Waveform (200Hz, 80%)	X	100.00	121.39	27.21	0.97	120.0	± 9.6 %
		Y	100.00	115.32	24.49		120.0	
		Z	100.00	116.43	25.01		120.0	

[E] Uncertainty is determined using the max. deviation from linear response applying rectangular distribution and is expressed for the square of the field value.

Calibration Laboratory of
Schmid & Partner
Engineering AG
Zeughausstrasse 43, 8004 Zurich, Switzerland

S Schweizerischer Kalibrierdienst
C Service suisse d'étalonnage
Servizio svizzero di taratura
S Swiss Calibration Service

Accredited by the Swiss Accreditation Service (SAS)
The Swiss Accreditation Service is one of the signatories to the EA Multilateral Agreement for the recognition of calibration certificates

Accreditation No.: SCS 0108

Client PC Test

Certificate No: ES3-3131_Mar18

CALIBRATION CERTIFICATE

Object	ES3DV3 - SN:3131
Calibration procedure(s)	QA CAL-01.v9, QA CAL-23.v5, QA CAL-25.v6 Calibration procedure for dosimetric E-field probes
Calibration date:	March 13, 2018

SC 3/21/18

This calibration certificate documents the traceability to national standards, which realize the physical units of measurements (SI).
The measurements and the uncertainties with confidence probability are given on the following pages and are part of the certificate.

All calibrations have been conducted in the closed laboratory facility: environment temperature (22 ± 3)°C and humidity < 70%.

Calibration Equipment used (M&TE critical for calibration)

Primary Standards	ID	Cal Date (Certificate No.)	Scheduled Calibration
Power meter NRP	SN: 104778	04-Apr-17 (No. 217-02521/02522)	Apr-18
Power sensor NRP-Z91	SN: 103244	04-Apr-17 (No. 217-02521)	Apr-18
Power sensor NRP-Z91	SN: 103245	04-Apr-17 (No. 217-02525)	Apr-18
Reference 20 dB Attenuator	SN: S5277 (20x)	07-Apr-17 (No. 217-02528)	Apr-18
Reference Probe ES3DV2	SN: 3013	30-Dec-17 (No. ES3-3013_Dec17)	Dec-18
DAE4	SN: 660	21-Dec-17 (No. DAE4-660_Dec17)	Dec-18
Secondary Standards	ID	Check Date (in house)	Scheduled Check
Power meter E4419B	SN: GB41293874	06-Apr-16 (in house check Jun-16)	In house check: Jun-18
Power sensor E4412A	SN: MY41498087	06-Apr-16 (in house check Jun-16)	In house check: Jun-18
Power sensor E4412A	SN: 000110210	06-Apr-16 (in house check Jun-16)	In house check: Jun-18
RF generator HP 8648C	SN: US3642U01700	04-Aug-99 (in house check Jun-16)	In house check: Jun-18
Network Analyzer HP 8753E	SN: US37390585	18-Oct-01 (in house check Oct-17)	In house check: Oct-18

	Name	Function	Signature
Calibrated by:	Jeton Kastrati	Laboratory Technician	
Approved by:	Katja Pokovic	Technical Manager	

Issued: March 13, 2018

This calibration certificate shall not be reproduced except in full without written approval of the laboratory.

Glossary:

TSL	tissue simulating liquid
NORMx,y,z	sensitivity in free space
ConvF	sensitivity in TSL / NORMx,y,z
DCP	diode compression point
CF	crest factor (1/duty_cycle) of the RF signal
A, B, C, D	modulation dependent linearization parameters
Polarization φ	φ rotation around probe axis
Polarization ϑ	ϑ rotation around an axis that is in the plane normal to probe axis (at measurement center), i.e., ϑ = 0 is normal to probe axis
Connector Angle	information used in DASY system to align probe sensor X to the robot coordinate system

Calibration is Performed According to the Following Standards:

a) IEEE Std 1528-2013, "IEEE Recommended Practice for Determining the Peak Spatial-Averaged Specific Absorption Rate (SAR) in the Human Head from Wireless Communications Devices: Measurement Techniques", June 2013
b) IEC 62209-1, ", "Measurement procedure for the assessment of Specific Absorption Rate (SAR) from hand-held and body-mounted devices used next to the ear (frequency range of 300 MHz to 6 GHz)", July 2016
c) IEC 62209-2, "Procedure to determine the Specific Absorption Rate (SAR) for wireless communication devices used in close proximity to the human body (frequency range of 30 MHz to 6 GHz)", March 2010
d) KDB 865664, "SAR Measurement Requirements for 100 MHz to 6 GHz"

Methods Applied and Interpretation of Parameters:

- *NORMx,y,z:* Assessed for E-field polarization ϑ = 0 (f ≤ 900 MHz in TEM-cell; f > 1800 MHz: R22 waveguide). NORMx,y,z are only intermediate values, i.e., the uncertainties of NORMx,y,z does not affect the E^2-field uncertainty inside TSL (see below *ConvF*).
- *NORM(f)x,y,z = NORMx,y,z * frequency_response* (see Frequency Response Chart). This linearization is implemented in DASY4 software versions later than 4.2. The uncertainty of the frequency response is included in the stated uncertainty of *ConvF*.
- *DCPx,y,z:* DCP are numerical linearization parameters assessed based on the data of power sweep with CW signal (no uncertainty required). DCP does not depend on frequency nor media.
- *PAR:* PAR is the Peak to Average Ratio that is not calibrated but determined based on the signal characteristics
- *Ax,y,z; Bx,y,z; Cx,y,z; Dx,y,z; VRx,y,z: A, B, C, D* are numerical linearization parameters assessed based on the data of power sweep for specific modulation signal. The parameters do not depend on frequency nor media. *VR* is the maximum calibration range expressed in RMS voltage across the diode.
- *ConvF and Boundary Effect Parameters:* Assessed in flat phantom using E-field (or Temperature Transfer Standard for f ≤ 800 MHz) and inside waveguide using analytical field distributions based on power measurements for f > 800 MHz. The same setups are used for assessment of the parameters applied for boundary compensation (alpha, depth) of which typical uncertainty values are given. These parameters are used in DASY4 software to improve probe accuracy close to the boundary. The sensitivity in TSL corresponds to *NORMx,y,z * ConvF* whereby the uncertainty corresponds to that given for *ConvF*. A frequency dependent *ConvF* is used in DASY version 4.4 and higher which allows extending the validity from ± 50 MHz to ± 100 MHz.
- *Spherical isotropy (3D deviation from isotropy)*: in a field of low gradients realized using a flat phantom exposed by a patch antenna.
- *Sensor Offset*: The sensor offset corresponds to the offset of virtual measurement center from the probe tip (on probe axis). No tolerance required.
- *Connector Angle*: The angle is assessed using the information gained by determining the *NORMx* (no uncertainty required).

Probe ES3DV3

SN:3131

Manufactured: February 6, 2007
Calibrated: March 13, 2018

Calibrated for DASY/EASY Systems
(Note: non-compatible with DASY2 system!)

DASY/EASY - Parameters of Probe: ES3DV3 - SN:3131

Basic Calibration Parameters

	Sensor X	Sensor Y	Sensor Z	Unc (k=2)
Norm ($\mu V/(V/m)^2$)[A]	1.27	1.26	1.21	± 10.1 %
DCP (mV)[B]	104.8	101.0	102.1	

Modulation Calibration Parameters

UID	Communication System Name		A dB	B dB√μV	C	D dB	VR mV	Unc[E] (k=2)
0	CW	X	0.0	0.0	1.0	0.00	190.2	±3.5 %
		Y	0.0	0.0	1.0		209.7	
		Z	0.0	0.0	1.0		205.3	

Note: For details on UID parameters see Appendix.

Sensor Model Parameters

	C1 fF	C2 fF	α V^{-1}	T1 $ms.V^{-2}$	T2 $ms.V^{-1}$	T3 ms	T4 V^{-2}	T5 V^{-1}	T6
X	59.71	424.3	34.95	29.43	2.926	5.10	0.529	0.536	1.010
Y	55.55	399.2	35.49	28.93	2.461	5.10	0.546	0.521	1.009
Z	63.86	454.3	34.89	29.70	3.365	5.10	0.736	0.556	1.011

The reported uncertainty of measurement is stated as the standard uncertainty of measurement multiplied by the coverage factor k=2, which for a normal distribution corresponds to a coverage probability of approximately 95%.

[A] The uncertainties of Norm X,Y,Z do not affect the E^2-field uncertainty inside TSL (see Pages 5 and 6).
[B] Numerical linearization parameter: uncertainty not required.
[E] Uncertainty is determined using the max. deviation from linear response applying rectangular distribution and is expressed for the square of the field value.

DASY/EASY - Parameters of Probe: ES3DV3 - SN:3131

Calibration Parameter Determined in Head Tissue Simulating Media

f (MHz) [C]	Relative Permittivity [F]	Conductivity (S/m) [F]	ConvF X	ConvF Y	ConvF Z	Alpha [G]	Depth [G] (mm)	Unc (k=2)
750	41.9	0.89	6.65	6.65	6.65	0.80	1.13	± 12.0 %
835	41.5	0.90	6.35	6.35	6.35	0.80	1.09	± 12.0 %
1750	40.1	1.37	5.57	5.57	5.57	0.41	1.61	± 12.0 %
1900	40.0	1.40	5.27	5.27	5.27	0.55	1.42	± 12.0 %
2300	39.5	1.67	5.01	5.01	5.01	0.78	1.19	± 12.0 %
2450	39.2	1.80	4.75	4.75	4.75	0.71	1.31	± 12.0 %
2600	39.0	1.96	4.56	4.56	4.56	0.64	1.39	± 12.0 %

[C] Frequency validity above 300 MHz of ± 100 MHz only applies for DASY v4.4 and higher (see Page 2), else it is restricted to ± 50 MHz. The uncertainty is the RSS of the ConvF uncertainty at calibration frequency and the uncertainty for the indicated frequency band. Frequency validity below 300 MHz is ± 10, 25, 40, 50 and 70 MHz for ConvF assessments at 30, 64, 128, 150 and 220 MHz respectively. Above 5 GHz frequency validity can be extended to ± 110 MHz.

[F] At frequencies below 3 GHz, the validity of tissue parameters (ε and σ) can be relaxed to ± 10% if liquid compensation formula is applied to measured SAR values. At frequencies above 3 GHz, the validity of tissue parameters (ε and σ) is restricted to ± 5%. The uncertainty is the RSS of the ConvF uncertainty for indicated target tissue parameters.

[G] Alpha/Depth are determined during calibration. SPEAG warrants that the remaining deviation due to the boundary effect after compensation is always less than ± 1% for frequencies below 3 GHz and below ± 2% for frequencies between 3-6 GHz at any distance larger than half the probe tip diameter from the boundary.

DASY/EASY - Parameters of Probe: ES3DV3 - SN:3131

Calibration Parameter Determined in Body Tissue Simulating Media

f (MHz) [C]	Relative Permittivity [F]	Conductivity (S/m) [F]	ConvF X	ConvF Y	ConvF Z	Alpha [G]	Depth [G] (mm)	Unc (k=2)
750	55.5	0.96	6.26	6.26	6.26	0.80	1.10	± 12.0 %
835	55.2	0.97	6.14	6.14	6.14	0.80	1.16	± 12.0 %
1750	53.4	1.49	5.03	5.03	5.03	0.69	1.29	± 12.0 %
1900	53.3	1.52	4.80	4.80	4.80	0.45	1.65	± 12.0 %
2300	52.9	1.81	4.59	4.59	4.59	0.80	1.22	± 12.0 %
2450	52.7	1.95	4.45	4.45	4.45	0.80	1.25	± 12.0 %
2600	52.5	2.16	4.25	4.25	4.25	0.80	1.20	± 12.0 %

[C] Frequency validity above 300 MHz of ± 100 MHz only applies for DASY v4.4 and higher (see Page 2), else it is restricted to ± 50 MHz. The uncertainty is the RSS of the ConvF uncertainty at calibration frequency and the uncertainty for the indicated frequency band. Frequency validity below 300 MHz is ± 10, 25, 40, 50 and 70 MHz for ConvF assessments at 30, 64, 128, 150 and 220 MHz respectively. Above 5 GHz frequency validity can be extended to ± 110 MHz.

[F] At frequencies below 3 GHz, the validity of tissue parameters (ε and σ) can be relaxed to ± 10% if liquid compensation formula is applied to measured SAR values. At frequencies above 3 GHz, the validity of tissue parameters (ε and σ) is restricted to ± 5%. The uncertainty is the RSS of the ConvF uncertainty for indicated target tissue parameters.

[G] Alpha/Depth are determined during calibration. SPEAG warrants that the remaining deviation due to the boundary effect after compensation is always less than ± 1% for frequencies below 3 GHz and below ± 2% for frequencies between 3-6 GHz at any distance larger than half the probe tip diameter from the boundary.

Frequency Response of E-Field
(TEM-Cell:ifi110 EXX, Waveguide: R22)

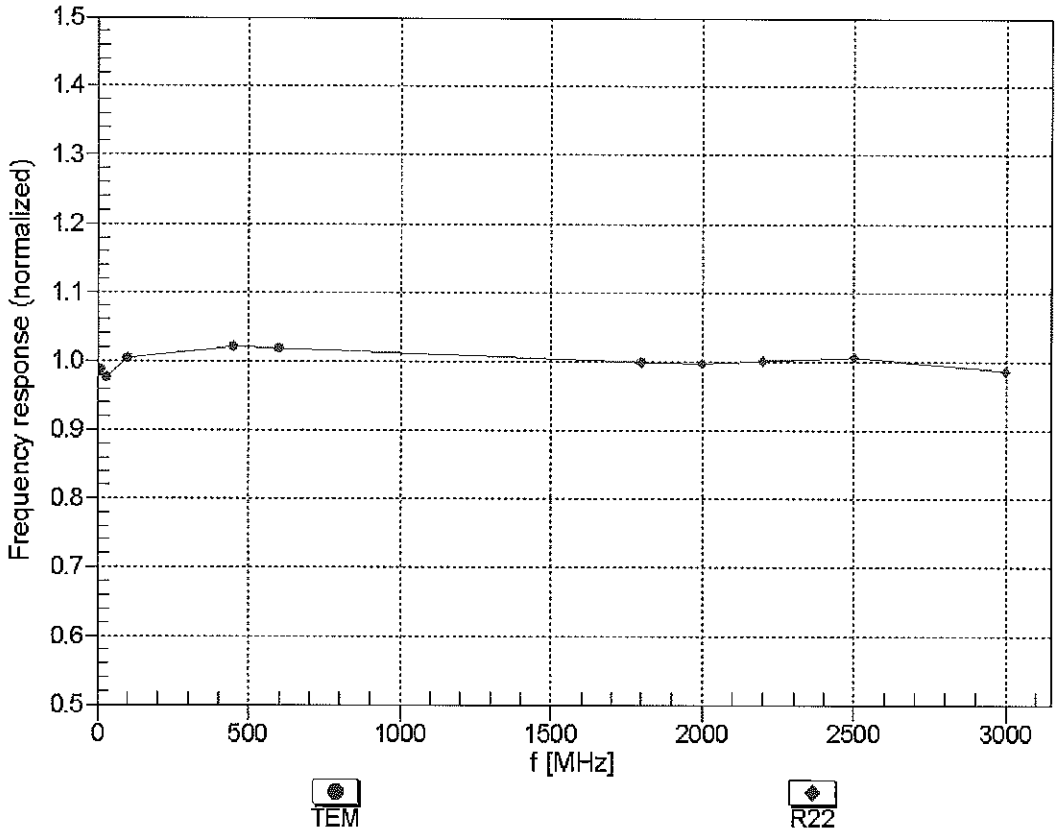

Uncertainty of Frequency Response of E-field: ± 6.3% (k=2)

Receiving Pattern (ϕ), ϑ = 0°

f=600 MHz,TEM

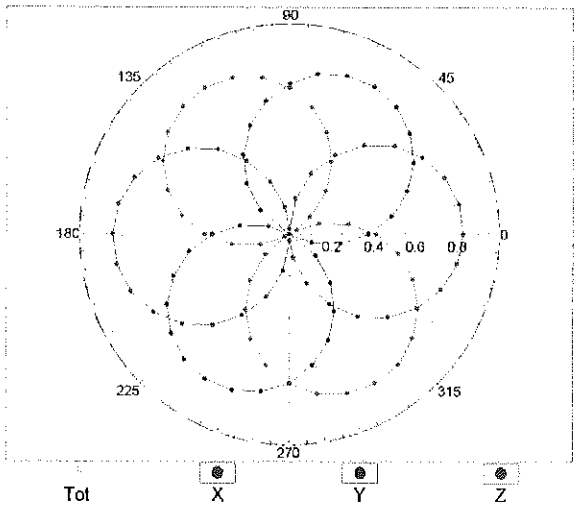

f=1800 MHz,R22

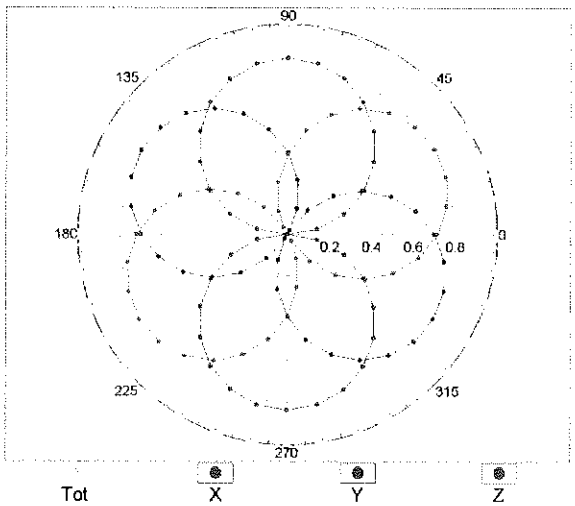

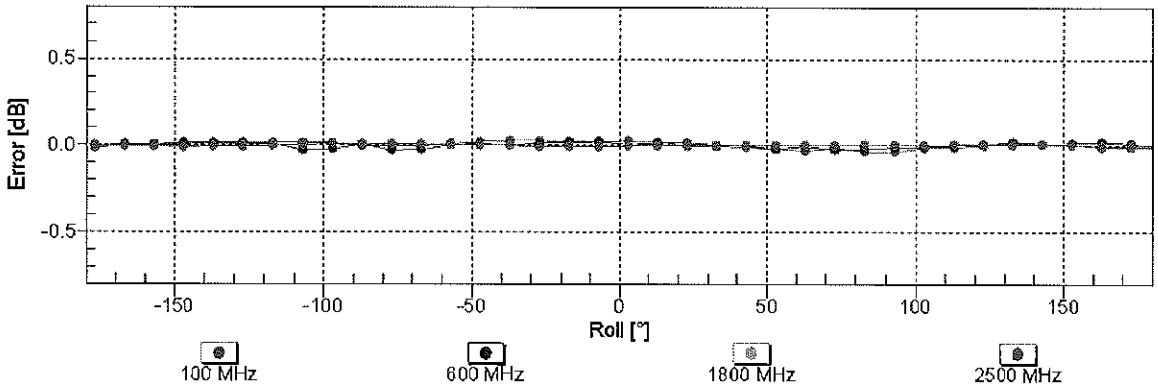

Uncertainty of Axial Isotropy Assessment: ± 0.5% (k=2)

Dynamic Range f(SAR_{head})

(TEM cell , f_{eval}= 1900 MHz)

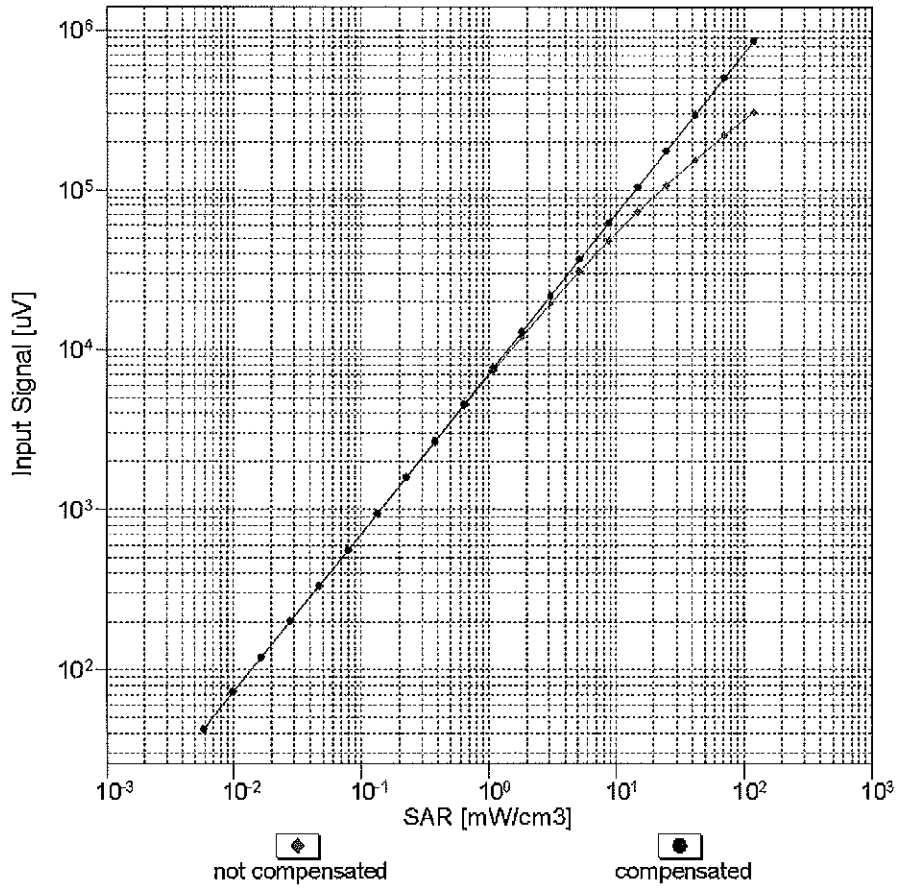

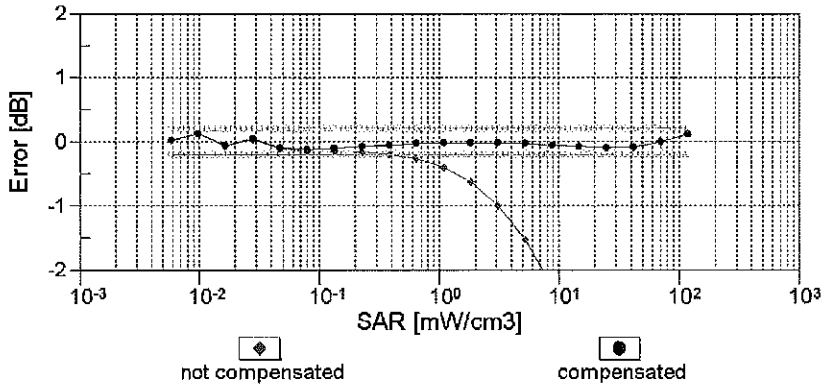

Uncertainty of Linearity Assessment: ± 0.6% (k=2)

Conversion Factor Assessment

f = 835 MHz,WGLS R9 (H_convF)

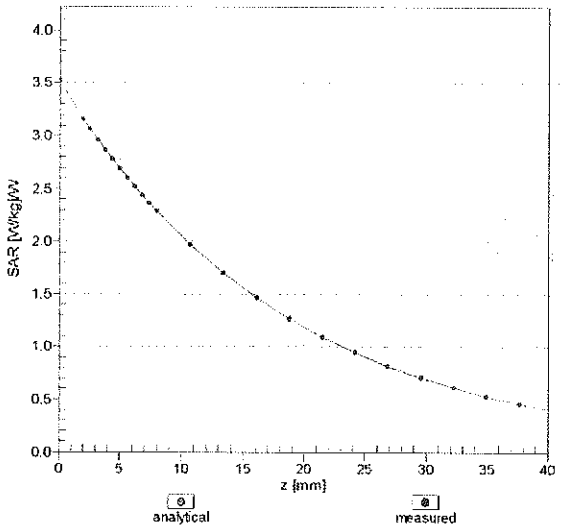

f = 1900 MHz,WGLS R22 (H_convF)

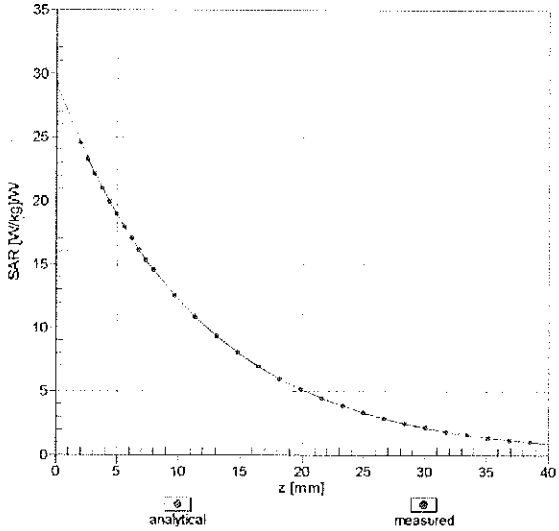

Deviation from Isotropy in Liquid

Error (ϕ, ϑ), f = 900 MHz

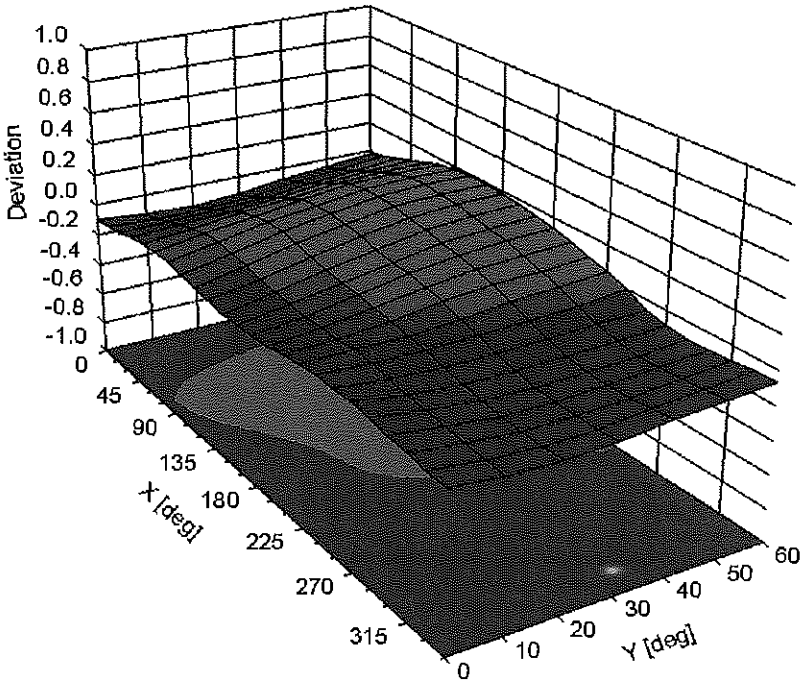

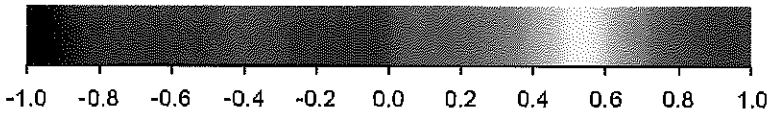

Uncertainty of Spherical Isotropy Assessment: ± 2.6% (k=2)

DASY/EASY - Parameters of Probe: ES3DV3 - SN:3131

Other Probe Parameters

Sensor Arrangement	Triangular
Connector Angle (°)	-37
Mechanical Surface Detection Mode	enabled
Optical Surface Detection Mode	disabled
Probe Overall Length	337 mm
Probe Body Diameter	10 mm
Tip Length	10 mm
Tip Diameter	4 mm
Probe Tip to Sensor X Calibration Point	2 mm
Probe Tip to Sensor Y Calibration Point	2 mm
Probe Tip to Sensor Z Calibration Point	2 mm
Recommended Measurement Distance from Surface	3 mm

Appendix: Modulation Calibration Parameters

UID	Communication System Name		A dB	B dB√μV	C	D dB	VR mV	Max Unc[E] (k=2)
0	CW	X	0.00	0.00	1.00	0.00	190.2	± 3.5 %
		Y	0.00	0.00	1.00		209.7	
		Z	0.00	0.00	1.00		205.3	
10010-CAA	SAR Validation (Square, 100ms, 10ms)	X	9.70	81.61	20.07	10.00	25.0	± 9.6 %
		Y	8.09	78.72	18.33		25.0	
		Z	8.65	79.46	19.49		25.0	
10011-CAB	UMTS-FDD (WCDMA)	X	1.28	71.48	17.61	0.00	150.0	± 9.6 %
		Y	0.99	67.09	14.81		150.0	
		Z	1.09	68.27	15.63		150.0	
10012-CAB	IEEE 802.11b WiFi 2.4 GHz (DSSS, 1 Mbps)	X	1.36	66.34	16.80	0.41	150.0	± 9.6 %
		Y	1.25	64.91	15.58		150.0	
		Z	1.31	65.37	15.94		150.0	
10013-CAB	IEEE 802.11g WiFi 2.4 GHz (DSSS-OFDM, 6 Mbps)	X	5.18	67.46	17.61	1.46	150.0	± 9.6 %
		Y	5.07	67.19	17.35		150.0	
		Z	5.19	67.29	17.43		150.0	
10021-DAC	GSM-FDD (TDMA, GMSK)	X	21.37	96.39	26.81	9.39	50.0	± 9.6 %
		Y	30.58	101.71	27.75		50.0	
		Z	14.87	89.78	24.86		50.0	
10023-DAC	GPRS-FDD (TDMA, GMSK, TN 0)	X	19.13	94.38	26.23	9.57	50.0	± 9.6 %
		Y	25.16	98.44	26.84		50.0	
		Z	14.01	88.61	24.51		50.0	
10024-DAC	GPRS-FDD (TDMA, GMSK, TN 0-1)	X	100.00	119.54	31.26	6.56	60.0	± 9.6 %
		Y	100.00	117.35	29.89		60.0	
		Z	47.84	108.37	28.65		60.0	
10025-DAC	EDGE-FDD (TDMA, 8PSK, TN 0)	X	22.23	110.40	41.95	12.57	50.0	± 9.6 %
		Y	17.21	103.09	38.95		50.0	
		Z	18.59	103.51	39.13		50.0	
10026-DAC	EDGE-FDD (TDMA, 8PSK, TN 0-1)	X	21.90	105.65	36.48	9.56	60.0	± 9.6 %
		Y	19.07	102.43	35.12		60.0	
		Z	18.57	100.40	34.43		60.0	
10027-DAC	GPRS-FDD (TDMA, GMSK, TN 0-1-2)	X	100.00	118.49	29.81	4.80	80.0	± 9.6 %
		Y	100.00	115.80	28.25		80.0	
		Z	100.00	118.07	29.75		80.0	
10028-DAC	GPRS-FDD (TDMA, GMSK, TN 0-1-2-3)	X	100.00	118.84	29.12	3.55	100.0	± 9.6 %
		Y	100.00	115.34	27.23		100.0	
		Z	100.00	117.81	28.76		100.0	
10029-DAC	EDGE-FDD (TDMA, 8PSK, TN 0-1-2)	X	15.03	97.24	32.55	7.80	80.0	± 9.6 %
		Y	12.91	93.88	31.10		80.0	
		Z	13.55	93.79	31.06		80.0	
10030-CAA	IEEE 802.15.1 Bluetooth (GFSK, DH1)	X	100.00	118.09	29.97	5.30	70.0	± 9.6 %
		Y	100.00	115.53	28.47		70.0	
		Z	100.00	117.95	30.06		70.0	
10031-CAA	IEEE 802.15.1 Bluetooth (GFSK, DH3)	X	100.00	120.93	28.41	1.88	100.0	± 9.6 %
		Y	100.00	113.98	25.09		100.0	
		Z	100.00	118.18	27.28		100.0	

10032-CAA	IEEE 802.15.1 Bluetooth (GFSK, DH5)	X	100.00	127.01	29.78	1.17	100.0	± 9.6 %
		Y	100.00	114.85	24.36		100.0	
		Z	100.00	121.16	27.38		100.0	
10033-CAA	IEEE 802.15.1 Bluetooth (PI/4-DQPSK, DH1)	X	20.78	99.53	27.79	5.30	70.0	± 9.6 %
		Y	19.34	97.65	26.66		70.0	
		Z	13.81	92.04	25.45		70.0	
10034-CAA	IEEE 802.15.1 Bluetooth (PI/4-DQPSK, DH3)	X	12.96	96.00	25.24	1.88	100.0	± 9.6 %
		Y	7.44	86.66	21.59		100.0	
		Z	6.91	85.91	21.97		100.0	
10035-CAA	IEEE 802.15.1 Bluetooth (PI/4-DQPSK, DH5)	X	7.00	88.70	22.77	1.17	100.0	± 9.6 %
		Y	3.95	79.50	18.86		100.0	
		Z	4.17	80.37	19.79		100.0	
10036-CAA	IEEE 802.15.1 Bluetooth (8-DPSK, DH1)	X	25.54	103.17	28.91	5.30	70.0	± 9.6 %
		Y	24.56	101.70	27.91		70.0	
		Z	15.79	94.44	26.27		70.0	
10037-CAA	IEEE 802.15.1 Bluetooth (8-DPSK, DH3)	X	12.38	95.34	25.01	1.88	100.0	± 9.6 %
		Y	7.01	85.86	21.29		100.0	
		Z	6.72	85.54	21.81		100.0	
10038-CAA	IEEE 802.15.1 Bluetooth (8-DPSK, DH5)	X	7.40	89.83	23.23	1.17	100.0	± 9.6 %
		Y	4.11	80.29	19.23		100.0	
		Z	4.31	81.10	20.14		100.0	
10039-CAB	CDMA2000 (1xRTT, RC1)	X	2.72	77.70	18.83	0.00	150.0	± 9.6 %
		Y	1.75	71.04	15.31		150.0	
		Z	1.99	72.39	16.50		150.0	
10042-CAB	IS-54 / IS-136 FDD (TDMA/FDM, PI/4-DQPSK, Halfrate)	X	59.15	110.49	29.04	7.78	50.0	± 9.6 %
		Y	84.85	113.90	29.06		50.0	
		Z	23.75	96.54	25.38		50.0	
10044-CAA	IS-91/EIA/TIA-553 FDD (FDMA, FM)	X	0.00	120.72	0.22	0.00	150.0	± 9.6 %
		Y	0.02	127.01	0.12		150.0	
		Z	0.00	108.37	4.86		150.0	
10048-CAA	DECT (TDD, TDMA/FDM, GFSK, Full Slot, 24)	X	11.59	83.57	24.35	13.80	25.0	± 9.6 %
		Y	12.79	85.72	24.55		25.0	
		Z	10.49	80.96	23.58		25.0	
10049-CAA	DECT (TDD, TDMA/FDM, GFSK, Double Slot, 12)	X	13.73	88.07	24.55	10.79	40.0	± 9.6 %
		Y	15.47	90.03	24.62		40.0	
		Z	11.69	84.69	23.55		40.0	
10056-CAA	UMTS-TDD (TD-SCDMA, 1.28 Mcps)	X	13.55	88.32	25.13	9.03	50.0	± 9.6 %
		Y	13.84	88.70	24.80		50.0	
		Z	11.76	85.13	24.06		50.0	
10058-DAC	EDGE-FDD (TDMA, 8PSK, TN 0-1-2-3)	X	11.01	91.12	29.68	6.55	100.0	± 9.6 %
		Y	9.50	88.00	28.27		100.0	
		Z	10.33	88.76	28.55		100.0	
10059-CAB	IEEE 802.11b WiFi 2.4 GHz (DSSS, 2 Mbps)	X	1.58	69.01	18.07	0.61	110.0	± 9.6 %
		Y	1.42	67.12	16.66		110.0	
		Z	1.51	67.68	17.04		110.0	
10060-CAB	IEEE 802.11b WiFi 2.4 GHz (DSSS, 5.5 Mbps)	X	100.00	132.95	34.51	1.30	110.0	± 9.6 %
		Y	100.00	128.66	32.37		110.0	
		Z	100.00	129.71	33.09		110.0	

10061-CAB	IEEE 802.11b WiFi 2.4 GHz (DSSS, 11 Mbps)	X	20.38	108.34	30.72	2.04	110.0	± 9.6 %
		Y	11.19	97.44	27.03		110.0	
		Z	10.04	95.03	26.45		110.0	
10062-CAC	IEEE 802.11a/h WiFi 5 GHz (OFDM, 6 Mbps)	X	4.90	67.22	16.91	0.49	100.0	± 9.6 %
		Y	4.79	66.93	16.63		100.0	
		Z	4.90	67.02	16.70		100.0	
10063-CAC	IEEE 802.11a/h WiFi 5 GHz (OFDM, 9 Mbps)	X	4.94	67.39	17.05	0.72	100.0	± 9.6 %
		Y	4.83	67.10	16.77		100.0	
		Z	4.94	67.19	16.85		100.0	
10064-CAC	IEEE 802.11a/h WiFi 5 GHz (OFDM, 12 Mbps)	X	5.27	67.72	17.31	0.86	100.0	± 9.6 %
		Y	5.15	67.43	17.04		100.0	
		Z	5.29	67.55	17.13		100.0	
10065-CAC	IEEE 802.11a/h WiFi 5 GHz (OFDM, 18 Mbps)	X	5.18	67.78	17.49	1.21	100.0	± 9.6 %
		Y	5.06	67.46	17.21		100.0	
		Z	5.20	67.61	17.30		100.0	
10066-CAC	IEEE 802.11a/h WiFi 5 GHz (OFDM, 24 Mbps)	X	5.24	67.92	17.73	1.46	100.0	± 9.6 %
		Y	5.12	67.60	17.44		100.0	
		Z	5.26	67.76	17.55		100.0	
10067-CAC	IEEE 802.11a/h WiFi 5 GHz (OFDM, 36 Mbps)	X	5.56	68.08	18.18	2.04	100.0	± 9.6 %
		Y	5.44	67.80	17.91		100.0	
		Z	5.59	67.93	18.02		100.0	
10068-CAC	IEEE 802.11a/h WiFi 5 GHz (OFDM, 48 Mbps)	X	5.71	68.47	18.57	2.55	100.0	± 9.6 %
		Y	5.57	68.12	18.27		100.0	
		Z	5.76	68.36	18.42		100.0	
10069-CAC	IEEE 802.11a/h WiFi 5 GHz (OFDM, 54 Mbps)	X	5.79	68.41	18.75	2.67	100.0	± 9.6 %
		Y	5.65	68.09	18.46		100.0	
		Z	5.83	68.29	18.60		100.0	
10071-CAB	IEEE 802.11g WiFi 2.4 GHz (DSSS/OFDM, 9 Mbps)	X	5.33	67.71	18.01	1.99	100.0	± 9.6 %
		Y	5.22	67.44	17.74		100.0	
		Z	5.35	67.56	17.84		100.0	
10072-CAB	IEEE 802.11g WiFi 2.4 GHz (DSSS/OFDM, 12 Mbps)	X	5.41	68.32	18.35	2.30	100.0	± 9.6 %
		Y	5.28	67.99	18.07		100.0	
		Z	5.43	68.17	18.17		100.0	
10073-CAB	IEEE 802.11g WiFi 2.4 GHz (DSSS/OFDM, 18 Mbps)	X	5.55	68.71	18.79	2.83	100.0	± 9.6 %
		Y	5.42	68.35	18.49		100.0	
		Z	5.59	68.57	18.62		100.0	
10074-CAB	IEEE 802.11g WiFi 2.4 GHz (DSSS/OFDM, 24 Mbps)	X	5.60	68.80	19.06	3.30	100.0	± 9.6 %
		Y	5.46	68.43	18.75		100.0	
		Z	5.64	68.69	18.91		100.0	
10075-CAB	IEEE 802.11g WiFi 2.4 GHz (DSSS/OFDM, 36 Mbps)	X	5.77	69.35	19.60	3.82	90.0	± 9.6 %
		Y	5.61	68.90	19.23		90.0	
		Z	5.83	69.29	19.46		90.0	
10076-CAB	IEEE 802.11g WiFi 2.4 GHz (DSSS/OFDM, 48 Mbps)	X	5.79	69.16	19.72	4.15	90.0	± 9.6 %
		Y	5.63	68.72	19.36		90.0	
		Z	5.84	69.09	19.58		90.0	
10077-CAB	IEEE 802.11g WiFi 2.4 GHz (DSSS/OFDM, 54 Mbps)	X	5.83	69.26	19.83	4.30	90.0	± 9.6 %
		Y	5.67	68.81	19.47		90.0	
		Z	5.89	69.20	19.69		90.0	

10081-CAB	CDMA2000 (1xRTT, RC3)	X	1.20	71.01	15.79	0.00	150.0	± 9.6 %
		Y	0.81	65.47	12.21		150.0	
		Z	0.96	67.03	13.66		150.0	
10082-CAB	IS-54 / IS-136 FDD (TDMA/FDM, PI/4-DQPSK, Fullrate)	X	2.34	64.70	9.44	4.77	80.0	± 9.6 %
		Y	1.96	63.12	8.15		80.0	
		Z	2.41	64.66	9.57		80.0	
10090-DAC	GPRS-FDD (TDMA, GMSK, TN 0-4)	X	100.00	119.63	31.33	6.56	60.0	± 9.6 %
		Y	100.00	117.44	29.96		60.0	
		Z	46.14	107.88	28.56		60.0	
10097-CAB	UMTS-FDD (HSDPA)	X	1.98	69.13	16.74	0.00	150.0	± 9.6 %
		Y	1.78	67.31	15.40		150.0	
		Z	1.85	67.66	15.78		150.0	
10098-CAB	UMTS-FDD (HSUPA, Subtest 2)	X	1.94	69.14	16.74	0.00	150.0	± 9.6 %
		Y	1.74	67.26	15.37		150.0	
		Z	1.81	67.64	15.76		150.0	
10099-DAC	EDGE-FDD (TDMA, 8PSK, TN 0-4)	X	21.76	105.45	36.41	9.56	60.0	± 9.6 %
		Y	19.00	102.30	35.08		60.0	
		Z	18.47	100.23	34.37		60.0	
10100-CAD	LTE-FDD (SC-FDMA, 100% RB, 20 MHz, QPSK)	X	3.49	72.16	17.57	0.00	150.0	± 9.6 %
		Y	3.13	70.27	16.47		150.0	
		Z	3.30	70.93	16.79		150.0	
10101-CAD	LTE-FDD (SC-FDMA, 100% RB, 20 MHz, 16-QAM)	X	3.43	68.49	16.49	0.00	150.0	± 9.6 %
		Y	3.26	67.60	15.84		150.0	
		Z	3.37	67.97	16.05		150.0	
10102-CAD	LTE-FDD (SC-FDMA, 100% RB, 20 MHz, 64-QAM)	X	3.52	68.35	16.53	0.00	150.0	± 9.6 %
		Y	3.36	67.55	15.94		150.0	
		Z	3.47	67.86	16.12		150.0	
10103-CAD	LTE-TDD (SC-FDMA, 100% RB, 20 MHz, QPSK)	X	8.96	78.81	21.55	3.98	65.0	± 9.6 %
		Y	8.50	78.18	21.18		65.0	
		Z	8.56	77.50	20.90		65.0	
10104-CAD	LTE-TDD (SC-FDMA, 100% RB, 20 MHz, 16-QAM)	X	8.82	77.41	21.87	3.98	65.0	± 9.6 %
		Y	8.44	76.84	21.50		65.0	
		Z	8.69	76.68	21.44		65.0	
10105-CAD	LTE-TDD (SC-FDMA, 100% RB, 20 MHz, 64-QAM)	X	7.81	74.99	21.11	3.98	65.0	± 9.6 %
		Y	7.78	75.24	21.10		65.0	
		Z	7.67	74.19	20.64		65.0	
10108-CAE	LTE-FDD (SC-FDMA, 100% RB, 10 MHz, QPSK)	X	3.07	71.34	17.42	0.00	150.0	± 9.6 %
		Y	2.75	69.52	16.31		150.0	
		Z	2.92	70.12	16.62		150.0	
10109-CAE	LTE-FDD (SC-FDMA, 100% RB, 10 MHz, 16-QAM)	X	3.10	68.36	16.46	0.00	150.0	± 9.6 %
		Y	2.92	67.40	15.75		150.0	
		Z	3.04	67.74	15.98		150.0	
10110-CAE	LTE-FDD (SC-FDMA, 100% RB, 5 MHz, QPSK)	X	2.52	70.52	17.19	0.00	150.0	± 9.6 %
		Y	2.24	68.59	15.93		150.0	
		Z	2.39	69.17	16.31		150.0	
10111-CAE	LTE-FDD (SC-FDMA, 100% RB, 5 MHz, 16-QAM)	X	2.81	69.10	16.82	0.00	150.0	± 9.6 %
		Y	2.62	68.01	15.98		150.0	
		Z	2.73	68.19	16.21		150.0	

10112-CAE	LTE-FDD (SC-FDMA, 100% RB, 10 MHz, 64-QAM)	X	3.21	68.23	16.45	0.00	150.0	± 9.6 %
		Y	3.04	67.37	15.80		150.0	
		Z	3.16	67.65	16.00		150.0	
10113-CAE	LTE-FDD (SC-FDMA, 100% RB, 5 MHz, 64-QAM)	X	2.96	69.10	16.88	0.00	150.0	± 9.6 %
		Y	2.77	68.13	16.12		150.0	
		Z	2.88	68.24	16.31		150.0	
10114-CAC	IEEE 802.11n (HT Greenfield, 13.5 Mbps, BPSK)	X	5.24	67.53	16.64	0.00	150.0	± 9.6 %
		Y	5.16	67.27	16.41		150.0	
		Z	5.23	67.33	16.43		150.0	
10115-CAC	IEEE 802.11n (HT Greenfield, 81 Mbps, 16-QAM)	X	5.61	67.85	16.80	0.00	150.0	± 9.6 %
		Y	5.52	67.61	16.59		150.0	
		Z	5.60	67.65	16.60		150.0	
10116-CAC	IEEE 802.11n (HT Greenfield, 135 Mbps, 64-QAM)	X	5.38	67.81	16.71	0.00	150.0	± 9.6 %
		Y	5.28	67.54	16.47		150.0	
		Z	5.36	67.60	16.49		150.0	
10117-CAC	IEEE 802.11n (HT Mixed, 13.5 Mbps, BPSK)	X	5.25	67.54	16.67	0.00	150.0	± 9.6 %
		Y	5.15	67.21	16.40		150.0	
		Z	5.24	67.36	16.47		150.0	
10118-CAC	IEEE 802.11n (HT Mixed, 81 Mbps, 16-QAM)	X	5.69	68.04	16.91	0.00	150.0	± 9.6 %
		Y	5.61	67.82	16.70		150.0	
		Z	5.67	67.78	16.67		150.0	
10119-CAC	IEEE 802.11n (HT Mixed, 135 Mbps, 64-QAM)	X	5.35	67.76	16.70	0.00	150.0	± 9.6 %
		Y	5.26	67.48	16.45		150.0	
		Z	5.33	67.55	16.48		150.0	
10140-CAD	LTE-FDD (SC-FDMA, 100% RB, 15 MHz, 16-QAM)	X	3.57	68.35	16.45	0.00	150.0	± 9.6 %
		Y	3.41	67.55	15.86		150.0	
		Z	3.52	67.87	16.05		150.0	
10141-CAD	LTE-FDD (SC-FDMA, 100% RB, 15 MHz, 64-QAM)	X	3.69	68.36	16.57	0.00	150.0	± 9.6 %
		Y	3.53	67.63	16.03		150.0	
		Z	3.64	67.90	16.19		150.0	
10142-CAD	LTE-FDD (SC-FDMA, 100% RB, 3 MHz, QPSK)	X	2.31	70.70	17.09	0.00	150.0	± 9.6 %
		Y	2.01	68.47	15.61		150.0	
		Z	2.16	69.06	16.10		150.0	
10143-CAD	LTE-FDD (SC-FDMA, 100% RB, 3 MHz, 16-QAM)	X	2.72	70.07	16.82	0.00	150.0	± 9.6 %
		Y	2.47	68.60	15.71		150.0	
		Z	2.60	68.79	16.08		150.0	
10144-CAD	LTE-FDD (SC-FDMA, 100% RB, 3 MHz, 64-QAM)	X	2.51	67.97	15.36	0.00	150.0	± 9.6 %
		Y	2.28	66.59	14.25		150.0	
		Z	2.44	67.05	14.81		150.0	
10145-CAE	LTE-FDD (SC-FDMA, 100% RB, 1.4 MHz, QPSK)	X	1.68	69.24	14.82	0.00	150.0	± 9.6 %
		Y	1.28	65.49	12.22		150.0	
		Z	1.52	67.19	13.80		150.0	
10146-CAE	LTE-FDD (SC-FDMA, 100% RB, 1.4 MHz, 16-QAM)	X	3.59	74.27	16.49	0.00	150.0	± 9.6 %
		Y	2.48	69.03	13.53		150.0	
		Z	3.48	73.38	16.27		150.0	
10147-CAE	LTE-FDD (SC-FDMA, 100% RB, 1.4 MHz, 64-QAM)	X	4.81	78.43	18.29	0.00	150.0	± 9.6 %
		Y	3.06	71.86	14.93		150.0	
		Z	4.39	76.74	17.80		150.0	

10149-CAD	LTE-FDD (SC-FDMA, 50% RB, 20 MHz, 16-QAM)	X	3.11	68.42	16.50	0.00	150.0	± 9.6 %
		Y	2.93	67.46	15.79		150.0	
		Z	3.05	67.79	16.02		150.0	
10150-CAD	LTE-FDD (SC-FDMA, 50% RB, 20 MHz, 64-QAM)	X	3.22	68.28	16.49	0.00	150.0	± 9.6 %
		Y	3.05	67.42	15.84		150.0	
		Z	3.17	67.70	16.04		150.0	
10151-CAD	LTE-TDD (SC-FDMA, 50% RB, 20 MHz, QPSK)	X	9.55	81.17	22.58	3.98	65.0	± 9.6 %
		Y	9.21	80.82	22.29		65.0	
		Z	9.01	79.54	21.81		65.0	
10152-CAD	LTE-TDD (SC-FDMA, 50% RB, 20 MHz, 16-QAM)	X	8.49	77.73	21.79	3.98	65.0	± 9.6 %
		Y	8.06	77.04	21.32		65.0	
		Z	8.33	76.87	21.33		65.0	
10153-CAD	LTE-TDD (SC-FDMA, 50% RB, 20 MHz, 64-QAM)	X	8.83	78.38	22.38	3.98	65.0	± 9.6 %
		Y	8.47	77.90	22.02		65.0	
		Z	8.65	77.49	21.91		65.0	
10154-CAE	LTE-FDD (SC-FDMA, 50% RB, 10 MHz, QPSK)	X	2.59	70.99	17.47	0.00	150.0	± 9.6 %
		Y	2.29	69.02	16.20		150.0	
		Z	2.45	69.60	16.57		150.0	
10155-CAE	LTE-FDD (SC-FDMA, 50% RB, 10 MHz, 16-QAM)	X	2.81	69.11	16.83	0.00	150.0	± 9.6 %
		Y	2.62	68.02	15.99		150.0	
		Z	2.73	68.19	16.22		150.0	
10156-CAE	LTE-FDD (SC-FDMA, 50% RB, 5 MHz, QPSK)	X	2.20	71.20	17.17	0.00	150.0	± 9.6 %
		Y	1.86	68.56	15.44		150.0	
		Z	2.03	69.28	16.06		150.0	
10157-CAE	LTE-FDD (SC-FDMA, 50% RB, 5 MHz, 16-QAM)	X	2.39	68.89	15.65	0.00	150.0	± 9.6 %
		Y	2.11	67.10	14.29		150.0	
		Z	2.28	67.64	14.94		150.0	
10158-CAE	LTE-FDD (SC-FDMA, 50% RB, 10 MHz, 64-QAM)	X	2.96	69.15	16.92	0.00	150.0	± 9.6 %
		Y	2.78	68.19	16.16		150.0	
		Z	2.88	68.29	16.35		150.0	
10159-CAE	LTE-FDD (SC-FDMA, 50% RB, 5 MHz, 64-QAM)	X	2.51	69.32	15.92	0.00	150.0	± 9.6 %
		Y	2.22	67.54	14.58		150.0	
		Z	2.39	68.04	15.21		150.0	
10160-CAD	LTE-FDD (SC-FDMA, 50% RB, 15 MHz, QPSK)	X	2.99	69.94	17.05	0.00	150.0	± 9.6 %
		Y	2.77	68.65	16.16		150.0	
		Z	2.88	68.94	16.37		150.0	
10161-CAD	LTE-FDD (SC-FDMA, 50% RB, 15 MHz, 16-QAM)	X	3.11	68.19	16.45	0.00	150.0	± 9.6 %
		Y	2.95	67.33	15.77		150.0	
		Z	3.06	67.58	15.98		150.0	
10162-CAD	LTE-FDD (SC-FDMA, 50% RB, 15 MHz, 64-QAM)	X	3.22	68.24	16.50	0.00	150.0	± 9.6 %
		Y	3.05	67.44	15.87		150.0	
		Z	3.16	67.62	16.05		150.0	
10166-CAE	LTE-FDD (SC-FDMA, 50% RB, 1.4 MHz, QPSK)	X	3.96	70.82	19.89	3.01	150.0	± 9.6 %
		Y	3.78	70.13	19.34		150.0	
		Z	4.03	70.67	19.70		150.0	
10167-CAE	LTE-FDD (SC-FDMA, 50% RB, 1.4 MHz, 16-QAM)	X	5.11	74.26	20.56	3.01	150.0	± 9.6 %
		Y	4.79	73.27	19.88		150.0	
		Z	5.26	74.15	20.39		150.0	

10168-CAE	LTE-FDD (SC-FDMA, 50% RB, 1.4 MHz, 64-QAM)	X	5.60	76.23	21.70	3.01	150.0	± 9.6 %
		Y	5.31	75.53	21.18		150.0	
		Z	5.73	76.01	21.47		150.0	
10169-CAD	LTE-FDD (SC-FDMA, 1 RB, 20 MHz, QPSK)	X	3.58	72.12	20.50	3.01	150.0	± 9.6 %
		Y	3.30	70.64	19.56		150.0	
		Z	3.78	72.59	20.51		150.0	
10170-CAD	LTE-FDD (SC-FDMA, 1 RB, 20 MHz, 16-QAM)	X	5.42	79.38	23.12	3.01	150.0	± 9.6 %
		Y	4.85	77.44	22.11		150.0	
		Z	5.84	79.95	23.10		150.0	
10171-AAD	LTE-FDD (SC-FDMA, 1 RB, 20 MHz, 64-QAM)	X	4.40	74.87	20.38	3.01	150.0	± 9.6 %
		Y	3.89	72.72	19.17		150.0	
		Z	4.70	75.31	20.35		150.0	
10172-CAD	LTE-TDD (SC-FDMA, 1 RB, 20 MHz, QPSK)	X	34.94	113.16	34.77	6.02	65.0	± 9.6 %
		Y	22.71	105.08	32.22		65.0	
		Z	26.85	106.59	32.64		65.0	
10173-CAD	LTE-TDD (SC-FDMA, 1 RB, 20 MHz, 16-QAM)	X	37.64	109.23	31.90	6.02	65.0	± 9.6 %
		Y	35.13	108.10	31.31		65.0	
		Z	28.94	103.32	30.05		65.0	
10174-CAD	LTE-TDD (SC-FDMA, 1 RB, 20 MHz, 64-QAM)	X	28.41	102.80	29.56	6.02	65.0	± 9.6 %
		Y	26.93	102.01	29.05		65.0	
		Z	22.73	97.84	27.96		65.0	
10175-CAE	LTE-FDD (SC-FDMA, 1 RB, 10 MHz, QPSK)	X	3.53	71.78	20.25	3.01	150.0	± 9.6 %
		Y	3.25	70.28	19.30		150.0	
		Z	3.72	72.23	20.26		150.0	
10176-CAE	LTE-FDD (SC-FDMA, 1 RB, 10 MHz, 16-QAM)	X	5.43	79.41	23.13	3.01	150.0	± 9.6 %
		Y	4.86	77.46	22.12		150.0	
		Z	5.85	79.97	23.11		150.0	
10177-CAG	LTE-FDD (SC-FDMA, 1 RB, 5 MHz, QPSK)	X	3.57	71.95	20.35	3.01	150.0	± 9.6 %
		Y	3.28	70.45	19.40		150.0	
		Z	3.76	72.40	20.36		150.0	
10178-CAE	LTE-FDD (SC-FDMA, 1 RB, 5 MHz, 16-QAM)	X	5.35	79.11	22.99	3.01	150.0	± 9.6 %
		Y	4.79	77.17	21.97		150.0	
		Z	5.76	79.65	22.96		150.0	
10179-CAE	LTE-FDD (SC-FDMA, 1 RB, 10 MHz, 64-QAM)	X	4.87	77.00	21.61	3.01	150.0	± 9.6 %
		Y	4.32	74.89	20.48		150.0	
		Z	5.21	77.44	21.57		150.0	
10180-CAE	LTE-FDD (SC-FDMA, 1 RB, 5 MHz, 64-QAM)	X	4.38	74.78	20.32	3.01	150.0	± 9.6 %
		Y	3.87	72.63	19.11		150.0	
		Z	4.68	75.20	20.29		150.0	
10181-CAD	LTE-FDD (SC-FDMA, 1 RB, 15 MHz, QPSK)	X	3.56	71.93	20.34	3.01	150.0	± 9.6 %
		Y	3.28	70.44	19.39		150.0	
		Z	3.75	72.39	20.35		150.0	
10182-CAD	LTE-FDD (SC-FDMA, 1 RB, 15 MHz, 16-QAM)	X	5.34	79.09	22.98	3.01	150.0	± 9.6 %
		Y	4.78	77.14	21.96		150.0	
		Z	5.75	79.62	22.95		150.0	
10183-AAC	LTE-FDD (SC-FDMA, 1 RB, 15 MHz, 64-QAM)	X	4.37	74.75	20.31	3.01	150.0	± 9.6 %
		Y	3.86	72.60	19.10		150.0	
		Z	4.67	75.17	20.28		150.0	

10184-CAD	LTE-FDD (SC-FDMA, 1 RB, 3 MHz, QPSK)	X	3.57	71.98	20.36	3.01	150.0	± 9.6 %
		Y	3.29	70.48	19.42		150.0	
		Z	3.76	72.43	20.37		150.0	
10185-CAD	LTE-FDD (SC-FDMA, 1 RB, 3 MHz, 16-QAM)	X	5.37	79.16	23.01	3.01	150.0	± 9.6 %
		Y	4.81	77.22	22.00		150.0	
		Z	5.78	79.70	22.98		150.0	
10186-AAD	LTE-FDD (SC-FDMA, 1 RB, 3 MHz, 64-QAM)	X	4.40	74.83	20.35	3.01	150.0	± 9.6 %
		Y	3.88	72.68	19.14		150.0	
		Z	4.70	75.25	20.31		150.0	
10187-CAE	LTE-FDD (SC-FDMA, 1 RB, 1.4 MHz, QPSK)	X	3.58	72.02	20.42	3.01	150.0	± 9.6 %
		Y	3.30	70.53	19.48		150.0	
		Z	3.77	72.48	20.43		150.0	
10188-CAE	LTE-FDD (SC-FDMA, 1 RB, 1.4 MHz, 16-QAM)	X	5.57	79.92	23.41	3.01	150.0	± 9.6 %
		Y	5.00	78.02	22.42		150.0	
		Z	6.00	80.49	23.39		150.0	
10189-AAE	LTE-FDD (SC-FDMA, 1 RB, 1.4 MHz, 64-QAM)	X	4.51	75.31	20.63	3.01	150.0	± 9.6 %
		Y	3.98	73.16	19.43		150.0	
		Z	4.82	75.75	20.60		150.0	
10193-CAC	IEEE 802.11n (HT Greenfield, 6.5 Mbps, BPSK)	X	4.67	66.97	16.43	0.00	150.0	± 9.6 %
		Y	4.56	66.66	16.13		150.0	
		Z	4.66	66.74	16.22		150.0	
10194-CAC	IEEE 802.11n (HT Greenfield, 39 Mbps, 16-QAM)	X	4.86	67.33	16.54	0.00	150.0	± 9.6 %
		Y	4.75	67.00	16.25		150.0	
		Z	4.86	67.11	16.33		150.0	
10195-CAC	IEEE 802.11n (HT Greenfield, 65 Mbps, 64-QAM)	X	4.90	67.34	16.55	0.00	150.0	± 9.6 %
		Y	4.79	67.02	16.26		150.0	
		Z	4.90	67.12	16.33		150.0	
10196-CAC	IEEE 802.11n (HT Mixed, 6.5 Mbps, BPSK)	X	4.68	67.07	16.46	0.00	150.0	± 9.6 %
		Y	4.57	66.74	16.16		150.0	
		Z	4.68	66.84	16.25		150.0	
10197-CAC	IEEE 802.11n (HT Mixed, 39 Mbps, 16-QAM)	X	4.88	67.35	16.56	0.00	150.0	± 9.6 %
		Y	4.76	67.02	16.26		150.0	
		Z	4.87	67.14	16.34		150.0	
10198-CAC	IEEE 802.11n (HT Mixed, 65 Mbps, 64-QAM)	X	4.91	67.36	16.56	0.00	150.0	± 9.6 %
		Y	4.79	67.04	16.28		150.0	
		Z	4.90	67.14	16.35		150.0	
10219-CAC	IEEE 802.11n (HT Mixed, 7.2 Mbps, BPSK)	X	4.63	67.08	16.43	0.00	150.0	± 9.6 %
		Y	4.52	66.75	16.12		150.0	
		Z	4.63	66.86	16.22		150.0	
10220-CAC	IEEE 802.11n (HT Mixed, 43.3 Mbps, 16-QAM)	X	4.88	67.34	16.55	0.00	150.0	± 9.6 %
		Y	4.76	67.01	16.26		150.0	
		Z	4.87	67.13	16.34		150.0	
10221-CAC	IEEE 802.11n (HT Mixed, 72.2 Mbps, 64-QAM)	X	4.91	67.29	16.55	0.00	150.0	± 9.6 %
		Y	4.80	66.97	16.26		150.0	
		Z	4.91	67.07	16.34		150.0	
10222-CAC	IEEE 802.11n (HT Mixed, 15 Mbps, BPSK)	X	5.23	67.56	16.67	0.00	150.0	± 9.6 %
		Y	5.12	67.23	16.39		150.0	
		Z	5.22	67.38	16.47		150.0	

10223-CAC	IEEE 802.11n (HT Mixed, 90 Mbps, 16-QAM)	X	5.59	67.88	16.85	0.00	150.0	± 9.6 %
		Y	5.45	67.47	16.54		150.0	
		Z	5.60	67.75	16.68		150.0	
10224-CAC	IEEE 802.11n (HT Mixed, 150 Mbps, 64-QAM)	X	5.27	67.65	16.64	0.00	150.0	± 9.6 %
		Y	5.17	67.32	16.36		150.0	
		Z	5.27	67.48	16.44		150.0	
10225-CAB	UMTS-FDD (HSPA+)	X	2.95	66.74	15.92	0.00	150.0	± 9.6 %
		Y	2.82	66.08	15.31		150.0	
		Z	2.92	66.24	15.55		150.0	
10226-CAA	LTE-TDD (SC-FDMA, 1 RB, 1.4 MHz, 16-QAM)	X	39.92	110.44	32.32	6.02	65.0	± 9.6 %
		Y	37.98	109.65	31.83		65.0	
		Z	30.32	104.28	30.40		65.0	
10227-CAA	LTE-TDD (SC-FDMA, 1 RB, 1.4 MHz, 64-QAM)	X	30.54	104.19	30.05	6.02	65.0	± 9.6 %
		Y	29.85	103.92	29.69		65.0	
		Z	24.24	99.06	28.40		65.0	
10228-CAA	LTE-TDD (SC-FDMA, 1 RB, 1.4 MHz, QPSK)	X	40.97	116.76	35.87	6.02	65.0	± 9.6 %
		Y	33.05	112.71	34.49		65.0	
		Z	30.60	109.58	33.61		65.0	
10229-CAB	LTE-TDD (SC-FDMA, 1 RB, 3 MHz, 16-QAM)	X	37.64	109.22	31.90	6.02	65.0	± 9.6 %
		Y	35.21	108.13	31.33		65.0	
		Z	28.96	103.32	30.05		65.0	
10230-CAB	LTE-TDD (SC-FDMA, 1 RB, 3 MHz, 64-QAM)	X	29.14	103.27	29.72	6.02	65.0	± 9.6 %
		Y	28.04	102.73	29.28		65.0	
		Z	23.34	98.31	28.11		65.0	
10231-CAB	LTE-TDD (SC-FDMA, 1 RB, 3 MHz, QPSK)	X	38.69	115.50	35.45	6.02	65.0	± 9.6 %
		Y	30.84	111.23	34.00		65.0	
		Z	29.25	108.59	33.26		65.0	
10232-CAD	LTE-TDD (SC-FDMA, 1 RB, 5 MHz, 16-QAM)	X	37.64	109.22	31.91	6.02	65.0	± 9.6 %
		Y	35.20	108.13	31.32		65.0	
		Z	28.95	103.32	30.05		65.0	
10233-CAD	LTE-TDD (SC-FDMA, 1 RB, 5 MHz, 64-QAM)	X	29.17	103.30	29.73	6.02	65.0	± 9.6 %
		Y	28.04	102.74	29.28		65.0	
		Z	23.35	98.33	28.12		65.0	
10234-CAD	LTE-TDD (SC-FDMA, 1 RB, 5 MHz, QPSK)	X	36.40	114.09	34.96	6.02	65.0	± 9.6 %
		Y	28.84	109.71	33.46		65.0	
		Z	27.86	107.46	32.84		65.0	
10235-CAD	LTE-TDD (SC-FDMA, 1 RB, 10 MHz, 16-QAM)	X	37.79	109.31	31.93	6.02	65.0	± 9.6 %
		Y	35.33	108.21	31.35		65.0	
		Z	29.02	103.38	30.07		65.0	
10236-CAD	LTE-TDD (SC-FDMA, 1 RB, 10 MHz, 64-QAM)	X	29.44	103.44	29.76	6.02	65.0	± 9.6 %
		Y	28.30	102.88	29.31		65.0	
		Z	23.52	98.44	28.15		65.0	
10237-CAD	LTE-TDD (SC-FDMA, 1 RB, 10 MHz, QPSK)	X	39.17	115.77	35.53	6.02	65.0	± 9.6 %
		Y	31.13	111.44	34.06		65.0	
		Z	29.52	108.79	33.31		65.0	
10238-CAD	LTE-TDD (SC-FDMA, 1 RB, 15 MHz, 16-QAM)	X	37.67	109.25	31.91	6.02	65.0	± 9.6 %
		Y	35.21	108.15	31.33		65.0	
		Z	28.96	103.33	30.06		65.0	

10239-CAD	LTE-TDD (SC-FDMA, 1 RB, 15 MHz, 64-QAM)	X	29.19	103.33	29.73	6.02	65.0	± 9.6 %
		Y	28.04	102.76	29.28		65.0	
		Z	23.36	98.35	28.12		65.0	
10240-CAD	LTE-TDD (SC-FDMA, 1 RB, 15 MHz, QPSK)	X	39.02	115.70	35.51	6.02	65.0	± 9.6 %
		Y	31.02	111.38	34.04		65.0	
		Z	29.43	108.74	33.30		65.0	
10241-CAA	LTE-TDD (SC-FDMA, 50% RB, 1.4 MHz, 16-QAM)	X	12.98	87.83	27.99	6.98	65.0	± 9.6 %
		Y	12.11	86.66	27.31		65.0	
		Z	12.95	87.02	27.60		65.0	
10242-CAA	LTE-TDD (SC-FDMA, 50% RB, 1.4 MHz, 64-QAM)	X	11.85	85.78	27.12	6.98	65.0	± 9.6 %
		Y	11.82	86.11	27.03		65.0	
		Z	11.69	84.73	26.63		65.0	
10243-CAA	LTE-TDD (SC-FDMA, 50% RB, 1.4 MHz, QPSK)	X	9.73	83.39	27.11	6.98	65.0	± 9.6 %
		Y	8.46	80.56	25.70		65.0	
		Z	9.65	82.46	26.63		65.0	
10244-CAB	LTE-TDD (SC-FDMA, 50% RB, 3 MHz, 16-QAM)	X	9.87	81.23	21.47	3.98	65.0	± 9.6 %
		Y	9.25	80.21	20.66		65.0	
		Z	9.69	80.52	21.33		65.0	
10245-CAB	LTE-TDD (SC-FDMA, 50% RB, 3 MHz, 64-QAM)	X	9.71	80.72	21.24	3.98	65.0	± 9.6 %
		Y	9.06	79.63	20.40		65.0	
		Z	9.59	80.11	21.14		65.0	
10246-CAB	LTE-TDD (SC-FDMA, 50% RB, 3 MHz, QPSK)	X	10.11	84.44	22.62	3.98	65.0	± 9.6 %
		Y	9.22	82.93	21.64		65.0	
		Z	8.93	81.85	21.69		65.0	
10247-CAD	LTE-TDD (SC-FDMA, 50% RB, 5 MHz, 16-QAM)	X	8.06	78.54	20.96	3.98	65.0	± 9.6 %
		Y	7.54	77.59	20.24		65.0	
		Z	7.77	77.42	20.53		65.0	
10248-CAD	LTE-TDD (SC-FDMA, 50% RB, 5 MHz, 64-QAM)	X	8.03	78.04	20.76	3.98	65.0	± 9.6 %
		Y	7.49	77.03	20.00		65.0	
		Z	7.80	77.05	20.38		65.0	
10249-CAD	LTE-TDD (SC-FDMA, 50% RB, 5 MHz, QPSK)	X	10.98	86.04	23.80	3.98	65.0	± 9.6 %
		Y	10.39	85.20	23.16		65.0	
		Z	9.61	83.12	22.69		65.0	
10250-CAD	LTE-TDD (SC-FDMA, 50% RB, 10 MHz, 16-QAM)	X	8.85	80.19	22.80	3.98	65.0	± 9.6 %
		Y	8.49	79.74	22.41		65.0	
		Z	8.52	78.91	22.21		65.0	
10251-CAD	LTE-TDD (SC-FDMA, 50% RB, 10 MHz, 64-QAM)	X	8.39	78.14	21.73	3.98	65.0	± 9.6 %
		Y	7.96	77.45	21.21		65.0	
		Z	8.18	77.14	21.25		65.0	
10252-CAD	LTE-TDD (SC-FDMA, 50% RB, 10 MHz, QPSK)	X	10.49	84.62	23.91	3.98	65.0	± 9.6 %
		Y	10.11	84.24	23.55		65.0	
		Z	9.51	82.20	22.88		65.0	
10253-CAD	LTE-TDD (SC-FDMA, 50% RB, 15 MHz, 16-QAM)	X	8.26	77.12	21.58	3.98	65.0	± 9.6 %
		Y	7.86	76.46	21.11		65.0	
		Z	8.13	76.32	21.16		65.0	
10254-CAD	LTE-TDD (SC-FDMA, 50% RB, 15 MHz, 64-QAM)	X	8.62	77.80	22.14	3.98	65.0	± 9.6 %
		Y	8.26	77.29	21.75		65.0	
		Z	8.47	76.96	21.70		65.0	

10255-CAD	LTE-TDD (SC-FDMA, 50% RB, 15 MHz, QPSK)	X	9.24	80.82	22.69	3.98	65.0	± 9.6 %
		Y	8.89	80.44	22.37		65.0	
		Z	8.76	79.27	21.94		65.0	
10256-CAA	LTE-TDD (SC-FDMA, 100% RB, 1.4 MHz, 16-QAM)	X	8.83	79.06	19.89	3.98	65.0	± 9.6 %
		Y	7.90	77.28	18.69		65.0	
		Z	8.86	78.81	19.98		65.0	
10257-CAA	LTE-TDD (SC-FDMA, 100% RB, 1.4 MHz, 64-QAM)	X	8.62	78.33	19.52	3.98	65.0	± 9.6 %
		Y	7.66	76.48	18.29		65.0	
		Z	8.72	78.23	19.68		65.0	
10258-CAA	LTE-TDD (SC-FDMA, 100% RB, 1.4 MHz, QPSK)	X	8.73	81.62	21.03	3.98	65.0	± 9.6 %
		Y	7.58	79.33	19.66		65.0	
		Z	8.01	79.82	20.43		65.0	
10259-CAB	LTE-TDD (SC-FDMA, 100% RB, 3 MHz, 16-QAM)	X	8.37	79.10	21.60	3.98	65.0	± 9.6 %
		Y	7.91	78.35	21.00		65.0	
		Z	8.06	77.92	21.11		65.0	
10260-CAB	LTE-TDD (SC-FDMA, 100% RB, 3 MHz, 64-QAM)	X	8.37	78.81	21.51	3.98	65.0	± 9.6 %
		Y	7.91	78.05	20.90		65.0	
		Z	8.10	77.72	21.05		65.0	
10261-CAB	LTE-TDD (SC-FDMA, 100% RB, 3 MHz, QPSK)	X	10.34	84.80	23.65	3.98	65.0	± 9.6 %
		Y	9.82	84.08	23.09		65.0	
		Z	9.28	82.27	22.63		65.0	
10262-CAD	LTE-TDD (SC-FDMA, 100% RB, 5 MHz, 16-QAM)	X	8.84	80.16	22.77	3.98	65.0	± 9.6 %
		Y	8.48	79.69	22.38		65.0	
		Z	8.51	78.88	22.18		65.0	
10263-CAD	LTE-TDD (SC-FDMA, 100% RB, 5 MHz, 64-QAM)	X	8.38	78.13	21.73	3.98	65.0	± 9.6 %
		Y	7.95	77.44	21.21		65.0	
		Z	8.17	77.14	21.26		65.0	
10264-CAD	LTE-TDD (SC-FDMA, 100% RB, 5 MHz, QPSK)	X	10.42	84.49	23.84	3.98	65.0	± 9.6 %
		Y	10.03	84.06	23.46		65.0	
		Z	9.46	82.08	22.82		65.0	
10265-CAD	LTE-TDD (SC-FDMA, 100% RB, 10 MHz, 16-QAM)	X	8.49	77.73	21.79	3.98	65.0	± 9.6 %
		Y	8.06	77.04	21.33		65.0	
		Z	8.33	76.88	21.33		65.0	
10266-CAD	LTE-TDD (SC-FDMA, 100% RB, 10 MHz, 64-QAM)	X	8.83	78.38	22.38	3.98	65.0	± 9.6 %
		Y	8.47	77.89	22.02		65.0	
		Z	8.66	77.49	21.90		65.0	
10267-CAD	LTE-TDD (SC-FDMA, 100% RB, 10 MHz, QPSK)	X	9.53	81.14	22.57	3.98	65.0	± 9.6 %
		Y	9.19	80.79	22.27		65.0	
		Z	8.99	79.51	21.80		65.0	
10268-CAD	LTE-TDD (SC-FDMA, 100% RB, 15 MHz, 16-QAM)	X	8.88	77.07	21.86	3.98	65.0	± 9.6 %
		Y	8.53	76.57	21.52		65.0	
		Z	8.78	76.39	21.46		65.0	
10269-CAD	LTE-TDD (SC-FDMA, 100% RB, 15 MHz, 64-QAM)	X	8.79	76.65	21.76	3.98	65.0	± 9.6 %
		Y	8.45	76.15	21.41		65.0	
		Z	8.71	76.02	21.39		65.0	
10270-CAD	LTE-TDD (SC-FDMA, 100% RB, 15 MHz, QPSK)	X	8.94	78.31	21.61	3.98	65.0	± 9.6 %
		Y	8.64	77.99	21.35		65.0	
		Z	8.68	77.27	21.06		65.0	

10274-CAB	UMTS-FDD (HSUPA, Subtest 5, 3GPP Rel8.10)	X	2.71	67.13	15.85	0.00	150.0	± 9.6 %
		Y	2.57	66.31	15.13		150.0	
		Z	2.64	66.45	15.37		150.0	
10275-CAB	UMTS-FDD (HSUPA, Subtest 5, 3GPP Rel8.4)	X	1.85	70.30	16.99	0.00	150.0	± 9.6 %
		Y	1.58	67.65	15.24		150.0	
		Z	1.69	68.38	15.77		150.0	
10277-CAA	PHS (QPSK)	X	5.94	70.38	14.66	9.03	50.0	± 9.6 %
		Y	5.17	68.50	13.15		50.0	
		Z	6.22	70.77	15.16		50.0	
10278-CAA	PHS (QPSK, BW 884MHz, Rolloff 0.5)	X	9.51	80.33	21.13	9.03	50.0	± 9.6 %
		Y	8.70	78.78	19.94		50.0	
		Z	9.27	79.51	21.02		50.0	
10279-CAA	PHS (QPSK, BW 884MHz, Rolloff 0.38)	X	9.68	80.54	21.22	9.03	50.0	± 9.6 %
		Y	8.84	78.95	20.02		50.0	
		Z	9.44	79.73	21.11		50.0	
10290-AAB	CDMA2000, RC1, SO55, Full Rate	X	2.06	73.44	16.85	0.00	150.0	± 9.6 %
		Y	1.43	68.22	13.77		150.0	
		Z	1.66	69.67	15.05		150.0	
10291-AAB	CDMA2000, RC3, SO55, Full Rate	X	1.16	70.60	15.59	0.00	150.0	± 9.6 %
		Y	0.80	65.26	12.08		150.0	
		Z	0.93	66.77	13.52		150.0	
10292-AAB	CDMA2000, RC3, SO32, Full Rate	X	1.81	78.25	19.24	0.00	150.0	± 9.6 %
		Y	0.97	68.79	14.20		150.0	
		Z	1.15	70.64	15.76		150.0	
10293-AAB	CDMA2000, RC3, SO3, Full Rate	X	3.34	88.05	23.27	0.00	150.0	± 9.6 %
		Y	1.42	74.19	17.06		150.0	
		Z	1.58	75.44	18.29		150.0	
10295-AAB	CDMA2000, RC1, SO3, 1/8th Rate 25 fr.	X	11.20	84.73	24.67	9.03	50.0	± 9.6 %
		Y	11.16	84.72	24.22		50.0	
		Z	10.30	82.53	23.89		50.0	
10297-AAC	LTE-FDD (SC-FDMA, 50% RB, 20 MHz, QPSK)	X	3.08	71.44	17.49	0.00	150.0	± 9.6 %
		Y	2.76	69.62	16.37		150.0	
		Z	2.93	70.21	16.68		150.0	
10298-AAC	LTE-FDD (SC-FDMA, 50% RB, 3 MHz, QPSK)	X	2.00	70.97	16.35	0.00	150.0	± 9.6 %
		Y	1.59	67.59	14.12		150.0	
		Z	1.80	68.71	15.16		150.0	
10299-AAC	LTE-FDD (SC-FDMA, 50% RB, 3 MHz, 16-QAM)	X	4.04	75.60	17.83	0.00	150.0	± 9.6 %
		Y	3.13	71.73	15.61		150.0	
		Z	3.87	74.41	17.40		150.0	
10300-AAC	LTE-FDD (SC-FDMA, 50% RB, 3 MHz, 64-QAM)	X	2.81	69.39	14.43	0.00	150.0	± 9.6 %
		Y	2.30	66.70	12.58		150.0	
		Z	2.87	69.17	14.42		150.0	
10301-AAA	IEEE 802.16e WiMAX (29:18, 5ms, 10MHz, QPSK, PUSC)	X	5.89	68.81	19.16	4.17	80.0	± 9.6 %
		Y	5.66	68.36	18.79		80.0	
		Z	5.92	68.57	18.96		80.0	
10302-AAA	IEEE 802.16e WiMAX (29:18, 5ms, 10MHz, QPSK, PUSC, 3 CTRL symbols)	X	6.47	69.89	20.19	4.96	80.0	± 9.6 %
		Y	6.05	68.47	19.23		80.0	
		Z	6.55	69.84	20.10		80.0	

10303-AAA	IEEE 802.16e WiMAX (31:15, 5ms, 10MHz, 64QAM, PUSC)	X	6.36	70.13	20.33	4.96	80.0	± 9.6 %
		Y	5.89	68.50	19.26		80.0	
		Z	6.45	70.13	20.27		80.0	
10304-AAA	IEEE 802.16e WiMAX (29:18, 5ms, 10MHz, 64QAM, PUSC)	X	5.92	69.16	19.37	4.17	80.0	± 9.6 %
		Y	5.54	67.83	18.47		80.0	
		Z	5.99	69.06	19.25		80.0	
10305-AAA	IEEE 802.16e WiMAX (31:15, 10ms, 10MHz, 64QAM, PUSC, 15 symbols)	X	8.54	79.67	25.07	6.02	50.0	± 9.6 %
		Y	8.44	80.60	25.43		50.0	
		Z	8.86	79.98	25.15		50.0	
10306-AAA	IEEE 802.16e WiMAX (29:18, 10ms, 10MHz, 64QAM, PUSC, 18 symbols)	X	7.15	74.17	22.93	6.02	50.0	± 9.6 %
		Y	6.22	70.94	21.02		50.0	
		Z	7.34	74.36	22.97		50.0	
10307-AAA	IEEE 802.16e WiMAX (29:18, 10ms, 10MHz, QPSK, PUSC, 18 symbols)	X	7.37	75.21	23.20	6.02	50.0	± 9.6 %
		Y	7.05	75.26	23.20		50.0	
		Z	7.59	75.43	23.23		50.0	
10308-AAA	IEEE 802.16e WiMAX (29:18, 10ms, 10MHz, 16QAM, PUSC)	X	7.50	75.84	23.49	6.02	50.0	± 9.6 %
		Y	7.19	75.98	23.54		50.0	
		Z	7.73	76.05	23.51		50.0	
10309-AAA	IEEE 802.16e WiMAX (29:18, 10ms, 10MHz, 16QAM, AMC 2x3, 18 symbols)	X	7.30	74.58	23.14	6.02	50.0	± 9.6 %
		Y	6.32	71.25	21.19		50.0	
		Z	7.50	74.75	23.17		50.0	
10310-AAA	IEEE 802.16e WiMAX (29:18, 10ms, 10MHz, QPSK, AMC 2x3, 18 symbols)	X	7.21	74.54	23.00	6.02	50.0	± 9.6 %
		Y	6.23	71.15	21.02		50.0	
		Z	7.41	74.72	23.02		50.0	
10311-AAC	LTE-FDD (SC-FDMA, 100% RB, 15 MHz, QPSK)	X	3.45	70.59	17.05	0.00	150.0	± 9.6 %
		Y	3.11	68.90	16.04		150.0	
		Z	3.28	69.48	16.32		150.0	
10313-AAA	iDEN 1:3	X	8.25	79.81	19.40	6.99	70.0	± 9.6 %
		Y	7.09	77.52	18.13		70.0	
		Z	7.19	77.26	18.43		70.0	
10314-AAA	iDEN 1:6	X	10.47	85.49	23.78	10.00	30.0	± 9.6 %
		Y	9.83	84.58	23.09		30.0	
		Z	8.47	81.15	22.18		30.0	
10315-AAB	IEEE 802.11b WiFi 2.4 GHz (DSSS, 1 Mbps, 96pc duty cycle)	X	1.20	65.79	16.55	0.17	150.0	± 9.6 %
		Y	1.11	64.35	15.27		150.0	
		Z	1.16	64.78	15.62		150.0	
10316-AAB	IEEE 802.11g WiFi 2.4 GHz (ERP-OFDM, 6 Mbps, 96pc duty cycle)	X	4.78	67.18	16.65	0.17	150.0	± 9.6 %
		Y	4.67	66.86	16.35		150.0	
		Z	4.77	66.96	16.43		150.0	
10317-AAC	IEEE 802.11a WiFi 5 GHz (OFDM, 6 Mbps, 96pc duty cycle)	X	4.78	67.18	16.65	0.17	150.0	± 9.6 %
		Y	4.67	66.86	16.35		150.0	
		Z	4.77	66.96	16.43		150.0	
10400-AAD	IEEE 802.11ac WiFi (20MHz, 64-QAM, 99pc duty cycle)	X	4.87	67.42	16.55	0.00	150.0	± 9.6 %
		Y	4.75	67.07	16.25		150.0	
		Z	4.87	67.19	16.33		150.0	
10401-AAD	IEEE 802.11ac WiFi (40MHz, 64-QAM, 99pc duty cycle)	X	5.51	67.49	16.64	0.00	150.0	± 9.6 %
		Y	5.43	67.26	16.42		150.0	
		Z	5.49	67.26	16.42		150.0	

10402-AAD	IEEE 802.11ac WiFi (80MHz, 64-QAM, 99pc duty cycle)	X	5.81	67.96	16.71	0.00	150.0	± 9.6 %
		Y	5.70	67.66	16.46		150.0	
		Z	5.79	67.80	16.52		150.0	
10403-AAB	CDMA2000 (1xEV-DO, Rev. 0)	X	2.06	73.44	16.85	0.00	115.0	± 9.6 %
		Y	1.43	68.22	13.77		115.0	
		Z	1.66	69.67	15.05		115.0	
10404-AAB	CDMA2000 (1xEV-DO, Rev. A)	X	2.06	73.44	16.85	0.00	115.0	± 9.6 %
		Y	1.43	68.22	13.77		115.0	
		Z	1.66	69.67	15.05		115.0	
10406-AAB	CDMA2000, RC3, SO32, SCH0, Full Rate	X	100.00	125.25	32.47	0.00	100.0	± 9.6 %
		Y	92.30	121.40	30.74		100.0	
		Z	100.00	123.39	31.76		100.0	
10410-AAD	LTE-TDD (SC-FDMA, 1 RB, 10 MHz, QPSK, UL Subframe=2,3,4,7,8,9, Subframe Conf=4)	X	100.00	121.01	31.06	3.23	80.0	± 9.6 %
		Y	100.00	119.50	30.06		80.0	
		Z	100.00	119.85	30.68		80.0	
10415-AAA	IEEE 802.11b WiFi 2.4 GHz (DSSS, 1 Mbps, 99pc duty cycle)	X	1.04	64.03	15.57	0.00	150.0	± 9.6 %
		Y	0.96	62.80	14.36		150.0	
		Z	1.00	63.15	14.69		150.0	
10416-AAA	IEEE 802.11g WiFi 2.4 GHz (ERP-OFDM, 6 Mbps, 99pc duty cycle)	X	4.67	67.01	16.48	0.00	150.0	± 9.6 %
		Y	4.57	66.70	16.19		150.0	
		Z	4.66	66.77	16.26		150.0	
10417-AAB	IEEE 802.11a/h WiFi 5 GHz (OFDM, 6 Mbps, 99pc duty cycle)	X	4.67	67.01	16.48	0.00	150.0	± 9.6 %
		Y	4.57	66.70	16.19		150.0	
		Z	4.66	66.77	16.26		150.0	
10418-AAA	IEEE 802.11g WiFi 2.4 GHz (DSSS-OFDM, 6 Mbps, 99pc duty cycle, Long preambule)	X	4.66	67.15	16.49	0.00	150.0	± 9.6 %
		Y	4.55	66.84	16.19		150.0	
		Z	4.64	66.90	16.25		150.0	
10419-AAA	IEEE 802.11g WiFi 2.4 GHz (DSSS-OFDM, 6 Mbps, 99pc duty cycle, Short preambule)	X	4.68	67.11	16.49	0.00	150.0	± 9.6 %
		Y	4.58	66.79	16.20		150.0	
		Z	4.67	66.87	16.27		150.0	
10422-AAB	IEEE 802.11n (HT Greenfield, 7.2 Mbps, BPSK)	X	4.81	67.11	16.50	0.00	150.0	± 9.6 %
		Y	4.70	66.81	16.22		150.0	
		Z	4.80	66.88	16.29		150.0	
10423-AAB	IEEE 802.11n (HT Greenfield, 43.3 Mbps, 16-QAM)	X	5.00	67.48	16.64	0.00	150.0	± 9.6 %
		Y	4.88	67.16	16.35		150.0	
		Z	5.01	67.27	16.43		150.0	
10424-AAB	IEEE 802.11n (HT Greenfield, 72.2 Mbps, 64-QAM)	X	4.92	67.43	16.61	0.00	150.0	± 9.6 %
		Y	4.80	67.10	16.32		150.0	
		Z	4.91	67.20	16.39		150.0	
10425-AAB	IEEE 802.11n (HT Greenfield, 15 Mbps, BPSK)	X	5.49	67.74	16.75	0.00	150.0	± 9.6 %
		Y	5.41	67.50	16.53		150.0	
		Z	5.48	67.54	16.55		150.0	
10426-AAB	IEEE 802.11n (HT Greenfield, 90 Mbps, 16-QAM)	X	5.51	67.77	16.76	0.00	150.0	± 9.6 %
		Y	5.41	67.51	16.53		150.0	
		Z	5.50	67.58	16.57		150.0	

10427-AAB	IEEE 802.11n (HT Greenfield, 150 Mbps, 64-QAM)	X	5.52	67.76	16.75	0.00	150.0	± 9.6 %
		Y	5.42	67.48	16.51		150.0	
		Z	5.52	67.60	16.57		150.0	
10430-AAB	LTE-FDD (OFDMA, 5 MHz, E-TM 3.1)	X	4.36	70.60	18.31	0.00	150.0	± 9.6 %
		Y	4.25	70.46	18.04		150.0	
		Z	4.30	69.92	17.90		150.0	
10431-AAB	LTE-FDD (OFDMA, 10 MHz, E-TM 3.1)	X	4.41	67.63	16.57	0.00	150.0	± 9.6 %
		Y	4.27	67.23	16.20		150.0	
		Z	4.40	67.32	16.32		150.0	
10432-AAB	LTE-FDD (OFDMA, 15 MHz, E-TM 3.1)	X	4.69	67.49	16.59	0.00	150.0	± 9.6 %
		Y	4.57	67.13	16.26		150.0	
		Z	4.69	67.23	16.36		150.0	
10433-AAB	LTE-FDD (OFDMA, 20 MHz, E-TM 3.1)	X	4.93	67.47	16.63	0.00	150.0	± 9.6 %
		Y	4.81	67.14	16.34		150.0	
		Z	4.93	67.25	16.42		150.0	
10434-AAA	W-CDMA (BS Test Model 1, 64 DPCH)	X	4.46	71.39	18.32	0.00	150.0	± 9.6 %
		Y	4.33	71.22	18.00		150.0	
		Z	4.37	70.56	17.87		150.0	
10435-AAC	LTE-TDD (SC-FDMA, 1 RB, 20 MHz, QPSK, UL Subframe=2,3,4,7,8,9)	X	100.00	120.84	30.99	3.23	80.0	± 9.6 %
		Y	100.00	119.33	29.98		80.0	
		Z	100.00	119.70	30.61		80.0	
10447-AAB	LTE-FDD (OFDMA, 5 MHz, E-TM 3.1, Clipping 44%)	X	3.73	67.79	16.13	0.00	150.0	± 9.6 %
		Y	3.56	67.19	15.56		150.0	
		Z	3.71	67.33	15.83		150.0	
10448-AAB	LTE-FDD (OFDMA, 10 MHz, E-TM 3.1, Clippin 44%)	X	4.23	67.40	16.43	0.00	150.0	± 9.6 %
		Y	4.10	67.00	16.05		150.0	
		Z	4.22	67.08	16.17		150.0	
10449-AAB	LTE-FDD (OFDMA, 15 MHz, E-TM 3.1, Cliping 44%)	X	4.48	67.31	16.49	0.00	150.0	± 9.6 %
		Y	4.36	66.95	16.15		150.0	
		Z	4.47	67.05	16.25		150.0	
10450-AAB	LTE-FDD (OFDMA, 20 MHz, E-TM 3.1, Clipping 44%)	X	4.66	67.23	16.49	0.00	150.0	± 9.6 %
		Y	4.55	66.88	16.18		150.0	
		Z	4.65	66.99	16.27		150.0	
10451-AAA	W-CDMA (BS Test Model 1, 64 DPCH, Clipping 44%)	X	3.67	68.12	15.89	0.00	150.0	± 9.6 %
		Y	3.46	67.39	15.22		150.0	
		Z	3.64	67.60	15.59		150.0	
10456-AAB	IEEE 802.11ac WiFi (160MHz, 64-QAM, 99pc duty cycle)	X	6.35	68.33	16.90	0.00	150.0	± 9.6 %
		Y	6.27	68.07	16.69		150.0	
		Z	6.34	68.18	16.74		150.0	
10457-AAA	UMTS-FDD (DC-HSDPA)	X	3.86	65.63	16.22	0.00	150.0	± 9.6 %
		Y	3.78	65.32	15.90		150.0	
		Z	3.84	65.41	15.99		150.0	
10458-AAA	CDMA2000 (1xEV-DO, Rev. B, 2 carriers)	X	4.07	70.58	17.80	0.00	150.0	± 9.6 %
		Y	3.95	70.36	17.39		150.0	
		Z	3.97	69.62	17.31		150.0	
10459-AAA	CDMA2000 (1xEV-DO, Rev. B, 3 carriers)	X	5.15	67.87	18.11	0.00	150.0	± 9.6 %
		Y	5.07	67.97	18.01		150.0	
		Z	5.11	67.33	17.80		150.0	

10460-AAA	UMTS-FDD (WCDMA, AMR)	X	1.14	73.10	18.91	0.00	150.0	± 9.6 %
		Y	0.84	67.69	15.51		150.0	
		Z	0.93	68.92	16.40		150.0	
10461-AAA	LTE-TDD (SC-FDMA, 1 RB, 1.4 MHz, QPSK, UL Subframe=2,3,4,7,8,9)	X	100.00	124.42	32.70	3.29	80.0	± 9.6 %
		Y	100.00	122.81	31.66		80.0	
		Z	100.00	122.33	31.90		80.0	
10462-AAA	LTE-TDD (SC-FDMA, 1 RB, 1.4 MHz, 16-QAM, UL Subframe=2,3,4,7,8,9)	X	100.00	110.52	26.05	3.23	80.0	± 9.6 %
		Y	100.00	107.73	24.50		80.0	
		Z	100.00	109.56	25.78		80.0	
10463-AAA	LTE-TDD (SC-FDMA, 1 RB, 1.4 MHz, 64-QAM, UL Subframe=2,3,4,7,8,9)	X	100.00	107.72	24.70	3.23	80.0	± 9.6 %
		Y	16.53	86.46	18.64		80.0	
		Z	57.16	100.91	23.16		80.0	
10464-AAA	LTE-TDD (SC-FDMA, 1 RB, 3 MHz, QPSK, UL Subframe=2,3,4,7,8,9)	X	100.00	122.66	31.73	3.23	80.0	± 9.6 %
		Y	100.00	120.75	30.55		80.0	
		Z	100.00	120.64	30.98		80.0	
10465-AAA	LTE-TDD (SC-FDMA, 1 RB, 3 MHz, 16-QAM, UL Subframe=2,3,4,7,8,9)	X	100.00	110.07	25.82	3.23	80.0	± 9.6 %
		Y	63.13	102.33	23.15		80.0	
		Z	100.00	109.15	25.57		80.0	
10466-AAA	LTE-TDD (SC-FDMA, 1 RB, 3 MHz, 64-QAM, UL Subframe=2,3,4,7,8,9)	X	100.00	107.29	24.49	3.23	80.0	± 9.6 %
		Y	9.87	80.97	16.99		80.0	
		Z	32.16	94.29	21.45		80.0	
10467-AAC	LTE-TDD (SC-FDMA, 1 RB, 5 MHz, QPSK, UL Subframe=2,3,4,7,8,9)	X	100.00	122.86	31.82	3.23	80.0	± 9.6 %
		Y	100.00	120.96	30.65		80.0	
		Z	100.00	120.82	31.06		80.0	
10468-AAC	LTE-TDD (SC-FDMA, 1 RB, 5 MHz, 16-QAM, UL Subframe=2,3,4,7,8,9)	X	100.00	110.21	25.89	3.23	80.0	± 9.6 %
		Y	85.23	105.68	23.94		80.0	
		Z	100.00	109.27	25.63		80.0	
10469-AAC	LTE-TDD (SC-FDMA, 1 RB, 5 MHz, 64-QAM, UL Subframe=2,3,4,7,8,9)	X	100.00	107.30	24.49	3.23	80.0	± 9.6 %
		Y	10.04	81.16	17.05		80.0	
		Z	33.09	94.61	21.52		80.0	
10470-AAC	LTE-TDD (SC-FDMA, 1 RB, 10 MHz, QPSK, UL Subframe=2,3,4,7,8,9)	X	100.00	122.89	31.83	3.23	80.0	± 9.6 %
		Y	100.00	120.98	30.65		80.0	
		Z	100.00	120.85	31.06		80.0	
10471-AAC	LTE-TDD (SC-FDMA, 1 RB, 10 MHz, 16-QAM, UL Subframe=2,3,4,7,8,9)	X	100.00	110.17	25.86	3.23	80.0	± 9.6 %
		Y	84.36	105.52	23.89		80.0	
		Z	100.00	109.23	25.61		80.0	
10472-AAC	LTE-TDD (SC-FDMA, 1 RB, 10 MHz, 64-QAM, UL Subframe=2,3,4,7,8,9)	X	100.00	107.26	24.47	3.23	80.0	± 9.6 %
		Y	9.96	81.06	17.00		80.0	
		Z	33.22	94.62	21.52		80.0	
10473-AAC	LTE-TDD (SC-FDMA, 1 RB, 15 MHz, QPSK, UL Subframe=2,3,4,7,8,9)	X	100.00	122.86	31.82	3.23	80.0	± 9.6 %
		Y	100.00	120.95	30.64		80.0	
		Z	100.00	120.82	31.05		80.0	
10474-AAC	LTE-TDD (SC-FDMA, 1 RB, 15 MHz, 16-QAM, UL Subframe=2,3,4,7,8,9)	X	100.00	110.18	25.87	3.23	80.0	± 9.6 %
		Y	82.22	105.25	23.83		80.0	
		Z	100.00	109.24	25.61		80.0	
10475-AAC	LTE-TDD (SC-FDMA, 1 RB, 15 MHz, 64-QAM, UL Subframe=2,3,4,7,8,9)	X	100.00	107.27	24.47	3.23	80.0	± 9.6 %
		Y	9.84	80.95	16.97		80.0	
		Z	32.70	94.46	21.48		80.0	

10477-AAC	LTE-TDD (SC-FDMA, 1 RB, 20 MHz, 16-QAM, UL Subframe=2,3,4,7,8,9)	X	100.00	110.03	25.79	3.23	80.0	± 9.6 %
		Y	66.19	102.79	23.23		80.0	
		Z	100.00	109.11	25.54		80.0	
10478-AAC	LTE-TDD (SC-FDMA, 1 RB, 20 MHz, 64-QAM, UL Subframe=2,3,4,7,8,9)	X	100.00	107.22	24.45	3.23	80.0	± 9.6 %
		Y	9.68	80.75	16.90		80.0	
		Z	32.14	94.24	21.41		80.0	
10479-AAA	LTE-TDD (SC-FDMA, 50% RB, 1.4 MHz, QPSK, UL Subframe=2,3,4,7,8,9)	X	19.06	98.69	27.56	3.23	80.0	± 9.6 %
		Y	17.48	96.78	26.48		80.0	
		Z	12.38	91.03	25.23		80.0	
10480-AAA	LTE-TDD (SC-FDMA, 50% RB, 1.4 MHz, 16-QAM, UL Subframe=2,3,4,7,8,9)	X	19.47	93.39	24.37	3.23	80.0	± 9.6 %
		Y	16.19	90.11	22.82		80.0	
		Z	13.49	87.60	22.69		80.0	
10481-AAA	LTE-TDD (SC-FDMA, 50% RB, 1.4 MHz, 64-QAM, UL Subframe=2,3,4,7,8,9)	X	16.31	90.04	23.04	3.23	80.0	± 9.6 %
		Y	12.85	86.16	21.27		80.0	
		Z	11.99	85.24	21.64		80.0	
10482-AAA	LTE-TDD (SC-FDMA, 50% RB, 3 MHz, QPSK, UL Subframe=2,3,4,7,8,9)	X	7.88	83.55	21.62	2.23	80.0	± 9.6 %
		Y	5.63	78.46	19.33		80.0	
		Z	5.79	78.37	19.74		80.0	
10483-AAA	LTE-TDD (SC-FDMA, 50% RB, 3 MHz, 16-QAM, UL Subframe=2,3,4,7,8,9)	X	10.35	84.31	21.72	2.23	80.0	± 9.6 %
		Y	8.62	81.30	20.16		80.0	
		Z	8.63	81.26	20.79		80.0	
10484-AAA	LTE-TDD (SC-FDMA, 50% RB, 3 MHz, 64-QAM, UL Subframe=2,3,4,7,8,9)	X	9.40	82.69	21.19	2.23	80.0	± 9.6 %
		Y	7.82	79.73	19.63		80.0	
		Z	8.11	80.14	20.41		80.0	
10485-AAC	LTE-TDD (SC-FDMA, 50% RB, 5 MHz, QPSK, UL Subframe=2,3,4,7,8,9)	X	7.65	83.49	22.32	2.23	80.0	± 9.6 %
		Y	5.92	79.52	20.52		80.0	
		Z	6.00	78.96	20.56		80.0	
10486-AAC	LTE-TDD (SC-FDMA, 50% RB, 5 MHz, 16-QAM, UL Subframe=2,3,4,7,8,9)	X	5.45	75.29	19.04	2.23	80.0	± 9.6 %
		Y	4.69	73.13	17.78		80.0	
		Z	4.90	73.13	18.12		80.0	
10487-AAC	LTE-TDD (SC-FDMA, 50% RB, 5 MHz, 64-QAM, UL Subframe=2,3,4,7,8,9)	X	5.34	74.66	18.79	2.23	80.0	± 9.6 %
		Y	4.63	72.60	17.57		80.0	
		Z	4.87	72.70	17.95		80.0	
10488-AAC	LTE-TDD (SC-FDMA, 50% RB, 10 MHz, QPSK, UL Subframe=2,3,4,7,8,9)	X	6.80	80.27	21.67	2.23	80.0	± 9.6 %
		Y	5.68	77.52	20.38		80.0	
		Z	5.92	77.32	20.36		80.0	
10489-AAC	LTE-TDD (SC-FDMA, 50% RB, 10 MHz, 16-QAM, UL Subframe=2,3,4,7,8,9)	X	5.22	73.60	19.31	2.23	80.0	± 9.6 %
		Y	4.74	72.23	18.49		80.0	
		Z	4.95	72.22	18.59		80.0	
10490-AAC	LTE-TDD (SC-FDMA, 50% RB, 10 MHz, 64-QAM, UL Subframe=2,3,4,7,8,9)	X	5.25	73.15	19.15	2.23	80.0	± 9.6 %
		Y	4.79	71.90	18.38		80.0	
		Z	5.01	71.88	18.48		80.0	
10491-AAC	LTE-TDD (SC-FDMA, 50% RB, 15 MHz, QPSK, UL Subframe=2,3,4,7,8,9)	X	6.15	76.70	20.45	2.23	80.0	± 9.6 %
		Y	5.42	74.81	19.51		80.0	
		Z	5.68	74.81	19.51		80.0	
10492-AAC	LTE-TDD (SC-FDMA, 50% RB, 15 MHz, 16-QAM, UL Subframe=2,3,4,7,8,9)	X	5.32	72.07	18.92	2.23	80.0	± 9.6 %
		Y	4.93	71.02	18.28		80.0	
		Z	5.17	71.12	18.37		80.0	

10493-AAC	LTE-TDD (SC-FDMA, 50% RB, 15 MHz, 64-QAM, UL Subframe=2,3,4,7,8,9)	X	5.36	71.80	18.83	2.23	80.0	± 9.6 %
		Y	4.98	70.81	18.21		80.0	
		Z	5.22	70.91	18.31		80.0	
10494-AAC	LTE-TDD (SC-FDMA, 50% RB, 20 MHz, QPSK, UL Subframe=2,3,4,7,8,9)	X	7.04	78.97	21.11	2.23	80.0	± 9.6 %
		Y	6.06	76.67	20.03		80.0	
		Z	6.34	76.66	20.02		80.0	
10495-AAC	LTE-TDD (SC-FDMA, 50% RB, 20 MHz, 16-QAM, UL Subframe=2,3,4,7,8,9)	X	5.45	72.70	19.17	2.23	80.0	± 9.6 %
		Y	5.02	71.55	18.50		80.0	
		Z	5.27	71.70	18.59		80.0	
10496-AAC	LTE-TDD (SC-FDMA, 50% RB, 20 MHz, 64-QAM, UL Subframe=2,3,4,7,8,9)	X	5.44	72.17	19.00	2.23	80.0	± 9.6 %
		Y	5.06	71.13	18.38		80.0	
		Z	5.30	71.27	18.46		80.0	
10497-AAA	LTE-TDD (SC-FDMA, 100% RB, 1.4 MHz, QPSK, UL Subframe=2,3,4,7,8,9)	X	6.31	79.98	19.68	2.23	80.0	± 9.6 %
		Y	4.14	73.96	16.85		80.0	
		Z	4.73	75.49	18.07		80.0	
10498-AAA	LTE-TDD (SC-FDMA, 100% RB, 1.4 MHz, 16-QAM, UL Subframe=2,3,4,7,8,9)	X	4.04	71.02	15.41	2.23	80.0	± 9.6 %
		Y	2.86	66.62	12.92		80.0	
		Z	3.69	69.48	14.89		80.0	
10499-AAA	LTE-TDD (SC-FDMA, 100% RB, 1.4 MHz, 64-QAM, UL Subframe=2,3,4,7,8,9)	X	3.89	70.20	14.95	2.23	80.0	± 9.6 %
		Y	2.76	65.93	12.48		80.0	
		Z	3.63	68.95	14.55		80.0	
10500-AAA	LTE-TDD (SC-FDMA, 100% RB, 3 MHz, QPSK, UL Subframe=2,3,4,7,8,9)	X	6.92	81.34	21.80	2.23	80.0	± 9.6 %
		Y	5.62	78.13	20.28		80.0	
		Z	5.76	77.71	20.29		80.0	
10501-AAA	LTE-TDD (SC-FDMA, 100% RB, 3 MHz, 16-QAM, UL Subframe=2,3,4,7,8,9)	X	5.31	74.43	19.07	2.23	80.0	± 9.6 %
		Y	4.70	72.70	18.03		80.0	
		Z	4.91	72.63	18.25		80.0	
10502-AAA	LTE-TDD (SC-FDMA, 100% RB, 3 MHz, 64-QAM, UL Subframe=2,3,4,7,8,9)	X	5.32	74.08	18.88	2.23	80.0	± 9.6 %
		Y	4.73	72.42	17.87		80.0	
		Z	4.94	72.37	18.11		80.0	
10503-AAC	LTE-TDD (SC-FDMA, 100% RB, 5 MHz, QPSK, UL Subframe=2,3,4,7,8,9)	X	6.70	80.04	21.57	2.23	80.0	± 9.6 %
		Y	5.60	77.28	20.28		80.0	
		Z	5.85	77.13	20.28		80.0	
10504-AAC	LTE-TDD (SC-FDMA, 100% RB, 5 MHz, 16-QAM, UL Subframe=2,3,4,7,8,9)	X	5.20	73.52	19.26	2.23	80.0	± 9.6 %
		Y	4.71	72.13	18.43		80.0	
		Z	4.94	72.15	18.55		80.0	
10505-AAC	LTE-TDD (SC-FDMA, 100% RB, 5 MHz, 64-QAM, UL Subframe=2,3,4,7,8,9)	X	5.22	73.06	19.10	2.23	80.0	± 9.6 %
		Y	4.76	71.80	18.33		80.0	
		Z	4.99	71.80	18.44		80.0	
10506-AAC	LTE-TDD (SC-FDMA, 100% RB, 10 MHz, QPSK, UL Subframe=2,3,4,7,8,9)	X	6.98	78.81	21.04	2.23	80.0	± 9.6 %
		Y	6.00	76.50	19.96		80.0	
		Z	6.29	76.52	19.96		80.0	
10507-AAC	LTE-TDD (SC-FDMA, 100% RB, 10 MHz, 16-QAM, UL Subframe=2,3,4,7,8,9)	X	5.42	72.64	19.14	2.23	80.0	± 9.6 %
		Y	5.00	71.48	18.47		80.0	
		Z	5.25	71.64	18.56		80.0	

10508-AAC	LTE-TDD (SC-FDMA, 100% RB, 10 MHz, 64-QAM, UL Subframe=2,3,4,7,8,9)	X	5.43	72.11	18.96	2.23	80.0	± 9.6 %
		Y	5.04	71.06	18.33		80.0	
		Z	5.29	71.21	18.42		80.0	
10509-AAC	LTE-TDD (SC-FDMA, 100% RB, 15 MHz, QPSK, UL Subframe=2,3,4,7,8,9)	X	6.59	75.82	19.92	2.23	80.0	± 9.6 %
		Y	5.92	74.23	19.13		80.0	
		Z	6.19	74.33	19.14		80.0	
10510-AAC	LTE-TDD (SC-FDMA, 100% RB, 15 MHz, 16-QAM, UL Subframe=2,3,4,7,8,9)	X	5.78	71.79	18.85	2.23	80.0	± 9.6 %
		Y	5.41	70.84	18.30		80.0	
		Z	5.67	71.07	18.39		80.0	
10511-AAC	LTE-TDD (SC-FDMA, 100% RB, 15 MHz, 64-QAM, UL Subframe=2,3,4,7,8,9)	X	5.77	71.37	18.73	2.23	80.0	± 9.6 %
		Y	5.43	70.49	18.21		80.0	
		Z	5.68	70.71	18.30		80.0	
10512-AAC	LTE-TDD (SC-FDMA, 100% RB, 20 MHz, QPSK, UL Subframe=2,3,4,7,8,9)	X	7.41	78.38	20.72	2.23	80.0	± 9.6 %
		Y	6.46	76.27	19.74		80.0	
		Z	6.76	76.38	19.76		80.0	
10513-AAC	LTE-TDD (SC-FDMA, 100% RB, 20 MHz, 16-QAM, UL Subframe=2,3,4,7,8,9)	X	5.76	72.39	19.08	2.23	80.0	± 9.6 %
		Y	5.35	71.31	18.47		80.0	
		Z	5.62	71.59	18.57		80.0	
10514-AAC	LTE-TDD (SC-FDMA, 100% RB, 20 MHz, 64-QAM, UL Subframe=2,3,4,7,8,9)	X	5.67	71.73	18.87	2.23	80.0	± 9.6 %
		Y	5.31	70.75	18.31		80.0	
		Z	5.56	71.01	18.41		80.0	
10515-AAA	IEEE 802.11b WiFi 2.4 GHz (DSSS, 2 Mbps, 99pc duty cycle)	X	1.00	64.33	15.70	0.00	150.0	± 9.6 %
		Y	0.92	62.97	14.40		150.0	
		Z	0.96	63.35	14.76		150.0	
10516-AAA	IEEE 802.11b WiFi 2.4 GHz (DSSS, 5.5 Mbps, 99pc duty cycle)	X	1.25	85.06	24.06	0.00	150.0	± 9.6 %
		Y	0.55	69.91	16.29		150.0	
		Z	0.66	72.54	17.95		150.0	
10517-AAA	IEEE 802.11b WiFi 2.4 GHz (DSSS, 11 Mbps, 99pc duty cycle)	X	0.90	67.58	17.08	0.00	150.0	± 9.6 %
		Y	0.77	64.81	14.88		150.0	
		Z	0.82	65.55	15.48		150.0	
10518-AAB	IEEE 802.11a/h WiFi 5 GHz (OFDM, 9 Mbps, 99pc duty cycle)	X	4.67	67.09	16.46	0.00	150.0	± 9.6 %
		Y	4.56	66.77	16.16		150.0	
		Z	4.66	66.85	16.24		150.0	
10519-AAB	IEEE 802.11a/h WiFi 5 GHz (OFDM, 12 Mbps, 99pc duty cycle)	X	4.88	67.37	16.60	0.00	150.0	± 9.6 %
		Y	4.76	67.04	16.30		150.0	
		Z	4.88	67.15	16.39		150.0	
10520-AAB	IEEE 802.11a/h WiFi 5 GHz (OFDM, 18 Mbps, 99pc duty cycle)	X	4.73	67.36	16.53	0.00	150.0	± 9.6 %
		Y	4.61	67.00	16.22		150.0	
		Z	4.73	67.13	16.31		150.0	
10521-AAB	IEEE 802.11a/h WiFi 5 GHz (OFDM, 24 Mbps, 99pc duty cycle)	X	4.66	67.37	16.52	0.00	150.0	± 9.6 %
		Y	4.54	67.00	16.20		150.0	
		Z	4.66	67.14	16.29		150.0	
10522-AAB	IEEE 802.11a/h WiFi 5 GHz (OFDM, 36 Mbps, 99pc duty cycle)	X	4.71	67.36	16.56	0.00	150.0	± 9.6 %
		Y	4.60	67.04	16.27		150.0	
		Z	4.70	67.10	16.32		150.0	

10523-AAB	IEEE 802.11a/h WiFi 5 GHz (OFDM, 48 Mbps, 99pc duty cycle)	X	4.58	67.25	16.42	0.00	150.0	± 9.6 %
		Y	4.47	66.91	16.11		150.0	
		Z	4.57	67.00	16.18		150.0	
10524-AAB	IEEE 802.11a/h WiFi 5 GHz (OFDM, 54 Mbps, 99pc duty cycle)	X	4.66	67.32	16.55	0.00	150.0	± 9.6 %
		Y	4.55	66.98	16.24		150.0	
		Z	4.66	67.06	16.31		150.0	
10525-AAB	IEEE 802.11ac WiFi (20MHz, MCS0, 99pc duty cycle)	X	4.62	66.34	16.13	0.00	150.0	± 9.6 %
		Y	4.52	66.00	15.83		150.0	
		Z	4.61	66.08	15.89		150.0	
10526-AAB	IEEE 802.11ac WiFi (20MHz, MCS1, 99pc duty cycle)	X	4.82	66.75	16.28	0.00	150.0	± 9.6 %
		Y	4.70	66.39	15.97		150.0	
		Z	4.81	66.49	16.04		150.0	
10527-AAB	IEEE 802.11ac WiFi (20MHz, MCS2, 99pc duty cycle)	X	4.74	66.72	16.23	0.00	150.0	± 9.6 %
		Y	4.62	66.35	15.92		150.0	
		Z	4.73	66.47	16.00		150.0	
10528-AAB	IEEE 802.11ac WiFi (20MHz, MCS3, 99pc duty cycle)	X	4.76	66.74	16.26	0.00	150.0	± 9.6 %
		Y	4.64	66.37	15.95		150.0	
		Z	4.75	66.49	16.03		150.0	
10529-AAB	IEEE 802.11ac WiFi (20MHz, MCS4, 99pc duty cycle)	X	4.76	66.74	16.26	0.00	150.0	± 9.6 %
		Y	4.64	66.37	15.95		150.0	
		Z	4.75	66.49	16.03		150.0	
10531-AAB	IEEE 802.11ac WiFi (20MHz, MCS6, 99pc duty cycle)	X	4.77	66.89	16.29	0.00	150.0	± 9.6 %
		Y	4.64	66.50	15.97		150.0	
		Z	4.76	66.64	16.06		150.0	
10532-AAB	IEEE 802.11ac WiFi (20MHz, MCS7, 99pc duty cycle)	X	4.62	66.76	16.24	0.00	150.0	± 9.6 %
		Y	4.49	66.35	15.90		150.0	
		Z	4.61	66.51	16.00		150.0	
10533-AAB	IEEE 802.11ac WiFi (20MHz, MCS8, 99pc duty cycle)	X	4.77	66.77	16.24	0.00	150.0	± 9.6 %
		Y	4.65	66.41	15.93		150.0	
		Z	4.76	66.51	16.01		150.0	
10534-AAB	IEEE 802.11ac WiFi (40MHz, MCS0, 99pc duty cycle)	X	5.27	66.85	16.29	0.00	150.0	± 9.6 %
		Y	5.17	66.53	16.03		150.0	
		Z	5.26	66.66	16.09		150.0	
10535-AAB	IEEE 802.11ac WiFi (40MHz, MCS1, 99pc duty cycle)	X	5.34	67.00	16.35	0.00	150.0	± 9.6 %
		Y	5.24	66.69	16.10		150.0	
		Z	5.33	66.80	16.14		150.0	
10536-AAB	IEEE 802.11ac WiFi (40MHz, MCS2, 99pc duty cycle)	X	5.21	66.99	16.33	0.00	150.0	± 9.6 %
		Y	5.10	66.65	16.06		150.0	
		Z	5.20	66.79	16.12		150.0	
10537-AAB	IEEE 802.11ac WiFi (40MHz, MCS3, 99pc duty cycle)	X	5.28	66.96	16.32	0.00	150.0	± 9.6 %
		Y	5.16	66.63	16.05		150.0	
		Z	5.27	66.77	16.11		150.0	
10538-AAB	IEEE 802.11ac WiFi (40MHz, MCS4, 99pc duty cycle)	X	5.39	67.03	16.39	0.00	150.0	± 9.6 %
		Y	5.27	66.68	16.12		150.0	
		Z	5.38	66.84	16.19		150.0	
10540-AAB	IEEE 802.11ac WiFi (40MHz, MCS6, 99pc duty cycle)	X	5.29	66.98	16.38	0.00	150.0	± 9.6 %
		Y	5.18	66.66	16.12		150.0	
		Z	5.28	66.78	16.18		150.0	

10541-AAB	IEEE 802.11ac WiFi (40MHz, MCS7, 99pc duty cycle)	X	5.27	66.87	16.32	0.00	150.0	± 9.6 %
		Y	5.16	66.53	16.05		150.0	
		Z	5.26	66.70	16.13		150.0	
10542-AAB	IEEE 802.11ac WiFi (40MHz, MCS8, 99pc duty cycle)	X	5.42	66.92	16.36	0.00	150.0	± 9.6 %
		Y	5.32	66.61	16.11		150.0	
		Z	5.41	66.73	16.16		150.0	
10543-AAB	IEEE 802.11ac WiFi (40MHz, MCS9, 99pc duty cycle)	X	5.50	66.93	16.38	0.00	150.0	± 9.6 %
		Y	5.40	66.65	16.14		150.0	
		Z	5.50	66.75	16.19		150.0	
10544-AAB	IEEE 802.11ac WiFi (80MHz, MCS0, 99pc duty cycle)	X	5.56	66.94	16.26	0.00	150.0	± 9.6 %
		Y	5.46	66.64	16.02		150.0	
		Z	5.54	66.77	16.07		150.0	
10545-AAB	IEEE 802.11ac WiFi (80MHz, MCS1, 99pc duty cycle)	X	5.77	67.38	16.42	0.00	150.0	± 9.6 %
		Y	5.68	67.09	16.19		150.0	
		Z	5.75	67.17	16.22		150.0	
10546-AAB	IEEE 802.11ac WiFi (80MHz, MCS2, 99pc duty cycle)	X	5.65	67.23	16.37	0.00	150.0	± 9.6 %
		Y	5.55	66.90	16.11		150.0	
		Z	5.64	67.06	16.18		150.0	
10547-AAB	IEEE 802.11ac WiFi (80MHz, MCS3, 99pc duty cycle)	X	5.74	67.31	16.40	0.00	150.0	± 9.6 %
		Y	5.64	66.98	16.14		150.0	
		Z	5.73	67.13	16.20		150.0	
10548-AAB	IEEE 802.11ac WiFi (80MHz, MCS4, 99pc duty cycle)	X	6.08	68.50	16.96	0.00	150.0	± 9.6 %
		Y	5.97	68.15	16.69		150.0	
		Z	6.05	68.25	16.74		150.0	
10550-AAB	IEEE 802.11ac WiFi (80MHz, MCS6, 99pc duty cycle)	X	5.67	67.18	16.35	0.00	150.0	± 9.6 %
		Y	5.57	66.87	16.11		150.0	
		Z	5.66	67.00	16.16		150.0	
10551-AAB	IEEE 802.11ac WiFi (80MHz, MCS7, 99pc duty cycle)	X	5.69	67.26	16.35	0.00	150.0	± 9.6 %
		Y	5.57	66.92	16.09		150.0	
		Z	5.68	67.11	16.17		150.0	
10552-AAB	IEEE 802.11ac WiFi (80MHz, MCS8, 99pc duty cycle)	X	5.58	67.02	16.25	0.00	150.0	± 9.6 %
		Y	5.48	66.70	15.99		150.0	
		Z	5.57	66.86	16.07		150.0	
10553-AAB	IEEE 802.11ac WiFi (80MHz, MCS9, 99pc duty cycle)	X	5.68	67.07	16.30	0.00	150.0	± 9.6 %
		Y	5.57	66.76	16.05		150.0	
		Z	5.67	66.91	16.12		150.0	
10554-AAC	IEEE 802.11ac WiFi (160MHz, MCS0, 99pc duty cycle)	X	5.96	67.32	16.35	0.00	150.0	± 9.6 %
		Y	5.87	67.02	16.12		150.0	
		Z	5.94	67.15	16.17		150.0	
10555-AAC	IEEE 802.11ac WiFi (160MHz, MCS1, 99pc duty cycle)	X	6.11	67.66	16.49	0.00	150.0	± 9.6 %
		Y	6.01	67.35	16.26		150.0	
		Z	6.09	67.50	16.32		150.0	
10556-AAC	IEEE 802.11ac WiFi (160MHz, MCS2, 99pc duty cycle)	X	6.12	67.68	16.50	0.00	150.0	± 9.6 %
		Y	6.03	67.38	16.27		150.0	
		Z	6.10	67.50	16.31		150.0	
10557-AAC	IEEE 802.11ac WiFi (160MHz, MCS3, 99pc duty cycle)	X	6.11	67.63	16.50	0.00	150.0	± 9.6 %
		Y	6.00	67.31	16.25		150.0	
		Z	6.09	67.48	16.33		150.0	

10558-AAC	IEEE 802.11ac WiFi (160MHz, MCS4, 99pc duty cycle)	X	6.17	67.83	16.61	0.00	150.0	± 9.6 %
		Y	6.06	67.49	16.36		150.0	
		Z	6.15	67.68	16.44		150.0	
10560-AAC	IEEE 802.11ac WiFi (160MHz, MCS6, 99pc duty cycle)	X	6.15	67.64	16.56	0.00	150.0	± 9.6 %
		Y	6.05	67.32	16.31		150.0	
		Z	6.14	67.50	16.39		150.0	
10561-AAC	IEEE 802.11ac WiFi (160MHz, MCS7, 99pc duty cycle)	X	6.07	67.61	16.58	0.00	150.0	± 9.6 %
		Y	5.97	67.29	16.33		150.0	
		Z	6.05	67.46	16.41		150.0	
10562-AAC	IEEE 802.11ac WiFi (160MHz, MCS8, 99pc duty cycle)	X	6.24	68.12	16.84	0.00	150.0	± 9.6 %
		Y	6.12	67.76	16.57		150.0	
		Z	6.22	67.97	16.66		150.0	
10563-AAC	IEEE 802.11ac WiFi (160MHz, MCS9, 99pc duty cycle)	X	6.59	68.70	17.07	0.00	150.0	± 9.6 %
		Y	6.50	68.45	16.86		150.0	
		Z	6.52	68.39	16.82		150.0	
10564-AAA	IEEE 802.11g WiFi 2.4 GHz (DSSS-OFDM, 9 Mbps, 99pc duty cycle)	X	5.01	67.21	16.65	0.46	150.0	± 9.6 %
		Y	4.90	66.90	16.36		150.0	
		Z	5.00	67.01	16.45		150.0	
10565-AAA	IEEE 802.11g WiFi 2.4 GHz (DSSS-OFDM, 12 Mbps, 99pc duty cycle)	X	5.26	67.68	16.95	0.46	150.0	± 9.6 %
		Y	5.15	67.37	16.68		150.0	
		Z	5.27	67.49	16.76		150.0	
10566-AAA	IEEE 802.11g WiFi 2.4 GHz (DSSS-OFDM, 18 Mbps, 99pc duty cycle)	X	5.10	67.56	16.80	0.46	150.0	± 9.6 %
		Y	4.98	67.23	16.50		150.0	
		Z	5.10	67.37	16.60		150.0	
10567-AAA	IEEE 802.11g WiFi 2.4 GHz (DSSS-OFDM, 24 Mbps, 99pc duty cycle)	X	5.12	67.92	17.12	0.46	150.0	± 9.6 %
		Y	5.00	67.60	16.84		150.0	
		Z	5.12	67.71	16.91		150.0	
10568-AAA	IEEE 802.11g WiFi 2.4 GHz (DSSS-OFDM, 36 Mbps, 99pc duty cycle)	X	5.01	67.34	16.58	0.46	150.0	± 9.6 %
		Y	4.90	67.01	16.28		150.0	
		Z	5.01	67.12	16.37		150.0	
10569-AAA	IEEE 802.11g WiFi 2.4 GHz (DSSS-OFDM, 48 Mbps, 99pc duty cycle)	X	5.06	67.94	17.14	0.46	150.0	± 9.6 %
		Y	4.95	67.66	16.89		150.0	
		Z	5.06	67.72	16.92		150.0	
10570-AAA	IEEE 802.11g WiFi 2.4 GHz (DSSS-OFDM, 54 Mbps, 99pc duty cycle)	X	5.11	67.80	17.09	0.46	150.0	± 9.6 %
		Y	4.99	67.52	16.83		150.0	
		Z	5.10	67.57	16.87		150.0	
10571-AAA	IEEE 802.11b WiFi 2.4 GHz (DSSS, 1 Mbps, 90pc duty cycle)	X	1.42	67.47	17.33	0.46	130.0	± 9.6 %
		Y	1.29	65.81	16.00		130.0	
		Z	1.36	66.32	16.37		130.0	
10572-AAA	IEEE 802.11b WiFi 2.4 GHz (DSSS, 2 Mbps, 90pc duty cycle)	X	1.45	68.27	17.77	0.46	130.0	± 9.6 %
		Y	1.31	66.47	16.37		130.0	
		Z	1.39	66.98	16.74		130.0	
10573-AAA	IEEE 802.11b WiFi 2.4 GHz (DSSS, 5.5 Mbps, 90pc duty cycle)	X	100.00	147.00	39.19	0.46	130.0	± 9.6 %
		Y	4.99	95.51	25.16		130.0	
		Z	7.12	101.14	27.21		130.0	
10574-AAA	IEEE 802.11b WiFi 2.4 GHz (DSSS, 11 Mbps, 90pc duty cycle)	X	1.99	77.81	22.04	0.46	130.0	± 9.6 %
		Y	1.59	73.42	19.55		130.0	
		Z	1.69	74.01	19.92		130.0	

10575-AAA	IEEE 802.11g WiFi 2.4 GHz (DSSS-OFDM, 6 Mbps, 90pc duty cycle)	X	4.83	67.10	16.76	0.46	130.0	± 9.6 %
		Y	4.72	66.80	16.47		130.0	
		Z	4.83	66.89	16.55		130.0	
10576-AAA	IEEE 802.11g WiFi 2.4 GHz (DSSS-OFDM, 9 Mbps, 90pc duty cycle)	X	4.85	67.25	16.81	0.46	130.0	± 9.6 %
		Y	4.75	66.95	16.53		130.0	
		Z	4.85	67.04	16.60		130.0	
10577-AAA	IEEE 802.11g WiFi 2.4 GHz (DSSS-OFDM, 12 Mbps, 90pc duty cycle)	X	5.08	67.57	16.98	0.46	130.0	± 9.6 %
		Y	4.96	67.26	16.71		130.0	
		Z	5.09	67.37	16.79		130.0	
10578-AAA	IEEE 802.11g WiFi 2.4 GHz (DSSS-OFDM, 18 Mbps, 90pc duty cycle)	X	4.98	67.73	17.08	0.46	130.0	± 9.6 %
		Y	4.86	67.43	16.80		130.0	
		Z	4.98	67.53	16.87		130.0	
10579-AAA	IEEE 802.11g WiFi 2.4 GHz (DSSS-OFDM, 24 Mbps, 90pc duty cycle)	X	4.76	67.16	16.49	0.46	130.0	± 9.6 %
		Y	4.64	66.77	16.15		130.0	
		Z	4.77	66.97	16.29		130.0	
10580-AAA	IEEE 802.11g WiFi 2.4 GHz (DSSS-OFDM, 36 Mbps, 90pc duty cycle)	X	4.81	67.14	16.49	0.46	130.0	± 9.6 %
		Y	4.68	66.77	16.16		130.0	
		Z	4.81	66.93	16.28		130.0	
10581-AAA	IEEE 802.11g WiFi 2.4 GHz (DSSS-OFDM, 48 Mbps, 90pc duty cycle)	X	4.88	67.83	17.04	0.46	130.0	± 9.6 %
		Y	4.76	67.49	16.75		130.0	
		Z	4.89	67.61	16.83		130.0	
10582-AAA	IEEE 802.11g WiFi 2.4 GHz (DSSS-OFDM, 54 Mbps, 90pc duty cycle)	X	4.72	66.93	16.30	0.46	130.0	± 9.6 %
		Y	4.58	66.53	15.94		130.0	
		Z	4.73	66.74	16.10		130.0	
10583-AAB	IEEE 802.11a/h WiFi 5 GHz (OFDM, 6 Mbps, 90pc duty cycle)	X	4.83	67.10	16.76	0.46	130.0	± 9.6 %
		Y	4.72	66.80	16.47		130.0	
		Z	4.83	66.89	16.55		130.0	
10584-AAB	IEEE 802.11a/h WiFi 5 GHz (OFDM, 9 Mbps, 90pc duty cycle)	X	4.85	67.25	16.81	0.46	130.0	± 9.6 %
		Y	4.75	66.95	16.53		130.0	
		Z	4.85	67.04	16.60		130.0	
10585-AAB	IEEE 802.11a/h WiFi 5 GHz (OFDM, 12 Mbps, 90pc duty cycle)	X	5.08	67.57	16.98	0.46	130.0	± 9.6 %
		Y	4.96	67.26	16.71		130.0	
		Z	5.09	67.37	16.79		130.0	
10586-AAB	IEEE 802.11a/h WiFi 5 GHz (OFDM, 18 Mbps, 90pc duty cycle)	X	4.98	67.73	17.08	0.46	130.0	± 9.6 %
		Y	4.86	67.43	16.80		130.0	
		Z	4.98	67.53	16.87		130.0	
10587-AAB	IEEE 802.11a/h WiFi 5 GHz (OFDM, 24 Mbps, 90pc duty cycle)	X	4.76	67.16	16.49	0.46	130.0	± 9.6 %
		Y	4.64	66.77	16.15		130.0	
		Z	4.77	66.97	16.29		130.0	
10588-AAB	IEEE 802.11a/h WiFi 5 GHz (OFDM, 36 Mbps, 90pc duty cycle)	X	4.81	67.14	16.49	0.46	130.0	± 9.6 %
		Y	4.68	66.77	16.16		130.0	
		Z	4.81	66.93	16.28		130.0	
10589-AAB	IEEE 802.11a/h WiFi 5 GHz (OFDM, 48 Mbps, 90pc duty cycle)	X	4.88	67.83	17.04	0.46	130.0	± 9.6 %
		Y	4.76	67.49	16.75		130.0	
		Z	4.89	67.61	16.83		130.0	
10590-AAB	IEEE 802.11a/h WiFi 5 GHz (OFDM, 54 Mbps, 90pc duty cycle)	X	4.72	66.93	16.30	0.46	130.0	± 9.6 %
		Y	4.58	66.53	15.94		130.0	
		Z	4.73	66.74	16.10		130.0	

10591-AAB	IEEE 802.11n (HT Mixed, 20MHz, MCS0, 90pc duty cycle)	X	4.97	67.13	16.83	0.46	130.0	± 9.6 %
		Y	4.87	66.85	16.56		130.0	
		Z	4.97	66.94	16.64		130.0	
10592-AAB	IEEE 802.11n (HT Mixed, 20MHz, MCS1, 90pc duty cycle)	X	5.15	67.48	16.96	0.46	130.0	± 9.6 %
		Y	5.03	67.19	16.69		130.0	
		Z	5.15	67.28	16.76		130.0	
10593-AAB	IEEE 802.11n (HT Mixed, 20MHz, MCS2, 90pc duty cycle)	X	5.08	67.44	16.87	0.46	130.0	± 9.6 %
		Y	4.96	67.12	16.59		130.0	
		Z	5.08	67.25	16.68		130.0	
10594-AAB	IEEE 802.11n (HT Mixed, 20MHz, MCS3, 90pc duty cycle)	X	5.13	67.57	17.00	0.46	130.0	± 9.6 %
		Y	5.01	67.28	16.73		130.0	
		Z	5.13	67.38	16.80		130.0	
10595-AAB	IEEE 802.11n (HT Mixed, 20MHz, MCS4, 90pc duty cycle)	X	5.10	67.55	16.91	0.46	130.0	± 9.6 %
		Y	4.98	67.24	16.63		130.0	
		Z	5.11	67.36	16.72		130.0	
10596-AAB	IEEE 802.11n (HT Mixed, 20MHz, MCS5, 90pc duty cycle)	X	5.04	67.57	16.93	0.46	130.0	± 9.6 %
		Y	4.92	67.24	16.64		130.0	
		Z	5.05	67.36	16.72		130.0	
10597-AAB	IEEE 802.11n (HT Mixed, 20MHz, MCS6, 90pc duty cycle)	X	4.99	67.50	16.83	0.46	130.0	± 9.6 %
		Y	4.87	67.16	16.53		130.0	
		Z	5.00	67.31	16.63		130.0	
10598-AAB	IEEE 802.11n (HT Mixed, 20MHz, MCS7, 90pc duty cycle)	X	4.97	67.73	17.08	0.46	130.0	± 9.6 %
		Y	4.85	67.40	16.79		130.0	
		Z	4.98	67.54	16.88		130.0	
10599-AAB	IEEE 802.11n (HT Mixed, 40MHz, MCS0, 90pc duty cycle)	X	5.64	67.71	17.02	0.46	130.0	± 9.6 %
		Y	5.54	67.42	16.77		130.0	
		Z	5.64	67.54	16.83		130.0	
10600-AAB	IEEE 802.11n (HT Mixed, 40MHz, MCS1, 90pc duty cycle)	X	5.84	68.32	17.30	0.46	130.0	± 9.6 %
		Y	5.74	68.02	17.05		130.0	
		Z	5.86	68.21	17.15		130.0	
10601-AAB	IEEE 802.11n (HT Mixed, 40MHz, MCS2, 90pc duty cycle)	X	5.70	67.95	17.13	0.46	130.0	± 9.6 %
		Y	5.59	67.66	16.88		130.0	
		Z	5.70	67.81	16.95		130.0	
10602-AAB	IEEE 802.11n (HT Mixed, 40MHz, MCS3, 90pc duty cycle)	X	5.78	67.96	17.05	0.46	130.0	± 9.6 %
		Y	5.68	67.66	16.80		130.0	
		Z	5.80	67.83	16.89		130.0	
10603-AAB	IEEE 802.11n (HT Mixed, 40MHz, MCS4, 90pc duty cycle)	X	5.86	68.23	17.31	0.46	130.0	± 9.6 %
		Y	5.76	67.95	17.07		130.0	
		Z	5.90	68.18	17.18		130.0	
10604-AAB	IEEE 802.11n (HT Mixed, 40MHz, MCS5, 90pc duty cycle)	X	5.64	67.67	17.02	0.46	130.0	± 9.6 %
		Y	5.54	67.38	16.78		130.0	
		Z	5.65	67.52	16.85		130.0	
10605-AAB	IEEE 802.11n (HT Mixed, 40MHz, MCS6, 90pc duty cycle)	X	5.76	68.00	17.19	0.46	130.0	± 9.6 %
		Y	5.67	67.75	16.97		130.0	
		Z	5.76	67.83	17.01		130.0	
10606-AAB	IEEE 802.11n (HT Mixed, 40MHz, MCS7, 90pc duty cycle)	X	5.53	67.46	16.79	0.46	130.0	± 9.6 %
		Y	5.42	67.14	16.52		130.0	
		Z	5.54	67.34	16.63		130.0	

10607-AAB	IEEE 802.11ac WiFi (20MHz, MCS0, 90pc duty cycle)	X	4.81	66.43	16.45	0.46	130.0	± 9.6 %
		Y	4.70	66.13	16.17		130.0	
		Z	4.80	66.21	16.23		130.0	
10608-AAB	IEEE 802.11ac WiFi (20MHz, MCS1, 90pc duty cycle)	X	5.02	66.87	16.61	0.46	130.0	± 9.6 %
		Y	4.90	66.55	16.33		130.0	
		Z	5.02	66.64	16.39		130.0	
10609-AAB	IEEE 802.11ac WiFi (20MHz, MCS2, 90pc duty cycle)	X	4.91	66.76	16.48	0.46	130.0	± 9.6 %
		Y	4.79	66.41	16.18		130.0	
		Z	4.91	66.53	16.26		130.0	
10610-AAB	IEEE 802.11ac WiFi (20MHz, MCS3, 90pc duty cycle)	X	4.96	66.90	16.63	0.46	130.0	± 9.6 %
		Y	4.84	66.57	16.34		130.0	
		Z	4.96	66.68	16.41		130.0	
10611-AAB	IEEE 802.11ac WiFi (20MHz, MCS4, 90pc duty cycle)	X	4.88	66.74	16.50	0.46	130.0	± 9.6 %
		Y	4.76	66.39	16.20		130.0	
		Z	4.89	66.53	16.29		130.0	
10612-AAB	IEEE 802.11ac WiFi (20MHz, MCS5, 90pc duty cycle)	X	4.90	66.91	16.55	0.46	130.0	± 9.6 %
		Y	4.77	66.55	16.24		130.0	
		Z	4.90	66.68	16.33		130.0	
10613-AAB	IEEE 802.11ac WiFi (20MHz, MCS6, 90pc duty cycle)	X	4.92	66.84	16.46	0.46	130.0	± 9.6 %
		Y	4.78	66.46	16.14		130.0	
		Z	4.92	66.62	16.24		130.0	
10614-AAB	IEEE 802.11ac WiFi (20MHz, MCS7, 90pc duty cycle)	X	4.84	66.99	16.66	0.46	130.0	± 9.6 %
		Y	4.72	66.63	16.36		130.0	
		Z	4.84	66.77	16.44		130.0	
10615-AAB	IEEE 802.11ac WiFi (20MHz, MCS8, 90pc duty cycle)	X	4.89	66.58	16.29	0.46	130.0	± 9.6 %
		Y	4.76	66.22	15.98		130.0	
		Z	4.89	66.36	16.08		130.0	
10616-AAB	IEEE 802.11ac WiFi (40MHz, MCS0, 90pc duty cycle)	X	5.46	66.96	16.62	0.46	130.0	± 9.6 %
		Y	5.35	66.66	16.37		130.0	
		Z	5.45	66.78	16.43		130.0	
10617-AAB	IEEE 802.11ac WiFi (40MHz, MCS1, 90pc duty cycle)	X	5.51	67.06	16.64	0.46	130.0	± 9.6 %
		Y	5.42	66.80	16.41		130.0	
		Z	5.51	66.89	16.45		130.0	
10618-AAB	IEEE 802.11ac WiFi (40MHz, MCS2, 90pc duty cycle)	X	5.41	67.14	16.70	0.46	130.0	± 9.6 %
		Y	5.31	66.84	16.45		130.0	
		Z	5.41	66.96	16.50		130.0	
10619-AAB	IEEE 802.11ac WiFi (40MHz, MCS3, 90pc duty cycle)	X	5.44	66.98	16.56	0.46	130.0	± 9.6 %
		Y	5.34	66.68	16.31		130.0	
		Z	5.43	66.79	16.36		130.0	
10620-AAB	IEEE 802.11ac WiFi (40MHz, MCS4, 90pc duty cycle)	X	5.55	67.07	16.65	0.46	130.0	± 9.6 %
		Y	5.44	66.75	16.39		130.0	
		Z	5.55	66.91	16.47		130.0	
10621-AAB	IEEE 802.11ac WiFi (40MHz, MCS5, 90pc duty cycle)	X	5.52	67.10	16.77	0.46	130.0	± 9.6 %
		Y	5.41	66.81	16.54		130.0	
		Z	5.52	66.94	16.59		130.0	
10622-AAB	IEEE 802.11ac WiFi (40MHz, MCS6, 90pc duty cycle)	X	5.52	67.23	16.83	0.46	130.0	± 9.6 %
		Y	5.43	66.97	16.61		130.0	
		Z	5.52	67.05	16.64		130.0	

10623-AAB	IEEE 802.11ac WiFi (40MHz, MCS7, 90pc duty cycle)	X	5.41	66.83	16.52	0.46	130.0	± 9.6 %
		Y	5.30	66.50	16.26		130.0	
		Z	5.42	66.69	16.35		130.0	
10624-AAB	IEEE 802.11ac WiFi (40MHz, MCS8, 90pc duty cycle)	X	5.60	67.00	16.67	0.46	130.0	± 9.6 %
		Y	5.50	66.72	16.43		130.0	
		Z	5.60	66.82	16.48		130.0	
10625-AAB	IEEE 802.11ac WiFi (40MHz, MCS9, 90pc duty cycle)	X	6.04	68.15	17.29	0.46	130.0	± 9.6 %
		Y	5.94	67.90	17.06		130.0	
		Z	6.00	67.86	17.04		130.0	
10626-AAB	IEEE 802.11ac WiFi (80MHz, MCS0, 90pc duty cycle)	X	5.71	66.97	16.54	0.46	130.0	± 9.6 %
		Y	5.63	66.69	16.31		130.0	
		Z	5.70	66.81	16.36		130.0	
10627-AAB	IEEE 802.11ac WiFi (80MHz, MCS1, 90pc duty cycle)	X	5.98	67.56	16.79	0.46	130.0	± 9.6 %
		Y	5.90	67.32	16.58		130.0	
		Z	5.96	67.36	16.59		130.0	
10628-AAB	IEEE 802.11ac WiFi (80MHz, MCS2, 90pc duty cycle)	X	5.79	67.17	16.54	0.46	130.0	± 9.6 %
		Y	5.68	66.85	16.29		130.0	
		Z	5.78	67.02	16.36		130.0	
10629-AAB	IEEE 802.11ac WiFi (80MHz, MCS3, 90pc duty cycle)	X	5.87	67.22	16.56	0.46	130.0	± 9.6 %
		Y	5.77	66.92	16.32		130.0	
		Z	5.87	67.09	16.39		130.0	
10630-AAB	IEEE 802.11ac WiFi (80MHz, MCS4, 90pc duty cycle)	X	6.48	69.22	17.56	0.46	130.0	± 9.6 %
		Y	6.36	68.86	17.28		130.0	
		Z	6.45	68.98	17.34		130.0	
10631-AAB	IEEE 802.11ac WiFi (80MHz, MCS5, 90pc duty cycle)	X	6.29	68.75	17.49	0.46	130.0	± 9.6 %
		Y	6.17	68.38	17.23		130.0	
		Z	6.29	68.57	17.31		130.0	
10632-AAB	IEEE 802.11ac WiFi (80MHz, MCS6, 90pc duty cycle)	X	5.94	67.58	16.93	0.46	130.0	± 9.6 %
		Y	5.85	67.33	16.73		130.0	
		Z	5.93	67.41	16.74		130.0	
10633-AAB	IEEE 802.11ac WiFi (80MHz, MCS7, 90pc duty cycle)	X	5.87	67.37	16.67	0.46	130.0	± 9.6 %
		Y	5.75	67.00	16.39		130.0	
		Z	5.88	67.29	16.52		130.0	
10634-AAB	IEEE 802.11ac WiFi (80MHz, MCS8, 90pc duty cycle)	X	5.84	67.34	16.70	0.46	130.0	± 9.6 %
		Y	5.73	67.01	16.46		130.0	
		Z	5.85	67.24	16.55		130.0	
10635-AAB	IEEE 802.11ac WiFi (80MHz, MCS9, 90pc duty cycle)	X	5.74	66.76	16.17	0.46	130.0	± 9.6 %
		Y	5.62	66.39	15.89		130.0	
		Z	5.74	66.64	16.02		130.0	
10636-AAC	IEEE 802.11ac WiFi (160MHz, MCS0, 90pc duty cycle)	X	6.13	67.36	16.63	0.46	130.0	± 9.6 %
		Y	6.05	67.09	16.42		130.0	
		Z	6.11	67.20	16.46		130.0	
10637-AAC	IEEE 802.11ac WiFi (160MHz, MCS1, 90pc duty cycle)	X	6.30	67.76	16.81	0.46	130.0	± 9.6 %
		Y	6.21	67.50	16.60		130.0	
		Z	6.29	67.62	16.64		130.0	
10638-AAC	IEEE 802.11ac WiFi (160MHz, MCS2, 90pc duty cycle)	X	6.30	67.73	16.78	0.46	130.0	± 9.6 %
		Y	6.21	67.47	16.56		130.0	
		Z	6.28	67.57	16.60		130.0	

10639-AAC	IEEE 802.11ac WiFi (160MHz, MCS3, 90pc duty cycle)	X	6.29	67.73	16.82	0.46	130.0	± 9.6 %
		Y	6.20	67.43	16.59		130.0	
		Z	6.29	67.60	16.66		130.0	
10640-AAC	IEEE 802.11ac WiFi (160MHz, MCS4, 90pc duty cycle)	X	6.33	67.84	16.82	0.46	130.0	± 9.6 %
		Y	6.22	67.49	16.57		130.0	
		Z	6.32	67.71	16.67		130.0	
10641-AAC	IEEE 802.11ac WiFi (160MHz, MCS5, 90pc duty cycle)	X	6.32	67.56	16.70	0.46	130.0	± 9.6 %
		Y	6.23	67.29	16.48		130.0	
		Z	6.31	67.42	16.54		130.0	
10642-AAC	IEEE 802.11ac WiFi (160MHz, MCS6, 90pc duty cycle)	X	6.38	67.85	17.00	0.46	130.0	± 9.6 %
		Y	6.28	67.57	16.79		130.0	
		Z	6.37	67.73	16.85		130.0	
10643-AAC	IEEE 802.11ac WiFi (160MHz, MCS7, 90pc duty cycle)	X	6.22	67.58	16.78	0.46	130.0	± 9.6 %
		Y	6.12	67.27	16.54		130.0	
		Z	6.21	67.45	16.62		130.0	
10644-AAC	IEEE 802.11ac WiFi (160MHz, MCS8, 90pc duty cycle)	X	6.45	68.30	17.16	0.46	130.0	± 9.6 %
		Y	6.33	67.92	16.89		130.0	
		Z	6.45	68.18	17.01		130.0	
10645-AAC	IEEE 802.11ac WiFi (160MHz, MCS9, 90pc duty cycle)	X	6.85	69.01	17.46	0.46	130.0	± 9.6 %
		Y	6.84	68.95	17.35		130.0	
		Z	6.76	68.63	17.18		130.0	
10646-AAD	LTE-TDD (SC-FDMA, 1 RB, 5 MHz, QPSK, UL Subframe=2,7)	X	40.26	119.11	39.27	9.30	60.0	± 9.6 %
		Y	36.93	117.62	38.61		60.0	
		Z	28.78	110.02	36.33		60.0	
10647-AAC	LTE-TDD (SC-FDMA, 1 RB, 20 MHz, QPSK, UL Subframe=2,7)	X	43.42	121.73	40.16	9.30	60.0	± 9.6 %
		Y	37.87	119.05	39.16		60.0	
		Z	30.35	112.02	37.07		60.0	
10648-AAA	CDMA2000 (1x Advanced)	X	0.89	66.81	13.23	0.00	150.0	± 9.6 %
		Y	0.67	63.28	10.48		150.0	
		Z	0.78	64.48	11.81		150.0	
10652-AAB	LTE-TDD (OFDMA, 5 MHz, E-TM 3.1, Clipping 44%)	X	4.61	69.53	17.90	2.23	80.0	± 9.6 %
		Y	4.34	68.71	17.31		80.0	
		Z	4.53	68.80	17.47		80.0	
10653-AAB	LTE-TDD (OFDMA, 10 MHz, E-TM 3.1, Clipping 44%)	X	5.03	68.53	17.83	2.23	80.0	± 9.6 %
		Y	4.81	67.89	17.37		80.0	
		Z	4.99	68.09	17.51		80.0	
10654-AAB	LTE-TDD (OFDMA, 15 MHz, E-TM 3.1, Clipping 44%)	X	4.95	68.16	17.81	2.23	80.0	± 9.6 %
		Y	4.75	67.54	17.37		80.0	
		Z	4.92	67.77	17.50		80.0	
10655-AAB	LTE-TDD (OFDMA, 20 MHz, E-TM 3.1, Clipping 44%)	X	5.01	68.19	17.85	2.23	80.0	± 9.6 %
		Y	4.81	67.55	17.41		80.0	
		Z	4.97	67.82	17.55		80.0	
10658-AAA	Pulse Waveform (200Hz, 10%)	X	13.53	87.28	23.74	10.00	50.0	± 9.6 %
		Y	14.55	88.29	23.48		50.0	
		Z	11.52	84.09	22.80		50.0	
10659-AAA	Pulse Waveform (200Hz, 20%)	X	60.38	110.77	29.03	6.99	60.0	± 9.6 %
		Y	78.03	112.57	28.65		60.0	
		Z	23.63	96.55	25.31		60.0	

10660-AAA	Pulse Waveform (200Hz, 40%)	X	100.00	116.42	28.34	3.98	80.0	± 9.6 %
		Y	100.00	113.13	26.55		80.0	
		Z	100.00	115.93	28.24		80.0	
10661-AAA	Pulse Waveform (200Hz, 60%)	X	100.00	118.32	27.69	2.22	100.0	± 9.6 %
		Y	100.00	112.54	24.86		100.0	
		Z	100.00	116.38	26.92		100.0	
10662-AAA	Pulse Waveform (200Hz, 80%)	X	100.00	126.39	29.06	0.97	120.0	± 9.6 %
		Y	100.00	111.25	22.47		120.0	
		Z	100.00	119.29	26.16		120.0	

[E] Uncertainty is determined using the max. deviation from linear response applying rectangular distribution and is expressed for the square of the field value.

Calibration Laboratory of
Schmid & Partner
Engineering AG
Zeughausstrasse 43, 8004 Zurich, Switzerland

S Schweizerischer Kalibrierdienst
C Service suisse d'étalonnage
Servizio svizzero di taratura
S Swiss Calibration Service

Accredited by the Swiss Accreditation Service (SAS)
The Swiss Accreditation Service is one of the signatories to the EA Multilateral Agreement for the recognition of calibration certificates

Accreditation No.: SCS 0108

Client PC Test

Certificate No: ES3-3275_Apr18

CALIBRATION CERTIFICATE

Object	ES3DV3 - SN:3275
Calibration procedure(s)	QA CAL-01.v9, QA CAL-23.v5, QA CAL-25.v6 Calibration procedure for dosimetric E-field probes
Calibration date:	April 12, 2018

SC ✓ 4/26/2018

This calibration certificate documents the traceability to national standards, which realize the physical units of measurements (SI).
The measurements and the uncertainties with confidence probability are given on the following pages and are part of the certificate.

All calibrations have been conducted in the closed laboratory facility: environment temperature (22 ± 3)°C and humidity < 70%.

Calibration Equipment used (M&TE critical for calibration)

Primary Standards	ID	Cal Date (Certificate No.)	Scheduled Calibration
Power meter NRP	SN: 104778	04-Apr-18 (No. 217-02672/02673)	Apr-19
Power sensor NRP-Z91	SN: 103244	04-Apr-18 (No. 217-02672)	Apr-19
Power sensor NRP-Z91	SN: 103245	04-Apr-18 (No. 217-02673)	Apr-19
Reference 20 dB Attenuator	SN: S5277 (20x)	04-Apr-18 (No. 217-02682)	Apr-19
Reference Probe ES3DV2	SN: 3013	30-Dec-17 (No. ES3-3013_Dec17)	Dec-18
DAE4	SN: 660	21-Dec-17 (No. DAE4-660_Dec17)	Dec-18
Secondary Standards	ID	Check Date (in house)	Scheduled Check
Power meter E4419B	SN: GB41293874	06-Apr-16 (in house check Jun-16)	In house check: Jun-18
Power sensor E4412A	SN: MY41498087	06-Apr-16 (in house check Jun-16)	In house check: Jun-18
Power sensor E4412A	SN: 000110210	06-Apr-16 (in house check Jun-16)	In house check: Jun-18
RF generator HP 8648C	SN: US3642U01700	04-Aug-99 (in house check Jun-16)	In house check: Jun-18
Network Analyzer HP 8753E	SN: US37390585	18-Oct-01 (in house check Oct-17)	In house check: Oct-18

	Name	Function	Signature
Calibrated by:	Claudio Leubler	Laboratory Technician	
Approved by:	Katja Pokovic	Technical Manager	

Issued: April 14, 2018

This calibration certificate shall not be reproduced except in full without written approval of the laboratory.

Glossary:

TSL	tissue simulating liquid
NORMx,y,z	sensitivity in free space
ConvF	sensitivity in TSL / NORMx,y,z
DCP	diode compression point
CF	crest factor (1/duty_cycle) of the RF signal
A, B, C, D	modulation dependent linearization parameters
Polarization φ	φ rotation around probe axis
Polarization ϑ	ϑ rotation around an axis that is in the plane normal to probe axis (at measurement center), i.e., ϑ = 0 is normal to probe axis
Connector Angle	information used in DASY system to align probe sensor X to the robot coordinate system

Calibration is Performed According to the Following Standards:

a) IEEE Std 1528-2013, "IEEE Recommended Practice for Determining the Peak Spatial-Averaged Specific Absorption Rate (SAR) in the Human Head from Wireless Communications Devices: Measurement Techniques", June 2013
b) IEC 62209-1, ", "Measurement procedure for the assessment of Specific Absorption Rate (SAR) from hand-held and body-mounted devices used next to the ear (frequency range of 300 MHz to 6 GHz)", July 2016
c) IEC 62209-2, "Procedure to determine the Specific Absorption Rate (SAR) for wireless communication devices used in close proximity to the human body (frequency range of 30 MHz to 6 GHz)", March 2010
d) KDB 865664, "SAR Measurement Requirements for 100 MHz to 6 GHz"

Methods Applied and Interpretation of Parameters:

- *NORMx,y,z:* Assessed for E-field polarization ϑ = 0 (f ≤ 900 MHz in TEM-cell; f > 1800 MHz: R22 waveguide). NORMx,y,z are only intermediate values, i.e., the uncertainties of NORMx,y,z does not affect the E^2-field uncertainty inside TSL (see below *ConvF*).
- *NORM(f)x,y,z = NORMx,y,z * frequency_response* (see Frequency Response Chart). This linearization is implemented in DASY4 software versions later than 4.2. The uncertainty of the frequency response is included in the stated uncertainty of *ConvF*.
- *DCPx,y,z:* DCP are numerical linearization parameters assessed based on the data of power sweep with CW signal (no uncertainty required). DCP does not depend on frequency nor media.
- *PAR:* PAR is the Peak to Average Ratio that is not calibrated but determined based on the signal characteristics
- *Ax,y,z; Bx,y,z; Cx,y,z; Dx,y,z; VRx,y,z: A, B, C, D* are numerical linearization parameters assessed based on the data of power sweep for specific modulation signal. The parameters do not depend on frequency nor media. *VR* is the maximum calibration range expressed in RMS voltage across the diode.
- *ConvF and Boundary Effect Parameters:* Assessed in flat phantom using E-field (or Temperature Transfer Standard for f ≤ 800 MHz) and inside waveguide using analytical field distributions based on power measurements for f > 800 MHz. The same setups are used for assessment of the parameters applied for boundary compensation (alpha, depth) of which typical uncertainty values are given. These parameters are used in DASY4 software to improve probe accuracy close to the boundary. The sensitivity in TSL corresponds to *NORMx,y,z * ConvF* whereby the uncertainty corresponds to that given for *ConvF*. A frequency dependent *ConvF* is used in DASY version 4.4 and higher which allows extending the validity from ± 50 MHz to ± 100 MHz.
- *Spherical isotropy (3D deviation from isotropy)*: in a field of low gradients realized using a flat phantom exposed by a patch antenna.
- *Sensor Offset*: The sensor offset corresponds to the offset of virtual measurement center from the probe tip (on probe axis). No tolerance required.
- *Connector Angle*: The angle is assessed using the information gained by determining the *NORMx* (no uncertainty required).

Probe ES3DV3

SN:3275

Manufactured: February 25, 2010
Calibrated: April 12, 2018

Calibrated for DASY/EASY Systems
(Note: non-compatible with DASY2 system!)

DASY/EASY - Parameters of Probe: ES3DV3 - SN:3275

Basic Calibration Parameters

	Sensor X	Sensor Y	Sensor Z	Unc (k=2)
Norm ($\mu V/(V/m)^2$)[A]	1.30	1.12	1.19	± 10.1 %
DCP (mV)[B]	106.5	106.3	107.8	

Modulation Calibration Parameters

UID	Communication System Name		A dB	B dB√μV	C	D dB	VR mV	Unc[E] (k=2)
0	CW	X	0.0	0.0	1.0	0.00	211.6	±3.3 %
		Y	0.0	0.0	1.0		202.8	
		Z	0.0	0.0	1.0		212.4	

Note: For details on UID parameters see Appendix.

Sensor Model Parameters

	C1 fF	C2 fF	α V^{-1}	T1 $ms.V^{-2}$	T2 $ms.V^{-1}$	T3 ms	T4 V^{-2}	T5 V^{-1}	T6
X	47.39	333.3	34.06	27.31	1.692	5.10	0.785	0.383	1.01
Y	60.06	422.6	34.22	29.68	3.227	5.10	1.009	0.485	1.01
Z	52.40	372.5	34.74	28.40	1.978	5.10	0.709	0.438	1.01

The reported uncertainty of measurement is stated as the standard uncertainty of measurement multiplied by the coverage factor k=2, which for a normal distribution corresponds to a coverage probability of approximately 95%.

[A] The uncertainties of Norm X,Y,Z do not affect the E^2-field uncertainty inside TSL (see Pages 5 and 6).
[B] Numerical linearization parameter: uncertainty not required.
[E] Uncertainty is determined using the max. deviation from linear response applying rectangular distribution and is expressed for the square of the field value.

DASY/EASY - Parameters of Probe: ES3DV3 - SN:3275

Calibration Parameter Determined in Head Tissue Simulating Media

f (MHz) [C]	Relative Permittivity [F]	Conductivity (S/m) [F]	ConvF X	ConvF Y	ConvF Z	Alpha [G]	Depth [G] (mm)	Unc (k=2)
750	41.9	0.89	6.56	6.56	6.56	0.80	1.12	± 12.0 %
835	41.5	0.90	6.28	6.28	6.28	0.76	1.19	± 12.0 %
1750	40.1	1.37	5.52	5.52	5.52	0.80	1.19	± 12.0 %
1900	40.0	1.40	5.33	5.33	5.33	0.63	1.39	± 12.0 %
2300	39.5	1.67	5.02	5.02	5.02	0.80	1.25	± 12.0 %
2450	39.2	1.80	4.74	4.74	4.74	0.64	1.41	± 12.0 %
2600	39.0	1.96	4.58	4.58	4.58	0.72	1.37	± 12.0 %

[C] Frequency validity above 300 MHz of ± 100 MHz only applies for DASY v4.4 and higher (see Page 2), else it is restricted to ± 50 MHz. The uncertainty is the RSS of the ConvF uncertainty at calibration frequency and the uncertainty for the indicated frequency band. Frequency validity below 300 MHz is ± 10, 25, 40, 50 and 70 MHz for ConvF assessments at 30, 64, 128, 150 and 220 MHz respectively. Above 5 GHz frequency validity can be extended to ± 110 MHz.

[F] At frequencies below 3 GHz, the validity of tissue parameters (ε and σ) can be relaxed to ± 10% if liquid compensation formula is applied to measured SAR values. At frequencies above 3 GHz, the validity of tissue parameters (ε and σ) is restricted to ± 5%. The uncertainty is the RSS of the ConvF uncertainty for indicated target tissue parameters.

[G] Alpha/Depth are determined during calibration. SPEAG warrants that the remaining deviation due to the boundary effect after compensation is always less than ± 1% for frequencies below 3 GHz and below ± 2% for frequencies between 3-6 GHz at any distance larger than half the probe tip diameter from the boundary.

DASY/EASY - Parameters of Probe: ES3DV3 - SN:3275

Calibration Parameter Determined in Body Tissue Simulating Media

f (MHz) [C]	Relative Permittivity [F]	Conductivity (S/m) [F]	ConvF X	ConvF Y	ConvF Z	Alpha [G]	Depth [G] (mm)	Unc (k=2)
750	55.5	0.96	6.34	6.34	6.34	0.80	1.14	± 12.0 %
835	55.2	0.97	6.16	6.16	6.16	0.80	1.15	± 12.0 %
1750	53.4	1.49	5.08	5.08	5.08	0.62	1.38	± 12.0 %
1900	53.3	1.52	4.85	4.85	4.85	0.61	1.46	± 12.0 %
2300	52.9	1.81	4.66	4.66	4.66	0.80	1.38	± 12.0 %
2450	52.7	1.95	4.57	4.57	4.57	0.80	1.38	± 12.0 %
2600	52.5	2.16	4.47	4.47	4.47	0.80	1.30	± 12.0 %

[C] Frequency validity above 300 MHz of ± 100 MHz only applies for DASY v4.4 and higher (see Page 2), else it is restricted to ± 50 MHz. The uncertainty is the RSS of the ConvF uncertainty at calibration frequency and the uncertainty for the indicated frequency band. Frequency validity below 300 MHz is ± 10, 25, 40, 50 and 70 MHz for ConvF assessments at 30, 64, 128, 150 and 220 MHz respectively. Above 5 GHz frequency validity can be extended to ± 110 MHz.

[F] At frequencies below 3 GHz, the validity of tissue parameters (ε and σ) can be relaxed to ± 10% if liquid compensation formula is applied to measured SAR values. At frequencies above 3 GHz, the validity of tissue parameters (ε and σ) is restricted to ± 5%. The uncertainty is the RSS of the ConvF uncertainty for indicated target tissue parameters.

[G] Alpha/Depth are determined during calibration. SPEAG warrants that the remaining deviation due to the boundary effect after compensation is always less than ± 1% for frequencies below 3 GHz and below ± 2% for frequencies between 3-6 GHz at any distance larger than half the probe tip diameter from the boundary.

Frequency Response of E-Field

(TEM-Cell:ifi110 EXX, Waveguide: R22)

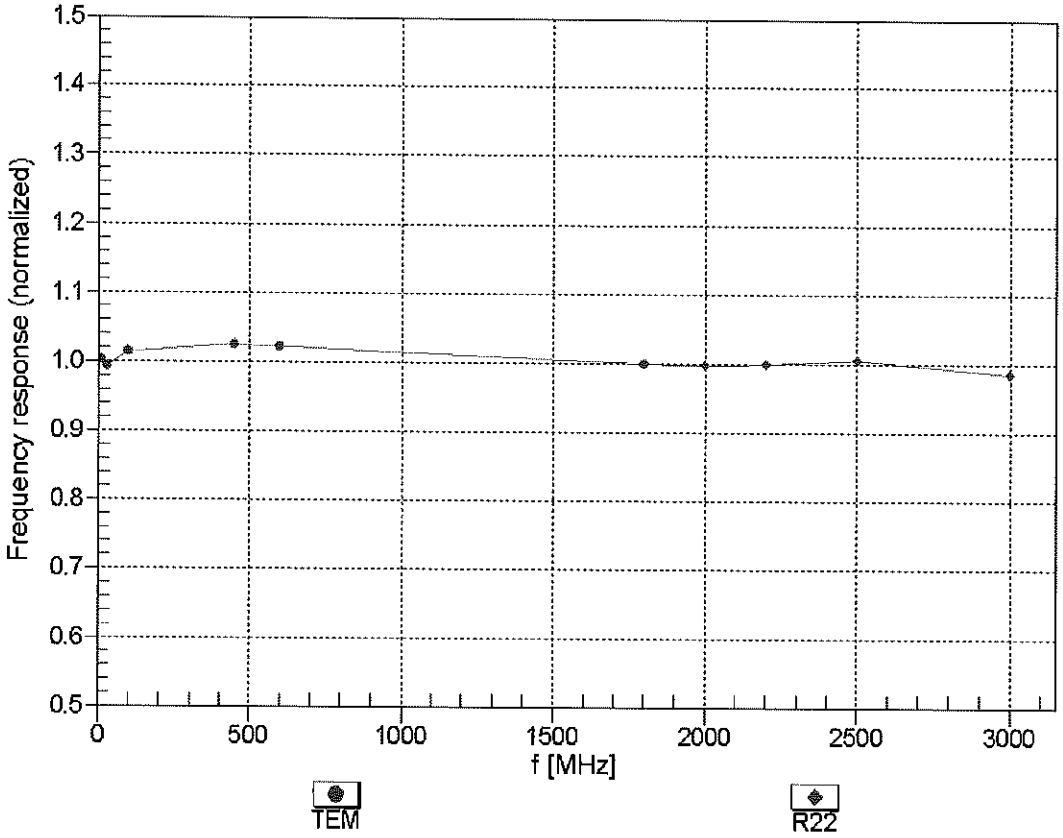

Uncertainty of Frequency Response of E-field: ± 6.3% (k=2)

Receiving Pattern (ϕ), ϑ = 0°

f=600 MHz,TEM

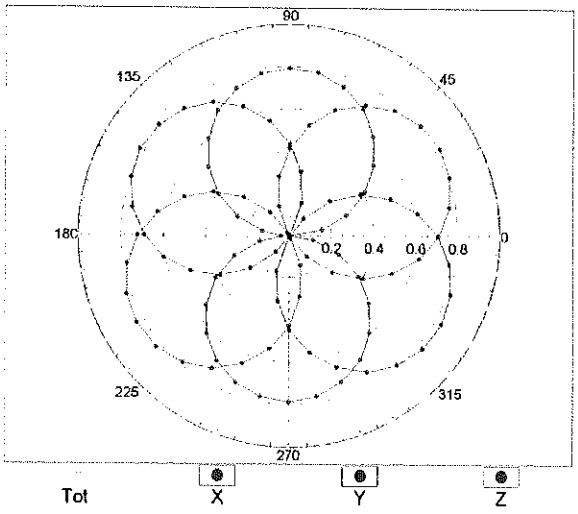

f=1800 MHz,R22

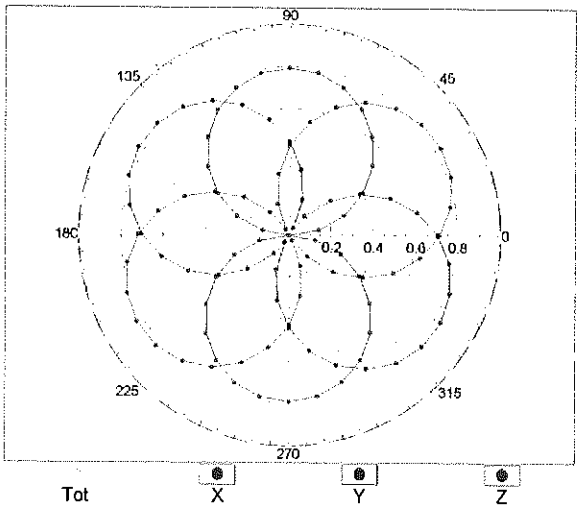

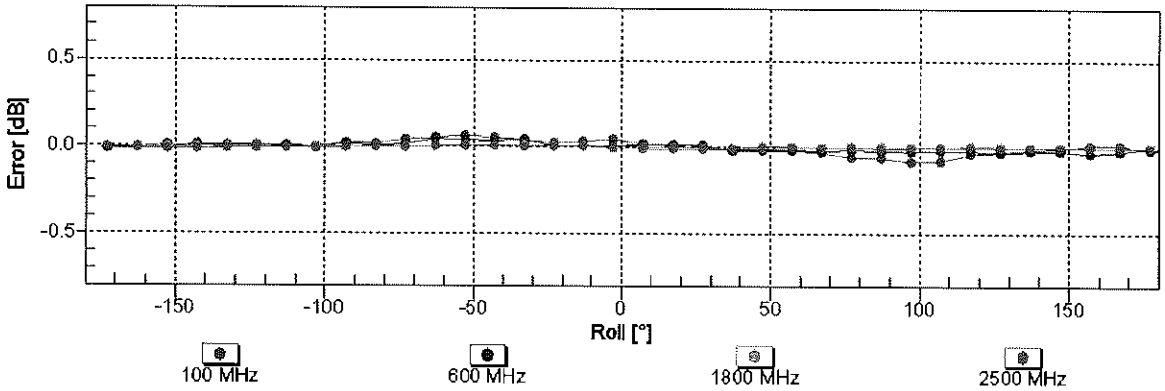

Uncertainty of Axial Isotropy Assessment: ± 0.5% (k=2)

Dynamic Range f(SAR$_{head}$)

(TEM cell , f_{eval}= 1900 MHz)

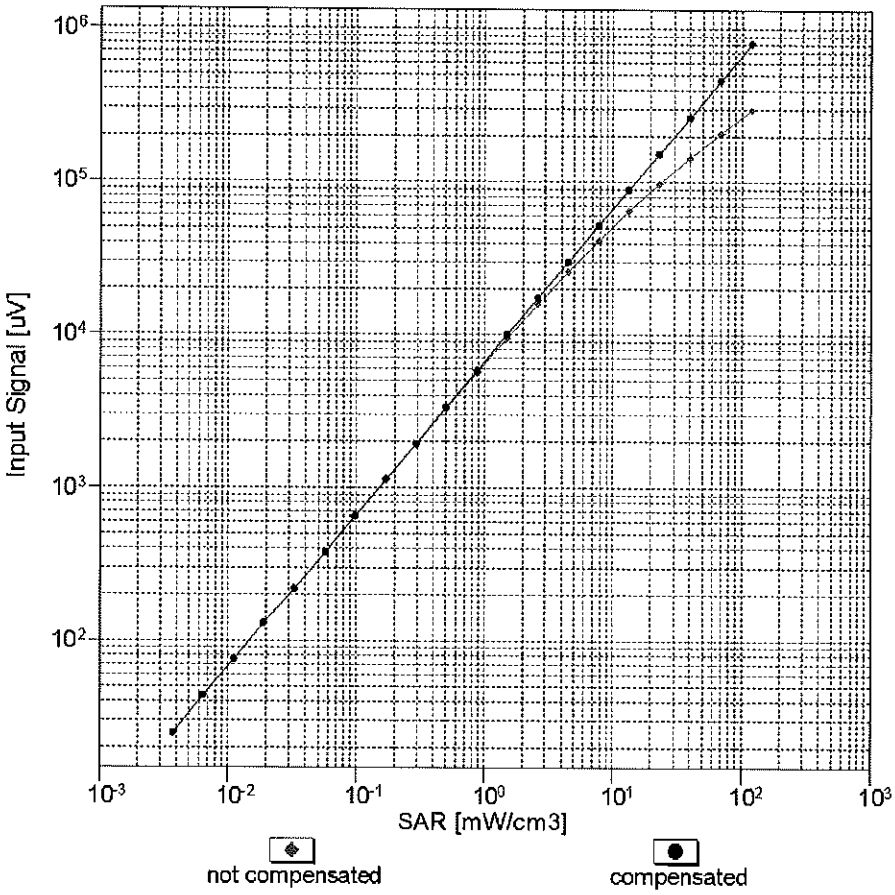

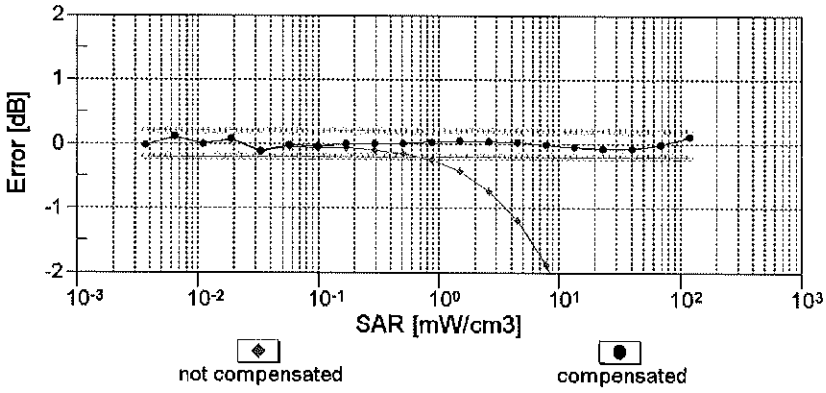

Uncertainty of Linearity Assessment: ± 0.6% (k=2)

Conversion Factor Assessment

f = 835 MHz,WGLS R9 (H_convF)

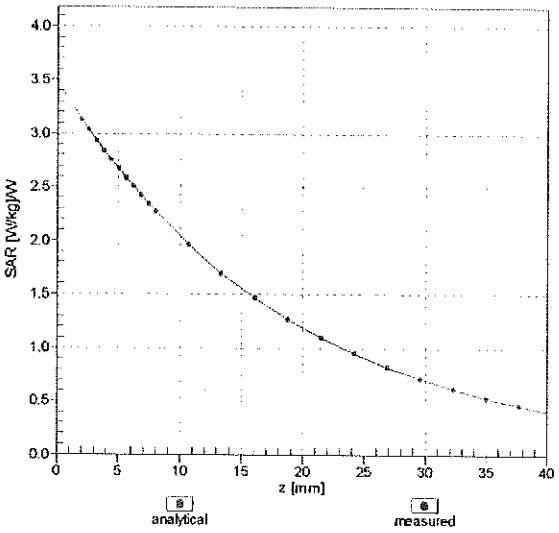

f = 1900 MHz,WGLS R22 (H_convF)

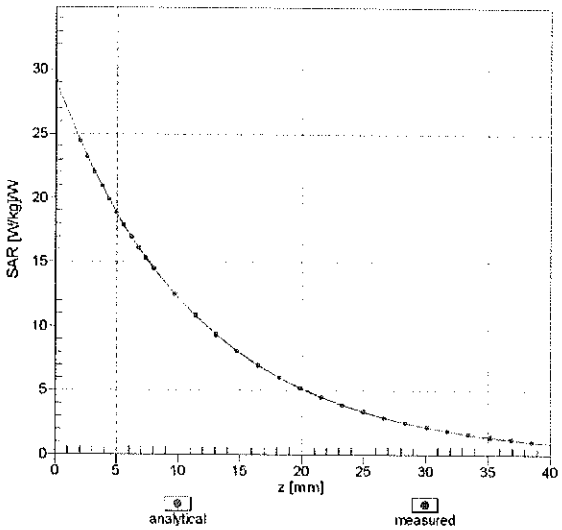

Deviation from Isotropy in Liquid

Error (ϕ, ϑ), f = 900 MHz

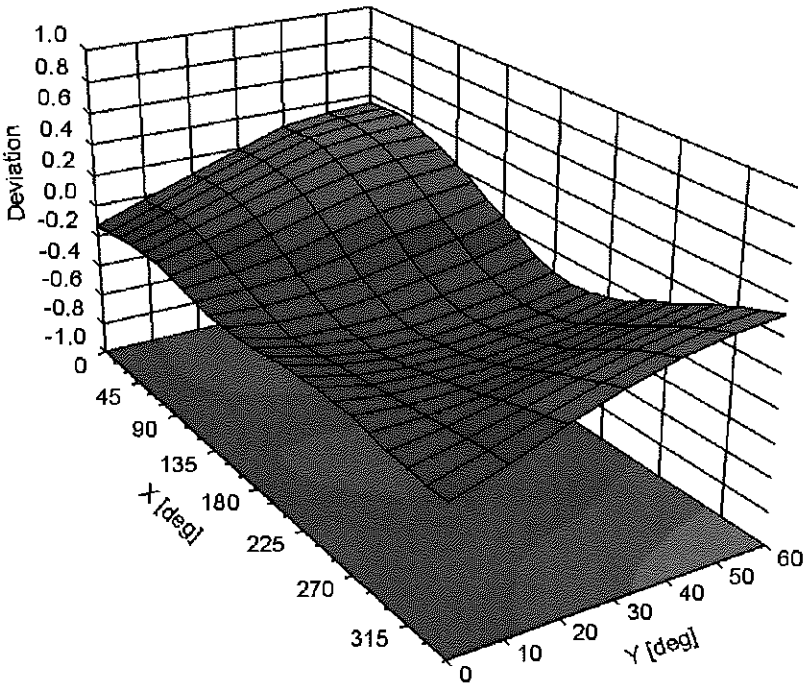

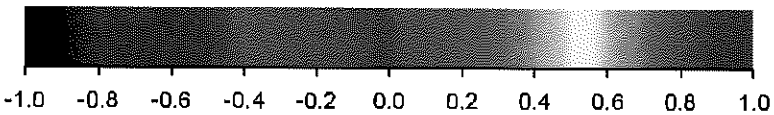

Uncertainty of Spherical Isotropy Assessment: ± 2.6% (k=2)

DASY/EASY - Parameters of Probe: ES3DV3 - SN:3275

Other Probe Parameters

Sensor Arrangement	Triangular
Connector Angle (°)	-2.8
Mechanical Surface Detection Mode	enabled
Optical Surface Detection Mode	disabled
Probe Overall Length	337 mm
Probe Body Diameter	10 mm
Tip Length	10 mm
Tip Diameter	4 mm
Probe Tip to Sensor X Calibration Point	2 mm
Probe Tip to Sensor Y Calibration Point	2 mm
Probe Tip to Sensor Z Calibration Point	2 mm
Recommended Measurement Distance from Surface	3 mm

Appendix: Modulation Calibration Parameters

UID	Communication System Name		A dB	B dB√μV	C	D dB	VR mV	Max Unc[E] (k=2)
0	CW	X	0.00	0.00	1.00	0.00	211.6	± 3.3 %
		Y	0.00	0.00	1.00		202.8	
		Z	0.00	0.00	1.00		212.4	
10010-CAA	SAR Validation (Square, 100ms, 10ms)	X	8.10	79.10	17.81	10.00	25.0	± 9.6 %
		Y	8.98	80.10	19.70		25.0	
		Z	8.37	79.48	18.27		25.0	
10011-CAB	UMTS-FDD (WCDMA)	X	0.88	65.06	13.38	0.00	150.0	± 9.6 %
		Y	1.07	67.99	15.47		150.0	
		Z	0.93	65.71	13.90		150.0	
10012-CAB	IEEE 802.11b WiFi 2.4 GHz (DSSS, 1 Mbps)	X	1.21	64.06	14.74	0.41	150.0	± 9.6 %
		Y	1.31	65.35	15.86		150.0	
		Z	1.23	64.32	15.05		150.0	
10013-CAB	IEEE 802.11g WiFi 2.4 GHz (DSSS-OFDM, 6 Mbps)	X	4.96	67.12	17.13	1.46	150.0	± 9.6 %
		Y	5.16	67.34	17.40		150.0	
		Z	5.03	67.12	17.22		150.0	
10021-DAC	GSM-FDD (TDMA, GMSK)	X	100.00	119.32	31.53	9.39	50.0	± 9.6 %
		Y	15.84	90.94	25.21		50.0	
		Z	61.29	112.41	30.22		50.0	
10023-DAC	GPRS-FDD (TDMA, GMSK, TN 0)	X	77.79	115.43	30.62	9.57	50.0	± 9.6 %
		Y	14.80	89.62	24.82		50.0	
		Z	43.92	107.10	28.86		50.0	
10024-DAC	GPRS-FDD (TDMA, GMSK, TN 0-1)	X	100.00	115.73	28.71	6.56	60.0	± 9.6 %
		Y	58.69	111.44	29.41		60.0	
		Z	100.00	116.52	29.27		60.0	
10025-DAC	EDGE-FDD (TDMA, 8PSK, TN 0)	X	17.13	105.61	40.29	12.57	50.0	± 9.6 %
		Y	18.87	104.10	39.34		50.0	
		Z	17.63	105.48	40.14		50.0	
10026-DAC	EDGE-FDD (TDMA, 8PSK, TN 0-1)	X	20.83	106.25	36.55	9.56	60.0	± 9.6 %
		Y	18.80	100.85	34.58		60.0	
		Z	20.73	105.43	36.25		60.0	
10027-DAC	GPRS-FDD (TDMA, GMSK, TN 0-1-2)	X	100.00	114.30	27.22	4.80	80.0	± 9.6 %
		Y	100.00	118.06	29.74		80.0	
		Z	100.00	115.07	27.73		80.0	
10028-DAC	GPRS-FDD (TDMA, GMSK, TN 0-1-2-3)	X	100.00	113.86	26.28	3.55	100.0	± 9.6 %
		Y	100.00	117.89	28.79		100.0	
		Z	100.00	114.66	26.78		100.0	
10029-DAC	EDGE-FDD (TDMA, 8PSK, TN 0-1-2)	X	12.40	94.17	31.28	7.80	80.0	± 9.6 %
		Y	13.55	93.90	31.08		80.0	
		Z	12.90	94.54	31.40		80.0	
10030-CAA	IEEE 802.15.1 Bluetooth (GFSK, DH1)	X	100.00	113.83	27.31	5.30	70.0	± 9.6 %
		Y	100.00	117.88	30.01		70.0	
		Z	100.00	114.71	27.89		70.0	
10031-CAA	IEEE 802.15.1 Bluetooth (GFSK, DH3)	X	100.00	111.82	23.95	1.88	100.0	± 9.6 %
		Y	100.00	118.45	27.41		100.0	
		Z	100.00	113.17	24.65		100.0	

10032-CAA	IEEE 802.15.1 Bluetooth (GFSK, DH5)	X	100.00	112.20	23.12	1.17	100.0	± 9.6 %
		Y	100.00	121.81	27.68		100.0	
		Z	100.00	114.11	24.02		100.0	
10033-CAA	IEEE 802.15.1 Bluetooth (PI/4-DQPSK, DH1)	X	21.07	98.64	26.38	5.30	70.0	± 9.6 %
		Y	14.09	92.25	25.41		70.0	
		Z	20.45	98.58	26.72		70.0	
10034-CAA	IEEE 802.15.1 Bluetooth (PI/4-DQPSK, DH3)	X	5.23	81.12	19.05	1.88	100.0	± 9.6 %
		Y	7.04	85.97	21.84		100.0	
		Z	5.81	82.96	20.11		100.0	
10035-CAA	IEEE 802.15.1 Bluetooth (PI/4-DQPSK, DH5)	X	2.87	74.72	16.38	1.17	100.0	± 9.6 %
		Y	4.21	80.36	19.64		100.0	
		Z	3.19	76.34	17.44		100.0	
10036-CAA	IEEE 802.15.1 Bluetooth (8-DPSK, DH1)	X	28.09	103.31	27.76	5.30	70.0	± 9.6 %
		Y	16.17	94.70	26.25		70.0	
		Z	26.60	102.95	28.04		70.0	
10037-CAA	IEEE 802.15.1 Bluetooth (8-DPSK, DH3)	X	4.90	80.29	18.73	1.88	100.0	± 9.6 %
		Y	6.80	85.50	21.65		100.0	
		Z	5.49	82.23	19.83		100.0	
10038-CAA	IEEE 802.15.1 Bluetooth (8-DPSK, DH5)	X	2.93	75.19	16.66	1.17	100.0	± 9.6 %
		Y	4.35	81.05	19.97		100.0	
		Z	3.27	76.90	17.74		100.0	
10039-CAB	CDMA2000 (1xRTT, RC1)	X	1.31	67.49	13.02	0.00	150.0	± 9.6 %
		Y	1.95	72.25	16.31		150.0	
		Z	1.50	68.83	14.08		150.0	
10042-CAB	IS-54 / IS-136 FDD (TDMA/FDM, PI/4-DQPSK, Halfrate)	X	100.00	114.49	28.35	7.78	50.0	± 9.6 %
		Y	27.19	98.62	25.96		50.0	
		Z	100.00	115.37	28.96		50.0	
10044-CAA	IS-91/EIA/TIA-553 FDD (FDMA, FM)	X	0.00	111.31	1.40	0.00	150.0	± 9.6 %
		Y	0.00	103.37	3.11		150.0	
		Z	0.00	110.12	0.15		150.0	
10048-CAA	DECT (TDD, TDMA/FDM, GFSK, Full Slot, 24)	X	21.05	95.06	26.86	13.80	25.0	± 9.6 %
		Y	10.74	81.59	23.78		25.0	
		Z	16.51	90.77	25.87		25.0	
10049-CAA	DECT (TDD, TDMA/FDM, GFSK, Double Slot, 12)	X	26.53	98.80	26.58	10.79	40.0	± 9.6 %
		Y	12.09	85.40	23.77		40.0	
		Z	20.58	94.89	25.77		40.0	
10056-CAA	UMTS-TDD (TD-SCDMA, 1.28 Mcps)	X	17.62	93.32	25.83	9.03	50.0	± 9.6 %
		Y	12.02	85.58	24.15		50.0	
		Z	16.01	91.64	25.58		50.0	
10058-DAC	EDGE-FDD (TDMA, 8PSK, TN 0-1-2-3)	X	8.71	87.03	27.93	6.55	100.0	± 9.6 %
		Y	10.25	88.69	28.50		100.0	
		Z	9.17	87.70	28.19		100.0	
10059-CAB	IEEE 802.11b WiFi 2.4 GHz (DSSS, 2 Mbps)	X	1.34	65.88	15.66	0.61	110.0	± 9.6 %
		Y	1.51	67.63	16.95		110.0	
		Z	1.38	66.26	16.01		110.0	
10060-CAB	IEEE 802.11b WiFi 2.4 GHz (DSSS, 5.5 Mbps)	X	29.91	111.02	27.96	1.30	110.0	± 9.6 %
		Y	100.00	129.73	33.11		110.0	
		Z	59.24	120.81	30.46		110.0	

10061-CAB	IEEE 802.11b WiFi 2.4 GHz (DSSS, 11 Mbps)	X	7.26	90.44	24.60	2.04	110.0	± 9.6 %
		Y	9.89	94.72	26.32		110.0	
		Z	8.15	92.24	25.31		110.0	
10062-CAC	IEEE 802.11a/h WiFi 5 GHz (OFDM, 6 Mbps)	X	4.68	66.84	16.38	0.49	100.0	± 9.6 %
		Y	4.87	67.06	16.67		100.0	
		Z	4.75	66.85	16.49		100.0	
10063-CAC	IEEE 802.11a/h WiFi 5 GHz (OFDM, 9 Mbps)	X	4.71	66.99	16.52	0.72	100.0	± 9.6 %
		Y	4.91	67.23	16.82		100.0	
		Z	4.79	67.01	16.62		100.0	
10064-CAC	IEEE 802.11a/h WiFi 5 GHz (OFDM, 12 Mbps)	X	5.01	67.29	16.78	0.86	100.0	± 9.6 %
		Y	5.25	67.57	17.09		100.0	
		Z	5.10	67.33	16.89		100.0	
10065-CAC	IEEE 802.11a/h WiFi 5 GHz (OFDM, 18 Mbps)	X	4.92	67.31	16.94	1.21	100.0	± 9.6 %
		Y	5.16	67.64	17.27		100.0	
		Z	5.01	67.35	17.06		100.0	
10066-CAC	IEEE 802.11a/h WiFi 5 GHz (OFDM, 24 Mbps)	X	4.97	67.44	17.17	1.46	100.0	± 9.6 %
		Y	5.23	67.79	17.51		100.0	
		Z	5.06	67.48	17.28		100.0	
10067-CAC	IEEE 802.11a/h WiFi 5 GHz (OFDM, 36 Mbps)	X	5.30	67.71	17.69	2.04	100.0	± 9.6 %
		Y	5.56	67.97	17.98		100.0	
		Z	5.38	67.70	17.77		100.0	
10068-CAC	IEEE 802.11a/h WiFi 5 GHz (OFDM, 48 Mbps)	X	5.40	67.92	18.00	2.55	100.0	± 9.6 %
		Y	5.72	68.38	18.38		100.0	
		Z	5.50	67.99	18.12		100.0	
10069-CAC	IEEE 802.11a/h WiFi 5 GHz (OFDM, 54 Mbps)	X	5.48	67.95	18.21	2.67	100.0	± 9.6 %
		Y	5.80	68.33	18.57		100.0	
		Z	5.58	67.97	18.31		100.0	
10071-CAB	IEEE 802.11g WiFi 2.4 GHz (DSSS/OFDM, 9 Mbps)	X	5.10	67.35	17.51	1.99	100.0	± 9.6 %
		Y	5.32	67.61	17.81		100.0	
		Z	5.17	67.35	17.60		100.0	
10072-CAB	IEEE 802.11g WiFi 2.4 GHz (DSSS/OFDM, 12 Mbps)	X	5.14	67.84	17.82	2.30	100.0	± 9.6 %
		Y	5.41	68.22	18.15		100.0	
		Z	5.22	67.87	17.91		100.0	
10073-CAB	IEEE 802.11g WiFi 2.4 GHz (DSSS/OFDM, 18 Mbps)	X	5.27	68.20	18.25	2.83	100.0	± 9.6 %
		Y	5.56	68.62	18.60		100.0	
		Z	5.35	68.21	18.34		100.0	
10074-CAB	IEEE 802.11g WiFi 2.4 GHz (DSSS/OFDM, 24 Mbps)	X	5.31	68.26	18.49	3.30	100.0	± 9.6 %
		Y	5.62	68.74	18.88		100.0	
		Z	5.38	68.28	18.58		100.0	
10075-CAB	IEEE 802.11g WiFi 2.4 GHz (DSSS/OFDM, 36 Mbps)	X	5.42	68.63	18.93	3.82	90.0	± 9.6 %
		Y	5.80	69.31	19.42		90.0	
		Z	5.51	68.69	19.05		90.0	
10076-CAB	IEEE 802.11g WiFi 2.4 GHz (DSSS/OFDM, 48 Mbps)	X	5.46	68.51	19.11	4.15	90.0	± 9.6 %
		Y	5.82	69.14	19.55		90.0	
		Z	5.54	68.54	19.20		90.0	
10077-CAB	IEEE 802.11g WiFi 2.4 GHz (DSSS/OFDM, 54 Mbps)	X	5.50	68.62	19.22	4.30	90.0	± 9.6 %
		Y	5.87	69.25	19.67		90.0	
		Z	5.58	68.63	19.31		90.0	

10081-CAB	CDMA2000 (1xRTT, RC3)	X	0.67	63.34	10.42	0.00	150.0	± 9.6 %
		Y	0.93	66.76	13.40		150.0	
		Z	0.75	64.19	11.31		150.0	
10082-CAB	IS-54 / IS-136 FDD (TDMA/FDM, PI/4-DQPSK, Fullrate)	X	1.67	62.28	7.31	4.77	80.0	± 9.6 %
		Y	2.42	64.72	9.59		80.0	
		Z	1.82	62.74	7.75		80.0	
10090-DAC	GPRS-FDD (TDMA, GMSK, TN 0-4)	X	100.00	115.81	28.77	6.56	60.0	± 9.6 %
		Y	56.26	110.87	29.30		60.0	
		Z	100.00	116.61	29.33		60.0	
10097-CAB	UMTS-FDD (HSDPA)	X	1.67	66.31	14.50	0.00	150.0	± 9.6 %
		Y	1.84	67.65	15.71		150.0	
		Z	1.72	66.59	14.85		150.0	
10098-CAB	UMTS-FDD (HSUPA, Subtest 2)	X	1.63	66.25	14.46	0.00	150.0	± 9.6 %
		Y	1.81	67.62	15.68		150.0	
		Z	1.69	66.54	14.81		150.0	
10099-DAC	EDGE-FDD (TDMA, 8PSK, TN 0-4)	X	20.79	106.16	36.52	9.56	60.0	± 9.6 %
		Y	18.70	100.68	34.52		60.0	
		Z	20.67	105.32	36.21		60.0	
10100-CAD	LTE-FDD (SC-FDMA, 100% RB, 20 MHz, QPSK)	X	2.89	69.12	15.77	0.00	150.0	± 9.6 %
		Y	3.26	70.83	16.74		150.0	
		Z	3.00	69.53	16.03		150.0	
10101-CAD	LTE-FDD (SC-FDMA, 100% RB, 20 MHz, 16-QAM)	X	3.12	67.04	15.37	0.00	150.0	± 9.6 %
		Y	3.34	67.92	16.00		150.0	
		Z	3.20	67.25	15.56		150.0	
10102-CAD	LTE-FDD (SC-FDMA, 100% RB, 20 MHz, 64-QAM)	X	3.23	67.05	15.49	0.00	150.0	± 9.6 %
		Y	3.44	67.83	16.07		150.0	
		Z	3.31	67.24	15.67		150.0	
10103-CAD	LTE-TDD (SC-FDMA, 100% RB, 20 MHz, QPSK)	X	8.43	78.64	21.26	3.98	65.0	± 9.6 %
		Y	8.62	77.74	20.97		65.0	
		Z	8.52	78.48	21.24		65.0	
10104-CAD	LTE-TDD (SC-FDMA, 100% RB, 20 MHz, 16-QAM)	X	8.17	76.82	21.36	3.98	65.0	± 9.6 %
		Y	8.69	76.76	21.44		65.0	
		Z	8.34	76.86	21.44		65.0	
10105-CAD	LTE-TDD (SC-FDMA, 100% RB, 20 MHz, 64-QAM)	X	7.76	75.79	21.22	3.98	65.0	± 9.6 %
		Y	7.66	74.29	20.64		65.0	
		Z	7.91	75.83	21.30		65.0	
10108-CAE	LTE-FDD (SC-FDMA, 100% RB, 10 MHz, QPSK)	X	2.53	68.36	15.57	0.00	150.0	± 9.6 %
		Y	2.87	70.01	16.56		150.0	
		Z	2.63	68.77	15.84		150.0	
10109-CAE	LTE-FDD (SC-FDMA, 100% RB, 10 MHz, 16-QAM)	X	2.77	66.79	15.20	0.00	150.0	± 9.6 %
		Y	3.01	67.70	15.91		150.0	
		Z	2.86	67.01	15.42		150.0	
10110-CAE	LTE-FDD (SC-FDMA, 100% RB, 5 MHz, QPSK)	X	2.03	67.36	15.06	0.00	150.0	± 9.6 %
		Y	2.35	69.06	16.22		150.0	
		Z	2.14	67.79	15.40		150.0	
10111-CAE	LTE-FDD (SC-FDMA, 100% RB, 5 MHz, 16-QAM)	X	2.45	67.27	15.27	0.00	150.0	± 9.6 %
		Y	2.70	68.19	16.15		150.0	
		Z	2.54	67.49	15.56		150.0	

10112-CAE	LTE-FDD (SC-FDMA, 100% RB, 10 MHz, 64-QAM)	X	2.90	66.83	15.29	0.00	150.0	± 9.6 %
		Y	3.13	67.63	15.95		150.0	
		Z	2.98	67.02	15.50		150.0	
10113-CAE	LTE-FDD (SC-FDMA, 100% RB, 5 MHz, 64-QAM)	X	2.61	67.47	15.44	0.00	150.0	± 9.6 %
		Y	2.85	68.27	16.25		150.0	
		Z	2.69	67.66	15.71		150.0	
10114-CAC	IEEE 802.11n (HT Greenfield, 13.5 Mbps, BPSK)	X	5.06	67.18	16.20	0.00	150.0	± 9.6 %
		Y	5.20	67.35	16.40		150.0	
		Z	5.13	67.21	16.28		150.0	
10115-CAC	IEEE 802.11n (HT Greenfield, 81 Mbps, 16-QAM)	X	5.35	67.33	16.28	0.00	150.0	± 9.6 %
		Y	5.57	67.66	16.57		150.0	
		Z	5.46	67.46	16.42		150.0	
10116-CAC	IEEE 802.11n (HT Greenfield, 135 Mbps, 64-QAM)	X	5.16	67.37	16.22	0.00	150.0	± 9.6 %
		Y	5.33	67.61	16.46		150.0	
		Z	5.24	67.44	16.33		150.0	
10117-CAC	IEEE 802.11n (HT Mixed, 13.5 Mbps, BPSK)	X	5.03	67.04	16.14	0.00	150.0	± 9.6 %
		Y	5.20	67.36	16.43		150.0	
		Z	5.10	67.11	16.25		150.0	
10118-CAC	IEEE 802.11n (HT Mixed, 81 Mbps, 16-QAM)	X	5.44	67.54	16.40	0.00	150.0	± 9.6 %
		Y	5.64	67.83	16.66		150.0	
		Z	5.54	67.67	16.54		150.0	
10119-CAC	IEEE 802.11n (HT Mixed, 135 Mbps, 64-QAM)	X	5.14	67.32	16.20	0.00	150.0	± 9.6 %
		Y	5.30	67.56	16.44		150.0	
		Z	5.21	67.37	16.30		150.0	
10140-CAD	LTE-FDD (SC-FDMA, 100% RB, 15 MHz, 16-QAM)	X	3.27	67.06	15.42	0.00	150.0	± 9.6 %
		Y	3.49	67.84	16.00		150.0	
		Z	3.35	67.25	15.60		150.0	
10141-CAD	LTE-FDD (SC-FDMA, 100% RB, 15 MHz, 64-QAM)	X	3.39	67.19	15.61	0.00	150.0	± 9.6 %
		Y	3.61	67.88	16.14		150.0	
		Z	3.47	67.35	15.78		150.0	
10142-CAD	LTE-FDD (SC-FDMA, 100% RB, 3 MHz, QPSK)	X	1.79	67.06	14.53	0.00	150.0	± 9.6 %
		Y	2.12	68.96	15.99		150.0	
		Z	1.90	67.56	14.99		150.0	
10143-CAD	LTE-FDD (SC-FDMA, 100% RB, 3 MHz, 16-QAM)	X	2.25	67.55	14.72	0.00	150.0	± 9.6 %
		Y	2.56	68.81	15.99		150.0	
		Z	2.36	67.89	15.16		150.0	
10144-CAD	LTE-FDD (SC-FDMA, 100% RB, 3 MHz, 64-QAM)	X	2.09	65.69	13.32	0.00	150.0	± 9.6 %
		Y	2.40	67.02	14.68		150.0	
		Z	2.20	66.07	13.79		150.0	
10145-CAE	LTE-FDD (SC-FDMA, 100% RB, 1.4 MHz, QPSK)	X	1.05	63.35	10.30	0.00	150.0	± 9.6 %
		Y	1.46	66.87	13.44		150.0	
		Z	1.18	64.41	11.38		150.0	
10146-CAE	LTE-FDD (SC-FDMA, 100% RB, 1.4 MHz, 16-QAM)	X	1.86	65.82	11.18	0.00	150.0	± 9.6 %
		Y	3.29	72.53	15.56		150.0	
		Z	2.22	67.67	12.62		150.0	
10147-CAE	LTE-FDD (SC-FDMA, 100% RB, 1.4 MHz, 64-QAM)	X	2.14	67.48	12.12	0.00	150.0	± 9.6 %
		Y	4.19	75.89	17.09		150.0	
		Z	2.64	69.92	13.80		150.0	

10149-CAD	LTE-FDD (SC-FDMA, 50% RB, 20 MHz, 16-QAM)	X	2.78	66.84	15.24	0.00	150.0	± 9.6 %
		Y	3.02	67.75	15.95		150.0	
		Z	2.86	67.07	15.46		150.0	
10150-CAD	LTE-FDD (SC-FDMA, 50% RB, 20 MHz, 64-QAM)	X	2.91	66.88	15.33	0.00	150.0	± 9.6 %
		Y	3.14	67.67	15.98		150.0	
		Z	2.99	67.07	15.54		150.0	
10151-CAD	LTE-TDD (SC-FDMA, 50% RB, 20 MHz, QPSK)	X	9.16	81.37	22.36	3.98	65.0	± 9.6 %
		Y	9.09	79.83	21.89		65.0	
		Z	9.17	81.01	22.29		65.0	
10152-CAD	LTE-TDD (SC-FDMA, 50% RB, 20 MHz, 16-QAM)	X	7.77	76.96	21.11	3.98	65.0	± 9.6 %
		Y	8.32	76.95	21.30		65.0	
		Z	7.95	77.03	21.24		65.0	
10153-CAD	LTE-TDD (SC-FDMA, 50% RB, 20 MHz, 64-QAM)	X	8.23	77.96	21.87	3.98	65.0	± 9.6 %
		Y	8.66	77.60	21.89		65.0	
		Z	8.37	77.93	21.96		65.0	
10154-CAE	LTE-FDD (SC-FDMA, 50% RB, 10 MHz, QPSK)	X	2.07	67.69	15.28	0.00	150.0	± 9.6 %
		Y	2.40	69.48	16.48		150.0	
		Z	2.18	68.16	15.64		150.0	
10155-CAE	LTE-FDD (SC-FDMA, 50% RB, 10 MHz, 16-QAM)	X	2.45	67.29	15.29	0.00	150.0	± 9.6 %
		Y	2.70	68.20	16.16		150.0	
		Z	2.54	67.50	15.57		150.0	
10156-CAE	LTE-FDD (SC-FDMA, 50% RB, 5 MHz, QPSK)	X	1.62	66.85	14.14	0.00	150.0	± 9.6 %
		Y	1.98	69.14	15.92		150.0	
		Z	1.74	67.48	14.72		150.0	
10157-CAE	LTE-FDD (SC-FDMA, 50% RB, 5 MHz, 16-QAM)	X	1.89	65.90	13.14	0.00	150.0	± 9.6 %
		Y	2.24	67.60	14.80		150.0	
		Z	2.01	66.40	13.72		150.0	
10158-CAE	LTE-FDD (SC-FDMA, 50% RB, 10 MHz, 64-QAM)	X	2.61	67.53	15.49	0.00	150.0	± 9.6 %
		Y	2.85	68.31	16.29		150.0	
		Z	2.70	67.71	15.76		150.0	
10159-CAE	LTE-FDD (SC-FDMA, 50% RB, 5 MHz, 64-QAM)	X	1.98	66.28	13.39	0.00	150.0	± 9.6 %
		Y	2.35	68.01	15.07		150.0	
		Z	2.11	66.81	13.99		150.0	
10160-CAD	LTE-FDD (SC-FDMA, 50% RB, 15 MHz, QPSK)	X	2.58	67.74	15.49	0.00	150.0	± 9.6 %
		Y	2.84	68.87	16.30		150.0	
		Z	2.67	68.04	15.75		150.0	
10161-CAD	LTE-FDD (SC-FDMA, 50% RB, 15 MHz, 16-QAM)	X	2.80	66.79	15.23	0.00	150.0	± 9.6 %
		Y	3.03	67.56	15.92		150.0	
		Z	2.88	66.97	15.46		150.0	
10162-CAD	LTE-FDD (SC-FDMA, 50% RB, 15 MHz, 64-QAM)	X	2.91	66.96	15.36	0.00	150.0	± 9.6 %
		Y	3.13	67.64	16.00		150.0	
		Z	2.99	67.11	15.57		150.0	
10166-CAE	LTE-FDD (SC-FDMA, 50% RB, 1.4 MHz, QPSK)	X	3.59	69.77	19.04	3.01	150.0	± 9.6 %
		Y	4.00	70.80	19.68		150.0	
		Z	3.70	69.87	19.15		150.0	
10167-CAE	LTE-FDD (SC-FDMA, 50% RB, 1.4 MHz, 16-QAM)	X	4.47	72.90	19.57	3.01	150.0	± 9.6 %
		Y	5.27	74.48	20.43		150.0	
		Z	4.64	73.01	19.69		150.0	

10168-CAE	LTE-FDD (SC-FDMA, 50% RB, 1.4 MHz, 64-QAM)	X	4.99	75.28	20.95	3.01	150.0	± 9.6 %
		Y	5.79	76.50	21.58		150.0	
		Z	5.15	75.23	20.99		150.0	
10169-CAD	LTE-FDD (SC-FDMA, 1 RB, 20 MHz, QPSK)	X	3.02	69.44	18.89	3.01	150.0	± 9.6 %
		Y	3.72	72.54	20.42		150.0	
		Z	3.17	70.01	19.21		150.0	
10170-CAD	LTE-FDD (SC-FDMA, 1 RB, 20 MHz, 16-QAM)	X	4.27	75.88	21.39	3.01	150.0	± 9.6 %
		Y	5.90	80.40	23.19		150.0	
		Z	4.56	76.58	21.71		150.0	
10171-AAD	LTE-FDD (SC-FDMA, 1 RB, 20 MHz, 64-QAM)	X	3.46	71.49	18.53	3.01	150.0	± 9.6 %
		Y	4.68	75.47	20.32		150.0	
		Z	3.69	72.13	18.87		150.0	
10172-CAD	LTE-TDD (SC-FDMA, 1 RB, 20 MHz, QPSK)	X	22.89	107.17	33.00	6.02	65.0	± 9.6 %
		Y	29.16	108.40	33.11		65.0	
		Z	25.77	108.46	33.30		65.0	
10173-CAD	LTE-TDD (SC-FDMA, 1 RB, 20 MHz, 16-QAM)	X	45.14	114.12	32.95	6.02	65.0	± 9.6 %
		Y	33.44	106.00	30.71		65.0	
		Z	41.34	111.77	32.33		65.0	
10174-CAD	LTE-TDD (SC-FDMA, 1 RB, 20 MHz, 64-QAM)	X	29.39	105.15	29.95	6.02	65.0	± 9.6 %
		Y	25.45	99.94	28.48		65.0	
		Z	28.31	103.70	29.56		65.0	
10175-CAE	LTE-FDD (SC-FDMA, 1 RB, 10 MHz, QPSK)	X	2.98	69.13	18.64	3.01	150.0	± 9.6 %
		Y	3.67	72.17	20.16		150.0	
		Z	3.13	69.69	18.96		150.0	
10176-CAE	LTE-FDD (SC-FDMA, 1 RB, 10 MHz, 16-QAM)	X	4.28	75.90	21.40	3.01	150.0	± 9.6 %
		Y	5.91	80.43	23.20		150.0	
		Z	4.57	76.60	21.72		150.0	
10177-CAG	LTE-FDD (SC-FDMA, 1 RB, 5 MHz, QPSK)	X	3.01	69.28	18.73	3.01	150.0	± 9.6 %
		Y	3.70	72.35	20.26		150.0	
		Z	3.16	69.85	19.06		150.0	
10178-CAE	LTE-FDD (SC-FDMA, 1 RB, 5 MHz, 16-QAM)	X	4.24	75.68	21.28	3.01	150.0	± 9.6 %
		Y	5.82	80.10	23.05		150.0	
		Z	4.51	76.35	21.59		150.0	
10179-CAE	LTE-FDD (SC-FDMA, 1 RB, 10 MHz, 64-QAM)	X	3.83	73.53	19.82	3.01	150.0	± 9.6 %
		Y	5.23	77.74	21.60		150.0	
		Z	4.08	74.20	20.14		150.0	
10180-CAE	LTE-FDD (SC-FDMA, 1 RB, 5 MHz, 64-QAM)	X	3.45	71.42	18.49	3.01	150.0	± 9.6 %
		Y	4.66	75.36	20.26		150.0	
		Z	3.68	72.05	18.82		150.0	
10181-CAD	LTE-FDD (SC-FDMA, 1 RB, 15 MHz, QPSK)	X	3.00	69.26	18.73	3.01	150.0	± 9.6 %
		Y	3.70	72.33	20.25		150.0	
		Z	3.15	69.83	19.05		150.0	
10182-CAD	LTE-FDD (SC-FDMA, 1 RB, 15 MHz, 16-QAM)	X	4.23	75.65	21.27	3.01	150.0	± 9.6 %
		Y	5.81	80.07	23.04		150.0	
		Z	4.50	76.32	21.58		150.0	
10183-AAC	LTE-FDD (SC-FDMA, 1 RB, 15 MHz, 64-QAM)	X	3.45	71.39	18.47	3.01	150.0	± 9.6 %
		Y	4.65	75.34	20.25		150.0	
		Z	3.67	72.02	18.81		150.0	

10184-CAD	LTE-FDD (SC-FDMA, 1 RB, 3 MHz, QPSK)	X	3.01	69.30	18.75	3.01	150.0	± 9.6 %
		Y	3.71	72.38	20.28		150.0	
		Z	3.16	69.87	19.07		150.0	
10185-CAD	LTE-FDD (SC-FDMA, 1 RB, 3 MHz, 16-QAM)	X	4.25	75.73	21.31	3.01	150.0	± 9.6 %
		Y	5.84	80.16	23.08		150.0	
		Z	4.53	76.40	21.62		150.0	
10186-AAD	LTE-FDD (SC-FDMA, 1 RB, 3 MHz, 64-QAM)	X	3.46	71.46	18.51	3.01	150.0	± 9.6 %
		Y	4.68	75.42	20.28		150.0	
		Z	3.69	72.09	18.84		150.0	
10187-CAE	LTE-FDD (SC-FDMA, 1 RB, 1.4 MHz, QPSK)	X	3.02	69.36	18.81	3.01	150.0	± 9.6 %
		Y	3.72	72.43	20.33		150.0	
		Z	3.17	69.92	19.13		150.0	
10188-CAE	LTE-FDD (SC-FDMA, 1 RB, 1.4 MHz, 16-QAM)	X	4.39	76.42	21.70	3.01	150.0	± 9.6 %
		Y	6.08	80.98	23.49		150.0	
		Z	4.69	77.13	22.01		150.0	
10189-AAE	LTE-FDD (SC-FDMA, 1 RB, 1.4 MHz, 64-QAM)	X	3.55	71.90	18.79	3.01	150.0	± 9.6 %
		Y	4.81	75.94	20.58		150.0	
		Z	3.78	72.55	19.13		150.0	
10193-CAC	IEEE 802.11n (HT Greenfield, 6.5 Mbps, BPSK)	X	4.45	66.56	15.86	0.00	150.0	± 9.6 %
		Y	4.63	66.77	16.18		150.0	
		Z	4.53	66.58	15.98		150.0	
10194-CAC	IEEE 802.11n (HT Greenfield, 39 Mbps, 16-QAM)	X	4.62	66.87	15.99	0.00	150.0	± 9.6 %
		Y	4.82	67.14	16.29		150.0	
		Z	4.70	66.91	16.10		150.0	
10195-CAC	IEEE 802.11n (HT Greenfield, 65 Mbps, 64-QAM)	X	4.66	66.90	16.01	0.00	150.0	± 9.6 %
		Y	4.86	67.15	16.30		150.0	
		Z	4.75	66.94	16.12		150.0	
10196-CAC	IEEE 802.11n (HT Mixed, 6.5 Mbps, BPSK)	X	4.46	66.61	15.88	0.00	150.0	± 9.6 %
		Y	4.65	66.87	16.21		150.0	
		Z	4.53	66.65	16.00		150.0	
10197-CAC	IEEE 802.11n (HT Mixed, 39 Mbps, 16-QAM)	X	4.64	66.89	16.00	0.00	150.0	± 9.6 %
		Y	4.84	67.16	16.30		150.0	
		Z	4.72	66.93	16.11		150.0	
10198-CAC	IEEE 802.11n (HT Mixed, 65 Mbps, 64-QAM)	X	4.66	66.92	16.02	0.00	150.0	± 9.6 %
		Y	4.87	67.17	16.31		150.0	
		Z	4.75	66.96	16.13		150.0	
10219-CAC	IEEE 802.11n (HT Mixed, 7.2 Mbps, BPSK)	X	4.40	66.62	15.83	0.00	150.0	± 9.6 %
		Y	4.59	66.88	16.17		150.0	
		Z	4.48	66.66	15.96		150.0	
10220-CAC	IEEE 802.11n (HT Mixed, 43.3 Mbps, 16-QAM)	X	4.63	66.86	15.99	0.00	150.0	± 9.6 %
		Y	4.84	67.15	16.30		150.0	
		Z	4.72	66.91	16.11		150.0	
10221-CAC	IEEE 802.11n (HT Mixed, 72.2 Mbps, 64-QAM)	X	4.67	66.85	16.01	0.00	150.0	± 9.6 %
		Y	4.88	67.10	16.30		150.0	
		Z	4.76	66.89	16.12		150.0	
10222-CAC	IEEE 802.11n (HT Mixed, 15 Mbps, BPSK)	X	5.00	67.05	16.14	0.00	150.0	± 9.6 %
		Y	5.18	67.38	16.43		150.0	
		Z	5.08	67.12	16.24		150.0	

10223-CAC	IEEE 802.11n (HT Mixed, 90 Mbps, 16-QAM)	X	5.31	67.27	16.28	0.00	150.0	± 9.6 %
		Y	5.55	67.70	16.61		150.0	
		Z	5.39	67.33	16.38		150.0	
10224-CAC	IEEE 802.11n (HT Mixed, 150 Mbps, 64-QAM)	X	5.05	67.15	16.12	0.00	150.0	± 9.6 %
		Y	5.23	67.47	16.40		150.0	
		Z	5.12	67.22	16.22		150.0	
10225-CAB	UMTS-FDD (HSPA+)	X	2.70	65.72	14.75	0.00	150.0	± 9.6 %
		Y	2.89	66.26	15.48		150.0	
		Z	2.77	65.84	15.01		150.0	
10226-CAA	LTE-TDD (SC-FDMA, 1 RB, 1.4 MHz, 16-QAM)	X	50.25	116.22	33.59	6.02	65.0	± 9.6 %
		Y	35.30	107.10	31.10		65.0	
		Z	45.30	113.57	32.91		65.0	
10227-CAA	LTE-TDD (SC-FDMA, 1 RB, 1.4 MHz, 64-QAM)	X	39.94	110.39	31.44	6.02	65.0	± 9.6 %
		Y	27.63	101.45	29.00		65.0	
		Z	35.20	107.48	30.68		65.0	
10228-CAA	LTE-TDD (SC-FDMA, 1 RB, 1.4 MHz, QPSK)	X	31.91	113.91	34.98	6.02	65.0	± 9.6 %
		Y	33.76	111.66	34.13		65.0	
		Z	33.64	113.99	34.94		65.0	
10229-CAB	LTE-TDD (SC-FDMA, 1 RB, 3 MHz, 16-QAM)	X	45.34	114.19	32.97	6.02	65.0	± 9.6 %
		Y	33.47	106.00	30.72		65.0	
		Z	41.47	111.81	32.35		65.0	
10230-CAB	LTE-TDD (SC-FDMA, 1 RB, 3 MHz, 64-QAM)	X	36.52	108.73	30.92	6.02	65.0	± 9.6 %
		Y	26.46	100.60	28.69		65.0	
		Z	32.69	106.09	30.22		65.0	
10231-CAB	LTE-TDD (SC-FDMA, 1 RB, 3 MHz, QPSK)	X	29.50	112.23	34.43	6.02	65.0	± 9.6 %
		Y	32.10	110.57	33.75		65.0	
		Z	31.26	112.42	34.42		65.0	
10232-CAD	LTE-TDD (SC-FDMA, 1 RB, 5 MHz, 16-QAM)	X	45.34	114.20	32.98	6.02	65.0	± 9.6 %
		Y	33.46	106.00	30.72		65.0	
		Z	41.46	111.82	32.35		65.0	
10233-CAD	LTE-TDD (SC-FDMA, 1 RB, 5 MHz, 64-QAM)	X	36.50	108.73	30.92	6.02	65.0	± 9.6 %
		Y	26.48	100.63	28.69		65.0	
		Z	32.69	106.10	30.23		65.0	
10234-CAD	LTE-TDD (SC-FDMA, 1 RB, 5 MHz, QPSK)	X	27.44	110.59	33.85	6.02	65.0	± 9.6 %
		Y	30.42	109.33	33.31		65.0	
		Z	29.16	110.83	33.87		65.0	
10235-CAD	LTE-TDD (SC-FDMA, 1 RB, 10 MHz, 16-QAM)	X	45.55	114.29	33.00	6.02	65.0	± 9.6 %
		Y	33.56	106.07	30.74		65.0	
		Z	41.64	111.91	32.38		65.0	
10236-CAD	LTE-TDD (SC-FDMA, 1 RB, 10 MHz, 64-QAM)	X	36.95	108.91	30.96	6.02	65.0	± 9.6 %
		Y	26.68	100.74	28.72		65.0	
		Z	33.05	106.26	30.27		65.0	
10237-CAD	LTE-TDD (SC-FDMA, 1 RB, 10 MHz, QPSK)	X	29.76	112.43	34.49	6.02	65.0	± 9.6 %
		Y	32.41	110.77	33.81		65.0	
		Z	31.56	112.63	34.48		65.0	
10238-CAD	LTE-TDD (SC-FDMA, 1 RB, 15 MHz, 16-QAM)	X	45.34	114.21	32.98	6.02	65.0	± 9.6 %
		Y	33.47	106.02	30.72		65.0	
		Z	41.47	111.83	32.35		65.0	

10239-CAD	LTE-TDD (SC-FDMA, 1 RB, 15 MHz, 64-QAM)	X	36.46	108.72	30.92	6.02	65.0	± 9.6 %
		Y	26.48	100.65	28.70		65.0	
		Z	32.67	106.10	30.23		65.0	
10240-CAD	LTE-TDD (SC-FDMA, 1 RB, 15 MHz, QPSK)	X	29.66	112.38	34.47	6.02	65.0	± 9.6 %
		Y	32.31	110.72	33.80		65.0	
		Z	31.45	112.57	34.47		65.0	
10241-CAA	LTE-TDD (SC-FDMA, 50% RB, 1.4 MHz, 16-QAM)	X	12.07	87.90	27.72	6.98	65.0	± 9.6 %
		Y	13.30	87.80	27.79		65.0	
		Z	12.09	87.25	27.54		65.0	
10242-CAA	LTE-TDD (SC-FDMA, 50% RB, 1.4 MHz, 64-QAM)	X	10.79	85.52	26.74	6.98	65.0	± 9.6 %
		Y	11.93	85.40	26.80		65.0	
		Z	10.92	85.06	26.63		65.0	
10243-CAA	LTE-TDD (SC-FDMA, 50% RB, 1.4 MHz, QPSK)	X	8.53	82.01	26.28	6.98	65.0	± 9.6 %
		Y	9.73	82.85	26.70		65.0	
		Z	8.73	81.87	26.27		65.0	
10244-CAB	LTE-TDD (SC-FDMA, 50% RB, 3 MHz, 16-QAM)	X	8.65	79.36	19.73	3.98	65.0	± 9.6 %
		Y	9.67	80.41	21.07		65.0	
		Z	9.07	80.05	20.38		65.0	
10245-CAB	LTE-TDD (SC-FDMA, 50% RB, 3 MHz, 64-QAM)	X	8.37	78.61	19.39	3.98	65.0	± 9.6 %
		Y	9.55	79.98	20.86		65.0	
		Z	8.85	79.41	20.09		65.0	
10246-CAB	LTE-TDD (SC-FDMA, 50% RB, 3 MHz, QPSK)	X	8.45	81.72	20.65	3.98	65.0	± 9.6 %
		Y	8.96	81.90	21.58		65.0	
		Z	8.89	82.46	21.26		65.0	
10247-CAD	LTE-TDD (SC-FDMA, 50% RB, 5 MHz, 16-QAM)	X	7.05	76.85	19.45	3.98	65.0	± 9.6 %
		Y	7.74	77.40	20.39		65.0	
		Z	7.34	77.32	19.94		65.0	
10248-CAD	LTE-TDD (SC-FDMA, 50% RB, 5 MHz, 64-QAM)	X	6.95	76.21	19.18	3.98	65.0	± 9.6 %
		Y	7.76	77.01	20.23		65.0	
		Z	7.27	76.74	19.70		65.0	
10249-CAD	LTE-TDD (SC-FDMA, 50% RB, 5 MHz, QPSK)	X	10.21	85.26	22.77	3.98	65.0	± 9.6 %
		Y	9.74	83.39	22.69		65.0	
		Z	10.26	85.16	22.98		65.0	
10250-CAD	LTE-TDD (SC-FDMA, 50% RB, 10 MHz, 16-QAM)	X	8.24	79.77	22.15	3.98	65.0	± 9.6 %
		Y	8.54	79.06	22.18		65.0	
		Z	8.37	79.72	22.29		65.0	
10251-CAD	LTE-TDD (SC-FDMA, 50% RB, 10 MHz, 64-QAM)	X	7.65	77.33	20.87	3.98	65.0	± 9.6 %
		Y	8.18	77.25	21.21		65.0	
		Z	7.84	77.43	21.08		65.0	
10252-CAD	LTE-TDD (SC-FDMA, 50% RB, 10 MHz, QPSK)	X	10.15	84.92	23.58	3.98	65.0	± 9.6 %
		Y	9.64	82.56	22.96		65.0	
		Z	10.08	84.44	23.52		65.0	
10253-CAD	LTE-TDD (SC-FDMA, 50% RB, 15 MHz, 16-QAM)	X	7.59	76.43	20.88	3.98	65.0	± 9.6 %
		Y	8.12	76.41	21.12		65.0	
		Z	7.75	76.47	21.02		65.0	
10254-CAD	LTE-TDD (SC-FDMA, 50% RB, 15 MHz, 64-QAM)	X	8.02	77.36	21.56	3.98	65.0	± 9.6 %
		Y	8.47	77.08	21.68		65.0	
		Z	8.16	77.32	21.67		65.0	

10255-CAD	LTE-TDD (SC-FDMA, 50% RB, 15 MHz, QPSK)	X	8.82	80.95	22.40	3.98	65.0	± 9.6 %
		Y	8.84	79.53	22.01		65.0	
		Z	8.84	80.61	22.35		65.0	
10256-CAA	LTE-TDD (SC-FDMA, 100% RB, 1.4 MHz, 16-QAM)	X	6.82	75.23	17.15	3.98	65.0	± 9.6 %
		Y	8.68	78.37	19.56		65.0	
		Z	7.54	76.70	18.19		65.0	
10257-CAA	LTE-TDD (SC-FDMA, 100% RB, 1.4 MHz, 64-QAM)	X	6.54	74.30	16.68	3.98	65.0	± 9.6 %
		Y	8.52	77.75	19.24		65.0	
		Z	7.28	75.85	17.77		65.0	
10258-CAA	LTE-TDD (SC-FDMA, 100% RB, 1.4 MHz, QPSK)	X	6.37	76.83	18.03	3.98	65.0	± 9.6 %
		Y	7.89	79.52	20.15		65.0	
		Z	7.10	78.42	19.06		65.0	
10259-CAB	LTE-TDD (SC-FDMA, 100% RB, 3 MHz, 16-QAM)	X	7.52	77.93	20.42	3.98	65.0	± 9.6 %
		Y	8.06	77.98	21.01		65.0	
		Z	7.74	78.19	20.78		65.0	
10260-CAB	LTE-TDD (SC-FDMA, 100% RB, 3 MHz, 64-QAM)	X	7.49	77.59	20.29	3.98	65.0	± 9.6 %
		Y	8.09	77.75	20.94		65.0	
		Z	7.73	77.88	20.67		65.0	
10261-CAB	LTE-TDD (SC-FDMA, 100% RB, 3 MHz, QPSK)	X	9.67	84.29	22.82	3.98	65.0	± 9.6 %
		Y	9.39	82.53	22.65		65.0	
		Z	9.71	84.10	22.96		65.0	
10262-CAD	LTE-TDD (SC-FDMA, 100% RB, 5 MHz, 16-QAM)	X	8.22	79.70	22.11	3.98	65.0	± 9.6 %
		Y	8.54	79.02	22.15		65.0	
		Z	8.36	79.67	22.25		65.0	
10263-CAD	LTE-TDD (SC-FDMA, 100% RB, 5 MHz, 64-QAM)	X	7.64	77.31	20.87	3.98	65.0	± 9.6 %
		Y	8.18	77.24	21.21		65.0	
		Z	7.83	77.41	21.08		65.0	
10264-CAD	LTE-TDD (SC-FDMA, 100% RB, 5 MHz, QPSK)	X	10.05	84.72	23.48	3.98	65.0	± 9.6 %
		Y	9.59	82.44	22.90		65.0	
		Z	9.99	84.26	23.44		65.0	
10265-CAD	LTE-TDD (SC-FDMA, 100% RB, 10 MHz, 16-QAM)	X	7.77	76.96	21.11	3.98	65.0	± 9.6 %
		Y	8.32	76.95	21.31		65.0	
		Z	7.94	77.03	21.24		65.0	
10266-CAD	LTE-TDD (SC-FDMA, 100% RB, 10 MHz, 64-QAM)	X	8.23	77.95	21.86	3.98	65.0	± 9.6 %
		Y	8.66	77.60	21.89		65.0	
		Z	8.37	77.92	21.95		65.0	
10267-CAD	LTE-TDD (SC-FDMA, 100% RB, 10 MHz, QPSK)	X	9.14	81.33	22.34	3.98	65.0	± 9.6 %
		Y	9.08	79.80	21.88		65.0	
		Z	9.15	80.97	22.27		65.0	
10268-CAD	LTE-TDD (SC-FDMA, 100% RB, 15 MHz, 16-QAM)	X	8.28	76.59	21.39	3.98	65.0	± 9.6 %
		Y	8.78	76.48	21.45		65.0	
		Z	8.43	76.60	21.46		65.0	
10269-CAD	LTE-TDD (SC-FDMA, 100% RB, 15 MHz, 64-QAM)	X	8.21	76.18	21.28	3.98	65.0	± 9.6 %
		Y	8.71	76.12	21.38		65.0	
		Z	8.36	76.19	21.36		65.0	
10270-CAD	LTE-TDD (SC-FDMA, 100% RB, 15 MHz, QPSK)	X	8.50	78.31	21.37	3.98	65.0	± 9.6 %
		Y	8.72	77.47	21.11		65.0	
		Z	8.58	78.11	21.34		65.0	

10274-CAB	UMTS-FDD (HSUPA, Subtest 5, 3GPP Rel8.10)	X	2.47	65.94	14.57	0.00	150.0	± 9.6 %
		Y	2.63	66.50	15.32		150.0	
		Z	2.53	66.03	14.81		150.0	
10275-CAB	UMTS-FDD (HSUPA, Subtest 5, 3GPP Rel8.4)	X	1.44	66.22	14.17	0.00	150.0	± 9.6 %
		Y	1.67	68.26	15.67		150.0	
		Z	1.51	66.69	14.59		150.0	
10277-CAA	PHS (QPSK)	X	4.33	66.71	11.48	9.03	50.0	± 9.6 %
		Y	6.15	70.64	14.98		50.0	
		Z	4.74	67.68	12.36		50.0	
10278-CAA	PHS (QPSK, BW 884MHz, Rolloff 0.5)	X	7.81	77.29	18.58	9.03	50.0	± 9.6 %
		Y	9.15	79.24	20.78		50.0	
		Z	8.54	78.77	19.60		50.0	
10279-CAA	PHS (QPSK, BW 884MHz, Rolloff 0.38)	X	7.93	77.47	18.68	9.03	50.0	± 9.6 %
		Y	9.31	79.44	20.87		50.0	
		Z	8.68	78.95	19.70		50.0	
10290-AAB	CDMA2000, RC1, SO55, Full Rate	X	1.13	65.57	11.82	0.00	150.0	± 9.6 %
		Y	1.61	69.49	14.83		150.0	
		Z	1.28	66.68	12.80		150.0	
10291-AAB	CDMA2000, RC3, SO55, Full Rate	X	0.66	63.21	10.32	0.00	150.0	± 9.6 %
		Y	0.91	66.51	13.26		150.0	
		Z	0.74	64.03	11.21		150.0	
10292-AAB	CDMA2000, RC3, SO32, Full Rate	X	0.74	65.25	11.76	0.00	150.0	± 9.6 %
		Y	1.12	70.35	15.50		150.0	
		Z	0.84	66.45	12.83		150.0	
10293-AAB	CDMA2000, RC3, SO3, Full Rate	X	0.95	68.31	13.72	0.00	150.0	± 9.6 %
		Y	1.55	75.23	18.07		150.0	
		Z	1.09	69.98	14.96		150.0	
10295-AAB	CDMA2000, RC1, SO3, 1/8th Rate 25 fr.	X	12.11	86.74	24.46	9.03	50.0	± 9.6 %
		Y	10.43	82.76	23.86		50.0	
		Z	11.51	85.80	24.46		50.0	
10297-AAC	LTE-FDD (SC-FDMA, 50% RB, 20 MHz, QPSK)	X	2.54	68.44	15.63	0.00	150.0	± 9.6 %
		Y	2.88	70.10	16.62		150.0	
		Z	2.65	68.86	15.90		150.0	
10298-AAC	LTE-FDD (SC-FDMA, 50% RB, 3 MHz, QPSK)	X	1.32	65.46	12.43	0.00	150.0	± 9.6 %
		Y	1.75	68.52	14.93		150.0	
		Z	1.46	66.37	13.28		150.0	
10299-AAC	LTE-FDD (SC-FDMA, 50% RB, 3 MHz, 16-QAM)	X	2.54	69.20	13.80	0.00	150.0	± 9.6 %
		Y	3.80	74.14	16.99		150.0	
		Z	2.86	70.52	14.83		150.0	
10300-AAC	LTE-FDD (SC-FDMA, 50% RB, 3 MHz, 64-QAM)	X	1.93	65.01	11.07	0.00	150.0	± 9.6 %
		Y	2.76	68.72	13.93		150.0	
		Z	2.16	66.01	12.01		150.0	
10301-AAA	IEEE 802.16e WiMAX (29:18, 5ms, 10MHz, QPSK, PUSC)	X	5.32	67.49	18.08	4.17	80.0	± 9.6 %
		Y	5.89	68.64	18.91		80.0	
		Z	5.45	67.61	18.29		80.0	
10302-AAA	IEEE 802.16e WiMAX (29:18, 5ms, 10MHz, QPSK, PUSC, 3 CTRL symbols)	X	5.78	68.03	18.79	4.96	80.0	± 9.6 %
		Y	6.52	69.89	20.04		80.0	
		Z	5.91	68.17	19.00		80.0	

10303-AAA	IEEE 802.16e WiMAX (31:15, 5ms, 10MHz, 64QAM, PUSC)	X	5.59	67.95	18.74	4.96	80.0	± 9.6 %
		Y	6.42	70.15	20.19		80.0	
		Z	5.74	68.13	18.99		80.0	
10304-AAA	IEEE 802.16e WiMAX (29:18, 5ms, 10MHz, 64QAM, PUSC)	X	5.29	67.40	18.02	4.17	80.0	± 9.6 %
		Y	5.95	69.11	19.19		80.0	
		Z	5.41	67.52	18.23		80.0	
10305-AAA	IEEE 802.16e WiMAX (31:15, 10ms, 10MHz, 64QAM, PUSC, 15 symbols)	X	7.11	77.24	23.60	6.02	50.0	± 9.6 %
		Y	8.84	79.94	24.96		50.0	
		Z	7.43	78.03	24.25		50.0	
10306-AAA	IEEE 802.16e WiMAX (29:18, 10ms, 10MHz, 64QAM, PUSC, 18 symbols)	X	5.77	69.91	20.22	6.02	50.0	± 9.6 %
		Y	7.32	74.38	22.84		50.0	
		Z	5.96	70.26	20.60		50.0	
10307-AAA	IEEE 802.16e WiMAX (29:18, 10ms, 10MHz, QPSK, PUSC, 18 symbols)	X	6.28	73.17	21.91	6.02	50.0	± 9.6 %
		Y	7.57	75.42	23.10		50.0	
		Z	6.51	73.71	22.40		50.0	
10308-AAA	IEEE 802.16e WiMAX (29:18, 10ms, 10MHz, 16QAM, PUSC)	X	6.38	73.80	22.22	6.02	50.0	± 9.6 %
		Y	7.71	76.06	23.38		50.0	
		Z	6.62	74.34	22.70		50.0	
10309-AAA	IEEE 802.16e WiMAX (29:18, 10ms, 10MHz, 16QAM, AMC 2x3, 18 symbols)	X	5.84	70.15	20.38	6.02	50.0	± 9.6 %
		Y	7.47	74.77	23.04		50.0	
		Z	6.05	70.54	20.77		50.0	
10310-AAA	IEEE 802.16e WiMAX (29:18, 10ms, 10MHz, QPSK, AMC 2x3, 18 symbols)	X	5.76	70.08	20.22	6.02	50.0	± 9.6 %
		Y	7.39	74.75	22.90		50.0	
		Z	5.95	70.44	20.60		50.0	
10311-AAC	LTE-FDD (SC-FDMA, 100% RB, 15 MHz, QPSK)	X	2.88	67.82	15.36	0.00	150.0	± 9.6 %
		Y	3.24	69.40	16.27		150.0	
		Z	2.99	68.21	15.61		150.0	
10313-AAA	iDEN 1:3	X	6.98	77.79	17.99	6.99	70.0	± 9.6 %
		Y	7.35	77.62	18.55		70.0	
		Z	7.10	77.83	18.14		70.0	
10314-AAA	iDEN 1:6	X	10.47	86.66	23.65	10.00	30.0	± 9.6 %
		Y	8.79	81.86	22.43		30.0	
		Z	10.14	85.77	23.45		30.0	
10315-AAB	IEEE 802.11b WiFi 2.4 GHz (DSSS, 1 Mbps, 96pc duty cycle)	X	1.08	63.51	14.40	0.17	150.0	± 9.6 %
		Y	1.16	64.75	15.55		150.0	
		Z	1.10	63.77	14.71		150.0	
10316-AAB	IEEE 802.11g WiFi 2.4 GHz (ERP-OFDM, 6 Mbps, 96pc duty cycle)	X	4.55	66.75	16.09	0.17	150.0	± 9.6 %
		Y	4.74	66.99	16.40		150.0	
		Z	4.63	66.78	16.20		150.0	
10317-AAC	IEEE 802.11a WiFi 5 GHz (OFDM, 6 Mbps, 96pc duty cycle)	X	4.55	66.75	16.09	0.17	150.0	± 9.6 %
		Y	4.74	66.99	16.40		150.0	
		Z	4.63	66.78	16.20		150.0	
10400-AAD	IEEE 802.11ac WiFi (20MHz, 64-QAM, 99pc duty cycle)	X	4.61	66.92	15.98	0.00	150.0	± 9.6 %
		Y	4.83	67.21	16.30		150.0	
		Z	4.70	66.97	16.10		150.0	
10401-AAD	IEEE 802.11ac WiFi (40MHz, 64-QAM, 99pc duty cycle)	X	5.33	67.20	16.22	0.00	150.0	± 9.6 %
		Y	5.47	67.31	16.40		150.0	
		Z	5.40	67.21	16.30		150.0	

10402-AAD	IEEE 802.11ac WiFi (80MHz, 64-QAM, 99pc duty cycle)	X	5.57	67.46	16.21	0.00	150.0	± 9.6 %
		Y	5.76	67.80	16.49		150.0	
		Z	5.66	67.55	16.32		150.0	
10403-AAB	CDMA2000 (1xEV-DO, Rev. 0)	X	1.13	65.57	11.82	0.00	115.0	± 9.6 %
		Y	1.61	69.49	14.83		115.0	
		Z	1.28	66.68	12.80		115.0	
10404-AAB	CDMA2000 (1xEV-DO, Rev. A)	X	1.13	65.57	11.82	0.00	115.0	± 9.6 %
		Y	1.61	69.49	14.83		115.0	
		Z	1.28	66.68	12.80		115.0	
10406-AAB	CDMA2000, RC3, SO32, SCH0, Full Rate	X	88.62	118.42	29.12	0.00	100.0	± 9.6 %
		Y	100.00	121.65	30.84		100.0	
		Z	64.62	115.49	28.99		100.0	
10410-AAD	LTE-TDD (SC-FDMA, 1 RB, 10 MHz, QPSK, UL Subframe=2,3,4,7,8,9, Subframe Conf=4)	X	100.00	119.91	29.89	3.23	80.0	± 9.6 %
		Y	100.00	119.37	30.35		80.0	
		Z	100.00	119.74	30.02		80.0	
10415-AAA	IEEE 802.11b WiFi 2.4 GHz (DSSS, 1 Mbps, 99pc duty cycle)	X	0.95	62.22	13.58	0.00	150.0	± 9.6 %
		Y	1.00	63.15	14.62		150.0	
		Z	0.96	62.40	13.86		150.0	
10416-AAA	IEEE 802.11g WiFi 2.4 GHz (ERP-OFDM, 6 Mbps, 99pc duty cycle)	X	4.46	66.60	15.93	0.00	150.0	± 9.6 %
		Y	4.63	66.81	16.22		150.0	
		Z	4.53	66.62	16.04		150.0	
10417-AAB	IEEE 802.11a/h WiFi 5 GHz (OFDM, 6 Mbps, 99pc duty cycle)	X	4.46	66.60	15.93	0.00	150.0	± 9.6 %
		Y	4.63	66.81	16.22		150.0	
		Z	4.53	66.62	16.04		150.0	
10418-AAA	IEEE 802.11g WiFi 2.4 GHz (DSSS-OFDM, 6 Mbps, 99pc duty cycle, Long preambule)	X	4.44	66.75	15.94	0.00	150.0	± 9.6 %
		Y	4.62	66.95	16.22		150.0	
		Z	4.52	66.76	16.04		150.0	
10419-AAA	IEEE 802.11g WiFi 2.4 GHz (DSSS-OFDM, 6 Mbps, 99pc duty cycle, Short preambule)	X	4.47	66.70	15.95	0.00	150.0	± 9.6 %
		Y	4.64	66.91	16.23		150.0	
		Z	4.54	66.72	16.05		150.0	
10422-AAB	IEEE 802.11n (HT Greenfield, 7.2 Mbps, BPSK)	X	4.58	66.71	15.97	0.00	150.0	± 9.6 %
		Y	4.77	66.92	16.25		150.0	
		Z	4.66	66.73	16.08		150.0	
10423-AAB	IEEE 802.11n (HT Greenfield, 43.3 Mbps, 16-QAM)	X	4.74	67.02	16.09	0.00	150.0	± 9.6 %
		Y	4.97	67.29	16.39		150.0	
		Z	4.84	67.07	16.20		150.0	
10424-AAB	IEEE 802.11n (HT Greenfield, 72.2 Mbps, 64-QAM)	X	4.67	66.97	16.06	0.00	150.0	± 9.6 %
		Y	4.88	67.23	16.36		150.0	
		Z	4.75	67.01	16.17		150.0	
10425-AAB	IEEE 802.11n (HT Greenfield, 15 Mbps, BPSK)	X	5.27	67.32	16.28	0.00	150.0	± 9.6 %
		Y	5.44	67.54	16.51		150.0	
		Z	5.36	67.40	16.39		150.0	
10426-AAB	IEEE 802.11n (HT Greenfield, 90 Mbps, 16-QAM)	X	5.28	67.36	16.29	0.00	150.0	± 9.6 %
		Y	5.45	67.57	16.52		150.0	
		Z	5.36	67.41	16.39		150.0	

10427-AAB	IEEE 802.11n (HT Greenfield, 150 Mbps, 64-QAM)	X	5.29	67.32	16.27	0.00	150.0	± 9.6 %
		Y	5.47	67.58	16.52		150.0	
		Z	5.38	67.39	16.38		150.0	
10430-AAB	LTE-FDD (OFDMA, 5 MHz, E-TM 3.1)	X	4.07	70.23	17.55	0.00	150.0	± 9.6 %
		Y	4.27	70.06	17.88		150.0	
		Z	4.15	70.14	17.71		150.0	
10431-AAB	LTE-FDD (OFDMA, 10 MHz, E-TM 3.1)	X	4.11	67.04	15.84	0.00	150.0	± 9.6 %
		Y	4.36	67.35	16.27		150.0	
		Z	4.21	67.10	16.00		150.0	
10432-AAB	LTE-FDD (OFDMA, 15 MHz, E-TM 3.1)	X	4.43	66.98	15.97	0.00	150.0	± 9.6 %
		Y	4.65	67.26	16.32		150.0	
		Z	4.52	67.02	16.10		150.0	
10433-AAB	LTE-FDD (OFDMA, 20 MHz, E-TM 3.1)	X	4.68	67.00	16.07	0.00	150.0	± 9.6 %
		Y	4.89	67.27	16.38		150.0	
		Z	4.77	67.04	16.19		150.0	
10434-AAA	W-CDMA (BS Test Model 1, 64 DPCH)	X	4.12	70.89	17.41	0.00	150.0	± 9.6 %
		Y	4.34	70.74	17.85		150.0	
		Z	4.22	70.82	17.62		150.0	
10435-AAC	LTE-TDD (SC-FDMA, 1 RB, 20 MHz, QPSK, UL Subframe=2,3,4,7,8,9)	X	100.00	119.71	29.80	3.23	80.0	± 9.6 %
		Y	100.00	119.22	30.28		80.0	
		Z	100.00	119.56	29.94		80.0	
10447-AAB	LTE-FDD (OFDMA, 5 MHz, E-TM 3.1, Clipping 44%)	X	3.37	66.82	14.98	0.00	150.0	± 9.6 %
		Y	3.67	67.36	15.75		150.0	
		Z	3.49	66.96	15.27		150.0	
10448-AAB	LTE-FDD (OFDMA, 10 MHz, E-TM 3.1, Clippin 44%)	X	3.96	66.81	15.69	0.00	150.0	± 9.6 %
		Y	4.18	67.12	16.13		150.0	
		Z	4.05	66.86	15.85		150.0	
10449-AAB	LTE-FDD (OFDMA, 15 MHz, E-TM 3.1, Cliping 44%)	X	4.24	66.79	15.86	0.00	150.0	± 9.6 %
		Y	4.44	67.08	16.21		150.0	
		Z	4.32	66.83	15.98		150.0	
10450-AAB	LTE-FDD (OFDMA, 20 MHz, E-TM 3.1, Clipping 44%)	X	4.44	66.75	15.91	0.00	150.0	± 9.6 %
		Y	4.62	67.02	16.23		150.0	
		Z	4.52	66.79	16.03		150.0	
10451-AAA	W-CDMA (BS Test Model 1, 64 DPCH, Clipping 44%)	X	3.24	66.86	14.51	0.00	150.0	± 9.6 %
		Y	3.59	67.61	15.48		150.0	
		Z	3.38	67.08	14.88		150.0	
10456-AAB	IEEE 802.11ac WiFi (160MHz, 64-QAM, 99pc duty cycle)	X	6.15	67.91	16.46	0.00	150.0	± 9.6 %
		Y	6.30	68.18	16.69		150.0	
		Z	6.22	67.98	16.56		150.0	
10457-AAA	UMTS-FDD (DC-HSDPA)	X	3.73	65.25	15.62	0.00	150.0	± 9.6 %
		Y	3.83	65.45	15.95		150.0	
		Z	3.77	65.26	15.74		150.0	
10458-AAA	CDMA2000 (1xEV-DO, Rev. B, 2 carriers)	X	3.76	70.07	16.73	0.00	150.0	± 9.6 %
		Y	3.96	69.90	17.32		150.0	
		Z	3.85	70.03	17.01		150.0	
10459-AAA	CDMA2000 (1xEV-DO, Rev. B, 3 carriers)	X	4.92	68.09	17.69	0.00	150.0	± 9.6 %
		Y	5.09	67.55	17.82		150.0	
		Z	5.01	67.92	17.81		150.0	

10460-AAA	UMTS-FDD (WCDMA, AMR)	X	0.75	65.19	13.76	0.00	150.0	± 9.6 %
		Y	0.92	68.59	16.20		150.0	
		Z	0.79	65.92	14.36		150.0	
10461-AAA	LTE-TDD (SC-FDMA, 1 RB, 1.4 MHz, QPSK, UL Subframe=2,3,4,7,8,9)	X	100.00	123.79	31.74	3.29	80.0	± 9.6 %
		Y	100.00	122.12	31.69		80.0	
		Z	100.00	123.30	31.73		80.0	
10462-AAA	LTE-TDD (SC-FDMA, 1 RB, 1.4 MHz, 16-QAM, UL Subframe=2,3,4,7,8,9)	X	32.80	95.15	20.97	3.23	80.0	± 9.6 %
		Y	100.00	108.81	25.31		80.0	
		Z	69.50	103.52	23.30		80.0	
10463-AAA	LTE-TDD (SC-FDMA, 1 RB, 1.4 MHz, 64-QAM, UL Subframe=2,3,4,7,8,9)	X	5.39	75.30	14.79	3.23	80.0	± 9.6 %
		Y	43.22	97.24	21.98		80.0	
		Z	9.33	80.70	16.78		80.0	
10464-AAA	LTE-TDD (SC-FDMA, 1 RB, 3 MHz, QPSK, UL Subframe=2,3,4,7,8,9)	X	100.00	121.52	30.54	3.23	80.0	± 9.6 %
		Y	100.00	120.38	30.74		80.0	
		Z	100.00	121.16	30.59		80.0	
10465-AAA	LTE-TDD (SC-FDMA, 1 RB, 3 MHz, 16-QAM, UL Subframe=2,3,4,7,8,9)	X	14.77	86.68	18.69	3.23	80.0	± 9.6 %
		Y	100.00	108.39	25.10		80.0	
		Z	27.22	93.26	20.74		80.0	
10466-AAA	LTE-TDD (SC-FDMA, 1 RB, 3 MHz, 64-QAM, UL Subframe=2,3,4,7,8,9)	X	4.02	72.31	13.72	3.23	80.0	± 9.6 %
		Y	24.89	91.04	20.33		80.0	
		Z	6.35	76.67	15.47		80.0	
10467-AAC	LTE-TDD (SC-FDMA, 1 RB, 5 MHz, QPSK, UL Subframe=2,3,4,7,8,9)	X	100.00	121.77	30.65	3.23	80.0	± 9.6 %
		Y	100.00	120.56	30.82		80.0	
		Z	100.00	121.39	30.69		80.0	
10468-AAC	LTE-TDD (SC-FDMA, 1 RB, 5 MHz, 16-QAM, UL Subframe=2,3,4,7,8,9)	X	17.84	88.71	19.26	3.23	80.0	± 9.6 %
		Y	100.00	108.52	25.16		80.0	
		Z	33.81	95.65	21.37		80.0	
10469-AAC	LTE-TDD (SC-FDMA, 1 RB, 5 MHz, 64-QAM, UL Subframe=2,3,4,7,8,9)	X	4.05	72.41	13.75	3.23	80.0	± 9.6 %
		Y	25.54	91.32	20.40		80.0	
		Z	6.43	76.81	15.51		80.0	
10470-AAC	LTE-TDD (SC-FDMA, 1 RB, 10 MHz, QPSK, UL Subframe=2,3,4,7,8,9)	X	100.00	121.79	30.65	3.23	80.0	± 9.6 %
		Y	100.00	120.58	30.82		80.0	
		Z	100.00	121.41	30.69		80.0	
10471-AAC	LTE-TDD (SC-FDMA, 1 RB, 10 MHz, 16-QAM, UL Subframe=2,3,4,7,8,9)	X	17.61	88.54	19.20	3.23	80.0	± 9.6 %
		Y	100.00	108.47	25.13		80.0	
		Z	33.47	95.51	21.32		80.0	
10472-AAC	LTE-TDD (SC-FDMA, 1 RB, 10 MHz, 64-QAM, UL Subframe=2,3,4,7,8,9)	X	4.02	72.32	13.71	3.23	80.0	± 9.6 %
		Y	25.57	91.31	20.39		80.0	
		Z	6.39	76.72	15.47		80.0	
10473-AAC	LTE-TDD (SC-FDMA, 1 RB, 15 MHz, QPSK, UL Subframe=2,3,4,7,8,9)	X	100.00	121.76	30.64	3.23	80.0	± 9.6 %
		Y	100.00	120.56	30.81		80.0	
		Z	100.00	121.38	30.68		80.0	
10474-AAC	LTE-TDD (SC-FDMA, 1 RB, 15 MHz, 16-QAM, UL Subframe=2,3,4,7,8,9)	X	17.32	88.38	19.16	3.23	80.0	± 9.6 %
		Y	100.00	108.48	25.14		80.0	
		Z	32.82	95.31	21.27		80.0	
10475-AAC	LTE-TDD (SC-FDMA, 1 RB, 15 MHz, 64-QAM, UL Subframe=2,3,4,7,8,9)	X	3.99	72.26	13.69	3.23	80.0	± 9.6 %
		Y	25.19	91.16	20.35		80.0	
		Z	6.32	76.64	15.44		80.0	

10477-AAC	LTE-TDD (SC-FDMA, 1 RB, 20 MHz, 16-QAM, UL Subframe=2,3,4,7,8,9)	X	15.07	86.86	18.72	3.23	80.0	± 9.6 %
		Y	100.00	108.34	25.07		80.0	
		Z	28.04	93.54	20.79		80.0	
10478-AAC	LTE-TDD (SC-FDMA, 1 RB, 20 MHz, 64-QAM, UL Subframe=2,3,4,7,8,9)	X	3.95	72.14	13.64	3.23	80.0	± 9.6 %
		Y	24.77	90.95	20.29		80.0	
		Z	6.24	76.49	15.38		80.0	
10479-AAA	LTE-TDD (SC-FDMA, 50% RB, 1.4 MHz, QPSK, UL Subframe=2,3,4,7,8,9)	X	18.00	97.43	26.23	3.23	80.0	± 9.6 %
		Y	13.36	92.12	25.35		80.0	
		Z	14.86	94.42	25.64		80.0	
10480-AAA	LTE-TDD (SC-FDMA, 50% RB, 1.4 MHz, 16-QAM, UL Subframe=2,3,4,7,8,9)	X	15.57	89.49	22.03	3.23	80.0	± 9.6 %
		Y	14.49	88.43	22.68		80.0	
		Z	14.38	88.56	22.14		80.0	
10481-AAA	LTE-TDD (SC-FDMA, 50% RB, 1.4 MHz, 64-QAM, UL Subframe=2,3,4,7,8,9)	X	11.30	84.47	20.12	3.23	80.0	± 9.6 %
		Y	12.51	85.67	21.51		80.0	
		Z	11.33	84.56	20.56		80.0	
10482-AAA	LTE-TDD (SC-FDMA, 50% RB, 3 MHz, QPSK, UL Subframe=2,3,4,7,8,9)	X	4.07	74.15	17.16	2.23	80.0	± 9.6 %
		Y	5.81	78.45	19.63		80.0	
		Z	4.63	75.76	18.13		80.0	
10483-AAA	LTE-TDD (SC-FDMA, 50% RB, 3 MHz, 16-QAM, UL Subframe=2,3,4,7,8,9)	X	6.76	77.89	18.30	2.23	80.0	± 9.6 %
		Y	8.61	81.09	20.48		80.0	
		Z	7.45	79.28	19.22		80.0	
10484-AAA	LTE-TDD (SC-FDMA, 50% RB, 3 MHz, 64-QAM, UL Subframe=2,3,4,7,8,9)	X	6.10	76.33	17.74	2.23	80.0	± 9.6 %
		Y	8.03	79.88	20.06		80.0	
		Z	6.80	77.82	18.72		80.0	
10485-AAC	LTE-TDD (SC-FDMA, 50% RB, 5 MHz, QPSK, UL Subframe=2,3,4,7,8,9)	X	4.67	76.32	18.94	2.23	80.0	± 9.6 %
		Y	6.01	79.09	20.51		80.0	
		Z	5.06	77.24	19.52		80.0	
10486-AAC	LTE-TDD (SC-FDMA, 50% RB, 5 MHz, 16-QAM, UL Subframe=2,3,4,7,8,9)	X	4.00	71.17	16.48	2.23	80.0	± 9.6 %
		Y	4.90	73.23	18.04		80.0	
		Z	4.29	71.91	17.09		80.0	
10487-AAC	LTE-TDD (SC-FDMA, 50% RB, 5 MHz, 64-QAM, UL Subframe=2,3,4,7,8,9)	X	3.96	70.71	16.28	2.23	80.0	± 9.6 %
		Y	4.86	72.77	17.85		80.0	
		Z	4.25	71.45	16.90		80.0	
10488-AAC	LTE-TDD (SC-FDMA, 50% RB, 10 MHz, QPSK, UL Subframe=2,3,4,7,8,9)	X	4.80	75.39	19.35	2.23	80.0	± 9.6 %
		Y	5.90	77.41	20.35		80.0	
		Z	5.11	75.98	19.69		80.0	
10489-AAC	LTE-TDD (SC-FDMA, 50% RB, 10 MHz, 16-QAM, UL Subframe=2,3,4,7,8,9)	X	4.30	71.16	17.75	2.23	80.0	± 9.6 %
		Y	4.95	72.31	18.56		80.0	
		Z	4.48	71.46	18.03		80.0	
10490-AAC	LTE-TDD (SC-FDMA, 50% RB, 10 MHz, 64-QAM, UL Subframe=2,3,4,7,8,9)	X	4.37	70.93	17.67	2.23	80.0	± 9.6 %
		Y	5.00	71.98	18.45		80.0	
		Z	4.55	71.20	17.95		80.0	
10491-AAC	LTE-TDD (SC-FDMA, 50% RB, 15 MHz, QPSK, UL Subframe=2,3,4,7,8,9)	X	4.81	73.40	18.77	2.23	80.0	± 9.6 %
		Y	5.66	74.90	19.51		80.0	
		Z	5.05	73.81	19.01		80.0	
10492-AAC	LTE-TDD (SC-FDMA, 50% RB, 15 MHz, 16-QAM, UL Subframe=2,3,4,7,8,9)	X	4.58	70.26	17.73	2.23	80.0	± 9.6 %
		Y	5.15	71.20	18.35		80.0	
		Z	4.74	70.48	17.94		80.0	

10493-AAC	LTE-TDD (SC-FDMA, 50% RB, 15 MHz, 64-QAM, UL Subframe=2,3,4,7,8,9)	X	4.63	70.09	17.67	2.23	80.0	± 9.6 %
		Y	5.20	70.99	18.28		80.0	
		Z	4.79	70.31	17.88		80.0	
10494-AAC	LTE-TDD (SC-FDMA, 50% RB, 20 MHz, QPSK, UL Subframe=2,3,4,7,8,9)	X	5.26	74.92	19.20	2.23	80.0	± 9.6 %
		Y	6.31	76.72	20.02		80.0	
		Z	5.56	75.45	19.47		80.0	
10495-AAC	LTE-TDD (SC-FDMA, 50% RB, 20 MHz, 16-QAM, UL Subframe=2,3,4,7,8,9)	X	4.63	70.67	17.93	2.23	80.0	± 9.6 %
		Y	5.25	71.75	18.56		80.0	
		Z	4.81	70.95	18.14		80.0	
10496-AAC	LTE-TDD (SC-FDMA, 50% RB, 20 MHz, 64-QAM, UL Subframe=2,3,4,7,8,9)	X	4.69	70.35	17.84	2.23	80.0	± 9.6 %
		Y	5.28	71.32	18.43		80.0	
		Z	4.85	70.59	18.04		80.0	
10497-AAA	LTE-TDD (SC-FDMA, 100% RB, 1.4 MHz, QPSK, UL Subframe=2,3,4,7,8,9)	X	2.80	69.04	14.16	2.23	80.0	± 9.6 %
		Y	4.67	75.26	17.80		80.0	
		Z	3.38	71.31	15.55		80.0	
10498-AAA	LTE-TDD (SC-FDMA, 100% RB, 1.4 MHz, 16-QAM, UL Subframe=2,3,4,7,8,9)	X	2.04	63.14	10.52	2.23	80.0	± 9.6 %
		Y	3.54	68.97	14.46		80.0	
		Z	2.48	65.07	11.94		80.0	
10499-AAA	LTE-TDD (SC-FDMA, 100% RB, 1.4 MHz, 64-QAM, UL Subframe=2,3,4,7,8,9)	X	1.97	62.57	10.11	2.23	80.0	± 9.6 %
		Y	3.46	68.37	14.08		80.0	
		Z	2.40	64.45	11.52		80.0	
10500-AAA	LTE-TDD (SC-FDMA, 100% RB, 3 MHz, QPSK, UL Subframe=2,3,4,7,8,9)	X	4.63	75.63	19.00	2.23	80.0	± 9.6 %
		Y	5.77	77.85	20.27		80.0	
		Z	4.95	76.31	19.46		80.0	
10501-AAA	LTE-TDD (SC-FDMA, 100% RB, 3 MHz, 16-QAM, UL Subframe=2,3,4,7,8,9)	X	4.15	71.24	16.99	2.23	80.0	± 9.6 %
		Y	4.91	72.75	18.19		80.0	
		Z	4.38	71.72	17.45		80.0	
10502-AAA	LTE-TDD (SC-FDMA, 100% RB, 3 MHz, 64-QAM, UL Subframe=2,3,4,7,8,9)	X	4.19	71.02	16.85	2.23	80.0	± 9.6 %
		Y	4.94	72.49	18.05		80.0	
		Z	4.41	71.50	17.31		80.0	
10503-AAC	LTE-TDD (SC-FDMA, 100% RB, 5 MHz, QPSK, UL Subframe=2,3,4,7,8,9)	X	4.74	75.17	19.25	2.23	80.0	± 9.6 %
		Y	5.83	77.22	20.27		80.0	
		Z	5.04	75.77	19.59		80.0	
10504-AAC	LTE-TDD (SC-FDMA, 100% RB, 5 MHz, 16-QAM, UL Subframe=2,3,4,7,8,9)	X	4.28	71.06	17.69	2.23	80.0	± 9.6 %
		Y	4.93	72.23	18.51		80.0	
		Z	4.45	71.37	17.98		80.0	
10505-AAC	LTE-TDD (SC-FDMA, 100% RB, 5 MHz, 64-QAM, UL Subframe=2,3,4,7,8,9)	X	4.35	70.83	17.62	2.23	80.0	± 9.6 %
		Y	4.98	71.89	18.41		80.0	
		Z	4.52	71.11	17.90		80.0	
10506-AAC	LTE-TDD (SC-FDMA, 100% RB, 10 MHz, QPSK, UL Subframe=2,3,4,7,8,9)	X	5.22	74.76	19.13	2.23	80.0	± 9.6 %
		Y	6.26	76.58	19.96		80.0	
		Z	5.51	75.29	19.40		80.0	
10507-AAC	LTE-TDD (SC-FDMA, 100% RB, 10 MHz, 16-QAM, UL Subframe=2,3,4,7,8,9)	X	4.62	70.61	17.89	2.23	80.0	± 9.6 %
		Y	5.23	71.69	18.53		80.0	
		Z	4.79	70.89	18.11		80.0	

10508-AAC	LTE-TDD (SC-FDMA, 100% RB, 10 MHz, 64-QAM, UL Subframe=2,3,4,7,8,9)	X	4.67	70.27	17.79	2.23	80.0	± 9.6 %
		Y	5.26	71.26	18.40		80.0	
		Z	4.84	70.52	18.00		80.0	
10509-AAC	LTE-TDD (SC-FDMA, 100% RB, 15 MHz, QPSK, UL Subframe=2,3,4,7,8,9)	X	5.37	73.08	18.53	2.23	80.0	± 9.6 %
		Y	6.17	74.40	19.15		80.0	
		Z	5.59	73.44	18.73		80.0	
10510-AAC	LTE-TDD (SC-FDMA, 100% RB, 15 MHz, 16-QAM, UL Subframe=2,3,4,7,8,9)	X	5.06	70.14	17.83	2.23	80.0	± 9.6 %
		Y	5.64	71.11	18.37		80.0	
		Z	5.23	70.39	18.01		80.0	
10511-AAC	LTE-TDD (SC-FDMA, 100% RB, 15 MHz, 64-QAM, UL Subframe=2,3,4,7,8,9)	X	5.10	69.87	17.77	2.23	80.0	± 9.6 %
		Y	5.65	70.75	18.27		80.0	
		Z	5.26	70.08	17.94		80.0	
10512-AAC	LTE-TDD (SC-FDMA, 100% RB, 20 MHz, QPSK, UL Subframe=2,3,4,7,8,9)	X	5.71	74.71	19.00	2.23	80.0	± 9.6 %
		Y	6.73	76.43	19.76		80.0	
		Z	6.00	75.21	19.25		80.0	
10513-AAC	LTE-TDD (SC-FDMA, 100% RB, 20 MHz, 16-QAM, UL Subframe=2,3,4,7,8,9)	X	4.97	70.47	17.95	2.23	80.0	± 9.6 %
		Y	5.59	71.60	18.54		80.0	
		Z	5.15	70.78	18.15		80.0	
10514-AAC	LTE-TDD (SC-FDMA, 100% RB, 20 MHz, 64-QAM, UL Subframe=2,3,4,7,8,9)	X	4.97	70.02	17.83	2.23	80.0	± 9.6 %
		Y	5.54	71.04	18.38		80.0	
		Z	5.13	70.28	18.01		80.0	
10515-AAA	IEEE 802.11b WiFi 2.4 GHz (DSSS, 2 Mbps, 99pc duty cycle)	X	0.91	62.31	13.57	0.00	150.0	± 9.6 %
		Y	0.96	63.34	14.68		150.0	
		Z	0.92	62.52	13.87		150.0	
10516-AAA	IEEE 802.11b WiFi 2.4 GHz (DSSS, 5.5 Mbps, 99pc duty cycle)	X	0.44	65.20	13.42	0.00	150.0	± 9.6 %
		Y	0.63	71.46	17.49		150.0	
		Z	0.47	66.36	14.27		150.0	
10517-AAA	IEEE 802.11b WiFi 2.4 GHz (DSSS, 11 Mbps, 99pc duty cycle)	X	0.74	63.39	13.61	0.00	150.0	± 9.6 %
		Y	0.82	65.40	15.35		150.0	
		Z	0.76	63.83	14.06		150.0	
10518-AAB	IEEE 802.11a/h WiFi 5 GHz (OFDM, 9 Mbps, 99pc duty cycle)	X	4.45	66.67	15.90	0.00	150.0	± 9.6 %
		Y	4.63	66.88	16.20		150.0	
		Z	4.52	66.69	16.01		150.0	
10519-AAB	IEEE 802.11a/h WiFi 5 GHz (OFDM, 12 Mbps, 99pc duty cycle)	X	4.63	66.90	16.03	0.00	150.0	± 9.6 %
		Y	4.84	67.17	16.34		150.0	
		Z	4.72	66.95	16.14		150.0	
10520-AAB	IEEE 802.11a/h WiFi 5 GHz (OFDM, 18 Mbps, 99pc duty cycle)	X	4.48	66.84	15.93	0.00	150.0	± 9.6 %
		Y	4.69	67.14	16.27		150.0	
		Z	4.56	66.89	16.06		150.0	
10521-AAB	IEEE 802.11a/h WiFi 5 GHz (OFDM, 24 Mbps, 99pc duty cycle)	X	4.41	66.82	15.91	0.00	150.0	± 9.6 %
		Y	4.62	67.15	16.25		150.0	
		Z	4.50	66.88	16.04		150.0	
10522-AAB	IEEE 802.11a/h WiFi 5 GHz (OFDM, 36 Mbps, 99pc duty cycle)	X	4.47	66.93	16.01	0.00	150.0	± 9.6 %
		Y	4.67	67.14	16.29		150.0	
		Z	4.56	66.96	16.12		150.0	

10523-AAB	IEEE 802.11a/h WiFi 5 GHz (OFDM, 48 Mbps, 99pc duty cycle)	X	4.35	66.79	15.85	0.00	150.0	± 9.6 %
		Y	4.54	67.03	16.15		150.0	
		Z	4.43	66.81	15.95		150.0	
10524-AAB	IEEE 802.11a/h WiFi 5 GHz (OFDM, 54 Mbps, 99pc duty cycle)	X	4.41	66.84	15.97	0.00	150.0	± 9.6 %
		Y	4.62	67.10	16.28		150.0	
		Z	4.50	66.88	16.08		150.0	
10525-AAB	IEEE 802.11ac WiFi (20MHz, MCS0, 99pc duty cycle)	X	4.40	65.89	15.57	0.00	150.0	± 9.6 %
		Y	4.58	66.12	15.86		150.0	
		Z	4.48	65.92	15.67		150.0	
10526-AAB	IEEE 802.11ac WiFi (20MHz, MCS1, 99pc duty cycle)	X	4.56	66.24	15.71	0.00	150.0	± 9.6 %
		Y	4.78	66.52	16.01		150.0	
		Z	4.65	66.29	15.82		150.0	
10527-AAB	IEEE 802.11ac WiFi (20MHz, MCS2, 99pc duty cycle)	X	4.48	66.19	15.64	0.00	150.0	± 9.6 %
		Y	4.69	66.49	15.96		150.0	
		Z	4.57	66.24	15.76		150.0	
10528-AAB	IEEE 802.11ac WiFi (20MHz, MCS3, 99pc duty cycle)	X	4.50	66.21	15.67	0.00	150.0	± 9.6 %
		Y	4.71	66.51	15.99		150.0	
		Z	4.59	66.26	15.79		150.0	
10529-AAB	IEEE 802.11ac WiFi (20MHz, MCS4, 99pc duty cycle)	X	4.50	66.21	15.67	0.00	150.0	± 9.6 %
		Y	4.71	66.51	15.99		150.0	
		Z	4.59	66.26	15.79		150.0	
10531-AAB	IEEE 802.11ac WiFi (20MHz, MCS6, 99pc duty cycle)	X	4.48	66.29	15.67	0.00	150.0	± 9.6 %
		Y	4.72	66.66	16.02		150.0	
		Z	4.58	66.37	15.80		150.0	
10532-AAB	IEEE 802.11ac WiFi (20MHz, MCS7, 99pc duty cycle)	X	4.35	66.14	15.60	0.00	150.0	± 9.6 %
		Y	4.57	66.52	15.96		150.0	
		Z	4.44	66.22	15.73		150.0	
10533-AAB	IEEE 802.11ac WiFi (20MHz, MCS8, 99pc duty cycle)	X	4.51	66.26	15.66	0.00	150.0	± 9.6 %
		Y	4.72	66.54	15.97		150.0	
		Z	4.60	66.30	15.77		150.0	
10534-AAB	IEEE 802.11ac WiFi (40MHz, MCS0, 99pc duty cycle)	X	5.04	66.36	15.78	0.00	150.0	± 9.6 %
		Y	5.23	66.67	16.05		150.0	
		Z	5.12	66.43	15.88		150.0	
10535-AAB	IEEE 802.11ac WiFi (40MHz, MCS1, 99pc duty cycle)	X	5.11	66.54	15.86	0.00	150.0	± 9.6 %
		Y	5.29	66.81	16.11		150.0	
		Z	5.19	66.60	15.96		150.0	
10536-AAB	IEEE 802.11ac WiFi (40MHz, MCS2, 99pc duty cycle)	X	4.98	66.48	15.81	0.00	150.0	± 9.6 %
		Y	5.16	66.79	16.08		150.0	
		Z	5.06	66.54	15.91		150.0	
10537-AAB	IEEE 802.11ac WiFi (40MHz, MCS3, 99pc duty cycle)	X	5.04	66.45	15.80	0.00	150.0	± 9.6 %
		Y	5.23	66.77	16.07		150.0	
		Z	5.12	66.52	15.90		150.0	
10538-AAB	IEEE 802.11ac WiFi (40MHz, MCS4, 99pc duty cycle)	X	5.12	66.48	15.85	0.00	150.0	± 9.6 %
		Y	5.34	66.84	16.15		150.0	
		Z	5.21	66.56	15.97		150.0	
10540-AAB	IEEE 802.11ac WiFi (40MHz, MCS6, 99pc duty cycle)	X	5.06	66.49	15.87	0.00	150.0	± 9.6 %
		Y	5.24	66.78	16.14		150.0	
		Z	5.14	66.56	15.98		150.0	

10541-AAB	IEEE 802.11ac WiFi (40MHz, MCS7, 99pc duty cycle)	X	5.03	66.36	15.80	0.00	150.0	± 9.6 %
		Y	5.22	66.69	16.09		150.0	
		Z	5.11	66.43	15.91		150.0	
10542-AAB	IEEE 802.11ac WiFi (40MHz, MCS8, 99pc duty cycle)	X	5.19	66.45	15.86	0.00	150.0	± 9.6 %
		Y	5.38	66.74	16.13		150.0	
		Z	5.27	66.51	15.96		150.0	
10543-AAB	IEEE 802.11ac WiFi (40MHz, MCS9, 99pc duty cycle)	X	5.26	66.49	15.90	0.00	150.0	± 9.6 %
		Y	5.46	66.76	16.15		150.0	
		Z	5.35	66.56	16.01		150.0	
10544-AAB	IEEE 802.11ac WiFi (80MHz, MCS0, 99pc duty cycle)	X	5.36	66.50	15.80	0.00	150.0	± 9.6 %
		Y	5.51	66.78	16.04		150.0	
		Z	5.43	66.56	15.89		150.0	
10545-AAB	IEEE 802.11ac WiFi (80MHz, MCS1, 99pc duty cycle)	X	5.55	66.91	15.95	0.00	150.0	± 9.6 %
		Y	5.72	67.18	16.18		150.0	
		Z	5.63	66.98	16.05		150.0	
10546-AAB	IEEE 802.11ac WiFi (80MHz, MCS2, 99pc duty cycle)	X	5.42	66.69	15.85	0.00	150.0	± 9.6 %
		Y	5.60	67.06	16.14		150.0	
		Z	5.50	66.79	15.97		150.0	
10547-AAB	IEEE 802.11ac WiFi (80MHz, MCS3, 99pc duty cycle)	X	5.49	66.74	15.87	0.00	150.0	± 9.6 %
		Y	5.69	67.14	16.17		150.0	
		Z	5.57	66.83	15.98		150.0	
10548-AAB	IEEE 802.11ac WiFi (80MHz, MCS4, 99pc duty cycle)	X	5.71	67.58	16.27	0.00	150.0	± 9.6 %
		Y	5.97	68.14	16.64		150.0	
		Z	5.85	67.84	16.46		150.0	
10550-AAB	IEEE 802.11ac WiFi (80MHz, MCS6, 99pc duty cycle)	X	5.45	66.72	15.88	0.00	150.0	± 9.6 %
		Y	5.62	67.01	16.12		150.0	
		Z	5.52	66.78	15.98		150.0	
10551-AAB	IEEE 802.11ac WiFi (80MHz, MCS7, 99pc duty cycle)	X	5.45	66.76	15.86	0.00	150.0	± 9.6 %
		Y	5.63	67.09	16.12		150.0	
		Z	5.53	66.83	15.96		150.0	
10552-AAB	IEEE 802.11ac WiFi (80MHz, MCS8, 99pc duty cycle)	X	5.37	66.57	15.77	0.00	150.0	± 9.6 %
		Y	5.54	66.86	16.03		150.0	
		Z	5.44	66.62	15.86		150.0	
10553-AAB	IEEE 802.11ac WiFi (80MHz, MCS9, 99pc duty cycle)	X	5.45	66.60	15.82	0.00	150.0	± 9.6 %
		Y	5.63	66.92	16.08		150.0	
		Z	5.53	66.67	15.92		150.0	
10554-AAC	IEEE 802.11ac WiFi (160MHz, MCS0, 99pc duty cycle)	X	5.77	66.88	15.90	0.00	150.0	± 9.6 %
		Y	5.91	67.16	16.14		150.0	
		Z	5.83	66.94	15.99		150.0	
10555-AAC	IEEE 802.11ac WiFi (160MHz, MCS1, 99pc duty cycle)	X	5.89	67.17	16.02	0.00	150.0	± 9.6 %
		Y	6.05	67.48	16.27		150.0	
		Z	5.97	67.24	16.12		150.0	
10556-AAC	IEEE 802.11ac WiFi (160MHz, MCS2, 99pc duty cycle)	X	5.91	67.21	16.04	0.00	150.0	± 9.6 %
		Y	6.07	67.50	16.28		150.0	
		Z	5.99	67.29	16.14		150.0	
10557-AAC	IEEE 802.11ac WiFi (160MHz, MCS3, 99pc duty cycle)	X	5.88	67.11	16.01	0.00	150.0	± 9.6 %
		Y	6.05	67.46	16.28		150.0	
		Z	5.96	67.20	16.11		150.0	

10558-AAC	IEEE 802.11ac WiFi (160MHz, MCS4, 99pc duty cycle)	X	5.92	67.27	16.10	0.00	150.0	± 9.6 %
		Y	6.11	67.65	16.38		150.0	
		Z	6.01	67.37	16.21		150.0	
10560-AAC	IEEE 802.11ac WiFi (160MHz, MCS6, 99pc duty cycle)	X	5.92	67.13	16.07	0.00	150.0	± 9.6 %
		Y	6.10	67.49	16.34		150.0	
		Z	6.00	67.22	16.18		150.0	
10561-AAC	IEEE 802.11ac WiFi (160MHz, MCS7, 99pc duty cycle)	X	5.85	67.10	16.09	0.00	150.0	± 9.6 %
		Y	6.02	67.44	16.36		150.0	
		Z	5.92	67.18	16.20		150.0	
10562-AAC	IEEE 802.11ac WiFi (160MHz, MCS8, 99pc duty cycle)	X	5.95	67.44	16.26	0.00	150.0	± 9.6 %
		Y	6.17	67.91	16.60		150.0	
		Z	6.06	67.60	16.40		150.0	
10563-AAC	IEEE 802.11ac WiFi (160MHz, MCS9, 99pc duty cycle)	X	6.12	67.56	16.28	0.00	150.0	± 9.6 %
		Y	6.49	68.42	16.80		150.0	
		Z	6.36	68.10	16.61		150.0	
10564-AAA	IEEE 802.11g WiFi 2.4 GHz (DSSS-OFDM, 9 Mbps, 99pc duty cycle)	X	4.79	66.81	16.11	0.46	150.0	± 9.6 %
		Y	4.97	67.04	16.41		150.0	
		Z	4.86	66.83	16.22		150.0	
10565-AAA	IEEE 802.11g WiFi 2.4 GHz (DSSS-OFDM, 12 Mbps, 99pc duty cycle)	X	5.01	67.24	16.43	0.46	150.0	± 9.6 %
		Y	5.23	67.50	16.72		150.0	
		Z	5.10	67.28	16.54		150.0	
10566-AAA	IEEE 802.11g WiFi 2.4 GHz (DSSS-OFDM, 18 Mbps, 99pc duty cycle)	X	4.84	67.08	16.24	0.46	150.0	± 9.6 %
		Y	5.06	67.38	16.56		150.0	
		Z	4.93	67.13	16.35		150.0	
10567-AAA	IEEE 802.11g WiFi 2.4 GHz (DSSS-OFDM, 24 Mbps, 99pc duty cycle)	X	4.87	67.44	16.58	0.46	150.0	± 9.6 %
		Y	5.08	67.73	16.87		150.0	
		Z	4.96	67.49	16.69		150.0	
10568-AAA	IEEE 802.11g WiFi 2.4 GHz (DSSS-OFDM, 36 Mbps, 99pc duty cycle)	X	4.76	66.89	16.03	0.46	150.0	± 9.6 %
		Y	4.98	67.15	16.34		150.0	
		Z	4.85	66.93	16.14		150.0	
10569-AAA	IEEE 802.11g WiFi 2.4 GHz (DSSS-OFDM, 48 Mbps, 99pc duty cycle)	X	4.83	67.56	16.65	0.46	150.0	± 9.6 %
		Y	5.02	67.75	16.89		150.0	
		Z	4.91	67.57	16.74		150.0	
10570-AAA	IEEE 802.11g WiFi 2.4 GHz (DSSS-OFDM, 54 Mbps, 99pc duty cycle)	X	4.86	67.40	16.58	0.46	150.0	± 9.6 %
		Y	5.07	67.61	16.84		150.0	
		Z	4.95	67.42	16.68		150.0	
10571-AAA	IEEE 802.11b WiFi 2.4 GHz (DSSS, 1 Mbps, 90pc duty cycle)	X	1.23	64.77	15.07	0.46	130.0	± 9.6 %
		Y	1.36	66.29	16.29		130.0	
		Z	1.26	65.09	15.40		130.0	
10572-AAA	IEEE 802.11b WiFi 2.4 GHz (DSSS, 2 Mbps, 90pc duty cycle)	X	1.25	65.30	15.38	0.46	130.0	± 9.6 %
		Y	1.39	66.93	16.65		130.0	
		Z	1.28	65.66	15.73		130.0	
10573-AAA	IEEE 802.11b WiFi 2.4 GHz (DSSS, 5.5 Mbps, 90pc duty cycle)	X	1.67	78.46	19.14	0.46	130.0	± 9.6 %
		Y	5.69	97.67	26.24		130.0	
		Z	2.12	82.08	20.66		130.0	
10574-AAA	IEEE 802.11b WiFi 2.4 GHz (DSSS, 11 Mbps, 90pc duty cycle)	X	1.35	70.14	17.64	0.46	130.0	± 9.6 %
		Y	1.67	73.70	19.74		130.0	
		Z	1.43	71.03	18.22		130.0	

10575-AAA	IEEE 802.11g WiFi 2.4 GHz (DSSS-OFDM, 6 Mbps, 90pc duty cycle)	X	4.61	66.70	16.21	0.46	130.0	± 9.6 %
		Y	4.80	66.93	16.52		130.0	
		Z	4.68	66.72	16.32		130.0	
10576-AAA	IEEE 802.11g WiFi 2.4 GHz (DSSS-OFDM, 9 Mbps, 90pc duty cycle)	X	4.63	66.85	16.27	0.46	130.0	± 9.6 %
		Y	4.82	67.07	16.57		130.0	
		Z	4.71	66.87	16.38		130.0	
10577-AAA	IEEE 802.11g WiFi 2.4 GHz (DSSS-OFDM, 12 Mbps, 90pc duty cycle)	X	4.82	67.13	16.44	0.46	130.0	± 9.6 %
		Y	5.05	67.39	16.75		130.0	
		Z	4.91	67.17	16.55		130.0	
10578-AAA	IEEE 802.11g WiFi 2.4 GHz (DSSS-OFDM, 18 Mbps, 90pc duty cycle)	X	4.72	67.27	16.53	0.46	130.0	± 9.6 %
		Y	4.94	67.55	16.83		130.0	
		Z	4.81	67.32	16.64		130.0	
10579-AAA	IEEE 802.11g WiFi 2.4 GHz (DSSS-OFDM, 24 Mbps, 90pc duty cycle)	X	4.50	66.59	15.86	0.46	130.0	± 9.6 %
		Y	4.73	66.98	16.24		130.0	
		Z	4.59	66.66	15.99		130.0	
10580-AAA	IEEE 802.11g WiFi 2.4 GHz (DSSS-OFDM, 36 Mbps, 90pc duty cycle)	X	4.54	66.63	15.89	0.46	130.0	± 9.6 %
		Y	4.77	66.95	16.24		130.0	
		Z	4.63	66.68	16.01		130.0	
10581-AAA	IEEE 802.11g WiFi 2.4 GHz (DSSS-OFDM, 48 Mbps, 90pc duty cycle)	X	4.63	67.32	16.48	0.46	130.0	± 9.6 %
		Y	4.85	67.63	16.79		130.0	
		Z	4.71	67.36	16.59		130.0	
10582-AAA	IEEE 802.11g WiFi 2.4 GHz (DSSS-OFDM, 54 Mbps, 90pc duty cycle)	X	4.44	66.35	15.65	0.46	130.0	± 9.6 %
		Y	4.68	66.75	16.05		130.0	
		Z	4.53	66.43	15.79		130.0	
10583-AAB	IEEE 802.11a/h WiFi 5 GHz (OFDM, 6 Mbps, 90pc duty cycle)	X	4.61	66.70	16.21	0.46	130.0	± 9.6 %
		Y	4.80	66.93	16.52		130.0	
		Z	4.68	66.72	16.32		130.0	
10584-AAB	IEEE 802.11a/h WiFi 5 GHz (OFDM, 9 Mbps, 90pc duty cycle)	X	4.63	66.85	16.27	0.46	130.0	± 9.6 %
		Y	4.82	67.07	16.57		130.0	
		Z	4.71	66.87	16.38		130.0	
10585-AAB	IEEE 802.11a/h WiFi 5 GHz (OFDM, 12 Mbps, 90pc duty cycle)	X	4.82	67.13	16.44	0.46	130.0	± 9.6 %
		Y	5.05	67.39	16.75		130.0	
		Z	4.91	67.17	16.55		130.0	
10586-AAB	IEEE 802.11a/h WiFi 5 GHz (OFDM, 18 Mbps, 90pc duty cycle)	X	4.72	67.27	16.53	0.46	130.0	± 9.6 %
		Y	4.94	67.55	16.83		130.0	
		Z	4.81	67.32	16.64		130.0	
10587-AAB	IEEE 802.11a/h WiFi 5 GHz (OFDM, 24 Mbps, 90pc duty cycle)	X	4.50	66.59	15.86	0.46	130.0	± 9.6 %
		Y	4.73	66.98	16.24		130.0	
		Z	4.59	66.66	15.99		130.0	
10588-AAB	IEEE 802.11a/h WiFi 5 GHz (OFDM, 36 Mbps, 90pc duty cycle)	X	4.54	66.63	15.89	0.46	130.0	± 9.6 %
		Y	4.77	66.95	16.24		130.0	
		Z	4.63	66.68	16.01		130.0	
10589-AAB	IEEE 802.11a/h WiFi 5 GHz (OFDM, 48 Mbps, 90pc duty cycle)	X	4.63	67.32	16.48	0.46	130.0	± 9.6 %
		Y	4.85	67.63	16.79		130.0	
		Z	4.71	67.36	16.59		130.0	
10590-AAB	IEEE 802.11a/h WiFi 5 GHz (OFDM, 54 Mbps, 90pc duty cycle)	X	4.44	66.35	15.65	0.46	130.0	± 9.6 %
		Y	4.68	66.75	16.05		130.0	
		Z	4.53	66.43	15.79		130.0	

10591-AAB	IEEE 802.11n (HT Mixed, 20MHz, MCS0, 90pc duty cycle)	X	4.76	66.76	16.32	0.46	130.0	± 9.6 %
		Y	4.94	66.97	16.60		130.0	
		Z	4.83	66.78	16.42		130.0	
10592-AAB	IEEE 802.11n (HT Mixed, 20MHz, MCS1, 90pc duty cycle)	X	4.90	67.08	16.45	0.46	130.0	± 9.6 %
		Y	5.12	67.31	16.72		130.0	
		Z	4.99	67.11	16.55		130.0	
10593-AAB	IEEE 802.11n (HT Mixed, 20MHz, MCS2, 90pc duty cycle)	X	4.82	66.99	16.32	0.46	130.0	± 9.6 %
		Y	5.05	67.27	16.64		130.0	
		Z	4.91	67.03	16.44		130.0	
10594-AAB	IEEE 802.11n (HT Mixed, 20MHz, MCS3, 90pc duty cycle)	X	4.88	67.15	16.48	0.46	130.0	± 9.6 %
		Y	5.10	67.41	16.77		130.0	
		Z	4.97	67.19	16.59		130.0	
10595-AAB	IEEE 802.11n (HT Mixed, 20MHz, MCS4, 90pc duty cycle)	X	4.85	67.11	16.38	0.46	130.0	± 9.6 %
		Y	5.07	67.38	16.68		130.0	
		Z	4.94	67.14	16.49		130.0	
10596-AAB	IEEE 802.11n (HT Mixed, 20MHz, MCS5, 90pc duty cycle)	X	4.78	67.10	16.38	0.46	130.0	± 9.6 %
		Y	5.01	67.39	16.68		130.0	
		Z	4.87	67.15	16.49		130.0	
10597-AAB	IEEE 802.11n (HT Mixed, 20MHz, MCS6, 90pc duty cycle)	X	4.73	67.00	16.26	0.46	130.0	± 9.6 %
		Y	4.96	67.33	16.59		130.0	
		Z	4.82	67.06	16.38		130.0	
10598-AAB	IEEE 802.11n (HT Mixed, 20MHz, MCS7, 90pc duty cycle)	X	4.72	67.22	16.51	0.46	130.0	± 9.6 %
		Y	4.94	67.55	16.83		130.0	
		Z	4.80	67.28	16.63		130.0	
10599-AAB	IEEE 802.11n (HT Mixed, 40MHz, MCS0, 90pc duty cycle)	X	5.42	67.30	16.55	0.46	130.0	± 9.6 %
		Y	5.61	67.56	16.80		130.0	
		Z	5.49	67.33	16.64		130.0	
10600-AAB	IEEE 802.11n (HT Mixed, 40MHz, MCS1, 90pc duty cycle)	X	5.55	67.70	16.72	0.46	130.0	± 9.6 %
		Y	5.79	68.09	17.04		130.0	
		Z	5.65	67.82	16.85		130.0	
10601-AAB	IEEE 802.11n (HT Mixed, 40MHz, MCS2, 90pc duty cycle)	X	5.44	67.45	16.61	0.46	130.0	± 9.6 %
		Y	5.65	67.77	16.89		130.0	
		Z	5.53	67.53	16.73		130.0	
10602-AAB	IEEE 802.11n (HT Mixed, 40MHz, MCS3, 90pc duty cycle)	X	5.54	67.51	16.57	0.46	130.0	± 9.6 %
		Y	5.74	67.78	16.82		130.0	
		Z	5.62	67.54	16.66		130.0	
10603-AAB	IEEE 802.11n (HT Mixed, 40MHz, MCS4, 90pc duty cycle)	X	5.61	67.77	16.83	0.46	130.0	± 9.6 %
		Y	5.83	68.07	17.09		130.0	
		Z	5.70	67.85	16.93		130.0	
10604-AAB	IEEE 802.11n (HT Mixed, 40MHz, MCS5, 90pc duty cycle)	X	5.45	67.33	16.59	0.46	130.0	± 9.6 %
		Y	5.61	67.51	16.80		130.0	
		Z	5.50	67.29	16.64		130.0	
10605-AAB	IEEE 802.11n (HT Mixed, 40MHz, MCS6, 90pc duty cycle)	X	5.54	67.60	16.73	0.46	130.0	± 9.6 %
		Y	5.71	67.82	16.96		130.0	
		Z	5.62	67.65	16.83		130.0	
10606-AAB	IEEE 802.11n (HT Mixed, 40MHz, MCS7, 90pc duty cycle)	X	5.28	66.92	16.25	0.46	130.0	± 9.6 %
		Y	5.50	67.32	16.58		130.0	
		Z	5.38	67.07	16.40		130.0	

10607-AAB	IEEE 802.11ac WiFi (20MHz, MCS0, 90pc duty cycle)	X	4.59	66.03	15.92	0.46	130.0	± 9.6 %
		Y	4.77	66.25	16.20		130.0	
		Z	4.66	66.05	16.02		130.0	
10608-AAB	IEEE 802.11ac WiFi (20MHz, MCS1, 90pc duty cycle)	X	4.76	66.42	16.08	0.46	130.0	± 9.6 %
		Y	4.98	66.67	16.36		130.0	
		Z	4.85	66.45	16.18		130.0	
10609-AAB	IEEE 802.11ac WiFi (20MHz, MCS2, 90pc duty cycle)	X	4.65	66.26	15.92	0.46	130.0	± 9.6 %
		Y	4.87	66.56	16.23		130.0	
		Z	4.74	66.31	16.03		130.0	
10610-AAB	IEEE 802.11ac WiFi (20MHz, MCS3, 90pc duty cycle)	X	4.70	66.42	16.08	0.46	130.0	± 9.6 %
		Y	4.92	66.71	16.38		130.0	
		Z	4.79	66.46	16.19		130.0	
10611-AAB	IEEE 802.11ac WiFi (20MHz, MCS4, 90pc duty cycle)	X	4.62	66.23	15.93	0.46	130.0	± 9.6 %
		Y	4.85	66.54	16.25		130.0	
		Z	4.71	66.28	16.04		130.0	
10612-AAB	IEEE 802.11ac WiFi (20MHz, MCS5, 90pc duty cycle)	X	4.63	66.38	15.97	0.46	130.0	± 9.6 %
		Y	4.86	66.70	16.29		130.0	
		Z	4.72	66.43	16.08		130.0	
10613-AAB	IEEE 802.11ac WiFi (20MHz, MCS6, 90pc duty cycle)	X	4.63	66.26	15.85	0.46	130.0	± 9.6 %
		Y	4.88	66.63	16.20		130.0	
		Z	4.73	66.34	15.98		130.0	
10614-AAB	IEEE 802.11ac WiFi (20MHz, MCS7, 90pc duty cycle)	X	4.57	66.43	16.07	0.46	130.0	± 9.6 %
		Y	4.80	66.78	16.40		130.0	
		Z	4.66	66.50	16.19		130.0	
10615-AAB	IEEE 802.11ac WiFi (20MHz, MCS8, 90pc duty cycle)	X	4.62	66.08	15.71	0.46	130.0	± 9.6 %
		Y	4.85	66.39	16.04		130.0	
		Z	4.71	66.12	15.83		130.0	
10616-AAB	IEEE 802.11ac WiFi (40MHz, MCS0, 90pc duty cycle)	X	5.23	66.50	16.13	0.46	130.0	± 9.6 %
		Y	5.42	66.79	16.39		130.0	
		Z	5.31	66.56	16.23		130.0	
10617-AAB	IEEE 802.11ac WiFi (40MHz, MCS1, 90pc duty cycle)	X	5.30	66.69	16.20	0.46	130.0	± 9.6 %
		Y	5.47	66.89	16.41		130.0	
		Z	5.37	66.73	16.29		130.0	
10618-AAB	IEEE 802.11ac WiFi (40MHz, MCS2, 90pc duty cycle)	X	5.18	66.68	16.21	0.46	130.0	± 9.6 %
		Y	5.37	66.96	16.46		130.0	
		Z	5.26	66.73	16.30		130.0	
10619-AAB	IEEE 802.11ac WiFi (40MHz, MCS3, 90pc duty cycle)	X	5.20	66.49	16.05	0.46	130.0	± 9.6 %
		Y	5.40	66.81	16.33		130.0	
		Z	5.29	66.58	16.16		130.0	
10620-AAB	IEEE 802.11ac WiFi (40MHz, MCS4, 90pc duty cycle)	X	5.28	66.53	16.12	0.46	130.0	± 9.6 %
		Y	5.51	66.90	16.42		130.0	
		Z	5.38	66.62	16.24		130.0	
10621-AAB	IEEE 802.11ac WiFi (40MHz, MCS5, 90pc duty cycle)	X	5.29	66.66	16.30	0.46	130.0	± 9.6 %
		Y	5.48	66.94	16.55		130.0	
		Z	5.37	66.71	16.39		130.0	
10622-AAB	IEEE 802.11ac WiFi (40MHz, MCS6, 90pc duty cycle)	X	5.30	66.81	16.37	0.46	130.0	± 9.6 %
		Y	5.48	67.05	16.60		130.0	
		Z	5.38	66.87	16.47		130.0	

10623-AAB	IEEE 802.11ac WiFi (40MHz, MCS7, 90pc duty cycle)	X	5.18	66.36	16.02	0.46	130.0	± 9.6 %
		Y	5.37	66.67	16.30		130.0	
		Z	5.26	66.42	16.12		130.0	
10624-AAB	IEEE 802.11ac WiFi (40MHz, MCS8, 90pc duty cycle)	X	5.37	66.56	16.19	0.46	130.0	± 9.6 %
		Y	5.56	66.83	16.44		130.0	
		Z	5.45	66.62	16.29		130.0	
10625-AAB	IEEE 802.11ac WiFi (40MHz, MCS9, 90pc duty cycle)	X	5.70	67.43	16.67	0.46	130.0	± 9.6 %
		Y	5.96	67.86	17.00		130.0	
		Z	5.85	67.68	16.87		130.0	
10626-AAB	IEEE 802.11ac WiFi (80MHz, MCS0, 90pc duty cycle)	X	5.53	66.58	16.10	0.46	130.0	± 9.6 %
		Y	5.67	66.83	16.33		130.0	
		Z	5.59	66.62	16.19		130.0	
10627-AAB	IEEE 802.11ac WiFi (80MHz, MCS1, 90pc duty cycle)	X	5.76	67.13	16.34	0.46	130.0	± 9.6 %
		Y	5.92	67.36	16.55		130.0	
		Z	5.84	67.20	16.44		130.0	
10628-AAB	IEEE 802.11ac WiFi (80MHz, MCS2, 90pc duty cycle)	X	5.55	66.65	16.04	0.46	130.0	± 9.6 %
		Y	5.74	67.01	16.32		130.0	
		Z	5.64	66.75	16.15		130.0	
10629-AAB	IEEE 802.11ac WiFi (80MHz, MCS3, 90pc duty cycle)	X	5.63	66.70	16.06	0.46	130.0	± 9.6 %
		Y	5.82	67.06	16.34		130.0	
		Z	5.73	66.85	16.20		130.0	
10630-AAB	IEEE 802.11ac WiFi (80MHz, MCS4, 90pc duty cycle)	X	6.02	68.08	16.75	0.46	130.0	± 9.6 %
		Y	6.35	68.81	17.22		130.0	
		Z	6.21	68.47	17.01		130.0	
10631-AAB	IEEE 802.11ac WiFi (80MHz, MCS5, 90pc duty cycle)	X	5.93	67.91	16.85	0.46	130.0	± 9.6 %
		Y	6.22	68.49	17.23		130.0	
		Z	6.07	68.13	17.02		130.0	
10632-AAB	IEEE 802.11ac WiFi (80MHz, MCS6, 90pc duty cycle)	X	5.73	67.18	16.51	0.46	130.0	± 9.6 %
		Y	5.89	67.41	16.70		130.0	
		Z	5.80	67.23	16.59		130.0	
10633-AAB	IEEE 802.11ac WiFi (80MHz, MCS7, 90pc duty cycle)	X	5.62	66.81	16.15	0.46	130.0	± 9.6 %
		Y	5.83	67.22	16.45		130.0	
		Z	5.70	66.89	16.25		130.0	
10634-AAB	IEEE 802.11ac WiFi (80MHz, MCS8, 90pc duty cycle)	X	5.60	66.83	16.22	0.46	130.0	± 9.6 %
		Y	5.80	67.20	16.49		130.0	
		Z	5.68	66.91	16.32		130.0	
10635-AAB	IEEE 802.11ac WiFi (80MHz, MCS9, 90pc duty cycle)	X	5.49	66.20	15.64	0.46	130.0	± 9.6 %
		Y	5.70	66.62	15.97		130.0	
		Z	5.57	66.30	15.76		130.0	
10636-AAC	IEEE 802.11ac WiFi (160MHz, MCS0, 90pc duty cycle)	X	5.94	66.94	16.20	0.46	130.0	± 9.6 %
		Y	6.08	67.21	16.43		130.0	
		Z	6.01	67.01	16.29		130.0	
10637-AAC	IEEE 802.11ac WiFi (160MHz, MCS1, 90pc duty cycle)	X	6.09	67.31	16.37	0.46	130.0	± 9.6 %
		Y	6.25	67.59	16.60		130.0	
		Z	6.17	67.39	16.47		130.0	
10638-AAC	IEEE 802.11ac WiFi (160MHz, MCS2, 90pc duty cycle)	X	6.09	67.29	16.33	0.46	130.0	± 9.6 %
		Y	6.24	67.57	16.56		130.0	
		Z	6.16	67.36	16.43		130.0	

10639-AAC	IEEE 802.11ac WiFi (160MHz, MCS3, 90pc duty cycle)	X	6.07	67.23	16.35	0.46	130.0	± 9.6 %
		Y	6.24	67.58	16.61		130.0	
		Z	6.15	67.32	16.46		130.0	
10640-AAC	IEEE 802.11ac WiFi (160MHz, MCS4, 90pc duty cycle)	X	6.07	67.24	16.30	0.46	130.0	± 9.6 %
		Y	6.27	67.66	16.60		130.0	
		Z	6.16	67.36	16.42		130.0	
10641-AAC	IEEE 802.11ac WiFi (160MHz, MCS5, 90pc duty cycle)	X	6.12	67.17	16.28	0.46	130.0	± 9.6 %
		Y	6.27	67.42	16.50		130.0	
		Z	6.19	67.22	16.37		130.0	
10642-AAC	IEEE 802.11ac WiFi (160MHz, MCS6, 90pc duty cycle)	X	6.15	67.40	16.56	0.46	130.0	± 9.6 %
		Y	6.33	67.71	16.80		130.0	
		Z	6.23	67.48	16.66		130.0	
10643-AAC	IEEE 802.11ac WiFi (160MHz, MCS7, 90pc duty cycle)	X	6.00	67.10	16.31	0.46	130.0	± 9.6 %
		Y	6.17	67.42	16.57		130.0	
		Z	6.07	67.18	16.41		130.0	
10644-AAC	IEEE 802.11ac WiFi (160MHz, MCS8, 90pc duty cycle)	X	6.14	67.54	16.55	0.46	130.0	± 9.6 %
		Y	6.39	68.09	16.93		130.0	
		Z	6.25	67.74	16.71		130.0	
10645-AAC	IEEE 802.11ac WiFi (160MHz, MCS9, 90pc duty cycle)	X	6.37	67.87	16.68	0.46	130.0	± 9.6 %
		Y	6.75	68.70	17.18		130.0	
		Z	6.71	68.64	17.12		130.0	
10646-AAD	LTE-TDD (SC-FDMA, 1 RB, 5 MHz, QPSK, UL Subframe=2,7)	X	52.73	128.49	41.99	9.30	60.0	± 9.6 %
		Y	32.04	112.77	37.15		60.0	
		Z	46.55	124.28	40.70		60.0	
10647-AAC	LTE-TDD (SC-FDMA, 1 RB, 20 MHz, QPSK, UL Subframe=2,7)	X	50.70	128.57	42.19	9.30	60.0	± 9.6 %
		Y	33.96	114.91	37.91		60.0	
		Z	46.47	125.17	41.11		60.0	
10648-AAA	CDMA2000 (1x Advanced)	X	0.58	61.87	9.06	0.00	150.0	± 9.6 %
		Y	0.76	64.26	11.57		150.0	
		Z	0.64	62.51	9.86		150.0	
10652-AAB	LTE-TDD (OFDMA, 5 MHz, E-TM 3.1, Clipping 44%)	X	4.10	68.19	16.78	2.23	80.0	± 9.6 %
		Y	4.52	68.90	17.43		80.0	
		Z	4.21	68.32	17.00		80.0	
10653-AAB	LTE-TDD (OFDMA, 10 MHz, E-TM 3.1, Clipping 44%)	X	4.60	67.52	16.98	2.23	80.0	± 9.6 %
		Y	4.98	68.15	17.48		80.0	
		Z	4.71	67.63	17.14		80.0	
10654-AAB	LTE-TDD (OFDMA, 15 MHz, E-TM 3.1, Clipping 44%)	X	4.57	67.19	17.00	2.23	80.0	± 9.6 %
		Y	4.91	67.83	17.47		80.0	
		Z	4.66	67.30	17.15		80.0	
10655-AAB	LTE-TDD (OFDMA, 20 MHz, E-TM 3.1, Clipping 44%)	X	4.63	67.17	17.04	2.23	80.0	± 9.6 %
		Y	4.97	67.86	17.52		80.0	
		Z	4.72	67.30	17.19		80.0	
10658-AAA	Pulse Waveform (200Hz, 10%)	X	21.51	94.36	24.67	10.00	50.0	± 9.6 %
		Y	11.91	84.74	23.00		50.0	
		Z	18.15	91.90	24.27		50.0	
10659-AAA	Pulse Waveform (200Hz, 20%)	X	100.00	114.14	28.15	6.99	60.0	± 9.6 %
		Y	26.50	98.27	25.77		60.0	
		Z	100.00	115.09	28.80		60.0	

10660-AAA	Pulse Waveform (200Hz, 40%)	X	100.00	111.33	25.43	3.98	80.0	± 9.6 %
		Y	100.00	115.92	28.23		80.0	
		Z	100.00	112.30	26.01		80.0	
10661-AAA	Pulse Waveform (200Hz, 60%)	X	100.00	110.55	23.78	2.22	100.0	± 9.6 %
		Y	100.00	116.59	27.01		100.0	
		Z	100.00	111.76	24.43		100.0	
10662-AAA	Pulse Waveform (200Hz, 80%)	X	100.00	108.74	21.34	0.97	120.0	± 9.6 %
		Y	100.00	120.28	26.61		120.0	
		Z	100.00	110.89	22.32		120.0	

[E] Uncertainty is determined using the max. deviation from linear response applying rectangular distribution and is expressed for the square of the field value.

Calibration Laboratory of
Schmid & Partner
Engineering AG
Zeughausstrasse 43, 8004 Zurich, Switzerland

S Schweizerischer Kalibrierdienst
C Service suisse d'étalonnage
S Servizio svizzero di taratura
Swiss Calibration Service

Accredited by the Swiss Accreditation Service (SAS)
The Swiss Accreditation Service is one of the signatories to the EA Multilateral Agreement for the recognition of calibration certificates

Accreditation No.: SCS 0108

Client **PC Test**

Certificate No: ES3-3287_Sep17

CALIBRATION CERTIFICATE

Object	ES3DV3 - SN:3287
Calibration procedure(s)	QA CAL-01.v9, QA CAL-23.v5, QA CAL-25.v6 Calibration procedure for dosimetric E-field probes
Calibration date:	September 18, 2017

SC ✓
10/03/2017

This calibration certificate documents the traceability to national standards, which realize the physical units of measurements (SI).
The measurements and the uncertainties with confidence probability are given on the following pages and are part of the certificate.

All calibrations have been conducted in the closed laboratory facility: environment temperature (22 ± 3)°C and humidity < 70%.

Calibration Equipment used (M&TE critical for calibration)

Primary Standards	ID	Cal Date (Certificate No.)	Scheduled Calibration
Power meter NRP	SN: 104778	04-Apr-17 (No. 217-02521/02522)	Apr-18
Power sensor NRP-Z91	SN: 103244	04-Apr-17 (No. 217-02521)	Apr-18
Power sensor NRP-Z91	SN: 103245	04-Apr-17 (No. 217-02525)	Apr-18
Reference 20 dB Attenuator	SN: S5277 (20x)	07-Apr-17 (No. 217-02528)	Apr-18
Reference Probe ES3DV2	SN: 3013	31-Dec-16 (No. ES3-3013_Dec16)	Dec-17
DAE4	SN: 660	7-Dec-16 (No. DAE4-660_Dec16)	Dec-17
Secondary Standards	ID	Check Date (in house)	Scheduled Check
Power meter E4419B	SN: GB41293874	06-Apr-16 (in house check Jun-16)	In house check: Jun-18
Power sensor E4412A	SN: MY41498087	06-Apr-16 (in house check Jun-16)	In house check: Jun-18
Power sensor E4412A	SN: 000110210	06-Apr-16 (in house check Jun-16)	In house check: Jun-18
RF generator HP 8648C	SN: US3642U01700	04-Aug-99 (in house check Jun-16)	In house check: Jun-18
Network Analyzer HP 8753E	SN: US37390585	18-Oct-01 (in house check Oct-16)	In house check: Oct-17

	Name	Function	Signature
Calibrated by:	Leif Klysner	Laboratory Technician	
Approved by:	Katja Pokovic	Technical Manager	

Issued: September 19, 2017

This calibration certificate shall not be reproduced except in full without written approval of the laboratory.

Glossary:

TSL	tissue simulating liquid
NORMx,y,z	sensitivity in free space
ConvF	sensitivity in TSL / NORMx,y,z
DCP	diode compression point
CF	crest factor (1/duty_cycle) of the RF signal
A, B, C, D	modulation dependent linearization parameters
Polarization φ	φ rotation around probe axis
Polarization ϑ	ϑ rotation around an axis that is in the plane normal to probe axis (at measurement center), i.e., ϑ = 0 is normal to probe axis
Connector Angle	information used in DASY system to align probe sensor X to the robot coordinate system

Calibration is Performed According to the Following Standards:

a) IEEE Std 1528-2013, "IEEE Recommended Practice for Determining the Peak Spatial-Averaged Specific Absorption Rate (SAR) in the Human Head from Wireless Communications Devices: Measurement Techniques", June 2013
b) IEC 62209-1, ", "Measurement procedure for the assessment of Specific Absorption Rate (SAR) from hand-held and body-mounted devices used next to the ear (frequency range of 300 MHz to 6 GHz)", July 2016
c) IEC 62209-2, "Procedure to determine the Specific Absorption Rate (SAR) for wireless communication devices used in close proximity to the human body (frequency range of 30 MHz to 6 GHz)", March 2010
d) KDB 865664, "SAR Measurement Requirements for 100 MHz to 6 GHz"

Methods Applied and Interpretation of Parameters:

- *NORMx,y,z:* Assessed for E-field polarization ϑ = 0 (f ≤ 900 MHz in TEM-cell; f > 1800 MHz: R22 waveguide). NORMx,y,z are only intermediate values, i.e., the uncertainties of NORMx,y,z does not affect the E^2-field uncertainty inside TSL (see below *ConvF*).
- *NORM(f)x,y,z = NORMx,y,z * frequency_response* (see Frequency Response Chart). This linearization is implemented in DASY4 software versions later than 4.2. The uncertainty of the frequency response is included in the stated uncertainty of *ConvF*.
- *DCPx,y,z:* DCP are numerical linearization parameters assessed based on the data of power sweep with CW signal (no uncertainty required). DCP does not depend on frequency nor media.
- *PAR:* PAR is the Peak to Average Ratio that is not calibrated but determined based on the signal characteristics
- *Ax,y,z; Bx,y,z; Cx,y,z; Dx,y,z; VRx,y,z: A, B, C, D* are numerical linearization parameters assessed based on the data of power sweep for specific modulation signal. The parameters do not depend on frequency nor media. *VR* is the maximum calibration range expressed in RMS voltage across the diode.
- *ConvF and Boundary Effect Parameters:* Assessed in flat phantom using E-field (or Temperature Transfer Standard for f ≤ 800 MHz) and inside waveguide using analytical field distributions based on power measurements for f > 800 MHz. The same setups are used for assessment of the parameters applied for boundary compensation (alpha, depth) of which typical uncertainty values are given. These parameters are used in DASY4 software to improve probe accuracy close to the boundary. The sensitivity in TSL corresponds to *NORMx,y,z * ConvF* whereby the uncertainty corresponds to that given for *ConvF*. A frequency dependent *ConvF* is used in DASY version 4.4 and higher which allows extending the validity from ± 50 MHz to ± 100 MHz.
- *Spherical isotropy (3D deviation from isotropy)*: in a field of low gradients realized using a flat phantom exposed by a patch antenna.
- *Sensor Offset*: The sensor offset corresponds to the offset of virtual measurement center from the probe tip (on probe axis). No tolerance required.
- *Connector Angle*: The angle is assessed using the information gained by determining the *NORMx* (no uncertainty required).

Probe ES3DV3

SN:3287

Manufactured: June 7, 2010
Calibrated: September 18, 2017

Calibrated for DASY/EASY Systems
(Note: non-compatible with DASY2 system!)

DASY/EASY - Parameters of Probe: ES3DV3 - SN:3287

Basic Calibration Parameters

	Sensor X	Sensor Y	Sensor Z	Unc (k=2)
Norm ($\mu V/(V/m)^2$)[A]	0.87	0.98	1.00	± 10.1 %
DCP (mV)[B]	107.7	103.1	105.0	

Modulation Calibration Parameters

UID	Communication System Name		A dB	B dB$\sqrt{\mu V}$	C	D dB	VR mV	Unc[E] (k=2)
0	CW	X	0.0	0.0	1.0	0.00	191.5	±3.3 %
		Y	0.0	0.0	1.0		198.9	
		Z	0.0	0.0	1.0		180.8	

Note: For details on UID parameters see Appendix.

Sensor Model Parameters

	C1 fF	C2 fF	α V^{-1}	T1 $ms.V^{-2}$	T2 $ms.V^{-1}$	T3 ms	T4 V^{-2}	T5 V^{-1}	T6
X	54.28	378.7	33.99	28.46	2.430	5.072	1.313	0.408	1.009
Y	59.16	422.2	35.13	29.85	3.583	5.094	0.041	0.732	1.008
Z	43.70	307.8	34.40	28.00	2.236	5.100	1.282	0.347	1.010

The reported uncertainty of measurement is stated as the standard uncertainty of measurement multiplied by the coverage factor k=2, which for a normal distribution corresponds to a coverage probability of approximately 95%.

[A] The uncertainties of Norm X,Y,Z do not affect the E^2-field uncertainty inside TSL (see Pages 5 and 6).
[B] Numerical linearization parameter: uncertainty not required.
[E] Uncertainty is determined using the max. deviation from linear response applying rectangular distribution and is expressed for the square of the field value.

DASY/EASY - Parameters of Probe: ES3DV3 - SN:3287

Calibration Parameter Determined in Head Tissue Simulating Media

f (MHz) [C]	Relative Permittivity [F]	Conductivity (S/m) [F]	ConvF X	ConvF Y	ConvF Z	Alpha [G]	Depth [G] (mm)	Unc (k=2)
750	41.9	0.89	7.00	7.00	7.00	0.26	1.80	± 12.0 %
835	41.5	0.90	6.70	6.70	6.70	0.56	1.23	± 12.0 %
1750	40.1	1.37	5.57	5.57	5.57	0.53	1.28	± 12.0 %
1900	40.0	1.40	5.34	5.34	5.34	0.41	1.52	± 12.0 %
2300	39.5	1.67	4.94	4.94	4.94	0.42	1.57	± 12.0 %
2450	39.2	1.80	4.64	4.64	4.64	0.55	1.39	± 12.0 %
2600	39.0	1.96	4.44	4.44	4.44	0.58	1.43	± 12.0 %

[C] Frequency validity above 300 MHz of ± 100 MHz only applies for DASY v4.4 and higher (see Page 2), else it is restricted to ± 50 MHz. The uncertainty is the RSS of the ConvF uncertainty at calibration frequency and the uncertainty for the indicated frequency band. Frequency validity below 300 MHz is ± 10, 25, 40, 50 and 70 MHz for ConvF assessments at 30, 64, 128, 150 and 220 MHz respectively. Above 5 GHz frequency validity can be extended to ± 110 MHz.

[F] At frequencies below 3 GHz, the validity of tissue parameters (ε and σ) can be relaxed to ± 10% if liquid compensation formula is applied to measured SAR values. At frequencies above 3 GHz, the validity of tissue parameters (ε and σ) is restricted to ± 5%. The uncertainty is the RSS of the ConvF uncertainty for indicated target tissue parameters.

[G] Alpha/Depth are determined during calibration. SPEAG warrants that the remaining deviation due to the boundary effect after compensation is always less than ± 1% for frequencies below 3 GHz and below ± 2% for frequencies between 3-6 GHz at any distance larger than half the probe tip diameter from the boundary.

DASY/EASY - Parameters of Probe: ES3DV3 - SN:3287

Calibration Parameter Determined in Body Tissue Simulating Media

f (MHz) [C]	Relative Permittivity [F]	Conductivity (S/m) [F]	ConvF X	ConvF Y	ConvF Z	Alpha [G]	Depth [G] (mm)	Unc (k=2)
750	55.5	0.96	6.71	6.71	6.71	0.45	1.38	± 12.0 %
835	55.2	0.97	6.56	6.56	6.56	0.80	1.05	± 12.0 %
1750	53.4	1.49	5.19	5.19	5.19	0.37	1.73	± 12.0 %
1900	53.3	1.52	5.00	5.00	5.00	0.47	1.51	± 12.0 %
2300	52.9	1.81	4.66	4.66	4.66	0.59	1.36	± 12.0 %
2450	52.7	1.95	4.47	4.47	4.47	0.55	1.20	± 12.0 %
2600	52.5	2.16	4.28	4.28	4.28	0.50	1.20	± 12.0 %

[C] Frequency validity above 300 MHz of ± 100 MHz only applies for DASY v4.4 and higher (see Page 2), else it is restricted to ± 50 MHz. The uncertainty is the RSS of the ConvF uncertainty at calibration frequency and the uncertainty for the indicated frequency band. Frequency validity below 300 MHz is ± 10, 25, 40, 50 and 70 MHz for ConvF assessments at 30, 64, 128, 150 and 220 MHz respectively. Above 5 GHz frequency validity can be extended to ± 110 MHz.

[F] At frequencies below 3 GHz, the validity of tissue parameters (ε and σ) can be relaxed to ± 10% if liquid compensation formula is applied to measured SAR values. At frequencies above 3 GHz, the validity of tissue parameters (ε and σ) is restricted to ± 5%. The uncertainty is the RSS of the ConvF uncertainty for indicated target tissue parameters.

[G] Alpha/Depth are determined during calibration. SPEAG warrants that the remaining deviation due to the boundary effect after compensation is always less than ± 1% for frequencies below 3 GHz and below ± 2% for frequencies between 3-6 GHz at any distance larger than half the probe tip diameter from the boundary.

Frequency Response of E-Field

(TEM-Cell:ifi110 EXX, Waveguide: R22)

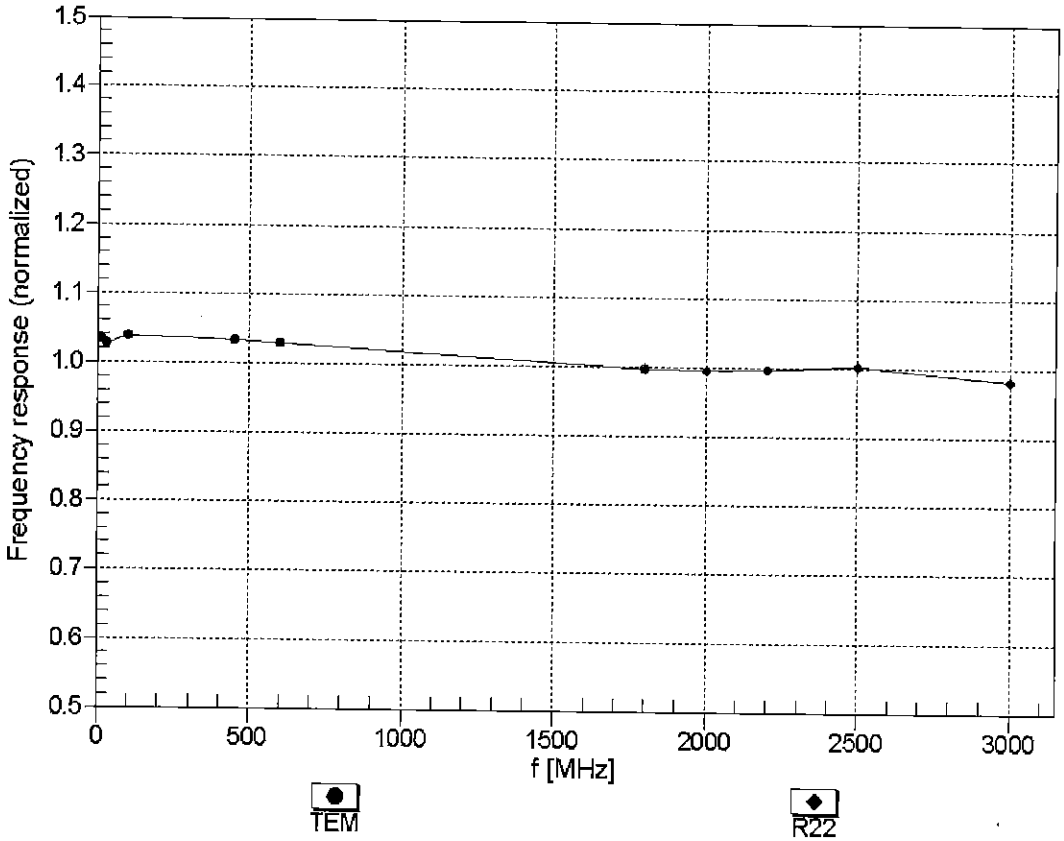

Uncertainty of Frequency Response of E-field: ± 6.3% (k=2)

Receiving Pattern (ϕ), ϑ = 0°

f=600 MHz,TEM

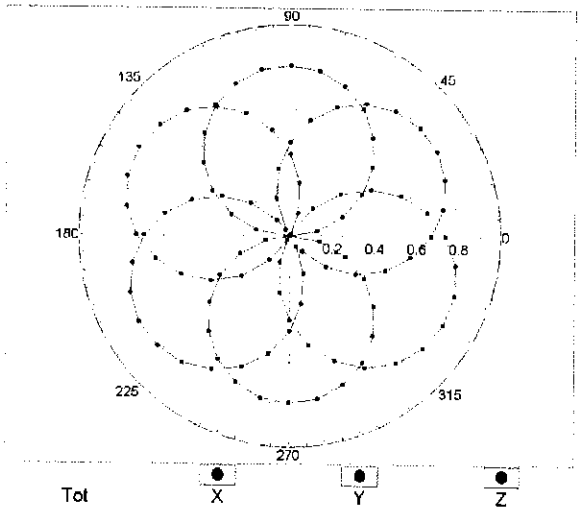

f=1800 MHz,R22

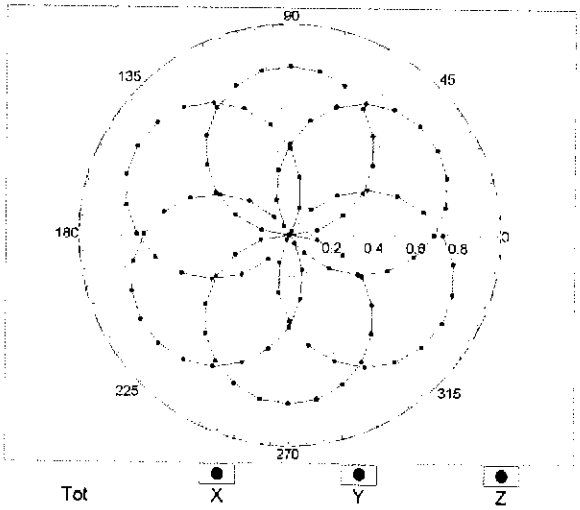

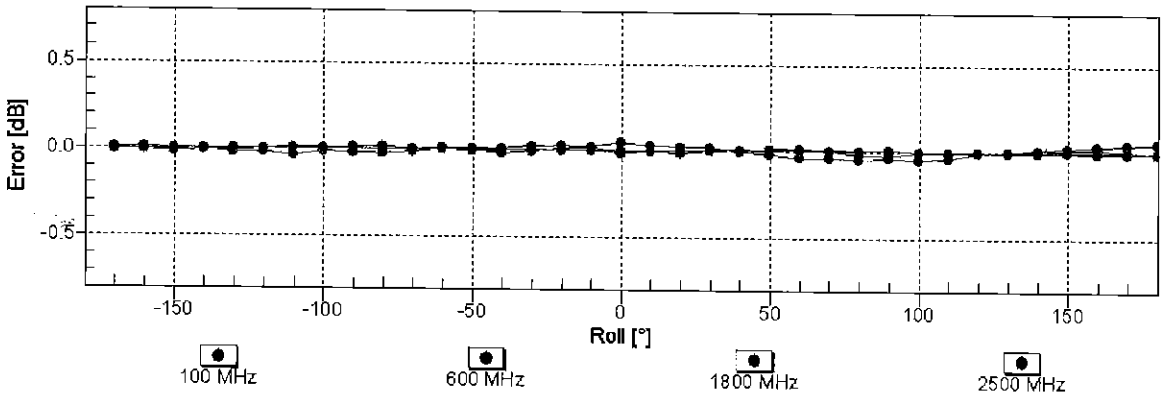

Uncertainty of Axial Isotropy Assessment: ± 0.5% (k=2)

Dynamic Range f(SAR_{head})

(TEM cell , f_{eval}= 1900 MHz)

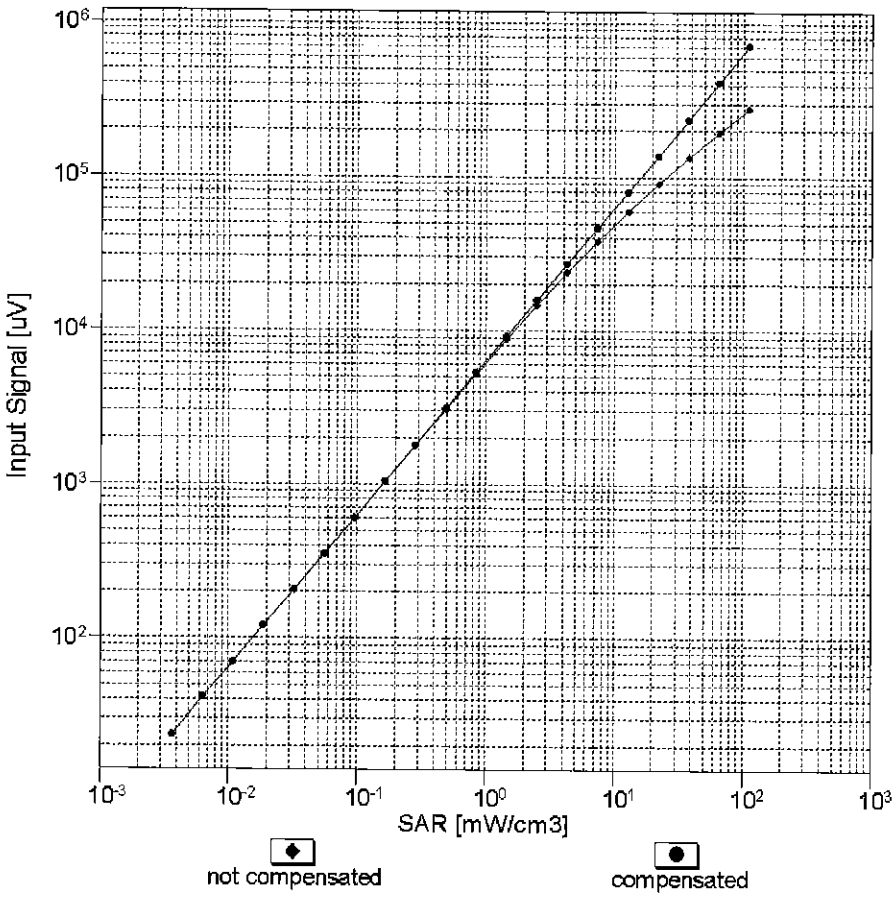

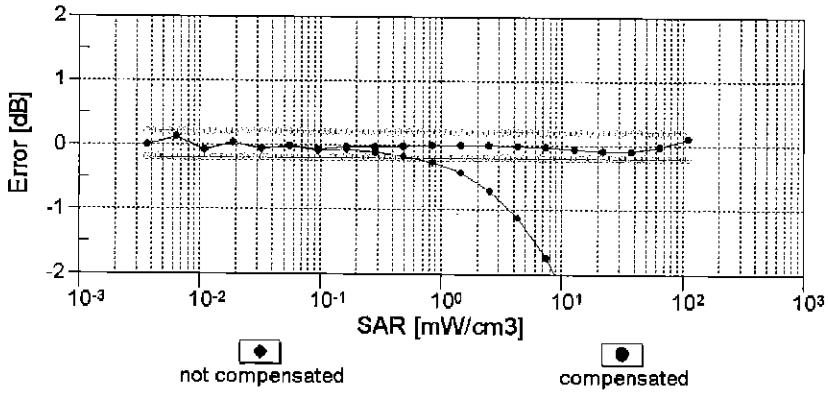

Uncertainty of Linearity Assessment: ± 0.6% (k=2)

Conversion Factor Assessment

f = 835 MHz,WGLS R9 (H_convF)

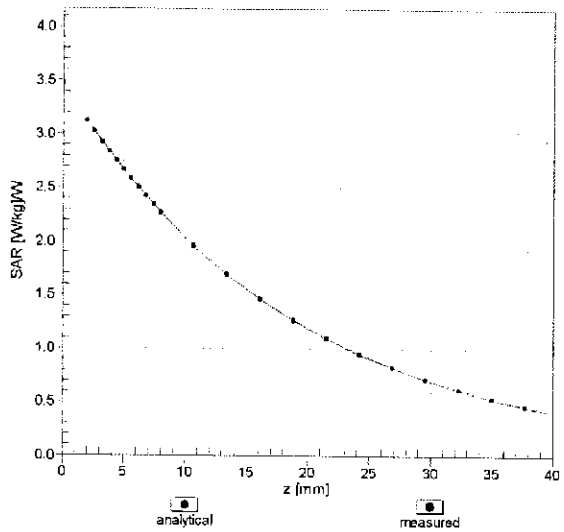

f = 1900 MHz,WGLS R22 (H_convF)

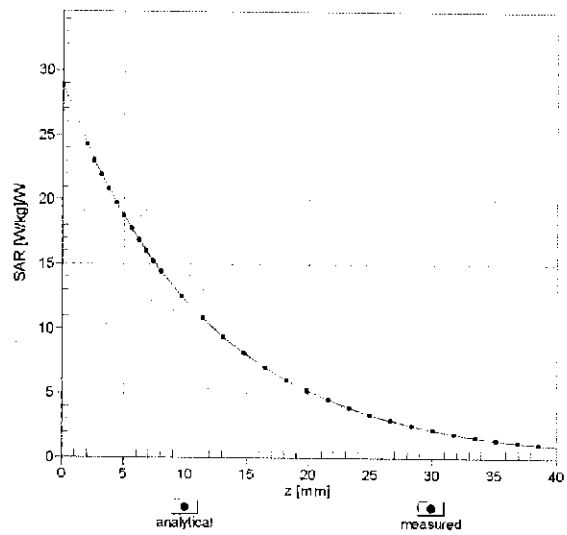

Deviation from Isotropy in Liquid

Error (ϕ, ϑ), f = 900 MHz

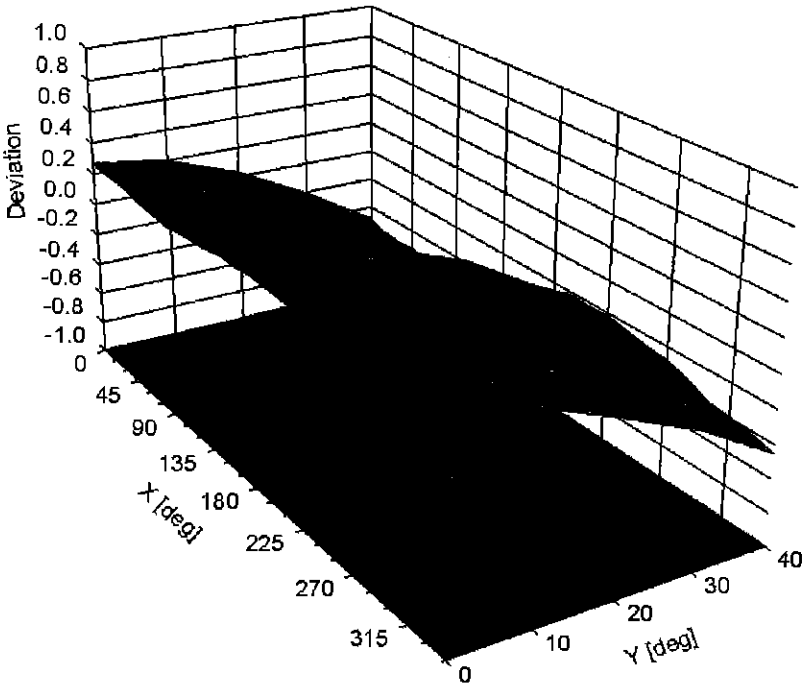



Uncertainty of Spherical Isotropy Assessment: ± 2.6% (k=2)

DASY/EASY - Parameters of Probe: ES3DV3 - SN:3287

Other Probe Parameters

Sensor Arrangement	Triangular
Connector Angle (°)	89.6
Mechanical Surface Detection Mode	enabled
Optical Surface Detection Mode	disabled
Probe Overall Length	337 mm
Probe Body Diameter	10 mm
Tip Length	10 mm
Tip Diameter	4 mm
Probe Tip to Sensor X Calibration Point	2 mm
Probe Tip to Sensor Y Calibration Point	2 mm
Probe Tip to Sensor Z Calibration Point	2 mm
Recommended Measurement Distance from Surface	3 mm

Appendix: Modulation Calibration Parameters

UID	Communication System Name		A dB	B dB√μV	C	D dB	VR mV	Max Unc[E] (k=2)
0	CW	X	0.00	0.00	1.00	0.00	191.5	± 3.3 %
		Y	0.00	0.00	1.00		198.9	
		Z	0.00	0.00	1.00		180.8	
10010-CAA	SAR Validation (Square, 100ms, 10ms)	X	10.31	82.54	19.92	10.00	25.0	± 9.6 %
		Y	9.70	81.57	20.65		25.0	
		Z	13.02	86.61	21.44		25.0	
10011-CAB	UMTS-FDD (WCDMA)	X	1.65	76.64	20.39	0.00	150.0	± 9.6 %
		Y	1.11	68.31	15.89		150.0	
		Z	1.20	70.53	17.08		150.0	
10012-CAB	IEEE 802.11b WiFi 2.4 GHz (DSSS, 1 Mbps)	X	1.42	67.62	17.77	0.41	150.0	± 9.6 %
		Y	1.35	65.44	16.09		150.0	
		Z	1.35	66.18	16.60		150.0	
10013-CAB	IEEE 802.11g WiFi 2.4 GHz (DSSS-OFDM, 6 Mbps)	X	5.13	67.63	17.69	1.46	150.0	± 9.6 %
		Y	5.21	67.37	17.49		150.0	
		Z	5.05	67.67	17.63		150.0	
10021-DAC	GSM-FDD (TDMA, GMSK)	X	36.11	104.66	28.70	9.39	50.0	± 9.6 %
		Y	17.06	92.75	26.26		50.0	
		Z	74.47	117.68	32.39		50.0	
10023-DAC	GPRS-FDD (TDMA, GMSK, TN 0)	X	29.01	100.99	27.69	9.57	50.0	± 9.6 %
		Y	15.70	91.12	25.76		50.0	
		Z	50.86	111.27	30.76		50.0	
10024-DAC	GPRS-FDD (TDMA, GMSK, TN 0-1)	X	100.00	118.25	30.37	6.56	60.0	± 9.6 %
		Y	79.14	117.46	31.45		60.0	
		Z	100.00	119.51	30.92		60.0	
10025-DAC	EDGE-FDD (TDMA, 8PSK, TN 0)	X	18.01	104.77	39.73	12.57	50.0	± 9.6 %
		Y	13.85	93.70	35.01		50.0	
		Z	19.28	108.70	41.83		50.0	
10026-DAC	EDGE-FDD (TDMA, 8PSK, TN 0-1)	X	22.37	106.73	36.71	9.56	60.0	± 9.6 %
		Y	15.21	95.13	32.50		60.0	
		Z	23.85	109.99	38.29		60.0	
10027-DAC	GPRS-FDD (TDMA, GMSK, TN 0-1-2)	X	100.00	117.60	29.16	4.80	80.0	± 9.6 %
		Y	100.00	119.86	30.73		80.0	
		Z	100.00	118.96	29.76		80.0	
10028-DAC	GPRS-FDD (TDMA, GMSK, TN 0-1-2-3)	X	100.00	118.56	28.79	3.55	100.0	± 9.6 %
		Y	100.00	119.98	29.90		100.0	
		Z	100.00	119.90	29.38		100.0	
10029-DAC	EDGE-FDD (TDMA, 8PSK, TN 0-1-2)	X	14.79	97.42	32.53	7.80	80.0	± 9.6 %
		Y	11.52	89.75	29.55		80.0	
		Z	14.18	97.61	32.99		80.0	
10030-CAA	IEEE 802.15.1 Bluetooth (GFSK, DH1)	X	100.00	116.89	29.16	5.30	70.0	± 9.6 %
		Y	100.00	119.53	30.94		70.0	
		Z	100.00	118.05	29.66		70.0	
10031-CAA	IEEE 802.15.1 Bluetooth (GFSK, DH3)	X	100.00	122.60	28.99	1.88	100.0	± 9.6 %
		Y	100.00	121.51	28.91		100.0	
		Z	100.00	122.48	28.93		100.0	

10032-CAA	IEEE 802.15.1 Bluetooth (GFSK, DH5)	X	100.00	133.16	32.27	1.17	100.0	± 9.6 %
		Y	100.00	126.43	29.83		100.0	
		Z	100.00	130.02	30.96		100.0	
10033-CAA	IEEE 802.15.1 Bluetooth (PI/4-DQPSK, DH1)	X	32.57	106.74	29.49	5.30	70.0	± 9.6 %
		Y	13.39	91.56	25.42		70.0	
		Z	28.98	104.37	28.55		70.0	
10034-CAA	IEEE 802.15.1 Bluetooth (PI/4-DQPSK, DH3)	X	45.93	114.88	30.10	1.88	100.0	± 9.6 %
		Y	7.50	87.12	22.45		100.0	
		Z	20.04	100.44	25.46		100.0	
10035-CAA	IEEE 802.15.1 Bluetooth (PI/4-DQPSK, DH5)	X	21.96	105.92	27.68	1.17	100.0	± 9.6 %
		Y	4.51	81.47	20.26		100.0	
		Z	9.42	91.44	22.56		100.0	
10036-CAA	IEEE 802.15.1 Bluetooth (8-DPSK, DH1)	X	45.23	112.33	31.05	5.30	70.0	± 9.6 %
		Y	15.39	94.09	26.30		70.0	
		Z	38.95	109.34	29.96		70.0	
10037-CAA	IEEE 802.15.1 Bluetooth (8-DPSK, DH3)	X	39.94	112.82	29.55	1.88	100.0	± 9.6 %
		Y	7.15	86.45	22.19		100.0	
		Z	17.08	98.28	24.84		100.0	
10038-CAA	IEEE 802.15.1 Bluetooth (8-DPSK, DH5)	X	24.74	108.13	28.38	1.17	100.0	± 9.6 %
		Y	4.66	82.21	20.61		100.0	
		Z	9.87	92.45	22.99		100.0	
10039-CAB	CDMA2000 (1xRTT, RC1)	X	7.01	92.94	24.21	0.00	150.0	± 9.6 %
		Y	2.15	73.76	17.15		150.0	
		Z	2.61	77.73	17.80		150.0	
10042-CAB	IS-54 / IS-136 FDD (TDMA/FDM, PI/4-DQPSK, Halfrate)	X	100.00	117.06	30.06	7.78	50.0	± 9.6 %
		Y	33.54	102.85	27.66		50.0	
		Z	100.00	118.08	30.50		50.0	
10044-CAA	IS-91/EIA/TIA-553 FDD (FDMA, FM)	X	0.00	127.60	2.39	0.00	150.0	± 9.6 %
		Y	0.00	96.78	0.00		150.0	
		Z	0.01	122.93	2.94		150.0	
10048-CAA	DECT (TDD, TDMA/FDM, GFSK, Full Slot, 24)	X	13.06	86.13	24.73	13.80	25.0	± 9.6 %
		Y	11.09	82.14	24.36		25.0	
		Z	16.17	90.99	26.57		25.0	
10049-CAA	DECT (TDD, TDMA/FDM, GFSK, Double Slot, 12)	X	16.50	91.24	25.09	10.79	40.0	± 9.6 %
		Y	12.58	86.37	24.53		40.0	
		Z	22.30	97.25	27.17		40.0	
10056-CAA	UMTS-TDD (TD-SCDMA, 1.28 Mcps)	X	15.28	90.62	25.52	9.03	50.0	± 9.6 %
		Y	11.72	85.08	24.19		50.0	
		Z	17.40	93.38	26.42		50.0	
10058-DAC	EDGE-FDD (TDMA, 8PSK, TN 0-1-2-3)	X	10.69	91.04	29.62	6.55	100.0	± 9.6 %
		Y	9.07	85.67	27.37		100.0	
		Z	9.88	90.10	29.57		100.0	
10059-CAB	IEEE 802.11b WiFi 2.4 GHz (DSSS, 2 Mbps)	X	1.68	70.66	19.16	0.61	110.0	± 9.6 %
		Y	1.55	67.69	17.16		110.0	
		Z	1.56	68.66	17.81		110.0	
10060-CAB	IEEE 802.11b WiFi 2.4 GHz (DSSS, 5.5 Mbps)	X	100.00	135.64	35.63	1.30	110.0	± 9.6 %
		Y	100.00	131.50	34.05		110.0	
		Z	100.00	134.30	35.03		110.0	

10061-CAB	IEEE 802.11b WiFi 2.4 GHz (DSSS, 11 Mbps)	X	54.02	125.97	35.38	2.04	110.0	± 9.6 %
		Y	8.96	93.29	26.14		110.0	
		Z	19.56	108.50	30.84		110.0	
10062-CAB	IEEE 802.11a/h WiFi 5 GHz (OFDM, 6 Mbps)	X	4.87	67.49	17.06	0.49	100.0	± 9.6 %
		Y	4.91	67.10	16.78		100.0	
		Z	4.75	67.38	16.89		100.0	
10063-CAB	IEEE 802.11a/h WiFi 5 GHz (OFDM, 9 Mbps)	X	4.91	67.64	17.19	0.72	100.0	± 9.6 %
		Y	4.96	67.27	16.93		100.0	
		Z	4.80	67.55	17.03		100.0	
10064-CAB	IEEE 802.11a/h WiFi 5 GHz (OFDM, 12 Mbps)	X	5.22	67.92	17.42	0.86	100.0	± 9.6 %
		Y	5.29	67.61	17.19		100.0	
		Z	5.08	67.80	17.26		100.0	
10065-CAB	IEEE 802.11a/h WiFi 5 GHz (OFDM, 18 Mbps)	X	5.13	67.94	17.58	1.21	100.0	± 9.6 %
		Y	5.21	67.67	17.37		100.0	
		Z	5.00	67.84	17.45		100.0	
10066-CAB	IEEE 802.11a/h WiFi 5 GHz (OFDM, 24 Mbps)	X	5.18	68.06	17.79	1.46	100.0	± 9.6 %
		Y	5.27	67.81	17.60		100.0	
		Z	5.05	67.98	17.68		100.0	
10067-CAB	IEEE 802.11a/h WiFi 5 GHz (OFDM, 36 Mbps)	X	5.49	68.19	18.21	2.04	100.0	± 9.6 %
		Y	5.60	67.98	18.05		100.0	
		Z	5.39	68.30	18.20		100.0	
10068-CAB	IEEE 802.11a/h WiFi 5 GHz (OFDM, 48 Mbps)	X	5.62	68.50	18.55	2.55	100.0	± 9.6 %
		Y	5.76	68.37	18.43		100.0	
		Z	5.50	68.48	18.50		100.0	
10069-CAB	IEEE 802.11a/h WiFi 5 GHz (OFDM, 54 Mbps)	X	5.69	68.44	18.72	2.67	100.0	± 9.6 %
		Y	5.84	68.31	18.60		100.0	
		Z	5.58	68.54	18.73		100.0	
10071-CAB	IEEE 802.11g WiFi 2.4 GHz (DSSS/OFDM, 9 Mbps)	X	5.27	67.84	18.05	1.99	100.0	± 9.6 %
		Y	5.37	67.63	17.89		100.0	
		Z	5.20	67.92	18.02		100.0	
10072-CAB	IEEE 802.11g WiFi 2.4 GHz (DSSS/OFDM, 12 Mbps)	X	5.34	68.42	18.38	2.30	100.0	± 9.6 %
		Y	5.45	68.23	18.22		100.0	
		Z	5.25	68.45	18.35		100.0	
10073-CAB	IEEE 802.11g WiFi 2.4 GHz (DSSS/OFDM, 18 Mbps)	X	5.47	68.76	18.79	2.83	100.0	± 9.6 %
		Y	5.61	68.62	18.66		100.0	
		Z	5.40	68.87	18.81		100.0	
10074-CAB	IEEE 802.11g WiFi 2.4 GHz (DSSS/OFDM, 24 Mbps)	X	5.51	68.83	19.02	3.30	100.0	± 9.6 %
		Y	5.66	68.73	18.92		100.0	
		Z	5.46	68.99	19.07		100.0	
10075-CAB	IEEE 802.11g WiFi 2.4 GHz (DSSS/OFDM, 36 Mbps)	X	5.65	69.27	19.49	3.82	90.0	± 9.6 %
		Y	5.85	69.26	19.43		90.0	
		Z	5.60	69.37	19.53		90.0	
10076-CAB	IEEE 802.11g WiFi 2.4 GHz (DSSS/OFDM, 48 Mbps)	X	5.67	69.08	19.61	4.15	90.0	± 9.6 %
		Y	5.87	69.08	19.56		90.0	
		Z	5.65	69.30	19.73		90.0	
10077-CAB	IEEE 802.11g WiFi 2.4 GHz (DSSS/OFDM, 54 Mbps)	X	5.72	69.19	19.72	4.30	90.0	± 9.6 %
		Y	5.92	69.19	19.67		90.0	
		Z	5.70	69.44	19.85		90.0	

10081-CAB	CDMA2000 (1xRTT, RC3)	X	2.28	81.48	20.27	0.00	150.0	± 9.6 %
		Y	1.00	67.64	14.10		150.0	
		Z	1.04	69.66	14.21		150.0	
10082-CAB	IS-54 / IS-136 FDD (TDMA/FDM, PI/4-DQPSK, Fullrate)	X	2.13	64.08	8.83	4.77	80.0	± 9.6 %
		Y	2.57	65.34	10.16		80.0	
		Z	2.13	64.35	9.02		80.0	
10090-DAC	GPRS-FDD (TDMA, GMSK, TN 0-4)	X	100.00	118.32	30.42	6.56	60.0	± 9.6 %
		Y	75.01	116.70	31.30		60.0	
		Z	100.00	119.58	30.97		60.0	
10097-CAB	UMTS-FDD (HSDPA)	X	2.20	71.50	18.09	0.00	150.0	± 9.6 %
		Y	1.90	67.97	16.04		150.0	
		Z	1.97	69.50	16.62		150.0	
10098-CAB	UMTS-FDD (HSUPA, Subtest 2)	X	2.16	71.55	18.11	0.00	150.0	± 9.6 %
		Y	1.86	67.93	16.01		150.0	
		Z	1.93	69.49	16.61		150.0	
10099-DAC	EDGE-FDD (TDMA, 8PSK, TN 0-4)	X	22.24	106.54	36.64	9.56	60.0	± 9.6 %
		Y	15.16	95.02	32.46		60.0	
		Z	23.72	109.80	38.22		60.0	
10100-CAD	LTE-FDD (SC-FDMA, 100% RB, 20 MHz, QPSK)	X	3.77	73.97	18.60	0.00	150.0	± 9.6 %
		Y	3.32	71.02	16.99		150.0	
		Z	3.27	71.57	17.41		150.0	
10101-CAD	LTE-FDD (SC-FDMA, 100% RB, 20 MHz, 16-QAM)	X	3.50	69.24	17.00	0.00	150.0	± 9.6 %
		Y	3.39	67.99	16.16		150.0	
		Z	3.29	68.22	16.35		150.0	
10102-CAD	LTE-FDD (SC-FDMA, 100% RB, 20 MHz, 64-QAM)	X	3.59	69.07	17.02	0.00	150.0	± 9.6 %
		Y	3.49	67.92	16.24		150.0	
		Z	3.39	68.14	16.41		150.0	
10103-CAD	LTE-TDD (SC-FDMA, 100% RB, 20 MHz, QPSK)	X	9.27	79.88	21.95	3.98	65.0	± 9.6 %
		Y	8.43	77.27	20.93		65.0	
		Z	9.22	80.33	22.26		65.0	
10104-CAD	LTE-TDD (SC-FDMA, 100% RB, 20 MHz, 16-QAM)	X	8.81	77.80	21.97	3.98	65.0	± 9.6 %
		Y	8.62	76.41	21.37		65.0	
		Z	8.59	77.82	22.06		65.0	
10105-CAD	LTE-TDD (SC-FDMA, 100% RB, 20 MHz, 64-QAM)	X	8.19	76.36	21.65	3.98	65.0	± 9.6 %
		Y	7.71	74.18	20.67		65.0	
		Z	7.86	76.00	21.56		65.0	
10108-CAE	LTE-FDD (SC-FDMA, 100% RB, 10 MHz, QPSK)	X	3.29	73.14	18.47	0.00	150.0	± 9.6 %
		Y	2.93	70.22	16.82		150.0	
		Z	2.85	70.87	17.28		150.0	
10109-CAE	LTE-FDD (SC-FDMA, 100% RB, 10 MHz, 16-QAM)	X	3.18	69.27	17.05	0.00	150.0	± 9.6 %
		Y	3.05	67.82	16.11		150.0	
		Z	2.94	68.18	16.29		150.0	
10110-CAE	LTE-FDD (SC-FDMA, 100% RB, 5 MHz, QPSK)	X	2.72	72.52	18.35	0.00	150.0	± 9.6 %
		Y	2.40	69.28	16.49		150.0	
		Z	2.33	70.22	16.99		150.0	
10111-CAE	LTE-FDD (SC-FDMA, 100% RB, 5 MHz, 16-QAM)	X	2.96	70.65	17.72	0.00	150.0	± 9.6 %
		Y	2.76	68.51	16.45		150.0	
		Z	2.69	69.33	16.67		150.0	

10112-CAE	LTE-FDD (SC-FDMA, 100% RB, 10 MHz, 64-QAM)	X	3.29	69.10	17.02	0.00	150.0	± 9.6 %
		Y	3.17	67.76	16.14		150.0	
		Z	3.06	68.15	16.32		150.0	
10113-CAE	LTE-FDD (SC-FDMA, 100% RB, 5 MHz, 64-QAM)	X	3.11	70.58	17.73	0.00	150.0	± 9.6 %
		Y	2.92	68.59	16.56		150.0	
		Z	2.83	69.41	16.76		150.0	
10114-CAB	IEEE 802.11n (HT Greenfield, 13.5 Mbps, BPSK)	X	5.26	67.86	16.86	0.00	150.0	± 9.6 %
		Y	5.25	67.40	16.53		150.0	
		Z	5.14	67.65	16.68		150.0	
10115-CAB	IEEE 802.11n (HT Greenfield, 81 Mbps, 16-QAM)	X	5.60	68.11	16.98	0.00	150.0	± 9.6 %
		Y	5.62	67.73	16.70		150.0	
		Z	5.40	67.70	16.71		150.0	
10116-CAB	IEEE 802.11n (HT Greenfield, 135 Mbps, 64-QAM)	X	5.38	68.12	16.91	0.00	150.0	± 9.6 %
		Y	5.38	67.68	16.59		150.0	
		Z	5.23	67.82	16.70		150.0	
10117-CAB	IEEE 802.11n (HT Mixed, 13.5 Mbps, BPSK)	X	5.24	67.79	16.84	0.00	150.0	± 9.6 %
		Y	5.25	67.40	16.55		150.0	
		Z	5.10	67.49	16.62		150.0	
10118-CAB	IEEE 802.11n (HT Mixed, 81 Mbps, 16-QAM)	X	5.68	68.30	17.08	0.00	150.0	± 9.6 %
		Y	5.70	67.92	16.80		150.0	
		Z	5.48	67.91	16.83		150.0	
10119-CAB	IEEE 802.11n (HT Mixed, 135 Mbps, 64-QAM)	X	5.35	68.04	16.89	0.00	150.0	± 9.6 %
		Y	5.35	67.63	16.58		150.0	
		Z	5.21	67.79	16.69		150.0	
10140-CAD	LTE-FDD (SC-FDMA, 100% RB, 15 MHz, 16-QAM)	X	3.63	69.06	16.93	0.00	150.0	± 9.6 %
		Y	3.53	67.92	16.17		150.0	
		Z	3.42	68.16	16.33		150.0	
10141-CAD	LTE-FDD (SC-FDMA, 100% RB, 15 MHz, 64-QAM)	X	3.75	69.06	17.04	0.00	150.0	± 9.6 %
		Y	3.65	67.98	16.31		150.0	
		Z	3.54	68.23	16.48		150.0	
10142-CAD	LTE-FDD (SC-FDMA, 100% RB, 3 MHz, QPSK)	X	2.58	73.34	18.51	0.00	150.0	± 9.6 %
		Y	2.18	69.29	16.31		150.0	
		Z	2.13	70.56	16.73		150.0	
10143-CAD	LTE-FDD (SC-FDMA, 100% RB, 3 MHz, 16-QAM)	X	3.01	72.46	18.03	0.00	150.0	± 9.6 %
		Y	2.65	69.32	16.38		150.0	
		Z	2.60	70.44	16.44		150.0	
10144-CAD	LTE-FDD (SC-FDMA, 100% RB, 3 MHz, 64-QAM)	X	2.64	69.45	16.13	0.00	150.0	± 9.6 %
		Y	2.44	67.23	14.90		150.0	
		Z	2.30	67.73	14.62		150.0	
10145-CAE	LTE-FDD (SC-FDMA, 100% RB, 1.4 MHz, QPSK)	X	2.19	73.84	16.83	0.00	150.0	± 9.6 %
		Y	1.54	67.56	13.92		150.0	
		Z	1.24	66.10	11.96		150.0	
10146-CAE	LTE-FDD (SC-FDMA, 100% RB, 1.4 MHz, 16-QAM)	X	6.00	80.94	18.56	0.00	150.0	± 9.6 %
		Y	2.97	71.15	15.11		150.0	
		Z	2.39	68.87	12.55		150.0	
10147-CAE	LTE-FDD (SC-FDMA, 100% RB, 1.4 MHz, 64-QAM)	X	13.14	91.59	22.17	0.00	150.0	± 9.6 %
		Y	3.76	74.52	16.70		150.0	
		Z	3.21	72.37	14.16		150.0	

10149-CAD	LTE-FDD (SC-FDMA, 50% RB, 20 MHz, 16-QAM)	X	3.19	69.34	17.10	0.00	150.0	± 9.6 %
		Y	3.06	67.89	16.15		150.0	
		Z	2.95	68.25	16.34		150.0	
10150-CAD	LTE-FDD (SC-FDMA, 50% RB, 20 MHz, 64-QAM)	X	3.29	69.16	17.06	0.00	150.0	± 9.6 %
		Y	3.18	67.81	16.18		150.0	
		Z	3.07	68.20	16.36		150.0	
10151-CAD	LTE-TDD (SC-FDMA, 50% RB, 20 MHz, QPSK)	X	10.08	82.65	23.10	3.98	65.0	± 9.6 %
		Y	9.04	79.65	21.96		65.0	
		Z	10.06	83.26	23.42		65.0	
10152-CAD	LTE-TDD (SC-FDMA, 50% RB, 20 MHz, 16-QAM)	X	8.50	78.17	21.88	3.98	65.0	± 9.6 %
		Y	8.23	76.54	21.20		65.0	
		Z	8.27	78.18	21.88		65.0	
10153-CAD	LTE-TDD (SC-FDMA, 50% RB, 20 MHz, 64-QAM)	X	8.91	78.99	22.55	3.98	65.0	± 9.6 %
		Y	8.60	77.29	21.85		65.0	
		Z	8.71	79.10	22.58		65.0	
10154-CAE	LTE-FDD (SC-FDMA, 50% RB, 10 MHz, QPSK)	X	2.81	73.15	18.70	0.00	150.0	± 9.6 %
		Y	2.46	69.77	16.80		150.0	
		Z	2.38	70.62	17.23		150.0	
10155-CAE	LTE-FDD (SC-FDMA, 50% RB, 10 MHz, 16-QAM)	X	2.96	70.66	17.73	0.00	150.0	± 9.6 %
		Y	2.76	68.51	16.46		150.0	
		Z	2.69	69.35	16.69		150.0	
10156-CAE	LTE-FDD (SC-FDMA, 50% RB, 5 MHz, QPSK)	X	2.55	74.52	18.86	0.00	150.0	± 9.6 %
		Y	2.05	69.58	16.30		150.0	
		Z	2.00	70.89	16.58		150.0	
10157-CAE	LTE-FDD (SC-FDMA, 50% RB, 5 MHz, 16-QAM)	X	2.62	71.06	16.72	0.00	150.0	± 9.6 %
		Y	2.30	67.95	15.09		150.0	
		Z	2.17	68.55	14.74		150.0	
10158-CAE	LTE-FDD (SC-FDMA, 50% RB, 10 MHz, 64-QAM)	X	3.11	70.65	17.78	0.00	150.0	± 9.6 %
		Y	2.92	68.65	16.60		150.0	
		Z	2.84	69.48	16.81		150.0	
10159-CAE	LTE-FDD (SC-FDMA, 50% RB, 5 MHz, 64-QAM)	X	2.77	71.67	17.06	0.00	150.0	± 9.6 %
		Y	2.42	68.44	15.40		150.0	
		Z	2.27	68.98	14.99		150.0	
10160-CAD	LTE-FDD (SC-FDMA, 50% RB, 15 MHz, QPSK)	X	3.14	71.31	17.89	0.00	150.0	± 9.6 %
		Y	2.90	69.12	16.57		150.0	
		Z	2.85	69.90	17.00		150.0	
10161-CAD	LTE-FDD (SC-FDMA, 50% RB, 15 MHz, 16-QAM)	X	3.19	69.15	17.05	0.00	150.0	± 9.6 %
		Y	3.08	67.73	16.13		150.0	
		Z	2.97	68.19	16.30		150.0	
10162-CAD	LTE-FDD (SC-FDMA, 50% RB, 15 MHz, 64-QAM)	X	3.30	69.19	17.10	0.00	150.0	± 9.6 %
		Y	3.18	67.80	16.21		150.0	
		Z	3.08	68.34	16.41		150.0	
10166-CAE	LTE-FDD (SC-FDMA, 50% RB, 1.4 MHz, QPSK)	X	4.14	72.27	20.63	3.01	150.0	± 9.6 %
		Y	3.92	70.06	19.35		150.0	
		Z	3.85	71.64	20.32		150.0	
10167-CAE	LTE-FDD (SC-FDMA, 50% RB, 1.4 MHz, 16-QAM)	X	5.70	76.91	21.68	3.01	150.0	± 9.6 %
		Y	4.94	72.92	19.80		150.0	
		Z	5.14	76.11	21.32		150.0	

10168-CAE	LTE-FDD (SC-FDMA, 50% RB, 1.4 MHz, 64-QAM)	X	6.50	79.76	23.17	3.01	150.0	± 9.6 %
		Y	5.42	74.94	21.01		150.0	
		Z	5.85	78.93	22.82		150.0	
10169-CAD	LTE-FDD (SC-FDMA, 1 RB, 20 MHz, QPSK)	X	3.88	74.16	21.49	3.01	150.0	± 9.6 %
		Y	3.53	70.80	19.64		150.0	
		Z	3.37	71.79	20.43		150.0	
10170-CAD	LTE-FDD (SC-FDMA, 1 RB, 20 MHz, 16-QAM)	X	7.14	85.17	25.38	3.01	150.0	± 9.6 %
		Y	5.02	76.66	21.81		150.0	
		Z	5.41	80.65	23.72		150.0	
10171-AAD	LTE-FDD (SC-FDMA, 1 RB, 20 MHz, 64-QAM)	X	5.21	78.32	21.78	3.01	150.0	± 9.6 %
		Y	4.13	72.50	19.15		150.0	
		Z	4.25	75.40	20.64		150.0	
10172-CAD	LTE-TDD (SC-FDMA, 1 RB, 20 MHz, QPSK)	X	82.16	130.26	39.09	6.02	65.0	± 9.6 %
		Y	17.62	97.94	29.93		65.0	
		Z	65.78	128.99	39.45		65.0	
10173-CAD	LTE-TDD (SC-FDMA, 1 RB, 20 MHz, 16-QAM)	X	91.21	124.95	35.70	6.02	65.0	± 9.6 %
		Y	19.75	96.35	28.03		65.0	
		Z	100.00	129.35	37.29		65.0	
10174-CAD	LTE-TDD (SC-FDMA, 1 RB, 20 MHz, 64-QAM)	X	55.61	114.43	32.46	6.02	65.0	± 9.6 %
		Y	16.76	92.45	26.36		65.0	
		Z	70.56	121.14	34.65		65.0	
10175-CAE	LTE-FDD (SC-FDMA, 1 RB, 10 MHz, QPSK)	X	3.81	73.71	21.19	3.01	150.0	± 9.6 %
		Y	3.48	70.45	19.37		150.0	
		Z	3.32	71.46	20.19		150.0	
10176-CAE	LTE-FDD (SC-FDMA, 1 RB, 10 MHz, 16-QAM)	X	7.15	85.21	25.39	3.01	150.0	± 9.6 %
		Y	5.03	76.68	21.82		150.0	
		Z	5.42	80.68	23.74		150.0	
10177-CAG	LTE-FDD (SC-FDMA, 1 RB, 5 MHz, QPSK)	X	3.85	73.93	21.31	3.01	150.0	± 9.6 %
		Y	3.51	70.63	19.48		150.0	
		Z	3.35	71.61	20.27		150.0	
10178-CAE	LTE-FDD (SC-FDMA, 1 RB, 5 MHz, 16-QAM)	X	7.01	84.77	25.21	3.01	150.0	± 9.6 %
		Y	4.96	76.40	21.67		150.0	
		Z	5.36	80.45	23.62		150.0	
10179-CAE	LTE-FDD (SC-FDMA, 1 RB, 10 MHz, 64-QAM)	X	6.07	81.52	23.41	3.01	150.0	± 9.6 %
		Y	4.53	74.41	20.33		150.0	
		Z	4.79	77.92	22.06		150.0	
10180-CAE	LTE-FDD (SC-FDMA, 1 RB, 5 MHz, 64-QAM)	X	5.18	78.18	21.70	3.01	150.0	± 9.6 %
		Y	4.12	72.40	19.09		150.0	
		Z	4.24	75.33	20.60		150.0	
10181-CAD	LTE-FDD (SC-FDMA, 1 RB, 15 MHz, QPSK)	X	3.84	73.91	21.30	3.01	150.0	± 9.6 %
		Y	3.51	70.61	19.47		150.0	
		Z	3.35	71.60	20.27		150.0	
10182-CAD	LTE-FDD (SC-FDMA, 1 RB, 15 MHz, 16-QAM)	X	6.99	84.74	25.19	3.01	150.0	± 9.6 %
		Y	4.95	76.38	21.66		150.0	
		Z	5.35	80.42	23.61		150.0	
10183-AAC	LTE-FDD (SC-FDMA, 1 RB, 15 MHz, 64-QAM)	X	5.17	78.15	21.69	3.01	150.0	± 9.6 %
		Y	4.11	72.38	19.08		150.0	
		Z	4.23	75.30	20.59		150.0	

10184-CAD	LTE-FDD (SC-FDMA, 1 RB, 3 MHz, QPSK)	X	3.86	73.96	21.33	3.01	150.0	± 9.6 %
		Y	3.52	70.65	19.50		150.0	
		Z	3.36	71.64	20.29		150.0	
10185-CAD	LTE-FDD (SC-FDMA, 1 RB, 3 MHz, 16-QAM)	X	7.04	84.85	25.24	3.01	150.0	± 9.6 %
		Y	4.98	76.45	21.70		150.0	
		Z	5.38	80.50	23.65		150.0	
10186-AAD	LTE-FDD (SC-FDMA, 1 RB, 3 MHz, 64-QAM)	X	5.20	78.24	21.73	3.01	150.0	± 9.6 %
		Y	4.13	72.45	19.11		150.0	
		Z	4.25	75.38	20.62		150.0	
10187-CAE	LTE-FDD (SC-FDMA, 1 RB, 1.4 MHz, QPSK)	X	3.87	74.02	21.39	3.01	150.0	± 9.6 %
		Y	3.53	70.69	19.55		150.0	
		Z	3.37	71.71	20.36		150.0	
10188-CAE	LTE-FDD (SC-FDMA, 1 RB, 1.4 MHz, 16-QAM)	X	7.44	86.01	25.76	3.01	150.0	± 9.6 %
		Y	5.15	77.16	22.09		150.0	
		Z	5.58	81.30	24.05		150.0	
10189-AAE	LTE-FDD (SC-FDMA, 1 RB, 1.4 MHz, 64-QAM)	X	5.39	78.94	22.10	3.01	150.0	± 9.6 %
		Y	4.22	72.89	19.39		150.0	
		Z	4.36	75.91	20.93		150.0	
10193-CAB	IEEE 802.11n (HT Greenfield, 6.5 Mbps, BPSK)	X	4.67	67.32	16.65	0.00	150.0	± 9.6 %
		Y	4.67	66.82	16.30		150.0	
		Z	4.53	67.11	16.38		150.0	
10194-CAB	IEEE 802.11n (HT Greenfield, 39 Mbps, 16-QAM)	X	4.85	67.66	16.76	0.00	150.0	± 9.6 %
		Y	4.86	67.18	16.41		150.0	
		Z	4.69	67.40	16.51		150.0	
10195-CAB	IEEE 802.11n (HT Greenfield, 65 Mbps, 64-QAM)	X	4.89	67.68	16.77	0.00	150.0	± 9.6 %
		Y	4.90	67.20	16.42		150.0	
		Z	4.73	67.43	16.52		150.0	
10196-CAB	IEEE 802.11n (HT Mixed, 6.5 Mbps, BPSK)	X	4.68	67.41	16.68	0.00	150.0	± 9.6 %
		Y	4.68	66.91	16.33		150.0	
		Z	4.52	67.15	16.39		150.0	
10197-CAB	IEEE 802.11n (HT Mixed, 39 Mbps, 16-QAM)	X	4.87	67.69	16.78	0.00	150.0	± 9.6 %
		Y	4.88	67.20	16.42		150.0	
		Z	4.70	67.42	16.52		150.0	
10198-CAB	IEEE 802.11n (HT Mixed, 65 Mbps, 64-QAM)	X	4.90	67.70	16.79	0.00	150.0	± 9.6 %
		Y	4.91	67.21	16.43		150.0	
		Z	4.73	67.45	16.54		150.0	
10219-CAB	IEEE 802.11n (HT Mixed, 7.2 Mbps, BPSK)	X	4.63	67.43	16.65	0.00	150.0	± 9.6 %
		Y	4.63	66.93	16.29		150.0	
		Z	4.47	67.18	16.36		150.0	
10220-CAB	IEEE 802.11n (HT Mixed, 43.3 Mbps, 16-QAM)	X	4.86	67.66	16.77	0.00	150.0	± 9.6 %
		Y	4.88	67.19	16.42		150.0	
		Z	4.69	67.38	16.50		150.0	
10221-CAB	IEEE 802.11n (HT Mixed, 72.2 Mbps, 64-QAM)	X	4.90	67.62	16.76	0.00	150.0	± 9.6 %
		Y	4.91	67.14	16.42		150.0	
		Z	4.74	67.37	16.52		150.0	
10222-CAB	IEEE 802.11n (HT Mixed, 15 Mbps, BPSK)	X	5.22	67.81	16.85	0.00	150.0	± 9.6 %
		Y	5.23	67.42	16.55		150.0	
		Z	5.08	67.50	16.62		150.0	

10223-CAB	IEEE 802.11n (HT Mixed, 90 Mbps, 16-QAM)	X	5.53	67.97	16.94	0.00	150.0	± 9.6 %
		Y	5.59	67.74	16.73		150.0	
		Z	5.38	67.75	16.76		150.0	
10224-CAB	IEEE 802.11n (HT Mixed, 150 Mbps, 64-QAM)	X	5.26	67.91	16.83	0.00	150.0	± 9.6 %
		Y	5.27	67.51	16.52		150.0	
		Z	5.12	67.61	16.60		150.0	
10225-CAB	UMTS-FDD (HSPA+)	X	3.00	67.51	16.39	0.00	150.0	± 9.6 %
		Y	2.93	66.39	15.65		150.0	
		Z	2.82	66.88	15.63		150.0	
10226-CAA	LTE-TDD (SC-FDMA, 1 RB, 1.4 MHz, 16-QAM)	X	100.00	126.81	36.25	6.02	65.0	± 9.6 %
		Y	20.60	97.21	28.37		65.0	
		Z	100.00	129.54	37.41		65.0	
10227-CAA	LTE-TDD (SC-FDMA, 1 RB, 1.4 MHz, 64-QAM)	X	65.64	117.49	33.34	6.02	65.0	± 9.6 %
		Y	18.22	94.00	26.93		65.0	
		Z	85.61	124.65	35.59		65.0	
10228-CAA	LTE-TDD (SC-FDMA, 1 RB, 1.4 MHz, QPSK)	X	79.85	130.36	39.26	6.02	65.0	± 9.6 %
		Y	20.21	101.07	31.01		65.0	
		Z	65.84	129.47	39.67		65.0	
10229-CAB	LTE-TDD (SC-FDMA, 1 RB, 3 MHz, 16-QAM)	X	91.11	124.93	35.70	6.02	65.0	± 9.6 %
		Y	19.80	96.38	28.04		65.0	
		Z	100.00	129.35	37.29		65.0	
10230-CAB	LTE-TDD (SC-FDMA, 1 RB, 3 MHz, 64-QAM)	X	60.15	115.83	32.84	6.02	65.0	± 9.6 %
		Y	17.60	93.31	26.65		65.0	
		Z	77.12	122.67	35.03		65.0	
10231-CAB	LTE-TDD (SC-FDMA, 1 RB, 3 MHz, QPSK)	X	72.28	128.22	38.64	6.02	65.0	± 9.6 %
		Y	19.39	100.17	30.67		65.0	
		Z	59.87	127.39	39.07		65.0	
10232-CAD	LTE-TDD (SC-FDMA, 1 RB, 5 MHz, 16-QAM)	X	91.25	124.96	35.71	6.02	65.0	± 9.6 %
		Y	19.78	96.37	28.04		65.0	
		Z	100.00	129.36	37.30		65.0	
10233-CAD	LTE-TDD (SC-FDMA, 1 RB, 5 MHz, 64-QAM)	X	60.26	115.87	32.85	6.02	65.0	± 9.6 %
		Y	17.59	93.32	26.66		65.0	
		Z	77.19	122.70	35.04		65.0	
10234-CAD	LTE-TDD (SC-FDMA, 1 RB, 5 MHz, QPSK)	X	65.41	125.97	37.96	6.02	65.0	± 9.6 %
		Y	18.62	99.23	30.29		65.0	
		Z	54.84	125.34	38.42		65.0	
10235-CAD	LTE-TDD (SC-FDMA, 1 RB, 10 MHz, 16-QAM)	X	91.93	125.11	35.75	6.02	65.0	± 9.6 %
		Y	19.81	96.41	28.05		65.0	
		Z	100.00	129.37	37.30		65.0	
10236-CAD	LTE-TDD (SC-FDMA, 1 RB, 10 MHz, 64-QAM)	X	61.00	116.05	32.90	6.02	65.0	± 9.6 %
		Y	17.69	93.40	26.68		65.0	
		Z	78.43	122.94	35.10		65.0	
10237-CAD	LTE-TDD (SC-FDMA, 1 RB, 10 MHz, QPSK)	X	73.61	128.60	38.74	6.02	65.0	± 9.6 %
		Y	19.49	100.29	30.70		65.0	
		Z	60.90	127.76	39.16		65.0	
10238-CAD	LTE-TDD (SC-FDMA, 1 RB, 15 MHz, 16-QAM)	X	91.47	125.02	35.72	6.02	65.0	± 9.6 %
		Y	19.78	96.38	28.04		65.0	
		Z	100.00	129.37	37.30		65.0	

10239-CAD	LTE-TDD (SC-FDMA, 1 RB, 15 MHz, 64-QAM)	X	60.36	115.92	32.87	6.02	65.0	± 9.6 %
		Y	17.58	93.32	26.66		65.0	
		Z	77.24	122.72	35.05		65.0	
10240-CAD	LTE-TDD (SC-FDMA, 1 RB, 15 MHz, QPSK)	X	73.31	128.53	38.72	6.02	65.0	± 9.6 %
		Y	19.44	100.25	30.69		65.0	
		Z	60.69	127.70	39.15		65.0	
10241-CAA	LTE-TDD (SC-FDMA, 50% RB, 1.4 MHz, 16-QAM)	X	14.22	90.30	28.70	6.98	65.0	± 9.6 %
		Y	11.91	84.78	26.56		65.0	
		Z	15.04	92.96	29.82		65.0	
10242-CAA	LTE-TDD (SC-FDMA, 50% RB, 1.4 MHz, 64-QAM)	X	12.20	86.96	27.37	6.98	65.0	± 9.6 %
		Y	11.04	83.09	25.82		65.0	
		Z	14.66	92.40	29.55		65.0	
10243-CAA	LTE-TDD (SC-FDMA, 50% RB, 1.4 MHz, QPSK)	X	9.46	83.32	26.91	6.98	65.0	± 9.6 %
		Y	9.15	80.79	25.71		65.0	
		Z	10.96	87.97	28.96		65.0	
10244-CAB	LTE-TDD (SC-FDMA, 50% RB, 3 MHz, 16-QAM)	X	10.76	82.68	21.60	3.98	65.0	± 9.6 %
		Y	9.17	79.37	20.74		65.0	
		Z	9.65	80.90	20.36		65.0	
10245-CAB	LTE-TDD (SC-FDMA, 50% RB, 3 MHz, 64-QAM)	X	10.44	81.95	21.29	3.98	65.0	± 9.6 %
		Y	9.07	78.96	20.54		65.0	
		Z	9.24	79.99	19.97		65.0	
10246-CAB	LTE-TDD (SC-FDMA, 50% RB, 3 MHz, QPSK)	X	11.35	86.57	23.09	3.98	65.0	± 9.6 %
		Y	8.94	81.85	21.69		65.0	
		Z	10.01	84.49	21.88		65.0	
10247-CAD	LTE-TDD (SC-FDMA, 50% RB, 5 MHz, 16-QAM)	X	8.24	79.27	21.01	3.98	65.0	± 9.6 %
		Y	7.74	77.28	20.43		65.0	
		Z	7.64	78.13	20.10		65.0	
10248-CAD	LTE-TDD (SC-FDMA, 50% RB, 5 MHz, 64-QAM)	X	8.11	78.56	20.72	3.98	65.0	± 9.6 %
		Y	7.73	76.82	20.23		65.0	
		Z	7.48	77.39	19.79		65.0	
10249-CAD	LTE-TDD (SC-FDMA, 50% RB, 5 MHz, QPSK)	X	12.62	88.79	24.56	3.98	65.0	± 9.6 %
		Y	9.64	83.20	22.76		65.0	
		Z	12.16	88.40	24.15		65.0	
10250-CAD	LTE-TDD (SC-FDMA, 50% RB, 10 MHz, 16-QAM)	X	9.13	81.24	23.10	3.98	65.0	± 9.6 %
		Y	8.50	78.84	22.20		65.0	
		Z	8.86	81.11	22.89		65.0	
10251-CAD	LTE-TDD (SC-FDMA, 50% RB, 10 MHz, 64-QAM)	X	8.47	78.74	21.83	3.98	65.0	± 9.6 %
		Y	8.10	76.89	21.13		65.0	
		Z	8.20	78.63	21.61		65.0	
10252-CAD	LTE-TDD (SC-FDMA, 50% RB, 10 MHz, QPSK)	X	11.59	86.92	24.65	3.98	65.0	± 9.6 %
		Y	9.53	82.29	23.01		65.0	
		Z	11.63	87.60	24.87		65.0	
10253-CAD	LTE-TDD (SC-FDMA, 50% RB, 15 MHz, 16-QAM)	X	8.27	77.55	21.65	3.98	65.0	± 9.6 %
		Y	8.04	76.02	21.02		65.0	
		Z	8.09	77.65	21.62		65.0	
10254-CAD	LTE-TDD (SC-FDMA, 50% RB, 15 MHz, 64-QAM)	X	8.67	78.35	22.26	3.98	65.0	± 9.6 %
		Y	8.41	76.75	21.61		65.0	
		Z	8.50	78.49	22.25		65.0	

10255-CAD	LTE-TDD (SC-FDMA, 50% RB, 15 MHz, QPSK)	X	9.69	82.20	23.16	3.98	65.0	± 9.6 %
		Y	8.77	79.29	22.03		65.0	
		Z	9.70	82.84	23.45		65.0	
10256-CAA	LTE-TDD (SC-FDMA, 100% RB, 1.4 MHz, 16-QAM)	X	9.10	79.45	19.54	3.98	65.0	± 9.6 %
		Y	8.28	77.46	19.27		65.0	
		Z	7.50	76.38	17.64		65.0	
10257-CAA	LTE-TDD (SC-FDMA, 100% RB, 1.4 MHz, 64-QAM)	X	8.71	78.44	19.07	3.98	65.0	± 9.6 %
		Y	8.14	76.86	18.96		65.0	
		Z	7.10	75.27	17.09		65.0	
10258-CAA	LTE-TDD (SC-FDMA, 100% RB, 1.4 MHz, QPSK)	X	9.16	82.49	20.98	3.98	65.0	± 9.6 %
		Y	7.92	79.54	20.28		65.0	
		Z	7.29	78.75	18.94		65.0	
10259-CAB	LTE-TDD (SC-FDMA, 100% RB, 3 MHz, 16-QAM)	X	8.59	79.95	21.73	3.98	65.0	± 9.6 %
		Y	8.03	77.80	21.03		65.0	
		Z	8.13	79.27	21.11		65.0	
10260-CAB	LTE-TDD (SC-FDMA, 100% RB, 3 MHz, 64-QAM)	X	8.53	79.55	21.59	3.98	65.0	± 9.6 %
		Y	8.06	77.57	20.96		65.0	
		Z	8.06	78.82	20.93		65.0	
10261-CAB	LTE-TDD (SC-FDMA, 100% RB, 3 MHz, QPSK)	X	11.51	87.11	24.32	3.98	65.0	± 9.6 %
		Y	9.26	82.24	22.68		65.0	
		Z	11.28	87.12	24.13		65.0	
10262-CAD	LTE-TDD (SC-FDMA, 100% RB, 5 MHz, 16-QAM)	X	9.12	81.19	23.06	3.98	65.0	± 9.6 %
		Y	8.49	78.79	22.16		65.0	
		Z	8.84	81.05	22.85		65.0	
10263-CAD	LTE-TDD (SC-FDMA, 100% RB, 5 MHz, 64-QAM)	X	8.46	78.73	21.82	3.98	65.0	± 9.6 %
		Y	8.09	76.88	21.13		65.0	
		Z	8.19	78.61	21.60		65.0	
10264-CAD	LTE-TDD (SC-FDMA, 100% RB, 5 MHz, QPSK)	X	11.49	86.74	24.57	3.98	65.0	± 9.6 %
		Y	9.47	82.16	22.94		65.0	
		Z	11.51	87.39	24.78		65.0	
10265-CAD	LTE-TDD (SC-FDMA, 100% RB, 10 MHz, 16-QAM)	X	8.50	78.18	21.88	3.98	65.0	± 9.6 %
		Y	8.22	76.54	21.21		65.0	
		Z	8.27	78.18	21.88		65.0	
10266-CAD	LTE-TDD (SC-FDMA, 100% RB, 10 MHz, 64-QAM)	X	8.90	78.98	22.54	3.98	65.0	± 9.6 %
		Y	8.60	77.28	21.84		65.0	
		Z	8.71	79.09	22.57		65.0	
10267-CAD	LTE-TDD (SC-FDMA, 100% RB, 10 MHz, QPSK)	X	10.06	82.61	23.09	3.98	65.0	± 9.6 %
		Y	9.03	79.62	21.95		65.0	
		Z	10.04	83.22	23.41		65.0	
10268-CAD	LTE-TDD (SC-FDMA, 100% RB, 15 MHz, 16-QAM)	X	8.87	77.45	21.95	3.98	65.0	± 9.6 %
		Y	8.72	76.18	21.40		65.0	
		Z	8.67	77.54	22.05		65.0	
10269-CAD	LTE-TDD (SC-FDMA, 100% RB, 15 MHz, 64-QAM)	X	8.77	76.99	21.83	3.98	65.0	± 9.6 %
		Y	8.66	75.80	21.31		65.0	
		Z	8.60	77.10	21.92		65.0	
10270-CAD	LTE-TDD (SC-FDMA, 100% RB, 15 MHz, QPSK)	X	9.16	79.20	21.93	3.98	65.0	± 9.6 %
		Y	8.71	77.35	21.19		65.0	
		Z	9.06	79.57	22.19		65.0	

10274-CAB	UMTS-FDD (HSUPA, Subtest 5, 3GPP Rel8.10)	X	2.80	68.17	16.47	0.00	150.0	± 9.6 %
		Y	2.67	66.63	15.50		150.0	
		Z	2.65	67.51	15.70		150.0	
10275-CAB	UMTS-FDD (HSUPA, Subtest 5, 3GPP Rel8.4)	X	2.12	73.27	18.65	0.00	150.0	± 9.6 %
		Y	1.72	68.53	16.00		150.0	
		Z	1.76	70.05	16.72		150.0	
10277-CAA	PHS (QPSK)	X	5.32	68.96	13.42	9.03	50.0	± 9.6 %
		Y	6.41	71.20	15.49		50.0	
		Z	5.12	68.74	13.08		50.0	
10278-CAA	PHS (QPSK, BW 884MHz, Rolloff 0.5)	X	9.11	79.62	20.31	9.03	50.0	± 9.6 %
		Y	9.22	79.31	21.03		50.0	
		Z	8.20	77.78	19.21		50.0	
10279-CAA	PHS (QPSK, BW 884MHz, Rolloff 0.38)	X	9.25	79.80	20.39	9.03	50.0	± 9.6 %
		Y	9.36	79.46	21.09		50.0	
		Z	8.30	77.91	19.28		50.0	
10290-AAB	CDMA2000, RC1, SO55, Full Rate	X	3.59	82.57	20.48	0.00	150.0	± 9.6 %
		Y	1.73	70.44	15.45		150.0	
		Z	1.75	72.09	15.26		150.0	
10291-AAB	CDMA2000, RC3, SO55, Full Rate	X	2.13	80.55	19.92	0.00	150.0	± 9.6 %
		Y	0.98	67.37	13.95		150.0	
		Z	1.01	69.27	14.02		150.0	
10292-AAB	CDMA2000, RC3, SO32, Full Rate	X	12.02	108.71	29.17	0.00	150.0	± 9.6 %
		Y	1.26	72.03	16.54		150.0	
		Z	1.93	79.12	18.49		150.0	
10293-AAB	CDMA2000, RC3, SO3, Full Rate	X	100.00	144.61	38.38	0.00	150.0	± 9.6 %
		Y	1.90	78.46	19.68		150.0	
		Z	6.64	97.19	24.86		150.0	
10295-AAB	CDMA2000, RC1, SO3, 1/8th Rate 25 fr.	X	11.58	85.59	24.60	9.03	50.0	± 9.6 %
		Y	10.44	82.50	23.85		50.0	
		Z	13.98	88.93	25.45		50.0	
10297-AAC	LTE-FDD (SC-FDMA, 50% RB, 20 MHz, QPSK)	X	3.31	73.28	18.55	0.00	150.0	± 9.6 %
		Y	2.94	70.32	16.89		150.0	
		Z	2.86	70.97	17.35		150.0	
10298-AAC	LTE-FDD (SC-FDMA, 50% RB, 3 MHz, QPSK)	X	2.53	75.50	18.42	0.00	150.0	± 9.6 %
		Y	1.83	69.14	15.39		150.0	
		Z	1.69	69.62	14.84		150.0	
10299-AAC	LTE-FDD (SC-FDMA, 50% RB, 3 MHz, 16-QAM)	X	6.61	82.78	20.21	0.00	150.0	± 9.6 %
		Y	3.43	72.67	16.51		150.0	
		Z	3.82	74.80	16.21		150.0	
10300-AAC	LTE-FDD (SC-FDMA, 50% RB, 3 MHz, 64-QAM)	X	3.24	71.51	15.06	0.00	150.0	± 9.6 %
		Y	2.57	67.68	13.54		150.0	
		Z	2.21	66.93	12.03		150.0	
10301-AAA	IEEE 802.16e WiMAX (29:18, 5ms, 10MHz, QPSK, PUSC)	X	5.62	68.28	18.87	4.17	80.0	± 9.6 %
		Y	5.93	68.63	18.94		80.0	
		Z	5.89	69.91	19.47		80.0	
10302-AAA	IEEE 802.16e WiMAX (29:18, 5ms, 10MHz, QPSK, PUSC, 3 CTRL symbols)	X	6.17	69.25	19.82	4.96	80.0	± 9.6 %
		Y	6.38	69.08	19.58		80.0	
		Z	6.23	69.95	19.93		80.0	

10303-AAA	IEEE 802.16e WiMAX (31:15, 5ms, 10MHz, 64QAM, PUSC)	X	6.02	69.32	19.87	4.96	80.0	± 9.6 %
		Y	6.26	69.22	19.66		80.0	
		Z	6.09	70.04	19.96		80.0	
10304-AAA	IEEE 802.16e WiMAX (29:18, 5ms, 10MHz, 64QAM, PUSC)	X	5.67	68.65	19.09	4.17	80.0	± 9.6 %
		Y	5.85	68.42	18.82		80.0	
		Z	5.71	69.28	19.12		80.0	
10305-AAA	IEEE 802.16e WiMAX (31:15, 10ms, 10MHz, 64QAM, PUSC, 15 symbols)	X	9.13	83.00	26.75	6.02	50.0	± 9.6 %
		Y	11.08	85.83	27.58		50.0	
		Z	11.97	88.64	28.23		50.0	
10306-AAA	IEEE 802.16e WiMAX (29:18, 10ms, 10MHz, 64QAM, PUSC, 18 symbols)	X	6.47	72.26	21.90	6.02	50.0	± 9.6 %
		Y	6.84	72.27	21.68		50.0	
		Z	6.81	73.77	22.17		50.0	
10307-AAA	IEEE 802.16e WiMAX (29:18, 10ms, 10MHz, QPSK, PUSC, 18 symbols)	X	6.58	73.04	22.08	6.02	50.0	± 9.6 %
		Y	8.34	78.37	24.64		50.0	
		Z	6.92	74.46	22.29		50.0	
10308-AAA	IEEE 802.16e WiMAX (29:18, 10ms, 10MHz, 16QAM, PUSC)	X	6.66	73.56	22.34	6.02	50.0	± 9.6 %
		Y	8.60	79.30	25.04		50.0	
		Z	7.08	75.16	22.62		50.0	
10309-AAA	IEEE 802.16e WiMAX (29:18, 10ms, 10MHz, 16QAM, AMC 2x3, 18 symbols)	X	6.58	72.60	22.09	6.02	50.0	± 9.6 %
		Y	6.95	72.58	21.85		50.0	
		Z	6.90	74.05	22.35		50.0	
10310-AAA	IEEE 802.16e WiMAX (29:18, 10ms, 10MHz, QPSK, AMC 2x3, 18 symbols)	X	6.50	72.56	21.95	6.02	50.0	± 9.6 %
		Y	6.87	72.52	21.70		50.0	
		Z	6.86	74.10	22.23		50.0	
10311-AAC	LTE-FDD (SC-FDMA, 100% RB, 15 MHz, QPSK)	X	3.70	72.28	18.01	0.00	150.0	± 9.6 %
		Y	3.30	69.61	16.53		150.0	
		Z	3.23	70.11	16.90		150.0	
10313-AAA	iDEN 1:3	X	9.18	81.61	19.86	6.99	70.0	± 9.6 %
		Y	7.64	78.40	19.13		70.0	
		Z	9.78	83.14	20.58		70.0	
10314-AAA	iDEN 1:6	X	13.83	90.60	25.32	10.00	30.0	± 9.6 %
		Y	9.35	83.01	23.15		30.0	
		Z	14.01	91.81	25.99		30.0	
10315-AAB	IEEE 802.11b WiFi 2.4 GHz (DSSS, 1 Mbps, 96pc duty cycle)	X	1.27	67.24	17.67	0.17	150.0	± 9.6 %
		Y	1.20	64.93	15.83		150.0	
		Z	1.21	65.68	16.36		150.0	
10316-AAB	IEEE 802.11g WiFi 2.4 GHz (ERP-OFDM, 6 Mbps, 96pc duty cycle)	X	4.76	67.47	16.83	0.17	150.0	± 9.6 %
		Y	4.78	67.03	16.51		150.0	
		Z	4.63	67.31	16.62		150.0	
10317-AAB	IEEE 802.11a WiFi 5 GHz (OFDM, 6 Mbps, 96pc duty cycle)	X	4.76	67.47	16.83	0.17	150.0	± 9.6 %
		Y	4.78	67.03	16.51		150.0	
		Z	4.63	67.31	16.62		150.0	
10400-AAC	IEEE 802.11ac WiFi (20MHz, 64-QAM, 99pc duty cycle)	X	4.86	67.74	16.77	0.00	150.0	± 9.6 %
		Y	4.87	67.24	16.40		150.0	
		Z	4.68	67.47	16.52		150.0	
10401-AAC	IEEE 802.11ac WiFi (40MHz, 64-QAM, 99pc duty cycle)	X	5.51	67.76	16.81	0.00	150.0	± 9.6 %
		Y	5.52	67.36	16.52		150.0	
		Z	5.41	67.67	16.70		150.0	

10402-AAC	IEEE 802.11ac WiFi (80MHz, 64-QAM, 99pc duty cycle)	X	5.79	68.18	16.86	0.00	150.0	± 9.6 %
		Y	5.81	67.85	16.61		150.0	
		Z	5.64	67.83	16.63		150.0	
10403-AAB	CDMA2000 (1xEV-DO, Rev. 0)	X	3.59	82.57	20.48	0.00	115.0	± 9.6 %
		Y	1.73	70.44	15.45		115.0	
		Z	1.75	72.09	15.26		115.0	
10404-AAB	CDMA2000 (1xEV-DO, Rev. A)	X	3.59	82.57	20.48	0.00	115.0	± 9.6 %
		Y	1.73	70.44	15.45		115.0	
		Z	1.75	72.09	15.26		115.0	
10406-AAB	CDMA2000, RC3, SO32, SCH0, Full Rate	X	100.00	122.57	31.18	0.00	100.0	± 9.6 %
		Y	18.35	99.60	26.20		100.0	
		Z	100.00	120.33	29.78		100.0	
10410-AAC	LTE-TDD (SC-FDMA, 1 RB, 10 MHz, QPSK, UL Subframe=2,3,4,7,8,9)	X	100.00	120.29	30.51	3.23	80.0	± 9.6 %
		Y	100.00	120.68	31.13		80.0	
		Z	100.00	122.62	31.38		80.0	
10415-AAA	IEEE 802.11b WiFi 2.4 GHz (DSSS, 1 Mbps, 99pc duty cycle)	X	1.09	65.33	16.67	0.00	150.0	± 9.6 %
		Y	1.03	63.31	14.91		150.0	
		Z	1.05	64.05	15.43		150.0	
10416-AAA	IEEE 802.11g WiFi 2.4 GHz (ERP-OFDM, 6 Mbps, 99pc duty cycle)	X	4.67	67.36	16.71	0.00	150.0	± 9.6 %
		Y	4.67	66.86	16.34		150.0	
		Z	4.53	67.14	16.45		150.0	
10417-AAA	IEEE 802.11a/h WiFi 5 GHz (OFDM, 6 Mbps, 99pc duty cycle)	X	4.67	67.36	16.71	0.00	150.0	± 9.6 %
		Y	4.67	66.86	16.34		150.0	
		Z	4.53	67.14	16.45		150.0	
10418-AAA	IEEE 802.11g WiFi 2.4 GHz (DSSS-OFDM, 6 Mbps, 99pc duty cycle, Long preambule)	X	4.66	67.53	16.73	0.00	150.0	± 9.6 %
		Y	4.66	67.00	16.35		150.0	
		Z	4.52	67.33	16.49		150.0	
10419-AAA	IEEE 802.11g WiFi 2.4 GHz (DSSS-OFDM, 6 Mbps, 99pc duty cycle, Short preambule)	X	4.68	67.47	16.73	0.00	150.0	± 9.6 %
		Y	4.68	66.95	16.36		150.0	
		Z	4.54	67.26	16.48		150.0	
10422-AAA	IEEE 802.11n (HT Greenfield, 7.2 Mbps, BPSK)	X	4.80	67.45	16.73	0.00	150.0	± 9.6 %
		Y	4.81	66.96	16.37		150.0	
		Z	4.65	67.24	16.49		150.0	
10423-AAA	IEEE 802.11n (HT Greenfield, 43.3 Mbps, 16-QAM)	X	4.99	67.80	16.85	0.00	150.0	± 9.6 %
		Y	5.00	67.33	16.51		150.0	
		Z	4.80	67.54	16.59		150.0	
10424-AAA	IEEE 802.11n (HT Greenfield, 72.2 Mbps, 64-QAM)	X	4.90	67.76	16.83	0.00	150.0	± 9.6 %
		Y	4.91	67.27	16.47		150.0	
		Z	4.73	67.50	16.57		150.0	
10425-AAA	IEEE 802.11n (HT Greenfield, 15 Mbps, BPSK)	X	5.49	68.02	16.94	0.00	150.0	± 9.6 %
		Y	5.50	67.62	16.64		150.0	
		Z	5.34	67.73	16.73		150.0	
10426-AAA	IEEE 802.11n (HT Greenfield, 90 Mbps, 16-QAM)	X	5.49	68.02	16.94	0.00	150.0	± 9.6 %
		Y	5.51	67.65	16.65		150.0	
		Z	5.36	67.83	16.78		150.0	

10427-AAA	IEEE 802.11n (HT Greenfield, 150 Mbps, 64-QAM)	X	5.50	68.00	16.93	0.00	150.0	± 9.6 %
		Y	5.52	67.64	16.64		150.0	
		Z	5.36	67.74	16.73		150.0	
10430-AAB	LTE-FDD (OFDMA, 5 MHz, E-TM 3.1)	X	4.54	72.09	19.09	0.00	150.0	± 9.6 %
		Y	4.40	70.73	18.36		150.0	
		Z	4.26	71.56	18.37		150.0	
10431-AAB	LTE-FDD (OFDMA, 10 MHz, E-TM 3.1)	X	4.40	68.10	16.85	0.00	150.0	± 9.6 %
		Y	4.40	67.42	16.40		150.0	
		Z	4.19	67.79	16.46		150.0	
10432-AAB	LTE-FDD (OFDMA, 15 MHz, E-TM 3.1)	X	4.68	67.87	16.83	0.00	150.0	± 9.6 %
		Y	4.69	67.31	16.44		150.0	
		Z	4.50	67.59	16.53		150.0	
10433-AAB	LTE-FDD (OFDMA, 20 MHz, E-TM 3.1)	X	4.92	67.80	16.85	0.00	150.0	± 9.6 %
		Y	4.93	67.31	16.50		150.0	
		Z	4.74	67.53	16.59		150.0	
10434-AAA	W-CDMA (BS Test Model 1, 64 DPCH)	X	4.73	73.25	19.23	0.00	150.0	± 9.6 %
		Y	4.51	71.54	18.38		150.0	
		Z	4.38	72.53	18.34		150.0	
10435-AAC	LTE-TDD (SC-FDMA, 1 RB, 20 MHz, QPSK, UL Subframe=2,3,4,7,8,9)	X	100.00	120.11	30.42	3.23	80.0	± 9.6 %
		Y	100.00	120.53	31.07		80.0	
		Z	100.00	122.42	31.29		80.0	
10447-AAB	LTE-FDD (OFDMA, 5 MHz, E-TM 3.1, Clipping 44%)	X	3.76	68.51	16.50	0.00	150.0	± 9.6 %
		Y	3.71	67.48	15.90		150.0	
		Z	3.49	67.91	15.73		150.0	
10448-AAB	LTE-FDD (OFDMA, 10 MHz, E-TM 3.1, Clippin 44%)	X	4.23	67.89	16.73	0.00	150.0	± 9.6 %
		Y	4.22	67.19	16.26		150.0	
		Z	4.04	67.58	16.33		150.0	
10449-AAB	LTE-FDD (OFDMA, 15 MHz, E-TM 3.1, Cliping 44%)	X	4.49	67.72	16.75	0.00	150.0	± 9.6 %
		Y	4.48	67.13	16.34		150.0	
		Z	4.32	67.42	16.43		150.0	
10450-AAB	LTE-FDD (OFDMA, 20 MHz, E-TM 3.1, Clipping 44%)	X	4.67	67.59	16.73	0.00	150.0	± 9.6 %
		Y	4.66	67.07	16.35		150.0	
		Z	4.52	67.31	16.45		150.0	
10451-AAA	W-CDMA (BS Test Model 1, 64 DPCH, Clipping 44%)	X	3.71	68.96	16.29	0.00	150.0	± 9.6 %
		Y	3.63	67.76	15.64		150.0	
		Z	3.37	68.05	15.28		150.0	
10456-AAA	IEEE 802.11ac WiFi (160MHz, 64-QAM, 99pc duty cycle)	X	6.34	68.51	17.03	0.00	150.0	± 9.6 %
		Y	6.36	68.23	16.81		150.0	
		Z	6.24	68.31	16.89		150.0	
10457-AAA	UMTS-FDD (DC-HSDPA)	X	3.87	65.97	16.44	0.00	150.0	± 9.6 %
		Y	3.87	65.48	16.06		150.0	
		Z	3.81	65.79	16.17		150.0	
10458-AAA	CDMA2000 (1xEV-DO, Rev. B, 2 carriers)	X	4.35	72.54	18.72	0.00	150.0	± 9.6 %
		Y	4.10	70.59	17.78		150.0	
		Z	4.02	71.83	17.67		150.0	
10459-AAA	CDMA2000 (1xEV-DO, Rev. B, 3 carriers)	X	5.25	68.89	18.60	0.00	150.0	± 9.6 %
		Y	5.22	68.08	18.20		150.0	
		Z	4.96	68.66	18.04		150.0	

10460-AAA	UMTS-FDD (WCDMA, AMR)	X	1.62	80.44	22.68	0.00	150.0	± 9.6 %
		Y	0.96	69.05	16.73		150.0	
		Z	1.09	72.04	18.32		150.0	
10461-AAA	LTE-TDD (SC-FDMA, 1 RB, 1.4 MHz, QPSK, UL Subframe=2,3,4,7,8,9)	X	100.00	125.40	32.90	3.29	80.0	± 9.6 %
		Y	100.00	122.42	32.02		80.0	
		Z	100.00	127.89	33.84		80.0	
10462-AAA	LTE-TDD (SC-FDMA, 1 RB, 1.4 MHz, 16-QAM, UL Subframe=2,3,4,7,8,9)	X	100.00	109.25	25.21	3.23	80.0	± 9.6 %
		Y	100.00	110.42	26.29		80.0	
		Z	100.00	110.45	25.54		80.0	
10463-AAA	LTE-TDD (SC-FDMA, 1 RB, 1.4 MHz, 64-QAM, UL Subframe=2,3,4,7,8,9)	X	100.00	106.10	23.70	3.23	80.0	± 9.6 %
		Y	31.87	95.11	22.04		80.0	
		Z	100.00	107.01	23.88		80.0	
10464-AAA	LTE-TDD (SC-FDMA, 1 RB, 3 MHz, QPSK, UL Subframe=2,3,4,7,8,9)	X	100.00	123.48	31.85	3.23	80.0	± 9.6 %
		Y	100.00	120.78	31.11		80.0	
		Z	100.00	125.94	32.77		80.0	
10465-AAA	LTE-TDD (SC-FDMA, 1 RB, 3 MHz, 16-QAM, UL Subframe=2,3,4,7,8,9)	X	100.00	108.73	24.95	3.23	80.0	± 9.6 %
		Y	57.38	103.50	24.59		80.0	
		Z	100.00	109.93	25.28		80.0	
10466-AAA	LTE-TDD (SC-FDMA, 1 RB, 3 MHz, 64-QAM, UL Subframe=2,3,4,7,8,9)	X	100.00	105.62	23.47	3.23	80.0	± 9.6 %
		Y	19.30	89.18	20.39		80.0	
		Z	100.00	106.51	23.65		80.0	
10467-AAC	LTE-TDD (SC-FDMA, 1 RB, 5 MHz, QPSK, UL Subframe=2,3,4,7,8,9)	X	100.00	123.71	31.96	3.23	80.0	± 9.6 %
		Y	100.00	120.96	31.19		80.0	
		Z	100.00	126.19	32.89		80.0	
10468-AAC	LTE-TDD (SC-FDMA, 1 RB, 5 MHz, 16-QAM, UL Subframe=2,3,4,7,8,9)	X	100.00	108.89	25.03	3.23	80.0	± 9.6 %
		Y	68.69	105.73	25.14		80.0	
		Z	100.00	110.12	25.37		80.0	
10469-AAC	LTE-TDD (SC-FDMA, 1 RB, 5 MHz, 64-QAM, UL Subframe=2,3,4,7,8,9)	X	100.00	105.63	23.47	3.23	80.0	± 9.6 %
		Y	19.75	89.45	20.46		80.0	
		Z	100.00	106.53	23.66		80.0	
10470-AAC	LTE-TDD (SC-FDMA, 1 RB, 10 MHz, QPSK, UL Subframe=2,3,4,7,8,9)	X	100.00	123.74	31.96	3.23	80.0	± 9.6 %
		Y	100.00	120.98	31.20		80.0	
		Z	100.00	126.22	32.89		80.0	
10471-AAC	LTE-TDD (SC-FDMA, 1 RB, 10 MHz, 16-QAM, UL Subframe=2,3,4,7,8,9)	X	100.00	108.84	25.00	3.23	80.0	± 9.6 %
		Y	69.00	105.75	25.13		80.0	
		Z	100.00	110.07	25.35		80.0	
10472-AAC	LTE-TDD (SC-FDMA, 1 RB, 10 MHz, 64-QAM, UL Subframe=2,3,4,7,8,9)	X	100.00	105.58	23.44	3.23	80.0	± 9.6 %
		Y	19.79	89.46	20.45		80.0	
		Z	100.00	106.47	23.62		80.0	
10473-AAC	LTE-TDD (SC-FDMA, 1 RB, 15 MHz, QPSK, UL Subframe=2,3,4,7,8,9)	X	100.00	123.71	31.95	3.23	80.0	± 9.6 %
		Y	100.00	120.96	31.18		80.0	
		Z	100.00	126.20	32.88		80.0	
10474-AAC	LTE-TDD (SC-FDMA, 1 RB, 15 MHz, 16-QAM, UL Subframe=2,3,4,7,8,9)	X	100.00	108.85	25.00	3.23	80.0	± 9.6 %
		Y	67.79	105.55	25.09		80.0	
		Z	100.00	110.08	25.35		80.0	
10475-AAC	LTE-TDD (SC-FDMA, 1 RB, 15 MHz, 64-QAM, UL Subframe=2,3,4,7,8,9)	X	100.00	105.59	23.45	3.23	80.0	± 9.6 %
		Y	19.52	89.31	20.41		80.0	
		Z	100.00	106.49	23.63		80.0	

10477-AAC	LTE-TDD (SC-FDMA, 1 RB, 20 MHz, 16-QAM, UL Subframe=2,3,4,7,8,9)	X	100.00	108.68	24.92	3.23	80.0	± 9.6 %
		Y	60.00	104.00	24.69		80.0	
		Z	100.00	109.90	25.26		80.0	
10478-AAC	LTE-TDD (SC-FDMA, 1 RB, 20 MHz, 64-QAM, UL Subframe=2,3,4,7,8,9)	X	100.00	105.53	23.42	3.23	80.0	± 9.6 %
		Y	19.24	89.12	20.35		80.0	
		Z	100.00	106.43	23.60		80.0	
10479-AAA	LTE-TDD (SC-FDMA, 50% RB, 1.4 MHz, QPSK, UL Subframe=2,3,4,7,8,9)	X	94.50	124.14	33.84	3.23	80.0	± 9.6 %
		Y	12.50	90.83	25.02		80.0	
		Z	100.00	124.95	33.67		80.0	
10480-AAA	LTE-TDD (SC-FDMA, 50% RB, 1.4 MHz, 16-QAM, UL Subframe=2,3,4,7,8,9)	X	95.67	115.16	29.54	3.23	80.0	± 9.6 %
		Y	12.83	86.63	22.28		80.0	
		Z	100.00	114.83	28.84		80.0	
10481-AAA	LTE-TDD (SC-FDMA, 50% RB, 1.4 MHz, 64-QAM, UL Subframe=2,3,4,7,8,9)	X	58.64	107.02	27.16	3.23	80.0	± 9.6 %
		Y	11.35	84.25	21.22		80.0	
		Z	80.09	110.11	27.23		80.0	
10482-AAA	LTE-TDD (SC-FDMA, 50% RB, 3 MHz, QPSK, UL Subframe=2,3,4,7,8,9)	X	12.89	91.14	23.86	2.23	80.0	± 9.6 %
		Y	6.25	79.51	20.15		80.0	
		Z	8.39	84.42	21.05		80.0	
10483-AAA	LTE-TDD (SC-FDMA, 50% RB, 3 MHz, 16-QAM, UL Subframe=2,3,4,7,8,9)	X	18.92	92.85	24.00	2.23	80.0	± 9.6 %
		Y	8.58	80.90	20.47		80.0	
		Z	13.62	87.31	21.48		80.0	
10484-AAA	LTE-TDD (SC-FDMA, 50% RB, 3 MHz, 64-QAM, UL Subframe=2,3,4,7,8,9)	X	15.36	89.71	23.07	2.23	80.0	± 9.6 %
		Y	7.99	79.65	20.04		80.0	
		Z	10.91	84.16	20.49		80.0	
10485-AAC	LTE-TDD (SC-FDMA, 50% RB, 5 MHz, QPSK, UL Subframe=2,3,4,7,8,9)	X	10.83	89.50	24.25	2.23	80.0	± 9.6 %
		Y	6.29	79.77	20.91		80.0	
		Z	8.35	85.48	22.54		80.0	
10486-AAC	LTE-TDD (SC-FDMA, 50% RB, 5 MHz, 16-QAM, UL Subframe=2,3,4,7,8,9)	X	6.33	78.08	19.97	2.23	80.0	± 9.6 %
		Y	5.11	73.82	18.38		80.0	
		Z	5.40	75.74	18.50		80.0	
10487-AAC	LTE-TDD (SC-FDMA, 50% RB, 5 MHz, 64-QAM, UL Subframe=2,3,4,7,8,9)	X	6.09	77.15	19.61	2.23	80.0	± 9.6 %
		Y	5.06	73.33	18.18		80.0	
		Z	5.20	74.88	18.15		80.0	
10488-AAC	LTE-TDD (SC-FDMA, 50% RB, 10 MHz, QPSK, UL Subframe=2,3,4,7,8,9)	X	7.97	83.54	22.89	2.23	80.0	± 9.6 %
		Y	6.02	77.67	20.60		80.0	
		Z	6.66	81.06	21.92		80.0	
10489-AAC	LTE-TDD (SC-FDMA, 50% RB, 10 MHz, 16-QAM, UL Subframe=2,3,4,7,8,9)	X	5.54	75.17	19.93	2.23	80.0	± 9.6 %
		Y	5.05	72.55	18.77		80.0	
		Z	5.10	74.15	19.29		80.0	
10490-AAC	LTE-TDD (SC-FDMA, 50% RB, 10 MHz, 64-QAM, UL Subframe=2,3,4,7,8,9)	X	5.52	74.58	19.72	2.23	80.0	± 9.6 %
		Y	5.10	72.20	18.66		80.0	
		Z	5.11	73.70	19.12		80.0	
10491-AAC	LTE-TDD (SC-FDMA, 50% RB, 15 MHz, QPSK, UL Subframe=2,3,4,7,8,9)	X	6.68	78.67	21.27	2.23	80.0	± 9.6 %
		Y	5.75	75.05	19.71		80.0	
		Z	5.90	77.08	20.64		80.0	
10492-AAC	LTE-TDD (SC-FDMA, 50% RB, 15 MHz, 16-QAM, UL Subframe=2,3,4,7,8,9)	X	5.47	73.05	19.35	2.23	80.0	± 9.6 %
		Y	5.22	71.31	18.50		80.0	
		Z	5.12	72.35	18.92		80.0	

10493-AAC	LTE-TDD (SC-FDMA, 50% RB, 15 MHz, 64-QAM, UL Subframe=2,3,4,7,8,9)	X	5.48	72.72	19.22	2.23	80.0	± 9.6 %
		Y	5.27	71.08	18.43		80.0	
		Z	5.15	72.07	18.82		80.0	
10494-AAC	LTE-TDD (SC-FDMA, 50% RB, 20 MHz, QPSK, UL Subframe=2,3,4,7,8,9)	X	7.90	81.45	22.09	2.23	80.0	± 9.6 %
		Y	6.41	76.92	20.25		80.0	
		Z	6.69	79.16	21.27		80.0	
10495-AAC	LTE-TDD (SC-FDMA, 50% RB, 20 MHz, 16-QAM, UL Subframe=2,3,4,7,8,9)	X	5.61	73.73	19.62	2.23	80.0	± 9.6 %
		Y	5.32	71.86	18.72		80.0	
		Z	5.21	72.81	19.16		80.0	
10496-AAC	LTE-TDD (SC-FDMA, 50% RB, 20 MHz, 64-QAM, UL Subframe=2,3,4,7,8,9)	X	5.57	73.09	19.41	2.23	80.0	± 9.6 %
		Y	5.35	71.43	18.59		80.0	
		Z	5.21	72.31	18.99		80.0	
10497-AAA	LTE-TDD (SC-FDMA, 100% RB, 1.4 MHz, QPSK, UL Subframe=2,3,4,7,8,9)	X	10.14	86.59	21.54	2.23	80.0	± 9.6 %
		Y	5.12	76.51	18.39		80.0	
		Z	5.35	77.20	17.46		80.0	
10498-AAA	LTE-TDD (SC-FDMA, 100% RB, 1.4 MHz, 16-QAM, UL Subframe=2,3,4,7,8,9)	X	4.29	72.00	15.43	2.23	80.0	± 9.6 %
		Y	3.72	69.52	14.77		80.0	
		Z	2.43	65.17	11.54		80.0	
10499-AAA	LTE-TDD (SC-FDMA, 100% RB, 1.4 MHz, 64-QAM, UL Subframe=2,3,4,7,8,9)	X	3.97	70.70	14.77	2.23	80.0	± 9.6 %
		Y	3.61	68.83	14.36		80.0	
		Z	2.26	64.14	10.91		80.0	
10500-AAA	LTE-TDD (SC-FDMA, 100% RB, 3 MHz, QPSK, UL Subframe=2,3,4,7,8,9)	X	8.79	85.79	23.33	2.23	80.0	± 9.6 %
		Y	5.95	78.30	20.59		80.0	
		Z	7.25	82.97	22.08		80.0	
10501-AAA	LTE-TDD (SC-FDMA, 100% RB, 3 MHz, 16-QAM, UL Subframe=2,3,4,7,8,9)	X	5.90	76.65	19.85	2.23	80.0	± 9.6 %
		Y	5.06	73.18	18.47		80.0	
		Z	5.28	75.13	18.80		80.0	
10502-AAA	LTE-TDD (SC-FDMA, 100% RB, 3 MHz, 64-QAM, UL Subframe=2,3,4,7,8,9)	X	5.87	76.18	19.62	2.23	80.0	± 9.6 %
		Y	5.09	72.91	18.33		80.0	
		Z	5.26	74.71	18.58		80.0	
10503-AAC	LTE-TDD (SC-FDMA, 100% RB, 5 MHz, QPSK, UL Subframe=2,3,4,7,8,9)	X	7.83	83.24	22.77	2.23	80.0	± 9.6 %
		Y	5.94	77.45	20.51		80.0	
		Z	6.55	80.79	21.81		80.0	
10504-AAC	LTE-TDD (SC-FDMA, 100% RB, 5 MHz, 16-QAM, UL Subframe=2,3,4,7,8,9)	X	5.51	75.05	19.87	2.23	80.0	± 9.6 %
		Y	5.02	72.46	18.72		80.0	
		Z	5.07	74.04	19.23		80.0	
10505-AAC	LTE-TDD (SC-FDMA, 100% RB, 5 MHz, 64-QAM, UL Subframe=2,3,4,7,8,9)	X	5.49	74.47	19.66	2.23	80.0	± 9.6 %
		Y	5.07	72.10	18.60		80.0	
		Z	5.08	73.60	19.06		80.0	
10506-AAC	LTE-TDD (SC-FDMA, 100% RB, 10 MHz, QPSK, UL Subframe=2,3,4,7,8,9)	X	7.81	81.23	22.00	2.23	80.0	± 9.6 %
		Y	6.35	76.76	20.18		80.0	
		Z	6.62	78.99	21.19		80.0	
10507-AAC	LTE-TDD (SC-FDMA, 100% RB, 10 MHz, 16-QAM, UL Subframe=2,3,4,7,8,9)	X	5.58	73.65	19.59	2.23	80.0	± 9.6 %
		Y	5.30	71.80	18.69		80.0	
		Z	5.19	72.75	19.13		80.0	

10508-AAC	LTE-TDD (SC-FDMA, 100% RB, 10 MHz, 64-QAM, UL Subframe=2,3,4,7,8,9)	X	5.55	73.01	19.36	2.23	80.0	± 9.6 %
		Y	5.33	71.35	18.55		80.0	
		Z	5.19	72.24	18.95		80.0	
10509-AAC	LTE-TDD (SC-FDMA, 100% RB, 15 MHz, QPSK, UL Subframe=2,3,4,7,8,9)	X	7.03	77.40	20.60	2.23	80.0	± 9.6 %
		Y	6.25	74.54	19.35		80.0	
		Z	6.27	75.89	20.05		80.0	
10510-AAC	LTE-TDD (SC-FDMA, 100% RB, 15 MHz, 16-QAM, UL Subframe=2,3,4,7,8,9)	X	5.86	72.49	19.18	2.23	80.0	± 9.6 %
		Y	5.70	71.14	18.49		80.0	
		Z	5.51	71.73	18.83		80.0	
10511-AAC	LTE-TDD (SC-FDMA, 100% RB, 15 MHz, 64-QAM, UL Subframe=2,3,4,7,8,9)	X	5.83	72.01	19.03	2.23	80.0	± 9.6 %
		Y	5.71	70.79	18.40		80.0	
		Z	5.52	71.35	18.71		80.0	
10512-AAC	LTE-TDD (SC-FDMA, 100% RB, 20 MHz, QPSK, UL Subframe=2,3,4,7,8,9)	X	8.18	80.50	21.58	2.23	80.0	± 9.6 %
		Y	6.82	76.59	19.98		80.0	
		Z	6.97	78.23	20.79		80.0	
10513-AAC	LTE-TDD (SC-FDMA, 100% RB, 20 MHz, 16-QAM, UL Subframe=2,3,4,7,8,9)	X	5.86	73.15	19.44	2.23	80.0	± 9.6 %
		Y	5.65	71.64	18.67		80.0	
		Z	5.45	72.18	19.02		80.0	
10514-AAC	LTE-TDD (SC-FDMA, 100% RB, 20 MHz, 64-QAM, UL Subframe=2,3,4,7,8,9)	X	5.75	72.41	19.20	2.23	80.0	± 9.6 %
		Y	5.60	71.07	18.51		80.0	
		Z	5.40	71.58	18.82		80.0	
10515-AAA	IEEE 802.11b WiFi 2.4 GHz (DSSS, 2 Mbps, 99pc duty cycle)	X	1.06	65.76	16.90	0.00	150.0	± 9.6 %
		Y	1.00	63.51	14.99		150.0	
		Z	1.02	64.32	15.55		150.0	
10516-AAA	IEEE 802.11b WiFi 2.4 GHz (DSSS, 5.5 Mbps, 99pc duty cycle)	X	5.87	117.81	35.86	0.00	150.0	± 9.6 %
		Y	0.66	71.85	18.17		150.0	
		Z	0.94	79.02	21.78		150.0	
10517-AAA	IEEE 802.11b WiFi 2.4 GHz (DSSS, 11 Mbps, 99pc duty cycle)	X	1.03	70.61	19.18	0.00	150.0	± 9.6 %
		Y	0.86	65.67	15.75		150.0	
		Z	0.90	67.08	16.71		150.0	
10518-AAA	IEEE 802.11a/h WiFi 5 GHz (OFDM, 9 Mbps, 99pc duty cycle)	X	4.67	67.45	16.69	0.00	150.0	± 9.6 %
		Y	4.67	66.94	16.33		150.0	
		Z	4.52	67.23	16.44		150.0	
10519-AAA	IEEE 802.11a/h WiFi 5 GHz (OFDM, 12 Mbps, 99pc duty cycle)	X	4.87	67.70	16.81	0.00	150.0	± 9.6 %
		Y	4.88	67.22	16.46		150.0	
		Z	4.69	67.43	16.54		150.0	
10520-AAA	IEEE 802.11a/h WiFi 5 GHz (OFDM, 18 Mbps, 99pc duty cycle)	X	4.72	67.70	16.76	0.00	150.0	± 9.6 %
		Y	4.73	67.19	16.39		150.0	
		Z	4.54	67.39	16.47		150.0	
10521-AAA	IEEE 802.11a/h WiFi 5 GHz (OFDM, 24 Mbps, 99pc duty cycle)	X	4.66	67.72	16.76	0.00	150.0	± 9.6 %
		Y	4.66	67.20	16.38		150.0	
		Z	4.48	67.38	16.46		150.0	
10522-AAA	IEEE 802.11a/h WiFi 5 GHz (OFDM, 36 Mbps, 99pc duty cycle)	X	4.71	67.76	16.82	0.00	150.0	± 9.6 %
		Y	4.71	67.20	16.42		150.0	
		Z	4.54	67.51	16.56		150.0	

10523-AAA	IEEE 802.11a/h WiFi 5 GHz (OFDM, 48 Mbps, 99pc duty cycle)	X	4.59	67.65	16.68	0.00	150.0	± 9.6 %
		Y	4.58	67.09	16.28		150.0	
		Z	4.43	67.41	16.42		150.0	
10524-AAA	IEEE 802.11a/h WiFi 5 GHz (OFDM, 54 Mbps, 99pc duty cycle)	X	4.66	67.69	16.79	0.00	150.0	± 9.6 %
		Y	4.66	67.15	16.40		150.0	
		Z	4.48	67.43	16.53		150.0	
10525-AAA	IEEE 802.11ac WiFi (20MHz, MCS0, 99pc duty cycle)	X	4.63	66.73	16.38	0.00	150.0	± 9.6 %
		Y	4.62	66.18	15.99		150.0	
		Z	4.49	66.49	16.12		150.0	
10526-AAA	IEEE 802.11ac WiFi (20MHz, MCS1, 99pc duty cycle)	X	4.82	67.13	16.53	0.00	150.0	± 9.6 %
		Y	4.82	66.58	16.14		150.0	
		Z	4.64	66.83	16.26		150.0	
10527-AAA	IEEE 802.11ac WiFi (20MHz, MCS2, 99pc duty cycle)	X	4.74	67.11	16.49	0.00	150.0	± 9.6 %
		Y	4.73	66.55	16.09		150.0	
		Z	4.57	66.80	16.20		150.0	
10528-AAA	IEEE 802.11ac WiFi (20MHz, MCS3, 99pc duty cycle)	X	4.76	67.13	16.52	0.00	150.0	± 9.6 %
		Y	4.75	66.57	16.12		150.0	
		Z	4.58	66.81	16.23		150.0	
10529-AAA	IEEE 802.11ac WiFi (20MHz, MCS4, 99pc duty cycle)	X	4.76	67.13	16.52	0.00	150.0	± 9.6 %
		Y	4.75	66.57	16.12		150.0	
		Z	4.58	66.81	16.23		150.0	
10531-AAA	IEEE 802.11ac WiFi (20MHz, MCS6, 99pc duty cycle)	X	4.77	67.27	16.55	0.00	150.0	± 9.6 %
		Y	4.76	66.71	16.15		150.0	
		Z	4.56	66.89	16.24		150.0	
10532-AAA	IEEE 802.11ac WiFi (20MHz, MCS7, 99pc duty cycle)	X	4.62	67.15	16.50	0.00	150.0	± 9.6 %
		Y	4.61	66.57	16.09		150.0	
		Z	4.43	66.75	16.17		150.0	
10533-AAA	IEEE 802.11ac WiFi (20MHz, MCS8, 99pc duty cycle)	X	4.77	67.17	16.50	0.00	150.0	± 9.6 %
		Y	4.76	66.59	16.10		150.0	
		Z	4.59	66.88	16.23		150.0	
10534-AAA	IEEE 802.11ac WiFi (40MHz, MCS0, 99pc duty cycle)	X	5.27	67.15	16.50	0.00	150.0	± 9.6 %
		Y	5.27	66.72	16.17		150.0	
		Z	5.12	66.84	16.26		150.0	
10535-AAA	IEEE 802.11ac WiFi (40MHz, MCS1, 99pc duty cycle)	X	5.34	67.31	16.57	0.00	150.0	± 9.6 %
		Y	5.34	66.86	16.23		150.0	
		Z	5.19	67.03	16.35		150.0	
10536-AAA	IEEE 802.11ac WiFi (40MHz, MCS2, 99pc duty cycle)	X	5.22	67.31	16.55	0.00	150.0	± 9.6 %
		Y	5.21	66.84	16.21		150.0	
		Z	5.06	66.99	16.32		150.0	
10537-AAA	IEEE 802.11ac WiFi (40MHz, MCS3, 99pc duty cycle)	X	5.27	67.26	16.52	0.00	150.0	± 9.6 %
		Y	5.28	66.82	16.20		150.0	
		Z	5.12	66.94	16.29		150.0	
10538-AAA	IEEE 802.11ac WiFi (40MHz, MCS4, 99pc duty cycle)	X	5.37	67.28	16.57	0.00	150.0	± 9.6 %
		Y	5.39	66.89	16.27		150.0	
		Z	5.20	66.94	16.33		150.0	
10540-AAA	IEEE 802.11ac WiFi (40MHz, MCS6, 99pc duty cycle)	X	5.29	67.28	16.59	0.00	150.0	± 9.6 %
		Y	5.29	66.84	16.26		150.0	
		Z	5.13	66.94	16.35		150.0	

10541-AAA	IEEE 802.11ac WiFi (40MHz, MCS7, 99pc duty cycle)	X	5.26	67.15	16.52	0.00	150.0	± 9.6 %
		Y	5.27	66.73	16.20		150.0	
		Z	5.11	66.82	16.27		150.0	
10542-AAA	IEEE 802.11ac WiFi (40MHz, MCS8, 99pc duty cycle)	X	5.42	67.19	16.55	0.00	150.0	± 9.6 %
		Y	5.42	66.79	16.25		150.0	
		Z	5.26	66.90	16.33		150.0	
10543-AAA	IEEE 802.11ac WiFi (40MHz, MCS9, 99pc duty cycle)	X	5.49	67.21	16.57	0.00	150.0	± 9.6 %
		Y	5.51	66.80	16.27		150.0	
		Z	5.32	66.91	16.36		150.0	
10544-AAA	IEEE 802.11ac WiFi (80MHz, MCS0, 99pc duty cycle)	X	5.57	67.22	16.46	0.00	150.0	± 9.6 %
		Y	5.56	66.82	16.16		150.0	
		Z	5.45	66.92	16.24		150.0	
10545-AAA	IEEE 802.11ac WiFi (80MHz, MCS1, 99pc duty cycle)	X	5.77	67.65	16.61	0.00	150.0	± 9.6 %
		Y	5.78	67.25	16.32		150.0	
		Z	5.64	67.38	16.42		150.0	
10546-AAA	IEEE 802.11ac WiFi (80MHz, MCS2, 99pc duty cycle)	X	5.65	67.48	16.55	0.00	150.0	± 9.6 %
		Y	5.65	67.10	16.26		150.0	
		Z	5.50	67.09	16.30		150.0	
10547-AAA	IEEE 802.11ac WiFi (80MHz, MCS3, 99pc duty cycle)	X	5.73	67.53	16.56	0.00	150.0	± 9.6 %
		Y	5.74	67.18	16.29		150.0	
		Z	5.57	67.16	16.32		150.0	
10548-AAA	IEEE 802.11ac WiFi (80MHz, MCS4, 99pc duty cycle)	X	6.02	68.59	17.06	0.00	150.0	± 9.6 %
		Y	6.08	68.34	16.83		150.0	
		Z	5.80	68.04	16.74		150.0	
10550-AAA	IEEE 802.11ac WiFi (80MHz, MCS6, 99pc duty cycle)	X	5.67	67.46	16.54	0.00	150.0	± 9.6 %
		Y	5.67	67.06	16.25		150.0	
		Z	5.54	67.19	16.36		150.0	
10551-AAA	IEEE 802.11ac WiFi (80MHz, MCS7, 99pc duty cycle)	X	5.68	67.52	16.53	0.00	150.0	± 9.6 %
		Y	5.69	67.13	16.25		150.0	
		Z	5.53	67.15	16.30		150.0	
10552-AAA	IEEE 802.11ac WiFi (80MHz, MCS8, 99pc duty cycle)	X	5.59	67.30	16.44	0.00	150.0	± 9.6 %
		Y	5.59	66.90	16.14		150.0	
		Z	5.46	67.00	16.23		150.0	
10553-AAA	IEEE 802.11ac WiFi (80MHz, MCS9, 99pc duty cycle)	X	5.68	67.34	16.48	0.00	150.0	± 9.6 %
		Y	5.68	66.95	16.20		150.0	
		Z	5.53	67.00	16.26		150.0	
10554-AAB	IEEE 802.11ac WiFi (160MHz, MCS0, 99pc duty cycle)	X	5.97	67.57	16.52	0.00	150.0	± 9.6 %
		Y	5.97	67.21	16.26		150.0	
		Z	5.86	67.27	16.32		150.0	
10555-AAB	IEEE 802.11ac WiFi (160MHz, MCS1, 99pc duty cycle)	X	6.11	67.88	16.66	0.00	150.0	± 9.6 %
		Y	6.11	67.54	16.39		150.0	
		Z	5.98	67.57	16.45		150.0	
10556-AAB	IEEE 802.11ac WiFi (160MHz, MCS2, 99pc duty cycle)	X	6.13	67.93	16.67	0.00	150.0	± 9.6 %
		Y	6.13	67.56	16.40		150.0	
		Z	6.01	67.63	16.48		150.0	
10557-AAB	IEEE 802.11ac WiFi (160MHz, MCS3, 99pc duty cycle)	X	6.10	67.85	16.65	0.00	150.0	± 9.6 %
		Y	6.11	67.51	16.40		150.0	
		Z	5.97	67.50	16.43		150.0	

10558-AAB	IEEE 802.11ac WiFi (160MHz, MCS4, 99pc duty cycle)	X	6.16	68.03	16.76	0.00	150.0	± 9.6 %
		Y	6.17	67.70	16.50		150.0	
		Z	6.01	67.66	16.53		150.0	
10560-AAB	IEEE 802.11ac WiFi (160MHz, MCS6, 99pc duty cycle)	X	6.15	67.86	16.71	0.00	150.0	± 9.6 %
		Y	6.16	67.52	16.45		150.0	
		Z	6.00	67.50	16.49		150.0	
10561-AAB	IEEE 802.11ac WiFi (160MHz, MCS7, 99pc duty cycle)	X	6.06	67.83	16.73	0.00	150.0	± 9.6 %
		Y	6.07	67.48	16.47		150.0	
		Z	5.94	67.50	16.52		150.0	
10562-AAB	IEEE 802.11ac WiFi (160MHz, MCS8, 99pc duty cycle)	X	6.21	68.28	16.96	0.00	150.0	± 9.6 %
		Y	6.23	67.97	16.72		150.0	
		Z	6.03	67.79	16.67		150.0	
10563-AAB	IEEE 802.11ac WiFi (160MHz, MCS9, 99pc duty cycle)	X	6.55	68.85	17.19	0.00	150.0	± 9.6 %
		Y	6.59	68.58	16.96		150.0	
		Z	6.12	67.71	16.59		150.0	
10564-AAA	IEEE 802.11g WiFi 2.4 GHz (DSSS-OFDM, 9 Mbps, 99pc duty cycle)	X	4.99	67.50	16.82	0.46	150.0	± 9.6 %
		Y	5.01	67.06	16.50		150.0	
		Z	4.85	67.32	16.61		150.0	
10565-AAA	IEEE 802.11g WiFi 2.4 GHz (DSSS-OFDM, 12 Mbps, 99pc duty cycle)	X	5.24	67.95	17.13	0.46	150.0	± 9.6 %
		Y	5.26	67.54	16.83		150.0	
		Z	5.06	67.72	16.90		150.0	
10566-AAA	IEEE 802.11g WiFi 2.4 GHz (DSSS-OFDM, 18 Mbps, 99pc duty cycle)	X	5.07	67.84	16.98	0.46	150.0	± 9.6 %
		Y	5.10	67.41	16.66		150.0	
		Z	4.90	67.58	16.73		150.0	
10567-AAA	IEEE 802.11g WiFi 2.4 GHz (DSSS-OFDM, 24 Mbps, 99pc duty cycle)	X	5.11	68.24	17.33	0.46	150.0	± 9.6 %
		Y	5.13	67.80	17.01		150.0	
		Z	4.93	67.94	17.07		150.0	
10568-AAA	IEEE 802.11g WiFi 2.4 GHz (DSSS-OFDM, 36 Mbps, 99pc duty cycle)	X	4.99	67.61	16.75	0.46	150.0	± 9.6 %
		Y	5.01	67.15	16.42		150.0	
		Z	4.83	67.42	16.55		150.0	
10569-AAA	IEEE 802.11g WiFi 2.4 GHz (DSSS-OFDM, 48 Mbps, 99pc duty cycle)	X	5.06	68.33	17.39	0.46	150.0	± 9.6 %
		Y	5.07	67.85	17.05		150.0	
		Z	4.91	68.11	17.17		150.0	
10570-AAA	IEEE 802.11g WiFi 2.4 GHz (DSSS-OFDM, 54 Mbps, 99pc duty cycle)	X	5.09	68.14	17.31	0.46	150.0	± 9.6 %
		Y	5.11	67.68	16.98		150.0	
		Z	4.92	67.93	17.09		150.0	
10571-AAA	IEEE 802.11b WiFi 2.4 GHz (DSSS, 1 Mbps, 90pc duty cycle)	X	1.50	68.95	18.38	0.46	130.0	± 9.6 %
		Y	1.40	66.38	16.51		130.0	
		Z	1.40	67.23	17.09		130.0	
10572-AAA	IEEE 802.11b WiFi 2.4 GHz (DSSS, 2 Mbps, 90pc duty cycle)	X	1.55	69.98	18.93	0.46	130.0	± 9.6 %
		Y	1.43	67.06	16.91		130.0	
		Z	1.44	67.99	17.53		130.0	
10573-AAA	IEEE 802.11b WiFi 2.4 GHz (DSSS, 5.5 Mbps, 90pc duty cycle)	X	100.00	153.35	41.94	0.46	130.0	± 9.6 %
		Y	5.15	96.81	26.53		130.0	
		Z	50.11	136.49	37.17		130.0	
10574-AAA	IEEE 802.11b WiFi 2.4 GHz (DSSS, 11 Mbps, 90pc duty cycle)	X	2.59	83.81	24.92	0.46	130.0	± 9.6 %
		Y	1.75	74.27	20.26		130.0	
		Z	1.86	76.56	21.49		130.0	

10575-AAA	IEEE 802.11g WiFi 2.4 GHz (DSSS-OFDM, 6 Mbps, 90pc duty cycle)	X	4.81	67.37	16.92	0.46	130.0	± 9.6 %
		Y	4.84	66.96	16.62		130.0	
		Z	4.68	67.23	16.73		130.0	
10576-AAA	IEEE 802.11g WiFi 2.4 GHz (DSSS-OFDM, 9 Mbps, 90pc duty cycle)	X	4.84	67.54	16.99	0.46	130.0	± 9.6 %
		Y	4.86	67.12	16.68		130.0	
		Z	4.71	67.40	16.79		130.0	
10577-AAA	IEEE 802.11g WiFi 2.4 GHz (DSSS-OFDM, 12 Mbps, 90pc duty cycle)	X	5.05	67.83	17.14	0.46	130.0	± 9.6 %
		Y	5.09	67.44	16.86		130.0	
		Z	4.89	67.64	16.94		130.0	
10578-AAA	IEEE 802.11g WiFi 2.4 GHz (DSSS-OFDM, 18 Mbps, 90pc duty cycle)	X	4.96	68.04	17.27	0.46	130.0	± 9.6 %
		Y	4.99	67.62	16.97		130.0	
		Z	4.79	67.80	17.04		130.0	
10579-AAA	IEEE 802.11g WiFi 2.4 GHz (DSSS-OFDM, 24 Mbps, 90pc duty cycle)	X	4.73	67.38	16.62	0.46	130.0	± 9.6 %
		Y	4.76	66.96	16.31		130.0	
		Z	4.57	67.14	16.40		130.0	
10580-AAA	IEEE 802.11g WiFi 2.4 GHz (DSSS-OFDM, 36 Mbps, 90pc duty cycle)	X	4.77	67.37	16.62	0.46	130.0	± 9.6 %
		Y	4.80	66.94	16.31		130.0	
		Z	4.61	67.21	16.43		130.0	
10581-AAA	IEEE 802.11g WiFi 2.4 GHz (DSSS-OFDM, 48 Mbps, 90pc duty cycle)	X	4.86	68.14	17.25	0.46	130.0	± 9.6 %
		Y	4.89	67.70	16.92		130.0	
		Z	4.70	67.90	17.02		130.0	
10582-AAA	IEEE 802.11g WiFi 2.4 GHz (DSSS-OFDM, 54 Mbps, 90pc duty cycle)	X	4.67	67.12	16.41	0.46	130.0	± 9.6 %
		Y	4.71	66.71	16.10		130.0	
		Z	4.51	66.92	16.20		130.0	
10583-AAA	IEEE 802.11a/h WiFi 5 GHz (OFDM, 6 Mbps, 90pc duty cycle)	X	4.81	67.37	16.92	0.46	130.0	± 9.6 %
		Y	4.84	66.96	16.62		130.0	
		Z	4.68	67.23	16.73		130.0	
10584-AAA	IEEE 802.11a/h WiFi 5 GHz (OFDM, 9 Mbps, 90pc duty cycle)	X	4.84	67.54	16.99	0.46	130.0	± 9.6 %
		Y	4.86	67.12	16.68		130.0	
		Z	4.71	67.40	16.79		130.0	
10585-AAA	IEEE 802.11a/h WiFi 5 GHz (OFDM, 12 Mbps, 90pc duty cycle)	X	5.05	67.83	17.14	0.46	130.0	± 9.6 %
		Y	5.09	67.44	16.86		130.0	
		Z	4.89	67.64	16.94		130.0	
10586-AAA	IEEE 802.11a/h WiFi 5 GHz (OFDM, 18 Mbps, 90pc duty cycle)	X	4.96	68.04	17.27	0.46	130.0	± 9.6 %
		Y	4.99	67.62	16.97		130.0	
		Z	4.79	67.80	17.04		130.0	
10587-AAA	IEEE 802.11a/h WiFi 5 GHz (OFDM, 24 Mbps, 90pc duty cycle)	X	4.73	67.38	16.62	0.46	130.0	± 9.6 %
		Y	4.76	66.96	16.31		130.0	
		Z	4.57	67.14	16.40		130.0	
10588-AAA	IEEE 802.11a/h WiFi 5 GHz (OFDM, 36 Mbps, 90pc duty cycle)	X	4.77	67.37	16.62	0.46	130.0	± 9.6 %
		Y	4.80	66.94	16.31		130.0	
		Z	4.61	67.21	16.43		130.0	
10589-AAA	IEEE 802.11a/h WiFi 5 GHz (OFDM, 48 Mbps, 90pc duty cycle)	X	4.86	68.14	17.25	0.46	130.0	± 9.6 %
		Y	4.89	67.70	16.92		130.0	
		Z	4.70	67.90	17.02		130.0	
10590-AAA	IEEE 802.11a/h WiFi 5 GHz (OFDM, 54 Mbps, 90pc duty cycle)	X	4.67	67.12	16.41	0.46	130.0	± 9.6 %
		Y	4.71	66.71	16.10		130.0	
		Z	4.51	66.92	16.20		130.0	

10591-AAA	IEEE 802.11n (HT Mixed, 20MHz, MCS0, 90pc duty cycle)	X	4.95	67.39	16.99	0.46	130.0	± 9.6 %
		Y	4.98	67.01	16.71		130.0	
		Z	4.83	67.26	16.81		130.0	
10592-AAA	IEEE 802.11n (HT Mixed, 20MHz, MCS1, 90pc duty cycle)	X	5.12	67.74	17.12	0.46	130.0	± 9.6 %
		Y	5.15	67.35	16.84		130.0	
		Z	4.97	67.58	16.94		130.0	
10593-AAA	IEEE 802.11n (HT Mixed, 20MHz, MCS2, 90pc duty cycle)	X	5.04	67.68	17.02	0.46	130.0	± 9.6 %
		Y	5.08	67.30	16.74		130.0	
		Z	4.89	67.49	16.82		130.0	
10594-AAA	IEEE 802.11n (HT Mixed, 20MHz, MCS3, 90pc duty cycle)	X	5.10	67.84	17.17	0.46	130.0	± 9.6 %
		Y	5.14	67.45	16.88		130.0	
		Z	4.94	67.65	16.97		130.0	
10595-AAA	IEEE 802.11n (HT Mixed, 20MHz, MCS4, 90pc duty cycle)	X	5.07	67.81	17.07	0.46	130.0	± 9.6 %
		Y	5.11	67.42	16.78		130.0	
		Z	4.91	67.63	16.88		130.0	
10596-AAA	IEEE 802.11n (HT Mixed, 20MHz, MCS5, 90pc duty cycle)	X	5.01	67.82	17.09	0.46	130.0	± 9.6 %
		Y	5.05	67.42	16.79		130.0	
		Z	4.85	67.64	16.90		130.0	
10597-AAA	IEEE 802.11n (HT Mixed, 20MHz, MCS6, 90pc duty cycle)	X	4.96	67.75	16.98	0.46	130.0	± 9.6 %
		Y	5.00	67.35	16.69		130.0	
		Z	4.80	67.53	16.77		130.0	
10598-AAA	IEEE 802.11n (HT Mixed, 20MHz, MCS7, 90pc duty cycle)	X	4.95	68.01	17.26	0.46	130.0	± 9.6 %
		Y	4.98	67.61	16.96		130.0	
		Z	4.78	67.73	17.01		130.0	
10599-AAA	IEEE 802.11n (HT Mixed, 40MHz, MCS0, 90pc duty cycle)	X	5.60	67.86	17.12	0.46	130.0	± 9.6 %
		Y	5.66	67.61	16.91		130.0	
		Z	5.48	67.70	16.99		130.0	
10600-AAA	IEEE 802.11n (HT Mixed, 40MHz, MCS1, 90pc duty cycle)	X	5.78	68.39	17.36	0.46	130.0	± 9.6 %
		Y	5.85	68.19	17.17		130.0	
		Z	5.62	68.16	17.20		130.0	
10601-AAA	IEEE 802.11n (HT Mixed, 40MHz, MCS2, 90pc duty cycle)	X	5.65	68.09	17.22	0.46	130.0	± 9.6 %
		Y	5.71	67.83	17.01		130.0	
		Z	5.51	67.89	17.08		130.0	
10602-AAA	IEEE 802.11n (HT Mixed, 40MHz, MCS3, 90pc duty cycle)	X	5.73	68.07	17.13	0.46	130.0	± 9.6 %
		Y	5.79	67.82	16.93		130.0	
		Z	5.63	68.04	17.07		130.0	
10603-AAA	IEEE 802.11n (HT Mixed, 40MHz, MCS4, 90pc duty cycle)	X	5.82	68.41	17.43	0.46	130.0	± 9.6 %
		Y	5.87	68.11	17.19		130.0	
		Z	5.69	68.27	17.32		130.0	
10604-AAA	IEEE 802.11n (HT Mixed, 40MHz, MCS5, 90pc duty cycle)	X	5.61	67.82	17.13	0.46	130.0	± 9.6 %
		Y	5.66	67.56	16.91		130.0	
		Z	5.56	67.91	17.12		130.0	
10605-AAA	IEEE 802.11n (HT Mixed, 40MHz, MCS6, 90pc duty cycle)	X	5.73	68.17	17.30	0.46	130.0	± 9.6 %
		Y	5.77	67.87	17.07		130.0	
		Z	5.62	68.08	17.21		130.0	
10606-AAA	IEEE 802.11n (HT Mixed, 40MHz, MCS7, 90pc duty cycle)	X	5.50	67.62	16.90	0.46	130.0	± 9.6 %
		Y	5.53	67.31	16.65		130.0	
		Z	5.35	67.34	16.70		130.0	

10607-AAA	IEEE 802.11ac WiFi (20MHz, MCS0, 90pc duty cycle)	X	4.80	66.75	16.64	0.46	130.0	± 9.6 %
		Y	4.81	66.30	16.32		130.0	
		Z	4.67	66.60	16.45		130.0	
10608-AAA	IEEE 802.11ac WiFi (20MHz, MCS1, 90pc duty cycle)	X	5.00	67.18	16.81	0.46	130.0	± 9.6 %
		Y	5.02	66.72	16.48		130.0	
		Z	4.84	66.98	16.61		130.0	
10609-AAA	IEEE 802.11ac WiFi (20MHz, MCS2, 90pc duty cycle)	X	4.89	67.06	16.67	0.46	130.0	± 9.6 %
		Y	4.91	66.60	16.34		130.0	
		Z	4.73	66.84	16.45		130.0	
10610-AAA	IEEE 802.11ac WiFi (20MHz, MCS3, 90pc duty cycle)	X	4.94	67.21	16.82	0.46	130.0	± 9.6 %
		Y	4.96	66.76	16.50		130.0	
		Z	4.78	66.99	16.61		130.0	
10611-AAA	IEEE 802.11ac WiFi (20MHz, MCS4, 90pc duty cycle)	X	4.86	67.03	16.68	0.46	130.0	± 9.6 %
		Y	4.89	66.59	16.36		130.0	
		Z	4.70	66.81	16.46		130.0	
10612-AAA	IEEE 802.11ac WiFi (20MHz, MCS5, 90pc duty cycle)	X	4.88	67.21	16.74	0.46	130.0	± 9.6 %
		Y	4.90	66.74	16.40		130.0	
		Z	4.71	66.99	16.53		130.0	
10613-AAA	IEEE 802.11ac WiFi (20MHz, MCS6, 90pc duty cycle)	X	4.89	67.11	16.63	0.46	130.0	± 9.6 %
		Y	4.91	66.65	16.30		130.0	
		Z	4.71	66.83	16.39		130.0	
10614-AAA	IEEE 802.11ac WiFi (20MHz, MCS7, 90pc duty cycle)	X	4.83	67.31	16.87	0.46	130.0	± 9.6 %
		Y	4.85	66.84	16.53		130.0	
		Z	4.66	67.02	16.61		130.0	
10615-AAA	IEEE 802.11ac WiFi (20MHz, MCS8, 90pc duty cycle)	X	4.86	66.85	16.46	0.46	130.0	± 9.6 %
		Y	4.89	66.40	16.13		130.0	
		Z	4.70	66.67	16.26		130.0	
10616-AAA	IEEE 802.11ac WiFi (40MHz, MCS0, 90pc duty cycle)	X	5.44	67.18	16.77	0.46	130.0	± 9.6 %
		Y	5.47	66.84	16.51		130.0	
		Z	5.30	66.94	16.59		130.0	
10617-AAA	IEEE 802.11ac WiFi (40MHz, MCS1, 90pc duty cycle)	X	5.50	67.33	16.81	0.46	130.0	± 9.6 %
		Y	5.52	66.94	16.53		130.0	
		Z	5.38	67.17	16.68		130.0	
10618-AAA	IEEE 802.11ac WiFi (40MHz, MCS2, 90pc duty cycle)	X	5.40	67.39	16.87	0.46	130.0	± 9.6 %
		Y	5.42	67.02	16.59		130.0	
		Z	5.27	67.18	16.70		130.0	
10619-AAA	IEEE 802.11ac WiFi (40MHz, MCS3, 90pc duty cycle)	X	5.42	67.21	16.71	0.46	130.0	± 9.6 %
		Y	5.44	66.85	16.44		130.0	
		Z	5.28	66.96	16.53		130.0	
10620-AAA	IEEE 802.11ac WiFi (40MHz, MCS4, 90pc duty cycle)	X	5.51	67.25	16.78	0.46	130.0	± 9.6 %
		Y	5.56	66.94	16.53		130.0	
		Z	5.36	66.98	16.59		130.0	
10621-AAA	IEEE 802.11ac WiFi (40MHz, MCS5, 90pc duty cycle)	X	5.50	67.33	16.93	0.46	130.0	± 9.6 %
		Y	5.53	67.00	16.68		130.0	
		Z	5.36	67.10	16.76		130.0	
10622-AAA	IEEE 802.11ac WiFi (40MHz, MCS6, 90pc duty cycle)	X	5.51	67.50	17.01	0.46	130.0	± 9.6 %
		Y	5.53	67.13	16.73		130.0	
		Z	5.38	67.30	16.85		130.0	

10623-AAA	IEEE 802.11ac WiFi (40MHz, MCS7, 90pc duty cycle)	X	5.39	67.03	16.66	0.46	130.0	± 9.6 %
		Y	5.41	66.69	16.40		130.0	
		Z	5.25	66.80	16.48		130.0	
10624-AAA	IEEE 802.11ac WiFi (40MHz, MCS8, 90pc duty cycle)	X	5.58	67.21	16.80	0.46	130.0	± 9.6 %
		Y	5.61	66.88	16.56		130.0	
		Z	5.44	66.99	16.64		130.0	
10625-AAA	IEEE 802.11ac WiFi (40MHz, MCS9, 90pc duty cycle)	X	5.99	68.31	17.39	0.46	130.0	± 9.6 %
		Y	6.04	68.02	17.17		130.0	
		Z	5.71	67.69	17.04		130.0	
10626-AAA	IEEE 802.11ac WiFi (80MHz, MCS0, 90pc duty cycle)	X	5.71	67.19	16.69	0.46	130.0	± 9.6 %
		Y	5.72	66.86	16.44		130.0	
		Z	5.61	66.97	16.54		130.0	
10627-AAA	IEEE 802.11ac WiFi (80MHz, MCS1, 90pc duty cycle)	X	5.96	67.77	16.93	0.46	130.0	± 9.6 %
		Y	5.99	67.46	16.69		130.0	
		Z	5.86	67.59	16.81		130.0	
10628-AAA	IEEE 802.11ac WiFi (80MHz, MCS2, 90pc duty cycle)	X	5.76	67.34	16.66	0.46	130.0	± 9.6 %
		Y	5.79	67.03	16.42		130.0	
		Z	5.63	67.03	16.47		130.0	
10629-AAA	IEEE 802.11ac WiFi (80MHz, MCS3, 90pc duty cycle)	X	5.85	67.42	16.69	0.46	130.0	± 9.6 %
		Y	5.87	67.09	16.44		130.0	
		Z	5.71	67.12	16.51		130.0	
10630-AAA	IEEE 802.11ac WiFi (80MHz, MCS4, 90pc duty cycle)	X	6.37	69.15	17.55	0.46	130.0	± 9.6 %
		Y	6.48	69.04	17.41		130.0	
		Z	6.10	68.51	17.21		130.0	
10631-AAA	IEEE 802.11ac WiFi (80MHz, MCS5, 90pc duty cycle)	X	6.23	68.84	17.58	0.46	130.0	± 9.6 %
		Y	6.30	68.64	17.40		130.0	
		Z	6.00	68.26	17.26		130.0	
10632-AAA	IEEE 802.11ac WiFi (80MHz, MCS6, 90pc duty cycle)	X	5.93	67.81	17.09	0.46	130.0	± 9.6 %
		Y	5.96	67.50	16.85		130.0	
		Z	5.82	67.64	16.97		130.0	
10633-AAA	IEEE 802.11ac WiFi (80MHz, MCS7, 90pc duty cycle)	X	5.83	67.50	16.76	0.46	130.0	± 9.6 %
		Y	5.88	67.25	16.56		130.0	
		Z	5.69	67.21	16.59		130.0	
10634-AAA	IEEE 802.11ac WiFi (80MHz, MCS8, 90pc duty cycle)	X	5.81	67.52	16.84	0.46	130.0	± 9.6 %
		Y	5.85	67.23	16.61		130.0	
		Z	5.67	67.21	16.64		130.0	
10635-AAA	IEEE 802.11ac WiFi (80MHz, MCS9, 90pc duty cycle)	X	5.70	66.87	16.25	0.46	130.0	± 9.6 %
		Y	5.74	66.58	16.02		130.0	
		Z	5.55	66.58	16.07		130.0	
10636-AAB	IEEE 802.11ac WiFi (160MHz, MCS0, 90pc duty cycle)	X	6.12	67.55	16.76	0.46	130.0	± 9.6 %
		Y	6.14	67.26	16.54		130.0	
		Z	6.03	67.32	16.61		130.0	
10637-AAB	IEEE 802.11ac WiFi (160MHz, MCS1, 90pc duty cycle)	X	6.28	67.94	16.93	0.46	130.0	± 9.6 %
		Y	6.31	67.65	16.72		130.0	
		Z	6.19	67.72	16.79		130.0	
10638-AAB	IEEE 802.11ac WiFi (160MHz, MCS2, 90pc duty cycle)	X	6.28	67.91	16.90	0.46	130.0	± 9.6 %
		Y	6.31	67.62	16.68		130.0	
		Z	6.18	67.68	16.75		130.0	

10639-AAB	IEEE 802.11ac WiFi (160MHz, MCS3, 90pc duty cycle)	X	6.27	67.88	16.93	0.46	130.0	± 9.6 %
		Y	6.30	67.62	16.73		130.0	
		Z	6.15	67.59	16.75		130.0	
10640-AAB	IEEE 802.11ac WiFi (160MHz, MCS4, 90pc duty cycle)	X	6.29	67.93	16.90	0.46	130.0	± 9.6 %
		Y	6.33	67.70	16.71		130.0	
		Z	6.15	67.62	16.71		130.0	
10641-AAB	IEEE 802.11ac WiFi (160MHz, MCS5, 90pc duty cycle)	X	6.30	67.74	16.81	0.46	130.0	± 9.6 %
		Y	6.32	67.44	16.59		130.0	
		Z	6.22	67.59	16.72		130.0	
10642-AAB	IEEE 802.11ac WiFi (160MHz, MCS6, 90pc duty cycle)	X	6.36	68.03	17.13	0.46	130.0	± 9.6 %
		Y	6.39	67.76	16.92		130.0	
		Z	6.23	67.75	16.95		130.0	
10643-AAB	IEEE 802.11ac WiFi (160MHz, MCS7, 90pc duty cycle)	X	6.19	67.72	16.88	0.46	130.0	± 9.6 %
		Y	6.22	67.45	16.67		130.0	
		Z	6.09	67.50	16.74		130.0	
10644-AAB	IEEE 802.11ac WiFi (160MHz, MCS8, 90pc duty cycle)	X	6.39	68.34	17.21	0.46	130.0	± 9.6 %
		Y	6.45	68.14	17.04		130.0	
		Z	6.20	67.86	16.93		130.0	
10645-AAB	IEEE 802.11ac WiFi (160MHz, MCS9, 90pc duty cycle)	X	6.86	69.27	17.61	0.46	130.0	± 9.6 %
		Y	6.87	68.89	17.35		130.0	
		Z	6.34	67.93	16.93		130.0	
10646-AAD	LTE-TDD (SC-FDMA, 1 RB, 5 MHz, QPSK, UL Subframe=2,7)	X	58.91	128.47	41.72	9.30	60.0	± 9.6 %
		Y	22.23	103.66	34.19		60.0	
		Z	97.77	144.05	46.65		60.0	
10647-AAC	LTE-TDD (SC-FDMA, 1 RB, 20 MHz, QPSK, UL Subframe=2,7)	X	62.96	130.94	42.54	9.30	60.0	± 9.6 %
		Y	22.84	105.02	34.74		60.0	
		Z	100.00	145.78	47.28		60.0	
10648-AAA	CDMA2000 (1x Advanced)	X	1.21	71.90	15.83	0.00	150.0	± 9.6 %
		Y	0.81	64.89	12.16		150.0	
		Z	0.74	65.22	11.47		150.0	
10652-AAB	LTE-TDD (OFDMA, 5 MHz, E-TM 3.1, Clipping 44%)	X	4.72	70.40	18.28	2.23	80.0	± 9.6 %
		Y	4.59	69.04	17.59		80.0	
		Z	4.50	69.96	17.82		80.0	
10653-AAB	LTE-TDD (OFDMA, 10 MHz, E-TM 3.1, Clipping 44%)	X	5.05	69.01	18.05	2.23	80.0	± 9.6 %
		Y	5.03	68.18	17.58		80.0	
		Z	4.88	68.67	17.76		80.0	
10654-AAB	LTE-TDD (OFDMA, 15 MHz, E-TM 3.1, Clipping 44%)	X	4.97	68.58	18.01	2.23	80.0	± 9.6 %
		Y	4.96	67.84	17.57		80.0	
		Z	4.83	68.24	17.75		80.0	
10655-AAB	LTE-TDD (OFDMA, 20 MHz, E-TM 3.1, Clipping 44%)	X	5.02	68.56	18.04	2.23	80.0	± 9.6 %
		Y	5.02	67.86	17.60		80.0	
		Z	4.89	68.17	17.77		80.0	

[E] Uncertainty is determined using the max. deviation from linear response applying rectangular distribution and is expressed for the square of the field value.

Calibration Laboratory of
Schmid & Partner
Engineering AG
Zeughausstrasse 43, 8004 Zurich, Switzerland

S Schweizerischer Kalibrierdienst
C Service suisse d'étalonnage
Servizio svizzero di taratura
S Swiss Calibration Service

Accredited by the Swiss Accreditation Service (SAS)
The Swiss Accreditation Service is one of the signatories to the EA Multilateral Agreement for the recognition of calibration certificates

Accreditation No.: SCS 0108

Client **PC Test**

Certificate No: ES3-3329_Feb18

CALIBRATION CERTIFICATE

Object	ES3DV3 - SN:3329
Calibration procedure(s)	QA CAL-01.v9, QA CAL-23.v5, QA CAL-25.v6 Calibration procedure for dosimetric E-field probes
Calibration date:	February 13, 2018

SC ✓ 2/19/2018

This calibration certificate documents the traceability to national standards, which realize the physical units of measurements (SI).
The measurements and the uncertainties with confidence probability are given on the following pages and are part of the certificate.

All calibrations have been conducted in the closed laboratory facility: environment temperature (22 ± 3)°C and humidity < 70%.

Calibration Equipment used (M&TE critical for calibration)

Primary Standards	ID	Cal Date (Certificate No.)	Scheduled Calibration
Power meter NRP	SN: 104778	04-Apr-17 (No. 217-02521/02522)	Apr-18
Power sensor NRP-Z91	SN: 103244	04-Apr-17 (No. 217-02521)	Apr-18
Power sensor NRP-Z91	SN: 103245	04-Apr-17 (No. 217-02525)	Apr-18
Reference 20 dB Attenuator	SN: S5277 (20x)	07-Apr-17 (No. 217-02528)	Apr-18
Reference Probe ES3DV2	SN: 3013	30-Dec-17 (No. ES3-3013_Dec17)	Dec-18
DAE4	SN: 660	21-Dec-17 (No. DAE4-660_Dec17)	Dec-18
Secondary Standards	ID	Check Date (in house)	Scheduled Check
Power meter E4419B	SN: GB41293874	06-Apr-16 (in house check Jun-16)	In house check: Jun-18
Power sensor E4412A	SN: MY41498087	06-Apr-16 (in house check Jun-16)	In house check: Jun-18
Power sensor E4412A	SN: 000110210	06-Apr-16 (in house check Jun-16)	In house check: Jun-18
RF generator HP 8648C	SN: US3642U01700	04-Aug-99 (in house check Jun-16)	In house check: Jun-18
Network Analyzer HP 8753E	SN: US37390585	18-Oct-01 (in house check Oct-17)	In house check: Oct-18

	Name	Function	Signature
Calibrated by:	Michael Weber	Laboratory Technician	M. Weber
Approved by:	Katja Pokovic	Technical Manager	

Issued: February 13, 2018

This calibration certificate shall not be reproduced except in full without written approval of the laboratory.

Glossary:

TSL	tissue simulating liquid
NORMx,y,z	sensitivity in free space
ConvF	sensitivity in TSL / NORMx,y,z
DCP	diode compression point
CF	crest factor (1/duty_cycle) of the RF signal
A, B, C, D	modulation dependent linearization parameters
Polarization φ	φ rotation around probe axis
Polarization ϑ	ϑ rotation around an axis that is in the plane normal to probe axis (at measurement center), i.e., ϑ = 0 is normal to probe axis
Connector Angle	information used in DASY system to align probe sensor X to the robot coordinate system

Calibration is Performed According to the Following Standards:

a) IEEE Std 1528-2013, "IEEE Recommended Practice for Determining the Peak Spatial-Averaged Specific Absorption Rate (SAR) in the Human Head from Wireless Communications Devices: Measurement Techniques", June 2013
b) IEC 62209-1, ", "Measurement procedure for the assessment of Specific Absorption Rate (SAR) from hand-held and body-mounted devices used next to the ear (frequency range of 300 MHz to 6 GHz)", July 2016
c) IEC 62209-2, "Procedure to determine the Specific Absorption Rate (SAR) for wireless communication devices used in close proximity to the human body (frequency range of 30 MHz to 6 GHz)", March 2010
d) KDB 865664, "SAR Measurement Requirements for 100 MHz to 6 GHz"

Methods Applied and Interpretation of Parameters:

- *NORMx,y,z:* Assessed for E-field polarization ϑ = 0 (f ≤ 900 MHz in TEM-cell; f > 1800 MHz: R22 waveguide). NORMx,y,z are only intermediate values, i.e., the uncertainties of NORMx,y,z does not affect the E^2-field uncertainty inside TSL (see below *ConvF*).
- *NORM(f)x,y,z = NORMx,y,z * frequency_response* (see Frequency Response Chart). This linearization is implemented in DASY4 software versions later than 4.2. The uncertainty of the frequency response is included in the stated uncertainty of *ConvF*.
- *DCPx,y,z:* DCP are numerical linearization parameters assessed based on the data of power sweep with CW signal (no uncertainty required). DCP does not depend on frequency nor media.
- *PAR:* PAR is the Peak to Average Ratio that is not calibrated but determined based on the signal characteristics
- *Ax,y,z; Bx,y,z; Cx,y,z; Dx,y,z; VRx,y,z: A, B, C, D* are numerical linearization parameters assessed based on the data of power sweep for specific modulation signal. The parameters do not depend on frequency nor media. *VR* is the maximum calibration range expressed in RMS voltage across the diode.
- *ConvF and Boundary Effect Parameters:* Assessed in flat phantom using E-field (or Temperature Transfer Standard for f ≤ 800 MHz) and inside waveguide using analytical field distributions based on power measurements for f > 800 MHz. The same setups are used for assessment of the parameters applied for boundary compensation (alpha, depth) of which typical uncertainty values are given. These parameters are used in DASY4 software to improve probe accuracy close to the boundary. The sensitivity in TSL corresponds to *NORMx,y,z * ConvF* whereby the uncertainty corresponds to that given for *ConvF*. A frequency dependent *ConvF* is used in DASY version 4.4 and higher which allows extending the validity from ± 50 MHz to ± 100 MHz.
- *Spherical isotropy (3D deviation from isotropy)*: in a field of low gradients realized using a flat phantom exposed by a patch antenna.
- *Sensor Offset*: The sensor offset corresponds to the offset of virtual measurement center from the probe tip (on probe axis). No tolerance required.
- *Connector Angle*: The angle is assessed using the information gained by determining the *NORMx* (no uncertainty required).

Probe ES3DV3

SN:3329

Manufactured: January 24, 2012
Calibrated: February 13, 2018

Calibrated for DASY/EASY Systems
(Note: non-compatible with DASY2 system!)

DASY/EASY - Parameters of Probe: ES3DV3 - SN:3329

Basic Calibration Parameters

	Sensor X	Sensor Y	Sensor Z	Unc (k=2)
Norm ($\mu V/(V/m)^2$)[A]	1.08	1.15	1.10	± 10.1 %
DCP (mV)[B]	105.0	106.3	106.7	

Modulation Calibration Parameters

UID	Communication System Name		A dB	B dB$\sqrt{\mu V}$	C	D dB	VR mV	Unc[E] (k=2)
0	CW	X	0.0	0.0	1.0	0.00	192.2	±3.5 %
		Y	0.0	0.0	1.0		202.5	
		Z	0.0	0.0	1.0		197.3	

Note: For details on UID parameters see Appendix.

Sensor Model Parameters

	C1 fF	C2 fF	α V^{-1}	T1 $ms.V^{-2}$	T2 $ms.V^{-1}$	T3 ms	T4 V^{-2}	T5 V^{-1}	T6
X	61.07	442.7	35.96	29.67	3.213	5.100	0.000	0.729	1.011
Y	61.44	428.6	33.77	29.49	3.159	5.087	1.026	0.480	1.011
Z	54.90	393.3	35.27	28.94	2.446	5.100	0.839	0.494	1.010

The reported uncertainty of measurement is stated as the standard uncertainty of measurement multiplied by the coverage factor k=2, which for a normal distribution corresponds to a coverage probability of approximately 95%.

[A] The uncertainties of Norm X,Y,Z do not affect the E^2-field uncertainty inside TSL (see Pages 5 and 6).
[B] Numerical linearization parameter: uncertainty not required.
[E] Uncertainty is determined using the max. deviation from linear response applying rectangular distribution and is expressed for the square of the field value.

DASY/EASY - Parameters of Probe: ES3DV3 - SN:3329

Calibration Parameter Determined in Head Tissue Simulating Media

f (MHz) [C]	Relative Permittivity [F]	Conductivity (S/m) [F]	ConvF X	ConvF Y	ConvF Z	Alpha [G]	Depth [G] (mm)	Unc (k=2)
750	41.9	0.89	6.79	6.79	6.79	0.59	1.32	± 12.0 %
835	41.5	0.90	6.41	6.41	6.41	0.66	1.28	± 12.0 %
1750	40.1	1.37	5.42	5.42	5.42	0.49	1.45	± 12.0 %
1900	40.0	1.40	5.22	5.22	5.22	0.80	1.18	± 12.0 %
2300	39.5	1.67	4.88	4.88	4.88	0.80	1.22	± 12.0 %
2450	39.2	1.80	4.69	4.69	4.69	0.68	1.38	± 12.0 %
2600	39.0	1.96	4.52	4.52	4.52	0.80	1.26	± 12.0 %

[C] Frequency validity above 300 MHz of ± 100 MHz only applies for DASY v4.4 and higher (see Page 2), else it is restricted to ± 50 MHz. The uncertainty is the RSS of the ConvF uncertainty at calibration frequency and the uncertainty for the indicated frequency band. Frequency validity below 300 MHz is ± 10, 25, 40, 50 and 70 MHz for ConvF assessments at 30, 64, 128, 150 and 220 MHz respectively. Above 5 GHz frequency validity can be extended to ± 110 MHz.

[F] At frequencies below 3 GHz, the validity of tissue parameters (ε and σ) can be relaxed to ± 10% if liquid compensation formula is applied to measured SAR values. At frequencies above 3 GHz, the validity of tissue parameters (ε and σ) is restricted to ± 5%. The uncertainty is the RSS of the ConvF uncertainty for indicated target tissue parameters.

[G] Alpha/Depth are determined during calibration. SPEAG warrants that the remaining deviation due to the boundary effect after compensation is always less than ± 1% for frequencies below 3 GHz and below ± 2% for frequencies between 3-6 GHz at any distance larger than half the probe tip diameter from the boundary.

DASY/EASY - Parameters of Probe: ES3DV3 - SN:3329

Calibration Parameter Determined in Body Tissue Simulating Media

f (MHz) [C]	Relative Permittivity [F]	Conductivity (S/m) [F]	ConvF X	ConvF Y	ConvF Z	Alpha [G]	Depth [G] (mm)	Unc (k=2)
750	55.5	0.96	6.32	6.32	6.32	0.55	1.43	± 12.0 %
835	55.2	0.97	6.24	6.24	6.24	0.80	1.14	± 12.0 %
1750	53.4	1.49	5.04	5.04	5.04	0.45	1.68	± 12.0 %
1900	53.3	1.52	4.84	4.84	4.84	0.66	1.39	± 12.0 %
2300	52.9	1.81	4.60	4.60	4.60	0.80	1.26	± 12.0 %
2450	52.7	1.95	4.50	4.50	4.50	0.80	1.26	± 12.0 %
2600	52.5	2.16	4.25	4.25	4.25	0.80	1.28	± 12.0 %

[C] Frequency validity above 300 MHz of ± 100 MHz only applies for DASY v4.4 and higher (see Page 2), else it is restricted to ± 50 MHz. The uncertainty is the RSS of the ConvF uncertainty at calibration frequency and the uncertainty for the indicated frequency band. Frequency validity below 300 MHz is ± 10, 25, 40, 50 and 70 MHz for ConvF assessments at 30, 64, 128, 150 and 220 MHz respectively. Above 5 GHz frequency validity can be extended to ± 110 MHz.

[F] At frequencies below 3 GHz, the validity of tissue parameters (ε and σ) can be relaxed to ± 10% if liquid compensation formula is applied to measured SAR values. At frequencies above 3 GHz, the validity of tissue parameters (ε and σ) is restricted to ± 5%. The uncertainty is the RSS of the ConvF uncertainty for indicated target tissue parameters.

[G] Alpha/Depth are determined during calibration. SPEAG warrants that the remaining deviation due to the boundary effect after compensation is always less than ± 1% for frequencies below 3 GHz and below ± 2% for frequencies between 3-6 GHz at any distance larger than half the probe tip diameter from the boundary.

Frequency Response of E-Field

(TEM-Cell:ifi110 EXX, Waveguide: R22)

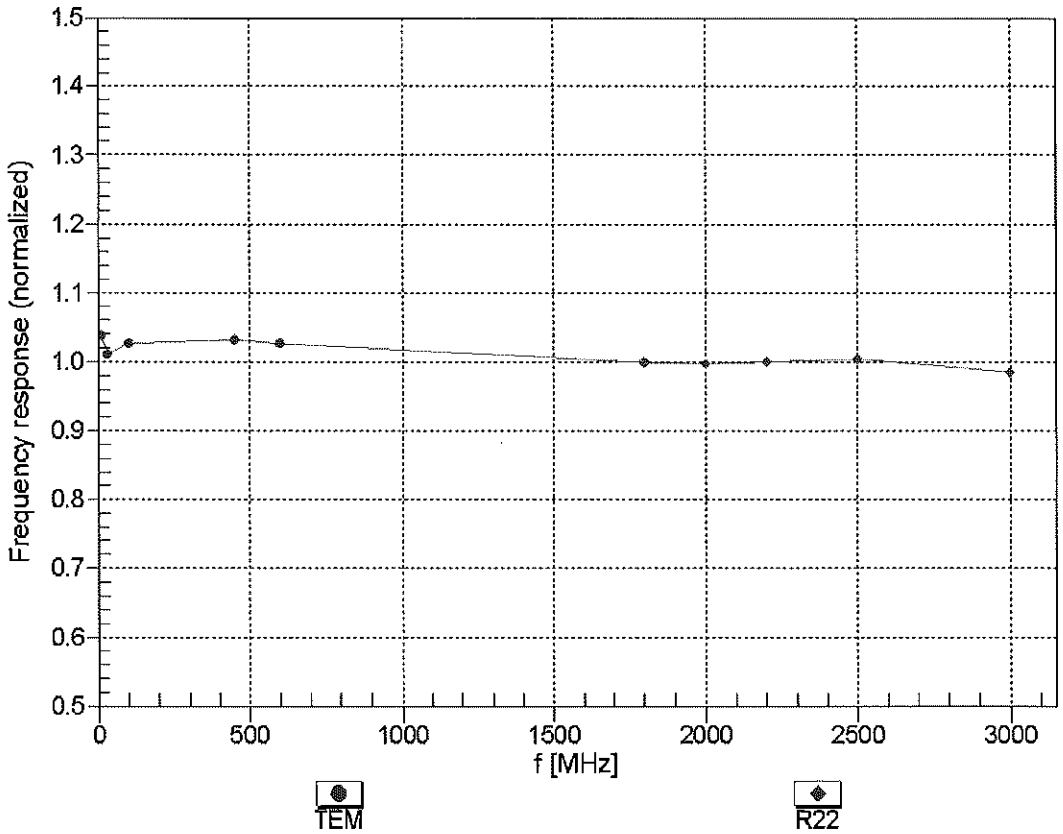

Uncertainty of Frequency Response of E-field: ± 6.3% (k=2)

Receiving Pattern (ϕ), ϑ = 0°

f=600 MHz,TEM

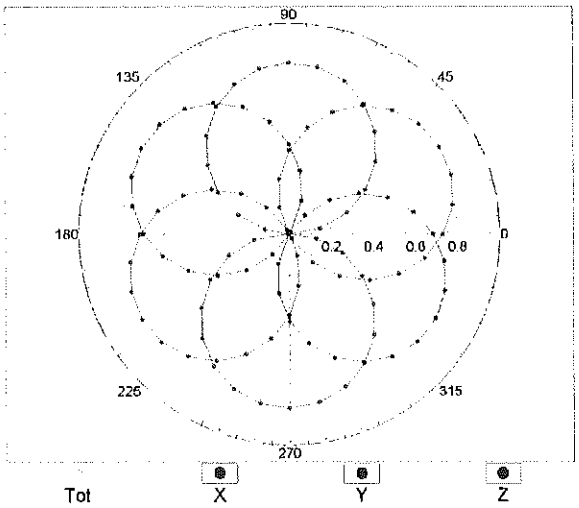

f=1800 MHz,R22

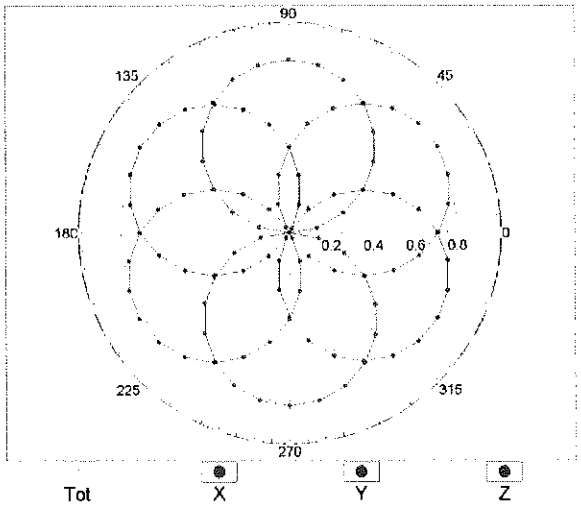

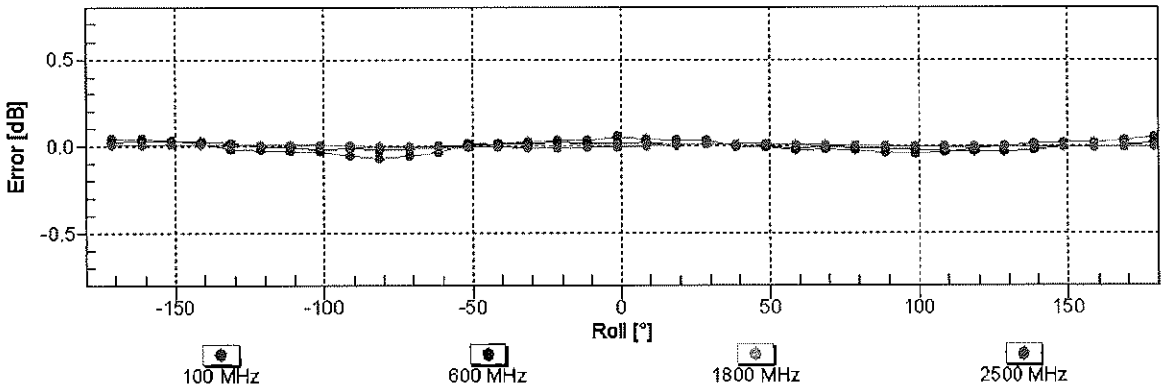

Uncertainty of Axial Isotropy Assessment: ± 0.5% (k=2)

Dynamic Range f(SAR_{head})

(TEM cell , f_{eval}= 1900 MHz)

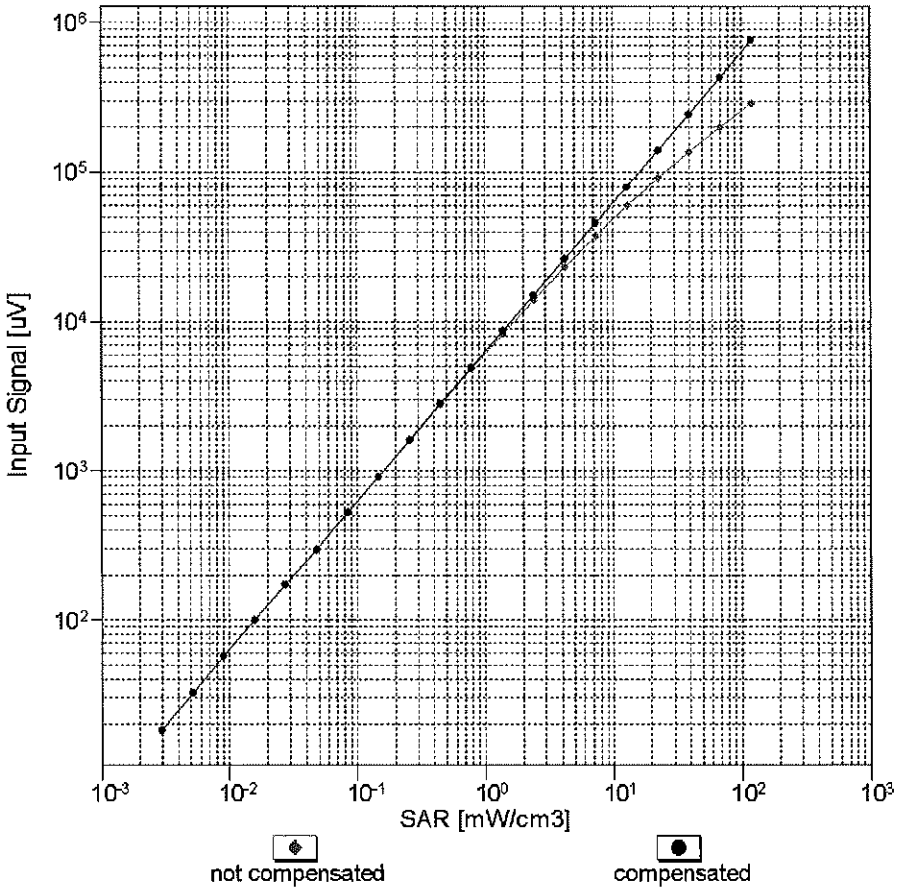

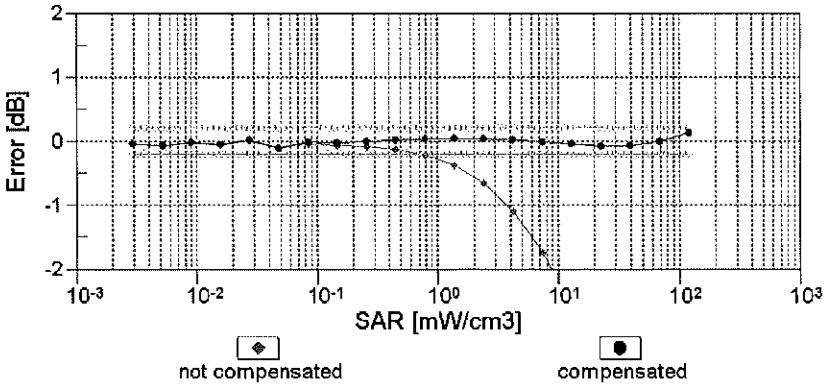

Uncertainty of Linearity Assessment: ± 0.6% (k=2)

Conversion Factor Assessment

f = 835 MHz,WGLS R9 (H_convF)

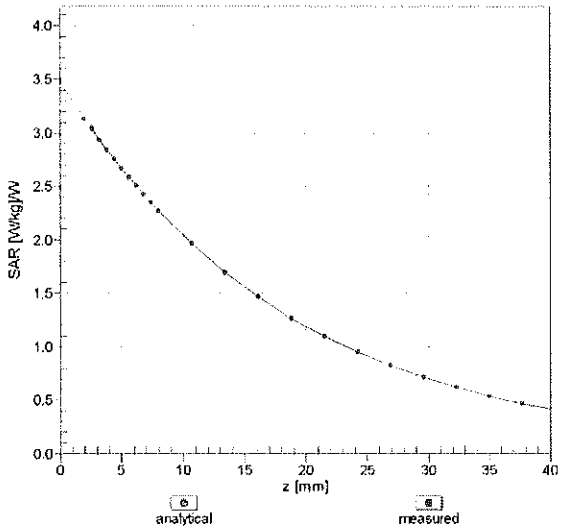

f = 1900 MHz,WGLS R22 (H_convF)

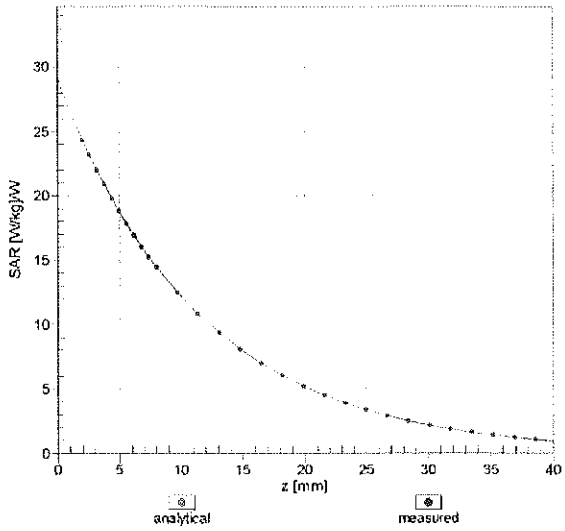

Deviation from Isotropy in Liquid

Error (ϕ, ϑ), f = 900 MHz

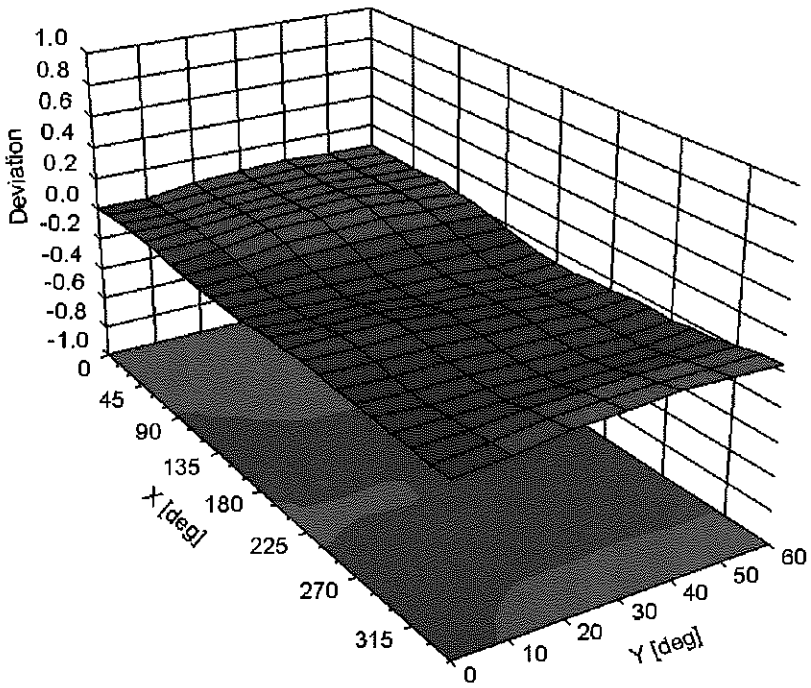

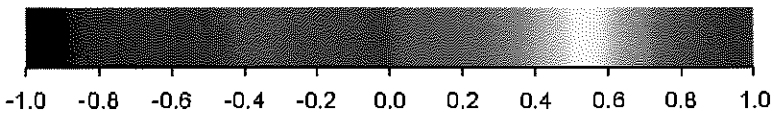

Uncertainty of Spherical Isotropy Assessment: ± 2.6% (k=2)

DASY/EASY - Parameters of Probe: ES3DV3 - SN:3329

Other Probe Parameters

Sensor Arrangement	Triangular
Connector Angle (°)	-41.3
Mechanical Surface Detection Mode	enabled
Optical Surface Detection Mode	disabled
Probe Overall Length	337 mm
Probe Body Diameter	10 mm
Tip Length	10 mm
Tip Diameter	4 mm
Probe Tip to Sensor X Calibration Point	2 mm
Probe Tip to Sensor Y Calibration Point	2 mm
Probe Tip to Sensor Z Calibration Point	2 mm
Recommended Measurement Distance from Surface	3 mm

Appendix: Modulation Calibration Parameters

UID	Communication System Name		A dB	B dB√μV	C	D dB	VR mV	Max Unc[E] (k=2)
0	CW	X	0.00	0.00	1.00	0.00	192.2	± 3.5 %
		Y	0.00	0.00	1.00		202.5	
		Z	0.00	0.00	1.00		197.3	
10010-CAA	SAR Validation (Square, 100ms, 10ms)	X	8.07	78.40	18.85	10.00	25.0	± 9.6 %
		Y	8.61	79.31	19.24		25.0	
		Z	8.19	78.93	18.43		25.0	
10011-CAB	UMTS-FDD (WCDMA)	X	0.96	66.03	14.14	0.00	150.0	± 9.6 %
		Y	1.13	69.20	16.20		150.0	
		Z	0.97	66.57	14.47		150.0	
10012-CAB	IEEE 802.11b WiFi 2.4 GHz (DSSS, 1 Mbps)	X	1.25	64.43	15.20	0.41	150.0	± 9.6 %
		Y	1.33	65.74	16.16		150.0	
		Z	1.25	64.71	15.40		150.0	
10013-CAB	IEEE 802.11g WiFi 2.4 GHz (DSSS-OFDM, 6 Mbps)	X	5.14	67.09	17.30	1.46	150.0	± 9.6 %
		Y	5.16	67.36	17.40		150.0	
		Z	5.07	67.17	17.31		150.0	
10021-DAC	GSM-FDD (TDMA, GMSK)	X	16.53	91.68	25.32	9.39	50.0	± 9.6 %
		Y	15.14	89.85	24.66		50.0	
		Z	30.81	101.87	27.81		50.0	
10023-DAC	GPRS-FDD (TDMA, GMSK, TN 0)	X	15.20	90.10	24.85	9.57	50.0	± 9.6 %
		Y	14.19	88.62	24.29		50.0	
		Z	25.32	98.58	26.89		50.0	
10024-DAC	GPRS-FDD (TDMA, GMSK, TN 0-1)	X	60.17	111.34	29.15	6.56	60.0	± 9.6 %
		Y	52.16	109.06	28.58		60.0	
		Z	100.00	117.39	29.91		60.0	
10025-DAC	EDGE-FDD (TDMA, 8PSK, TN 0)	X	14.66	96.30	36.09	12.57	50.0	± 9.6 %
		Y	18.90	103.98	39.13		50.0	
		Z	16.62	102.00	38.52		50.0	
10026-DAC	EDGE-FDD (TDMA, 8PSK, TN 0-1)	X	16.11	96.90	33.05	9.56	60.0	± 9.6 %
		Y	18.91	100.78	34.41		60.0	
		Z	18.63	101.82	34.89		60.0	
10027-DAC	GPRS-FDD (TDMA, GMSK, TN 0-1-2)	X	100.00	117.13	29.19	4.80	80.0	± 9.6 %
		Y	100.00	117.33	29.34		80.0	
		Z	100.00	115.82	28.27		80.0	
10028-DAC	GPRS-FDD (TDMA, GMSK, TN 0-1-2-3)	X	100.00	116.44	28.01	3.55	100.0	± 9.6 %
		Y	100.00	117.18	28.42		100.0	
		Z	100.00	115.34	27.24		100.0	
10029-DAC	EDGE-FDD (TDMA, 8PSK, TN 0-1-2)	X	11.84	90.67	29.79	7.80	80.0	± 9.6 %
		Y	13.73	94.06	31.03		80.0	
		Z	12.64	93.34	30.88		80.0	
10030-CAA	IEEE 802.15.1 Bluetooth (GFSK, DH1)	X	100.00	117.07	29.52	5.30	70.0	± 9.6 %
		Y	100.00	117.17	29.62		70.0	
		Z	100.00	115.56	28.48		70.0	
10031-CAA	IEEE 802.15.1 Bluetooth (GFSK, DH3)	X	100.00	115.05	25.78	1.88	100.0	± 9.6 %
		Y	100.00	118.02	27.19		100.0	
		Z	100.00	113.95	25.09		100.0	