PCTEST
18855 Adams Ct, Morgan Hill, CA 95307 USA
Tel. +1.410.290.6652 / Fax +1.410.290.6654
http://www.pctest.com

# SAR EVALUATION REPORT

**Applicant Name:**
Apple, Inc.
One Apple Park Way
Cupertino, CA 95014 USA

**Date of Testing:**
06/22/20 - 07/27/20
**Test Site/Location:**
PCTEST Lab, Morgan Hill, CA, USA
**Document Serial No.:**
1C2004270018-01-R2.BCG

**FCC ID:** **BCG-A2375**

**APPLICANT:** **APPLE, INC.**

**DUT Type:** Watch
**Application Type:** Certification
**FCC Rule Part(s):** CFR §2.1093
**Model:** A2375

| Equipment Class | Band & Mode | Tx Frequency | SAR | |
|---|---|---|---|---|
| | | | 1g Head (W/kg) | 10g Extremity (W/kg) |
| PCT | UMTS 850 | 826.40 - 846.60 MHz | < 0.1 | 0.16 |
| PCT | UMTS 1750 | 1712.4 - 1752.6 MHz | 0.31 | < 0.1 |
| PCT | UMTS 1900 | 1852.4 - 1907.6 MHz | 0.15 | < 0.1 |
| PCT | LTE Band 26 (Cell) | 814.7 - 848.3 MHz | < 0.1 | 0.18 |
| PCT | LTE Band 5 (Cell) | 824.7 - 848.3 MHz | < 0.1 | 0.18 |
| PCT | LTE Band 66 (AWS) | 1710.7 - 1779.3 MHz | 0.23 | < 0.1 |
| PCT | LTE Band 4 (AWS) | 1710.7 - 1754.3 MHz | N/A | N/A |
| PCT | LTE Band 25 (PCS) | 1850.7 - 1914.3 MHz | 0.13 | < 0.1 |
| PCT | LTE Band 2 (PCS) | 1850.7 - 1909.3 MHz | N/A | N/A |
| PCT | LTE Band 7 | 2502.5 - 2567.5 MHz | 0.82 | < 0.1 |
| PCT | LTE Band 41 | 2498.5 - 2687.5 MHz | 0.49 | < 0.1 |
| DTS | 2.4 GHz WLAN | 2412 - 2472 MHz | 0.13 | < 0.1 |
| NII | U-NII-1 | 5180 - 5240 MHz | N/A | N/A |
| NII | U-NII-2A | 5260 - 5320 MHz | 0.11 | < 0.1 |
| NII | U-NII-2C | 5500 - 5720 MHz | 0.16 | < 0.1 |
| NII | U-NII-3 | 5745 - 5825 MHz | 0.14 | < 0.1 |
| DSS/DTS | Bluetooth | 2402 - 2480 MHz | 0.05 | < 0.1 |
| **Simultaneous SAR per KDB 690783 D01v01r03:** | | | 1.03 | 0.20 |

Note: This revised Test Report (S/N: 1C2004270018-01-R2.BCG) supersedes and replaces the previously issued test report on the same subject device for the same type of testing as indicated. Please discard or destroy the previously issued test report(s) and dispose of it accordingly.

This watch has been shown to be capable of compliance for localized specific absorption rate (SAR) for uncontrolled environment/general population exposure limits specified in ANSI/IEEE C95.1-1992 and has been tested in accordance with the measurement procedures specified in Section 1.8 of this report; for North American frequency bands only.

I attest to the accuracy of data. All measurements reported herein were performed by me or were made under my supervision and are correct to the best of my knowledge and belief. I assume full responsibility for the completeness of these measurements and vouch for the qualifications of all persons taking them. Test results reported herein relate only to the item(s) tested.

Randy Ortanez
President

The SAR Tick is an initiative of the Mobile & Wireless Forum (MWF). While a product may be considered eligible, use of the SAR Tick logo requires an agreement with the MWF. Further details can be obtained by emailing: sartick@mwfai.info.



© 2020 PCTEST All rights reserved. Unless otherwise specified, no part of this report may be reproduced or utilized in any part, form or by any means, electronic or mechanical, including photocopying and microfilm, without permission in writing from PCTEST. If you have any questions about this international copyright or have an enquiry about obtaining additional rights to this report or assembly of contents thereof, please contact INFO@PCTEST.COM.

# TABLE OF CONTENTS


1 DEVICE UNDER TEST ....3

2 LTE INFORMATION ....8

3 INTRODUCTION ....9

4 DOSIMETRIC ASSESSMENT .... 10

5 TEST CONFIGURATION POSITIONS.... 11

6 RF EXPOSURE LIMITS .... 12

7 FCC MEASUREMENT PROCEDURES.... 13

8 RF CONDUCTED POWERS.... 18

9 SYSTEM VERIFICATION.... 43

10 SAR DATA SUMMARY .... 47

11 FCC MULTI-TX AND ANTENNA SAR CONSIDERATIONS.... 61

12 SAR MEASUREMENT VARIABILITY .... 63

13 EQUIPMENT LIST.... 64

14 MEASUREMENT UNCERTAINTIES.... 65

15 CONCLUSION.... 66

16 REFERENCES .... 67

APPENDIX A: SAR TEST PLOTS

APPENDIX B: SAR DIPOLE VERIFICATION PLOTS

APPENDIX C: SAR TISSUE SPECIFICATIONS

APPENDIX D: SAR SYSTEM VALIDATION

APPENDIX E: DUT ANTENNA DIAGRAM & SAR TEST SETUP PHOTOGRAPHS

APPENDIX F: PROBE AND DIPOLE CALIBRATION CERTIFICATES





© 2020 PCTEST All rights reserved. Unless otherwise specified, no part of this report may be reproduced or utilized in any part, form or by any means, electronic or mechanical, including photocopying and microfilm, without permission in writing from PCTEST. If you have any questions about this international copyright or have an enquiry about obtaining additional rights to this report or assembly of contents thereof, please contact INFO@PCTEST.COM.

# 1 DEVICE UNDER TEST

## 1.1 Device Overview

| Band & Mode | Operating Modes | Tx Frequency |
|---|---|---|
| UMTS 850 | Voice/Data | 826.40 - 846.60 MHz |
| UMTS 1750 | Voice/Data | 1712.4 - 1752.6 MHz |
| UMTS 1900 | Voice/Data | 1852.4 - 1907.6 MHz |
| LTE Band 26 (Cell) | Voice/Data | 814.7 - 848.3 MHz |
| LTE Band 5 (Cell) | Voice/Data | 824.7 - 848.3 MHz |
| LTE Band 66 (AWS) | Voice/Data | 1710.7 - 1779.3 MHz |
| LTE Band 4 (AWS) | Voice/Data | 1710.7 - 1754.3 MHz |
| LTE Band 25 (PCS) | Voice/Data | 1850.7 - 1914.3 MHz |
| LTE Band 2 (PCS) | Voice/Data | 1850.7 - 1909.3 MHz |
| LTE Band 7 | Voice/Data | 2502.5 - 2567.5 MHz |
| LTE Band 41 | Voice/Data | 2498.5 - 2687.5 MHz |
| 2.4 GHz WLAN | Voice/Data | 2412 - 2472 MHz |
| U-NII-1 | Voice/Data | 5180 - 5240 MHz |
| U-NII-2A | Voice/Data | 5260 - 5320 MHz |
| U-NII-2C | Voice/Data | 5500 - 5720 MHz |
| U-NII-3 | Voice/Data | 5745 - 5825 MHz |
| Bluetooth | Data | 2402 - 2480 MHz |
| NFC | Data | 13.56 MHz |

## 1.2 Power Reduction for SAR

There is no power reduction used for any band/mode implemented in this device for SAR purposes.



© 2020 PCTEST All rights reserved. Unless otherwise specified, no part of this report may be reproduced or utilized in any part, form or by any means, electronic or mechanical, including photocopying and microfilm, without permission in writing from PCTEST. If you have any questions about this international copyright or have an enquiry about obtaining additional rights to this report or assembly of contents thereof, please contact INFO@PCTEST.COM.

## 1.3 Nominal and Maximum Output Power Specifications

This device operates using the following maximum and nominal output power specifications. SAR values were scaled to the maximum allowed power to determine compliance per KDB Publication 447498 D01v06.

### 1.3.1 Maximum Output Power – UMTS Mode

| Mode / Band | | Modulated Average (dBm) | | |
|---|---|---|---|---|
| | | *3GPP WCDMA* | *3GPP HSDPA* | *3GPP HSUPA* |
| UMTS Band 5 (850 MHz) | Maximum | **25.0** | **25.0** | **24.0** |
| | Nominal | **24.0** | **24.0** | **23.0** |
| UMTS Band 4 (1750 MHz) | Maximum | **24.0** | **24.0** | **23.0** |
| | Nominal | **23.0** | **23.0** | **22.0** |
| UMTS Band 2 (1900 MHz) | Maximum | **24.0** | **24.0** | **23.0** |
| | Nominal | **23.0** | **23.0** | **22.0** |

### 1.3.2 Maximum Output Power – LTE Mode

| Mode / Band | | Modulated Average (dBm) |
|---|---|---|
| LTE Band 26 (Cell) | Maximum | **25.0** |
| | Nominal | **24.0** |
| LTE Band 5 (Cell) | Maximum | **25.0** |
| | Nominal | **24.0** |
| LTE Band 66 (AWS) | Maximum | **24.0** |
| | Nominal | **23.0** |
| LTE Band 4 (AWS) | Maximum | **24.0** |
| | Nominal | **23.0** |
| LTE Band 25 (PCS) | Maximum | **24.0** |
| | Nominal | **23.0** |
| LTE Band 2 (PCS) | Maximum | **24.0** |
| | Nominal | **23.0** |
| LTE Band 7 | Maximum | **23.5** |
| | Nominal | **22.5** |
| LTE Band 41 | Maximum | **23.5** |
| | Nominal | **22.5** |



© 2020 PCTEST All rights reserved. Unless otherwise specified, no part of this report may be reproduced or utilized in any part, form or by any means, electronic or mechanical, including photocopying and microfilm, without permission in writing from PCTEST. If you have any questions about this international copyright or have an enquiry about obtaining additional rights to this report or assembly of contents thereof, please contact INFO@PCTEST.COM.

## 1.3.3 Maximum Output Power – WiFi Mode

| Mode/ Band | | | IEEE 802.11b (2.4 GHz) | | IEEE 802.11g (2.4 GHz) | | IEEE 802.11n (2.4 GHz) | |
|---|---|---|---|---|---|---|---|---|
| | | Channel | Maximum | Nominal | Maximum | Nominal | Maximum | Nominal |
| Modulated Average - Single Tx Chain (dBm) | 20 MHz Bandwidth | 1 | 19.00 | 18.00 | 17.00 | 16.00 | 17.00 | 16.00 |
| | | 2 | 19.00 | 18.00 | 18.50 | 17.50 | 18.50 | 17.50 |
| | | 3 | 19.00 | 18.00 | 18.50 | 17.50 | 18.50 | 17.50 |
| | | 4 | 19.00 | 18.00 | 18.50 | 17.50 | 18.50 | 17.50 |
| | | 5 | 19.00 | 18.00 | 18.50 | 17.50 | 18.50 | 17.50 |
| | | 6 | 19.00 | 18.00 | 18.50 | 17.50 | 18.50 | 17.50 |
| | | 7 | 19.00 | 18.00 | 18.50 | 17.50 | 18.50 | 17.50 |
| | | 8 | 19.00 | 18.00 | 18.50 | 17.50 | 18.50 | 17.50 |
| | | 9 | 19.00 | 18.00 | 18.50 | 17.50 | 18.50 | 17.50 |
| | | 10 | 19.00 | 18.00 | 18.00 | 17.00 | 18.00 | 17.00 |
| | | 11 | 19.00 | 18.00 | 16.50 | 15.50 | 16.50 | 15.50 |
| | | 12 | 17.50 | 16.50 | 15.50 | 14.50 | 15.50 | 14.50 |
| | | 13 | 14.00 | 13.00 | 5.50 | 4.50 | 5.50 | 4.50 |

| Mode/ Band | | | IEEE 802.11a (5 GHz) | | IEEE 802.11n (5 GHz) | |
|---|---|---|---|---|---|---|
| | | Channel | Maximum | Nominal | Maximum | Nominal |
| Modulated Average - Single Tx Chain (dBm) | 20 MHz Bandwidth | 36 | 16.00 | 15.00 | 16.00 | 15.00 |
| | | 40 | 16.00 | 15.00 | 16.00 | 15.00 |
| | | 44 | 16.00 | 15.00 | 16.00 | 15.00 |
| | | 48 | 16.00 | 15.00 | 16.00 | 15.00 |
| | | 52 | 16.00 | 15.00 | 16.00 | 15.00 |
| | | 56 | 16.00 | 15.00 | 16.00 | 15.00 |
| | | 60 | 16.00 | 15.00 | 16.00 | 15.00 |
| | | 64 | 16.00 | 15.00 | 16.00 | 15.00 |
| | | 100 | 16.00 | 15.00 | 16.00 | 15.00 |
| | | 104 | 16.00 | 15.00 | 16.00 | 15.00 |
| | | 108 | 16.00 | 15.00 | 16.00 | 15.00 |
| | | 112 | 16.00 | 15.00 | 16.00 | 15.00 |
| | | 116 | 16.00 | 15.00 | 16.00 | 15.00 |
| | | 120 | 16.00 | 15.00 | 16.00 | 15.00 |
| | | 124 | 16.00 | 15.00 | 16.00 | 15.00 |
| | | 128 | 16.00 | 15.00 | 16.00 | 15.00 |
| | | 132 | 16.00 | 15.00 | 16.00 | 15.00 |
| | | 136 | 16.00 | 15.00 | 16.00 | 15.00 |
| | | 140 | 13.50 | 12.50 | 13.50 | 12.50 |
| | | 144 | 16.00 | 15.00 | 16.00 | 15.00 |
| | | 149 | 16.00 | 15.00 | 16.00 | 15.00 |
| | | 153 | 16.00 | 15.00 | 16.00 | 15.00 |
| | | 157 | 16.00 | 15.00 | 16.00 | 15.00 |
| | | 161 | 16.00 | 15.00 | 16.00 | 15.00 |
| | | 165 | 16.00 | 15.00 | 16.00 | 15.00 |



© 2020 PCTEST All rights reserved. Unless otherwise specified, no part of this report may be reproduced or utilized in any part, form or by any means, electronic or mechanical, including photocopying and microfilm, without permission in writing from PCTEST. If you have any questions about this international copyright or have an enquiry about obtaining additional rights to this report or assembly of contents thereof, please contact INFO@PCTEST.COM.

### 1.3.4 Maximum Output Power – Bluetooth Mode

| Mode / Band | | Modulated Average - Single Tx Chain (dBm) |
|---|---|---|
| Bluetooth BDR/LE | Maximum | **13.00** |
| | Nominal | **12.00** |
| Bluetooth EDR | Maximum | **13.00** |
| | Nominal | **12.00** |
| Bluetooth HDR | Maximum | **13.00** |
| | Nominal | **12.00** |

## 1.4 DUT Antenna Locations

A diagram showing the location of the device antennas can be found in Appendix E**.**

## 1.5 Near Field Communications (NFC) Antenna

This DUT has NFC operations. The NFC antenna is integrated into the device for this model. Therefore, all SAR tests were performed with the device which already incorporates the NFC antenna. A diagram showing the location of the NFC antenna can be found in Appendix E.

## 1.6 Simultaneous Transmission Capabilities

According to FCC KDB Publication 447498 D01v06, transmitters are considered to be operating simultaneously when there is overlapping transmission, with the exception of transmissions during network hand-offs with maximum hand-off duration less than 30 seconds.

This device contains multiple transmitters that may operate simultaneously, and therefore requires a simultaneous transmission analysis according to FCC KDB Publication 447498 D01v06 4.3.2 procedures.

**Table 1-1**
**Simultaneous Transmission Scenarios**

| No. | Capable Transmit Configuration | Head | Extremity |
|---|---|---|---|
| 1 | UMTS + 2.4 GHz WI-FI | Yes | Yes |
| 2 | UMTS + 5 GHz WI-FI | Yes | Yes |
| 3 | UMTS + 2.4 GHz Bluetooth | Yes | Yes |
| 4 | UMTS + 2.4 GHz Bluetooth + 5 GHz WI-FI | Yes | Yes |
| 5 | LTE + 2.4 GHz WI-FI | Yes | Yes |
| 6 | LTE + 5 GHz WI-FI | Yes | Yes |
| 7 | LTE + 2.4 GHz Bluetooth | Yes | Yes |
| 8 | LTE + 2.4 GHz Bluetooth + 5 GHz WI-FI | Yes | Yes |
| 9 | 2.4 GHz Bluetooth + 5 GHz WI-FI | Yes | Yes |

1. 2.4 GHz WLAN, and 2.4 GHz Bluetooth share the same antenna path and cannot transmit simultaneously.
2. 2.4 GHz WLAN and 5 GHz WLAN share the same antenna path and cannot transmit simultaneously.
3. Licensed modes cannot transmit simultaneously.
4. When the user utilizes multiple services in UMTS 3G mode it uses multi-Radio Access Bearer or multi-RAB. The power control is based on a physical control channel (Dedicated Physical Control Channel [DPCCH]) and power control will be adjusted to meet the needs of both services. Therefore, the UMTS+WLAN scenario also represents the UMTS Voice/DATA + WLAN scenario.
5. This device supports VOLTE.
6. This device supports VOWIFI.




© 2020 PCTEST All rights reserved. Unless otherwise specified, no part of this report may be reproduced or utilized in any part, form or by any means, electronic or mechanical, including photocopying and microfilm, without permission in writing from PCTEST. If you have any questions about this international copyright or have an enquiry about obtaining additional rights to this report or assembly of contents thereof, please contact INFO@PCTEST.COM.

## 1.7 Miscellaneous SAR Test Considerations

### (A) WIFI/BT

This device supports channel 1-13 for 2.4 GHz WLAN. However, due to the reduced output power for channels 12 and 13, channels 1, 6, and 11 were considered for SAR testing per KDB 248227 D01v02r02.

Since U-NII-1 and U-NII-2A bands have the same maximum output power and the highest reported SAR for U-NII-2A is less than 1.2 W/kg, SAR is not required for U-NII-1 band according to FCC KDB Publication 248227 D01v02r02.

### (B) Licensed Transmitter(s)

This device is only capable of QPSK HSUPA in the uplink. Therefore, no additional SAR tests are required beyond that described for devices with HSUPA in KDB 941225 D01v03r01.

LTE SAR for the higher modulations and lower bandwidths were not tested since the maximum average output power of all required channels and configurations was not more than 0.5 dB higher than the highest bandwidth; and the reported LTE SAR for the highest bandwidth was less than 1.45 W/kg for all configurations according to FCC KDB 941225 D05v02r04.

This device is limited to 27 RB on the uplink for 16QAM modulation. Additional measurements were evaluated to support SAR test exclusion for 16 QAM as described in Section 7.5.4.

This device supports LTE capabilities with overlapping transmission frequency ranges. When the supported frequency range of an LTE Band falls completely within an LTE band with a larger transmission frequency range, both LTE bands have the same target power (or the band with the larger transmission frequency range has a higher target power), and both LTE bands share the same transmission path and signal characteristics, SAR was only assessed for the band with the larger transmission frequency range.

## 1.8 Guidance Applied

- FCC KDB Publication 941225 D01v03r01, D05v02r04 (3G/4G)
- FCC KDB Publication 248227 D01v02r02 (SAR Considerations for 802.11 Devices)
- FCC KDB Publication 447498 D01v06 (General SAR Guidance, Wrist-worn Device Guidance)
- FCC KDB Publication 865664 D01v01r04, D02v01r02 (SAR Measurements up to 6 GHz)

## 1.9 Device Serial Numbers

Several samples with identical hardware were used to support SAR testing. The manufacturer has confirmed that the device(s) tested have the same physical, mechanical and thermal characteristics and are within operational tolerances expected for production units. The serial numbers used for each test are indicated alongside the results in Section 10.

## 1.10 Device Housing Types and Wrist Band Types

This device has three housing types that were evaluated independently for SAR: Aluminum, Stainless Steel, and Titanium. The device can also be used with different wristband accessories. The non-metallic wrist accessory, sport band, was evaluated for all exposure conditions. The available metallic wrist accessories, metal links band and metal loop band, were additionally evaluated.



© 2020 PCTEST All rights reserved. Unless otherwise specified, no part of this report may be reproduced or utilized in any part, form or by any means, electronic or mechanical, including photocopying and microfilm, without permission in writing from PCTEST. If you have any questions about this international copyright or have an enquiry about obtaining additional rights to this report or assembly of contents thereof, please contact INFO@PCTEST.COM.

# 2 LTE INFORMATION

| LTE Information | | | | | |
|---|---|---|---|---|---|
| Form Factor | Watch | | | | |
| Frequency Range of each LTE transmission band | LTE Band 26 (Cell) (814.7 - 848.3 MHz) | | | | |
| | LTE Band 5 (Cell) (824.7 - 848.3 MHz) | | | | |
| | LTE Band 66 (AWS) (1710.7 - 1779.3 MHz) | | | | |
| | LTE Band 4 (AWS) (1710.7 - 1754.3 MHz) | | | | |
| | LTE Band 25 (PCS) (1850.7 - 1914.3 MHz) | | | | |
| | LTE Band 2 (PCS) (1850.7 - 1909.3 MHz) | | | | |
| | LTE Band 7 (2502.5 - 2567.5 MHz) | | | | |
| | LTE Band 41 (2498.5 - 2687.5 MHz) | | | | |
| Channel Bandwidths | LTE Band 26 (Cell): 1.4 MHz, 3 MHz, 5 MHz, 10 MHz | | | | |
| | LTE Band 5 (Cell): 1.4 MHz, 3 MHz, 5 MHz, 10 MHz | | | | |
| | LTE Band 66 (AWS): 1.4 MHz, 3 MHz, 5 MHz, 10 MHz, 15 MHz, 20 MHz | | | | |
| | LTE Band 4 (AWS): 1.4 MHz, 3 MHz, 5 MHz, 10 MHz, 15 MHz, 20 MHz | | | | |
| | LTE Band 25 (PCS): 1.4 MHz, 3 MHz, 5 MHz, 10 MHz, 15 MHz, 20 MHz | | | | |
| | LTE Band 2 (PCS): 1.4 MHz, 3 MHz, 5 MHz, 10 MHz, 15 MHz, 20 MHz | | | | |
| | LTE Band 7: 5 MHz, 10 MHz, 15 MHz, 20 MHz | | | | |
| | LTE Band 41: 5 MHz, 10 MHz, 15 MHz, 20 MHz | | | | |
| Channel Numbers and Frequencies (MHz) | Low | Low-Mid | Mid | Mid-High | High |
| LTE Band 26 (Cell): 1.4 MHz | 814.7 (26697) | | 831.5 (26865) | 848.3 (27033) | |
| LTE Band 26 (Cell): 3 MHz | 815.5 (26705) | | 831.5 (26865) | 847.5 (27025) | |
| LTE Band 26 (Cell): 5 MHz | 816.5 (26715) | | 831.5 (26865) | 846.5 (27015) | |
| LTE Band 26 (Cell): 10 MHz | 819 (26740) | | 831.5 (26865) | 844 (26990) | |
| LTE Band 5 (Cell): 1.4 MHz | 824.7 (20407) | | 836.5 (20525) | 848.3 (20643) | |
| LTE Band 5 (Cell): 3 MHz | 825.5 (20415) | | 836.5 (20525) | 847.5 (20635) | |
| LTE Band 5 (Cell): 5 MHz | 826.5 (20425) | | 836.5 (20525) | 846.5 (20625) | |
| LTE Band 5 (Cell): 10 MHz | 829 (20450) | | 836.5 (20525) | 844 (20600) | |
| LTE Band 66 (AWS): 1.4 MHz | 1710.7 (131979) | | 1745 (132322) | 1779.3 (132665) | |
| LTE Band 66 (AWS): 3 MHz | 1711.5 (131987) | | 1745 (132322) | 1778.5 (132657) | |
| LTE Band 66 (AWS): 5 MHz | 1712.5 (131997) | | 1745 (132322) | 1777.5 (132647) | |
| LTE Band 66 (AWS): 10 MHz | 1715 (132022) | | 1745 (132322) | 1775 (132622) | |
| LTE Band 66 (AWS): 15 MHz | 1717.5 (132047) | | 1745 (132322) | 1772.5 (132597) | |
| LTE Band 66 (AWS): 20 MHz | 1720 (132072) | | 1745 (132322) | 1770 (132572) | |
| LTE Band 4 (AWS): 1.4 MHz | 1710.7 (19957) | | 1732.5 (20175) | 1754.3 (20393) | |
| LTE Band 4 (AWS): 3 MHz | 1711.5 (19965) | | 1732.5 (20175) | 1753.5 (20385) | |
| LTE Band 4 (AWS): 5 MHz | 1712.5 (19975) | | 1732.5 (20175) | 1752.5 (20375) | |
| LTE Band 4 (AWS): 10 MHz | 1715 (20000) | | 1732.5 (20175) | 1750 (20350) | |
| LTE Band 4 (AWS): 15 MHz | 1717.5 (20025) | | 1732.5 (20175) | 1747.5 (20325) | |
| LTE Band 4 (AWS): 20 MHz | 1720 (20050) | | 1732.5 (20175) | 1745 (20300) | |
| LTE Band 25 (PCS): 1.4 MHz | 1850.7 (26047) | | 1882.5 (26365) | 1914.3 (26683) | |
| LTE Band 25 (PCS): 3 MHz | 1851.5 (26055) | | 1882.5 (26365) | 1913.5 (26675) | |
| LTE Band 25 (PCS): 5 MHz | 1852.5 (26065) | | 1882.5 (26365) | 1912.5 (26665) | |
| LTE Band 25 (PCS): 10 MHz | 1855 (26090) | | 1882.5 (26365) | 1910 (26640) | |
| LTE Band 25 (PCS): 15 MHz | 1857.5 (26115) | | 1882.5 (26365) | 1907.5 (26615) | |
| LTE Band 25 (PCS): 20 MHz | 1860 (26140) | | 1882.5 (26365) | 1905 (26590) | |
| LTE Band 2 (PCS): 1.4 MHz | 1850.7 (18607) | | 1880 (18900) | 1909.3 (19193) | |
| LTE Band 2 (PCS): 3 MHz | 1851.5 (18615) | | 1880 (18900) | 1908.5 (19185) | |
| LTE Band 2 (PCS): 5 MHz | 1852.5 (18625) | | 1880 (18900) | 1907.5 (19175) | |
| LTE Band 2 (PCS): 10 MHz | 1855 (18650) | | 1880 (18900) | 1905 (19150) | |
| LTE Band 2 (PCS): 15 MHz | 1857.5 (18675) | | 1880 (18900) | 1902.5 (19125) | |
| LTE Band 2 (PCS): 20 MHz | 1860 (18700) | | 1880 (18900) | 1900 (19100) | |
| LTE Band 7: 5 MHz | 2502.5 (20775) | | 2535 (21100) | 2567.5 (21425) | |
| LTE Band 7: 10 MHz | 2505 (20800) | | 2535 (21100) | 2565 (21400) | |
| LTE Band 7: 15 MHz | 2507.5 (20825) | | 2535 (21100) | 2562.5 (21375) | |
| LTE Band 7: 20 MHz | 2510 (20850) | | 2535 (21100) | 2560 (21350) | |
| LTE Band 41: 5 MHz | 2506 (39750) | 2549.5 (40185) | 2593 (40620) | 2636.5 (41055) | 2680 (41490) |
| LTE Band 41: 10 MHz | 2506 (39750) | 2549.5 (40185) | 2593 (40620) | 2636.5 (41055) | 2680 (41490) |
| LTE Band 41: 15 MHz | 2506 (39750) | 2549.5 (40185) | 2593 (40620) | 2636.5 (41055) | 2680 (41490) |
| LTE Band 41: 20 MHz | 2506 (39750) | 2549.5 (40185) | 2593 (40620) | 2636.5 (41055) | 2680 (41490) |
| UE Category | 1 | | | | |
| Modulations Supported in UL | QPSK, 16QAM | | | | |
| LTE MPR Permanently implemented per 3GPP TS 36.101 section 6.2.3~6.2.5? (manufacturer attestation to be provided) | YES | | | | |
| A-MPR (Additional MPR) disabled for SAR Testing? | YES | | | | |
| LTE Additional Information | This device does not support full CA features on 3GPP Release 12. All uplink communications are identical to the Release 8 Specifications. The following LTE Release 12 Features are not supported: Carrier Aggregation, Relay, HetNet, Enhanced MIMO, eICIC, WIFI Offloading, eMBMS, Cross-Carrier Scheduling, Enhanced SC-FDMA. | | | | |



© 2020 PCTEST All rights reserved. Unless otherwise specified, no part of this report may be reproduced or utilized in any part, form or by any means, electronic or mechanical, including photocopying and microfilm, without permission in writing from PCTEST. If you have any questions about this international copyright or have an enquiry about obtaining additional rights to this report or assembly of contents thereof, please contact INFO@PCTEST.COM.

# 3 INTRODUCTION

The FCC and Innovation, Science, and Economic Development Canada have adopted the guidelines for evaluating the environmental effects of radio frequency (RF) radiation in ET Docket 93-62 on Aug. 6, 1996 and Health Canada Safety Code 6 to protect the public and workers from the potential hazards of RF emissions due to FCC-regulated portable devices. [1]

The safety limits used for the environmental evaluation measurements are based on the criteria published by the American National Standards Institute (ANSI) for localized specific absorption rate (SAR) in IEEE/ANSI C95.1-1992 Standard for Safety Levels with Respect to Human Exposure to Radio Frequency Electromagnetic Fields, 3 kHz to 300 GHz [3] and Health Canada RF Exposure Guidelines Safety Code 6 [22]. The measurement procedure described in IEEE/ANSI C95.3-2002 Recommended Practice for the Measurement of Potentially Hazardous Electromagnetic Fields - RF and Microwave [4] is used for guidance in measuring the Specific Absorption Rate (SAR) due to the RF radiation exposure from the Equipment Under Test (EUT). These criteria for SAR evaluation are similar to those recommended by the International Committee for Non-Ionizing Radiation Protection (ICNIRP) in Biological Effects and Exposure Criteria for Radiofrequency Electromagnetic Fields," Report No. Vol 74. SAR is a measure of the rate of energy absorption due to exposure to an RF transmitting source. SAR values have been related to threshold levels for potential biological hazards.

## 3.1 SAR Definition

Specific Absorption Rate is defined as the time derivative (rate) of the incremental energy (dU) absorbed by (dissipated in) an incremental mass (dm) contained in a volume element (dV) of a given density (ρ). It is also defined as the rate of RF energy absorption per unit mass at a point in an absorbing body (see Equation 3-1).

**Equation 3-1**
**SAR Mathematical Equation**

$$SAR = \frac{d}{dt}\left(\frac{dU}{dm}\right) = \frac{d}{dt}\left(\frac{dU}{\rho dv}\right)$$

**SAR is expressed in units of Watts per Kilogram (W/kg).**

$$SAR = \frac{\sigma \cdot E^2}{\rho}$$

where:

σ = conductivity of the tissue-simulating material (S/m)
ρ = mass density of the tissue-simulating material (kg/m$^3$)
E = Total RMS electric field strength (V/m)

NOTE: The primary factors that control rate of energy absorption were found to be the wavelength of the incident field in relation to the dimensions and geometry of the irradiated organism, the orientation of the organism in relation to the polarity of field vectors, the presence of reflecting surfaces, and whether conductive contact is made by the organism with a ground plane.[6]



© 2020 PCTEST All rights reserved. Unless otherwise specified, no part of this report may be reproduced or utilized in any part, form or by any means, electronic or mechanical, including photocopying and microfilm, without permission in writing from PCTEST. If you have any questions about this international copyright or have an enquiry about obtaining additional rights to this report or assembly of contents thereof, please contact INFO@PCTEST.COM.

# 4 DOSIMETRIC ASSESSMENT

## 4.1 Measurement Procedure

The evaluation was performed using the following procedure compliant to FCC KDB Publication 865664 D01v01r04:

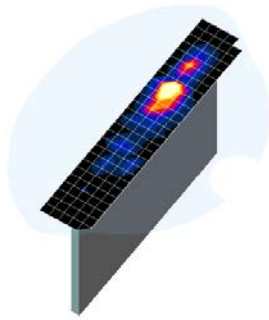

**Figure 4-1**
**Sample SAR Area Scan**

1. The SAR distribution at the exposed side of the head or body was measured at a distance no greater than 5.0 mm from the inner surface of the shell. The area covered the entire dimension of the device-head and body interface and the horizontal grid resolution was determined per FCC KDB Publication 865664 D01v01r04 (See Table 4-1).
2. The point SAR measurement was taken at the maximum SAR region determined from Step 1 to enable the monitoring of SAR fluctuations/drifts during the 1g/10g cube evaluation. SAR at this fixed point was measured and used as a reference value.
3. Based on the area scan data, the peak of the region with maximum SAR was determined by spline interpolation. Around this point, a volume was assessed according to the measurement resolution and volume size requirements of FCC KDB Publication 865664 D01v01r04 (See Table 4-1). On the basis of this data set, the spatial peak SAR value was evaluated with the following procedure (see references or the DASY manual online for more details):

   a. SAR values at the inner surface of the phantom are extrapolated from the measured values along the line away from the surface with spacing no greater than that in Table 4-1. The extrapolation was based on a least-squares algorithm. A polynomial of the fourth order was calculated through the points in the z-axis (normal to the phantom shell).

   b. After the maximum interpolated values were calculated between the points in the cube, the SAR was averaged over the spatial volume (1g or 10g) using a 3D-Spline interpolation algorithm. The 3D-spline is composed of three one-dimensional splines with the "Not a knot" condition (in x, y, and z directions). The volume was then integrated with the trapezoidal algorithm. One thousand points (10 x 10 x 10) were obtained through interpolation, in order to calculate the averaged SAR.

   c. All neighboring volumes were evaluated until no neighboring volume with a higher average value was found.
4. The SAR reference value, at the same location as step 2, was re-measured after the zoom scan was complete to calculate the SAR drift. If the drift deviated by more than 5%, the SAR test and drift measurements were repeated.

**Table 4-1**
**Area and Zoom Scan Resolutions per FCC KDB Publication 865664 D01v01r04***

| Frequency | Maximum Area Scan Resolution (mm) ($\Delta x_{area}$, $\Delta y_{area}$) | Maximum Zoom Scan Resolution (mm) ($\Delta x_{zoom}$, $\Delta y_{zoom}$) | Maximum Zoom Scan Spatial Resolution (mm) | | | Minimum Zoom Scan Volume (mm) (x,y,z) |
|---|---|---|---|---|---|---|
| | | | Uniform Grid | Graded Grid | | |
| | | | $\Delta z_{zoom}(n)$ | $\Delta z_{zoom}(1)$* | $\Delta z_{zoom}(n>1)$* | |
| ≤ 2 GHz | ≤ 15 | ≤ 8 | ≤ 5 | ≤ 4 | ≤ 1.5*$\Delta z_{zoom}(n-1)$ | ≥ 30 |
| 2-3 GHz | ≤ 12 | ≤ 5 | ≤ 5 | ≤ 4 | ≤ 1.5*$\Delta z_{zoom}(n-1)$ | ≥ 30 |
| 3-4 GHz | ≤ 12 | ≤ 5 | ≤ 4 | ≤ 3 | ≤ 1.5*$\Delta z_{zoom}(n-1)$ | ≥ 28 |
| 4-5 GHz | ≤ 10 | ≤ 4 | ≤ 3 | ≤ 2.5 | ≤ 1.5*$\Delta z_{zoom}(n-1)$ | ≥ 25 |
| 5-6 GHz | ≤ 10 | ≤ 4 | ≤ 2 | ≤ 2 | ≤ 1.5*$\Delta z_{zoom}(n-1)$ | ≥ 22 |



© 2020 PCTEST All rights reserved. Unless otherwise specified, no part of this report may be reproduced or utilized in any part, form or by any means, electronic or mechanical, including photocopying and microfilm, without permission in writing from PCTEST. If you have any questions about this international copyright or have an enquiry about obtaining additional rights to this report or assembly of contents thereof, please contact INFO@PCTEST.COM.

# 5 TEST CONFIGURATION POSITIONS

## 5.1 Device Holder

The device holder is made out of low-loss POM material having the following dielectric parameters: relative permittivity ε = 3 and loss tangent δ = 0.02. Additionally, a manufacturer provided low-loss foam was used to position the device for head SAR evaluations.

## 5.2 Positioning for Head

Devices that are designed to be worn on the wrist may operate in speaker mode for voice communication, with the device worn on the wrist and positioned next to the mouth. When next-to-mouth SAR evaluation is required, the device is positioned at 10 mm from a flat phantom filled with head tissue-equivalent medium. The device is evaluated with wrist bands strapped together to represent normal use conditions.

## 5.3 Extremity Exposure Configurations

Devices that are designed or intended for use on extremities or mainly operated in extremity only exposure conditions; i.e., hands, wrists, feet and ankles, may require extremity SAR evaluation. When the device also operates in close proximity to the user's body, SAR compliance for the body is also required. When extremity SAR evaluation is required, the device is evaluated with the back of the device touching the flat phantom, which is filled with body tissue-equivalent medium. The device was evaluated with Sport wristband unstrapped and touching the phantom. For Metal Loop and Metal Links wristbands, the device was evaluated with wristbands strapped and the distance between wristbands and the phantom was minimized to represent the spacing created by actual use conditions.

.



© 2020 PCTEST All rights reserved. Unless otherwise specified, no part of this report may be reproduced or utilized in any part, form or by any means, electronic or mechanical, including photocopying and microfilm, without permission in writing from PCTEST. If you have any questions about this international copyright or have an enquiry about obtaining additional rights to this report or assembly of contents thereof, please contact INFO@PCTEST.COM.

# 6 RF EXPOSURE LIMITS

## 6.1 Uncontrolled Environment

UNCONTROLLED ENVIRONMENTS are defined as locations where there is the exposure of individuals who have no knowledge or control of their exposure. The general population/uncontrolled exposure limits are applicable to situations in which the general public may be exposed or in which persons who are exposed as a consequence of their employment may not be made fully aware of the potential for exposure or cannot exercise control over their exposure. Members of the general public would come under this category when exposure is not employment-related; for example, in the case of a wireless transmitter that exposes persons in its vicinity.

## 6.2 Controlled Environment

CONTROLLED ENVIRONMENTS are defined as locations where there is exposure that may be incurred by persons who are aware of the potential for exposure, (i.e. as a result of employment or occupation). In general, occupational/controlled exposure limits are applicable to situations in which persons are exposed as a consequence of their employment, who have been made fully aware of the potential for exposure and can exercise control over their exposure. This exposure category is also applicable when the exposure is of a transient nature due to incidental passage through a location where the exposure levels may be higher than the general population/uncontrolled limits, but the exposed person is fully aware of the potential for exposure and can exercise control over his or her exposure by leaving the area or by some other appropriate means.

**Table 6-1**
**SAR Human Exposure Specified in ANSI/IEEE C95.1-1992 and Health Canada Safety Code 6**

| HUMAN EXPOSURE LIMITS | | |
|---|---|---|
| | UNCONTROLLED ENVIRONMENT<br>*General Population*<br>(W/kg) or (mW/g) | CONTROLLED ENVIRONMENT<br>*Occupational*<br>(W/kg) or (mW/g) |
| **Peak Spatial Average SAR**<br>Head | 1.6 | 8.0 |
| **Whole Body SAR** | 0.08 | 0.4 |
| **Peak Spatial Average SAR**<br>Hands, Feet, Ankle, Wrists, etc. | 4.0 | 20 |

1. The Spatial Peak value of the SAR averaged over any 1 gram of tissue (defined as a tissue volume in the shape of a cube) and over the appropriate averaging time.
2. The Spatial Average value of the SAR averaged over the whole body.
3. The Spatial Peak value of the SAR averaged over any 10 grams of tissue (defined as a tissue volume in the shape of a cube) and over the appropriate averaging time.



© 2020 PCTEST All rights reserved. Unless otherwise specified, no part of this report may be reproduced or utilized in any part, form or by any means, electronic or mechanical, including photocopying and microfilm, without permission in writing from PCTEST. If you have any questions about this international copyright or have an enquiry about obtaining additional rights to this report or assembly of contents thereof, please contact INFO@PCTEST.COM.

# 7 FCC MEASUREMENT PROCEDURES

Power measurements for licensed transmitters are performed using a base station simulator under digital average power.

## 7.1 Measured and Reported SAR

Per FCC KDB Publication 447498 D01v06, when SAR is not measured at the maximum power level allowed for production units, the results must be scaled to the maximum tune-up tolerance limit according to the power applied to the individual channels tested to determine compliance. For simultaneous transmission, the measured aggregate SAR must be scaled according to the sum of the differences between the maximum tune-up tolerance and actual power used to test each transmitter. When SAR is measured at or scaled to the maximum tune-up tolerance limit, the results are referred to as *reported* SAR. The highest *reported* SAR results are identified on the grant of equipment authorization according to procedures in KDB 690783 D01v01r03.

## 7.2 3G SAR Test Reduction Procedure

In FCC KDB Publication 941225 D01v03r01, certain transmission modes within a frequency band and wireless mode evaluated for SAR are defined as primary modes. The equivalent modes considered for SAR test reduction are denoted as secondary modes. When the maximum output power including tune-up tolerance specified for production units in a secondary mode is ≤ 0.25 dB higher than the primary mode or when the highest reported SAR of the primary mode, scaled by the ratio of specified maximum output power and tune-up tolerance of secondary to primary mode, is ≤ 1.2 W/kg, SAR measurements are not required for the secondary mode. These criteria are referred to as the 3G SAR test reduction procedure. When the 3G SAR test reduction procedure is not satisfied, SAR measurements are additionally required for the secondary mode.

## 7.3 Procedures Used to Establish RF Signal for SAR

The following procedures are according to FCC KDB Publication 941225 D01v03r01 “3G SAR Measurement Procedures.”

The device is placed into a simulated call using a base station simulator in a RF shielded chamber. Establishing connections in this manner ensure a consistent means for testing SAR and are recommended for evaluating SAR [4]. Devices under test are evaluated prior to testing, with a fully charged battery and were configured to operate at maximum output power. In order to verify that the device is tested throughout the SAR test at maximum output power, the SAR measurement system measures a “point SAR” at an arbitrary reference point at the start and end of the 1 gram SAR evaluation, to assess for any power drifts during the evaluation. If the power drift deviates by more than 5%, the SAR test and drift measurements are repeated.

## 7.4 SAR Measurement Conditions for UMTS

### 7.4.1 Output Power Verification

Maximum output power is verified on the High, Middle and Low channels according to the general descriptions in section 5.2 of 3GPP TS 34.121, using the appropriate RMC with TPC (transmit power control) set to all “1s” or applying the required inner loop power control procedures to maintain maximum output power while HSUPA is active. Results for all applicable physical channel configurations (DPCCH, DPDCHn and spreading codes, HS-DPCCH etc) are tabulated in this test report. All configurations that are not supported by the DUT or cannot be measured due to technical or equipment limitations are identified.



© 2020 PCTEST All rights reserved. Unless otherwise specified, no part of this report may be reproduced or utilized in any part, form or by any means, electronic or mechanical, including photocopying and microfilm, without permission in writing from PCTEST. If you have any questions about this international copyright or have an enquiry about obtaining additional rights to this report or assembly of contents thereof, please contact INFO@PCTEST.COM.

### 7.4.2 Head SAR Measurements

SAR for head exposure configurations is measured using the 12.2 kbps RMC with TPC bits configured to all “1s”. SAR in AMR configurations is not required when the maximum average output of each RF channel for 12.2 kbps AMR is less than 0.25 dB higher than that measured in 12.2 kbps RMC. Otherwise, SAR is measured on the maximum output channel in 12.2 AMR with a 3.4 kbps SRB (signaling radio bearer) using the exposure configuration that resulted in the highest SAR for that RF channel in the 12.2 kbps RMC mode.

### 7.4.3 Body SAR Measurements

SAR for body exposure configurations is measured using the 12.2 kbps RMC with the TPC bits all “1s”. The 3G SAR test reduction procedure is applied to other spreading codes and multiple $DPDCH_n$ configurations supported by the handset with 12.2 kbps RMC as the primary mode. Otherwise, SAR is measured using an applicable RMC configuration with the corresponding spreading code or $DPDCH_n$, for the highest reported SAR configuration in 12.2 kbps RMC.

### 7.4.4 SAR Measurements with Rel 5 HSDPA

The 3G SAR test reduction procedure is applied to HSDPA body configurations with 12.2 kbps RMC as the primary mode. Otherwise, Body SAR for HSDPA is measured using an FRC with H-Set 1 in Sub-test 1 and a 12.2 kbps RMC configured in Test Loop Mode 1, for the highest reported SAR configuration in 12.2 kbps RMC without HSDPA. Handsets with both HSDPA and HSUPA are tested according to Release 6 HSPA test procedures.

### 7.4.5 SAR Measurements with Rel 6 HSUPA

The 3G SAR test reduction procedure is applied to HSPA (HSUPA/HSDPA with RMC) body configurations with 12.2 kbps RMC as the primary mode. Otherwise, Body SAR for HSPA is measured with E-DCH Sub-test 5, using H-Set 1 and QPSK for FRC and a 12.2 kbps RMC configured in Test Loop Mode 1 and power control algorithm 2, according to the highest reported body SAR configuration in 12.2 kbps RMC without HSPA.

When VOIP applies to head exposure, the 3G SAR test reduction procedure is applied with 12.2 kbps RMC as the primary mode; otherwise, the same HSPA configuration used for body SAR measurements are applied to head exposure testing.

## 7.5 SAR Measurement Conditions for LTE

LTE modes are tested according to FCC KDB 941225 D05v02r04 publication. Establishing connections with base station simulators ensure a consistent means for testing SAR and are recommended for evaluating SAR [4]. The R&S CMW500 or Anritsu MT8820C simulators are used for LTE output power measurements and SAR testing. Closed loop power control was used so the UE transmits with maximum output power during SAR testing. SAR tests were performed with the same number of RB and RB offsets transmitting on all TTI frames (maximum TTI).

### 7.5.1 Spectrum Plots for RB Configurations

A properly configured base station simulator was used for SAR tests and power measurements. Therefore, spectrum plots for RB configurations were not required to be included in this report.



© 2020 PCTEST All rights reserved. Unless otherwise specified, no part of this report may be reproduced or utilized in any part, form or by any means, electronic or mechanical, including photocopying and microfilm, without permission in writing from PCTEST. If you have any questions about this international copyright or have an enquiry about obtaining additional rights to this report or assembly of contents thereof, please contact INFO@PCTEST.COM.

### 7.5.2 MPR

MPR is permanently implemented for this device by the manufacturer. The specific manufacturer target MPR is indicated alongside the SAR results. MPR is enabled for this device, according to 3GPP TS36.101 Section 6.2.3 – 6.2.5 under Table 6.2.3-1.

### 7.5.3 A-MPR

A-MPR (Additional MPR) has been disabled for all SAR tests by setting NS=01 on the base station simulator.

### 7.5.4 Required RB Size and RB Offsets for SAR Testing

According to FCC KDB 941225 D05v02r04:

a. Per Section 5.2.1, SAR is required for QPSK 1 RB Allocation for the largest bandwidth
    i. The required channel and offset combination with the highest maximum output power is required for SAR.
    ii. When the reported SAR is ≤ 0.8 W/kg, testing of the remaining RB offset configurations and required test channels is not required. Otherwise, SAR is required for the remaining required test channels using the RB offset configuration with highest output power for that channel.
    iii. When the reported SAR for a required test channel is > 1.45 W/kg, SAR is required for all RB offset configurations for that channel.
b. Per Section 5.2.2, SAR is required for 50% RB allocation using the largest bandwidth following the same procedures outlined in Section 5.2.1.
c. Per Section 5.2.3, QPSK SAR is not required for the 100% allocation when the highest maximum output power for the 100% allocation is less than the highest maximum output power of the 1 RB and 50% RB allocations and the reported SAR for the 1 RB and 50% RB allocations is < 0.8 W/kg.
d. Per Section 5.2.4 and 5.3, SAR tests for higher order modulations and lower bandwidths configurations are not required when the conducted power of the required test configurations determined by Sections 5.2.1 through 5.2.3 is less than or equal to ½ dB higher than the equivalent configuration using QPSK modulation and when the QPSK SAR for those configurations is <1.45 W/kg.
e. This device can only operate with 16QAM on the uplink with less than or equal to 27 RB. For 16QAM configurations with 10 MHz, 15 MHz and 20 MHz bandwidths, LTE powers for RB size of 15 (“50% RB”) and 27 (“100% RB”) with offsets to upper edge, middle, and lower edge of the channel are additionally measured for both QPSK and 16QAM modulations to support comparison and SAR test exclusion per Section 5.2.4 and 5.3.

### 7.5.5 TDD

LTE TDD testing is performed using the SAR test guidance provided in FCC KDB 941225 D05v02r04. TDD is tested at the highest duty factor using UL-DL configuration 0 with special subframe configuration 6 and applying the FDD LTE procedures in KDB 941225 D05v02r04. SAR testing is performed using the extended cyclic prefix listed in 3GPP TS 36.211 Section 4.

## 7.6 SAR Testing with 802.11 Transmitters

The normal network operating configurations of 802.11 transmitters are not suitable for SAR measurements. Unpredictable fluctuations in network traffic and antenna diversity conditions can introduce undesirable variations



© 2020 PCTEST All rights reserved. Unless otherwise specified, no part of this report may be reproduced or utilized in any part, form or by any means, electronic or mechanical, including photocopying and microfilm, without permission in writing from PCTEST. If you have any questions about this international copyright or have an enquiry about obtaining additional rights to this report or assembly of contents thereof, please contact INFO@PCTEST.COM.

in SAR results. The SAR for these devices should be measured using chipset based test mode software to ensure the results are consistent and reliable. See KDB Publication 248227 D01v02r02 for more details.

### 7.6.1 General Device Setup

Chipset based test mode software is hardware dependent and generally varies among manufacturers. The device operating parameters established in test mode for SAR measurements must be identical to those programmed in production units, including output power levels, amplifier gain settings and other RF performance tuning parameters.

A periodic duty factor is required for current generation SAR systems to measure SAR. When 802.11 frame gaps are accounted for in the transmission, a maximum transmission duty factor of 92 - 96% is typically achievable in most test mode configurations. A minimum transmission duty factor of 85% is required to avoid certain hardware and device implementation issues related to wide range SAR scaling. The reported SAR is scaled to 100% transmission duty factor to determine compliance at the maximum tune-up tolerance limit.

### 7.6.2 U-NII-1 and U-NII-2A

For devices that operate in both U-NII-1 and U-NII-2A bands, when the same maximum output power is specified for both bands, SAR measurement using OFDM SAR test procedures is not required for U-NII-1 unless the highest reported SAR for U-NII-2A is > 1.2 W/kg. When different maximum output powers are specified for the bands, SAR measurement for the U-NII band with the lower maximum output power is not required unless the highest reported SAR for the U-NII band with the higher maximum output power, adjusted by the ratio of lower to higher specified maximum output power for the two bands, is > 1.2 W/kg. When 10g SAR measurement is considered, a factor of 2.5 is applied to the thresholds above.

### 7.6.3 U-NII-2C and U-NII-3

The frequency range covered by U-NII-2C and U-NII-3 is 380 MHz (5.47 – 5.85 GHz), which requires a minimum of at least two SAR probe calibration frequency points to support SAR measurements. When Terminal Doppler Weather Radar (TDWR) restriction applies, the channels at 5.60 – 5.65 GHz in U-NII-2C band must be disabled with acceptable mechanisms and documented in the equipment certification. Unless band gap channels are permanently disabled, SAR must be considered for these channels. Each band is tested independently according to the normally required OFDM SAR measurement and probe calibration frequency points requirements.

### 7.6.4 2.4 GHz SAR Test Requirements

SAR is measured for 2.4 GHz 802.11b DSSS using either the fixed test position or, when applicable, the initial test position procedure. SAR test reduction is determined according to the following:

1) When the reported SAR of the highest measured maximum output power channel for the exposure configuration is ≤ 0.8 W/kg, no further SAR testing is required for 802.11b DSSS in that exposure configuration.

2) When the reported SAR is > 0.8 W/kg, SAR is required for that position using the next highest measured output power channel. When any reported SAR is > 1.2 W/kg, SAR is required for the third channel; i.e., all channels require testing.

2.4 GHz 802.11 g/n OFDM are additionally evaluated for SAR if the highest reported SAR for 802.11b, adjusted by the ratio of the OFDM to DSSS specified maximum output power, is > 1.2 W/kg. When SAR is required for OFDM modes in 2.4 GHz band, the Initial Test Configuration Procedures should be followed. When 10g SAR measurement is considered, a factor of 2.5 is applied to the thresholds above.



© 2020 PCTEST All rights reserved. Unless otherwise specified, no part of this report may be reproduced or utilized in any part, form or by any means, electronic or mechanical, including photocopying and microfilm, without permission in writing from PCTEST. If you have any questions about this international copyright or have an enquiry about obtaining additional rights to this report or assembly of contents thereof, please contact INFO@PCTEST.COM.

### 7.6.5 OFDM Transmission Mode and SAR Test Channel Selection

When the same maximum output power was specified for multiple OFDM transmission mode configurations in a frequency band or aggregated band, SAR is measured using the configuration with the largest channel bandwidth, lowest order modulation and lowest data rate. When the maximum output power of a channel is the same for equivalent OFDM configurations; for example, 802.11a, ad 802.11n or 802.11g and 802.11n with the same channel bandwidth, modulation and data rate etc., the lower order 802.11 mode i.e., 802.11a, then 802.11n or 802.11g then 802.11n, is used for SAR measurement. When the maximum output power are the same for multiple test channels, either according to the default or additional power measurement requirements, SAR is measured using the channel closest to the middle of the frequency band or aggregated band. When there are multiple channels with the same maximum output power, SAR is measured using the higher number channel.

### 7.6.6 Initial Test Configuration Procedure

For OFDM, an initial test configuration is determined for each frequency band and aggregated band, according to the transmission mode with the highest maximum output power specified for SAR measurements. When the same maximum output power is specified for multiple OFDM transmission mode configurations in a frequency band or aggregated band, SAR is measured using the configuration(s) with the largest channel bandwidth, lowest order modulation, lowest data rate and lowest order IEEE 802.11 mode. The channel of the transmission mode with the highest average RF output conducted power will be the initial test configuration.

When the reported SAR is ≤ 0.8 W/kg, no additional measurements on other test channels are required. Otherwise, SAR is evaluated using the subsequent highest average RF output channel until the reported SAR result is ≤ 1.2 W/kg or all channels are measured. When there are multiple untested channels having the same subsequent highest average RF output power, the channel with higher frequency from the lowest 802.11 mode is considered for SAR measurements (See Section 7.6.5).

### 7.6.7 Subsequent Test Configuration Procedures

For OFDM configurations in each frequency band and aggregated band, SAR is evaluated for initial test configuration using the fixed test position or the initial test position procedure. When the highest reported SAR (for the initial test configuration), adjusted by the ratio of the specified maximum output power of the subsequent test configuration to initial test configuration, is ≤ 1.2 W/kg, no additional SAR tests for the subsequent test configurations are required.



© 2020 PCTEST All rights reserved. Unless otherwise specified, no part of this report may be reproduced or utilized in any part, form or by any means, electronic or mechanical, including photocopying and microfilm, without permission in writing from PCTEST. If you have any questions about this international copyright or have an enquiry about obtaining additional rights to this report or assembly of contents thereof, please contact INFO@PCTEST.COM.

# 8 RF CONDUCTED POWERS

## 8.1 UMTS Conducted Powers

**Table 8-1**
**Maximum Conducted Power**

| 3GPP Release Version | Mode | 3GPP 34.121 Subtest | Cellular Band [dBm] | | | AWS Band [dBm] | | | PCS Band [dBm] | | | 3GPP MPR [dB] |
|---|---|---|---|---|---|---|---|---|---|---|---|---|
| | | | 4132 | 4183 | 4233 | 1312 | 1412 | 1513 | 9262 | 9400 | 9538 | |
| 99 | WCDMA | 12.2 kbps RMC | 23.93 | 23.90 | 23.81 | 22.87 | 22.98 | 22.58 | 22.65 | 22.75 | 22.81 | - |
| 99 | | 12.2 kbps AMR | 23.82 | 23.80 | 23.73 | 22.84 | 22.87 | 22.61 | 22.52 | 22.72 | 22.75 | - |
| 6 | HSDPA | Subtest 1 | 24.00 | 23.98 | 23.85 | 22.88 | 22.85 | 22.77 | 22.69 | 22.84 | 23.00 | 0 |
| 6 | | Subtest 2 | 23.73 | 23.30 | 23.77 | 22.79 | 22.97 | 22.43 | 22.74 | 22.86 | 22.97 | 0 |
| 6 | | Subtest 3 | 22.60 | 23.11 | 22.95 | 22.22 | 22.36 | 22.21 | 22.25 | 22.35 | 22.48 | 0.5 |
| 6 | | Subtest 4 | 22.84 | 22.85 | 22.69 | 22.01 | 22.21 | 21.95 | 22.04 | 22.15 | 22.28 | 0.5 |
| 6 | HSUPA | Subtest 1 | 23.67 | 23.20 | 23.04 | 22.17 | 22.34 | 22.16 | 22.13 | 22.37 | 22.34 | 0 |
| 6 | | Subtest 2 | 21.42 | 21.50 | 21.31 | 20.58 | 20.74 | 20.53 | 20.50 | 20.68 | 20.77 | 2 |
| 6 | | Subtest 3 | 22.18 | 22.25 | 22.13 | 21.34 | 21.45 | 21.31 | 21.26 | 21.44 | 21.51 | 1 |
| 6 | | Subtest 4 | 21.70 | 21.79 | 21.64 | 20.88 | 21.00 | 20.85 | 20.86 | 20.97 | 21.00 | 2 |
| 6 | | Subtest 5 | 23.69 | 23.72 | 23.59 | 22.74 | 22.86 | 22.71 | 22.72 | 22.82 | 22.91 | 0 |

This device does not support DC-HSDPA.

**Figure 8-1**
**Power Measurement Setup**



© 2020 PCTEST All rights reserved. Unless otherwise specified, no part of this report may be reproduced or utilized in any part, form or by any means, electronic or mechanical, including photocopying and microfilm, without permission in writing from PCTEST. If you have any questions about this international copyright or have an enquiry about obtaining additional rights to this report or assembly of contents thereof, please contact INFO@PCTEST.COM.

## 8.2 LTE Conducted Powers

### 8.2.1 LTE Band 26

**Table 8-2**
**LTE Band 26 (Cell) Conducted Powers - 10 MHz Bandwidth**

| LTE Band 26 (Cell) 10 MHz Bandwidth | | | | | | |
|---|---|---|---|---|---|---|
| Modulation | RB Size | RB Offset | Low Channel 26740 (819.0 MHz) | Mid Channel 26865 (831.5 MHz) | High Channel 26990 (844.0 MHz) | Design MPR [dB] |
| | | | Conducted Power [dBm] | | | |
| QPSK | 1 | 0 | 23.70 | 23.73 | 23.94 | 0 |
| | 1 | 25 | 23.94 | 23.85 | 23.74 | 0 |
| | 1 | 49 | 23.91 | **24.00** | 23.89 | 0 |
| | 25 | 0 | 22.80 | 22.72 | 22.80 | 1 |
| | 25 | 12 | 22.82 | 22.77 | 22.72 | 1 |
| | 25 | 25 | **22.90** | 22.82 | 22.76 | 1 |
| | 50 | 0 | 22.89 | 22.87 | 22.83 | 1 |
| | 15 | 0 | 22.69 | 22.72 | 22.81 | 1 |
| | 15 | 17 | 22.82 | 22.76 | 22.71 | 1 |
| | 15 | 35 | 22.85 | 22.88 | 22.76 | 1 |
| | 27 | 0 | 22.80 | 22.72 | 22.82 | 1 |
| | 27 | 12 | 22.89 | 22.77 | 22.74 | 1 |
| | 27 | 23 | 22.91 | 22.81 | 22.78 | 1 |
| 16QAM | 1 | 0 | 22.99 | 22.90 | 22.85 | 1 |
| | 1 | 25 | 22.95 | 22.95 | 22.92 | 1 |
| | 1 | 49 | 22.81 | 22.91 | 22.95 | 1 |
| | 25 | 0 | 21.71 | 21.72 | 21.66 | 2 |
| | 25 | 12 | 21.61 | 21.68 | 21.64 | 2 |
| | 25 | 25 | 21.58 | 21.66 | 21.65 | 2 |
| | 15 | 0 | 21.79 | 21.70 | 21.69 | 2 |
| | 15 | 17 | 21.61 | 21.69 | 21.69 | 2 |
| | 15 | 35 | 21.63 | 21.66 | 21.67 | 2 |
| | 27 | 0 | 21.69 | 21.72 | 21.67 | 2 |
| | 27 | 12 | 21.66 | 21.66 | 21.67 | 2 |
| | 27 | 23 | 21.61 | 21.65 | 21.68 | 2 |



© 2020 PCTEST All rights reserved. Unless otherwise specified, no part of this report may be reproduced or utilized in any part, form or by any means, electronic or mechanical, including photocopying and microfilm, without permission in writing from PCTEST. If you have any questions about this international copyright or have an enquiry about obtaining additional rights to this report or assembly of contents thereof, please contact INFO@PCTEST.COM.

## Table 8-3
## LTE Band 26 (Cell) Conducted Powers - 5 MHz Bandwidth

| LTE Band 26 (Cell) 5 MHz Bandwidth | | | | | | |
|---|---|---|---|---|---|---|
| Modulation | RB Size | RB Offset | Low Channel 26715 (816.5 MHz) | Mid Channel 26865 (831.5 MHz) | High Channel 27015 (846.5 MHz) | Design MPR [dB] |
| | | | Conducted Power [dBm] | | | |
| QPSK | 1 | 0 | 23.77 | 23.53 | 23.82 | 0 |
| | 1 | 12 | 23.83 | 23.67 | 23.73 | 0 |
| | 1 | 24 | 23.94 | 23.78 | 23.89 | 0 |
| | 12 | 0 | 22.59 | 22.60 | 22.63 | 1 |
| | 12 | 6 | 22.63 | 22.65 | 22.58 | 1 |
| | 12 | 13 | 22.73 | 22.68 | 22.68 | 1 |
| | 25 | 0 | 22.69 | 22.68 | 22.65 | 1 |
| 16QAM | 1 | 0 | 23.00 | 22.99 | 23.00 | 1 |
| | 1 | 12 | 22.91 | 23.00 | 22.98 | 1 |
| | 1 | 24 | 22.87 | 22.99 | 22.88 | 1 |
| | 12 | 0 | 21.72 | 21.68 | 21.65 | 2 |
| | 12 | 6 | 21.72 | 21.68 | 21.65 | 2 |
| | 12 | 13 | 21.65 | 21.67 | 21.66 | 2 |
| | 25 | 0 | 21.67 | 21.65 | 21.65 | 2 |

## Table 8-4
## LTE Band 26 (Cell) Conducted Powers - 3 MHz Bandwidth

| LTE Band 26 (Cell) 3 MHz Bandwidth | | | | | | |
|---|---|---|---|---|---|---|
| Modulation | RB Size | RB Offset | Low Channel 26705 (815.5 MHz) | Mid Channel 26865 (831.5 MHz) | High Channel 27025 (847.5 MHz) | Design MPR [dB] |
| | | | Conducted Power [dBm] | | | |
| QPSK | 1 | 0 | 23.62 | 23.58 | 23.56 | 0 |
| | 1 | 7 | 23.64 | 23.72 | 23.74 | 0 |
| | 1 | 14 | 23.71 | 23.72 | 23.79 | 0 |
| | 8 | 0 | 22.63 | 22.64 | 22.64 | 1 |
| | 8 | 4 | 22.60 | 22.67 | 22.72 | 1 |
| | 8 | 7 | 22.67 | 22.69 | 22.76 | 1 |
| | 15 | 0 | 22.62 | 22.69 | 22.74 | 1 |
| 16QAM | 1 | 0 | 22.95 | 22.98 | 22.84 | 1 |
| | 1 | 7 | 22.99 | 23.00 | 22.93 | 1 |
| | 1 | 14 | 22.98 | 22.94 | 22.78 | 1 |
| | 8 | 0 | 21.81 | 21.73 | 21.65 | 2 |
| | 8 | 4 | 21.78 | 21.73 | 21.68 | 2 |
| | 8 | 7 | 21.76 | 21.72 | 21.66 | 2 |
| | 15 | 0 | 21.80 | 21.70 | 21.67 | 2 |



© 2020 PCTEST All rights reserved. Unless otherwise specified, no part of this report may be reproduced or utilized in any part, form or by any means, electronic or mechanical, including photocopying and microfilm, without permission in writing from PCTEST. If you have any questions about this international copyright or have an enquiry about obtaining additional rights to this report or assembly of contents thereof, please contact INFO@PCTEST.COM.

## Table 8-5
## LTE Band 26 (Cell) Conducted Powers – 1.4 MHz Bandwidth

| LTE Band 26 (Cell) 1.4 MHz Bandwidth | | | | | | |
|---|---|---|---|---|---|---|
| Modulation | RB Size | RB Offset | Low Channel 26697 (814.7 MHz) | Mid Channel 26865 (831.5 MHz) | High Channel 27033 (848.3 MHz) | Design MPR [dB] |
| | | | Conducted Power [dBm] | | | |
| QPSK | 1 | 0 | 23.67 | 23.75 | 23.76 | 0 |
| | 1 | 2 | 23.60 | 23.71 | 23.77 | 0 |
| | 1 | 5 | 23.65 | 23.75 | 23.85 | 0 |
| | 3 | 0 | 23.63 | 23.72 | 23.73 | 0 |
| | 3 | 2 | 23.61 | 23.71 | 23.75 | 0 |
| | 3 | 3 | 23.62 | 23.74 | 23.79 | 0 |
| | 6 | 0 | 22.60 | 22.73 | 22.75 | 1 |
| 16QAM | 1 | 0 | 23.00 | 23.00 | 22.87 | 1 |
| | 1 | 2 | 23.00 | 23.00 | 22.83 | 1 |
| | 1 | 5 | 23.00 | 23.00 | 22.84 | 1 |
| | 3 | 0 | 22.91 | 22.82 | 22.74 | 1 |
| | 3 | 2 | 22.90 | 22.82 | 22.72 | 1 |
| | 3 | 3 | 22.88 | 22.82 | 22.70 | 1 |
| | 6 | 0 | 21.85 | 21.78 | 21.63 | 2 |



© 2020 PCTEST All rights reserved. Unless otherwise specified, no part of this report may be reproduced or utilized in any part, form or by any means, electronic or mechanical, including photocopying and microfilm, without permission in writing from PCTEST. If you have any questions about this international copyright or have an enquiry about obtaining additional rights to this report or assembly of contents thereof, please contact INFO@PCTEST.COM.

### 8.2.2 LTE Band 5

**Table 8-6**
**LTE Band 5 (Cell) Conducted Powers - 10 MHz Bandwidth**

| LTE Band 5 (Cell) 10 MHz Bandwidth | | | | |
|---|---|---|---|---|
| **Modulation** | **RB Size** | **RB Offset** | **Mid Channel 20525 (836.5 MHz) Conducted Power [dBm]** | **Design MPR [dB]** |
| QPSK | 1 | 0 | 23.85 | 0 |
| | 1 | 25 | **24.00** | 0 |
| | 1 | 49 | 23.89 | 0 |
| | 25 | 0 | 22.90 | 1 |
| | 25 | 12 | **22.94** | 1 |
| | 25 | 25 | 22.93 | 1 |
| | 50 | 0 | 22.93 | 1 |
| | 15 | 0 | 22.82 | 1 |
| | 15 | 17 | 22.95 | 1 |
| | 15 | 35 | 22.91 | 1 |
| | 27 | 0 | 22.91 | 1 |
| | 27 | 12 | 22.95 | 1 |
| | 27 | 23 | 22.92 | 1 |
| 16QAM | 1 | 0 | 22.92 | 1 |
| | 1 | 25 | 22.90 | 1 |
| | 1 | 49 | 22.78 | 1 |
| | 25 | 0 | 21.72 | 2 |
| | 25 | 12 | 21.73 | 2 |
| | 25 | 25 | 21.73 | 2 |
| | 15 | 0 | 21.65 | 2 |
| | 15 | 17 | 21.73 | 2 |
| | 15 | 35 | 21.71 | 2 |
| | 27 | 0 | 21.73 | 2 |
| | 27 | 12 | 21.75 | 2 |
| | 27 | 23 | 21.77 | 2 |

Note: LTE Band 5 (Cell) at 10 MHz bandwidth does not support three non-overlapping channels. Per KDB Publication 941225 D05v02, when a device supports overlapping channel assignment in a channel bandwidth configuration, the middle channel of the group of overlapping channels should be selected for testing.



© 2020 PCTEST All rights reserved. Unless otherwise specified, no part of this report may be reproduced or utilized in any part, form or by any means, electronic or mechanical, including photocopying and microfilm, without permission in writing from PCTEST. If you have any questions about this international copyright or have an enquiry about obtaining additional rights to this report or assembly of contents thereof, please contact INFO@PCTEST.COM.

## Table 8-7
## LTE Band 5 (Cell) Conducted Powers - 5 MHz Bandwidth

| LTE Band 5 (Cell) 5 MHz Bandwidth | | | | | | |
|---|---|---|---|---|---|---|
| Modulation | RB Size | RB Offset | Low Channel 20425 (826.5 MHz) | Mid Channel 20525 (836.5 MHz) | High Channel 20625 (846.5 MHz) | Design MPR [dB] |
| | | | Conducted Power [dBm] | | | |
| QPSK | 1 | 0 | 23.84 | 24.00 | 23.72 | 0 |
| | 1 | 12 | 23.71 | 23.99 | 23.84 | 0 |
| | 1 | 24 | 23.77 | 24.00 | 23.86 | 0 |
| | 12 | 0 | 22.72 | 22.93 | 22.81 | 1 |
| | 12 | 6 | 22.67 | 22.96 | 22.82 | 1 |
| | 12 | 13 | 22.64 | 22.98 | 22.87 | 1 |
| | 25 | 0 | 22.70 | 22.99 | 22.87 | 1 |
| 16QAM | 1 | 0 | 22.81 | 23.00 | 22.78 | 1 |
| | 1 | 12 | 22.65 | 23.00 | 22.86 | 1 |
| | 1 | 24 | 22.79 | 22.99 | 22.85 | 1 |
| | 12 | 0 | 21.67 | 21.84 | 21.57 | 2 |
| | 12 | 6 | 21.64 | 21.82 | 21.55 | 2 |
| | 12 | 13 | 21.62 | 21.66 | 21.54 | 2 |
| | 25 | 0 | 21.58 | 21.70 | 21.54 | 2 |

## Table 8-8
## LTE Band 5 (Cell) Conducted Powers - 3 MHz Bandwidth

| LTE Band 5 (Cell) 3 MHz Bandwidth | | | | | | |
|---|---|---|---|---|---|---|
| Modulation | RB Size | RB Offset | Low Channel 20415 (825.5 MHz) | Mid Channel 20525 (836.5 MHz) | High Channel 20635 (847.5 MHz) | Design MPR [dB] |
| | | | Conducted Power [dBm] | | | |
| QPSK | 1 | 0 | 23.78 | 23.99 | 23.83 | 0 |
| | 1 | 7 | 23.73 | 24.00 | 23.88 | 0 |
| | 1 | 14 | 23.66 | 24.00 | 23.83 | 0 |
| | 8 | 0 | 22.77 | 22.99 | 22.87 | 1 |
| | 8 | 4 | 22.74 | 23.00 | 22.87 | 1 |
| | 8 | 7 | 22.73 | 23.00 | 22.88 | 1 |
| | 15 | 0 | 22.76 | 22.97 | 22.89 | 1 |
| 16QAM | 1 | 0 | 22.90 | 22.95 | 22.85 | 1 |
| | 1 | 7 | 22.91 | 23.00 | 22.87 | 1 |
| | 1 | 14 | 22.85 | 23.00 | 22.81 | 1 |
| | 8 | 0 | 21.75 | 21.84 | 21.64 | 2 |
| | 8 | 4 | 21.72 | 21.84 | 21.62 | 2 |
| | 8 | 7 | 21.76 | 21.84 | 21.59 | 2 |
| | 15 | 0 | 21.71 | 21.85 | 21.73 | 2 |



© 2020 PCTEST All rights reserved. Unless otherwise specified, no part of this report may be reproduced or utilized in any part, form or by any means, electronic or mechanical, including photocopying and microfilm, without permission in writing from PCTEST. If you have any questions about this international copyright or have an enquiry about obtaining additional rights to this report or assembly of contents thereof, please contact INFO@PCTEST.COM.

## Table 8-9
## LTE Band 5 (Cell) Conducted Powers – 1.4 MHz Bandwidth

| LTE Band 5 (Cell) 1.4 MHz Bandwidth | | | | | | |
|---|---|---|---|---|---|---|
| Modulation | RB Size | RB Offset | Low Channel 20407 (824.7 MHz) | Mid Channel 20525 (836.5 MHz) | High Channel 20643 (848.3 MHz) | Design MPR [dB] |
| | | | Conducted Power [dBm] | | | |
| QPSK | 1 | 0 | 23.70 | 23.87 | 23.80 | 0 |
| | 1 | 2 | 23.68 | 23.89 | 23.83 | 0 |
| | 1 | 5 | 23.64 | 23.93 | 23.86 | 0 |
| | 3 | 0 | 23.66 | 23.94 | 23.82 | 0 |
| | 3 | 2 | 23.63 | 23.95 | 23.85 | 0 |
| | 3 | 3 | 23.63 | 23.96 | 23.86 | 0 |
| | 6 | 0 | 22.66 | 22.94 | 22.83 | 1 |
| 16QAM | 1 | 0 | 22.78 | 22.98 | 22.87 | 1 |
| | 1 | 2 | 22.67 | 23.00 | 22.76 | 1 |
| | 1 | 5 | 22.71 | 23.00 | 22.76 | 1 |
| | 3 | 0 | 22.77 | 22.98 | 22.80 | 1 |
| | 3 | 2 | 22.76 | 22.99 | 22.85 | 1 |
| | 3 | 3 | 22.78 | 22.99 | 22.82 | 1 |
| | 6 | 0 | 21.63 | 21.85 | 21.82 | 2 |



© 2020 PCTEST All rights reserved. Unless otherwise specified, no part of this report may be reproduced or utilized in any part, form or by any means, electronic or mechanical, including photocopying and microfilm, without permission in writing from PCTEST. If you have any questions about this international copyright or have an enquiry about obtaining additional rights to this report or assembly of contents thereof, please contact INFO@PCTEST.COM.

### 8.2.3 LTE Band 66

**Table 8-10**
**LTE Band 66 (AWS) Conducted Powers - 20 MHz Bandwidth**

| LTE Band 66 (AWS) 20 MHz Bandwidth | | | | | | | |
|---|---|---|---|---|---|---|---|
| Modulation | RB Size | RB Offset | Low Channel 132072 (1720.0 MHz) | Mid Channel 132322 (1745.0 MHz) | High Channel 132572 (1770.0 MHz) | MPR Allowed per 3GPP [dB] | Design MPR [dB] |
| | | | Conducted Power [dBm] | | | | |
| QPSK | 1 | 0 | 22.32 | 22.11 | 22.01 | 0 | 0 |
| | 1 | 50 | **22.56** | 22.02 | 22.01 | | 0 |
| | 1 | 99 | 22.46 | 22.05 | 22.03 | | 0 |
| | 50 | 0 | 21.60 | 21.16 | 21.03 | 0-1 | 1 |
| | 50 | 25 | **21.63** | 21.09 | 21.04 | | 1 |
| | 50 | 50 | 21.58 | 21.26 | 21.09 | | 1 |
| | 100 | 0 | 21.53 | 21.36 | 21.24 | | 1 |
| | 15 | 0 | 22.55 | 22.05 | 22.05 | 0-1 | 0 |
| | 15 | 42 | 22.78 | 22.31 | 22.02 | | 0 |
| | 15 | 85 | 22.67 | 22.22 | 22.10 | | 0 |
| | 27 | 0 | 21.39 | 21.17 | 21.04 | 0-2 | 1 |
| | 27 | 37 | 21.56 | 21.02 | 21.02 | | 1 |
| | 27 | 73 | 21.45 | 21.01 | 21.01 | | 1 |
| 16QAM | 1 | 0 | 21.45 | 21.65 | 21.41 | 0-2 | 1 |
| | 1 | 50 | 21.76 | 21.58 | 21.30 | | 1 |
| | 1 | 99 | 21.83 | 21.53 | 21.22 | | 1 |
| | 15 | 0 | 21.33 | 21.31 | 21.04 | 0-3 | 1 |
| | 15 | 42 | 21.36 | 21.23 | 21.08 | | 1 |
| | 15 | 85 | 21.41 | 21.14 | 21.05 | | 1 |
| | 27 | 0 | 20.31 | 20.32 | 20.11 | 0-5 | 2 |
| | 27 | 37 | 20.41 | 20.25 | 20.55 | | 2 |
| | 27 | 73 | 20.43 | 20.17 | 20.46 | | 2 |



© 2020 PCTEST All rights reserved. Unless otherwise specified, no part of this report may be reproduced or utilized in any part, form or by any means, electronic or mechanical, including photocopying and microfilm, without permission in writing from PCTEST. If you have any questions about this international copyright or have an enquiry about obtaining additional rights to this report or assembly of contents thereof, please contact INFO@PCTEST.COM.

## Table 8-11
## LTE Band 66 (AWS) Conducted Powers - 15 MHz Bandwidth

| LTE Band 66 (AWS) 15 MHz Bandwidth | | | | | | |
|---|---|---|---|---|---|---|
| Modulation | RB Size | RB Offset | Low Channel 132047 (1717.5 MHz) | Mid Channel 132322 (1745.0 MHz) | High Channel 132597 (1772.5 MHz) | Design MPR [dB] |
| | | | Conducted Power [dBm] | | | |
| QPSK | 1 | 0 | 22.09 | 22.12 | 22.05 | 0 |
| | 1 | 36 | 22.50 | 22.16 | 22.03 | 0 |
| | 1 | 74 | 22.43 | 22.00 | 22.02 | 0 |
| | 36 | 0 | 21.34 | 21.29 | 21.06 | 1 |
| | 36 | 18 | 21.54 | 21.33 | 21.09 | 1 |
| | 36 | 37 | 21.53 | 21.24 | 21.04 | 1 |
| | 75 | 0 | 21.64 | 21.38 | 21.14 | 1 |
| | 15 | 0 | 22.10 | 22.05 | 22.53 | 0 |
| | 15 | 30 | 22.41 | 22.15 | 22.70 | 0 |
| | 15 | 60 | 22.34 | 22.03 | 22.63 | 0 |
| | 27 | 0 | 21.27 | 21.25 | 21.85 | 1 |
| | 27 | 24 | 21.52 | 21.32 | 21.96 | 1 |
| | 27 | 48 | 21.52 | 21.23 | 21.94 | 1 |
| 16QAM | 1 | 0 | 22.00 | 21.95 | 21.57 | 1 |
| | 1 | 36 | 22.00 | 21.86 | 21.50 | 1 |
| | 1 | 74 | 22.00 | 21.84 | 21.48 | 1 |
| | 15 | 0 | 21.70 | 21.72 | 21.31 | 1 |
| | 15 | 30 | 21.81 | 21.74 | 21.37 | 1 |
| | 15 | 60 | 21.80 | 21.55 | 21.29 | 1 |
| | 27 | 0 | 20.79 | 20.81 | 20.49 | 2 |
| | 27 | 24 | 20.97 | 20.86 | 20.52 | 2 |
| | 27 | 48 | 20.91 | 20.72 | 20.48 | 2 |



© 2020 PCTEST All rights reserved. Unless otherwise specified, no part of this report may be reproduced or utilized in any part, form or by any means, electronic or mechanical, including photocopying and microfilm, without permission in writing from PCTEST. If you have any questions about this international copyright or have an enquiry about obtaining additional rights to this report or assembly of contents thereof, please contact INFO@PCTEST.COM.

## Table 8-12
## LTE Band 66 (AWS) Conducted Powers - 10 MHz Bandwidth

| LTE Band 66 (AWS) 10 MHz Bandwidth | | | | | | |
|---|---|---|---|---|---|---|
| Modulation | RB Size | RB Offset | Low Channel 132022 (1715.0 MHz) | Mid Channel 132322 (1745.0 MHz) | High Channel 132622 (1775.0 MHz) | Design MPR [dB] |
| | | | Conducted Power [dBm] | | | |
| QPSK | 1 | 0 | 22.23 | 22.12 | 22.04 | 0 |
| | 1 | 25 | 22.19 | 22.03 | 22.02 | 0 |
| | 1 | 49 | 22.24 | 22.01 | 22.01 | 0 |
| | 25 | 0 | 21.32 | 21.30 | 21.05 | 1 |
| | 25 | 12 | 21.32 | 21.22 | 21.02 | 1 |
| | 25 | 25 | 21.33 | 21.26 | 21.03 | 1 |
| | 50 | 0 | 21.36 | 21.22 | 21.08 | 1 |
| | 15 | 0 | 21.20 | 21.19 | 21.85 | 1 |
| | 15 | 17 | 21.25 | 21.21 | 21.91 | 1 |
| | 15 | 35 | 21.35 | 21.18 | 21.88 | 1 |
| | 27 | 0 | 21.18 | 21.19 | 21.86 | 1 |
| | 27 | 12 | 21.30 | 21.19 | 21.90 | 1 |
| | 27 | 23 | 21.38 | 21.17 | 21.91 | 1 |
| 16QAM | 1 | 0 | 21.70 | 21.84 | 21.42 | 1 |
| | 1 | 25 | 21.97 | 21.82 | 21.40 | 1 |
| | 1 | 49 | 22.00 | 21.86 | 21.55 | 1 |
| | 25 | 0 | 20.78 | 20.82 | 20.47 | 2 |
| | 25 | 12 | 20.80 | 20.77 | 20.51 | 2 |
| | 25 | 25 | 20.88 | 20.77 | 20.52 | 2 |
| | 15 | 0 | 20.84 | 20.68 | 20.45 | 2 |
| | 15 | 17 | 20.79 | 20.82 | 20.46 | 2 |
| | 15 | 35 | 20.80 | 20.80 | 20.52 | 2 |
| | 27 | 0 | 20.91 | 20.70 | 20.49 | 2 |
| | 27 | 12 | 20.82 | 20.76 | 20.46 | 2 |
| | 27 | 23 | 20.80 | 20.79 | 20.47 | 2 |



© 2020 PCTEST All rights reserved. Unless otherwise specified, no part of this report may be reproduced or utilized in any part, form or by any means, electronic or mechanical, including photocopying and microfilm, without permission in writing from PCTEST. If you have any questions about this international copyright or have an enquiry about obtaining additional rights to this report or assembly of contents thereof, please contact INFO@PCTEST.COM.

## Table 8-13
## LTE Band 66 (AWS) Conducted Powers - 5 MHz Bandwidth

| LTE Band 66 (AWS) 5 MHz Bandwidth | | | | | | |
|---|---|---|---|---|---|---|
| Modulation | RB Size | RB Offset | Low Channel 131997 (1712.5 MHz) | Mid Channel 132322 (1745.0 MHz) | High Channel 132647 (1777.5 MHz) | Design MPR [dB] |
| | | | Conducted Power [dBm] | | | |
| QPSK | 1 | 0 | 22.16 | 22.10 | 22.04 | 0 |
| | 1 | 12 | 22.12 | 22.00 | 22.02 | 0 |
| | 1 | 24 | 22.14 | 22.05 | 22.01 | 0 |
| | 12 | 0 | 21.31 | 21.21 | 21.08 | 1 |
| | 12 | 6 | 21.26 | 21.19 | 21.05 | 1 |
| | 12 | 13 | 21.28 | 21.16 | 21.06 | 1 |
| | 25 | 0 | 21.26 | 21.19 | 21.02 | 1 |
| 16QAM | 1 | 0 | 21.99 | 21.88 | 21.55 | 1 |
| | 1 | 12 | 21.80 | 21.86 | 21.53 | 1 |
| | 1 | 24 | 21.95 | 21.78 | 21.33 | 1 |
| | 12 | 0 | 20.89 | 20.57 | 20.45 | 2 |
| | 12 | 6 | 20.67 | 20.75 | 20.46 | 2 |
| | 12 | 13 | 20.67 | 20.71 | 20.46 | 2 |
| | 25 | 0 | 20.71 | 20.70 | 20.47 | 2 |

## Table 8-14
## LTE Band 66 (AWS) Conducted Powers - 3 MHz Bandwidth

| LTE Band 66 (AWS) 3 MHz Bandwidth | | | | | | |
|---|---|---|---|---|---|---|
| Modulation | RB Size | RB Offset | Low Channel 131987 (1711.5 MHz) | Mid Channel 132322 (1745.0 MHz) | High Channel 132657 (1778.5 MHz) | Design MPR [dB] |
| | | | Conducted Power [dBm] | | | |
| QPSK | 1 | 0 | 22.12 | 22.08 | 22.09 | 0 |
| | 1 | 7 | 22.08 | 22.07 | 22.05 | 0 |
| | 1 | 14 | 22.10 | 22.05 | 22.06 | 0 |
| | 8 | 0 | 21.19 | 21.29 | 21.06 | 1 |
| | 8 | 4 | 21.20 | 21.15 | 21.04 | 1 |
| | 8 | 7 | 21.29 | 21.13 | 21.06 | 1 |
| | 15 | 0 | 21.23 | 21.10 | 21.03 | 1 |
| 16QAM | 1 | 0 | 21.72 | 21.68 | 21.47 | 1 |
| | 1 | 7 | 21.73 | 21.77 | 21.32 | 1 |
| | 1 | 14 | 21.80 | 21.71 | 21.46 | 1 |
| | 8 | 0 | 20.81 | 20.67 | 20.56 | 2 |
| | 8 | 4 | 20.65 | 20.75 | 20.58 | 2 |
| | 8 | 7 | 20.73 | 20.78 | 20.42 | 2 |
| | 15 | 0 | 20.70 | 20.77 | 20.47 | 2 |



© 2020 PCTEST All rights reserved. Unless otherwise specified, no part of this report may be reproduced or utilized in any part, form or by any means, electronic or mechanical, including photocopying and microfilm, without permission in writing from PCTEST. If you have any questions about this international copyright or have an enquiry about obtaining additional rights to this report or assembly of contents thereof, please contact INFO@PCTEST.COM.

## Table 8-15
## LTE Band 66 (AWS) Conducted Powers – 1.4 MHz Bandwidth

| LTE Band 66 (AWS) 1.4 MHz Bandwidth | | | | | | |
|---|---|---|---|---|---|---|
| Modulation | RB Size | RB Offset | Low Channel 131979 (1710.7 MHz) | Mid Channel 132322 (1745.0 MHz) | High Channel 132665 (1779.3 MHz) | Design MPR [dB] |
| | | | Conducted Power [dBm] | | | |
| QPSK | 1 | 0 | 22.07 | 22.01 | 22.10 | 0 |
| | 1 | 2 | 22.02 | 22.86 | 22.03 | 0 |
| | 1 | 5 | 22.06 | 22.90 | 22.06 | 0 |
| | 3 | 0 | 22.08 | 22.93 | 22.07 | 0 |
| | 3 | 2 | 22.05 | 22.92 | 22.05 | 0 |
| | 3 | 3 | 22.06 | 22.94 | 22.53 | 0 |
| | 6 | 0 | 21.36 | 21.23 | 21.78 | 1 |
| 16QAM | 1 | 0 | 21.72 | 21.78 | 21.41 | 1 |
| | 1 | 2 | 21.70 | 21.72 | 21.24 | 1 |
| | 1 | 5 | 21.68 | 21.81 | 21.47 | 1 |
| | 3 | 0 | 21.67 | 21.84 | 21.56 | 1 |
| | 3 | 2 | 21.78 | 21.87 | 21.47 | 1 |
| | 3 | 3 | 21.68 | 21.75 | 21.55 | 1 |
| | 6 | 0 | 20.86 | 20.90 | 20.60 | 2 |



© 2020 PCTEST All rights reserved. Unless otherwise specified, no part of this report may be reproduced or utilized in any part, form or by any means, electronic or mechanical, including photocopying and microfilm, without permission in writing from PCTEST. If you have any questions about this international copyright or have an enquiry about obtaining additional rights to this report or assembly of contents thereof, please contact INFO@PCTEST.COM.

### 8.2.4 LTE Band 25

**Table 8-16**
**LTE Band 25 (AWS) Conducted Powers - 20 MHz Bandwidth**

| LTE Band 25 (PCS) 20 MHz Bandwidth | | | | | | |
|---|---|---|---|---|---|---|
| Modulation | RB Size | RB Offset | Low Channel 26140 (1860.0 MHz) | Mid Channel 26365 (1882.5 MHz) | High Channel 26590 (1905.0 MHz) | Design MPR [dB] |
| | | | Conducted Power [dBm] | | | |
| QPSK | 1 | 0 | 22.00 | 22.39 | **22.40** | 0 |
| | 1 | 50 | 22.06 | 22.30 | 22.23 | 0 |
| | 1 | 99 | 22.11 | 22.37 | 22.26 | 0 |
| | 50 | 0 | 21.15 | 21.29 | **21.38** | 1 |
| | 50 | 25 | 21.22 | 21.33 | 21.27 | 1 |
| | 50 | 50 | 21.29 | 21.37 | 21.37 | 1 |
| | 100 | 0 | 21.31 | 21.35 | 21.36 | 1 |
| | 15 | 0 | 22.17 | 22.34 | 22.37 | 0 |
| | 15 | 42 | 22.16 | 22.30 | 22.24 | 0 |
| | 15 | 85 | 22.31 | 22.32 | 22.19 | 0 |
| | 27 | 0 | 21.12 | 21.30 | 21.35 | 1 |
| | 27 | 37 | 21.16 | 21.30 | 21.22 | 1 |
| | 27 | 73 | 21.26 | 21.33 | 21.24 | 1 |
| 16QAM | 1 | 0 | 21.46 | 21.76 | 21.70 | 1 |
| | 1 | 50 | 21.61 | 21.96 | 21.88 | 1 |
| | 1 | 99 | 21.46 | 21.87 | 21.62 | 1 |
| | 15 | 0 | 21.42 | 21.14 | 21.68 | 1 |
| | 15 | 42 | 21.61 | 21.22 | 21.78 | 1 |
| | 15 | 85 | 21.49 | 21.35 | 21.58 | 1 |
| | 27 | 0 | 20.38 | 20.54 | 20.57 | 2 |
| | 27 | 37 | 20.55 | 20.70 | 20.75 | 2 |
| | 27 | 73 | 20.48 | 20.68 | 20.59 | 2 |



© 2020 PCTEST All rights reserved. Unless otherwise specified, no part of this report may be reproduced or utilized in any part, form or by any means, electronic or mechanical, including photocopying and microfilm, without permission in writing from PCTEST. If you have any questions about this international copyright or have an enquiry about obtaining additional rights to this report or assembly of contents thereof, please contact INFO@PCTEST.COM.

## Table 8-17
## LTE Band 25 (PCS) Conducted Powers - 15 MHz Bandwidth

| LTE Band 25 (PCS) 15 MHz Bandwidth | | | | | | |
|---|---|---|---|---|---|---|
| Modulation | RB Size | RB Offset | Low Channel 26115 (1857.5 MHz) | Mid Channel 26365 (1882.5 MHz) | High Channel 26615 (1907.5 MHz) | Design MPR [dB] |
| | | | Conducted Power [dBm] | | | |
| QPSK | 1 | 0 | 22.17 | 22.16 | 22.25 | 0 |
| | 1 | 36 | 22.35 | 22.48 | 22.49 | 0 |
| | 1 | 74 | 22.29 | 22.48 | 22.05 | 0 |
| | 36 | 0 | 21.32 | 21.35 | 21.51 | 1 |
| | 36 | 18 | 21.36 | 21.54 | 21.58 | 1 |
| | 36 | 37 | 21.38 | 21.58 | 21.47 | 1 |
| | 75 | 0 | 21.39 | 21.64 | 21.79 | 1 |
| | 15 | 0 | 22.20 | 22.29 | 22.32 | 0 |
| | 15 | 30 | 22.34 | 22.59 | 22.57 | 0 |
| | 15 | 60 | 22.23 | 22.55 | 22.23 | 0 |
| | 27 | 0 | 21.25 | 21.34 | 21.47 | 1 |
| | 27 | 24 | 21.34 | 21.59 | 21.62 | 1 |
| | 27 | 48 | 21.31 | 21.60 | 21.37 | 1 |
| 16QAM | 1 | 0 | 21.84 | 21.69 | 21.72 | 1 |
| | 1 | 36 | 21.89 | 21.99 | 22.00 | 1 |
| | 1 | 74 | 21.76 | 22.00 | 21.50 | 1 |
| | 15 | 0 | 21.59 | 21.50 | 21.66 | 1 |
| | 15 | 30 | 21.64 | 21.85 | 21.90 | 1 |
| | 15 | 60 | 21.59 | 21.88 | 21.51 | 1 |
| | 27 | 0 | 20.56 | 20.59 | 20.76 | 2 |
| | 27 | 24 | 20.69 | 20.84 | 20.85 | 2 |
| | 27 | 48 | 20.65 | 20.88 | 20.60 | 2 |



© 2020 PCTEST All rights reserved. Unless otherwise specified, no part of this report may be reproduced or utilized in any part, form or by any means, electronic or mechanical, including photocopying and microfilm, without permission in writing from PCTEST. If you have any questions about this international copyright or have an enquiry about obtaining additional rights to this report or assembly of contents thereof, please contact INFO@PCTEST.COM.

## Table 8-18
## LTE Band 25 (PCS) Conducted Powers - 10 MHz Bandwidth

| LTE Band 25 (PCS) 10 MHz Bandwidth | | | | | | |
|---|---|---|---|---|---|---|
| Modulation | RB Size | RB Offset | Low Channel 26090 (1855.0 MHz) | Mid Channel 26365 (1882.5 MHz) | High Channel 26640 (1910.0 MHz) | Design MPR [dB] |
| | | | Conducted Power [dBm] | | | |
| QPSK | 1 | 0 | 22.31 | 22.25 | 22.46 | 0 |
| | 1 | 25 | 22.38 | 22.43 | 22.25 | 0 |
| | 1 | 49 | 22.43 | 22.55 | 22.10 | 0 |
| | 25 | 0 | 21.27 | 21.42 | 21.48 | 1 |
| | 25 | 12 | 21.31 | 21.48 | 21.41 | 1 |
| | 25 | 25 | 21.30 | 21.56 | 21.31 | 1 |
| | 50 | 0 | 21.35 | 21.52 | 21.49 | 1 |
| | 15 | 0 | 21.25 | 21.33 | 21.49 | 1 |
| | 15 | 17 | 21.31 | 21.48 | 21.39 | 1 |
| | 15 | 35 | 21.32 | 21.55 | 21.16 | 1 |
| | 27 | 0 | 21.27 | 21.42 | 21.51 | 1 |
| | 27 | 12 | 21.30 | 21.48 | 21.40 | 1 |
| | 27 | 23 | 21.29 | 21.55 | 21.31 | 1 |
| 16QAM | 1 | 0 | 21.77 | 21.80 | 22.00 | 1 |
| | 1 | 25 | 21.83 | 21.97 | 21.87 | 1 |
| | 1 | 49 | 21.87 | 22.00 | 21.58 | 1 |
| | 25 | 0 | 20.63 | 20.68 | 20.82 | 2 |
| | 25 | 12 | 20.66 | 20.78 | 20.70 | 2 |
| | 25 | 25 | 20.65 | 20.92 | 20.61 | 2 |
| | 15 | 0 | 20.66 | 20.84 | 20.58 | 2 |
| | 15 | 17 | 20.59 | 20.60 | 20.74 | 2 |
| | 15 | 35 | 20.66 | 20.76 | 20.74 | 2 |
| | 27 | 0 | 20.68 | 20.83 | 20.46 | 2 |
| | 27 | 12 | 20.61 | 20.71 | 20.72 | 2 |
| | 27 | 23 | 20.63 | 20.78 | 20.68 | 2 |



© 2020 PCTEST All rights reserved. Unless otherwise specified, no part of this report may be reproduced or utilized in any part, form or by any means, electronic or mechanical, including photocopying and microfilm, without permission in writing from PCTEST. If you have any questions about this international copyright or have an enquiry about obtaining additional rights to this report or assembly of contents thereof, please contact INFO@PCTEST.COM.

## Table 8-19
## LTE Band 25 (PCS) Conducted Powers - 5 MHz Bandwidth

| LTE Band 25 (PCS) 5 MHz Bandwidth | | | | | | |
|---|---|---|---|---|---|---|
| Modulation | RB Size | RB Offset | Low Channel 26065 (1852.5 MHz) | Mid Channel 26365 (1882.5 MHz) | High Channel 26665 (1912.5 MHz) | Design MPR [dB] |
| | | | Conducted Power [dBm] | | | |
| QPSK | 1 | 0 | 22.22 | 22.28 | 22.40 | 0 |
| | 1 | 12 | 22.26 | 22.37 | 22.31 | 0 |
| | 1 | 24 | 22.32 | 22.46 | 22.28 | 0 |
| | 12 | 0 | 21.19 | 21.38 | 21.30 | 1 |
| | 12 | 6 | 21.21 | 21.41 | 21.24 | 1 |
| | 12 | 13 | 21.24 | 21.47 | 21.08 | 1 |
| | 25 | 0 | 21.23 | 21.43 | 21.25 | 1 |
| 16QAM | 1 | 0 | 21.69 | 21.95 | 21.57 | 1 |
| | 1 | 12 | 21.81 | 22.00 | 21.57 | 1 |
| | 1 | 24 | 21.74 | 22.00 | 21.54 | 1 |
| | 12 | 0 | 20.56 | 20.83 | 20.52 | 2 |
| | 12 | 6 | 20.61 | 20.67 | 20.46 | 2 |
| | 12 | 13 | 20.63 | 20.74 | 20.40 | 2 |
| | 25 | 0 | 20.52 | 20.75 | 20.42 | 2 |

## Table 8-20
## LTE Band 25 (PCS) Conducted Powers - 3 MHz Bandwidth

| LTE Band 25 (PCS) 3 MHz Bandwidth | | | | | | |
|---|---|---|---|---|---|---|
| Modulation | RB Size | RB Offset | Low Channel 26055 (1851.5 MHz) | Mid Channel 26365 (1882.5 MHz) | High Channel 26675 (1913.5 MHz) | Design MPR [dB] |
| | | | Conducted Power [dBm] | | | |
| QPSK | 1 | 0 | 22.25 | 22.25 | 22.02 | 0 |
| | 1 | 7 | 22.28 | 22.37 | 22.01 | 0 |
| | 1 | 14 | 22.26 | 22.36 | 22.08 | 0 |
| | 8 | 0 | 21.21 | 21.38 | 21.19 | 1 |
| | 8 | 4 | 21.21 | 21.39 | 21.07 | 1 |
| | 8 | 7 | 21.22 | 21.42 | 21.07 | 1 |
| | 15 | 0 | 21.20 | 21.40 | 21.07 | 1 |
| 16QAM | 1 | 0 | 21.82 | 21.92 | 21.98 | 1 |
| | 1 | 7 | 21.78 | 22.00 | 21.74 | 1 |
| | 1 | 14 | 22.00 | 22.00 | 21.78 | 1 |
| | 8 | 0 | 20.45 | 20.75 | 20.65 | 2 |
| | 8 | 4 | 20.52 | 20.70 | 20.45 | 2 |
| | 8 | 7 | 20.50 | 20.79 | 20.54 | 2 |
| | 15 | 0 | 20.49 | 20.72 | 20.51 | 2 |



© 2020 PCTEST All rights reserved. Unless otherwise specified, no part of this report may be reproduced or utilized in any part, form or by any means, electronic or mechanical, including photocopying and microfilm, without permission in writing from PCTEST. If you have any questions about this international copyright or have an enquiry about obtaining additional rights to this report or assembly of contents thereof, please contact INFO@PCTEST.COM.

## Table 8-21
## LTE Band 25 (PCS) Conducted Powers – 1.4 MHz Bandwidth

| LTE Band 25 (PCS) 1.4 MHz Bandwidth | | | | | | |
|---|---|---|---|---|---|---|
| Modulation | RB Size | RB Offset | Low Channel 26047 (1850.7 MHz) | Mid Channel 26365 (1882.5 MHz) | High Channel 26683 (1914.3 MHz) | Design MPR [dB] |
| | | | Conducted Power [dBm] | | | |
| QPSK | 1 | 0 | 22.31 | 22.36 | 22.24 | 0 |
| | 1 | 2 | 22.26 | 22.36 | 22.24 | 0 |
| | 1 | 5 | 22.30 | 22.40 | 22.27 | 0 |
| | 3 | 0 | 22.22 | 22.43 | 22.10 | 0 |
| | 3 | 2 | 22.22 | 22.45 | 22.09 | 0 |
| | 3 | 3 | 22.24 | 22.45 | 22.09 | 0 |
| | 6 | 0 | 21.20 | 21.41 | 21.04 | 1 |
| 16QAM | 1 | 0 | 21.70 | 22.00 | 21.57 | 1 |
| | 1 | 2 | 21.82 | 21.96 | 21.40 | 1 |
| | 1 | 5 | 21.73 | 22.00 | 21.58 | 1 |
| | 3 | 0 | 21.65 | 21.96 | 21.54 | 1 |
| | 3 | 2 | 21.68 | 21.94 | 21.61 | 1 |
| | 3 | 3 | 21.77 | 21.98 | 21.58 | 1 |
| | 6 | 0 | 20.60 | 20.78 | 20.41 | 2 |



© 2020 PCTEST All rights reserved. Unless otherwise specified, no part of this report may be reproduced or utilized in any part, form or by any means, electronic or mechanical, including photocopying and microfilm, without permission in writing from PCTEST. If you have any questions about this international copyright or have an enquiry about obtaining additional rights to this report or assembly of contents thereof, please contact INFO@PCTEST.COM.

## 8.2.5 LTE Band 7

**Table 8-22**
**LTE Band 7 Conducted Powers - 20 MHz Bandwidth**

| LTE Band 7 20 MHz Bandwidth | | | | | | |
|---|---|---|---|---|---|---|
| Modulation | RB Size | RB Offset | Low Channel 20850 (2510.0 MHz) | Mid Channel 21100 (2535.0 MHz) | High Channel 21350 (2560.0 MHz) | Design MPR [dB] |
| | | | Conducted Power [dBm] | | | |
| QPSK | 1 | 0 | 21.79 | 21.62 | 21.64 | 0 |
| | 1 | 50 | 21.76 | 21.50 | 21.58 | 0 |
| | 1 | 99 | 21.63 | 21.67 | **21.99** | 0 |
| | 50 | 0 | 20.80 | 20.54 | 20.73 | 1 |
| | 50 | 25 | 20.81 | 20.54 | 20.70 | 1 |
| | 50 | 50 | 20.82 | 20.58 | **20.89** | 1 |
| | 100 | 0 | 20.81 | 20.79 | 20.88 | 1 |
| | 15 | 0 | 21.78 | 21.50 | 21.50 | 0 |
| | 15 | 42 | 21.79 | 21.56 | 21.50 | 0 |
| | 15 | 85 | 21.80 | 21.69 | 21.87 | 0 |
| | 27 | 0 | 20.71 | 20.50 | 20.50 | 1 |
| | 27 | 37 | 20.79 | 20.50 | 20.50 | 1 |
| | 27 | 73 | 20.80 | 20.64 | 20.84 | 1 |
| 16QAM | 1 | 0 | 21.08 | 20.82 | 20.76 | 1 |
| | 1 | 50 | 21.11 | 20.78 | 20.64 | 1 |
| | 1 | 99 | 21.13 | 21.10 | 21.28 | 1 |
| | 15 | 0 | 20.84 | 20.54 | 20.62 | 1 |
| | 15 | 42 | 20.91 | 20.59 | 20.51 | 1 |
| | 15 | 85 | 20.90 | 20.75 | 20.97 | 1 |
| | 27 | 0 | 19.77 | 19.50 | 19.50 | 2 |
| | 27 | 37 | 19.81 | 19.58 | 20.00 | 2 |
| | 27 | 73 | 19.87 | 19.71 | 19.91 | 2 |



© 2020 PCTEST All rights reserved. Unless otherwise specified, no part of this report may be reproduced or utilized in any part, form or by any means, electronic or mechanical, including photocopying and microfilm, without permission in writing from PCTEST. If you have any questions about this international copyright or have an enquiry about obtaining additional rights to this report or assembly of contents thereof, please contact INFO@PCTEST.COM.

## Table 8-23
## LTE Band 7 Conducted Powers - 15 MHz Bandwidth

| LTE Band 7 15 MHz Bandwidth | | | | | | |
|---|---|---|---|---|---|---|
| Modulation | RB Size | RB Offset | Low Channel 20825 (2507.5 MHz) | Mid Channel 21100 (2535.0 MHz) | High Channel 21375 (2562.5 MHz) | Design MPR [dB] |
| | | | Conducted Power [dBm] | | | |
| QPSK | 1 | 0 | 21.87 | 21.50 | 21.64 | 0 |
| | 1 | 36 | 21.81 | 21.51 | 21.68 | 0 |
| | 1 | 74 | 21.92 | 21.58 | 22.04 | 0 |
| | 36 | 0 | 20.73 | 20.50 | 20.59 | 1 |
| | 36 | 18 | 20.78 | 20.52 | 20.67 | 1 |
| | 36 | 37 | 20.76 | 20.54 | 20.88 | 1 |
| | 75 | 0 | 20.91 | 20.65 | 20.88 | 1 |
| | 15 | 0 | 21.78 | 21.51 | 21.57 | 0 |
| | 15 | 30 | 21.80 | 21.55 | 21.71 | 0 |
| | 15 | 60 | 21.78 | 21.60 | 22.00 | 0 |
| | 27 | 0 | 20.77 | 20.50 | 20.59 | 1 |
| | 27 | 24 | 20.78 | 20.54 | 20.68 | 1 |
| | 27 | 48 | 20.76 | 20.54 | 20.92 | 1 |
| 16QAM | 1 | 0 | 21.08 | 21.11 | 20.80 | 1 |
| | 1 | 36 | 21.18 | 20.88 | 20.84 | 1 |
| | 1 | 74 | 21.35 | 20.97 | 21.44 | 1 |
| | 15 | 0 | 20.72 | 20.65 | 20.50 | 1 |
| | 15 | 30 | 20.84 | 20.61 | 20.55 | 1 |
| | 15 | 60 | 20.94 | 20.64 | 20.90 | 1 |
| | 27 | 0 | 19.72 | 19.53 | 19.50 | 2 |
| | 27 | 24 | 19.82 | 19.63 | 19.57 | 2 |
| | 27 | 48 | 19.84 | 19.64 | 19.81 | 2 |



© 2020 PCTEST All rights reserved. Unless otherwise specified, no part of this report may be reproduced or utilized in any part, form or by any means, electronic or mechanical, including photocopying and microfilm, without permission in writing from PCTEST. If you have any questions about this international copyright or have an enquiry about obtaining additional rights to this report or assembly of contents thereof, please contact INFO@PCTEST.COM.

## Table 8-24
## LTE Band 7 Conducted Powers – 10 MHz Bandwidth

| LTE Band 7 10 MHz Bandwidth | | | | | | |
|---|---|---|---|---|---|---|
| Modulation | RB Size | RB Offset | Low Channel 20800 (2505.0 MHz) | Mid Channel 21100 (2535.0 MHz) | High Channel 21400 (2565.0 MHz) | Design MPR [dB] |
| | | | Conducted Power [dBm] | | | |
| QPSK | 1 | 0 | 21.80 | 21.59 | 21.58 | 0 |
| | 1 | 25 | 21.65 | 21.60 | 21.82 | 0 |
| | 1 | 49 | 21.78 | 21.72 | 22.12 | 0 |
| | 25 | 0 | 20.76 | 20.53 | 20.71 | 1 |
| | 25 | 12 | 20.71 | 20.54 | 20.86 | 1 |
| | 25 | 25 | 20.82 | 20.57 | 20.98 | 1 |
| | 50 | 0 | 20.82 | 20.58 | 20.93 | 1 |
| | 15 | 0 | 20.78 | 20.51 | 20.66 | 1 |
| | 15 | 17 | 20.76 | 20.54 | 20.85 | 1 |
| | 15 | 35 | 20.81 | 20.58 | 21.01 | 1 |
| | 27 | 0 | 20.80 | 20.55 | 20.71 | 1 |
| | 27 | 12 | 20.75 | 20.53 | 20.86 | 1 |
| | 27 | 23 | 20.81 | 20.55 | 20.97 | 1 |
| 16QAM | 1 | 0 | 21.28 | 20.75 | 20.94 | 1 |
| | 1 | 25 | 21.14 | 20.68 | 21.14 | 1 |
| | 1 | 49 | 21.26 | 20.81 | 21.45 | 1 |
| | 25 | 0 | 19.82 | 19.53 | 19.64 | 2 |
| | 25 | 12 | 19.80 | 19.50 | 19.83 | 2 |
| | 25 | 25 | 19.91 | 19.61 | 19.93 | 2 |
| | 15 | 0 | 19.87 | 19.55 | 19.66 | 2 |
| | 15 | 17 | 19.77 | 19.58 | 19.83 | 2 |
| | 15 | 35 | 19.95 | 19.62 | 19.97 | 2 |
| | 27 | 0 | 19.84 | 19.52 | 19.69 | 2 |
| | 27 | 12 | 19.82 | 19.54 | 19.85 | 2 |
| | 27 | 23 | 19.90 | 19.63 | 19.93 | 2 |

## Table 8-25
## LTE Band 7 Conducted Powers – 5 MHz Bandwidth

| LTE Band 7 5 MHz Bandwidth | | | | | | |
|---|---|---|---|---|---|---|
| Modulation | RB Size | RB Offset | Low Channel 20775 (2502.5 MHz) | Mid Channel 21100 (2535.0 MHz) | High Channel 21425 (2567.5 MHz) | Design MPR [dB] |
| | | | Conducted Power [dBm] | | | |
| QPSK | 1 | 0 | 21.81 | 21.68 | 21.89 | 0 |
| | 1 | 12 | 21.77 | 21.74 | 21.95 | 0 |
| | 1 | 24 | 21.73 | 21.78 | 22.21 | 0 |
| | 12 | 0 | 20.82 | 20.60 | 20.86 | 1 |
| | 12 | 6 | 20.80 | 20.61 | 20.85 | 1 |
| | 12 | 13 | 20.77 | 20.63 | 20.96 | 1 |
| | 25 | 0 | 20.81 | 20.56 | 20.90 | 1 |
| 16QAM | 1 | 0 | 21.33 | 20.93 | 21.32 | 1 |
| | 1 | 12 | 21.30 | 20.86 | 21.36 | 1 |
| | 1 | 24 | 21.16 | 20.77 | 21.64 | 1 |
| | 12 | 0 | 19.94 | 19.61 | 19.93 | 2 |
| | 12 | 6 | 19.92 | 19.56 | 19.92 | 2 |
| | 12 | 13 | 19.84 | 19.59 | 20.03 | 2 |
| | 25 | 0 | 19.85 | 19.53 | 19.91 | 2 |



© 2020 PCTEST All rights reserved. Unless otherwise specified, no part of this report may be reproduced or utilized in any part, form or by any means, electronic or mechanical, including photocopying and microfilm, without permission in writing from PCTEST. If you have any questions about this international copyright or have an enquiry about obtaining additional rights to this report or assembly of contents thereof, please contact INFO@PCTEST.COM.

## 8.2.6 LTE Band 41

**Table 8-26**
**LTE Band 41 Conducted Powers – 20 MHz Bandwidth**

| LTE Band 41 20 MHz Bandwidth | | | | | | | | |
|---|---|---|---|---|---|---|---|---|
| Modulation | RB Size | RB Offset | Low Channel 39750 (2506.0 MHz) | Low-Mid Channel 40185 (2549.5 MHz) | Mid Channel 40620 (2593.0 MHz) | Mid-High Channel 41055 (2636.5 MHz) | High Channel 41490 (2680.0 MHz) | Design MPR [dB] |
| | | | Conducted Power [dBm] | | | | | |
| QPSK | 1 | 0 | 22.13 | 22.09 | 22.07 | 22.29 | 22.29 | 0 |
| | 1 | 50 | 22.05 | 21.95 | 22.23 | 22.32 | **22.35** | 0 |
| | 1 | 99 | 22.23 | 21.80 | 22.22 | 22.30 | 22.26 | 0 |
| | 50 | 0 | 21.03 | 21.05 | 21.16 | 21.27 | 21.28 | 1 |
| | 50 | 25 | 21.02 | 20.98 | 21.22 | 21.24 | **21.35** | 1 |
| | 50 | 50 | 21.06 | 20.94 | 21.24 | 21.25 | 21.29 | 1 |
| | 100 | 0 | 21.19 | 21.07 | 21.30 | 21.28 | 21.34 | 1 |
| | 15 | 0 | 22.03 | 22.05 | 22.16 | 22.28 | 22.27 | 0 |
| | 15 | 42 | 22.03 | 21.99 | 22.30 | 22.31 | 22.32 | 0 |
| | 15 | 85 | 22.15 | 21.93 | 22.32 | 22.29 | 22.30 | 0 |
| | 27 | 0 | 21.02 | 21.02 | 21.14 | 21.24 | 21.24 | 1 |
| | 27 | 37 | 21.03 | 20.95 | 21.27 | 21.26 | 21.28 | 1 |
| | 27 | 73 | 21.10 | 20.88 | 21.26 | 21.25 | 21.23 | 1 |
| 16QAM | 1 | 0 | 21.14 | 21.16 | 21.18 | 21.37 | 21.24 | 1 |
| | 1 | 50 | 20.96 | 20.92 | 21.28 | 21.34 | 21.28 | 1 |
| | 1 | 99 | 21.27 | 20.82 | 21.40 | 21.30 | 21.33 | 1 |
| | 15 | 0 | 21.00 | 21.02 | 21.13 | 21.19 | 21.08 | 1 |
| | 15 | 42 | 20.90 | 20.76 | 21.29 | 21.13 | 21.09 | 1 |
| | 15 | 85 | 21.15 | 20.70 | 21.39 | 21.12 | 21.19 | 1 |
| | 27 | 0 | 20.00 | 19.98 | 20.11 | 20.17 | 20.02 | 2 |
| | 27 | 37 | 19.90 | 19.75 | 20.27 | 20.09 | 20.06 | 2 |
| | 27 | 73 | 20.09 | 19.69 | 20.34 | 20.08 | 20.11 | 2 |



© 2020 PCTEST All rights reserved. Unless otherwise specified, no part of this report may be reproduced or utilized in any part, form or by any means, electronic or mechanical, including photocopying and microfilm, without permission in writing from PCTEST. If you have any questions about this international copyright or have an enquiry about obtaining additional rights to this report or assembly of contents thereof, please contact INFO@PCTEST.COM.

## Table 8-27
## LTE Band 41 Conducted Powers – 15 MHz Bandwidth

| LTE Band 41 15 MHz Bandwidth | | | | | | | | |
|---|---|---|---|---|---|---|---|---|
| Modulation | RB Size | RB Offset | Low Channel 39750 (2506.0 MHz) | Low-Mid Channel 40185 (2549.5 MHz) | Mid Channel 40620 (2593.0 MHz) | Mid-High Channel 41055 (2636.5 MHz) | High Channel 41490 (2680.0 MHz) | Design MPR [dB] |
| | | | Conducted Power [dBm] | | | | | |
| QPSK | 1 | 0 | 22.09 | 21.93 | 22.37 | 22.29 | 22.22 | 0 |
| | 1 | 36 | 22.24 | 21.88 | 22.50 | 22.35 | 22.29 | 0 |
| | 1 | 74 | 22.34 | 21.72 | 22.49 | 22.23 | 22.24 | 0 |
| | 36 | 0 | 21.09 | 20.94 | 21.28 | 21.29 | 21.21 | 1 |
| | 36 | 18 | 21.06 | 20.86 | 21.36 | 21.26 | 21.20 | 1 |
| | 36 | 37 | 21.11 | 20.72 | 21.32 | 21.21 | 21.18 | 1 |
| | 75 | 0 | 21.15 | 20.82 | 21.38 | 21.28 | 21.21 | 1 |
| | 15 | 0 | 22.11 | 21.92 | 22.26 | 22.31 | 22.13 | 0 |
| | 15 | 30 | 22.12 | 21.82 | 22.43 | 22.29 | 22.23 | 0 |
| | 15 | 60 | 22.16 | 21.67 | 22.34 | 22.17 | 22.16 | 0 |
| | 27 | 0 | 21.12 | 20.91 | 21.28 | 21.31 | 21.14 | 1 |
| | 27 | 24 | 21.09 | 20.80 | 21.40 | 21.27 | 21.20 | 1 |
| | 27 | 48 | 21.14 | 20.69 | 21.32 | 21.18 | 21.16 | 1 |
| 16QAM | 1 | 0 | 21.36 | 20.99 | 21.32 | 21.42 | 21.29 | 1 |
| | 1 | 36 | 21.24 | 20.81 | 21.49 | 21.48 | 21.48 | 1 |
| | 1 | 74 | 21.36 | 20.61 | 21.45 | 21.42 | 21.26 | 1 |
| | 15 | 0 | 21.14 | 20.93 | 21.22 | 21.21 | 21.18 | 1 |
| | 15 | 30 | 21.11 | 20.85 | 21.38 | 21.23 | 21.24 | 1 |
| | 15 | 60 | 21.19 | 20.67 | 21.27 | 21.11 | 21.20 | 1 |
| | 27 | 0 | 20.10 | 19.97 | 20.25 | 20.23 | 20.14 | 2 |
| | 27 | 24 | 20.13 | 19.85 | 20.34 | 20.21 | 20.23 | 2 |
| | 27 | 48 | 20.19 | 19.72 | 20.28 | 20.13 | 20.20 | 2 |



© 2020 PCTEST All rights reserved. Unless otherwise specified, no part of this report may be reproduced or utilized in any part, form or by any means, electronic or mechanical, including photocopying and microfilm, without permission in writing from PCTEST. If you have any questions about this international copyright or have an enquiry about obtaining additional rights to this report or assembly of contents thereof, please contact INFO@PCTEST.COM.

## Table 8-28
## LTE Band 41 Conducted Powers – 10 MHz Bandwidth

| LTE Band 41 10 MHz Bandwidth | | | | | | | | |
|---|---|---|---|---|---|---|---|---|
| Modulation | RB Size | RB Offset | Low Channel 39750 (2506.0 MHz) | Low-Mid Channel 40185 (2549.5 MHz) | Mid Channel 40620 (2593.0 MHz) | Mid-High Channel 41055 (2636.5 MHz) | High Channel 41490 (2680.0 MHz) | Design MPR [dB] |
| | | | Conducted Power [dBm] | | | | | |
| QPSK | 1 | 0 | 22.30 | 22.05 | 22.34 | 22.36 | 22.25 | 0 |
| | 1 | 25 | 22.26 | 21.87 | 22.41 | 22.28 | 22.27 | 0 |
| | 1 | 49 | 22.38 | 21.78 | 22.39 | 22.25 | 22.30 | 0 |
| | 25 | 0 | 21.03 | 20.91 | 21.28 | 21.23 | 21.16 | 1 |
| | 25 | 12 | 21.03 | 20.79 | 21.29 | 21.14 | 21.15 | 1 |
| | 25 | 25 | 21.14 | 20.75 | 21.28 | 21.13 | 21.15 | 1 |
| | 50 | 0 | 21.06 | 20.75 | 21.31 | 21.14 | 21.17 | 1 |
| | 15 | 0 | 21.04 | 20.93 | 21.26 | 21.24 | 21.16 | 1 |
| | 15 | 17 | 21.05 | 20.81 | 21.30 | 21.15 | 21.16 | 1 |
| | 15 | 35 | 21.16 | 20.73 | 21.29 | 21.13 | 21.17 | 1 |
| | 27 | 0 | 21.05 | 20.84 | 21.26 | 21.21 | 21.14 | 1 |
| | 27 | 12 | 21.05 | 20.72 | 21.28 | 21.13 | 21.14 | 1 |
| | 27 | 23 | 21.15 | 20.70 | 21.26 | 21.12 | 21.16 | 1 |
| 16QAM | 1 | 0 | 21.26 | 21.10 | 21.36 | 21.38 | 21.34 | 1 |
| | 1 | 25 | 21.18 | 21.00 | 21.45 | 21.33 | 21.39 | 1 |
| | 1 | 49 | 21.32 | 20.75 | 21.40 | 21.39 | 21.41 | 1 |
| | 25 | 0 | 20.03 | 19.90 | 20.28 | 20.25 | 20.17 | 2 |
| | 25 | 12 | 20.05 | 19.76 | 20.30 | 20.18 | 20.15 | 2 |
| | 25 | 25 | 20.12 | 19.72 | 20.27 | 20.16 | 20.17 | 2 |
| | 15 | 0 | 20.02 | 19.91 | 20.25 | 20.23 | 20.19 | 2 |
| | 15 | 17 | 20.04 | 19.77 | 20.30 | 20.18 | 20.18 | 2 |
| | 15 | 35 | 20.12 | 19.72 | 20.29 | 20.16 | 20.18 | 2 |
| | 27 | 0 | 20.03 | 19.86 | 20.28 | 20.14 | 20.17 | 2 |
| | 27 | 12 | 20.03 | 19.76 | 20.26 | 20.17 | 20.14 | 2 |
| | 27 | 23 | 20.14 | 19.72 | 20.29 | 20.15 | 20.16 | 2 |

## Table 8-29
## LTE Band 41 Conducted Powers - 5 MHz Bandwidth

| LTE Band 41 5 MHz Bandwidth | | | | | | | | |
|---|---|---|---|---|---|---|---|---|
| Modulation | RB Size | RB Offset | Low Channel 39750 (2506.0 MHz) | Low-Mid Channel 40185 (2549.5 MHz) | Mid Channel 40620 (2593.0 MHz) | Mid-High Channel 41055 (2636.5 MHz) | High Channel 41490 (2680.0 MHz) | Design MPR [dB] |
| | | | Conducted Power [dBm] | | | | | |
| QPSK | 1 | 0 | 22.14 | 21.98 | 22.45 | 22.29 | 22.31 | 0 |
| | 1 | 12 | 22.13 | 21.87 | 22.46 | 22.19 | 22.32 | 0 |
| | 1 | 24 | 22.25 | 21.85 | 22.45 | 22.19 | 22.35 | 0 |
| | 12 | 0 | 21.09 | 20.92 | 21.37 | 21.29 | 21.22 | 1 |
| | 12 | 6 | 21.08 | 20.83 | 21.39 | 21.20 | 21.23 | 1 |
| | 12 | 13 | 21.12 | 20.80 | 21.40 | 21.20 | 21.22 | 1 |
| | 25 | 0 | 21.11 | 20.82 | 21.39 | 21.21 | 21.23 | 1 |
| 16QAM | 1 | 0 | 20.98 | 20.88 | 21.34 | 21.36 | 21.18 | 1 |
| | 1 | 12 | 21.13 | 20.86 | 21.31 | 21.46 | 21.24 | 1 |
| | 1 | 24 | 21.24 | 20.92 | 21.31 | 21.33 | 21.12 | 1 |
| | 12 | 0 | 20.21 | 19.91 | 20.42 | 20.31 | 20.27 | 2 |
| | 12 | 6 | 20.25 | 19.88 | 20.40 | 20.28 | 20.25 | 2 |
| | 12 | 13 | 20.14 | 19.90 | 20.45 | 20.25 | 20.24 | 2 |
| | 25 | 0 | 20.15 | 19.87 | 20.43 | 20.27 | 20.25 | 2 |



© 2020 PCTEST All rights reserved. Unless otherwise specified, no part of this report may be reproduced or utilized in any part, form or by any means, electronic or mechanical, including photocopying and microfilm, without permission in writing from PCTEST. If you have any questions about this international copyright or have an enquiry about obtaining additional rights to this report or assembly of contents thereof, please contact INFO@PCTEST.COM.

## 8.3 WLAN Conducted Powers

**Table 8-30**
**2.4 GHz WLAN Maximum Average RF Power**

| 2.4GHz Conducted Power [dBm] | | | | |
|---|---|---|---|---|
| Freq [MHz] | Channel | IEEE Transmission Mode | | |
| | | 802.11b | 802.11g | 802.11n |
| | | Average | Average | Average |
| 2412 | 1 | 17.99 | 16.00 | 16.03 |
| 2417 | 2 | | 17.50 | 17.47 |
| 2437 | 6 | 18.03 | 17.48 | 17.40 |
| 2457 | 10 | | 17.28 | 17.30 |
| 2462 | 11 | 18.01 | 15.44 | 15.46 |

**Table 8-31**
**5 GHz WLAN Maximum Average RF Power**

| 5GHz (20MHz) Conducted Power [dBm] | | | |
|---|---|---|---|
| Freq [MHz] | Channel | IEEE Transmission Mode | |
| | | 802.11a | 802.11n |
| | | Average | Average |
| 5180 | 36 | 14.95 | 15.06 |
| 5200 | 40 | 15.05 | 15.04 |
| 5220 | 44 | 14.97 | 15.07 |
| 5240 | 48 | 14.98 | 15.13 |
| 5260 | 52 | 15.12 | 15.10 |
| 5280 | 56 | 15.13 | 15.05 |
| 5300 | 60 | 15.02 | 14.90 |
| 5320 | 64 | 14.99 | 15.13 |
| 5500 | 100 | 15.10 | 14.95 |
| 5600 | 120 | 15.12 | 15.07 |
| 5620 | 124 | 15.01 | 15.02 |
| 5720 | 144 | 15.10 | 14.94 |
| 5745 | 149 | 15.03 | 14.88 |
| 5785 | 157 | 15.06 | 15.08 |
| 5825 | 165 | 15.05 | 15.04 |

Justification for test configurations for WLAN per KDB Publication 248227 D01v02r02:

- Power measurements were performed for the transmission mode configuration with the highest maximum output power specified for production units.
- For transmission modes with the same maximum output power specification, powers were measured for the largest channel bandwidth, lowest order modulation and lowest data rate.
- For transmission modes with identical maximum specified output power, channel bandwidth, modulation and data rates, power measurements were required for all identical configurations.




© 2020 PCTEST All rights reserved. Unless otherwise specified, no part of this report may be reproduced or utilized in any part, form or by any means, electronic or mechanical, including photocopying and microfilm, without permission in writing from PCTEST. If you have any questions about this international copyright or have an enquiry about obtaining additional rights to this report or assembly of contents thereof, please contact INFO@PCTEST.COM.

- For each transmission mode configuration, powers were measured for the highest and lowest channels; and at the mid-band channel(s) when there were at least 3 channels supported. For configurations with multiple mid-band channels, due to an even number of channels, both channels were measured.

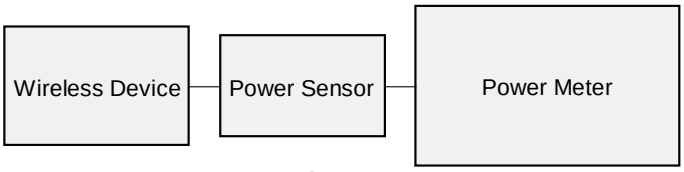


**Figure 8-2**
**Power Measurement Setup**

## 8.4 Bluetooth Conducted Powers

**Table 8-32**
**Bluetooth Average RF Power**

| Frequency [MHz] | Modulation | Data Rate [Mbps] | Channel No. | Avg Conducted Power | |
|---|---|---|---|---|---|
| | | | | [dBm] | [mW] |
| 2402 | GFSK | 1.0 | 0 | 11.92 | 15.560 |
| 2441 | GFSK | 1.0 | 39 | 12.07 | 16.106 |
| 2480 | GFSK | 1.0 | 78 | **12.20** | 16.596 |

Note: The bolded data rates and channel above were tested for SAR.
Note 2: Bluetooth was evaluated with a test mode with 100% transmission duty factor.

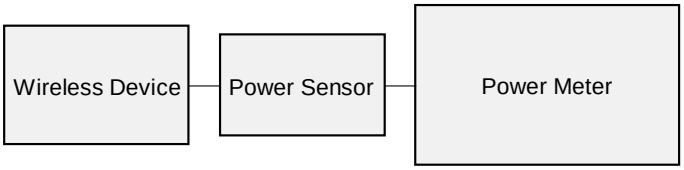


**Figure 8-3**
**Power Measurement Setup**



© 2020 PCTEST All rights reserved. Unless otherwise specified, no part of this report may be reproduced or utilized in any part, form or by any means, electronic or mechanical, including photocopying and microfilm, without permission in writing from PCTEST. If you have any questions about this international copyright or have an enquiry about obtaining additional rights to this report or assembly of contents thereof, please contact INFO@PCTEST.COM.

# 9 SYSTEM VERIFICATION

## 9.1 Tissue Verification

**Table 9-1**
**Measured Head Tissue Properties**

| Calibrated for Tests Performed on: | Tissue Type | Tissue Temp During Calibration (˚C) | Measured Frequency (MHz) | Measured Conductivity, σ (S/m) | Measured Dielectric Constant, ε | TARGET Conductivity, σ (S/m) | TARGET Dielectric Constant, ε | % dev σ | % dev ε |
|---|---|---|---|---|---|---|---|---|---|
| 6/22/2020 | 835H | 22.3 | 815 | 0.876 | 41.172 | 0.898 | 41.604 | -2.45% | -1.04% |
| | | | 820 | 0.880 | 41.107 | 0.899 | 41.578 | -2.11% | -1.13% |
| | | | 835 | 0.894 | 40.924 | 0.900 | 41.500 | -0.67% | -1.39% |
| | | | 850 | 0.908 | 40.748 | 0.916 | 41.500 | -0.87% | -1.81% |
| 6/29/2020 | 835H | 21.6 | 800 | 0.861 | 40.535 | 0.897 | 41.682 | -4.01% | -2.75% |
| | | | 820 | 0.868 | 40.483 | 0.899 | 41.578 | -3.45% | -2.63% |
| | | | 835 | 0.873 | 40.453 | 0.900 | 41.500 | -3.00% | -2.52% |
| | | | 850 | 0.878 | 40.425 | 0.916 | 41.500 | -4.15% | -2.59% |
| 7/1/2020 | 835H | 21.8 | 800 | 0.877 | 40.994 | 0.897 | 41.682 | -2.23% | -1.65% |
| | | | 820 | 0.884 | 40.923 | 0.899 | 41.578 | -1.67% | -1.58% |
| | | | 835 | 0.890 | 40.887 | 0.900 | 41.500 | -1.11% | -1.48% |
| | | | 850 | 0.895 | 40.860 | 0.916 | 41.500 | -2.29% | -1.54% |
| 7/1/2020 | 1750H | 21.1 | 1710 | 1.335 | 39.277 | 1.348 | 40.142 | -0.96% | -2.15% |
| | | | 1750 | 1.359 | 39.227 | 1.371 | 40.079 | -0.88% | -2.13% |
| | | | 1790 | 1.384 | 39.164 | 1.394 | 40.016 | -0.72% | -2.13% |
| 6/24/2020 | 1900H | 22.0 | 1850 | 1.375 | 39.162 | 1.400 | 40.000 | -1.79% | -2.10% |
| | | | 1880 | 1.407 | 39.019 | 1.400 | 40.000 | 0.50% | -2.45% |
| | | | 1910 | 1.437 | 38.895 | 1.400 | 40.000 | 2.64% | -2.76% |
| 6/26/2020 | 1900H | 21.3 | 1850 | 1.394 | 39.035 | 1.400 | 40.000 | -0.43% | -2.41% |
| | | | 1880 | 1.427 | 38.892 | 1.400 | 40.000 | 1.93% | -2.77% |
| | | | 1910 | 1.459 | 38.759 | 1.400 | 40.000 | 4.21% | -3.10% |
| 7/6/2020 | 2450H | 21.2 | 2400 | 1.756 | 38.973 | 1.756 | 39.289 | 0.00% | -0.80% |
| | | | 2450 | 1.792 | 38.906 | 1.800 | 39.200 | -0.44% | -0.75% |
| | | | 2500 | 1.836 | 38.838 | 1.855 | 39.136 | -1.02% | -0.76% |
| | | | 2550 | 1.875 | 38.737 | 1.909 | 39.073 | -1.78% | -0.86% |
| | | | 2600 | 1.917 | 38.667 | 1.964 | 39.009 | -2.39% | -0.88% |
| | | | 2650 | 1.957 | 38.553 | 2.018 | 38.945 | -3.02% | -1.01% |
| | | | 2700 | 1.997 | 38.481 | 2.073 | 38.882 | -3.67% | -1.03% |
| 7/16/2020 | 2450H | 21.6 | 2400 | 1.759 | 38.867 | 1.756 | 39.289 | 0.17% | -1.07% |
| | | | 2450 | 1.798 | 38.815 | 1.800 | 39.200 | -0.11% | -0.98% |
| | | | 2500 | 1.834 | 38.732 | 1.855 | 39.136 | -1.13% | -1.03% |
| | | | 2550 | 1.876 | 38.664 | 1.909 | 39.073 | -1.73% | -1.05% |
| | | | 2600 | 1.913 | 38.583 | 1.964 | 39.009 | -2.60% | -1.09% |
| | | | 2650 | 1.954 | 38.512 | 2.018 | 38.945 | -3.17% | -1.11% |
| | | | 2700 | 1.992 | 38.413 | 2.073 | 38.882 | -3.91% | -1.21% |
| 7/22/2020 | 2450H | 22.0 | 2400 | 1.827 | 38.770 | 1.756 | 39.289 | 4.04% | -1.32% |
| | | | 2450 | 1.877 | 38.603 | 1.800 | 39.200 | 4.28% | -1.52% |
| | | | 2500 | 1.938 | 38.416 | 1.855 | 39.136 | 4.47% | -1.84% |
| 7/26/2020 | 2450H | 21.8 | 2400 | 1.791 | 38.542 | 1.756 | 39.289 | 1.99% | -1.90% |
| | | | 2450 | 1.845 | 38.397 | 1.800 | 39.200 | 2.50% | -2.05% |
| | | | 2500 | 1.900 | 38.206 | 1.855 | 39.136 | 2.43% | -2.38% |
| 07/27/2020 | 5200H-5800H | 21.5 | 5180 | 4.487 | 35.055 | 4.635 | 36.009 | -3.19% | -2.65% |
| | | | 5200 | 4.511 | 35.030 | 4.655 | 35.986 | -3.09% | -2.66% |
| | | | 5220 | 4.530 | 35.004 | 4.676 | 35.963 | -3.12% | -2.67% |
| | | | 5240 | 4.549 | 34.944 | 4.696 | 35.940 | -3.13% | -2.77% |
| | | | 5260 | 4.571 | 34.898 | 4.717 | 35.917 | -3.10% | -2.84% |
| | | | 5280 | 4.598 | 34.859 | 4.737 | 35.894 | -2.93% | -2.88% |
| | | | 5300 | 4.616 | 34.820 | 4.758 | 35.871 | -2.98% | -2.93% |
| | | | 5320 | 4.640 | 34.801 | 4.778 | 35.849 | -2.89% | -2.92% |
| | | | 5500 | 4.843 | 34.489 | 4.963 | 35.643 | -2.42% | -3.24% |
| | | | 5520 | 4.863 | 34.460 | 4.983 | 35.620 | -2.41% | -3.26% |
| | | | 5540 | 4.882 | 34.425 | 5.004 | 35.597 | -2.44% | -3.29% |
| | | | 5560 | 4.910 | 34.366 | 5.024 | 35.574 | -2.27% | -3.40% |
| | | | 5580 | 4.936 | 34.343 | 5.045 | 35.551 | -2.16% | -3.40% |
| | | | 5600 | 4.960 | 34.335 | 5.065 | 35.529 | -2.07% | -3.36% |
| | | | 5620 | 4.972 | 34.309 | 5.086 | 35.506 | -2.24% | -3.37% |
| | | | 5640 | 4.997 | 34.250 | 5.106 | 35.483 | -2.13% | -3.47% |
| | | | 5660 | 5.022 | 34.206 | 5.127 | 35.460 | -2.05% | -3.54% |
| | | | 5680 | 5.049 | 34.185 | 5.147 | 35.437 | -1.90% | -3.53% |
| | | | 5700 | 5.069 | 34.157 | 5.168 | 35.414 | -1.92% | -3.55% |
| | | | 5745 | 5.116 | 34.041 | 5.214 | 35.363 | -1.88% | -3.74% |
| | | | 5765 | 5.155 | 33.988 | 5.234 | 35.340 | -1.51% | -3.83% |
| | | | 5785 | 5.172 | 33.982 | 5.255 | 35.317 | -1.58% | -3.78% |
| | | | 5800 | 5.188 | 33.970 | 5.270 | 35.300 | -1.56% | -3.77% |
| | | | 5805 | 5.193 | 33.952 | 5.275 | 35.294 | -1.55% | -3.80% |
| | | | 5825 | 5.206 | 33.897 | 5.296 | 35.271 | -1.70% | -3.90% |



© 2020 PCTEST All rights reserved. Unless otherwise specified, no part of this report may be reproduced or utilized in any part, form or by any means, electronic or mechanical, including photocopying and microfilm, without permission in writing from PCTEST. If you have any questions about this international copyright or have an enquiry about obtaining additional rights to this report or assembly of contents thereof, please contact INFO@PCTEST.COM.

## Table 9-2
## Measured Body Tissue Properties

| Calibrated for Tests Performed on: | Tissue Type | Tissue Temp During Calibration (˚C) | Measured Frequency (MHz) | Measured Conductivity, σ (S/m) | Measured Dielectric Constant, ε | TARGET Conductivity, σ (S/m) | TARGET Dielectric Constant, ε | % dev σ | % dev ε |
|---|---|---|---|---|---|---|---|---|---|
| 6/25/2020 | 835B | 22.5 | 800 | 0.937 | 53.250 | 0.967 | 55.453 | -3.10% | -3.97% |
| | | | 820 | 0.957 | 53.039 | 0.969 | 55.258 | -1.24% | -4.02% |
| | | | 835 | 0.971 | 52.885 | 0.970 | 55.200 | 0.10% | -4.19% |
| | | | 850 | 0.985 | 52.741 | 0.988 | 55.154 | -0.30% | -4.38% |
| 7/6/2020 | 835B | 20.2 | 815 | 0.947 | 53.321 | 0.968 | 55.278 | -2.17% | -3.54% |
| | | | 820 | 0.952 | 53.272 | 0.969 | 55.258 | -1.75% | -3.59% |
| | | | 835 | 0.966 | 53.131 | 0.970 | 55.200 | -0.41% | -3.75% |
| | | | 850 | 0.981 | 52.989 | 0.988 | 55.154 | -0.71% | -3.93% |
| 7/10/2020 | 835B | 21.1 | 815 | 0.956 | 53.859 | 0.968 | 55.278 | -1.24% | -2.57% |
| | | | 820 | 0.961 | 53.809 | 0.969 | 55.258 | -0.83% | -2.62% |
| | | | 835 | 0.977 | 53.661 | 0.970 | 55.200 | 0.72% | -2.79% |
| | | | 850 | 0.992 | 53.522 | 0.988 | 55.154 | 0.40% | -2.96% |
| 6/26/2020 | 1750B | 21.3 | 1710 | 1.440 | 51.275 | 1.463 | 53.537 | -1.57% | -4.23% |
| | | | 1750 | 1.467 | 51.256 | 1.488 | 53.432 | -1.41% | -4.07% |
| | | | 1790 | 1.495 | 51.217 | 1.514 | 53.326 | -1.25% | -3.95% |
| 7/2/2020 | 1750B | 20.8 | 1710 | 1.452 | 52.184 | 1.463 | 53.537 | -0.75% | -2.53% |
| | | | 1750 | 1.479 | 52.125 | 1.488 | 53.432 | -0.60% | -2.45% |
| | | | 1790 | 1.507 | 52.052 | 1.514 | 53.326 | -0.46% | -2.39% |
| 6/26/2020 | 1900B | 21.3 | 1850 | 1.538 | 51.144 | 1.520 | 53.300 | 1.18% | -4.05% |
| | | | 1880 | 1.560 | 51.100 | 1.520 | 53.300 | 2.63% | -4.13% |
| | | | 1910 | 1.582 | 51.067 | 1.520 | 53.300 | 4.08% | -4.19% |
| 7/2/2020 | 1900B | 20.8 | 1850 | 1.548 | 51.933 | 1.520 | 53.300 | 1.84% | -2.56% |
| | | | 1880 | 1.567 | 51.876 | 1.520 | 53.300 | 3.09% | -2.67% |
| | | | 1910 | 1.587 | 51.843 | 1.520 | 53.300 | 4.41% | -2.73% |
| 6/28/2020 | 2450B | 22.5 | 2400 | 1.947 | 51.616 | 1.902 | 52.767 | 2.37% | -2.18% |
| | | | 2450 | 2.015 | 51.449 | 1.950 | 52.700 | 3.33% | -2.37% |
| | | | 2500 | 2.086 | 51.263 | 2.021 | 52.636 | 3.22% | -2.61% |
| | | | 2550 | 2.157 | 51.089 | 2.092 | 52.573 | 3.11% | -2.82% |
| | | | 2600 | 2.232 | 50.901 | 2.163 | 52.509 | 3.19% | -3.06% |
| | | | 2650 | 2.303 | 50.715 | 2.234 | 52.445 | 3.09% | -3.30% |
| | | | 2700 | 2.377 | 50.507 | 2.305 | 52.382 | 3.12% | -3.58% |
| 7/17/2020 | 2450B | 22.4 | 2400 | 1.940 | 51.456 | 1.902 | 52.767 | 2.00% | -2.48% |
| | | | 2450 | 2.005 | 51.256 | 1.950 | 52.700 | 2.82% | -2.74% |
| | | | 2500 | 2.073 | 51.060 | 2.021 | 52.636 | 2.57% | -2.99% |
| | | | 2550 | 2.137 | 50.861 | 2.092 | 52.573 | 2.15% | -3.26% |
| | | | 2600 | 2.209 | 50.701 | 2.163 | 52.509 | 2.13% | -3.44% |
| | | | 2650 | 2.279 | 50.502 | 2.234 | 52.445 | 2.01% | -3.70% |
| | | | 2700 | 2.354 | 50.308 | 2.305 | 52.382 | 2.13% | -3.96% |
| 7/22/2020 | 2450B | 22.7 | 2400 | 1.934 | 51.657 | 1.902 | 52.767 | 1.68% | -2.10% |
| | | | 2450 | 1.999 | 51.483 | 1.950 | 52.700 | 2.51% | -2.31% |
| | | | 2500 | 2.073 | 51.289 | 2.021 | 52.636 | 2.57% | -2.56% |
| 7/27/2020 | 2450B | 22.2 | 2400 | 1.945 | 51.426 | 1.902 | 52.767 | 2.26% | -2.54% |
| | | | 2450 | 2.011 | 51.251 | 1.950 | 52.700 | 3.13% | -2.75% |
| | | | 2500 | 2.085 | 51.062 | 2.021 | 52.636 | 3.17% | -2.99% |
| 07/21/2020 | 5200B-5800B | 23.6 | 5180 | 5.342 | 47.622 | 5.276 | 49.041 | 1.25% | -2.89% |
| | | | 5200 | 5.372 | 47.596 | 5.299 | 49.014 | 1.38% | -2.89% |
| | | | 5220 | 5.400 | 47.569 | 5.323 | 48.987 | 1.45% | -2.89% |
| | | | 5240 | 5.427 | 47.541 | 5.346 | 48.960 | 1.52% | -2.90% |
| | | | 5260 | 5.452 | 47.506 | 5.369 | 48.933 | 1.55% | -2.92% |
| | | | 5280 | 5.476 | 47.479 | 5.393 | 48.906 | 1.54% | -2.92% |
| | | | 5300 | 5.505 | 47.441 | 5.416 | 48.879 | 1.64% | -2.94% |
| | | | 5320 | 5.531 | 47.405 | 5.439 | 48.851 | 1.69% | -2.96% |
| | | | 5500 | 5.755 | 47.094 | 5.650 | 48.607 | 1.86% | -3.11% |
| | | | 5520 | 5.785 | 47.054 | 5.673 | 48.580 | 1.97% | -3.14% |
| | | | 5540 | 5.811 | 47.028 | 5.696 | 48.553 | 2.02% | -3.14% |
| | | | 5560 | 5.835 | 46.981 | 5.720 | 48.526 | 2.01% | -3.18% |
| | | | 5580 | 5.864 | 46.945 | 5.743 | 48.499 | 2.11% | -3.20% |
| | | | 5600 | 5.895 | 46.920 | 5.766 | 48.471 | 2.24% | -3.20% |
| | | | 5620 | 5.921 | 46.890 | 5.790 | 48.444 | 2.26% | -3.21% |
| | | | 5640 | 5.951 | 46.851 | 5.813 | 48.417 | 2.37% | -3.23% |
| | | | 5660 | 5.974 | 46.844 | 5.837 | 48.390 | 2.35% | -3.19% |
| | | | 5680 | 6.005 | 46.807 | 5.860 | 48.363 | 2.47% | -3.22% |
| | | | 5700 | 6.036 | 46.774 | 5.883 | 48.336 | 2.60% | -3.23% |
| | | | 5745 | 6.096 | 46.740 | 5.936 | 48.275 | 2.70% | -3.18% |
| | | | 5765 | 6.121 | 46.690 | 5.959 | 48.248 | 2.72% | -3.23% |
| | | | 5785 | 6.153 | 46.665 | 5.982 | 48.220 | 2.86% | -3.22% |
| | | | 5800 | 6.172 | 46.643 | 6.000 | 48.200 | 2.87% | -3.23% |
| | | | 5805 | 6.181 | 46.637 | 6.006 | 48.193 | 2.91% | -3.23% |
| | | | 5825 | 6.208 | 46.615 | 6.029 | 48.166 | 2.97% | -3.22% |

The above measured tissue parameters were used in the DASY software. The DASY software was used to perform interpolation to determine the dielectric parameters at the SAR test device frequencies (per KDB Publication 865664 D01v01r04). The tissue parameters listed in the SAR test plots may slightly differ from the table above due to significant digit rounding in the software.



© 2020 PCTEST All rights reserved. Unless otherwise specified, no part of this report may be reproduced or utilized in any part, form or by any means, electronic or mechanical, including photocopying and microfilm, without permission in writing from PCTEST. If you have any questions about this international copyright or have an enquiry about obtaining additional rights to this report or assembly of contents thereof, please contact INFO@PCTEST.COM.

## 9.2 Test System Verification

Prior to SAR assessment, the system is verified to ±10% of the SAR measurement on the reference dipole at the time of calibration by the calibration facility. Full system validation status and result summary can be found in Appendix E.

**Table 9-3**
**System Verification Results – 1g**

| System Verification TARGET & MEASURED | | | | | | | | | | | | |
|---|---|---|---|---|---|---|---|---|---|---|---|---|
| SAR System # | Tissue Frequency (MHz) | Tissue Type | Date | Amb. Temp (°C) | Liquid Temp (°C) | Input Power (W) | Source SN | Probe SN | Measured $SAR_{1g}$ (W/kg) | 1 W Target $SAR_{1g}$ (W/kg) | 1 W Normalized $SAR_{1g}$ (W/kg) | $Deviation_{1g}$ (%) |
| AM1 | 850 | HEAD | 06/22/2020 | 23.3 | 22.0 | 0.200 | 1009 | 7427 | 1.930 | 10.000 | 9.650 | -3.50% |
| AM1 | 850 | HEAD | 06/29/2020 | 23.1 | 21.4 | 0.200 | 1009 | 7427 | 1.920 | 10.000 | 9.600 | -4.00% |
| AM1 | 850 | HEAD | 07/01/2020 | 23.5 | 21.7 | 0.200 | 1010 | 7427 | 1.930 | 9.930 | 9.650 | -2.82% |
| AM8 | 1750 | HEAD | 07/01/2020 | 23.5 | 21.1 | 0.100 | 1104 | 7532 | 3.760 | 36.400 | 37.600 | 3.30% |
| AM7 | 1900 | HEAD | 06/24/2020 | 20.9 | 21.3 | 0.100 | 5d026 | 7490 | 3.860 | 40.200 | 38.600 | -3.98% |
| AM7 | 1900 | HEAD | 06/26/2020 | 22.3 | 21.2 | 0.100 | 5d026 | 7490 | 3.850 | 40.200 | 38.500 | -4.23% |
| AM1 | 2450 | HEAD | 07/06/2020 | 22.5 | 21.2 | 0.100 | 945 | 7427 | 5.390 | 51.000 | 53.900 | 5.69% |
| AM1 | 2450 | HEAD | 07/16/2020 | 22.7 | 23.1 | 0.100 | 945 | 7427 | 5.450 | 51.000 | 54.500 | 6.86% |
| AM7 | 2450 | HEAD | 07/22/2020 | 21.9 | 20.3 | 0.100 | 921 | 7490 | 5.170 | 53.100 | 51.700 | -2.64% |
| AM7 | 2450 | HEAD | 07/26/2020 | 21.1 | 21.4 | 0.100 | 945 | 7490 | 5.030 | 51.000 | 50.300 | -1.37% |
| AM1 | 2600 | HEAD | 07/06/2020 | 22.5 | 21.2 | 0.100 | 1009 | 7427 | 5.930 | 55.800 | 59.300 | 6.27% |
| AM1 | 2600 | HEAD | 07/16/2020 | 22.7 | 23.1 | 0.100 | 1009 | 7427 | 5.940 | 55.800 | 59.400 | 6.45% |
| AM1 | 5250 | HEAD | 07/27/2020 | 22.9 | 21.3 | 0.050 | 1163 | 7427 | 3.810 | 80.600 | 76.200 | -5.46% |
| AM1 | 5600 | HEAD | 07/27/2020 | 22.9 | 21.3 | 0.050 | 1163 | 7427 | 3.950 | 83.800 | 79.000 | -5.73% |
| AM1 | 5750 | HEAD | 07/27/2020 | 22.9 | 21.3 | 0.050 | 1163 | 7427 | 3.790 | 81.100 | 75.800 | -6.54% |



© 2020 PCTEST All rights reserved. Unless otherwise specified, no part of this report may be reproduced or utilized in any part, form or by any means, electronic or mechanical, including photocopying and microfilm, without permission in writing from PCTEST. If you have any questions about this international copyright or have an enquiry about obtaining additional rights to this report or assembly of contents thereof, please contact INFO@PCTEST.COM.

## Table 9-4
## System Verification Results – 10g

| System Verification<br>TARGET & MEASURED | | | | | | | | | | | | |
|---|---|---|---|---|---|---|---|---|---|---|---|---|
| SAR System # | Tissue Frequency (MHz) | Tissue Type | Date | Amb. Temp (°C) | Liquid Temp (°C) | Input Power (W) | Source SN | Probe SN | Measured $SAR_{10g}$ (W/kg) | 1 W Target $SAR_{10g}$ (W/kg) | 1 W Normalized $SAR_{10g}$ (W/kg) | $Deviation_{10g}$ (%) |
| AM4 | 850 | BODY | 06/25/2020 | 21.6 | 21.3 | 0.200 | 1010 | 7421 | 1.410 | 6.680 | 7.050 | 5.54% |
| AM4 | 850 | BODY | 07/06/2020 | 21.1 | 20.9 | 0.200 | 1010 | 7421 | 1.440 | 6.680 | 7.200 | 7.78% |
| AM4 | 850 | BODY | 07/10/2020 | 19.9 | 20.8 | 0.200 | 1010 | 7421 | 1.420 | 6.680 | 7.100 | 6.29% |
| AM6 | 1750 | BODY | 06/26/2020 | 23.8 | 20.5 | 0.100 | 1083 | 3837 | 2.080 | 19.700 | 20.800 | 5.58% |
| AM6 | 1750 | BODY | 07/02/2020 | 21.4 | 20.3 | 0.100 | 1092 | 3837 | 2.000 | 19.400 | 20.000 | 3.09% |
| AM6 | 1900 | BODY | 06/26/2020 | 23.8 | 20.5 | 0.100 | 5d030 | 3837 | 2.170 | 21.100 | 21.700 | 2.84% |
| AM6 | 1900 | BODY | 07/02/2020 | 21.4 | 20.3 | 0.100 | 5d181 | 3837 | 2.190 | 20.900 | 21.900 | 4.78% |
| AM5 | 2450 | BODY | 06/28/2020 | 21.1 | 21.0 | 0.100 | 921 | 7491 | 2.330 | 23.800 | 23.300 | -2.10% |
| AM5 | 2450 | BODY | 07/17/2020 | 22.7 | 20.4 | 0.100 | 945 | 7416 | 2.380 | 23.200 | 23.800 | 2.59% |
| AM3 | 2450 | BODY | 07/22/2020 | 23.1 | 22.8 | 0.100 | 750 | 3949 | 2.530 | 24.100 | 25.300 | 4.98% |
| AM3 | 2450 | BODY | 07/27/2020 | 23.3 | 22.9 | 0.100 | 750 | 3949 | 2.250 | 24.100 | 22.500 | -6.64% |
| AM5 | 2600 | BODY | 06/28/2020 | 21.1 | 21.0 | 0.100 | 1069 | 7491 | 2.370 | 24.800 | 23.700 | -4.44% |
| AM5 | 2600 | BODY | 07/17/2020 | 22.7 | 20.4 | 0.100 | 1009 | 7416 | 2.410 | 25.000 | 24.100 | -3.60% |
| AM1 | 5250 | BODY | 07/21/2020 | 23.5 | 21.6 | 0.050 | 1123 | 7427 | 0.955 | 20.600 | 19.100 | -7.28% |
| AM1 | 5600 | BODY | 07/21/2020 | 23.5 | 21.6 | 0.050 | 1123 | 7427 | 1.120 | 21.700 | 22.400 | 3.23% |
| AM1 | 5750 | BODY | 07/21/2020 | 23.5 | 21.6 | 0.050 | 1123 | 7427 | 0.979 | 20.800 | 19.580 | -5.87% |

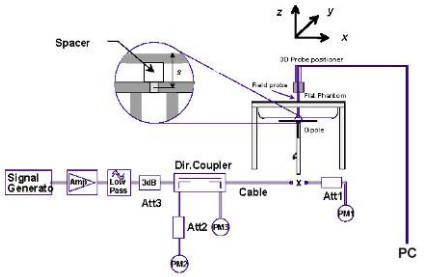


**Figure 9-1**
**System Verification Setup Diagram**

**Figure 9-2**
**System Verification Setup Photo**




© 2020 PCTEST

REV 21.4 M
09/11/2019

© 2020 PCTEST All rights reserved. Unless otherwise specified, no part of this report may be reproduced or utilized in any part, form or by any means, electronic or mechanical, including photocopying and microfilm, without permission in writing from PCTEST. If you have any questions about this international copyright or have an enquiry about obtaining additional rights to this report or assembly of contents thereof, please contact INFO@PCTEST.COM.

# 10 SAR DATA SUMMARY

## 10.1 Standalone Head SAR Data

**Table 10-1**
**UMTS 850 Head SAR**

| MEASUREMENT RESULTS | | | | | | | | | | | | | | | | |
|---|---|---|---|---|---|---|---|---|---|---|---|---|---|---|---|---|
| FREQUENCY | | Mode | Service | Maximum Allowed Power [dBm] | Conducted Power [dBm] | Power Drift [dB] | Spacing | Housing Type | Wristband Type | Device Serial Number | Duty Cycle | Side | SAR (1g) | Scaling Factor | Reported SAR (1g) | Plot # |
| MHz | Ch. | | | | | | | | | | | | (W/kg) | | (W/kg) | |
| 836.60 | 4183 | UMTS 850 | RMC | 25.0 | 23.90 | 0.16 | 10 mm | Aluminum | Sport | GY6CQ01MQ604 | 1:1 | front | 0.000 | 1.288 | 0.000 | |
| 836.60 | 4183 | UMTS 850 | RMC | 25.0 | 23.90 | 0.00 | 10 mm | Aluminum | Metal Links | GY6CR01JQ604 | 1:1 | front | 0.000 | 1.288 | 0.000 | |
| 836.60 | 4183 | UMTS 850 | RMC | 25.0 | 23.90 | 0.19 | 10 mm | Aluminum | Metal Loop | GY6CQ01MQ604 | 1:1 | front | 0.000 | 1.288 | 0.000 | |
| 836.60 | 4183 | UMTS 850 | RMC | 25.0 | 23.90 | -0.16 | 10 mm | Stainless Steel | Sport | GY6CR01CQ60H | 1:1 | front | 0.001 | 1.288 | 0.001 | A1 |
| 836.60 | 4183 | UMTS 850 | RMC | 25.0 | 23.90 | -0.12 | 10 mm | Stainless Steel | Metal Links | GY6CR013Q60H | 1:1 | front | 0.000 | 1.288 | 0.000 | |
| 836.60 | 4183 | UMTS 850 | RMC | 25.0 | 23.90 | -0.02 | 10 mm | Stainless Steel | Metal Loop | GY6CR01MQ60H | 1:1 | front | 0.001 | 1.288 | 0.001 | |
| 836.60 | 4183 | UMTS 850 | RMC | 25.0 | 23.90 | 0.17 | 10 mm | Titanium | Sport | GY6CR01PQ60V | 1:1 | front | 0.000 | 1.288 | 0.000 | |
| 836.60 | 4183 | UMTS 850 | RMC | 25.0 | 23.90 | 0.11 | 10 mm | Titanium | Metal Links | GY6CR00SQ60V | 1:1 | front | 0.000 | 1.288 | 0.000 | |
| 836.60 | 4183 | UMTS 850 | RMC | 25.0 | 23.90 | 0.14 | 10 mm | Titanium | Metal Loop | GY6CR018Q60V | 1:1 | front | 0.000 | 1.288 | 0.000 | |
| ANSI / IEEE C95.1 1992 - SAFETY LIMIT<br>Spatial Peak<br>Uncontrolled Exposure/General Population | | | | | | | Head<br>1.6 W/kg (mW/g)<br>averaged over 1 gram | | | | | | | | | |

**Table 10-2**
**UMTS 1750 Head SAR**

| MEASUREMENT RESULTS | | | | | | | | | | | | | | | | |
|---|---|---|---|---|---|---|---|---|---|---|---|---|---|---|---|---|
| FREQUENCY | | Mode | Service | Maximum Allowed Power [dBm] | Conducted Power [dBm] | Power Drift [dB] | Spacing | Housing Type | Wristband Type | Device Serial Number | Duty Cycle | Side | SAR (1g) | Scaling Factor | Reported SAR (1g) | Plot # |
| MHz | Ch. | | | | | | | | | | | | (W/kg) | | (W/kg) | |
| 1732.40 | 1412 | UMTS 1750 | RMC | 24.0 | 22.98 | 0.01 | 10 mm | Aluminum | Sport | GY6CQ01MQ604 | 1:1 | front | 0.141 | 1.265 | 0.178 | |
| 1732.40 | 1412 | UMTS 1750 | RMC | 24.0 | 22.98 | 0.03 | 10 mm | Aluminum | Metal Links | GY6CR01JQ604 | 1:1 | front | 0.248 | 1.265 | 0.314 | A2 |
| 1732.40 | 1412 | UMTS 1750 | RMC | 24.0 | 22.98 | -0.03 | 10 mm | Aluminum | Metal Loop | GY6CQ02BQ604 | 1:1 | front | 0.178 | 1.265 | 0.225 | |
| 1732.40 | 1412 | UMTS 1750 | RMC | 24.0 | 22.98 | 0.15 | 10 mm | Stainless Steel | Sport | GY6CR02NQ60H | 1:1 | front | 0.146 | 1.265 | 0.185 | |
| 1732.40 | 1412 | UMTS 1750 | RMC | 24.0 | 22.98 | 0.09 | 10 mm | Stainless Steel | Metal Links | GY6CR013Q60H | 1:1 | front | 0.206 | 1.265 | 0.261 | |
| 1732.40 | 1412 | UMTS 1750 | RMC | 24.0 | 22.98 | -0.05 | 10 mm | Stainless Steel | Metal Loop | GY6CR01MQ60H | 1:1 | front | 0.168 | 1.265 | 0.213 | |
| 1732.40 | 1412 | UMTS 1750 | RMC | 24.0 | 22.98 | 0.00 | 10 mm | Titanium | Sport | GY6CR00UQ60V | 1:1 | front | 0.157 | 1.265 | 0.199 | |
| 1732.40 | 1412 | UMTS 1750 | RMC | 24.0 | 22.98 | -0.01 | 10 mm | Titanium | Metal Links | GY6CR01PQ60V | 1:1 | front | 0.186 | 1.265 | 0.235 | |
| 1732.40 | 1412 | UMTS 1750 | RMC | 24.0 | 22.98 | 0.08 | 10 mm | Titanium | Metal Loop | GY6CR00UQ60V | 1:1 | front | 0.144 | 1.265 | 0.182 | |
| ANSI / IEEE C95.1 1992 - SAFETY LIMIT<br>Spatial Peak<br>Uncontrolled Exposure/General Population | | | | | | | Head<br>1.6 W/kg (mW/g)<br>averaged over 1 gram | | | | | | | | | |



© 2020 PCTEST All rights reserved. Unless otherwise specified, no part of this report may be reproduced or utilized in any part, form or by any means, electronic or mechanical, including photocopying and microfilm, without permission in writing from PCTEST. If you have any questions about this international copyright or have an enquiry about obtaining additional rights to this report or assembly of contents thereof, please contact INFO@PCTEST.COM.

## Table 10-3
## UMTS 1900 Head SAR

| MEASUREMENT RESULTS | | | | | | | | | | | | | | | | |
|---|---|---|---|---|---|---|---|---|---|---|---|---|---|---|---|---|
| FREQUENCY | | Mode | Service | Maximum Allowed Power [dBm] | Conducted Power [dBm] | Power Drift [dB] | Spacing | Housing Type | Wristband Type | Device Serial Number | Duty Cycle | Side | SAR (1g) | Scaling Factor | Reported SAR (1g) | Plot # |
| MHz | Ch. | | | | | | | | | | | | (W/kg) | | (W/kg) | |
| 1880.00 | 9400 | UMTS 1900 | RMC | 24.0 | 22.75 | 0.15 | 10 mm | Aluminum | Sport | GY6CR01JQ604 | 1:1 | front | 0.101 | 1.334 | 0.135 | |
| 1880.00 | 9400 | UMTS 1900 | RMC | 24.0 | 22.75 | 0.19 | 10 mm | Aluminum | Metal Links | GY6CQ01MQ604 | 1:1 | front | 0.098 | 1.334 | 0.131 | |
| 1880.00 | 9400 | UMTS 1900 | RMC | 24.0 | 22.75 | 0.12 | 10 mm | Aluminum | Metal Loop | GY6CQ01MQ604 | 1:1 | front | 0.091 | 1.334 | 0.121 | |
| 1880.00 | 9400 | UMTS 1900 | RMC | 24.0 | 22.75 | 0.12 | 10 mm | Stainless Steel | Sport | GY6CR01QQ60H | 1:1 | front | 0.079 | 1.334 | 0.105 | |
| 1880.00 | 9400 | UMTS 1900 | RMC | 24.0 | 22.75 | 0.12 | 10 mm | Stainless Steel | Metal Links | GY6CR01QQ60H | 1:1 | front | 0.110 | 1.334 | 0.147 | A3 |
| 1880.00 | 9400 | UMTS 1900 | RMC | 24.0 | 22.75 | 0.02 | 10 mm | Stainless Steel | Metal Loop | GY6CR01CQ60H | 1:1 | front | 0.089 | 1.334 | 0.119 | |
| 1880.00 | 9400 | UMTS 1900 | RMC | 24.0 | 22.75 | 0.16 | 10 mm | Titanium | Sport | GY6CR01PQ60V | 1:1 | front | 0.068 | 1.334 | 0.091 | |
| 1880.00 | 9400 | UMTS 1900 | RMC | 24.0 | 22.75 | 0.15 | 10 mm | Titanium | Metal Links | GY6CR01PQ60V | 1:1 | front | 0.067 | 1.334 | 0.089 | |
| 1880.00 | 9400 | UMTS 1900 | RMC | 24.0 | 22.75 | 0.06 | 10 mm | Titanium | Metal Loop | GY6CR003Q60V | 1:1 | front | 0.096 | 1.334 | 0.128 | |
| ANSI / IEEE C95.1 1992 - SAFETY LIMIT<br>Spatial Peak<br>Uncontrolled Exposure/General Population | | | | | | | Head<br>1.6 W/kg (mW/g)<br>averaged over 1 gram | | | | | | | | | |

## Table 10-4
## LTE Band 26 Head SAR

| MEASUREMENT RESULTS | | | | | | | | | | | | | | | | | | | | | |
|---|---|---|---|---|---|---|---|---|---|---|---|---|---|---|---|---|---|---|---|---|---|
| FREQUENCY | | | Mode | Bandwidth [MHz] | Wristband Type | Maximum Allowed Power [dBm] | Conducted Power [dBm] | Power Drift [dB] | MPR [dB] | Housing Type | Device Serial Number | Modulation | RB Size | RB Offset | Spacing | Side | Duty Cycle | SAR (1g) | Scaling Factor | Reported SAR (1g) | Plot # |
| MHz | Ch. | | | | | | | | | | | | | | | | | (W/kg) | | (W/kg) | |
| 831.50 | 26865 | Mid | LTE Band 26 (Cell) | 10 | Sport | 25.0 | 24.00 | -0.17 | 0 | Aluminum | GY6CQ01MQ604 | QPSK | 1 | 49 | 10 mm | front | 1:1 | 0.001 | 1.259 | 0.001 | |
| 819.00 | 26740 | Low | LTE Band 26 (Cell) | 10 | Sport | 24.0 | 22.90 | 0.10 | 1 | Aluminum | GY6CQ01MQ604 | QPSK | 25 | 25 | 10 mm | front | 1:1 | 0.000 | 1.288 | 0.000 | |
| 831.50 | 26865 | Mid | LTE Band 26 (Cell) | 10 | Metal Links | 25.0 | 24.00 | 0.19 | 0 | Aluminum | GY6CR01JQ604 | QPSK | 1 | 49 | 10 mm | front | 1:1 | 0.000 | 1.259 | 0.000 | |
| 819.00 | 26740 | Low | LTE Band 26 (Cell) | 10 | Metal Links | 24.0 | 22.90 | 0.18 | 1 | Aluminum | GY6CR01JQ604 | QPSK | 25 | 25 | 10 mm | front | 1:1 | 0.000 | 1.288 | 0.000 | |
| 831.50 | 26865 | Mid | LTE Band 26 (Cell) | 10 | Metal Loop | 25.0 | 24.00 | 0.13 | 0 | Aluminum | GY6CQ00XQ604 | QPSK | 1 | 49 | 10 mm | front | 1:1 | 0.000 | 1.259 | 0.000 | |
| 819.00 | 26740 | Low | LTE Band 26 (Cell) | 10 | Metal Loop | 24.0 | 22.90 | 0.18 | 1 | Aluminum | GY6CQ00XQ604 | QPSK | 25 | 25 | 10 mm | front | 1:1 | 0.000 | 1.288 | 0.000 | |
| 831.50 | 26865 | Mid | LTE Band 26 (Cell) | 10 | Sport | 25.0 | 24.00 | -0.17 | 0 | Stainless Steel | GY6CR01QQ60H | QPSK | 1 | 49 | 10 mm | front | 1:1 | 0.001 | 1.259 | 0.001 | |
| 819.00 | 26740 | Low | LTE Band 26 (Cell) | 10 | Sport | 24.0 | 22.90 | 0.19 | 1 | Stainless Steel | GY6CR01QQ60H | QPSK | 25 | 25 | 10 mm | front | 1:1 | 0.000 | 1.288 | 0.000 | |
| 831.50 | 26865 | Mid | LTE Band 26 (Cell) | 10 | Metal Links | 25.0 | 24.00 | 0.13 | 0 | Stainless Steel | GY6CR013Q60H | QPSK | 1 | 49 | 10 mm | front | 1:1 | 0.000 | 1.259 | 0.000 | |
| 819.00 | 26740 | Low | LTE Band 26 (Cell) | 10 | Metal Links | 24.0 | 22.90 | 0.19 | 1 | Stainless Steel | GY6CR01QQ60H | QPSK | 25 | 25 | 10 mm | front | 1:1 | 0.000 | 1.288 | 0.000 | |
| 831.50 | 26865 | Mid | LTE Band 26 (Cell) | 10 | Metal Loop | 25.0 | 24.00 | 0.11 | 0 | Stainless Steel | GY6CR00NQ60H | QPSK | 1 | 49 | 10 mm | front | 1:1 | 0.000 | 1.259 | 0.000 | |
| 819.00 | 26740 | Low | LTE Band 26 (Cell) | 10 | Metal Loop | 24.0 | 22.90 | -0.15 | 1 | Stainless Steel | GY6CR00NQ60H | QPSK | 25 | 25 | 10 mm | front | 1:1 | 0.000 | 1.288 | 0.000 | |
| 831.50 | 26865 | Mid | LTE Band 26 (Cell) | 10 | Sport | 25.0 | 24.00 | 0.10 | 0 | Titanium | GY6CR01PQ60V | QPSK | 1 | 49 | 10 mm | front | 1:1 | 0.001 | 1.259 | 0.001 | A4 |
| 819.00 | 26740 | Low | LTE Band 26 (Cell) | 10 | Sport | 24.0 | 22.90 | 0.10 | 1 | Titanium | GY6CR01PQ60V | QPSK | 25 | 25 | 10 mm | front | 1:1 | 0.000 | 1.288 | 0.000 | |
| 831.50 | 26865 | Mid | LTE Band 26 (Cell) | 10 | Metal Links | 25.0 | 24.00 | 0.19 | 0 | Titanium | GY6CR004Q60V | QPSK | 1 | 49 | 10 mm | front | 1:1 | 0.000 | 1.259 | 0.000 | |
| 819.00 | 26740 | Low | LTE Band 26 (Cell) | 10 | Metal Links | 24.0 | 22.90 | 0.16 | 1 | Titanium | GY6CR004Q60V | QPSK | 25 | 25 | 10 mm | front | 1:1 | 0.000 | 1.288 | 0.000 | |
| 831.50 | 26865 | Mid | LTE Band 26 (Cell) | 10 | Metal Loop | 25.0 | 24.00 | -0.10 | 0 | Titanium | GY6CR00SQ60V | QPSK | 1 | 49 | 10 mm | front | 1:1 | 0.000 | 1.259 | 0.000 | |
| 819.00 | 26740 | Low | LTE Band 26 (Cell) | 10 | Metal Loop | 24.0 | 22.90 | 0.19 | 1 | Titanium | GY6CR00SQ60V | QPSK | 25 | 25 | 10 mm | front | 1:1 | 0.000 | 1.288 | 0.000 | |
| ANSI / IEEE C95.1 1992 - SAFETY LIMIT<br>Spatial Peak<br>Uncontrolled Exposure/General Population | | | | | | | Head<br>1.6 W/kg (mW/g)<br>averaged over 1 gram | | | | | | | | | | | | | | |



© 2020 PCTEST All rights reserved. Unless otherwise specified, no part of this report may be reproduced or utilized in any part, form or by any means, electronic or mechanical, including photocopying and microfilm, without permission in writing from PCTEST. If you have any questions about this international copyright or have an enquiry about obtaining additional rights to this report or assembly of contents thereof, please contact INFO@PCTEST.COM.

## Table 10-5
## LTE Band 5 Head SAR

| MEASUREMENT RESULTS | | | | | | | | | | | | | | | | | | | | | |
|---|---|---|---|---|---|---|---|---|---|---|---|---|---|---|---|---|---|---|---|---|---|
| FREQUENCY | | | Mode | Bandwidth [MHz] | Wristband Type | Maximum Allowed Power [dBm] | Conducted Power [dBm] | Power Drift [dB] | MPR [dB] | Housing Type | Device Serial Number | Modulation | RB Size | RB Offset | Spacing | Side | Duty Cycle | SAR (1g) | Scaling Factor | Reported SAR (1g) | Plot # |
| MHz | Ch. | | | | | | | | | | | | | | | | | (W/kg) | | (W/kg) | |
| 836.50 | 20525 | Mid | LTE Band 5 (Cell) | 10 | Sport | 25.0 | 24.00 | 0.11 | 0 | Aluminum | GY6CR01JQ604 | QPSK | 1 | 25 | 10 mm | front | 1:1 | 0.001 | 1.259 | 0.001 | |
| 836.50 | 20525 | Mid | LTE Band 5 (Cell) | 10 | Sport | 24.0 | 22.94 | 0.17 | 1 | Aluminum | GY6CR01JQ604 | QPSK | 25 | 12 | 10 mm | front | 1:1 | 0.000 | 1.276 | 0.000 | |
| 836.50 | 20525 | Mid | LTE Band 5 (Cell) | 10 | Metal Links | 25.0 | 24.00 | -0.12 | 0 | Aluminum | GY6CQ02UQ604 | QPSK | 1 | 25 | 10 mm | front | 1:1 | 0.000 | 1.259 | 0.000 | |
| 836.50 | 20525 | Mid | LTE Band 5 (Cell) | 10 | Metal Links | 24.0 | 22.94 | 0.16 | 1 | Aluminum | GY6CQ02UQ604 | QPSK | 25 | 12 | 10 mm | front | 1:1 | 0.000 | 1.276 | 0.000 | |
| 836.50 | 20525 | Mid | LTE Band 5 (Cell) | 10 | Metal Loop | 25.0 | 24.00 | 0.18 | 0 | Aluminum | GY6CQ00XQ604 | QPSK | 1 | 25 | 10 mm | front | 1:1 | 0.000 | 1.259 | 0.000 | |
| 836.50 | 20525 | Mid | LTE Band 5 (Cell) | 10 | Metal Loop | 24.0 | 22.94 | 0.10 | 1 | Aluminum | GY6CQ00XQ604 | QPSK | 25 | 12 | 10 mm | front | 1:1 | 0.000 | 1.276 | 0.000 | |
| 836.50 | 20525 | Mid | LTE Band 5 (Cell) | 10 | Sport | 25.0 | 24.00 | -0.18 | 0 | Stainless Steel | GY6CR013Q60H | QPSK | 1 | 25 | 10 mm | front | 1:1 | 0.001 | 1.259 | 0.001 | A5 |
| 836.50 | 20525 | Mid | LTE Band 5 (Cell) | 10 | Sport | 24.0 | 22.94 | -0.18 | 1 | Stainless Steel | GY6CR013Q60H | QPSK | 25 | 12 | 10 mm | front | 1:1 | 0.001 | 1.276 | 0.001 | |
| 836.50 | 20525 | Mid | LTE Band 5 (Cell) | 10 | Metal Links | 25.0 | 24.00 | 0.16 | 0 | Stainless Steel | GY6CR013Q60H | QPSK | 1 | 25 | 10 mm | front | 1:1 | 0.000 | 1.259 | 0.000 | |
| 836.50 | 20525 | Mid | LTE Band 5 (Cell) | 10 | Metal Links | 24.0 | 22.94 | -0.15 | 1 | Stainless Steel | GY6CR013Q60H | QPSK | 25 | 12 | 10 mm | front | 1:1 | 0.000 | 1.276 | 0.000 | |
| 836.50 | 20525 | Mid | LTE Band 5 (Cell) | 10 | Metal Loop | 25.0 | 24.00 | -0.12 | 0 | Stainless Steel | GY6CR018Q60H | QPSK | 1 | 25 | 10 mm | front | 1:1 | 0.000 | 1.259 | 0.000 | |
| 836.50 | 20525 | Mid | LTE Band 5 (Cell) | 10 | Metal Loop | 24.0 | 22.94 | -0.14 | 1 | Stainless Steel | GY6CR018Q60H | QPSK | 25 | 12 | 10 mm | front | 1:1 | 0.000 | 1.276 | 0.000 | |
| 836.50 | 20525 | Mid | LTE Band 5 (Cell) | 10 | Sport | 25.0 | 24.00 | -0.11 | 0 | Titanium | GY6CR01PQ60V | QPSK | 1 | 25 | 10 mm | front | 1:1 | 0.001 | 1.259 | 0.001 | |
| 836.50 | 20525 | Mid | LTE Band 5 (Cell) | 10 | Sport | 24.0 | 22.94 | -0.12 | 1 | Titanium | GY6CR01PQ60V | QPSK | 25 | 12 | 10 mm | front | 1:1 | 0.000 | 1.276 | 0.000 | |
| 836.50 | 20525 | Mid | LTE Band 5 (Cell) | 10 | Metal Links | 25.0 | 24.00 | 0.15 | 0 | Titanium | GY6CR003Q60V | QPSK | 1 | 25 | 10 mm | front | 1:1 | 0.000 | 1.259 | 0.000 | |
| 836.50 | 20525 | Mid | LTE Band 5 (Cell) | 10 | Metal Links | 24.0 | 22.94 | 0.19 | 1 | Titanium | GY6CR003Q60V | QPSK | 25 | 12 | 10 mm | front | 1:1 | 0.000 | 1.276 | 0.000 | |
| 836.50 | 20525 | Mid | LTE Band 5 (Cell) | 10 | Metal Loop | 25.0 | 24.00 | 0.14 | 0 | Titanium | GY6CR00SQ60V | QPSK | 1 | 25 | 10 mm | front | 1:1 | 0.000 | 1.259 | 0.000 | |
| 836.50 | 20525 | Mid | LTE Band 5 (Cell) | 10 | Metal Loop | 24.0 | 22.94 | 0.18 | 1 | Titanium | GY6CR00SQ60V | QPSK | 25 | 12 | 10 mm | front | 1:1 | 0.000 | 1.276 | 0.000 | |
| ANSI / IEEE C95.1 1992 - SAFETY LIMIT<br>Spatial Peak<br>Uncontrolled Exposure/General Population | | | | | | | | | | Head<br>1.6 W/kg (mW/g)<br>averaged over 1 gram | | | | | | | | | | | |

## Table 10-6
## LTE Band 66 Head SAR

| MEASUREMENT RESULTS | | | | | | | | | | | | | | | | | | | | | |
|---|---|---|---|---|---|---|---|---|---|---|---|---|---|---|---|---|---|---|---|---|---|
| FREQUENCY | | | Mode | Bandwidth [MHz] | Wristband Type | Maximum Allowed Power [dBm] | Conducted Power [dBm] | Power Drift [dB] | MPR [dB] | Housing Type | Device Serial Number | Modulation | RB Size | RB Offset | Spacing | Side | Duty Cycle | SAR (1g) | Scaling Factor | Reported SAR (1g) | Plot # |
| MHz | Ch. | | | | | | | | | | | | | | | | | (W/kg) | | (W/kg) | |
| 1720.00 | 132072 | Low | LTE Band 66 (AWS) | 20 | Sport | 24.0 | 22.56 | 0.03 | 0 | Aluminum | GY6CQ02BQ604 | QPSK | 1 | 50 | 10 mm | front | 1:1 | 0.168 | 1.393 | 0.234 | A6 |
| 1720.00 | 132072 | Low | LTE Band 66 (AWS) | 20 | Sport | 23.0 | 21.63 | -0.09 | 1 | Aluminum | GY6CQ02BQ604 | QPSK | 50 | 25 | 10 mm | front | 1:1 | 0.141 | 1.371 | 0.193 | |
| 1720.00 | 132072 | Low | LTE Band 66 (AWS) | 20 | Metal Links | 24.0 | 22.56 | 0.02 | 0 | Aluminum | GY6CQ01MQ604 | QPSK | 1 | 50 | 10 mm | front | 1:1 | 0.134 | 1.393 | 0.187 | |
| 1720.00 | 132072 | Low | LTE Band 66 (AWS) | 20 | Metal Links | 23.0 | 21.63 | 0.02 | 1 | Aluminum | GY6CQ01MQ604 | QPSK | 50 | 25 | 10 mm | front | 1:1 | 0.112 | 1.371 | 0.154 | |
| 1720.00 | 132072 | Low | LTE Band 66 (AWS) | 20 | Metal Loop | 24.0 | 22.56 | 0.01 | 0 | Aluminum | GY6CR01JQ604 | QPSK | 1 | 50 | 10 mm | front | 1:1 | 0.139 | 1.393 | 0.194 | |
| 1720.00 | 132072 | Low | LTE Band 66 (AWS) | 20 | Metal Loop | 23.0 | 21.63 | 0.08 | 1 | Aluminum | GY6CR01JQ604 | QPSK | 50 | 25 | 10 mm | front | 1:1 | 0.118 | 1.371 | 0.162 | |
| 1720.00 | 132072 | Low | LTE Band 66 (AWS) | 20 | Sport | 24.0 | 22.56 | 0.02 | 0 | Stainless Steel | GY6CR01MQ60H | QPSK | 1 | 50 | 10 mm | front | 1:1 | 0.111 | 1.393 | 0.155 | |
| 1720.00 | 132072 | Low | LTE Band 66 (AWS) | 20 | Sport | 23.0 | 21.63 | 0.04 | 1 | Stainless Steel | GY6CR01MQ60H | QPSK | 50 | 25 | 10 mm | front | 1:1 | 0.092 | 1.371 | 0.126 | |
| 1720.00 | 132072 | Low | LTE Band 66 (AWS) | 20 | Metal Links | 24.0 | 22.56 | 0.01 | 0 | Stainless Steel | GY6CR013Q60H | QPSK | 1 | 50 | 10 mm | front | 1:1 | 0.097 | 1.393 | 0.135 | |
| 1720.00 | 132072 | Low | LTE Band 66 (AWS) | 20 | Metal Links | 23.0 | 21.63 | 0.03 | 1 | Stainless Steel | GY6CR013Q60H | QPSK | 50 | 25 | 10 mm | front | 1:1 | 0.082 | 1.371 | 0.112 | |
| 1720.00 | 132072 | Low | LTE Band 66 (AWS) | 20 | Metal Loop | 24.0 | 22.56 | 0.03 | 0 | Stainless Steel | GY6CR02NQ60H | QPSK | 1 | 50 | 10 mm | front | 1:1 | 0.100 | 1.393 | 0.139 | |
| 1720.00 | 132072 | Low | LTE Band 66 (AWS) | 20 | Metal Loop | 23.0 | 21.63 | 0.06 | 1 | Stainless Steel | GY6CR02NQ60H | QPSK | 50 | 25 | 10 mm | front | 1:1 | 0.086 | 1.371 | 0.118 | |
| 1720.00 | 132072 | Low | LTE Band 66 (AWS) | 20 | Sport | 24.0 | 22.56 | -0.02 | 0 | Titanium | GY6CR013Q60V | QPSK | 1 | 50 | 10 mm | front | 1:1 | 0.103 | 1.393 | 0.143 | |
| 1720.00 | 132072 | Low | LTE Band 66 (AWS) | 20 | Sport | 23.0 | 21.63 | -0.05 | 1 | Titanium | GY6CR013Q60V | QPSK | 50 | 25 | 10 mm | front | 1:1 | 0.088 | 1.371 | 0.121 | |
| 1720.00 | 132072 | Low | LTE Band 66 (AWS) | 20 | Metal Links | 24.0 | 22.56 | 0.06 | 0 | Titanium | GY6CR01PQ60V | QPSK | 1 | 50 | 10 mm | front | 1:1 | 0.110 | 1.393 | 0.153 | |
| 1720.00 | 132072 | Low | LTE Band 66 (AWS) | 20 | Metal Links | 23.0 | 21.63 | 0.02 | 1 | Titanium | GY6CR01PQ60V | QPSK | 50 | 25 | 10 mm | front | 1:1 | 0.093 | 1.371 | 0.128 | |
| 1720.00 | 132072 | Low | LTE Band 66 (AWS) | 20 | Metal Loop | 24.0 | 22.56 | -0.10 | 0 | Titanium | GY6CR003Q60V | QPSK | 1 | 50 | 10 mm | front | 1:1 | 0.116 | 1.393 | 0.162 | |
| 1720.00 | 132072 | Low | LTE Band 66 (AWS) | 20 | Metal Loop | 23.0 | 21.63 | -0.08 | 1 | Titanium | GY6CR003Q60V | QPSK | 50 | 25 | 10 mm | front | 1:1 | 0.099 | 1.371 | 0.136 | |
| ANSI / IEEE C95.1 1992 - SAFETY LIMIT<br>Spatial Peak<br>Uncontrolled Exposure/General Population | | | | | | | | | | Head<br>1.6 W/kg (mW/g)<br>averaged over 1 gram | | | | | | | | | | | |




© 2020 PCTEST All rights reserved. Unless otherwise specified, no part of this report may be reproduced or utilized in any part, form or by any means, electronic or mechanical, including photocopying and microfilm, without permission in writing from PCTEST. If you have any questions about this international copyright or have an enquiry about obtaining additional rights to this report or assembly of contents thereof, please contact INFO@PCTEST.COM.

## Table 10-7
## LTE Band 25 Head SAR

| MEASUREMENT RESULTS | | | | | | | | | | | | | | | | | | | | | |
|---|---|---|---|---|---|---|---|---|---|---|---|---|---|---|---|---|---|---|---|---|---|
| FREQUENCY | | | Mode | Bandwidth [MHz] | Wristband Type | Maximum Allowed Power [dBm] | Conducted Power [dBm] | Power Drift [dB] | MPR [dB] | Housing Type | Device Serial Number | Modulation | RB Size | RB Offset | Spacing | Side | Duty Cycle | SAR (1g) | Scaling Factor | Reported SAR (1g) | Plot # |
| MHz | Ch. | | | | | | | | | | | | | | | | | (W/kg) | | (W/kg) | |
| 1905.00 | 26590 | High | LTE Band 25 (PCS) | 20 | Sport | 24.0 | 22.40 | 0.13 | 0 | Aluminum | GY6CQ02BQ604 | QPSK | 1 | 0 | 10 mm | front | 1:1 | 0.075 | 1.445 | 0.108 | |
| 1905.00 | 26590 | High | LTE Band 25 (PCS) | 20 | Sport | 23.0 | 21.38 | 0.02 | 1 | Aluminum | GY6CQ02BQ604 | QPSK | 50 | 0 | 10 mm | front | 1:1 | 0.061 | 1.452 | 0.089 | |
| 1905.00 | 26590 | High | LTE Band 25 (PCS) | 20 | Metal Links | 24.0 | 22.40 | 0.01 | 0 | Aluminum | GY6CQ02BQ604 | QPSK | 1 | 0 | 10 mm | front | 1:1 | 0.083 | 1.445 | 0.120 | |
| 1905.00 | 26590 | High | LTE Band 25 (PCS) | 20 | Metal Links | 23.0 | 21.38 | 0.20 | 1 | Aluminum | GY6CQ02BQ604 | QPSK | 50 | 0 | 10 mm | front | 1:1 | 0.070 | 1.452 | 0.102 | |
| 1905.00 | 26590 | High | LTE Band 25 (PCS) | 20 | Metal Loop | 24.0 | 22.40 | 0.07 | 0 | Aluminum | GY6CQ00MQ604 | QPSK | 1 | 0 | 10 mm | front | 1:1 | 0.092 | 1.445 | 0.133 | A7 |
| 1905.00 | 26590 | High | LTE Band 25 (PCS) | 20 | Metal Loop | 23.0 | 21.38 | 0.13 | 1 | Aluminum | GY6CQ00MQ604 | QPSK | 50 | 0 | 10 mm | front | 1:1 | 0.074 | 1.452 | 0.107 | |
| 1905.00 | 26590 | High | LTE Band 25 (PCS) | 20 | Sport | 24.0 | 22.40 | 0.19 | 0 | Stainless Steel | GY6CR01MQ60H | QPSK | 1 | 0 | 10 mm | front | 1:1 | 0.079 | 1.445 | 0.114 | |
| 1905.00 | 26590 | High | LTE Band 25 (PCS) | 20 | Sport | 23.0 | 21.38 | -0.10 | 1 | Stainless Steel | GY6CR01MQ60H | QPSK | 50 | 0 | 10 mm | front | 1:1 | 0.064 | 1.452 | 0.093 | |
| 1905.00 | 26590 | High | LTE Band 25 (PCS) | 20 | Metal Links | 24.0 | 22.40 | 0.06 | 0 | Stainless Steel | GY6CR01CQ60H | QPSK | 1 | 0 | 10 mm | front | 1:1 | 0.072 | 1.445 | 0.104 | |
| 1905.00 | 26590 | High | LTE Band 25 (PCS) | 20 | Metal Links | 23.0 | 21.38 | 0.02 | 1 | Stainless Steel | GY6CR01CQ60H | QPSK | 50 | 0 | 10 mm | front | 1:1 | 0.059 | 1.452 | 0.086 | |
| 1905.00 | 26590 | High | LTE Band 25 (PCS) | 20 | Metal Loop | 24.0 | 22.40 | 0.07 | 0 | Stainless Steel | GY6CR00TQ60H | QPSK | 1 | 0 | 10 mm | front | 1:1 | 0.082 | 1.445 | 0.118 | |
| 1905.00 | 26590 | High | LTE Band 25 (PCS) | 20 | Metal Loop | 23.0 | 21.38 | 0.05 | 1 | Stainless Steel | GY6CR00TQ60H | QPSK | 50 | 0 | 10 mm | front | 1:1 | 0.067 | 1.452 | 0.097 | |
| 1905.00 | 26590 | High | LTE Band 25 (PCS) | 20 | Sport | 24.0 | 22.40 | -0.05 | 0 | Titanium | GY6CR00UQ60V | QPSK | 1 | 0 | 10 mm | front | 1:1 | 0.080 | 1.445 | 0.116 | |
| 1905.00 | 26590 | High | LTE Band 25 (PCS) | 20 | Sport | 23.0 | 21.38 | 0.03 | 1 | Titanium | GY6CR00UQ60V | QPSK | 50 | 0 | 10 mm | front | 1:1 | 0.064 | 1.452 | 0.093 | |
| 1905.00 | 26590 | High | LTE Band 25 (PCS) | 20 | Metal Links | 24.0 | 22.40 | 0.03 | 0 | Titanium | GY6CR00MQ60V | QPSK | 1 | 0 | 10 mm | front | 1:1 | 0.075 | 1.445 | 0.108 | |
| 1905.00 | 26590 | High | LTE Band 25 (PCS) | 20 | Metal Links | 23.0 | 21.38 | 0.01 | 1 | Titanium | GY6CR00MQ60V | QPSK | 50 | 0 | 10 mm | front | 1:1 | 0.062 | 1.452 | 0.090 | |
| 1905.00 | 26590 | High | LTE Band 25 (PCS) | 20 | Metal Loop | 24.0 | 22.40 | 0.07 | 0 | Titanium | GY6CR00UQ60V | QPSK | 1 | 0 | 10 mm | front | 1:1 | 0.089 | 1.445 | 0.129 | |
| 1905.00 | 26590 | High | LTE Band 25 (PCS) | 20 | Metal Loop | 23.0 | 21.38 | 0.08 | 1 | Titanium | GY6CR00UQ60V | QPSK | 50 | 0 | 10 mm | front | 1:1 | 0.074 | 1.452 | 0.107 | |
| ANSI / IEEE C95.1 1992 - SAFETY LIMIT<br>Spatial Peak<br>Uncontrolled Exposure/General Population | | | | | | | | | | Head<br>1.6 W/kg (mW/g)<br>averaged over 1 gram | | | | | | | | | | | |

## Table 10-8
## LTE Band 7 Head SAR

| MEASUREMENT RESULTS | | | | | | | | | | | | | | | | | | | | | |
|---|---|---|---|---|---|---|---|---|---|---|---|---|---|---|---|---|---|---|---|---|---|
| FREQUENCY | | | Mode | Bandwidth [MHz] | Wristband Type | Maximum Allowed Power [dBm] | Conducted Power [dBm] | Power Drift [dB] | MPR [dB] | Housing Type | Device Serial Number | Modulation | RB Size | RB Offset | Spacing | Side | Duty Cycle | SAR (1g) | Scaling Factor | Reported SAR (1g) | Plot # |
| MHz | Ch. | | | | | | | | | | | | | | | | | (W/kg) | | (W/kg) | |
| 2560.00 | 21350 | High | LTE Band 7 | 20 | Sport | 23.5 | 21.99 | 0.02 | 0 | Aluminum | GY6CQ01JQ604 | QPSK | 1 | 99 | 10 mm | front | 1:1 | 0.490 | 1.416 | 0.694 | |
| 2560.00 | 21350 | High | LTE Band 7 | 20 | Sport | 22.5 | 20.89 | 0.13 | 1 | Aluminum | GY6CQ024Q604 | QPSK | 50 | 50 | 10 mm | front | 1:1 | 0.351 | 1.449 | 0.509 | |
| 2560.00 | 21350 | High | LTE Band 7 | 20 | Metal Links | 23.5 | 21.99 | 0.13 | 0 | Aluminum | GY6CQ00KQ604 | QPSK | 1 | 99 | 10 mm | front | 1:1 | 0.368 | 1.416 | 0.521 | |
| 2560.00 | 21350 | High | LTE Band 7 | 20 | Metal Links | 22.5 | 20.89 | 0.09 | 1 | Aluminum | GY6CQ02BQ604 | QPSK | 50 | 50 | 10 mm | front | 1:1 | 0.236 | 1.449 | 0.342 | |
| 2560.00 | 21350 | High | LTE Band 7 | 20 | Metal Loop | 23.5 | 21.99 | 0.13 | 0 | Aluminum | GY6CQ00MQ604 | QPSK | 1 | 99 | 10 mm | front | 1:1 | 0.319 | 1.416 | 0.452 | |
| 2560.00 | 21350 | High | LTE Band 7 | 20 | Metal Loop | 22.5 | 20.89 | 0.20 | 1 | Aluminum | GY6CQ01JQ604 | QPSK | 50 | 50 | 10 mm | front | 1:1 | 0.258 | 1.449 | 0.374 | |
| 2510.00 | 20850 | Low | LTE Band 7 | 20 | Sport | 23.5 | 21.79 | 0.09 | 0 | Stainless Steel | GY6CR003Q60H | QPSK | 1 | 0 | 10 mm | front | 1:1 | 0.375 | 1.483 | 0.556 | |
| 2535.00 | 21100 | Mid | LTE Band 7 | 20 | Sport | 23.5 | 21.67 | 0.03 | 0 | Stainless Steel | GY6CR00NQ60H | QPSK | 1 | 99 | 10 mm | front | 1:1 | 0.362 | 1.524 | 0.552 | |
| 2560.00 | 21350 | High | LTE Band 7 | 20 | Sport | 23.5 | 21.99 | 0.00 | 0 | Stainless Steel | GY6CR01MQ60H | QPSK | 1 | 99 | 10 mm | front | 1:1 | 0.581 | 1.416 | **0.823** | A8 |
| 2560.00 | 21350 | High | LTE Band 7 | 20 | Sport | 22.5 | 20.89 | 0.03 | 1 | Stainless Steel | GY6CR00TQ60H | QPSK | 50 | 50 | 10 mm | front | 1:1 | 0.456 | 1.449 | 0.661 | |
| 2560.00 | 21350 | High | LTE Band 7 | 20 | Sport | 22.5 | 20.88 | 0.06 | 1 | Stainless Steel | GY6CR01CQ60H | QPSK | 100 | 0 | 10 mm | front | 1:1 | 0.453 | 1.452 | 0.658 | |
| 2560.00 | 21350 | High | LTE Band 7 | 20 | Metal Links | 23.5 | 21.99 | 0.10 | 0 | Stainless Steel | GY6CR013Q60H | QPSK | 1 | 99 | 10 mm | front | 1:1 | 0.340 | 1.416 | 0.481 | |
| 2560.00 | 21350 | High | LTE Band 7 | 20 | Metal Links | 22.5 | 20.89 | 0.02 | 1 | Stainless Steel | GY6CR02NQ60H | QPSK | 50 | 50 | 10 mm | front | 1:1 | 0.184 | 1.449 | 0.267 | |
| 2560.00 | 21350 | High | LTE Band 7 | 20 | Metal Loop | 23.5 | 21.99 | 0.14 | 0 | Stainless Steel | GY6CR01MQ60H | QPSK | 1 | 99 | 10 mm | front | 1:1 | 0.348 | 1.416 | 0.493 | |
| 2560.00 | 21350 | High | LTE Band 7 | 20 | Metal Loop | 22.5 | 20.89 | -0.11 | 1 | Stainless Steel | GY6CR00NQ60H | QPSK | 50 | 50 | 10 mm | front | 1:1 | 0.263 | 1.449 | 0.381 | |
| 2560.00 | 21350 | High | LTE Band 7 | 20 | Sport | 23.5 | 21.99 | 0.17 | 0 | Titanium | GY6CR00SQ60V | QPSK | 1 | 99 | 10 mm | front | 1:1 | 0.512 | 1.416 | 0.725 | |
| 2560.00 | 21350 | High | LTE Band 7 | 20 | Sport | 22.5 | 20.89 | 0.08 | 1 | Titanium | GY6CR004Q60V | QPSK | 50 | 50 | 10 mm | front | 1:1 | 0.354 | 1.449 | 0.513 | |
| 2560.00 | 21350 | High | LTE Band 7 | 20 | Metal Links | 23.5 | 21.99 | 0.01 | 0 | Titanium | GY6CR003Q60V | QPSK | 1 | 99 | 10 mm | front | 1:1 | 0.341 | 1.416 | 0.483 | |
| 2560.00 | 21350 | High | LTE Band 7 | 20 | Metal Links | 22.5 | 20.89 | 0.05 | 1 | Titanium | GY6CR00SQ60V | QPSK | 50 | 50 | 10 mm | front | 1:1 | 0.226 | 1.449 | 0.327 | |
| 2560.00 | 21350 | High | LTE Band 7 | 20 | Metal Loop | 23.5 | 21.99 | -0.14 | 0 | Titanium | GY6CR004Q60V | QPSK | 1 | 99 | 10 mm | front | 1:1 | 0.357 | 1.416 | 0.506 | |
| 2560.00 | 21350 | High | LTE Band 7 | 20 | Metal Loop | 22.5 | 20.89 | 0.05 | 1 | Titanium | GY6CR003Q60V | QPSK | 50 | 50 | 10 mm | front | 1:1 | 0.236 | 1.449 | 0.342 | |
| ANSI / IEEE C95.1 1992 - SAFETY LIMIT<br>Spatial Peak<br>Uncontrolled Exposure/General Population | | | | | | | | | | Head<br>1.6 W/kg (mW/g)<br>averaged over 1 gram | | | | | | | | | | | |




© 2020 PCTEST All rights reserved. Unless otherwise specified, no part of this report may be reproduced or utilized in any part, form or by any means, electronic or mechanical, including photocopying and microfilm, without permission in writing from PCTEST. If you have any questions about this international copyright or have an enquiry about obtaining additional rights to this report or assembly of contents thereof, please contact INFO@PCTEST.COM.

## Table 10-9
## LTE Band 41 Head SAR

| MEASUREMENT RESULTS | | | | | | | | | | | | | | | | | | | | | |
|---|---|---|---|---|---|---|---|---|---|---|---|---|---|---|---|---|---|---|---|---|---|
| FREQUENCY | | | Mode | Bandwidth [MHz] | Wristband Type | Maximum Allowed Power [dBm] | Conducted Power [dBm] | Power Drift [dB] | MPR [dB] | Housing Type | Device Serial Number | Modulation | RB Size | RB Offset | Spacing | Side | Duty Cycle | SAR (1g) | Scaling Factor | Reported SAR (1g) | Plot # |
| MHz | Ch. | | | | | | | | | | | | | | | | | (W/kg) | | (W/kg) | |
| 2680.00 | 41490 | High | LTE Band 41 | 20 | Sport | 23.5 | 22.35 | -0.02 | 0 | Aluminum | GY6CR01JQ604 | QPSK | 1 | 50 | 10 mm | front | 1:1.58 | 0.254 | 1.303 | 0.331 | |
| 2680.00 | 41490 | High | LTE Band 41 | 20 | Sport | 22.5 | 21.35 | 0.07 | 1 | Aluminum | GY6CR01JQ604 | QPSK | 50 | 25 | 10 mm | front | 1:1.58 | 0.227 | 1.303 | 0.296 | |
| 2680.00 | 41490 | High | LTE Band 41 | 20 | Metal Links | 23.5 | 22.35 | 0.03 | 0 | Aluminum | GY6CQ01MQ604 | QPSK | 1 | 50 | 10 mm | front | 1:1.58 | 0.196 | 1.303 | 0.255 | |
| 2680.00 | 41490 | High | LTE Band 41 | 20 | Metal Links | 22.5 | 21.35 | 0.05 | 1 | Aluminum | GY6CQ01MQ604 | QPSK | 50 | 25 | 10 mm | front | 1:1.58 | 0.174 | 1.303 | 0.227 | |
| 2680.00 | 41490 | High | LTE Band 41 | 20 | Metal Loop | 23.5 | 22.35 | 0.04 | 0 | Aluminum | GY6CQ02UQ604 | QPSK | 1 | 50 | 10 mm | front | 1:1.58 | 0.220 | 1.303 | 0.287 | |
| 2680.00 | 41490 | High | LTE Band 41 | 20 | Metal Loop | 22.5 | 21.35 | 0.02 | 1 | Aluminum | GY6CQ00XQ604 | QPSK | 50 | 25 | 10 mm | front | 1:1.58 | 0.180 | 1.303 | 0.235 | |
| 2680.00 | 41490 | High | LTE Band 41 | 20 | Sport | 23.5 | 22.35 | 0.05 | 0 | Stainless Steel | GY6CR00TQ60H | QPSK | 1 | 50 | 10 mm | front | 1:1.58 | 0.324 | 1.303 | 0.422 | |
| 2680.00 | 41490 | High | LTE Band 41 | 20 | Sport | 22.5 | 21.35 | 0.05 | 1 | Stainless Steel | GY6CR00TQ60H | QPSK | 50 | 25 | 10 mm | front | 1:1.58 | 0.255 | 1.303 | 0.332 | |
| 2680.00 | 41490 | High | LTE Band 41 | 20 | Metal Links | 23.5 | 22.35 | 0.09 | 0 | Stainless Steel | GY6CR00TQ60H | QPSK | 1 | 50 | 10 mm | front | 1:1.58 | 0.320 | 1.303 | 0.417 | |
| 2680.00 | 41490 | High | LTE Band 41 | 20 | Metal Links | 22.5 | 21.35 | 0.04 | 1 | Stainless Steel | GY6CR02NQ60H | QPSK | 50 | 25 | 10 mm | front | 1:1.58 | 0.156 | 1.303 | 0.203 | |
| 2680.00 | 41490 | High | LTE Band 41 | 20 | Metal Loop | 23.5 | 22.35 | 0.00 | 0 | Stainless Steel | GY6CR00TQ60H | QPSK | 1 | 50 | 10 mm | front | 1:1.58 | 0.357 | 1.303 | 0.465 | |
| 2680.00 | 41490 | High | LTE Band 41 | 20 | Metal Loop | 22.5 | 21.35 | 0.01 | 1 | Stainless Steel | GY6CR003Q60H | QPSK | 50 | 25 | 10 mm | front | 1:1.58 | 0.241 | 1.303 | 0.314 | |
| 2680.00 | 41490 | High | LTE Band 41 | 20 | Sport | 23.5 | 22.35 | 0.05 | 0 | Titanium | GY6CR00MQ60V | QPSK | 1 | 50 | 10 mm | front | 1:1.58 | 0.375 | 1.303 | 0.489 | A9 |
| 2680.00 | 41490 | High | LTE Band 41 | 20 | Sport | 22.5 | 21.35 | 0.16 | 1 | Titanium | GY6CR00MQ60V | QPSK | 50 | 25 | 10 mm | front | 1:1.58 | 0.289 | 1.303 | 0.377 | |
| 2680.00 | 41490 | High | LTE Band 41 | 20 | Metal Links | 23.5 | 22.35 | 0.02 | 0 | Titanium | GY6CR00SQ60V | QPSK | 1 | 50 | 10 mm | front | 1:1.58 | 0.257 | 1.303 | 0.335 | |
| 2680.00 | 41490 | High | LTE Band 41 | 20 | Metal Links | 22.5 | 21.35 | 0.10 | 1 | Titanium | GY6CR00SQ60V | QPSK | 50 | 25 | 10 mm | front | 1:1.58 | 0.199 | 1.303 | 0.259 | |
| 2680.00 | 41490 | High | LTE Band 41 | 20 | Metal Loop | 23.5 | 22.35 | 0.07 | 0 | Titanium | GY6CR004Q60V | QPSK | 1 | 50 | 10 mm | front | 1:1.58 | 0.215 | 1.303 | 0.280 | |
| 2680.00 | 41490 | High | LTE Band 41 | 20 | Metal Loop | 22.5 | 21.35 | 0.19 | 1 | Titanium | GY6CR004Q60V | QPSK | 50 | 25 | 10 mm | front | 1:1.58 | 0.176 | 1.303 | 0.229 | |
| ANSI / IEEE C95.1 1992 - SAFETY LIMIT<br>Spatial Peak<br>Uncontrolled Exposure/General Population | | | | | | | | | Head<br>1.6 W/kg (mW/g)<br>averaged over 1 gram | | | | | | | | | | | | |

## Table 10-10
## 2.4 GHz WLAN Head SAR

| MEASUREMENT RESULTS | | | | | | | | | | | | | | | | | | | | |
|---|---|---|---|---|---|---|---|---|---|---|---|---|---|---|---|---|---|---|---|---|
| FREQUENCY | | Mode | Service | Bandwidth [MHz] | Maximum Allowed Power [dBm] | Conducted Power [dBm] | Power Drift [dB] | Spacing | Housing Type | Wristband Type | Device Serial Number | Data Rate (Mbps) | Side | Duty Cycle (%) | SAR (1g) | Scaling Factor (Power) | Scaling Factor (Duty Cycle) | Reported SAR (1g) | Plot # |
| MHz | Ch. | | | | | | | | | | | | | | (W/kg) | | | (W/kg) | |
| 2437 | 6 | 802.11b | DSSS | 22 | 19.0 | 18.03 | -0.07 | 10 mm | Aluminum | Sport | GY6CR01JQ604 | 1 | front | 100.0 | 0.107 | 1.250 | 1.000 | **0.134** | A10 |
| 2437 | 6 | 802.11b | DSSS | 22 | 19.0 | 18.03 | -0.03 | 10 mm | Aluminum | Metal Links | GY6CR01JQ604 | 1 | front | 100.0 | 0.085 | 1.250 | 1.000 | 0.106 | |
| 2437 | 6 | 802.11b | DSSS | 22 | 19.0 | 18.03 | 0.03 | 10 mm | Aluminum | Metal Loop | GY6CR01JQ604 | 1 | front | 100.0 | 0.091 | 1.250 | 1.000 | 0.114 | |
| 2437 | 6 | 802.11b | DSSS | 22 | 19.0 | 18.03 | -0.04 | 10 mm | Stainless Steel | Sport | GY6CR013Q60H | 1 | front | 100.0 | 0.093 | 1.250 | 1.000 | 0.116 | |
| 2437 | 6 | 802.11b | DSSS | 22 | 19.0 | 18.03 | 0.18 | 10 mm | Stainless Steel | Metal Links | GY6CR013Q60H | 1 | front | 100.0 | 0.062 | 1.250 | 1.000 | 0.078 | |
| 2437 | 6 | 802.11b | DSSS | 22 | 19.0 | 18.03 | 0.01 | 10 mm | Stainless Steel | Metal Loop | GY6CR013Q60H | 1 | front | 100.0 | 0.073 | 1.250 | 1.000 | 0.091 | |
| 2437 | 6 | 802.11b | DSSS | 22 | 19.0 | 18.03 | 0.00 | 10 mm | Titanium | Sport | GY6CR00UQ60V | 1 | front | 100.0 | 0.097 | 1.250 | 1.000 | 0.121 | |
| 2437 | 6 | 802.11b | DSSS | 22 | 19.0 | 18.03 | -0.06 | 10 mm | Titanium | Metal Links | GY6CR00UQ60V | 1 | front | 100.0 | 0.062 | 1.250 | 1.000 | 0.078 | |
| 2437 | 6 | 802.11b | DSSS | 22 | 19.0 | 18.03 | 0.05 | 10 mm | Titanium | Metal Loop | GY6CR00UQ60V | 1 | front | 100.0 | 0.071 | 1.250 | 1.000 | 0.089 | |
| ANSI / IEEE C95.1 1992 - SAFETY LIMIT<br>Spatial Peak<br>Uncontrolled Exposure/General Population | | | | | | | | Head<br>1.6 W/kg (mW/g)<br>averaged over 1 gram | | | | | | | | | | | |



© 2020 PCTEST All rights reserved. Unless otherwise specified, no part of this report may be reproduced or utilized in any part, form or by any means, electronic or mechanical, including photocopying and microfilm, without permission in writing from PCTEST. If you have any questions about this international copyright or have an enquiry about obtaining additional rights to this report or assembly of contents thereof, please contact INFO@PCTEST.COM.

## Table 10-11
## 5 GHz WLAN Head SAR

| MEASUREMENT RESULTS | | | | | | | | | | | | | | | | | | | | |
|---|---|---|---|---|---|---|---|---|---|---|---|---|---|---|---|---|---|---|---|---|
| FREQUENCY | | Mode | Service | Bandwidth [MHz] | Maximum Allowed Power [dBm] | Conducted Power [dBm] | Power Drift [dB] | Spacing | Housing Type | Wristband Type | Device Serial Number | Data Rate (Mbps) | Side | Duty Cycle (%) | SAR (1g) | Scaling Factor (Power) | Scaling Factor (Duty Cycle) | Reported SAR (1g) | Plot # |
| MHz | Ch. | | | | | | | | | | | | | | (W/kg) | | | (W/kg) | |
| 5280 | 56 | 802.11a | OFDM | 20 | 16.0 | 15.13 | -0.13 | 10 mm | Aluminum | Sport | GY6CQ02UQ604 | 6 | front | 97.3 | 0.088 | 1.222 | 1.028 | 0.111 | |
| 5280 | 56 | 802.11a | OFDM | 20 | 16.0 | 15.13 | -0.19 | 10 mm | Aluminum | Metal Links | GY6CQ02UQ604 | 6 | front | 97.3 | 0.087 | 1.222 | 1.028 | 0.109 | |
| 5280 | 56 | 802.11a | OFDM | 20 | 16.0 | 15.13 | 0.00 | 10 mm | Aluminum | Metal Loop | GY6CQ00KQ604 | 6 | front | 97.3 | 0.086 | 1.222 | 1.028 | 0.108 | |
| 5280 | 56 | 802.11a | OFDM | 20 | 16.0 | 15.13 | -0.17 | 10 mm | Stainless Steel | Sport | GY6CR00TQ60H | 6 | front | 97.3 | 0.081 | 1.222 | 1.028 | 0.102 | |
| 5280 | 56 | 802.11a | OFDM | 20 | 16.0 | 15.13 | -0.15 | 10 mm | Stainless Steel | Metal Links | GY6CR00TQ60H | 6 | front | 97.3 | 0.079 | 1.222 | 1.028 | 0.099 | |
| 5280 | 56 | 802.11a | OFDM | 20 | 16.0 | 15.13 | -0.15 | 10 mm | Stainless Steel | Metal Loop | GY6CR01MQ60H | 6 | front | 97.3 | 0.075 | 1.222 | 1.028 | 0.094 | |
| 5280 | 56 | 802.11a | OFDM | 20 | 16.0 | 15.13 | -0.01 | 10 mm | Titanium | Sport | GY6CR018Q60V | 6 | front | 97.3 | 0.076 | 1.222 | 1.028 | 0.095 | |
| 5280 | 56 | 802.11a | OFDM | 20 | 16.0 | 15.13 | 0.10 | 10 mm | Titanium | Metal Links | GY6CR018Q60V | 6 | front | 97.3 | 0.075 | 1.222 | 1.028 | 0.094 | |
| 5280 | 56 | 802.11a | OFDM | 20 | 16.0 | 15.13 | 0.07 | 10 mm | Titanium | Metal Loop | GY6CR018Q60V | 6 | front | 97.3 | 0.086 | 1.222 | 1.028 | 0.108 | |
| 5600 | 120 | 802.11a | OFDM | 20 | 16.0 | 15.12 | -0.13 | 10 mm | Aluminum | Sport | GY6CR01JQ604 | 6 | front | 97.3 | 0.074 | 1.225 | 1.028 | 0.093 | |
| 5600 | 120 | 802.11a | OFDM | 20 | 16.0 | 15.12 | -0.17 | 10 mm | Aluminum | Metal Links | GY6CQ01MQ604 | 6 | front | 97.3 | 0.082 | 1.225 | 1.028 | 0.103 | |
| 5600 | 120 | 802.11a | OFDM | 20 | 16.0 | 15.12 | -0.21 | 10 mm | Aluminum | Metal Loop | GY6CQ01MQ604 | 6 | front | 97.3 | 0.074 | 1.225 | 1.028 | 0.093 | |
| 5600 | 120 | 802.11a | OFDM | 20 | 16.0 | 15.12 | -0.13 | 10 mm | Stainless Steel | Sport | GY6CR018Q60H | 6 | front | 97.3 | 0.074 | 1.225 | 1.028 | 0.093 | |
| 5600 | 120 | 802.11a | OFDM | 20 | 16.0 | 15.12 | -0.06 | 10 mm | Stainless Steel | Metal Links | GY6CR018Q60H | 6 | front | 97.3 | 0.089 | 1.225 | 1.028 | 0.112 | |
| 5600 | 120 | 802.11a | OFDM | 20 | 16.0 | 15.12 | -0.12 | 10 mm | Stainless Steel | Metal Loop | GY6CR01MQ60H | 6 | front | 97.3 | 0.069 | 1.225 | 1.028 | 0.087 | |
| 5600 | 120 | 802.11a | OFDM | 20 | 16.0 | 15.12 | -0.12 | 10 mm | Titanium | Sport | GY6CR01PQ60V | 6 | front | 97.3 | 0.103 | 1.225 | 1.028 | 0.130 | |
| 5600 | 120 | 802.11a | OFDM | 20 | 16.0 | 15.12 | 0.06 | 10 mm | Titanium | Metal Links | GY6CR01PQ60V | 6 | front | 97.3 | 0.109 | 1.225 | 1.028 | 0.137 | |
| 5600 | 120 | 802.11a | OFDM | 20 | 16.0 | 15.12 | 0.09 | 10 mm | Titanium | Metal Loop | GY6CR01PQ60V | 6 | front | 97.3 | 0.124 | 1.225 | 1.028 | **0.156** | A11 |
| 5785 | 157 | 802.11a | OFDM | 20 | 16.0 | 15.06 | 0.18 | 10 mm | Aluminum | Sport | GY6CR01JQ604 | 6 | front | 97.3 | 0.065 | 1.242 | 1.028 | 0.083 | |
| 5785 | 157 | 802.11a | OFDM | 20 | 16.0 | 15.06 | 0.18 | 10 mm | Aluminum | Metal Links | GY6CR01JQ604 | 6 | front | 97.3 | 0.073 | 1.242 | 1.028 | 0.093 | |
| 5785 | 157 | 802.11a | OFDM | 20 | 16.0 | 15.06 | -0.11 | 10 mm | Aluminum | Metal Loop | GY6CR01JQ604 | 6 | front | 97.3 | 0.064 | 1.242 | 1.028 | 0.082 | |
| 5785 | 157 | 802.11a | OFDM | 20 | 16.0 | 15.06 | -0.18 | 10 mm | Stainless Steel | Sport | GY6CR00TQ60H | 6 | front | 97.3 | 0.096 | 1.242 | 1.028 | 0.123 | |
| 5785 | 157 | 802.11a | OFDM | 20 | 16.0 | 15.06 | -0.14 | 10 mm | Stainless Steel | Metal Links | GY6CR00TQ60H | 6 | front | 97.3 | 0.102 | 1.242 | 1.028 | 0.130 | |
| 5785 | 157 | 802.11a | OFDM | 20 | 16.0 | 15.06 | -0.11 | 10 mm | Stainless Steel | Metal Loop | GY6CR00TQ60H | 6 | front | 97.3 | 0.104 | 1.242 | 1.028 | 0.133 | |
| 5785 | 157 | 802.11a | OFDM | 20 | 16.0 | 15.06 | 0.12 | 10 mm | Titanium | Sport | GY6CR00UQ60V | 6 | front | 97.3 | 0.101 | 1.242 | 1.028 | 0.129 | |
| 5785 | 157 | 802.11a | OFDM | 20 | 16.0 | 15.06 | 0.08 | 10 mm | Titanium | Metal Links | GY6CR00UQ60V | 6 | front | 97.3 | 0.104 | 1.242 | 1.028 | 0.133 | |
| 5785 | 157 | 802.11a | OFDM | 20 | 16.0 | 15.06 | -0.14 | 10 mm | Titanium | Metal Loop | GY6CR00UQ60V | 6 | front | 97.3 | 0.109 | 1.242 | 1.028 | 0.139 | |
| ANSI / IEEE C95.1 1992 - SAFETY LIMIT<br>Spatial Peak<br>Uncontrolled Exposure/General Population | | | | | | | | Head<br>1.6 W/kg (mW/g)<br>averaged over 1 gram | | | | | | | | | | | |

## Table 10-12
## Bluetooth Head SAR

| MEASUREMENT RESULTS | | | | | | | | | | | | | | | | | | | |
|---|---|---|---|---|---|---|---|---|---|---|---|---|---|---|---|---|---|---|---|
| FREQUENCY | | Mode | Service | Maximum Allowed Power [dBm] | Conducted Power [dBm] | Power Drift [dB] | Spacing | Housing Type | Wristband Type | Device Serial Number | Data Rate (Mbps) | Side | Duty Cycle (%) | SAR (1g) | Scaling Factor (Cond Power) | Scaling Factor (Duty Cycle) | Reported SAR (1g) | Plot # |
| MHz | Ch. | | | | | | | | | | | | | (W/kg) | | | (W/kg) | |
| 2480 | 78 | Bluetooth | FHSS | 13.0 | 12.20 | -0.03 | 10 mm | Aluminum | Sport | GY6CQ00MQ604 | 1 | front | 100 | 0.042 | 1.202 | 1.000 | 0.050 | |
| 2480 | 78 | Bluetooth | FHSS | 13.0 | 12.20 | -0.09 | 10 mm | Aluminum | Metal Links | GY6CQ00MQ604 | 1 | front | 100 | 0.026 | 1.202 | 1.000 | 0.031 | |
| 2480 | 78 | Bluetooth | FHSS | 13.0 | 12.20 | -0.13 | 10 mm | Aluminum | Metal Loop | GY6CQ00MQ604 | 1 | front | 100 | 0.032 | 1.202 | 1.000 | 0.038 | |
| 2480 | 78 | Bluetooth | FHSS | 13.0 | 12.20 | 0.00 | 10 mm | Stainless Steel | Sport | GY6CR003Q60H | 1 | front | 100 | 0.044 | 1.202 | 1.000 | **0.053** | A12 |
| 2480 | 78 | Bluetooth | FHSS | 13.0 | 12.20 | -0.04 | 10 mm | Stainless Steel | Metal Links | GY6CR003Q60H | 1 | front | 100 | 0.028 | 1.202 | 1.000 | 0.034 | |
| 2480 | 78 | Bluetooth | FHSS | 13.0 | 12.20 | 0.09 | 10 mm | Stainless Steel | Metal Loop | GY6CR003Q60H | 1 | front | 100 | 0.031 | 1.202 | 1.000 | 0.037 | |
| 2480 | 78 | Bluetooth | FHSS | 13.0 | 12.20 | 0.17 | 10 mm | Titanium | Sport | GY6CR004Q60V | 1 | front | 100 | 0.043 | 1.202 | 1.000 | 0.052 | |
| 2480 | 78 | Bluetooth | FHSS | 13.0 | 12.20 | -0.12 | 10 mm | Titanium | Metal Links | GY6CR004Q60V | 1 | front | 100 | 0.028 | 1.202 | 1.000 | 0.034 | |
| 2480 | 78 | Bluetooth | FHSS | 13.0 | 12.20 | 0.05 | 10 mm | Titanium | Metal Loop | GY6CR004Q60V | 1 | front | 100 | 0.029 | 1.202 | 1.000 | 0.035 | |
| ANSI / IEEE C95.1 1992 - SAFETY LIMIT<br>Spatial Peak<br>Uncontrolled Exposure/General Population | | | | | | | | Head<br>1.6 W/kg (mW/g)<br>averaged over 1 gram | | | | | | | | | | | |



© 2020 PCTEST All rights reserved. Unless otherwise specified, no part of this report may be reproduced or utilized in any part, form or by any means, electronic or mechanical, including photocopying and microfilm, without permission in writing from PCTEST. If you have any questions about this international copyright or have an enquiry about obtaining additional rights to this report or assembly of contents thereof, please contact INFO@PCTEST.COM.

## 10.2 Standalone Extremity SAR Data

### Table 10-13
### UMTS 850 Extremity SAR Data

| MEASUREMENT RESULTS | | | | | | | | | | | | | | | | |
|---|---|---|---|---|---|---|---|---|---|---|---|---|---|---|---|---|
| FREQUENCY | | Mode | Service | Maximum Allowed Power [dBm] | Conducted Power [dBm] | Power Drift [dB] | Spacing | Housing Type | Wristband Type | Device Serial Number | Duty Cycle | Side | SAR (10g) | Scaling Factor | Reported SAR (10g) | Plot # |
| MHz | Ch. | | | | | | | | | | | | (W/kg) | | (W/kg) | |
| 836.60 | 4183 | UMTS 850 | RMC | 25.0 | 23.90 | 0.12 | 0 mm | Aluminum | Sport | GY6CR01JQ604 | 1:1 | back | 0.065 | 1.288 | 0.084 | |
| 836.60 | 4183 | UMTS 850 | RMC | 25.0 | 23.90 | -0.01 | 0 mm | Aluminum | Metal Links | GY6CR01JQ604 | 1:1 | back | 0.125 | 1.288 | 0.161 | A13 |
| 836.60 | 4183 | UMTS 850 | RMC | 25.0 | 23.90 | 0.08 | 0 mm | Aluminum | Metal Loop | GY6CR01JQ604 | 1:1 | back | 0.111 | 1.288 | 0.143 | |
| 836.60 | 4183 | UMTS 850 | RMC | 25.0 | 23.90 | 0.15 | 0 mm | Stainless Steel | Sport | GY6CR018Q60H | 1:1 | back | 0.071 | 1.288 | 0.091 | |
| 836.60 | 4183 | UMTS 850 | RMC | 25.0 | 23.90 | -0.01 | 0 mm | Stainless Steel | Metal Links | GY6CR018Q60H | 1:1 | back | 0.121 | 1.288 | 0.156 | |
| 836.60 | 4183 | UMTS 850 | RMC | 25.0 | 23.90 | 0.14 | 0 mm | Stainless Steel | Metal Loop | GY6CR018Q60H | 1:1 | back | 0.097 | 1.288 | 0.125 | |
| 836.60 | 4183 | UMTS 850 | RMC | 25.0 | 23.90 | 0.13 | 0 mm | Titanium | Sport | GY6CR005Q610 | 1:1 | back | 0.067 | 1.288 | 0.086 | |
| 836.60 | 4183 | UMTS 850 | RMC | 25.0 | 23.90 | 0.12 | 0 mm | Titanium | Metal Links | GY6CR003Q60V | 1:1 | back | 0.118 | 1.288 | 0.152 | |
| 836.60 | 4183 | UMTS 850 | RMC | 25.0 | 23.90 | 0.14 | 0 mm | Titanium | Metal Loop | GY6CR003Q60V | 1:1 | back | 0.108 | 1.288 | 0.139 | |
| ANSI / IEEE C95.1 1992 - SAFETY LIMIT<br>Spatial Peak<br>Uncontrolled Exposure/General Population | | | | | | | Extremity<br>4.0 W/kg (mW/g)<br>averaged over 10 grams | | | | | | | | | |

### Table 10-14
### UMTS 1750 Extremity SAR Data

| MEASUREMENT RESULTS | | | | | | | | | | | | | | | | |
|---|---|---|---|---|---|---|---|---|---|---|---|---|---|---|---|---|
| FREQUENCY | | Mode | Service | Maximum Allowed Power [dBm] | Conducted Power [dBm] | Power Drift [dB] | Spacing | Housing Type | Wristband Type | Device Serial Number | Duty Cycle | Side | SAR (10g) | Scaling Factor | Reported SAR (10g) | Plot # |
| MHz | Ch. | | | | | | | | | | | | (W/kg) | | (W/kg) | |
| 1732.40 | 1412 | UMTS 1750 | RMC | 24.0 | 22.98 | 0.17 | 0 mm | Aluminum | Sport | GY6CR01JQ604 | 1:1 | back | 0.041 | 1.265 | 0.052 | |
| 1732.40 | 1412 | UMTS 1750 | RMC | 24.0 | 22.98 | -0.01 | 0 mm | Aluminum | Metal Links | GY6CQ024Q604 | 1:1 | back | 0.049 | 1.265 | 0.062 | A14 |
| 1732.40 | 1412 | UMTS 1750 | RMC | 24.0 | 22.98 | 0.12 | 0 mm | Aluminum | Metal Loop | GY6CQ02UQ604 | 1:1 | back | 0.020 | 1.265 | 0.025 | |
| 1732.40 | 1412 | UMTS 1750 | RMC | 24.0 | 22.98 | 0.13 | 0 mm | Stainless Steel | Sport | GY6CR00TQ60H | 1:1 | back | 0.037 | 1.265 | 0.047 | |
| 1732.40 | 1412 | UMTS 1750 | RMC | 24.0 | 22.98 | 0.00 | 0 mm | Stainless Steel | Metal Links | GY6CR02NQ60H | 1:1 | back | 0.033 | 1.265 | 0.042 | |
| 1732.40 | 1412 | UMTS 1750 | RMC | 24.0 | 22.98 | 0.07 | 0 mm | Stainless Steel | Metal Loop | GY6CR013Q60H | 1:1 | back | 0.026 | 1.265 | 0.033 | |
| 1732.40 | 1412 | UMTS 1750 | RMC | 24.0 | 22.98 | 0.05 | 0 mm | Titanium | Sport | GY6CR00SQ60V | 1:1 | back | 0.039 | 1.265 | 0.049 | |
| 1732.40 | 1412 | UMTS 1750 | RMC | 24.0 | 22.98 | 0.17 | 0 mm | Titanium | Metal Links | GY6CR00UQ60V | 1:1 | back | 0.048 | 1.265 | 0.061 | |
| 1732.40 | 1412 | UMTS 1750 | RMC | 24.0 | 22.98 | 0.15 | 0 mm | Titanium | Metal Loop | GY6CR01PQ60V | 1:1 | back | 0.033 | 1.265 | 0.042 | |
| ANSI / IEEE C95.1 1992 - SAFETY LIMIT<br>Spatial Peak<br>Uncontrolled Exposure/General Population | | | | | | | Extremity<br>4.0 W/kg (mW/g)<br>averaged over 10 grams | | | | | | | | | |



© 2020 PCTEST All rights reserved. Unless otherwise specified, no part of this report may be reproduced or utilized in any part, form or by any means, electronic or mechanical, including photocopying and microfilm, without permission in writing from PCTEST. If you have any questions about this international copyright or have an enquiry about obtaining additional rights to this report or assembly of contents thereof, please contact INFO@PCTEST.COM.

## Table 10-15
## UMTS 1900 Extremity SAR Data

| MEASUREMENT RESULTS | | | | | | | | | | | | | | | | |
|---|---|---|---|---|---|---|---|---|---|---|---|---|---|---|---|---|
| FREQUENCY | | Mode | Service | Maximum Allowed Power [dBm] | Conducted Power [dBm] | Power Drift [dB] | Spacing | Housing Type | Wristband Type | Device Serial Number | Duty Cycle | Side | SAR (10g) | Scaling Factor | Reported SAR (10g) | Plot # |
| MHz | Ch. | | | | | | | | | | | | (W/kg) | | (W/kg) | |
| 1880.00 | 9400 | UMTS 1900 | RMC | 24.0 | 22.75 | 0.14 | 0 mm | Aluminum | Sport | GY6CQ02UQ604 | 1:1 | back | 0.027 | 1.334 | 0.036 | |
| 1880.00 | 9400 | UMTS 1900 | RMC | 24.0 | 22.75 | -0.04 | 0 mm | Aluminum | Metal Links | GY6CQ024Q604 | 1:1 | back | 0.042 | 1.334 | 0.056 | A15 |
| 1880.00 | 9400 | UMTS 1900 | RMC | 24.0 | 22.75 | 0.16 | 0 mm | Aluminum | Metal Loop | GY6CQ02UQ604 | 1:1 | back | 0.014 | 1.334 | 0.019 | |
| 1880.00 | 9400 | UMTS 1900 | RMC | 24.0 | 22.75 | 0.05 | 0 mm | Stainless Steel | Sport | GY6CR01CQ60H | 1:1 | back | 0.027 | 1.334 | 0.036 | |
| 1880.00 | 9400 | UMTS 1900 | RMC | 24.0 | 22.75 | -0.03 | 0 mm | Stainless Steel | Metal Links | GY6CR018Q60H | 1:1 | back | 0.039 | 1.334 | 0.052 | |
| 1880.00 | 9400 | UMTS 1900 | RMC | 24.0 | 22.75 | -0.20 | 0 mm | Stainless Steel | Metal Loop | GY6CR00TQ60H | 1:1 | back | 0.007 | 1.334 | 0.009 | |
| 1880.00 | 9400 | UMTS 1900 | RMC | 24.0 | 22.75 | 0.17 | 0 mm | Titanium | Sport | GY6CR018Q60V | 1:1 | back | 0.028 | 1.334 | 0.037 | |
| 1880.00 | 9400 | UMTS 1900 | RMC | 24.0 | 22.75 | 0.01 | 0 mm | Titanium | Metal Links | GY6CR00UQ60V | 1:1 | back | 0.026 | 1.334 | 0.035 | |
| 1880.00 | 9400 | UMTS 1900 | RMC | 24.0 | 22.75 | -0.15 | 0 mm | Titanium | Metal Loop | GY6CR00UQ60V | 1:1 | back | 0.023 | 1.334 | 0.031 | |
| ANSI / IEEE C95.1 1992 - SAFETY LIMIT<br>Spatial Peak<br>Uncontrolled Exposure/General Population | | | | | | | Extremity<br>4.0 W/kg (mW/g)<br>averaged over 10 grams | | | | | | | | | |

## Table 10-16
## LTE Band 26 Extremity SAR

| MEASUREMENT RESULTS | | | | | | | | | | | | | | | | | | | | | | |
|---|---|---|---|---|---|---|---|---|---|---|---|---|---|---|---|---|---|---|---|---|---|---|
| FREQUENCY | | | Mode | Bandwidth [MHz] | Wristband Type | Maximum Allowed Power [dBm] | Conducted Power [dBm] | Power Drift [dB] | MPR [dB] | Housing Type | Device Serial Number | Modulation | RB Size | RB Offset | Spacing | Side | Duty Cycle | SAR (10g) | Scaling Factor | Reported SAR (10g) | Plot # |
| MHz | Ch. | | | | | | | | | | | | | | | | | (W/kg) | | (W/kg) | |
| 831.50 | 26865 | Mid | LTE Band 26 (Cell) | 10 | Sport | 25.0 | 24.00 | 0.05 | 0 | Aluminum | GY6CQ01JQ604 | QPSK | 1 | 49 | 0 mm | back | 1:1 | 0.068 | 1.259 | 0.086 | |
| 819.00 | 26740 | Low | LTE Band 26 (Cell) | 10 | Sport | 24.0 | 22.90 | -0.19 | 1 | Aluminum | GY6CQ01JQ604 | QPSK | 25 | 25 | 0 mm | back | 1:1 | 0.041 | 1.288 | 0.053 | |
| 831.50 | 26865 | Mid | LTE Band 26 (Cell) | 10 | Metal Links | 25.0 | 24.00 | 0.05 | 0 | Aluminum | GY6CQ01JQ604 | QPSK | 1 | 49 | 0 mm | back | 1:1 | 0.115 | 1.259 | 0.145 | |
| 819.00 | 26740 | Low | LTE Band 26 (Cell) | 10 | Metal Links | 24.0 | 22.90 | 0.04 | 1 | Aluminum | GY6CQ01JQ604 | QPSK | 25 | 25 | 0 mm | back | 1:1 | 0.075 | 1.288 | 0.097 | |
| 831.50 | 26865 | Mid | LTE Band 26 (Cell) | 10 | Metal Loop | 25.0 | 24.00 | 0.15 | 0 | Aluminum | GY6CQ01JQ604 | QPSK | 1 | 49 | 0 mm | back | 1:1 | 0.090 | 1.259 | 0.113 | |
| 819.00 | 26740 | Low | LTE Band 26 (Cell) | 10 | Metal Loop | 24.0 | 22.90 | 0.15 | 1 | Aluminum | GY6CQ01JQ604 | QPSK | 25 | 25 | 0 mm | back | 1:1 | 0.064 | 1.288 | 0.082 | |
| 831.50 | 26865 | Mid | LTE Band 26 (Cell) | 10 | Sport | 25.0 | 24.00 | 0.18 | 0 | Stainless Steel | GY6CR00NQ60H | QPSK | 1 | 49 | 0 mm | back | 1:1 | 0.057 | 1.259 | 0.072 | |
| 819.00 | 26740 | Low | LTE Band 26 (Cell) | 10 | Sport | 24.0 | 22.90 | 0.16 | 1 | Stainless Steel | GY6CR018Q60H | QPSK | 25 | 25 | 0 mm | back | 1:1 | 0.047 | 1.288 | 0.061 | |
| 831.50 | 26865 | Mid | LTE Band 26 (Cell) | 10 | Metal Links | 25.0 | 24.00 | 0.01 | 0 | Stainless Steel | GY6CR00NQ60H | QPSK | 1 | 49 | 0 mm | back | 1:1 | 0.139 | 1.259 | 0.175 | A16 |
| 819.00 | 26740 | Low | LTE Band 26 (Cell) | 10 | Metal Links | 24.0 | 22.90 | 0.14 | 1 | Stainless Steel | GY6CR00NQ60H | QPSK | 25 | 25 | 0 mm | back | 1:1 | 0.087 | 1.288 | 0.112 | |
| 831.50 | 26865 | Mid | LTE Band 26 (Cell) | 10 | Metal Loop | 25.0 | 24.00 | -0.11 | 0 | Stainless Steel | GY6CR018Q60H | QPSK | 1 | 49 | 0 mm | back | 1:1 | 0.091 | 1.259 | 0.115 | |
| 819.00 | 26740 | Low | LTE Band 26 (Cell) | 10 | Metal Loop | 24.0 | 22.90 | 0.10 | 1 | Stainless Steel | GY6CR018Q60H | QPSK | 25 | 25 | 0 mm | back | 1:1 | 0.060 | 1.288 | 0.077 | |
| 831.50 | 26865 | Mid | LTE Band 26 (Cell) | 10 | Sport | 25.0 | 24.00 | 0.12 | 0 | Titanium | GY6CR01PQ60V | QPSK | 1 | 49 | 0 mm | back | 1:1 | 0.070 | 1.259 | 0.088 | |
| 819.00 | 26740 | Low | LTE Band 26 (Cell) | 10 | Sport | 24.0 | 22.90 | -0.17 | 1 | Titanium | GY6CR01PQ60V | QPSK | 25 | 25 | 0 mm | back | 1:1 | 0.048 | 1.288 | 0.062 | |
| 831.50 | 26865 | Mid | LTE Band 26 (Cell) | 10 | Metal Links | 25.0 | 24.00 | 0.09 | 0 | Titanium | GY6CR005Q610 | QPSK | 1 | 49 | 0 mm | back | 1:1 | 0.124 | 1.259 | 0.156 | |
| 819.00 | 26740 | Low | LTE Band 26 (Cell) | 10 | Metal Links | 24.0 | 22.90 | 0.10 | 1 | Titanium | GY6CR005Q610 | QPSK | 25 | 25 | 0 mm | back | 1:1 | 0.087 | 1.288 | 0.112 | |
| 831.50 | 26865 | Mid | LTE Band 26 (Cell) | 10 | Metal Loop | 25.0 | 24.00 | 0.10 | 0 | Titanium | GY6CR003Q60V | QPSK | 1 | 49 | 0 mm | back | 1:1 | 0.099 | 1.259 | 0.125 | |
| 819.00 | 26740 | Low | LTE Band 26 (Cell) | 10 | Metal Loop | 24.0 | 22.90 | 0.18 | 1 | Titanium | GY6CR003Q60V | QPSK | 25 | 25 | 0 mm | back | 1:1 | 0.068 | 1.288 | 0.088 | |
| ANSI / IEEE C95.1 1992 - SAFETY LIMIT<br>Spatial Peak<br>Uncontrolled Exposure/General Population | | | | | | | Extremity<br>4.0 W/kg (mW/g)<br>averaged over 10 grams | | | | | | | | | | | | | | |



© 2020 PCTEST All rights reserved. Unless otherwise specified, no part of this report may be reproduced or utilized in any part, form or by any means, electronic or mechanical, including photocopying and microfilm, without permission in writing from PCTEST. If you have any questions about this international copyright or have an enquiry about obtaining additional rights to this report or assembly of contents thereof, please contact INFO@PCTEST.COM.

## Table 10-17
## LTE Band 5 Extremity SAR

| MEASUREMENT RESULTS | | | | | | | | | | | | | | | | | | | | | |
|---|---|---|---|---|---|---|---|---|---|---|---|---|---|---|---|---|---|---|---|---|---|
| FREQUENCY | | | Mode | Bandwidth [MHz] | Wristband Type | Maximum Allowed Power [dBm] | Conducted Power [dBm] | Power Drift [dB] | MPR [dB] | Housing Type | Device Serial Number | Modulation | RB Size | RB Offset | Spacing | Side | Duty Cycle | SAR (10g) | Scaling Factor | Reported SAR (10g) | Plot # |
| MHz | Ch. | | | | | | | | | | | | | | | | | (W/kg) | | (W/kg) | |
| 836.50 | 20525 | Mid | LTE Band 5 (Cell) | 10 | Sport | 25.0 | 24.00 | 0.07 | 0 | Aluminum | GY6CR01JQ604 | QPSK | 1 | 25 | 0 mm | back | 1:1 | 0.066 | 1.259 | 0.083 | |
| 836.50 | 20525 | Mid | LTE Band 5 (Cell) | 10 | Sport | 24.0 | 22.94 | 0.02 | 1 | Aluminum | GY6CR01JQ604 | QPSK | 25 | 12 | 0 mm | back | 1:1 | 0.049 | 1.276 | 0.063 | |
| 836.50 | 20525 | Mid | LTE Band 5 (Cell) | 10 | Metal Links | 25.0 | 24.00 | -0.08 | 0 | Aluminum | GY6CR01JQ604 | QPSK | 1 | 25 | 0 mm | back | 1:1 | 0.115 | 1.259 | 0.145 | |
| 836.50 | 20525 | Mid | LTE Band 5 (Cell) | 10 | Metal Links | 24.0 | 22.94 | -0.02 | 1 | Aluminum | GY6CR01JQ604 | QPSK | 25 | 12 | 0 mm | back | 1:1 | 0.091 | 1.276 | 0.116 | |
| 836.50 | 20525 | Mid | LTE Band 5 (Cell) | 10 | Metal Loop | 25.0 | 24.00 | 0.19 | 0 | Aluminum | GY6CR01JQ604 | QPSK | 1 | 25 | 0 mm | back | 1:1 | 0.096 | 1.259 | 0.121 | |
| 836.50 | 20525 | Mid | LTE Band 5 (Cell) | 10 | Metal Loop | 24.0 | 22.94 | 0.12 | 1 | Aluminum | GY6CR01JQ604 | QPSK | 25 | 12 | 0 mm | back | 1:1 | 0.076 | 1.276 | 0.097 | |
| 836.50 | 20525 | Mid | LTE Band 5 (Cell) | 10 | Sport | 25.0 | 24.00 | -0.19 | 0 | Stainless Steel | GY6CR003Q60H | QPSK | 1 | 25 | 0 mm | back | 1:1 | 0.065 | 1.259 | 0.082 | |
| 836.50 | 20525 | Mid | LTE Band 5 (Cell) | 10 | Sport | 24.0 | 22.94 | 0.04 | 1 | Stainless Steel | GY6CR003Q60H | QPSK | 25 | 12 | 0 mm | back | 1:1 | 0.052 | 1.276 | 0.066 | |
| 836.50 | 20525 | Mid | LTE Band 5 (Cell) | 10 | Metal Links | 25.0 | 24.00 | -0.19 | 0 | Stainless Steel | GY6CR00NQ60H | QPSK | 1 | 25 | 0 mm | back | 1:1 | 0.140 | 1.259 | **0.176** | A17 |
| 836.50 | 20525 | Mid | LTE Band 5 (Cell) | 10 | Metal Links | 24.0 | 22.94 | -0.18 | 1 | Stainless Steel | GY6CR00NQ60H | QPSK | 25 | 12 | 0 mm | back | 1:1 | 0.101 | 1.276 | 0.129 | |
| 836.50 | 20525 | Mid | LTE Band 5 (Cell) | 10 | Metal Loop | 25.0 | 24.00 | 0.17 | 0 | Stainless Steel | GY6CR003Q60H | QPSK | 1 | 25 | 0 mm | back | 1:1 | 0.087 | 1.259 | 0.110 | |
| 836.50 | 20525 | Mid | LTE Band 5 (Cell) | 10 | Metal Loop | 24.0 | 22.94 | 0.18 | 1 | Stainless Steel | GY6CR003Q60H | QPSK | 25 | 12 | 0 mm | back | 1:1 | 0.069 | 1.276 | 0.088 | |
| 836.50 | 20525 | Mid | LTE Band 5 (Cell) | 10 | Sport | 25.0 | 24.00 | 0.16 | 0 | Titanium | GY6CR01PQ60V | QPSK | 1 | 25 | 0 mm | back | 1:1 | 0.069 | 1.259 | 0.087 | |
| 836.50 | 20525 | Mid | LTE Band 5 (Cell) | 10 | Sport | 24.0 | 22.94 | 0.12 | 1 | Titanium | GY6CR01PQ60V | QPSK | 25 | 12 | 0 mm | back | 1:1 | 0.057 | 1.276 | 0.073 | |
| 836.50 | 20525 | Mid | LTE Band 5 (Cell) | 10 | Metal Links | 25.0 | 24.00 | 0.10 | 0 | Titanium | GY6CR005Q610 | QPSK | 1 | 25 | 0 mm | back | 1:1 | 0.122 | 1.259 | 0.154 | |
| 836.50 | 20525 | Mid | LTE Band 5 (Cell) | 10 | Metal Links | 24.0 | 22.94 | 0.13 | 1 | Titanium | GY6CR005Q610 | QPSK | 25 | 12 | 0 mm | back | 1:1 | 0.098 | 1.276 | 0.125 | |
| 836.50 | 20525 | Mid | LTE Band 5 (Cell) | 10 | Metal Loop | 25.0 | 24.00 | 0.14 | 0 | Titanium | GY6CR003Q60V | QPSK | 1 | 25 | 0 mm | back | 1:1 | 0.107 | 1.259 | 0.135 | |
| 836.50 | 20525 | Mid | LTE Band 5 (Cell) | 10 | Metal Loop | 24.0 | 22.94 | 0.16 | 1 | Titanium | GY6CR003Q60V | QPSK | 25 | 12 | 0 mm | back | 1:1 | 0.087 | 1.276 | 0.111 | |
| ANSI / IEEE C95.1 1992 - SAFETY LIMIT<br>Spatial Peak<br>Uncontrolled Exposure/General Population | | | | | | | | | | Extremity<br>4.0 W/kg (mW/g)<br>averaged over 10 grams | | | | | | | | | | | |

## Table 10-18
## LTE Band 66 Extremity SAR

| MEASUREMENT RESULTS | | | | | | | | | | | | | | | | | | | | | |
|---|---|---|---|---|---|---|---|---|---|---|---|---|---|---|---|---|---|---|---|---|---|
| FREQUENCY | | | Mode | Bandwidth [MHz] | Wristband Type | Maximum Allowed Power [dBm] | Conducted Power [dBm] | Power Drift [dB] | MPR [dB] | Housing Type | Device Serial Number | Modulation | RB Size | RB Offset | Spacing | Side | Duty Cycle | SAR (10g) | Scaling Factor | Reported SAR (10g) | Plot # |
| MHz | Ch. | | | | | | | | | | | | | | | | | (W/kg) | | (W/kg) | |
| 1720.00 | 132072 | Low | LTE Band 66 (AWS) | 20 | Sport | 24.0 | 22.56 | 0.13 | 0 | Aluminum | GY6CQ01MQ604 | QPSK | 1 | 50 | 0 mm | back | 1:1 | 0.029 | 1.393 | 0.040 | |
| 1720.00 | 132072 | Low | LTE Band 66 (AWS) | 20 | Sport | 23.0 | 21.63 | 0.18 | 1 | Aluminum | GY6CQ01MQ604 | QPSK | 50 | 25 | 0 mm | back | 1:1 | 0.025 | 1.371 | 0.034 | |
| 1720.00 | 132072 | Low | LTE Band 66 (AWS) | 20 | Metal Links | 24.0 | 22.56 | 0.01 | 0 | Aluminum | GY6CQ00MQ604 | QPSK | 1 | 50 | 0 mm | back | 1:1 | 0.035 | 1.393 | 0.049 | A18 |
| 1720.00 | 132072 | Low | LTE Band 66 (AWS) | 20 | Metal Links | 23.0 | 21.63 | -0.03 | 1 | Aluminum | GY6CQ00MQ604 | QPSK | 50 | 25 | 0 mm | back | 1:1 | 0.029 | 1.371 | 0.040 | |
| 1720.00 | 132072 | Low | LTE Band 66 (AWS) | 20 | Metal Loop | 24.0 | 22.56 | -0.05 | 0 | Aluminum | GY6CQ024Q604 | QPSK | 1 | 50 | 0 mm | back | 1:1 | 0.016 | 1.393 | 0.022 | |
| 1720.00 | 132072 | Low | LTE Band 66 (AWS) | 20 | Metal Loop | 23.0 | 21.63 | -0.13 | 1 | Aluminum | GY6CQ024Q604 | QPSK | 50 | 25 | 0 mm | back | 1:1 | 0.013 | 1.371 | 0.018 | |
| 1720.00 | 132072 | Low | LTE Band 66 (AWS) | 20 | Sport | 24.0 | 22.56 | 0.06 | 0 | Stainless Steel | GY6CR01MQ60H | QPSK | 1 | 50 | 0 mm | back | 1:1 | 0.030 | 1.393 | 0.042 | |
| 1720.00 | 132072 | Low | LTE Band 66 (AWS) | 20 | Sport | 23.0 | 21.63 | -0.05 | 1 | Stainless Steel | GY6CR01MQ60H | QPSK | 50 | 25 | 0 mm | back | 1:1 | 0.026 | 1.371 | 0.036 | |
| 1720.00 | 132072 | Low | LTE Band 66 (AWS) | 20 | Metal Links | 24.0 | 22.56 | 0.00 | 0 | Stainless Steel | GY6CR01MQ60H | QPSK | 1 | 50 | 0 mm | back | 1:1 | 0.021 | 1.393 | 0.029 | |
| 1720.00 | 132072 | Low | LTE Band 66 (AWS) | 20 | Metal Links | 23.0 | 21.63 | 0.05 | 1 | Stainless Steel | GY6CR01MQ60H | QPSK | 50 | 25 | 0 mm | back | 1:1 | 0.018 | 1.371 | 0.025 | |
| 1720.00 | 132072 | Low | LTE Band 66 (AWS) | 20 | Metal Loop | 24.0 | 22.56 | 0.12 | 0 | Stainless Steel | GY6CR01CQ60H | QPSK | 1 | 50 | 0 mm | back | 1:1 | 0.009 | 1.393 | 0.013 | |
| 1720.00 | 132072 | Low | LTE Band 66 (AWS) | 20 | Metal Loop | 23.0 | 21.63 | 0.16 | 1 | Stainless Steel | GY6CR01CQ60H | QPSK | 50 | 25 | 0 mm | back | 1:1 | 0.008 | 1.371 | 0.011 | |
| 1720.00 | 132072 | Low | LTE Band 66 (AWS) | 20 | Sport | 24.0 | 22.56 | 0.15 | 0 | Titanium | GY6CR018Q60V | QPSK | 1 | 50 | 0 mm | back | 1:1 | 0.029 | 1.393 | 0.040 | |
| 1720.00 | 132072 | Low | LTE Band 66 (AWS) | 20 | Sport | 23.0 | 21.63 | 0.16 | 1 | Titanium | GY6CR018Q60V | QPSK | 50 | 25 | 0 mm | back | 1:1 | 0.025 | 1.371 | 0.034 | |
| 1720.00 | 132072 | Low | LTE Band 66 (AWS) | 20 | Metal Links | 24.0 | 22.56 | 0.09 | 0 | Titanium | GY6CR003Q60V | QPSK | 1 | 50 | 0 mm | back | 1:1 | 0.030 | 1.393 | 0.042 | |
| 1720.00 | 132072 | Low | LTE Band 66 (AWS) | 20 | Metal Links | 23.0 | 21.63 | 0.20 | 1 | Titanium | GY6CR003Q60V | QPSK | 50 | 25 | 0 mm | back | 1:1 | 0.026 | 1.371 | 0.036 | |
| 1720.00 | 132072 | Low | LTE Band 66 (AWS) | 20 | Metal Loop | 24.0 | 22.56 | 0.19 | 0 | Titanium | GY6CR004Q60V | QPSK | 1 | 50 | 0 mm | back | 1:1 | 0.009 | 1.393 | 0.013 | |
| 1720.00 | 132072 | Low | LTE Band 66 (AWS) | 20 | Metal Loop | 23.0 | 21.63 | 0.17 | 1 | Titanium | GY6CR004Q60V | QPSK | 50 | 25 | 0 mm | back | 1:1 | 0.006 | 1.371 | 0.008 | |
| ANSI / IEEE C95.1 1992 - SAFETY LIMIT<br>Spatial Peak<br>Uncontrolled Exposure/General Population | | | | | | | | | | Extremity<br>4.0 W/kg (mW/g)<br>averaged over 10 grams | | | | | | | | | | | |




© 2020 PCTEST All rights reserved. Unless otherwise specified, no part of this report may be reproduced or utilized in any part, form or by any means, electronic or mechanical, including photocopying and microfilm, without permission in writing from PCTEST. If you have any questions about this international copyright or have an enquiry about obtaining additional rights to this report or assembly of contents thereof, please contact INFO@PCTEST.COM.

## Table 10-19
## LTE Band 25 Extremity SAR

| MEASUREMENT RESULTS | | | | | | | | | | | | | | | | | | | | | |
|---|---|---|---|---|---|---|---|---|---|---|---|---|---|---|---|---|---|---|---|---|---|
| FREQUENCY | | | Mode | Bandwidth [MHz] | Wristband Type | Maximum Allowed Power [dBm] | Conducted Power [dBm] | Power Drift [dB] | MPR [dB] | Housing Type | Device Serial Number | Modulation | RB Size | RB Offset | Spacing | Side | Duty Cycle | SAR (10g) | Scaling Factor | Reported SAR (10g) | Plot # |
| MHz | Ch. | | | | | | | | | | | | | | | | | (W/kg) | | (W/kg) | |
| 1905.00 | 26590 | High | LTE Band 25 (PCS) | 20 | Sport | 24.0 | 22.40 | 0.13 | 0 | Aluminum | GY6CQ02UQ604 | QPSK | 1 | 0 | 0 mm | back | 1:1 | 0.032 | 1.445 | 0.046 | |
| 1905.00 | 26590 | High | LTE Band 25 (PCS) | 20 | Sport | 23.0 | 21.38 | -0.19 | 1 | Aluminum | GY6CQ02UQ604 | QPSK | 50 | 0 | 0 mm | back | 1:1 | 0.024 | 1.452 | 0.035 | |
| 1905.00 | 26590 | High | LTE Band 25 (PCS) | 20 | Metal Links | 24.0 | 22.40 | 0.04 | 0 | Aluminum | GY6CQ01MQ604 | QPSK | 1 | 0 | 0 mm | back | 1:1 | 0.030 | 1.445 | 0.043 | |
| 1905.00 | 26590 | High | LTE Band 25 (PCS) | 20 | Metal Links | 23.0 | 21.38 | -0.01 | 1 | Aluminum | GY6CQ01MQ604 | QPSK | 50 | 0 | 0 mm | back | 1:1 | 0.024 | 1.452 | 0.035 | |
| 1905.00 | 26590 | High | LTE Band 25 (PCS) | 20 | Metal Loop | 24.0 | 22.40 | 0.21 | 0 | Aluminum | GY6CQ02UQ604 | QPSK | 1 | 0 | 0 mm | back | 1:1 | 0.016 | 1.445 | 0.023 | |
| 1905.00 | 26590 | High | LTE Band 25 (PCS) | 20 | Metal Loop | 23.0 | 21.38 | 0.13 | 1 | Aluminum | GY6CQ02UQ604 | QPSK | 50 | 0 | 0 mm | back | 1:1 | 0.013 | 1.452 | 0.019 | |
| 1905.00 | 26590 | High | LTE Band 25 (PCS) | 20 | Sport | 24.0 | 22.40 | 0.11 | 0 | Stainless Steel | GY6CR02NQ60H | QPSK | 1 | 0 | 0 mm | back | 1:1 | 0.016 | 1.445 | 0.023 | |
| 1905.00 | 26590 | High | LTE Band 25 (PCS) | 20 | Sport | 23.0 | 21.38 | 0.12 | 1 | Stainless Steel | GY6CR02NQ60H | QPSK | 50 | 0 | 0 mm | back | 1:1 | 0.013 | 1.452 | 0.019 | |
| 1905.00 | 26590 | High | LTE Band 25 (PCS) | 20 | Metal Links | 24.0 | 22.40 | -0.07 | 0 | Stainless Steel | GY6CR00NQ60H | QPSK | 1 | 0 | 0 mm | back | 1:1 | 0.040 | 1.445 | 0.058 | A19 |
| 1905.00 | 26590 | High | LTE Band 25 (PCS) | 20 | Metal Links | 23.0 | 21.38 | 0.11 | 1 | Stainless Steel | GY6CR00NQ60H | QPSK | 50 | 0 | 0 mm | back | 1:1 | 0.031 | 1.452 | 0.045 | |
| 1905.00 | 26590 | High | LTE Band 25 (PCS) | 20 | Metal Loop | 24.0 | 22.40 | 0.13 | 0 | Stainless Steel | GY6CR01CQ60H | QPSK | 1 | 0 | 0 mm | back | 1:1 | 0.012 | 1.445 | 0.017 | |
| 1905.00 | 26590 | High | LTE Band 25 (PCS) | 20 | Metal Loop | 23.0 | 21.38 | 0.14 | 1 | Stainless Steel | GY6CR01CQ60H | QPSK | 50 | 0 | 0 mm | back | 1:1 | 0.012 | 1.452 | 0.017 | |
| 1905.00 | 26590 | High | LTE Band 25 (PCS) | 20 | Sport | 24.0 | 22.40 | -0.16 | 0 | Titanium | GY6CR004Q60V | QPSK | 1 | 0 | 0 mm | back | 1:1 | 0.023 | 1.445 | 0.033 | |
| 1905.00 | 26590 | High | LTE Band 25 (PCS) | 20 | Sport | 23.0 | 21.38 | -0.09 | 1 | Titanium | GY6CR004Q60V | QPSK | 50 | 0 | 0 mm | back | 1:1 | 0.017 | 1.452 | 0.025 | |
| 1905.00 | 26590 | High | LTE Band 25 (PCS) | 20 | Metal Links | 24.0 | 22.40 | 0.17 | 0 | Titanium | GY6CR01PQ60V | QPSK | 1 | 0 | 0 mm | back | 1:1 | 0.029 | 1.445 | 0.042 | |
| 1905.00 | 26590 | High | LTE Band 25 (PCS) | 20 | Metal Links | 23.0 | 21.38 | 0.03 | 1 | Titanium | GY6CR01PQ60V | QPSK | 50 | 0 | 0 mm | back | 1:1 | 0.021 | 1.452 | 0.030 | |
| 1905.00 | 26590 | High | LTE Band 25 (PCS) | 20 | Metal Loop | 24.0 | 22.40 | 0.16 | 0 | Titanium | GY6CR013Q60V | QPSK | 1 | 0 | 0 mm | back | 1:1 | 0.011 | 1.445 | 0.016 | |
| 1905.00 | 26590 | High | LTE Band 25 (PCS) | 20 | Metal Loop | 23.0 | 21.38 | 0.20 | 1 | Titanium | GY6CR013Q60V | QPSK | 50 | 0 | 0 mm | back | 1:1 | 0.007 | 1.452 | 0.010 | |
| ANSI / IEEE C95.1 1992 - SAFETY LIMIT<br>Spatial Peak<br>Uncontrolled Exposure/General Population | | | | | | | | | | Extremity<br>4.0 W/kg (mW/g)<br>averaged over 10 grams | | | | | | | | | | | |

## Table 10-20
## LTE Band 7 Extremity SAR

| MEASUREMENT RESULTS | | | | | | | | | | | | | | | | | | | | | |
|---|---|---|---|---|---|---|---|---|---|---|---|---|---|---|---|---|---|---|---|---|---|
| FREQUENCY | | | Mode | Bandwidth [MHz] | Wristband Type | Maximum Allowed Power [dBm] | Conducted Power [dBm] | Power Drift [dB] | MPR [dB] | Housing Type | Device Serial Number | Modulation | RB Size | RB Offset | Spacing | Side | Duty Cycle | SAR (10g) | Scaling Factor | Reported SAR (10g) | Plot # |
| MHz | Ch. | | | | | | | | | | | | | | | | | (W/kg) | | (W/kg) | |
| 2560.00 | 21350 | High | LTE Band 7 | 20 | Sport | 23.5 | 21.99 | 0.15 | 0 | Aluminum | GY6CQ00KQ604 | QPSK | 1 | 99 | 0 mm | back | 1:1 | 0.058 | 1.416 | 0.082 | A20 |
| 2560.00 | 21350 | High | LTE Band 7 | 20 | Sport | 22.5 | 20.89 | 0.14 | 1 | Aluminum | GY6CQ00KQ604 | QPSK | 50 | 50 | 0 mm | back | 1:1 | 0.047 | 1.449 | 0.068 | |
| 2560.00 | 21350 | High | LTE Band 7 | 20 | Metal Links | 23.5 | 21.99 | 0.18 | 0 | Aluminum | GY6CQ01JQ604 | QPSK | 1 | 99 | 0 mm | back | 1:1 | 0.048 | 1.416 | 0.068 | |
| 2560.00 | 21350 | High | LTE Band 7 | 20 | Metal Links | 22.5 | 20.89 | 0.09 | 1 | Aluminum | GY6CQ01JQ604 | QPSK | 50 | 50 | 0 mm | back | 1:1 | 0.038 | 1.449 | 0.055 | |
| 2560.00 | 21350 | High | LTE Band 7 | 20 | Metal Loop | 23.5 | 21.99 | -0.12 | 0 | Aluminum | GY6CR01JQ604 | QPSK | 1 | 99 | 0 mm | back | 1:1 | 0.051 | 1.416 | 0.072 | |
| 2560.00 | 21350 | High | LTE Band 7 | 20 | Metal Loop | 22.5 | 20.89 | 0.12 | 1 | Aluminum | GY6CR01JQ604 | QPSK | 50 | 50 | 0 mm | back | 1:1 | 0.020 | 1.449 | 0.029 | |
| 2560.00 | 21350 | High | LTE Band 7 | 20 | Sport | 23.5 | 21.99 | 0.13 | 0 | Stainless Steel | GY6CR01QQ60H | QPSK | 1 | 99 | 0 mm | back | 1:1 | 0.041 | 1.416 | 0.058 | |
| 2560.00 | 21350 | High | LTE Band 7 | 20 | Sport | 22.5 | 20.89 | 0.11 | 1 | Stainless Steel | GY6CR01QQ60H | QPSK | 50 | 50 | 0 mm | back | 1:1 | 0.028 | 1.449 | 0.041 | |
| 2560.00 | 21350 | High | LTE Band 7 | 20 | Metal Links | 23.5 | 21.99 | 0.11 | 0 | Stainless Steel | GY6CR01CQ60H | QPSK | 1 | 99 | 0 mm | back | 1:1 | 0.046 | 1.416 | 0.065 | |
| 2560.00 | 21350 | High | LTE Band 7 | 20 | Metal Links | 22.5 | 20.89 | 0.17 | 1 | Stainless Steel | GY6CR02NQ60H | QPSK | 50 | 50 | 0 mm | back | 1:1 | 0.028 | 1.449 | 0.041 | |
| 2560.00 | 21350 | High | LTE Band 7 | 20 | Metal Loop | 23.5 | 21.99 | -0.18 | 0 | Stainless Steel | GY6CR01QQ60H | QPSK | 1 | 99 | 0 mm | back | 1:1 | 0.041 | 1.416 | 0.058 | |
| 2560.00 | 21350 | High | LTE Band 7 | 20 | Metal Loop | 22.5 | 20.89 | 0.12 | 1 | Stainless Steel | GY6CR013Q60H | QPSK | 50 | 50 | 0 mm | back | 1:1 | 0.021 | 1.449 | 0.030 | |
| 2560.00 | 21350 | High | LTE Band 7 | 20 | Sport | 23.5 | 21.99 | 0.13 | 0 | Titanium | GY6CR018Q60V | QPSK | 1 | 99 | 0 mm | back | 1:1 | 0.049 | 1.416 | 0.069 | |
| 2560.00 | 21350 | High | LTE Band 7 | 20 | Sport | 22.5 | 20.89 | 0.10 | 1 | Titanium | GY6CR01PQ60V | QPSK | 50 | 50 | 0 mm | back | 1:1 | 0.043 | 1.449 | 0.062 | |
| 2560.00 | 21350 | High | LTE Band 7 | 20 | Metal Links | 23.5 | 21.99 | 0.13 | 0 | Titanium | GY6CR013Q60V | QPSK | 1 | 99 | 0 mm | back | 1:1 | 0.058 | 1.416 | 0.082 | |
| 2560.00 | 21350 | High | LTE Band 7 | 20 | Metal Links | 22.5 | 20.89 | 0.08 | 1 | Titanium | GY6CR00MQ60V | QPSK | 50 | 50 | 0 mm | back | 1:1 | 0.048 | 1.449 | 0.070 | |
| 2560.00 | 21350 | High | LTE Band 7 | 20 | Metal Loop | 23.5 | 21.99 | 0.11 | 0 | Titanium | GY6CR00UQ60V | QPSK | 1 | 99 | 0 mm | back | 1:1 | 0.048 | 1.416 | 0.068 | |
| 2560.00 | 21350 | High | LTE Band 7 | 20 | Metal Loop | 22.5 | 20.89 | 0.17 | 1 | Titanium | GY6CR01PQ60V | QPSK | 50 | 50 | 0 mm | back | 1:1 | 0.034 | 1.449 | 0.049 | |
| ANSI / IEEE C95.1 1992 - SAFETY LIMIT<br>Spatial Peak<br>Uncontrolled Exposure/General Population | | | | | | | | | | Extremity<br>4.0 W/kg (mW/g)<br>averaged over 10 grams | | | | | | | | | | | |



© 2020 PCTEST All rights reserved. Unless otherwise specified, no part of this report may be reproduced or utilized in any part, form or by any means, electronic or mechanical, including photocopying and microfilm, without permission in writing from PCTEST. If you have any questions about this international copyright or have an enquiry about obtaining additional rights to this report or assembly of contents thereof, please contact INFO@PCTEST.COM.

## Table 10-21
## LTE Band 41 Extremity SAR

| MEASUREMENT RESULTS | | | | | | | | | | | | | | | | | | | | | |
|---|---|---|---|---|---|---|---|---|---|---|---|---|---|---|---|---|---|---|---|---|---|
| FREQUENCY | | | Mode | Bandwidth [MHz] | Wristband Type | Maximum Allowed Power [dBm] | Conducted Power [dBm] | Power Drift [dB] | MPR [dB] | Housing Type | Device Serial Number | Modulation | RB Size | RB Offset | Spacing | Side | Duty Cycle | SAR (10g) | Scaling Factor | Reported SAR (10g) | Plot # |
| MHz | Ch. | | | | | | | | | | | | | | | | | (W/kg) | | (W/kg) | |
| 2680.00 | 41490 | High | LTE Band 41 | 20 | Sport | 23.5 | 22.35 | 0.14 | 0 | Aluminum | GY6CQ02UQ604 | QPSK | 1 | 50 | 0 mm | back | 1:1.58 | 0.029 | 1.303 | 0.038 | |
| 2680.00 | 41490 | High | LTE Band 41 | 20 | Sport | 22.5 | 21.35 | 0.14 | 1 | Aluminum | GY6CQ02UQ604 | QPSK | 50 | 25 | 0 mm | back | 1:1.58 | 0.021 | 1.303 | 0.027 | |
| 2680.00 | 41490 | High | LTE Band 41 | 20 | Metal Links | 23.5 | 22.35 | -0.09 | 0 | Aluminum | GY6CQ024Q604 | QPSK | 1 | 50 | 0 mm | back | 1:1.58 | 0.017 | 1.303 | 0.022 | |
| 2680.00 | 41490 | High | LTE Band 41 | 20 | Metal Links | 22.5 | 21.35 | 0.00 | 1 | Aluminum | GY6CQ024Q604 | QPSK | 50 | 25 | 0 mm | back | 1:1.58 | 0.013 | 1.303 | 0.017 | |
| 2680.00 | 41490 | High | LTE Band 41 | 20 | Metal Loop | 23.5 | 22.35 | 0.16 | 0 | Aluminum | GY6CQ01MQ604 | QPSK | 1 | 50 | 0 mm | back | 1:1.58 | 0.011 | 1.303 | 0.014 | |
| 2680.00 | 41490 | High | LTE Band 41 | 20 | Metal Loop | 22.5 | 21.35 | 0.15 | 1 | Aluminum | GY6CQ01MQ604 | QPSK | 50 | 25 | 0 mm | back | 1:1.58 | 0.008 | 1.303 | 0.010 | |
| 2680.00 | 41490 | High | LTE Band 41 | 20 | Sport | 23.5 | 22.35 | 0.15 | 0 | Stainless Steel | GY6CR00TQ60H | QPSK | 1 | 50 | 0 mm | back | 1:1.58 | 0.063 | 1.303 | 0.082 | |
| 2680.00 | 41490 | High | LTE Band 41 | 20 | Sport | 22.5 | 21.35 | 0.12 | 1 | Stainless Steel | GY6CR00TQ60H | QPSK | 50 | 25 | 0 mm | back | 1:1.58 | 0.049 | 1.303 | 0.064 | |
| 2680.00 | 41490 | High | LTE Band 41 | 20 | Metal Links | 23.5 | 22.35 | -0.04 | 0 | Stainless Steel | GY6CR01CQ60H | QPSK | 1 | 50 | 0 mm | back | 1:1.58 | 0.071 | 1.303 | 0.093 | A21 |
| 2680.00 | 41490 | High | LTE Band 41 | 20 | Metal Links | 22.5 | 21.35 | 0.05 | 1 | Stainless Steel | GY6CR01CQ60H | QPSK | 50 | 25 | 0 mm | back | 1:1.58 | 0.054 | 1.303 | 0.070 | |
| 2680.00 | 41490 | High | LTE Band 41 | 20 | Metal Loop | 23.5 | 22.35 | 0.08 | 0 | Stainless Steel | GY6CR013Q60H | QPSK | 1 | 50 | 0 mm | back | 1:1.58 | 0.053 | 1.303 | 0.069 | |
| 2680.00 | 41490 | High | LTE Band 41 | 20 | Metal Loop | 22.5 | 21.35 | 0.12 | 1 | Stainless Steel | GY6CR013Q60H | QPSK | 50 | 25 | 0 mm | back | 1:1.58 | 0.042 | 1.303 | 0.055 | |
| 2680.00 | 41490 | High | LTE Band 41 | 20 | Sport | 23.5 | 22.35 | 0.16 | 0 | Titanium | GY6CR018Q60V | QPSK | 1 | 50 | 0 mm | back | 1:1.58 | 0.037 | 1.303 | 0.048 | |
| 2680.00 | 41490 | High | LTE Band 41 | 20 | Sport | 22.5 | 21.35 | 0.20 | 1 | Titanium | GY6CR018Q60V | QPSK | 50 | 25 | 0 mm | back | 1:1.58 | 0.027 | 1.303 | 0.035 | |
| 2680.00 | 41490 | High | LTE Band 41 | 20 | Metal Links | 23.5 | 22.35 | 0.01 | 0 | Titanium | GY6CR00SQ60V | QPSK | 1 | 50 | 0 mm | back | 1:1.58 | 0.066 | 1.303 | 0.086 | |
| 2680.00 | 41490 | High | LTE Band 41 | 20 | Metal Links | 22.5 | 21.35 | 0.16 | 1 | Titanium | GY6CR00SQ60V | QPSK | 50 | 25 | 0 mm | back | 1:1.58 | 0.051 | 1.303 | 0.066 | |
| 2680.00 | 41490 | High | LTE Band 41 | 20 | Metal Loop | 23.5 | 22.35 | 0.02 | 0 | Titanium | GY6CR013Q60V | QPSK | 1 | 50 | 0 mm | back | 1:1.58 | 0.044 | 1.303 | 0.057 | |
| 2680.00 | 41490 | High | LTE Band 41 | 20 | Metal Loop | 22.5 | 21.35 | 0.16 | 1 | Titanium | GY6CR013Q60V | QPSK | 50 | 25 | 0 mm | back | 1:1.58 | 0.033 | 1.303 | 0.043 | |
| ANSI / IEEE C95.1 1992 - SAFETY LIMIT<br>Spatial Peak<br>Uncontrolled Exposure/General Population | | | | | | | | | Extremity<br>4.0 W/kg (mW/g)<br>averaged over 10 grams | | | | | | | | | | | | |

## Table 10-22
## 2.4 GHz WLAN Extremity SAR

| MEASUREMENT RESULTS | | | | | | | | | | | | | | | | | | | | |
|---|---|---|---|---|---|---|---|---|---|---|---|---|---|---|---|---|---|---|---|---|
| FREQUENCY | | Mode | Service | Bandwidth [MHz] | Maximum Allowed Power [dBm] | Conducted Power [dBm] | Power Drift [dB] | Spacing | Housing Type | Wristband Type | Device Serial Number | Data Rate (Mbps) | Side | Duty Cycle (%) | SAR (10g) | Scaling Factor (Power) | Scaling Factor (Duty Cycle) | Reported SAR (10g) | Plot # |
| MHz | Ch. | | | | | | | | | | | | | | (W/kg) | | | (W/kg) | |
| 2437 | 6 | 802.11b | DSSS | 22 | 19.0 | 18.03 | 0.18 | 0 mm | Aluminum | Sport | GY6CQ02UQ604 | 1 | back | 100.0 | 0.008 | 1.250 | 1.000 | 0.010 | |
| 2437 | 6 | 802.11b | DSSS | 22 | 19.0 | 18.03 | -0.15 | 0 mm | Aluminum | Metal Links | GY6CQ02UQ604 | 1 | back | 100.0 | 0.007 | 1.250 | 1.000 | 0.009 | |
| 2437 | 6 | 802.11b | DSSS | 22 | 19.0 | 18.03 | -0.11 | 0 mm | Aluminum | Metal Loop | GY6CQ02UQ604 | 1 | back | 100.0 | 0.003 | 1.250 | 1.000 | 0.004 | |
| 2437 | 6 | 802.11b | DSSS | 22 | 19.0 | 18.03 | 0.13 | 0 mm | Stainless Steel | Sport | GY6CR00TQ60H | 1 | back | 100.0 | 0.005 | 1.250 | 1.000 | 0.006 | |
| 2437 | 6 | 802.11b | DSSS | 22 | 19.0 | 18.03 | 0.14 | 0 mm | Stainless Steel | Metal Links | GY6CR00TQ60H | 1 | back | 100.0 | 0.009 | 1.250 | 1.000 | 0.011 | |
| 2437 | 6 | 802.11b | DSSS | 22 | 19.0 | 18.03 | 0.16 | 0 mm | Stainless Steel | Metal Loop | GY6CR00TQ60H | 1 | back | 100.0 | 0.011 | 1.250 | 1.000 | 0.014 | |
| 2437 | 6 | 802.11b | DSSS | 22 | 19.0 | 18.03 | 0.18 | 0 mm | Titanium | Sport | GY6CR013Q60V | 1 | back | 100.0 | 0.013 | 1.250 | 1.000 | **0.016** | A22 |
| 2437 | 6 | 802.11b | DSSS | 22 | 19.0 | 18.03 | 0.21 | 0 mm | Titanium | Metal Links | GY6CR013Q60V | 1 | back | 100.0 | 0.012 | 1.250 | 1.000 | 0.015 | |
| 2437 | 6 | 802.11b | DSSS | 22 | 19.0 | 18.03 | 0.14 | 0 mm | Titanium | Metal Loop | GY6CR013Q60V | 1 | back | 100.0 | 0.003 | 1.250 | 1.000 | 0.004 | |
| ANSI / IEEE C95.1 1992 - SAFETY LIMIT<br>Spatial Peak<br>Uncontrolled Exposure/General Population | | | | | | | | Extremity<br>4.0 W/kg (mW/g)<br>averaged over 10 grams | | | | | | | | | | | |




© 2020 PCTEST All rights reserved. Unless otherwise specified, no part of this report may be reproduced or utilized in any part, form or by any means, electronic or mechanical, including photocopying and microfilm, without permission in writing from PCTEST. If you have any questions about this international copyright or have an enquiry about obtaining additional rights to this report or assembly of contents thereof, please contact INFO@PCTEST.COM.

# Table 10-23
# 5 GHz WLAN Extremity SAR

| MEASUREMENT RESULTS | | | | | | | | | | | | | | | | | | | |
|---|---|---|---|---|---|---|---|---|---|---|---|---|---|---|---|---|---|---|---|
| FREQUENCY | | Mode | Service | Bandwidth [MHz] | Maximum Allowed Power [dBm] | Conducted Power [dBm] | Power Drift [dB] | Spacing | Housing Type | Wristband Type | Device Serial Number | Data Rate (Mbps) | Side | Duty Cycle (%) | SAR (10g) | Scaling Factor (Power) | Scaling Factor (Duty Cycle) | Reported SAR (10g) | Plot # |
| MHz | Ch. | | | | | | | | | | | | | | (W/kg) | | | (W/kg) | |
| 5280 | 56 | 802.11a | OFDM | 20 | 16.0 | 15.13 | 0.14 | 0 mm | Aluminum | Sport | GY6CQ00KQ604 | 6 | back | 97.3 | 0.002 | 1.222 | 1.028 | 0.003 | |
| 5280 | 56 | 802.11a | OFDM | 20 | 16.0 | 15.13 | 0.14 | 0 mm | Aluminum | Metal Links | GY6CQ00KQ604 | 6 | back | 97.3 | 0.006 | 1.222 | 1.028 | 0.008 | |
| 5280 | 56 | 802.11a | OFDM | 20 | 16.0 | 15.13 | 0.16 | 0 mm | Aluminum | Metal Loop | GY6CQ02BQ604 | 6 | back | 97.3 | 0.006 | 1.222 | 1.028 | 0.008 | |
| 5280 | 56 | 802.11a | OFDM | 20 | 16.0 | 15.13 | -0.12 | 0 mm | Stainless Steel | Sport | GY6CR013Q60H | 6 | back | 97.3 | 0.013 | 1.222 | 1.028 | **0.016** | A23 |
| 5280 | 56 | 802.11a | OFDM | 20 | 16.0 | 15.13 | 0.12 | 0 mm | Stainless Steel | Metal Links | GY6CR013Q60H | 6 | back | 97.3 | 0.012 | 1.222 | 1.028 | 0.015 | |
| 5280 | 56 | 802.11a | OFDM | 20 | 16.0 | 15.13 | -0.15 | 0 mm | Stainless Steel | Metal Loop | GY6CR01MQ60H | 6 | back | 97.3 | 0.010 | 1.222 | 1.028 | 0.013 | |
| 5280 | 56 | 802.11a | OFDM | 20 | 16.0 | 15.13 | -0.04 | 0 mm | Titanium | Sport | GY6CR018Q60V | 6 | back | 97.3 | 0.005 | 1.222 | 1.028 | 0.006 | |
| 5280 | 56 | 802.11a | OFDM | 20 | 16.0 | 15.13 | -0.18 | 0 mm | Titanium | Metal Links | GY6CR018Q60V | 6 | back | 97.3 | 0.004 | 1.222 | 1.028 | 0.005 | |
| 5280 | 56 | 802.11a | OFDM | 20 | 16.0 | 15.13 | -0.15 | 0 mm | Titanium | Metal Loop | GY6CR018Q60V | 6 | back | 97.3 | 0.008 | 1.222 | 1.028 | 0.010 | |
| 5600 | 120 | 802.11a | OFDM | 20 | 16.0 | 15.12 | 0.12 | 0 mm | Aluminum | Sport | GY6CR01JQ604 | 6 | back | 97.3 | 0.003 | 1.225 | 1.028 | 0.004 | |
| 5600 | 120 | 802.11a | OFDM | 20 | 16.0 | 15.12 | 0.18 | 0 mm | Aluminum | Metal Links | GY6CR01JQ604 | 6 | back | 97.3 | 0.000 | 1.225 | 1.028 | 0.000 | |
| 5600 | 120 | 802.11a | OFDM | 20 | 16.0 | 15.12 | 0.10 | 0 mm | Aluminum | Metal Loop | GY6CQ01MQ604 | 6 | back | 97.3 | 0.002 | 1.225 | 1.028 | 0.003 | |
| 5600 | 120 | 802.11a | OFDM | 20 | 16.0 | 15.12 | -0.16 | 0 mm | Stainless Steel | Sport | GY6CR003Q60H | 6 | back | 97.3 | 0.002 | 1.225 | 1.028 | 0.003 | |
| 5600 | 120 | 802.11a | OFDM | 20 | 16.0 | 15.12 | -0.10 | 0 mm | Stainless Steel | Metal Links | GY6CR003Q60H | 6 | back | 97.3 | 0.005 | 1.225 | 1.028 | 0.006 | |
| 5600 | 120 | 802.11a | OFDM | 20 | 16.0 | 15.12 | -0.16 | 0 mm | Stainless Steel | Metal Loop | GY6CR01MQ60H | 6 | back | 97.3 | 0.008 | 1.225 | 1.028 | 0.010 | |
| 5600 | 120 | 802.11a | OFDM | 20 | 16.0 | 15.12 | 0.02 | 0 mm | Titanium | Sport | GY6CR003Q60V | 6 | back | 97.3 | 0.005 | 1.225 | 1.028 | 0.006 | |
| 5600 | 120 | 802.11a | OFDM | 20 | 16.0 | 15.12 | -0.12 | 0 mm | Titanium | Metal Links | GY6CR018Q60V | 6 | back | 97.3 | 0.009 | 1.225 | 1.028 | 0.011 | |
| 5600 | 120 | 802.11a | OFDM | 20 | 16.0 | 15.12 | -0.19 | 0 mm | Titanium | Metal Loop | GY6CR018Q60V | 6 | back | 97.3 | 0.009 | 1.225 | 1.028 | 0.011 | |
| 5785 | 157 | 802.11a | OFDM | 20 | 16.0 | 15.06 | 0.11 | 0 mm | Aluminum | Sport | GY6CQ00KQ604 | 6 | back | 97.3 | 0.002 | 1.242 | 1.028 | 0.003 | |
| 5785 | 157 | 802.11a | OFDM | 20 | 16.0 | 15.06 | 0.14 | 0 mm | Aluminum | Metal Links | GY6CQ00KQ604 | 6 | back | 97.3 | 0.004 | 1.242 | 1.028 | 0.005 | |
| 5785 | 157 | 802.11a | OFDM | 20 | 16.0 | 15.06 | 0.13 | 0 mm | Aluminum | Metal Loop | GY6CR01JQ604 | 6 | back | 97.3 | 0.003 | 1.242 | 1.028 | 0.004 | |
| 5785 | 157 | 802.11a | OFDM | 20 | 16.0 | 15.06 | 0.13 | 0 mm | Stainless Steel | Sport | GY6CR01CQ60H | 6 | back | 97.3 | 0.001 | 1.242 | 1.028 | 0.001 | |
| 5785 | 157 | 802.11a | OFDM | 20 | 16.0 | 15.06 | 0.19 | 0 mm | Stainless Steel | Metal Links | GY6CR018Q60H | 6 | back | 97.3 | 0.001 | 1.242 | 1.028 | 0.001 | |
| 5785 | 157 | 802.11a | OFDM | 20 | 16.0 | 15.06 | -0.14 | 0 mm | Stainless Steel | Metal Loop | GY6CR018Q60H | 6 | back | 97.3 | 0.002 | 1.242 | 1.028 | 0.003 | |
| 5785 | 157 | 802.11a | OFDM | 20 | 16.0 | 15.06 | 0.13 | 0 mm | Titanium | Sport | GY6CR003Q60V | 6 | back | 97.3 | 0.007 | 1.242 | 1.028 | 0.009 | |
| 5785 | 157 | 802.11a | OFDM | 20 | 16.0 | 15.06 | 0.08 | 0 mm | Titanium | Metal Links | GY6CR003Q60V | 6 | back | 97.3 | 0.008 | 1.242 | 1.028 | 0.010 | |
| 5785 | 157 | 802.11a | OFDM | 20 | 16.0 | 15.06 | 0.06 | 0 mm | Titanium | Metal Loop | GY6CR003Q60V | 6 | back | 97.3 | 0.006 | 1.242 | 1.028 | 0.008 | |
| **ANSI / IEEE C95.1 1992 - SAFETY LIMIT**<br>**Spatial Peak**<br>**Uncontrolled Exposure/General Population** | | | | | | | | **Extremity**<br>**4.0 W/kg (mW/g)**<br>averaged over 10 grams | | | | | | | | | | | |



© 2020 PCTEST All rights reserved. Unless otherwise specified, no part of this report may be reproduced or utilized in any part, form or by any means, electronic or mechanical, including photocopying and microfilm, without permission in writing from PCTEST. If you have any questions about this international copyright or have an enquiry about obtaining additional rights to this report or assembly of contents thereof, please contact INFO@PCTEST.COM.

**Table 10-24**
**Bluetooth Extremity SAR**

| MEASUREMENT RESULTS | | | | | | | | | | | | | | | | | | |
|---|---|---|---|---|---|---|---|---|---|---|---|---|---|---|---|---|---|---|
| FREQUENCY | | Mode | Service | Maximum Allowed Power [dBm] | Conducted Power [dBm] | Power Drift [dB] | Spacing | Housing Type | Wristband Type | Device Serial Number | Data Rate (Mbps) | Side | Duty Cycle (%) | SAR (10g) | Scaling Factor (Cond Power) | Scaling Factor (Duty Cycle) | Reported SAR (10g) | Plot # |
| MHz | Ch. | | | | | | | | | | | | | (W/kg) | | | (W/kg) | |
| 2480 | 78 | Bluetooth | FHSS | 13.0 | 12.20 | 0.18 | 0 mm | Aluminum | Sport | GY6CQ02BQ604 | 1 | back | 100 | 0.002 | 1.202 | 1.000 | 0.002 | |
| 2480 | 78 | Bluetooth | FHSS | 13.0 | 12.20 | -0.21 | 0 mm | Aluminum | Metal Links | GY6CQ02BQ604 | 1 | back | 100 | 0.002 | 1.202 | 1.000 | 0.002 | |
| 2480 | 78 | Bluetooth | FHSS | 13.0 | 12.20 | -0.12 | 0 mm | Aluminum | Metal Loop | GY6CQ02BQ604 | 1 | back | 100 | 0.002 | 1.202 | 1.000 | 0.002 | |
| 2480 | 78 | Bluetooth | FHSS | 13.0 | 12.20 | 0.16 | 0 mm | Stainless Steel | Sport | GY6CR00NQ60H | 1 | back | 100 | 0.002 | 1.202 | 1.000 | 0.002 | |
| 2480 | 78 | Bluetooth | FHSS | 13.0 | 12.20 | 0.10 | 0 mm | Stainless Steel | Metal Links | GY6CR00NQ60H | 1 | back | 100 | 0.002 | 1.202 | 1.000 | 0.002 | |
| 2480 | 78 | Bluetooth | FHSS | 13.0 | 12.20 | 0.13 | 0 mm | Stainless Steel | Metal Loop | GY6CR00NQ60H | 1 | back | 100 | 0.000 | 1.202 | 1.000 | 0.000 | |
| 2480 | 78 | Bluetooth | FHSS | 13.0 | 12.20 | 0.19 | 0 mm | Titanium | Sport | GY6CR003Q60V | 1 | back | 100 | 0.002 | 1.202 | 1.000 | 0.002 | |
| 2480 | 78 | Bluetooth | FHSS | 13.0 | 12.20 | 0.18 | 0 mm | Titanium | Metal Links | GY6CR003Q60V | 1 | back | 100 | 0.005 | 1.202 | 1.000 | **0.006** | A24 |
| 2480 | 78 | Bluetooth | FHSS | 13.0 | 12.20 | 0.16 | 0 mm | Titanium | Metal Loop | GY6CR003Q60V | 1 | back | 100 | 0.002 | 1.202 | 1.000 | 0.002 | |
| **ANSI / IEEE C95.1 1992 - SAFETY LIMIT<br>Spatial Peak<br>Uncontrolled Exposure/General Population** | | | | | | | **Head<br>1.6 W/kg (mW/g)**<br>averaged over 1 gram | | | | | | | | | | | |

## 10.3 SAR Test Notes

General Notes:

1. The test data reported are the worst-case SAR values according to test procedures specified in FCC KDB Publication 447498 D01v06.
2. Batteries are fully charged at the beginning of the SAR measurements.
3. Liquid tissue depth was at least 15.0 cm for all frequencies.
4. The manufacturer has confirmed that the device(s) tested have the same physical, mechanical and thermal characteristics and are within operational tolerances expected for production units.
5. SAR results were scaled to the maximum allowed power to demonstrate compliance per FCC KDB Publication 447498 D01v06.
6. Per FCC KDB Publication 865664 D01v01r04, variability SAR tests were not required since measured SAR results for all frequency bands were less than 0.8 W/kg and 2.0 W/kg for 10g SAR. Please see Section 12 for variability analysis.
7. This device has three housing types: Aluminum, Stainless Steel, and Titanium. The non-metallic wrist accessory, sport band, was evaluated for all exposure conditions. The available metallic wrist accessories, metal links band and metal loop band, were additionally evaluated.
8. This device is a portable wrist-worn device and does not support any other use conditions. Therefore, the procedures in FCC KDB Publication 447498 D01v06 Section 6.2 have been applied for extremity and next to mouth (head) conditions.

UMTS Notes:

1. UMTS mode was tested under RMC 12.2 kbps with HSPA Inactive per KDB Publication 941225 D01v03r01. AMR and HSPA SAR was not required per the 3G Test Reduction Procedure in KDB Publication 941225 D01v03r01.
2. Per FCC KDB Publication 447498 D01v06, if the reported (scaled) SAR measured at the middle channel or highest output power channel for each test configuration is ≤ 0.8 W/kg for 1g evaluations then testing at the other channels is not required for such test configuration(s). When the maximum output power variation across the required test channels is > ½ dB, instead of the middle channel, the highest output power channel was used.



© 2020 PCTEST All rights reserved. Unless otherwise specified, no part of this report may be reproduced or utilized in any part, form or by any means, electronic or mechanical, including photocopying and microfilm, without permission in writing from PCTEST. If you have any questions about this international copyright or have an enquiry about obtaining additional rights to this report or assembly of contents thereof, please contact INFO@PCTEST.COM.

LTE Notes:

1. LTE Considerations: LTE test configurations are determined according to SAR Evaluation Considerations for LTE Devices in FCC KDB Publication 941225 D05v02r04. The general test procedures used for testing can be found in Section 7.5.4.
2. MPR is permanently implemented for this device by the manufacturer. The specific manufacturer target MPR is indicated alongside the SAR results. MPR is enabled for this device, according to 3GPP TS36.101 Section 6.2.3 – 6.2.5 under Table 6.2.3-1.
3. A-MPR was disabled for all SAR tests by setting NS=01 and MCC=001 on the base station simulator. SAR tests were performed with the same number of RB and RB offsets transmitting on all TTI frames (maximum TTI).
4. Per FCC KDB Publication 447498 D01v06, when the reported LTE Band 41 SAR measured at the highest output power channel in a given a test configuration was > 0.6 W/kg for 1g evaluations and > 1.5 W/kg for 10g SAR, testing at the other channels was required for such test configurations.
5. TDD LTE was tested per the guidance provided in FCC KDB Publication 941225 D05v02r04. Testing was performed using UL-DL configuration 0 with 6 UL subframes and 2 S subframes using extended cyclic prefix only and special subframe configuration 6. SAR tests were performed at maximum output power and worst-case transmission duty factor in extended cyclic prefix. Per 3GPP 36.211 Section 4, the duty factor for special subframe configuration 6 using extended cyclic prefix is 0.633.
6. This device can only operate with 16 QAM on the uplink with less than or equal to 27 RB. QPSK and 16QAM LTE powers for RB size of 15 (“50% RB”) and 27 (“100% RB”) were additionally measured to support comparison and SAR test exclusion per KDB 941225 D05v02r04 Section 5.2.4 and 5.3.

WLAN Notes:

1. Justification for test configurations for WLAN per KDB Publication 248227 D01v02r02 for 2.4 GHz WIFI single transmission chain operations, the highest measured maximum output power channel for DSSS was selected for SAR measurement. SAR for OFDM modes (2.4 GHz 802.11g/n/ax) was not required due to the maximum allowed powers and the highest reported DSSS SAR. See Section 7.6.4 for more information.
2. Justification for test configurations for WLAN per KDB Publication 248227 D01v02r02 for 5 GHz WIFI single transmission chain operations, the initial test configuration was selected according to the transmission mode with the highest maximum allowed powers. Other transmission modes were not investigated since the highest reported SAR for initial test configuration adjusted by the ratio of maximum output powers is less than 1.2 W/kg for 1g evaluations. See Section 7.6.5 for more information.
3. When the maximum reported 1g averaged SAR is ≤0.8 W/kg, SAR testing on additional channels was not required. Otherwise, SAR for the next highest output power channel was required until the reported SAR result was ≤ 1.20 W/kg for 1g evaluations or all test channels were measured. When 10g SAR measurement is considered, a factor of 2.5 is applied to the thresholds above.
4. The device was configured to transmit continuously at the required data rate, channel bandwidth and signal modulation, using the highest transmission duty factor supported by the test mode tools. The reported SAR was scaled to the 100% transmission duty factor to determine compliance. The maximum achievable duty cycles for all modes were determined based on measurements performed on a spectrum analyzer in zero-span mode with RBW = 8 MHz, VBW = 50 MHz, and detector = peak per guidance of Section 6.0 b) of ANSI C63. 10-2013 and KDB 558074 D01 v04. The RBW and VBW were both greater than 50/T, where T is the minimum transmission duration, and the number of sweep points across T was greater than 100.

Bluetooth Notes

1. To determine compliance, Bluetooth SAR was measured with the maximum power condition. Bluetooth was evaluated with a test mode with 100% transmission duty factor.



© 2020 PCTEST All rights reserved. Unless otherwise specified, no part of this report may be reproduced or utilized in any part, form or by any means, electronic or mechanical, including photocopying and microfilm, without permission in writing from PCTEST. If you have any questions about this international copyright or have an enquiry about obtaining additional rights to this report or assembly of contents thereof, please contact INFO@PCTEST.COM.

# 11 FCC MULTI-TX AND ANTENNA SAR CONSIDERATIONS

## 11.1 Introduction

The following procedures adopted from FCC KDB Publication 447498 D01v06 are applicable to devices with built-in unlicensed transmitters such as 802.11 and Bluetooth devices which may simultaneously transmit with the licensed transmitter.

## 11.2 Simultaneous Transmission Procedures

This device contains transmitters that may operate simultaneously. Therefore, simultaneous transmission analysis is required. Per FCC KDB Publication 447498 D01v06 4.3.2, simultaneous transmission SAR test exclusion may be applied when the sum of the 1g SAR for all the simultaneous transmitting antennas in a specific a physical test configuration is ≤1.6 W/kg. The different test positions in an exposure condition may be considered collectively to determine SAR test exclusion according to the sum of 1g or 10g SAR.

## 11.3 Head SAR Simultaneous Transmission Analysis

For SAR summation, the highest reported SAR across all housing and wristband types was used as a conservative evaluation for the simultaneous transmission analysis.

**Table 11-1**
**Simultaneous Transmission Scenario with 2.4 GHz WLAN, Bluetooth, and 5 GHz WLAN (Head at 1.0 cm)**

| Exposure Condition | Mode | 3G/4G SAR (W/kg) | 2.4 GHz WLAN SAR (W/Kg) | Bluetooth SAR (W/Kg) | 5 GHz WLAN SAR (W/Kg) | Σ SAR (W/kg) | | | | |
|---|---|---|---|---|---|---|---|---|---|---|
| | | 1 | 2 | 3 | 4 | 1+2 | 1+3 | 1+4 | 3+4 | 1+3+4 |
| Head SAR | UMTS 850 | 0.001 | 0.134 | 0.053 | 0.156 | 0.135 | 0.054 | 0.157 | 0.209 | 0.210 |
| | UMTS 1750 | 0.314 | 0.134 | 0.053 | 0.156 | 0.448 | 0.367 | 0.470 | 0.209 | 0.523 |
| | UMTS 1900 | 0.147 | 0.134 | 0.053 | 0.156 | 0.281 | 0.200 | 0.303 | 0.209 | 0.356 |
| | LTE Band 26 (Cell) | 0.001 | 0.134 | 0.053 | 0.156 | 0.135 | 0.054 | 0.157 | 0.209 | 0.210 |
| | LTE Band 5 (Cell) | 0.001 | 0.134 | 0.053 | 0.156 | 0.135 | 0.054 | 0.157 | 0.209 | 0.210 |
| | LTE Band 66 (AWS) | 0.234 | 0.134 | 0.053 | 0.156 | 0.368 | 0.287 | 0.390 | 0.209 | 0.443 |
| | LTE Band 25 (PCS) | 0.133 | 0.134 | 0.053 | 0.156 | 0.267 | 0.186 | 0.289 | 0.209 | 0.342 |
| | LTE Band 7 | 0.823 | 0.134 | 0.053 | 0.156 | 0.957 | 0.876 | 0.979 | 0.209 | **1.032** |
| | LTE Band 41 | 0.489 | 0.134 | 0.053 | 0.156 | 0.623 | 0.542 | 0.645 | 0.209 | 0.698 |



© 2020 PCTEST All rights reserved. Unless otherwise specified, no part of this report may be reproduced or utilized in any part, form or by any means, electronic or mechanical, including photocopying and microfilm, without permission in writing from PCTEST. If you have any questions about this international copyright or have an enquiry about obtaining additional rights to this report or assembly of contents thereof, please contact INFO@PCTEST.COM.

## 11.4 Extremity SAR Simultaneous Transmission Analysis

For SAR summation, the highest reported SAR across all housing and wristband types was used as a conservative evaluation for the simultaneous transmission analysis.

**Table 11-2**
**Simultaneous Transmission Scenario with 2.4 GHz WLAN, Bluetooth, and 5 GHz WLAN (Extremity at 0.0 cm)**

| Exposure Condition | Mode | 3G/4G SAR (W/kg) | 2.4 GHz WLAN SAR (W/Kg) | Bluetooth SAR (W/Kg) | 5 GHz WLAN SAR (W/Kg) | Σ SAR (W/kg) | | | | |
|---|---|---|---|---|---|---|---|---|---|---|
| | | 1 | 2 | 3 | 4 | 1+2 | 1+3 | 1+4 | 3+4 | 1+3+4 |
| Extremity | UMTS 850 | 0.161 | 0.016 | 0.006 | 0.016 | 0.177 | 0.167 | 0.177 | 0.022 | 0.183 |
| | UMTS 1750 | 0.062 | 0.016 | 0.006 | 0.016 | 0.078 | 0.068 | 0.078 | 0.022 | 0.084 |
| | UMTS 1900 | 0.056 | 0.016 | 0.006 | 0.016 | 0.072 | 0.062 | 0.072 | 0.022 | 0.078 |
| | LTE Band 26 (Cell) | 0.175 | 0.016 | 0.006 | 0.016 | 0.191 | 0.181 | 0.191 | 0.022 | 0.197 |
| | LTE Band 5 (Cell) | 0.176 | 0.016 | 0.006 | 0.016 | 0.192 | 0.182 | 0.192 | 0.022 | **0.198** |
| | LTE Band 66 (AWS) | 0.049 | 0.016 | 0.006 | 0.016 | 0.065 | 0.055 | 0.065 | 0.022 | 0.071 |
| | LTE Band 25 (PCS) | 0.058 | 0.016 | 0.006 | 0.016 | 0.074 | 0.064 | 0.074 | 0.022 | 0.080 |
| | LTE Band 7 | 0.082 | 0.016 | 0.006 | 0.016 | 0.098 | 0.088 | 0.098 | 0.022 | 0.104 |
| | LTE Band 41 | 0.093 | 0.016 | 0.006 | 0.016 | 0.109 | 0.099 | 0.109 | 0.022 | 0.115 |

## 11.5 Simultaneous Transmission Conclusion

The above numerical summed SAR results for all the worst-case simultaneous transmission conditions were below the SAR limit. Therefore, the above analysis is sufficient to determine that simultaneous transmission cases will not exceed the SAR limit and therefore no measured volumetric simultaneous SAR summation is required per FCC KDB Publication 447498 D01v06.




© 2020 PCTEST All rights reserved. Unless otherwise specified, no part of this report may be reproduced or utilized in any part, form or by any means, electronic or mechanical, including photocopying and microfilm, without permission in writing from PCTEST. If you have any questions about this international copyright or have an enquiry about obtaining additional rights to this report or assembly of contents thereof, please contact INFO@PCTEST.COM.

# 12 SAR MEASUREMENT VARIABILITY

## 12.1 Measurement Variability

Per FCC KDB Publication 865664 D01v01, SAR measurement variability was not assessed for each frequency band since all measured SAR values are < 0.80 W/kg for 1g SAR and < 2.0 W/kg for 10g SAR.

## 12.2 Measurement Uncertainty

The measured SAR was <1.5 W/kg for 1g SAR and <3.75 W/kg for 10g SAR for all frequency bands. Therefore, per KDB Publication 865664 D01v01r04, the extended measurement uncertainty analysis was not required.



© 2020 PCTEST All rights reserved. Unless otherwise specified, no part of this report may be reproduced or utilized in any part, form or by any means, electronic or mechanical, including photocopying and microfilm, without permission in writing from PCTEST. If you have any questions about this international copyright or have an enquiry about obtaining additional rights to this report or assembly of contents thereof, please contact INFO@PCTEST.COM.

# 13 EQUIPMENT LIST

| Manufacturer | Model | Description | Cal Date | Cal Interval | Cal Due | Serial Number |
|---|---|---|---|---|---|---|
| Agilent | 85033E | 3.5mm Standard Calibration Kit | 6/6/2020 | Annual | 6/6/2021 | MY53402352 |
| Agilent | E4438C | ESG Vector Signal Generator | 9/11/2019 | Annual | 9/11/2020 | MY45093678 |
| Agilent | E4438C | ESG Vector Signal Generator | 9/13/2019 | Annual | 9/13/2020 | MY42081752 |
| Agilent | N5182A | MXG Vector Signal Generator | 8/19/2019 | Annual | 8/19/2020 | MY47420837 |
| Agilent | 8753ES | S-Parameter Network Analyzer | 1/16/2020 | Annual | 1/16/2021 | US39170118 |
| Amplifier Research | 15S1G6 | Amplifier | CBT | N/A | CBT | 343972 |
| Amplifier Research | 15S1G6 | Amplifier | CBT | N/A | CBT | 343971 |
| Anritsu | ML2496A | Power Meter | 12/17/2019 | Annual | 12/17/2020 | 1138001 |
| Anritsu | MA2411B | Pulse Power Sensor | 1/21/2020 | Annual | 1/21/2021 | 1339007 |
| Anritsu | MT8820C | Radio Communication Analyzer | 7/25/2019 | Annual | 7/25/2020 | 6201240328 |
| Anritsu | MT8821C | Radio Communication Analyzer | 8/16/2019 | Annual | 8/16/2020 | 6201144418 |
| Anritsu | MA24106A | USB Power Sensor | 8/27/2019 | Annual | 8/27/2020 | 1827533 |
| Anritsu | MA24106A | USB Power Sensor | 8/27/2019 | Annual | 8/27/2020 | 1827529 |
| Control Company | 4352 | Ultra Long Stem Thermometer | 8/2/2018 | Biennial | 8/2/2020 | 181292054 |
| Control Company | 4352 | Ultra Long Stem Thermometer | 8/2/2018 | Biennial | 8/2/2020 | 181292061 |
| Control Company | 4040 | Therm./Clock/Humidity Monitor | 6/29/2019 | Biennial | 6/29/2021 | 192291470 |
| Control Company | 4040 | Therm./Clock/Humidity Monitor | 6/29/2019 | Biennial | 6/29/2021 | 192291455 |
| Control Company | 4040 | Therm./Clock/Humidity Monitor | 6/29/2019 | Biennial | 6/29/2021 | 192291460 |
| Insize | 1108-150 | Digital Caliper | 1/17/2020 | Biennial | 1/17/2022 | 409193536 |
| MCL | BW-N3W5+ | 3dB Attenuator | CBT | N/A | CBT | 1812 |
| MCL | BW-N6W5+ | 6dB Attenuator | CBT | N/A | CBT | 1311 |
| MCL | BW-N10W5+ | 10dB Attenuator | CBT | N/A | CBT | 1611 |
| Mini-Circuits | NLP-1000+ | Low Pass Filter | CBT | N/A | CBT | N/A |
| Mini-Circuits | NLP-1200+ | Low Pass Filter | CBT | N/A | CBT | N/A |
| Mini-Circuits | NLP-2950+ | Low Pass Filter | CBT | N/A | CBT | N/A |
| Mini-Circuits | VLF-6000+ | Low Pass Filter | CBT | N/A | CBT | N/A |
| KEYSIGHT | 772D | Dual Directional Coupler | CBT | N/A | CBT | N/A |
| KEYSIGHT | E4438C | VECTOR SIGNAL GENERATOR | 44004 | Annual | 44369 | MY45092078 |
| Pasternack | PE2208-6 | Bidirectional Coupler | CBT | N/A | CBT | N/A |
| Pasternack | PE2208-10 | Bidirectional Coupler | CBT | N/A | CBT | N/A |
| Rohde & Schwarz | FSP-7 | Spectrum Analyzer | 43839 | Biennial | 44570 | 100288 |
| Rohde & Schwarz | CMW500 | Radio Communication Tester | 8/20/2019 | Annual | 8/20/2020 | 106578 |
| Rohde & Schwarz | CMW500 | Radio Communication Tester | 4/28/2020 | Annual | 4/28/2021 | 167285 |
| Rohde & Schwarz | CMW500 | Radio Communication Tester | 5/13/2020 | Annual | 5/13/2021 | 167284 |
| Rohde& Schwarz | CMW500 | Wideband Radio Communication Tester | 8/8/2019 | Annual | 8/8/2020 | 145663 |
| SPEAG | DAK-3.5 | Dielectric Assessment Kit | 5/12/2020 | Annual | 5/12/2021 | 1070 |
| SPEAG | DAKS-3.5 | Portable DAK | 9/10/2019 | Annual | 9/10/2020 | 1045 |
| SPEAG | EX3DV4 | SAR Probe | 2/19/2020 | Annual | 2/19/2021 | 7427 |
| SPEAG | EX3DV4 | SAR Probe | 4/20/2020 | Annual | 4/20/2021 | 7532 |
| SPEAG | EX3DV4 | SAR Probe | 12/13/2019 | Annual | 12/13/2020 | 7490 |
| SPEAG | EX3DV4 | SAR Probe | 3/20/2020 | Annual | 3/20/2021 | 7421 |
| SPEAG | EX3DV4 | SAR Probe | 1/20/2020 | Annual | 1/20/2021 | 3837 |
| SPEAG | EX3DV4 | SAR Probe | 7/16/2019 | Annual | 7/16/2020 | 7491 |
| SPEAG | EX3DV4 | SAR Probe | 6/22/2020 | Annual | 6/22/2021 | 7416 |
| SPEAG | EX3DV4 | SAR Probe | 8/29/2019 | Annual | 8/29/2020 | 3949 |
| SPEAG | DAE4 | Dasy Data Acquisition Electronics | 2/13/2020 | Annual | 2/13/2021 | 1403 |
| SPEAG | DAE4 | Dasy Data Acquisition Electronics | 4/15/2020 | Annual | 4/15/2021 | 501 |
| SPEAG | DAE4 | Dasy Data Acquisition Electronics | 4/14/2020 | Annual | 4/14/2021 | 1532 |
| SPEAG | DAE4 | Dasy Data Acquisition Electronics | 3/19/2020 | Annual | 3/19/2021 | 604 |
| SPEAG | DAE4 | Dasy Data Acquisition Electronics | 1/14/2020 | Annual | 1/14/2021 | 793 |
| SPEAG | DAE4 | Dasy Data Acquisition Electronics | 7/9/2020 | Annual | 7/9/2021 | 1402 |
| SPEAG | DAE4 | Dasy Data Acquisition Electronics | 6/11/2020 | Annual | 6/11/2021 | 701 |
| SPEAG | DAE4 | Dasy Data Acquisition Electronics | 8/12/2019 | Annual | 8/12/2020 | 1408 |
| SPEAG | D850V2 | 850 MHz SAR Dipole | 8/16/2017 | Triennial | 8/16/2020 | 1009 |
| SPEAG | D850V2 | 850 MHz SAR Dipole | 9/8/2017 | Triennial | 9/8/2020 | 1010 |
| SPEAG | D1750V2 | 1750 MHz SAR Dipole | 9/7/2017 | Triennial | 9/7/2020 | 1104 |
| SPEAG | D1900V2 | 1900 MHz SAR Dipole | 5/14/2018 | Triennial | 5/14/2021 | 5d026 |
| SPEAG | D2450V2 | 2450 MHz SAR Dipole | 5/16/2018 | Triennial | 5/16/2021 | 945 |
| SPEAG | D2450V2 | 2450 MHz SAR Dipole | 11/12/2018 | Biennial | 11/12/2020 | 921 |
| SPEAG | D2600V2 | 2600 MHz SAR Dipole | 6/19/2018 | Triennial | 6/19/2021 | 1009 |
| SPEAG | D5GHzV2 | 5 GHz SAR Dipole | 9/13/2018 | Biennial | 9/13/2020 | 1163 |
| SPEAG | D1750V2 | 1750 MHz SAR Dipole | 6/19/2019 | Biennial | 6/19/2021 | 1083 |
| SPEAG | D1750V2 | 1750 MHz SAR Dipole | 5/15/2018 | Triennial | 5/15/2021 | 1092 |
| SPEAG | D1900V2 | 1900 MHz SAR Dipole | 6/19/2019 | Biennial | 6/19/2021 | 5d030 |
| SPEAG | D1900V2 | 1900 MHz SAR Dipole | 9/7/2017 | Triennial | 9/7/2020 | 5d181 |
| SPEAG | D2450V2 | 2450 MHz SAR Dipole | 6/14/2019 | Biennial | 6/14/2021 | 750 |
| SPEAG | D2600V2 | 2600 MHz SAR Dipole | 9/11/2017 | Triennial | 9/11/2020 | 1069 |
| SPEAG | D5GHzV2 | 5 GHz SAR Dipole | 3/13/2018 | Triennial | 3/13/2021 | 1123 |

Note: All equipment was used strictly during the calibration period.

Note: CBT (Calibrated Before Testing). Prior to testing, the measurement paths containing a cable, amplifier, attenuator, coupler or filter were connected to a calibrated source (i.e. a signal generator) to determine the losses of the measurement path. The power meter offset was then adjusted to compensate for the measurement system losses. This level offset is stored within the power meter before measurements are made. This calibration verification procedure applies to the system verification and output power measurements. The calibrated reading is then taken directly from the power meter after compensation of the losses for all final power measurements.



© 2020 PCTEST All rights reserved. Unless otherwise specified, no part of this report may be reproduced or utilized in any part, form or by any means, electronic or mechanical, including photocopying and microfilm, without permission in writing from PCTEST. If you have any questions about this international copyright or have an enquiry about obtaining additional rights to this report or assembly of contents thereof, please contact INFO@PCTEST.COM.

# 14 MEASUREMENT UNCERTAINTIES

| a | c | d | e= f(d,k) | f | g | h = c x f/e | i = c x g/e | k |
|---|---|---|---|---|---|---|---|---|
| **Uncertainty Component** | **Tol. (± %)** | **Prob. Dist.** | **Div.** | **$c_i$ 1gm** | **$c_i$ 10 gms** | **1gm $u_i$ (± %)** | **10gms $u_i$ (± %)** | **$v_i$** |
| **Measurement System** | | | | | | | | |
| Probe Calibration | 6.55 | N | 1 | 1.0 | 1.0 | 6.6 | 6.6 | ∞ |
| Axial Isotropy | 0.25 | N | 1 | 0.7 | 0.7 | 0.2 | 0.2 | ∞ |
| Hemishperical Isotropy | 1.3 | N | 1 | 0.7 | 0.7 | 0.9 | 0.9 | ∞ |
| Boundary Effect | 2.0 | R | 1.73 | 1.0 | 1.0 | 1.2 | 1.2 | ∞ |
| Linearity | 0.3 | N | 1 | 1.0 | 1.0 | 0.3 | 0.3 | ∞ |
| System Detection Limits | 0.25 | R | 1.73 | 1.0 | 1.0 | 0.1 | 0.1 | ∞ |
| Readout Electronics | 0.3 | N | 1 | 1.0 | 1.0 | 0.3 | 0.3 | ∞ |
| Response Time | 0.8 | R | 1.73 | 1.0 | 1.0 | 0.5 | 0.5 | ∞ |
| Integration Time | 2.6 | R | 1.73 | 1.0 | 1.0 | 1.5 | 1.5 | ∞ |
| RF Ambient Conditions - Noise | 3.0 | R | 1.73 | 1.0 | 1.0 | 1.7 | 1.7 | ∞ |
| RF Ambient Conditions - Reflections | 3.0 | R | 1.73 | 1.0 | 1.0 | 1.7 | 1.7 | ∞ |
| Probe Positioner Mechanical Tolerance | 0.4 | R | 1.73 | 1.0 | 1.0 | 0.2 | 0.2 | ∞ |
| Probe Positioning w/ respect to Phantom | 6.7 | R | 1.73 | 1.0 | 1.0 | 3.9 | 3.9 | ∞ |
| Extrapolation, Interpolation & Integration algorithms for Max. SAR Evaluation | 4.0 | R | 1.73 | 1.0 | 1.0 | 2.3 | 2.3 | ∞ |
| **Test Sample Related** | | | | | | | | |
| Test Sample Positioning | 2.7 | N | 1 | 1.0 | 1.0 | 2.7 | 2.7 | 35 |
| Device Holder Uncertainty | 1.67 | N | 1 | 1.0 | 1.0 | 1.7 | 1.7 | 5 |
| Output Power Variation - SAR drift measurement | 5.0 | R | 1.73 | 1.0 | 1.0 | 2.9 | 2.9 | ∞ |
| SAR Scaling | 0.0 | R | 1.73 | 1.0 | 1.0 | 0.0 | 0.0 | ∞ |
| **Phantom & Tissue Parameters** | | | | | | | | |
| Phantom Uncertainty (Shape & Thickness tolerances) | 7.6 | R | 1.73 | 1.0 | 1.0 | 4.4 | 4.4 | ∞ |
| Liquid Conductivity - measurement uncertainty | 4.2 | N | 1 | 0.78 | 0.71 | 3.3 | 3.0 | 10 |
| Liquid Permittivity - measurement uncertainty | 4.1 | N | 1 | 0.23 | 0.26 | 1.0 | 1.1 | 10 |
| Liquid Conductivity - Temperature Uncertainty | 3.4 | R | 1.73 | 0.78 | 0.71 | 1.5 | 1.4 | ∞ |
| Liquid Permittivity - Temperature Unceritainty | 0.6 | R | 1.73 | 0.23 | 0.26 | 0.1 | 0.1 | ∞ |
| Liquid Conductivity - deviation from target values | 5.0 | R | 1.73 | 0.64 | 0.43 | 1.8 | 1.2 | ∞ |
| Liquid Permittivity - deviation from target values | 5.0 | R | 1.73 | 0.60 | 0.49 | 1.7 | 1.4 | ∞ |
| **Combined Standard Uncertainty (k=1)** | | RSS | | | | 11.5 | 11.3 | 60 |
| **Expanded Uncertainty** (95% CONFIDENCE LEVEL) | | k=2 | | | | 23.0 | 22.6 | |



© 2020 PCTEST All rights reserved. Unless otherwise specified, no part of this report may be reproduced or utilized in any part, form or by any means, electronic or mechanical, including photocopying and microfilm, without permission in writing from PCTEST. If you have any questions about this international copyright or have an enquiry about obtaining additional rights to this report or assembly of contents thereof, please contact INFO@PCTEST.COM.

# 15 CONCLUSION

## 15.1 Measurement Conclusion

The SAR evaluation indicates that the EUT complies with the RF radiation exposure limits of the FCC and Innovation, Science, and Economic Development Canada, with respect to all parameters subject to this test. These measurements were taken to simulate the RF effects of RF exposure under worst-case conditions. Precise laboratory measures were taken to assure repeatability of the tests. The results and statements relate only to the item(s) tested.

Please note that the absorption and distribution of electromagnetic energy in the body are very complex phenomena that depend on the mass, shape, and size of the body, the orientation of the body with respect to the field vectors, and the electrical properties of both the body and the environment. Other variables that may play a substantial role in possible biological effects are those that characterize the environment (e.g. ambient temperature, air velocity, relative humidity, and body insulation) and those that characterize the individual (e.g. age, gender, activity level, debilitation, or disease). Because various factors may interact with one another to vary the specific biological outcome of an exposure to electromagnetic fields, any protection guide should consider maximal amplification of biological effects as a result of field-body interactions, environmental conditions, and physiological variables. [3]



© 2020 PCTEST All rights reserved. Unless otherwise specified, no part of this report may be reproduced or utilized in any part, form or by any means, electronic or mechanical, including photocopying and microfilm, without permission in writing from PCTEST. If you have any questions about this international copyright or have an enquiry about obtaining additional rights to this report or assembly of contents thereof, please contact INFO@PCTEST.COM.

# 16 REFERENCES


[1] Federal Communications Commission, ET Docket 93-62, Guidelines for Evaluating the Environmental Effects of Radiofrequency Radiation, Aug. 1996.

[2] ANSI/IEEE C95.1-2005, American National Standard safety levels with respect to human exposure to radio frequency electromagnetic fields, 3kHz to 300GHz, New York: IEEE, 2006.

[3] ANSI/IEEE C95.1-1992, American National Standard safety levels with respect to human exposure to radio frequency electromagnetic fields, 3kHz to 300GHz, New York: IEEE, Sept. 1992.

[4] ANSI/IEEE C95.3-2002, IEEE Recommended Practice for the Measurement of Potentially Hazardous Electromagnetic Fields - RF and Microwave, New York: IEEE, December 2002.

[5] IEEE Standards Coordinating Committee 39 –Standards Coordinating Committee 34 – IEEE Std. 1528-2013, IEEE Recommended Practice for Determining the Peak Spatial-Average Specific Absorption Rate (SAR) in the Human Head from Wireless Communications Devices: Measurement Techniques.

[6] NCRP, National Council on Radiation Protection and Measurements, Biological Effects and Exposure Criteria for RadioFrequency Electromagnetic Fields, NCRP Report No. 86, 1986. Reprinted Feb. 1995.

[7] T. Schmid, O. Egger, N. Kuster, Automated E-field scanning system for dosimetric assessments, IEEE Transaction on Microwave Theory and Techniques, vol. 44, Jan. 1996, pp. 105-113.

[8] K. Pokovic, T. Schmid, N. Kuster, Robust setup for precise calibration of E-field probes in tissue simulating liquids at mobile communications frequencies, ICECOM97, Oct. 1997, pp. 1 -124.

[9] K. Pokovic, T. Schmid, and N. Kuster, E-field Probe with improved isotropy in brain simulating liquids, Proceedings of the ELMAR, Zadar, Croatia, June 23-25, 1996, pp. 172-175.

[10] Schmid & Partner Engineering AG, Application Note: Data Storage and Evaluation, June 1998, p2.

[11] V. Hombach, K. Meier, M. Burkhardt, E. Kuhn, N. Kuster, The Dependence of EM Energy Absorption upon Human Modeling at 900 MHz, IEEE Transaction on Microwave Theory and Techniques, vol. 44 no. 10, Oct. 1996, pp. 1865-1873.

[12] N. Kuster and Q. Balzano, Energy absorption mechanism by biological bodies in the near field of dipole antennas above 300MHz, IEEE Transaction on Vehicular Technology, vol. 41, no. 1, Feb. 1992, pp. 17-23.

[13] G. Hartsgrove, A. Kraszewski, A. Surowiec, Simulated Biological Materials for Electromagnetic Radiation Absorption Studies, University of Ottawa, Bioelectromagnetics, Canada: 1987, pp. 29-36.

[14] Q. Balzano, O. Garay, T. Manning Jr., Electromagnetic Energy Exposure of Simulated Users of Portable Cellular Telephones, IEEE Transactions on Vehicular Technology, vol. 44, no.3, Aug. 1995.

[15] W. Gander, Computermathematick, Birkhaeuser, Basel, 1992.

[16] W.H. Press, S.A. Teukolsky, W.T. Vetterling, and B.P. Flannery, Numerical Recipes in C, The Art of Scientific Computing, Second edition, Cambridge University Press, 1992.

[17] N. Kuster, R. Kastle, T. Schmid, Dosimetric evaluation of mobile communications equipment with known precision, IEEE Transaction on Communications, vol. E80-B, no. 5, May 1997, pp. 645-652.





© 2020 PCTEST All rights reserved. Unless otherwise specified, no part of this report may be reproduced or utilized in any part, form or by any means, electronic or mechanical, including photocopying and microfilm, without permission in writing from PCTEST. If you have any questions about this international copyright or have an enquiry about obtaining additional rights to this report or assembly of contents thereof, please contact INFO@PCTEST.COM.

[18] CENELEC CLC/SC111B, European Prestandard (prENV 50166-2), Human Exposure to Electromagnetic Fields High-frequency: 10kHz-300GHz, Jan. 1995.

[19] Prof. Dr. Niels Kuster, ETH, Eidgenössische Technische Hoschschule Zürich, Dosimetric Evaluation of the Cellular Phone.

[20] IEC 62209-1, Measurement procedure for the assessment of specific absorption rate of human exposure to radio frequency fields from hand-held and body-mounted wireless communication devices - Part 1: Devices used next to the ear (Frequency range of 300 MHz to 6 GHz), July 2016.

[21] Innovation, Science, Economic Development Canada RSS-102 Radio Frequency Exposure Compliance of Radiocommunication Apparatus (All Frequency Bands) Issue 5, March 2015.

[22] Health Canada Safety Code 6 Limits of Human Exposure to Radio Frequency Electromagnetic Fields in the Frequency Range from 3 kHz – 300 GHz, 2015

[23] FCC SAR Test Procedures for 2G-3G Devices, Mobile Hotspot and UMPC Devices KDB Publications 941225, D01-D07

[24] SAR Measurement Guidance for IEEE 802.11 Transmitters, KDB Publication 248227 D01

[25] FCC SAR Considerations for Handsets with Multiple Transmitters and Antennas, KDB Publications 648474 D03-D04

[26] FCC SAR Evaluation Considerations for Laptop, Notebook, Netbook and Tablet Computers, FCC KDB Publication 616217 D04

[27] FCC SAR Measurement and Reporting Requirements for 100MHz – 6 GHz, KDB Publications 865664 D01-D02

[28] FCC General RF Exposure Guidance and SAR Procedures for Dongles, KDB Publication 447498, D01-D02

[29] Anexo à Resolução No. 533, de 10 de Septembro de 2009.

[30] IEC 62209-2, Human exposure to radio frequency fields from hand-held and body-mounted wireless communication devices - Human models, instrumentation, and procedures - Part 2: Procedure to determine the specific absorption rate (SAR) for wireless communication devices used in close proximity to the human body (frequency range of 30 MHz to 6 GHz), Mar. 2010.



© 2020 PCTEST All rights reserved. Unless otherwise specified, no part of this report may be reproduced or utilized in any part, form or by any means, electronic or mechanical, including photocopying and microfilm, without permission in writing from PCTEST. If you have any questions about this international copyright or have an enquiry about obtaining additional rights to this report or assembly of contents thereof, please contact INFO@PCTEST.COM.

# APPENDIX A: SAR TEST DATA

© 2020 PCTEST

# PCTEST

**DUT: BCG-A2375; Type: Watch; Serial: GY6CR01CQ60H**

Communication System: UID 0, UMTS; Frequency: 836.6 MHz; Duty Cycle: 1:1
Medium: 835 MHz Head Medium parameters used (interpolated):
f = 836.6 MHz; $\sigma$ = 0.874 S/m; $\varepsilon_r$ = 40.45; $\rho$ = 1000 kg/m$^3$
Phantom section: Flat Section; Space: 1.0 cm

Test Date: 06-29-2020; Ambient Temp: 23.1°C; Tissue Temp: 21.4°C

Probe: EX3DV4 - SN7427; ConvF(9.58, 9.58, 9.58) @ 836.6 MHz; Calibrated: 2/19/2020
Sensor-Surface: 1.4mm (Mechanical Surface Detection)
Electronics: DAE4 Sn1403; Calibrated: 2/13/2020
Phantom: Twin-SAM V4.0; Type: QD 000 P40 CD; Serial: 1736
Measurement SW: DASY52, Version 52.10 (4);SEMCAD X Version 14.6.14 (7483)

## Mode: UMTS 850, Head SAR, Front side, Mid.ch
## Stainless Steel, Sports Wrist Band

**Area Scan (6x6x1):** Measurement grid: dx=15mm, dy=15mm
**Zoom Scan (5x5x7)/Cube 0:** Measurement grid: dx=8mm, dy=8mm, dz=5mm
Reference Value = 1.187 V/m; Power Drift = -0.16 dB
Peak SAR (extrapolated) = 0.00247 W/kg
**SAR(1 g) = 0.000851 W/kg**

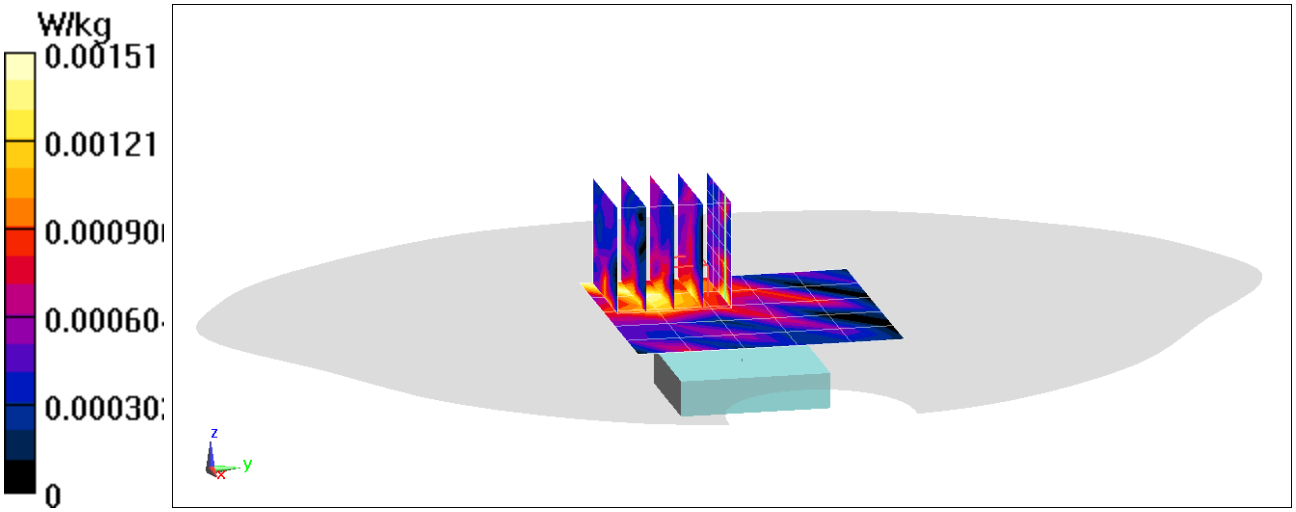

# PCTEST

**DUT: BCG-A2375; Type: Watch; Serial: GY6CR01JQ604**

Communication System: UID 0, UMTS; Frequency: 1732.4 MHz; Duty Cycle: 1:1
Medium: 1750 MHz Head Medium parameters used (interpolated):
f = 1732.4 MHz; $\sigma$ = 1.348 S/m; $\varepsilon_r$ = 39.249; $\rho$ = 1000 kg/m$^3$
Phantom section: Flat Section; Space: 1.0 cm

Test Date: 07-01-2020; Ambient Temp: 23.5°C; Tissue Temp: 21.1°C

Probe: EX3DV4 - SN7532; ConvF(8.46, 8.46, 8.46) @ 1732.4 MHz; Calibrated: 4/20/2020
Sensor-Surface: 1.4mm (Mechanical Surface Detection)
Electronics: DAE4 Sn501; Calibrated: 4/15/2020
Phantom: Twin-SAM V8.0_Left; Type: QD 000 P41 AA; Serial: 1935
Measurement SW: DASY52, Version 52.10 (4);SEMCAD X Version 14.6.14 (7483)

**Mode: UMTS 1750, Head SAR, Front side, Mid.ch**
**Aluminum, Metal Links Wrist Band**

**Area Scan (6x6x1):** Measurement grid: dx=15mm, dy=15mm
**Zoom Scan (5x5x7)/Cube 0:** Measurement grid: dx=8mm, dy=8mm, dz=5mm
Reference Value = 12.68 V/m; Power Drift = 0.03 dB
Peak SAR (extrapolated) = 0.435 W/kg
**SAR(1 g) = 0.248 W/kg**

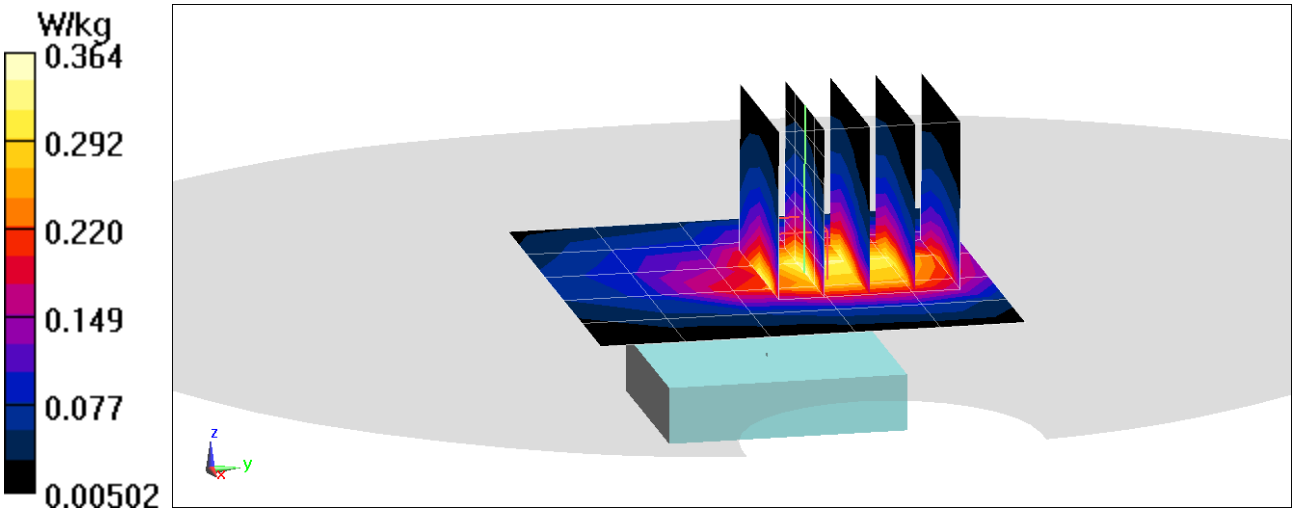

# PCTEST

**DUT: BCG-A2375; Type: Watch; Serial: GY6CR01QQ60H**

Communication System: UID 0, UMTS; Frequency: 1880 MHz; Duty Cycle: 1:1
Medium: 1900 MHz Head Medium parameters used:
f = 1880 MHz; $\sigma$ = 1.427 S/m; $\varepsilon_r$ = 38.892; $\rho$ = 1000 kg/m$^3$
Phantom section: Flat Section; Space: 1.0 cm

Test Date: 06-26-2020; Ambient Temp: 22.3°C; Tissue Temp: 21.2°C

Probe: EX3DV4 - SN7490; ConvF(8.27, 8.27, 8.27) @ 1880 MHz; Calibrated: 12/13/2019
Sensor-Surface: 1.4mm (Mechanical Surface Detection)
Electronics: DAE4 Sn1532; Calibrated: 12/5/2019
Phantom: SAM Sub; Type: SAM 4.0; Serial: TP-1403
Measurement SW: DASY52, Version 52.10 (4);SEMCAD X Version 14.6.14 (7483)

**Mode: UMTS 1900, Head SAR, Front side, Mid.ch**
**Stainless Steel, Metal Links Wrist Band**

**Area Scan (6x6x1):** Measurement grid: dx=15mm, dy=15mm
**Zoom Scan (5x5x7)/Cube 0:** Measurement grid: dx=8mm, dy=8mm, dz=5mm
Reference Value = 8.596 V/m; Power Drift = 0.12 dB
Peak SAR (extrapolated) = 0.174 W/kg
**SAR(1 g) = 0.110 W/kg**

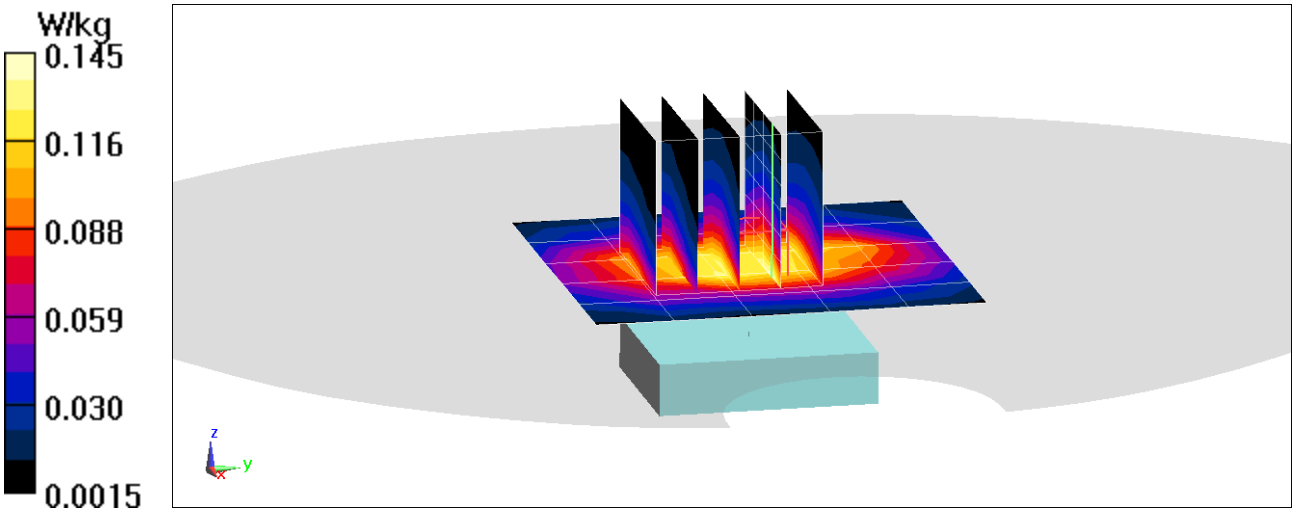

# PCTEST

**DUT: BCG-A2375; Type: Watch; Serial: GY6CR01PQ60V**

Communication System: UID 0, _LTE Band 26; Frequency: 831.5 MHz; Duty Cycle: 1:1
Medium: 835 MHz Head Medium parameters used (interpolated):
f = 831.5 MHz; $\sigma$ = 0.889 S/m; $\varepsilon_r$ = 40.895; $\rho$ = 1000 kg/m$^3$
Phantom section: Flat Section; Space: 1.0 cm

Test Date: 07-01-2020; Ambient Temp: 23.5°C; Tissue Temp: 21.7°C

Probe: EX3DV4 - SN7427; ConvF(9.58, 9.58, 9.58) @ 831.5 MHz; Calibrated: 2/19/2020
Sensor-Surface: 1.4mm (Mechanical Surface Detection)
Electronics: DAE4 Sn1403; Calibrated: 2/13/2020
Phantom: Twin-SAM V4.0; Type: QD 000 P40 CD; Serial: 1736
Measurement SW: DASY52, Version 52.10 (4);SEMCAD X Version 14.6.14 (7483)

**Mode: LTE Band 26 (Cell.), Head SAR, Front side, Mid.ch,**
**10 MHz Bandwidth, QPSK, 1 RB, 49 RB Offset**
**Titanium, Sport Wrist Band**

**Area Scan (6x6x1):** Measurement grid: dx=15mm, dy=15mm
**Zoom Scan (7x5x7)/Cube 0:** Measurement grid: dx=8mm, dy=8mm, dz=5mm
Reference Value = 0.7870 V/m; Power Drift = 0.10 dB
Peak SAR (extrapolated) = 0.00195 W/kg
**SAR(1 g) = 0.000639 W/kg**

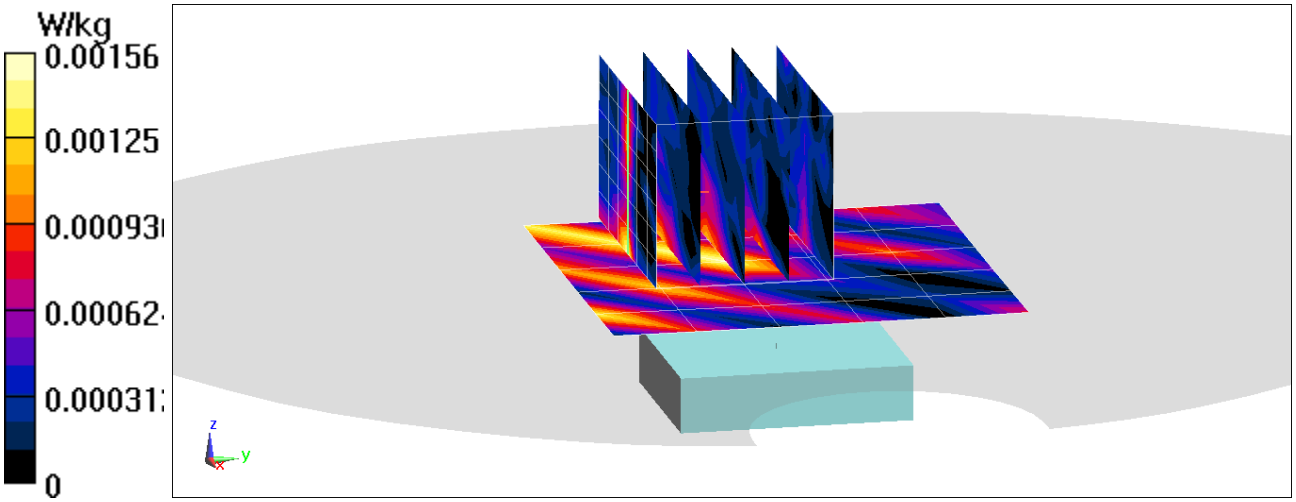

# PCTEST

**DUT: BCG-A2375; Type: Watch; Serial: GY6CR013Q60H**

Communication System: UID 0, LTE Band 5 (Cell.); Frequency: 836.5 MHz; Duty Cycle: 1:1
Medium: 835 MHz Head Medium parameters used (interpolated):
f = 836.5 MHz; $\sigma$ = 0.895 S/m; $\varepsilon_r$ = 40.906; $\rho$ = 1000 kg/m$^3$
Phantom section: Flat Section; Space: 1.0 cm

Test Date: 06-22-2020; Ambient Temp: 23.3°C; Tissue Temp: 22.0°C

Probe: EX3DV4 - SN7427; ConvF(9.58, 9.58, 9.58) @ 836.5 MHz; Calibrated: 2/19/2020
Sensor-Surface: 1.4mm (Mechanical Surface Detection)
Electronics: DAE4 Sn1403; Calibrated: 2/13/2020
Phantom: Twin-SAM V4.0; Type: QD 000 P40 CD; Serial: 1736
Measurement SW: DASY52, Version 52.10 (4);SEMCAD X Version 14.6.14 (7483)

**Mode: LTE Band 5 (Cell.), Head SAR, Front side, Mid.ch,**
**10 MHz Bandwidth, QPSK, 1 RB, 25 RB Offset**
**Stainless Steel, Sport Wrist Band**

**Area Scan (6x6x1):** Measurement grid: dx=15mm, dy=15mm
**Zoom Scan (5x5x7)/Cube 0:** Measurement grid: dx=8mm, dy=8mm, dz=5mm
Reference Value = 1.125 V/m; Power Drift = -0.18 dB
Peak SAR (extrapolated) = 0.00185 W/kg
**SAR(1 g) = 0.000956 W/kg**

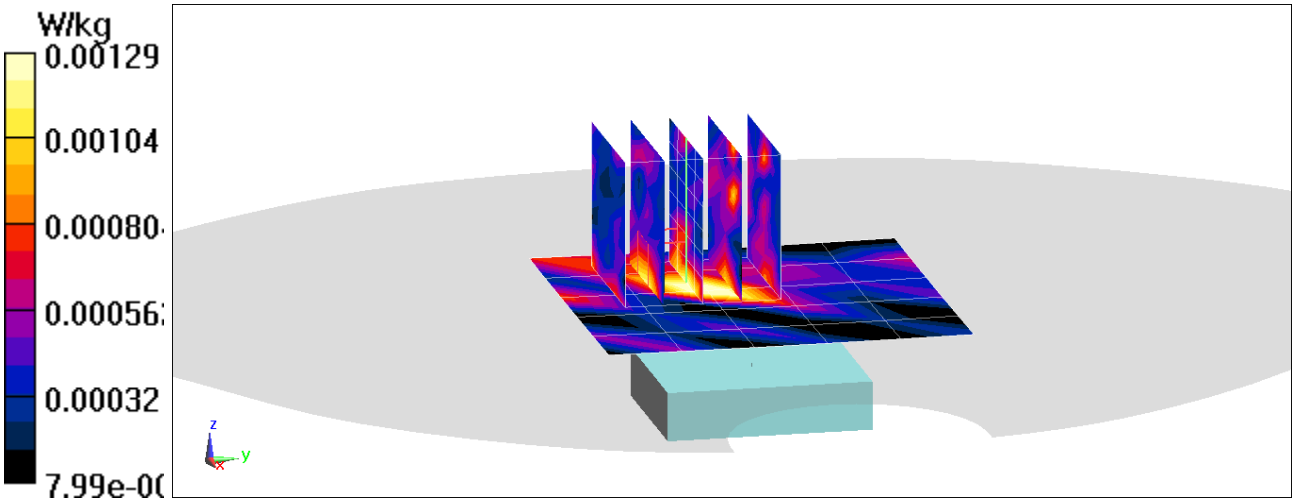

# PCTEST

**DUT: BCG-A2375; Type: Watch; Serial: GY6CQ02BQ604**

Communication System: UID 0, _LTE Band 66 (AWS); Frequency: 1720 MHz; Duty Cycle: 1:1
Medium: 1750 MHz Head Medium parameters used (interpolated):
f = 1720 MHz; $\sigma$ = 1.341 S/m; $\varepsilon_r$ = 39.264; $\rho$ = 1000 kg/m$^3$
Phantom section: Flat Section; Space: 1.0 cm

Test Date: 07-01-2020; Ambient Temp: 23.5°C; Tissue Temp: 21.1°C

Probe: EX3DV4 - SN7532; ConvF(8.46, 8.46, 8.46) @ 1720 MHz; Calibrated: 4/20/2020
Sensor-Surface: 1.4mm (Mechanical Surface Detection)
Electronics: DAE4 Sn501; Calibrated: 4/15/2020
Phantom: Twin-SAM V8.0_Left; Type: QD 000 P41 AA; Serial: 1935
Measurement SW: DASY52, Version 52.10 (4);SEMCAD X Version 14.6.14 (7483)

**Mode: LTE Band 66 (AWS), Head SAR, Front side, Low.ch,**
**20 MHz Bandwidth, QPSK, 1 RB, 50 RB Offset**
**Aluminum, Sport Wrist Band**

**Area Scan (6x6x1):** Measurement grid: dx=15mm, dy=15mm
**Zoom Scan (5x5x7)/Cube 0:** Measurement grid: dx=8mm, dy=8mm, dz=5mm
Reference Value = 11.09 V/m; Power Drift = 0.03 dB
Peak SAR (extrapolated) = 0.311 W/kg
**SAR(1 g) = 0.168 W/kg**

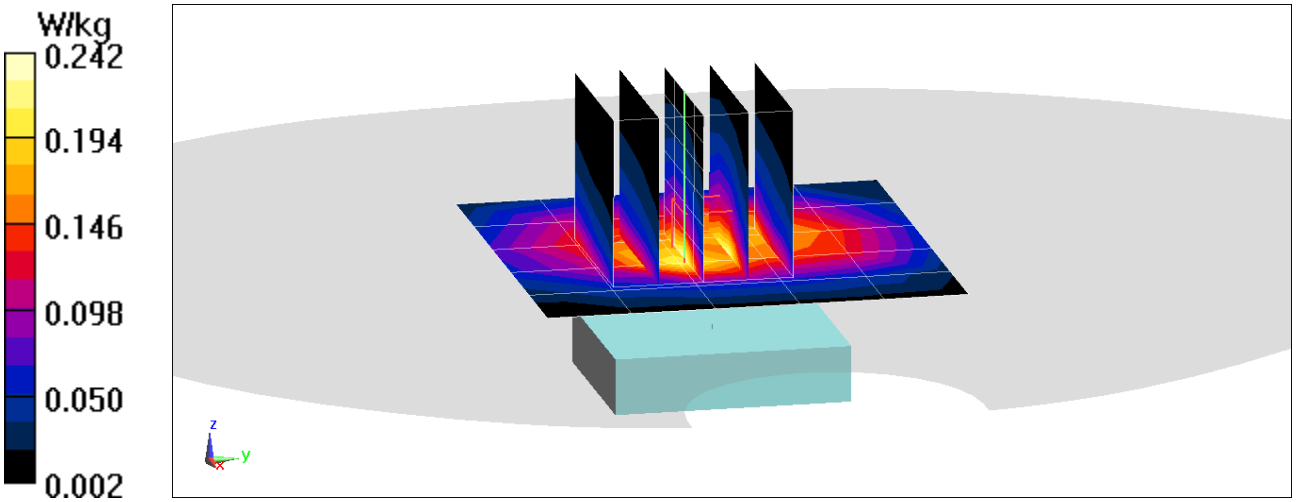

# PCTEST

**DUT: BCG-A2375; Type: Watch; Serial: GY6CQ00MQ604**

Communication System: UID 0, _LTE Band 25 (PCS); Frequency: 1905 MHz; Duty Cycle: 1:1
Medium: 1900 MHz Head Medium parameters used (interpolated):
f = 1905 MHz; $\sigma$ = 1.432 S/m; $\varepsilon_r$ = 38.916; $\rho$ = 1000 kg/m$^3$
Phantom section: Flat Section; Space: 1.0 cm

Test Date: 06-24-2020; Ambient Temp: 20.9°C; Tissue Temp: 21.3°C

Probe: EX3DV4 - SN7490; ConvF(8.27, 8.27, 8.27) @ 1905 MHz; Calibrated: 12/13/2019
Sensor-Surface: 1.4mm (Mechanical Surface Detection)
Electronics: DAE4 Sn1532; Calibrated: 12/5/2019
Phantom: SAM Sub; Type: SAM 4.0; Serial: TP-1403
Measurement SW: DASY52, Version 52.10 (4);SEMCAD X Version 14.6.14 (7483)

**Mode: LTE Band 25 (PCS), Head SAR, Front side, High.ch,**
**20 MHz Bandwidth, QPSK, 1 RB, 0 RB Offset**
**Aluminum, Metal Loop Wrist Band**

**Area Scan (6x6x1):** Measurement grid: dx=15mm, dy=15mm
**Zoom Scan (5x5x7)/Cube 0:** Measurement grid: dx=8mm, dy=8mm, dz=5mm
Reference Value = 7.967 V/m; Power Drift = 0.07 dB
Peak SAR (extrapolated) = 0.153 W/kg
**SAR(1 g) = 0.092 W/kg**

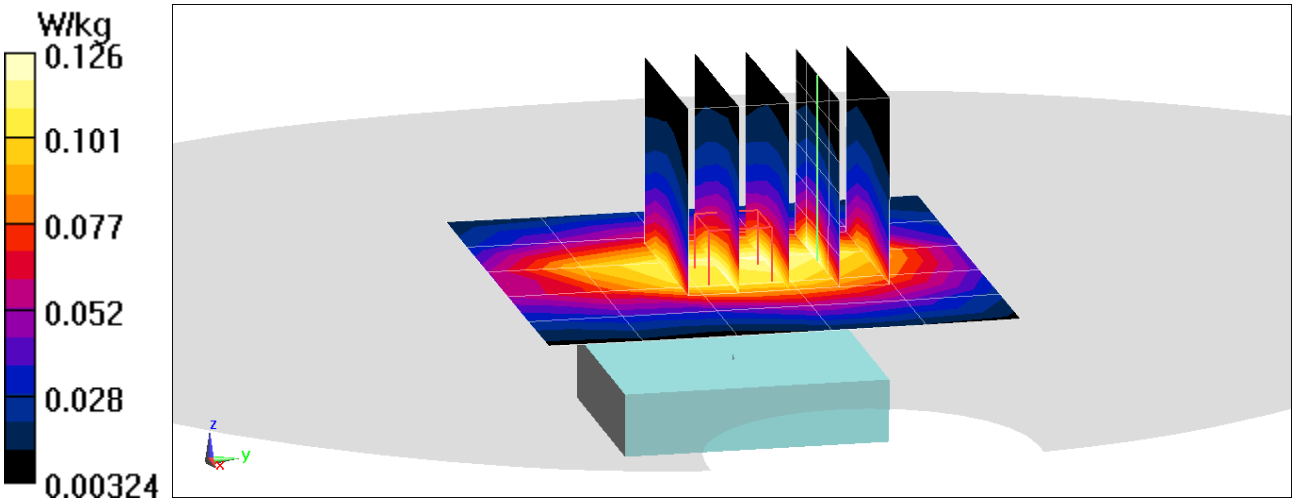

# PCTEST

**DUT: BCG-A2375; Type: Watch; Serial: GY6CR01MQ60H**

Communication System: UID 0, _LTE Band 7; Frequency: 2560 MHz; Duty Cycle: 1:1
Medium: 2450 MHz Head Medium parameters used (interpolated):
f = 2560 MHz; $\sigma$ = 1.883 S/m; $\varepsilon_r$ = 38.648; $\rho$ = 1000 kg/m$^3$
Phantom section: Flat Section; Space: 1.0 cm

Test Date: 07-16-2020; Ambient Temp: 22.7°C; Tissue Temp: 23.1°C

Probe: EX3DV4 - SN7427; ConvF(7, 7, 7) @ 2560 MHz; Calibrated: 2/19/2020
Sensor-Surface: 1.4mm (Mechanical Surface Detection)
Electronics: DAE4 Sn1403; Calibrated: 2/13/2020
Phantom: Twin-SAM V4.0; Type: QD 000 P40 CD; Serial: 1736
Measurement SW: DASY52, Version 52.10 (4);SEMCAD X Version 14.6.14 (7483)

**Mode: LTE Band 7, Head SAR, Front side, High.ch,**
**20 MHz Bandwidth, QPSK, 1 RB, 99 RB Offset**
**Stainless Steel, Sport Wrist Band**

**Area Scan (7x7x1):** Measurement grid: dx=12mm, dy=12mm
**Zoom Scan (7x7x7)/Cube 0:** Measurement grid: dx=5mm, dy=5mm, dz=5mm
Reference Value = 18.28 V/m; Power Drift = 0.00 dB
Peak SAR (extrapolated) = 1.07 W/kg
**SAR(1 g) = 0.581 W/kg**

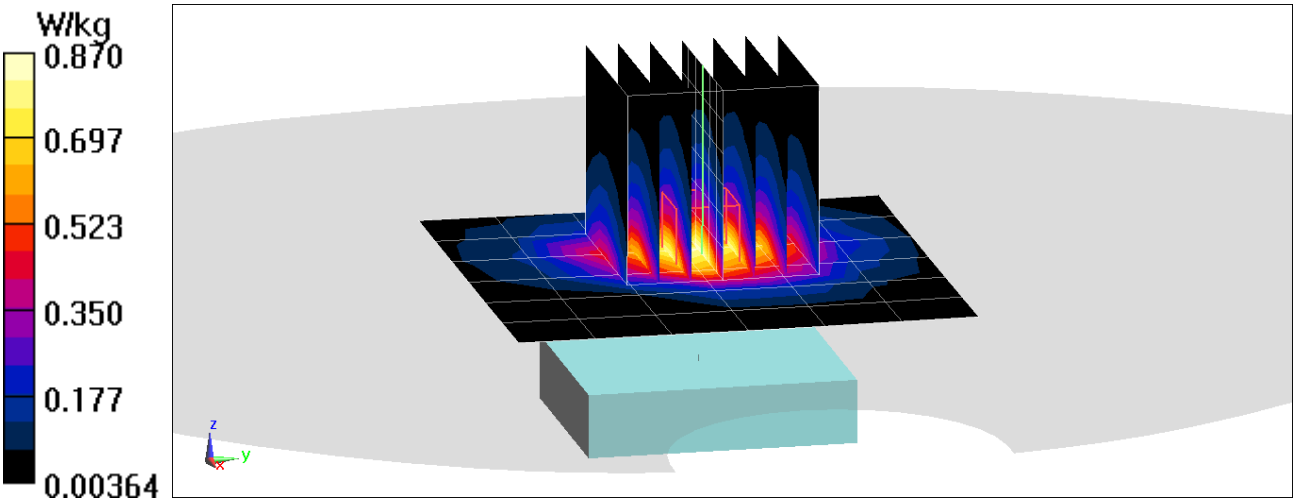

# PCTEST

**DUT: BCG-A2375; Type: Watch; Serial: GY6CR00MQ60V**

Communication System: UID 0, LTE Band 41 (Class 3); Frequency: 2680 MHz; Duty Cycle: 1:1.58
Medium: 2450 MHz Head Medium parameters used (interpolated):
f = 2680 MHz; $\sigma$ = 1.981 S/m; $\varepsilon_r$ = 38.51; $\rho$ = 1000 kg/m$^3$
Phantom section: Flat Section; Space: 1.0 cm

Test Date: 07-06-2020; Ambient Temp: 22.5°C; Tissue Temp: 21.2°C

Probe: EX3DV4 - SN7427; ConvF(7, 7, 7) @ 2680 MHz; Calibrated: 2/19/2020
Sensor-Surface: 1.4mm (Mechanical Surface Detection)
Electronics: DAE4 Sn1403; Calibrated: 2/13/2020
Phantom: Twin-SAM V4.0; Type: QD 000 P40 CD; Serial: 1736
Measurement SW: DASY52, Version 52.10 (4);SEMCAD X Version 14.6.14 (7483)

**Mode: LTE Band 41, Head SAR, Front side, High.ch,**
**20 MHz Bandwidth, QPSK, 1 RB, 50 RB Offset**
**Titanium, Sport Wrist Band**

**Area Scan (7x7x1):** Measurement grid: dx=12mm, dy=12mm
**Zoom Scan (7x7x7)/Cube 0:** Measurement grid: dx=5mm, dy=5mm, dz=5mm
Reference Value = 14.48 V/m; Power Drift = 0.05 dB
Peak SAR (extrapolated) = 0.713 W/kg
**SAR(1 g) = 0.375 W/kg**

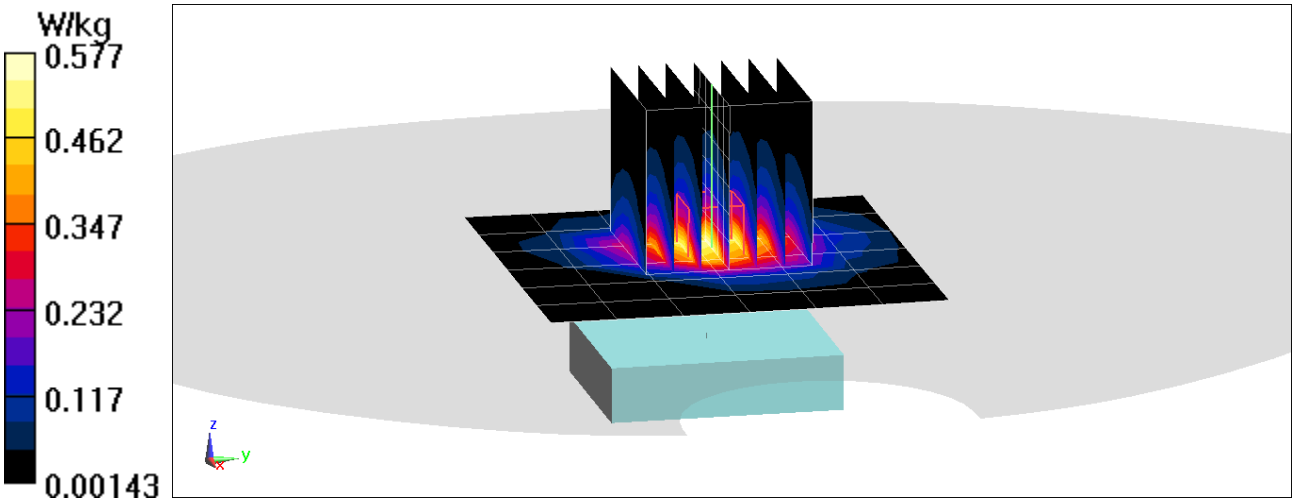

# PCTEST

**DUT: BCG-A2375; Type: Watch; Serial: GY6CR01JQ604**

Communication System: UID 0, _IEEE 802.11b; Frequency: 2437 MHz; Duty Cycle: 1:1
Medium: 2450 MHz Head Medium parameters used (interpolated):
f = 2437 MHz; $\sigma$ = 1.864 S/m; $\varepsilon_r$ = 38.646; $\rho$ = 1000 kg/m$^3$
Phantom section: Flat Section; Space: 1.0 cm

Test Date: 07-22-2020; Ambient Temp: 21.9°C; Tissue Temp: 20.3°C

Probe: EX3DV4 - SN7490; ConvF(7.84, 7.84, 7.84) @ 2437 MHz; Calibrated: 12/13/2019
Sensor-Surface: 1.4mm (Mechanical Surface Detection)
Electronics: DAE4 Sn1532; Calibrated: 12/5/2019
Phantom: Twin-SAM V4.0 SUB use; Type: QD 000 P40 CC; Serial: 1403
Measurement SW: DASY52, Version 52.10 (4);SEMCAD X Version 14.6.14 (7483)

**Mode: IEEE 802.11b, 22 MHz Bandwidth,**
**Head SAR, Ch 6, 1 Mbps, Front Side**
**Aluminum, Sport Wrist Band**

**Area Scan (7x7x1):** Measurement grid: dx=12mm, dy=12mm
**Zoom Scan (7x7x7)/Cube 0:** Measurement grid: dx=5mm, dy=5mm, dz=5mm
Reference Value = 8.082 V/m; Power Drift = -0.07 dB
Peak SAR (extrapolated) = 0.196 W/kg
**SAR(1 g) = 0.107 W/kg**

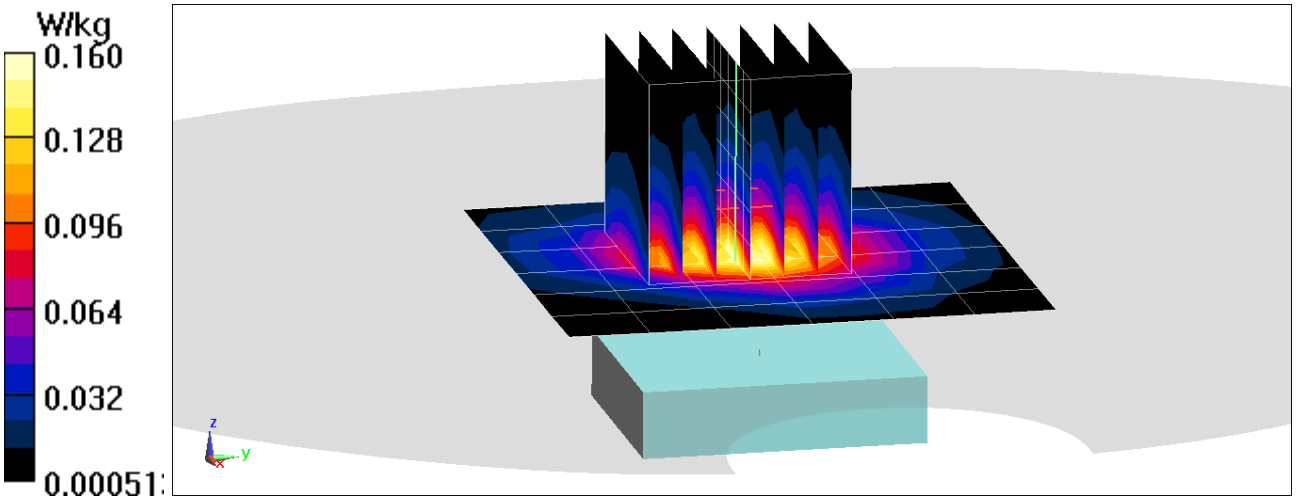

# PCTEST

**DUT: BCG-A2375; Type: Watch; Serial: GY6CR01PQ60V**

Communication System: UID 0, 802.11a 5.2-5.8 GHz Band; Frequency: 5600 MHz; Duty Cycle: 1:1
Medium: 5 GHz Head Medium parameters used:
f = 5600 MHz; $\sigma$ = 4.96 S/m; $\varepsilon_r$ = 34.335; $\rho$ = 1000 kg/m$^3$
Phantom section: Flat Section; Space: 1.0 cm

Test Date: 07-27-2020; Ambient Temp: 22.9°C; Tissue Temp: 21.3°C

Probe: EX3DV4 - SN7427; ConvF(4.61, 4.61, 4.61) @ 5600 MHz; Calibrated: 2/19/2020
Sensor-Surface: 1.4mm (Mechanical Surface Detection)
Electronics: DAE4 Sn1403; Calibrated: 2/13/2020
Phantom: Twin-SAM V4.0; Type: QD 000 P40 CD; Serial: 1736
Measurement SW: DASY52, Version 52.10 (4);SEMCAD X Version 14.6.14 (7483)

**Mode: IEEE 802.11a, UNII-2C, 20 MHz Bandwidth,**
**Head SAR, Ch 120, 6 Mbps, Front Side,**
**Titanium, Metal Loop Wrist Band**

**Area Scan (8x8x1):** Measurement grid: dx=10mm, dy=10mm
**Zoom Scan (7x7x8)/Cube 0:** Measurement grid: dx=4mm, dy=4mm, dz=1.4mm; Graded Ratio: 1.4
Reference Value = 5.303 V/m; Power Drift = 0.09 dB
Peak SAR (extrapolated) = 0.513 W/kg
**SAR(1 g) = 0.124 W/kg**

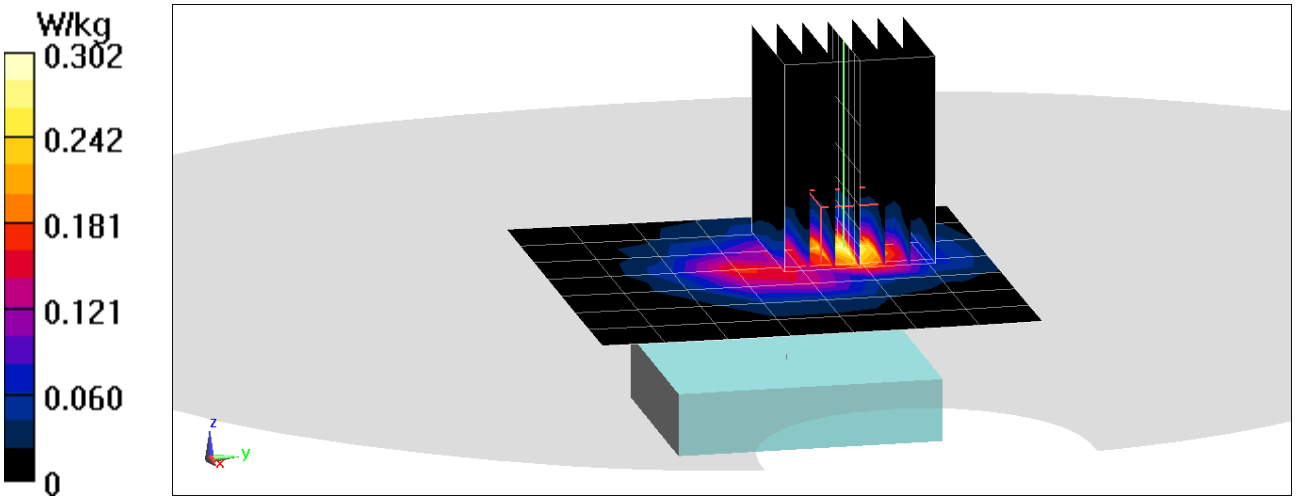

# PCTEST

**DUT: BCG-A2375; Type: Watch; Serial: GY6CR003Q60H**

Communication System: UID 0, Bluetooth; Frequency: 2480 MHz; Duty Cycle: 1:1
Medium: 2450 MHz Head Medium parameters used (interpolated):
f = 2480 MHz; $\sigma$ = 1.878 S/m; $\varepsilon_r$ = 38.282; $\rho$ = 1000 kg/m$^3$
Phantom section: Flat Section; Space: 1.0 cm

Test Date: 07-26-2020; Ambient Temp: 21.1°C; Tissue Temp: 21.4°C

Probe: EX3DV4 - SN7490; ConvF(7.84, 7.84, 7.84) @ 2480 MHz; Calibrated: 12/13/2019
Sensor-Surface: 1.4mm (Mechanical Surface Detection)
Electronics: DAE4 Sn1532; Calibrated: 12/5/2019
Phantom: Twin-SAM V4.0 SUB use; Type: QD 000 P40 CC; Serial: 1403
Measurement SW: DASY52, Version 52.10 (4);SEMCAD X Version 14.6.14 (7483)

**Mode: Bluetooth, Head SAR, Ch 78, 1 Mbps, Front Side**
**Stainless Steel, Sport Wrist Band**

**Area Scan (7x7x1):** Measurement grid: dx=12mm, dy=12mm
**Zoom Scan (7x7x7)/Cube 0:** Measurement grid: dx=5mm, dy=5mm, dz=5mm
Reference Value = 5.118 V/m; Power Drift = 0.00 dB
Peak SAR (extrapolated) = 0.0840 W/kg
**SAR(1 g) = 0.044 W/kg**

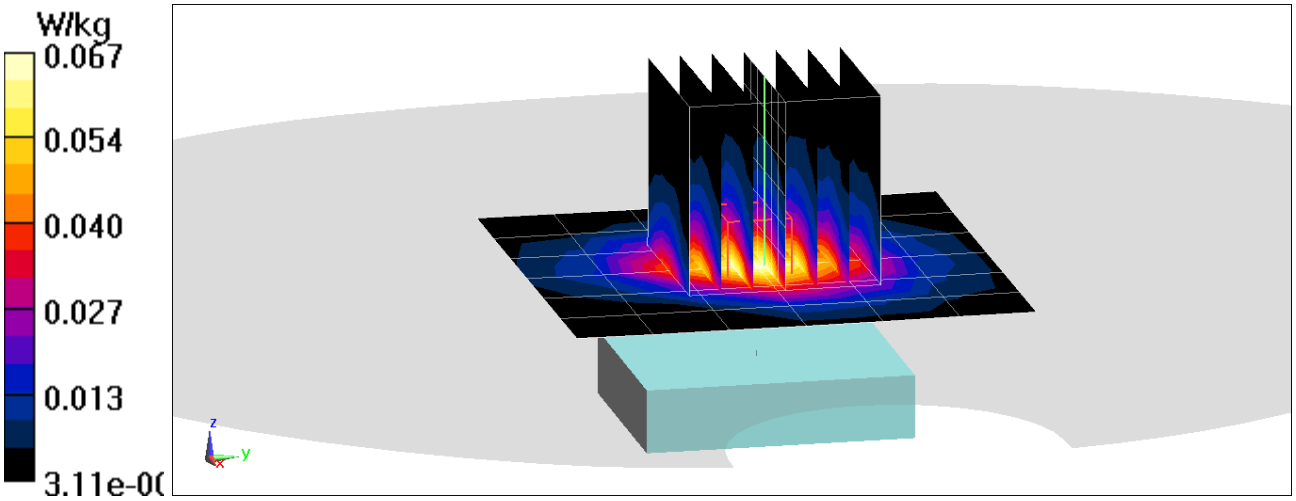

# PCTEST

**DUT: BCG-A2375; Type: Watch; Serial: GY6CR01JQ604**

Communication System: UID 0, UMTS; Frequency: 836.6 MHz; Duty Cycle: 1:1
Medium: 835 MHz Body Medium parameters used (interpolated):
f = 836.6 MHz; $\sigma$ = 0.979 S/m; $\varepsilon_r$ = 53.646; $\rho$ = 1000 kg/m$^3$
Phantom section: Flat Section; Space: 0.0 cm

Test Date: 07-10-2020; Ambient Temp: 19.9°C; Tissue Temp: 20.8°C

Probe: EX3DV4 - SN7421; ConvF(9.42, 9.42, 9.42) @ 836.6 MHz; Calibrated: 3/20/2020
Sensor-Surface: 1.4mm (Mechanical Surface Detection)
Electronics: DAE4 Sn604; Calibrated: 3/19/2020
Phantom: Twin-SAM V4.0; Type: QD 000 P40 CC; Serial: 1179
Measurement SW: DASY52, Version 52.10 (4);SEMCAD X Version 14.6.14 (7483)

**Mode: UMTS 850, Extremity SAR, Back side, Mid.ch**
**Aluminum, Metal Links Wrist Band**

**Area Scan (6x6x1):** Measurement grid: dx=15mm, dy=15mm
**Zoom Scan (13x13x8)/Cube 0:** Measurement grid: dx=2.8mm, dy=2.8mm, dz=1.4mm; Graded Ratio: 1.4
Reference Value = 11.25 V/m; Power Drift = -0.01 dB
Peak SAR (extrapolated) = 1.52 W/kg
**SAR(10 g) = 0.125 W/kg**

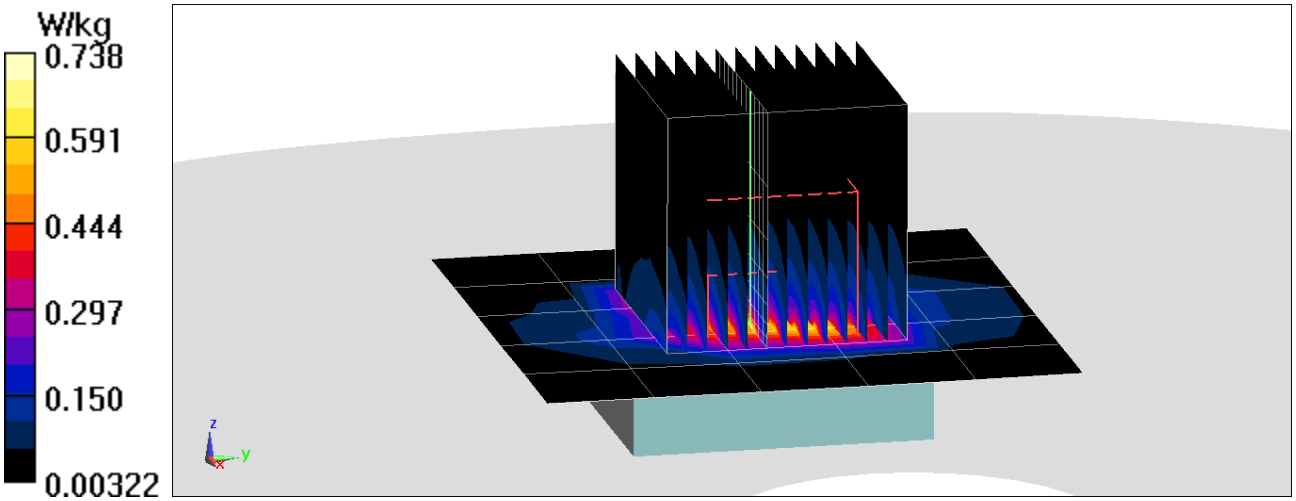

# PCTEST

**DUT: BCG-A2375; Type: Watch; Serial: GY6CQ024Q604**

Communication System: UID 0, UMTS; Frequency: 1732.4 MHz; Duty Cycle: 1:1
Medium: 1750 MHz Body Medium parameters used (interpolated):
f = 1732.4 MHz; $\sigma$ = 1.467 S/m; $\varepsilon_r$ = 52.151; $\rho$ = 1000 kg/m$^3$
Phantom section: Flat Section; Space: 0.0 cm

Test Date: 07-02-2020; Ambient Temp: 21.4°C; Tissue Temp: 20.3°C

Probe: EX3DV4 - SN3837; ConvF(7.88, 7.88, 7.88) @ 1732.4 MHz; Calibrated: 1/20/2020
Sensor-Surface: 1.4mm (Mechanical Surface Detection)
Electronics: DAE4 Sn793; Calibrated: 1/14/2020
Phantom: Twin-SAM V4.0 Main; Type: QD 000 P40 CC; Serial: 1114
Measurement SW: DASY52, Version 52.10 (4);SEMCAD X Version 14.6.14 (7483)

**Mode: UMTS 1750, Extremity SAR, Back side, Mid.ch**
**Aluminum, Metal Links Wrist Band**

**Area Scan (6x6x1):** Measurement grid: dx=15mm, dy=15mm
**Zoom Scan (5x6x7)/Cube 0:** Measurement grid: dx=8mm, dy=8mm, dz=5mm
Reference Value = 7.632 V/m; Power Drift = -0.01 dB
Peak SAR (extrapolated) = 0.140 W/kg
**SAR(10 g) = 0.049 W/kg**

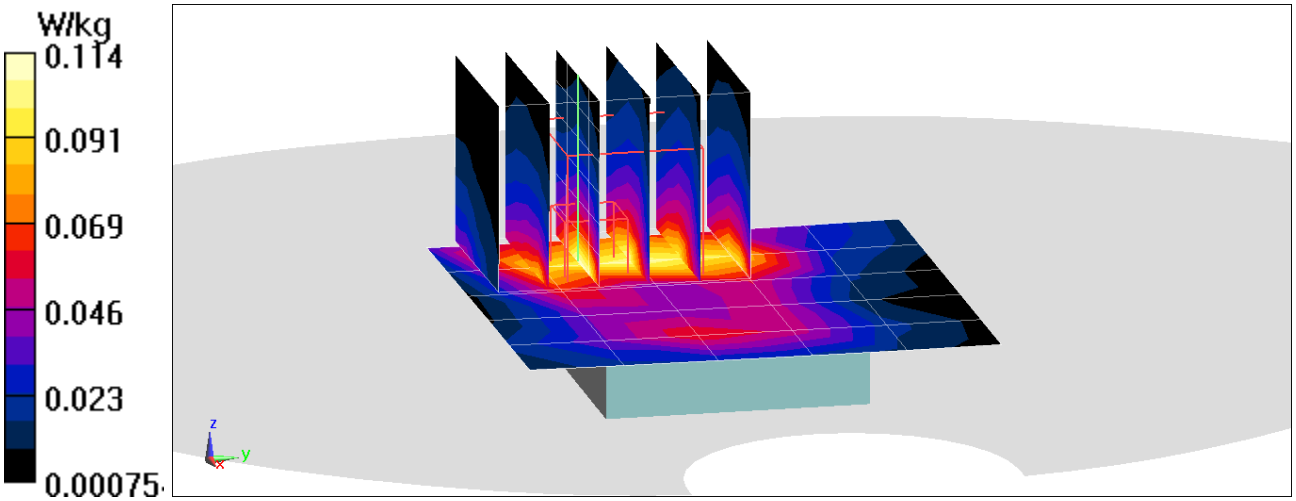

# PCTEST

**DUT: BCG-A2375; Type: Watch; Serial: GY6CQ024Q604**

Communication System: UID 0, UMTS; Frequency: 1880 MHz; Duty Cycle: 1:1
Medium: 1900 MHz Body Medium parameters used:
f = 1880 MHz; $\sigma$ = 1.567 S/m; $\varepsilon_r$ = 51.876; $\rho$ = 1000 kg/m$^3$
Phantom section: Flat Section; Space: 0.0 cm

Test Date: 07-02-2020; Ambient Temp: 21.4°C; Tissue Temp: 20.3°C

Probe: EX3DV4 - SN3837; ConvF(7.68, 7.68, 7.68) @ 1880 MHz; Calibrated: 1/20/2020
Sensor-Surface: 1.4mm (Mechanical Surface Detection)
Electronics: DAE4 Sn793; Calibrated: 1/14/2020
Phantom: Twin-SAM V4.0 Main; Type: QD 000 P40 CC; Serial: 1114
Measurement SW: DASY52, Version 52.10 (4);SEMCAD X Version 14.6.14 (7483)

**Mode: UMTS 1900, Extremity SAR, Back side, Mid.ch**
**Aluminum, Metal Links Wrist Band**

**Area Scan (6x6x1):** Measurement grid: dx=15mm, dy=15mm
**Zoom Scan (5x5x7)/Cube 0:** Measurement grid: dx=8mm, dy=8mm, dz=5mm
Reference Value = 6.690 V/m; Power Drift = -0.04 dB
Peak SAR (extrapolated) = 0.128 W/kg
**SAR(10 g) = 0.042 W/kg**

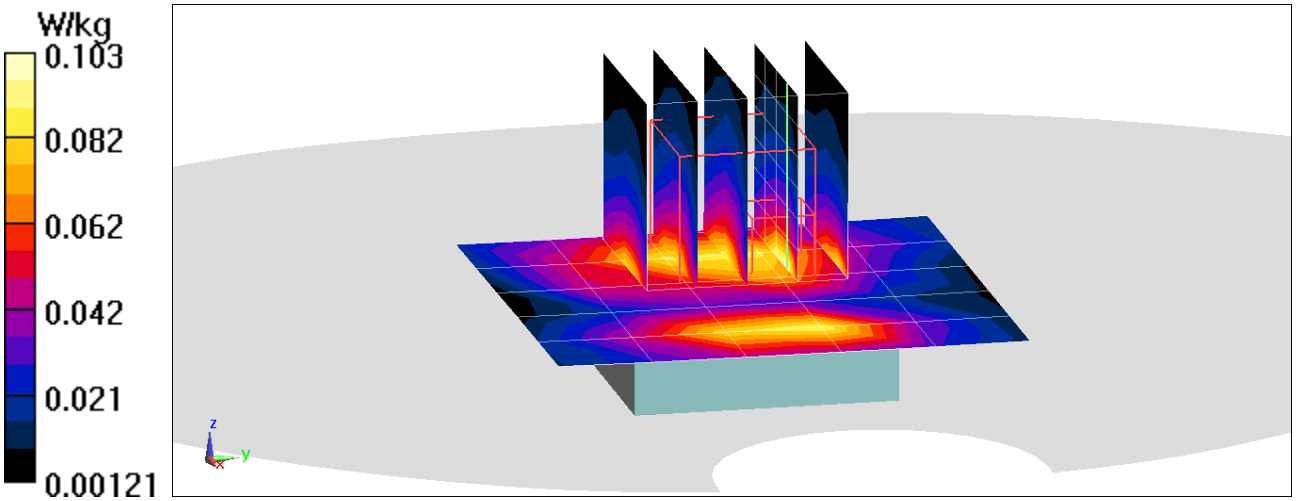

# PCTEST

**DUT: BCG-A2375; Type: Watch; Serial: GY6CR00NQ60H**

Communication System: UID 0, _LTE Band 26; Frequency: 831.5 MHz; Duty Cycle: 1:1
Medium: 850 MHz Body Medium parameters used (interpolated):
f = 831.5 MHz; $\sigma$ = 0.963 S/m; $\varepsilon_r$ = 53.164; $\rho$ = 1000 kg/m$^3$
Phantom section: Flat Section; Space: 0.0 cm

Test Date: 07-06-2020; Ambient Temp: 21.1°C; Tissue Temp: 20.9°C

Probe: EX3DV4 - SN7421; ConvF(9.42, 9.42, 9.42) @ 831.5 MHz; Calibrated: 3/20/2020
Sensor-Surface: 1.4mm (Mechanical Surface Detection)
Electronics: DAE4 Sn604; Calibrated: 3/19/2020
Phantom: Twin-SAM V4.0; Type: QD 000 P40 CC; Serial: 1179
Measurement SW: DASY52, Version 52.10 (4);SEMCAD X Version 14.6.14 (7483)

**Mode: LTE Band 26 (Cell.), Extremity SAR, Back side, Mid.ch,**
**10 MHz Bandwidth, QPSK, 1 RB, 49 RB Offset**
**Stainless Steel, Metal Links Wrist Band**

**Area Scan (6x6x1):** Measurement grid: dx=15mm, dy=15mm
**Zoom Scan (13x13x8)/Cube 0:** Measurement grid: dx=2.7mm, dy=2.7mm, dz=1.4mm; Graded Ratio: 1.4
Reference Value = 16.63 V/m; Power Drift = 0.01 dB
Peak SAR (extrapolated) = 3.37 W/kg
**SAR(10 g) = 0.139 W/kg**

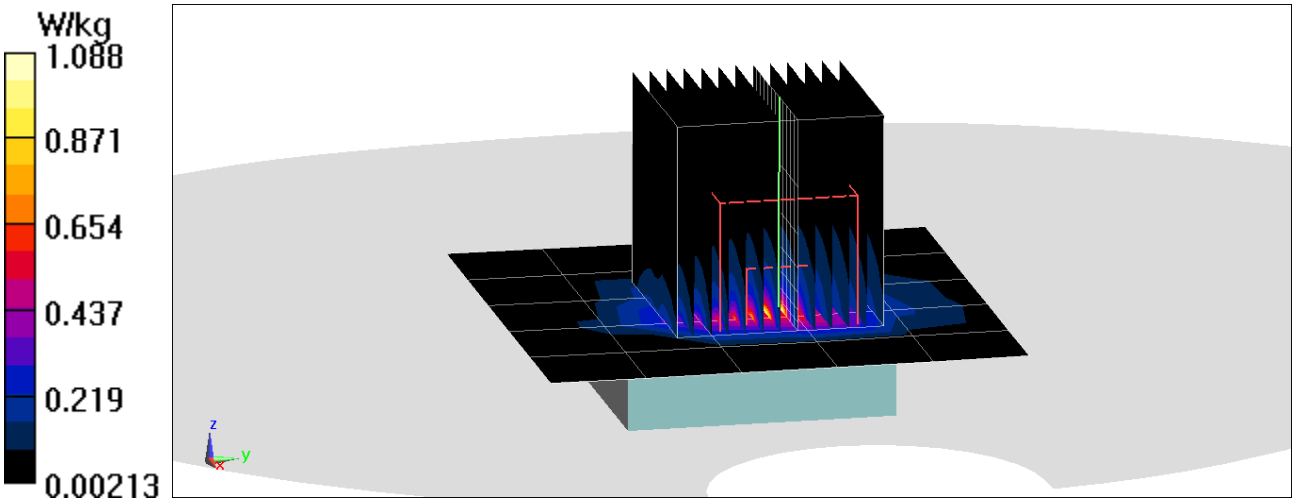

# PCTEST

**DUT: BCG-A2375; Type: Watch; Serial: GY6CR00NQ60H**

Communication System: UID 0, LTE Band 5; Frequency: 836.5 MHz; Duty Cycle: 1:1
Medium: 850 MHz Body Medium parameters used (interpolated):
f = 836.5 MHz; $\sigma$ = 0.972 S/m; $\varepsilon_r$ = 52.871; $\rho$ = 1000 kg/m$^3$
Phantom section: Flat Section; Space: 0.0 cm

Test Date: 06-25-2020; Ambient Temp: 21.6°C; Tissue Temp: 21.3°C

Probe: EX3DV4 - SN7421; ConvF(9.42, 9.42, 9.42) @ 836.5 MHz; Calibrated: 3/20/2020
Sensor-Surface: 1.4mm (Mechanical Surface Detection)
Electronics: DAE4 Sn604; Calibrated: 3/19/2020
Phantom: Twin-SAM V4.0; Type: QD 000 P40 CC; Serial: 1179
Measurement SW: DASY52, Version 52.10 (4);SEMCAD X Version 14.6.14 (7483)

**Mode: LTE Band 5 (Cell.), Extremity SAR, Back side, Mid.ch,**
**10 MHz Bandwidth, QPSK, 1 RB, 25 RB Offset**
**Stainless Steel, Metal Links Wrist Band**

**Area Scan (6x6x1):** Measurement grid: dx=15mm, dy=15mm
**Zoom Scan (13x14x8)/Cube 0:** Measurement grid: dx=2.8mm, dy=2.8mm, dz=1.4mm; Graded Ratio: 1.4
Reference Value = 14.88 V/m; Power Drift = -0.19 dB
Peak SAR (extrapolated) = 1.94 W/kg
**SAR(10 g) = 0.140 W/kg**

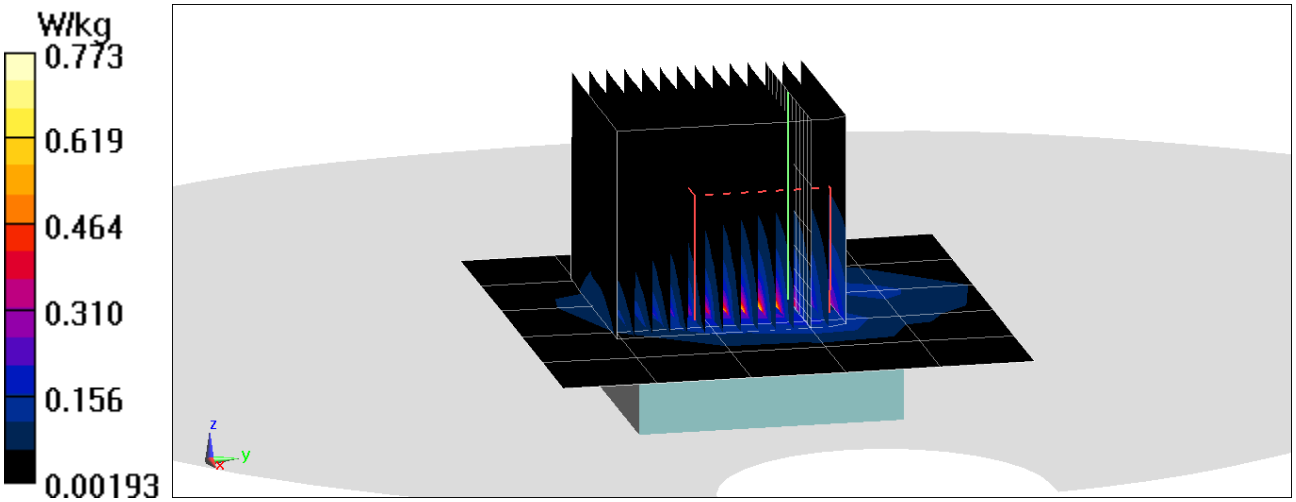

# PCTEST

**DUT: BCG-A2375; Type: Watch; Serial: GY6CQ00MQ604**

Communication System: UID 0, _LTE Band 66 (AWS); Frequency: 1720 MHz; Duty Cycle: 1:1
Medium: 1750 MHz Body Medium parameters used (interpolated):
f = 1720 MHz; $\sigma$ = 1.447 S/m; $\varepsilon_r$ = 51.27; $\rho$ = 1000 kg/m$^3$
Phantom section: Flat Section; Space: 0.0 cm

Test Date: 06-26-2020; Ambient Temp: 23.8°C; Tissue Temp: 20.5°C

Probe: EX3DV4 - SN3837; ConvF(7.88, 7.88, 7.88) @ 1720 MHz; Calibrated: 1/20/2020
Sensor-Surface: 1.4mm (Mechanical Surface Detection)
Electronics: DAE4 Sn793; Calibrated: 1/14/2020
Phantom: Twin-SAM V4.0 Main; Type: QD 000 P40 CC; Serial: 1114
Measurement SW: DASY52, Version 52.10 (4);SEMCAD X Version 14.6.14 (7483)

**Mode: LTE Band 66 (AWS), Extremity SAR, Back side, Low.ch,**
**20 MHz Bandwidth, QPSK, 1 RB, 50 RB Offset**
**Aluminum, Metal Links Wrist Band**

**Area Scan (6x6x1):** Measurement grid: dx=15mm, dy=15mm
**Zoom Scan (5x5x7)/Cube 0:** Measurement grid: dx=8mm, dy=8mm, dz=5mm
Reference Value = 6.375 V/m; Power Drift = 0.01 dB
Peak SAR (extrapolated) = 0.105 W/kg
**SAR(10 g) = 0.035 W/kg**

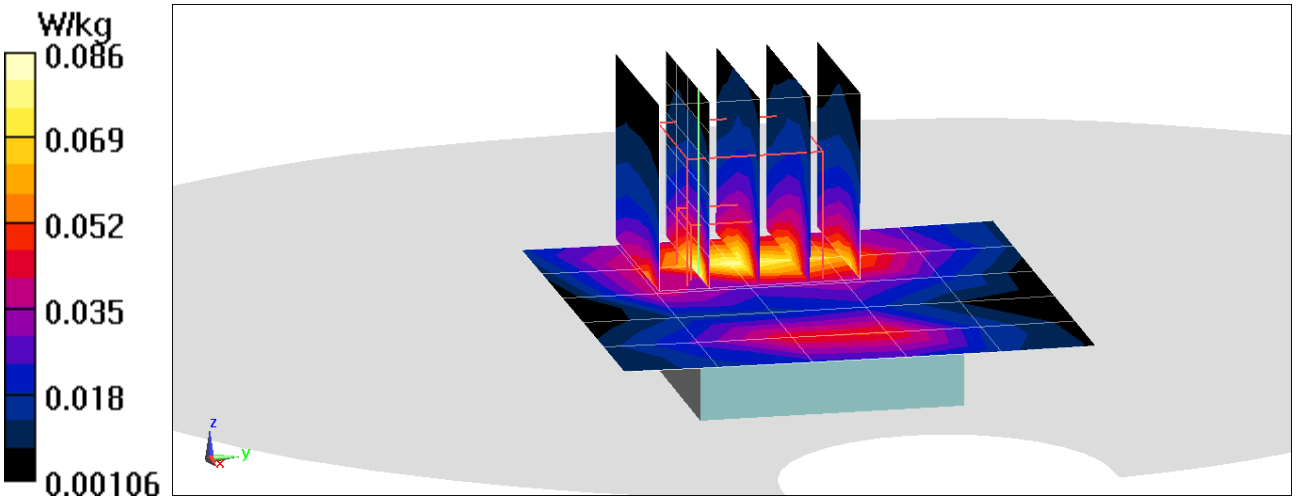

# PCTEST

**DUT: BCG-A2375; Type: Watch; Serial: GY6CR00NQ60H**

Communication System: UID 0, _LTE Band 25 (PCS); Frequency: 1905 MHz; Duty Cycle: 1:1
Medium: 1900 MHz Body Medium parameters used (interpolated):
f = 1905 MHz; $\sigma$ = 1.578 S/m; $\varepsilon_r$ = 51.072; $\rho$ = 1000 kg/m$^3$
Phantom section: Flat Section; Space: 0.0 cm

Test Date: 06-26-2020; Ambient Temp: 23.8°C; Tissue Temp: 20.5°C

Probe: EX3DV4 - SN3837; ConvF(7.68, 7.68, 7.68) @ 1905 MHz; Calibrated: 1/20/2020
Sensor-Surface: 1.4mm (Mechanical Surface Detection)
Electronics: DAE4 Sn793; Calibrated: 1/14/2020
Phantom: Twin-SAM V4.0 Main; Type: QD 000 P40 CC; Serial: 1114
Measurement SW: DASY52, Version 52.10 (4);SEMCAD X Version 14.6.14 (7483)

**Mode: LTE Band 25 (PCS), Extremity SAR, Back side, High.ch,**
**20 MHz Bandwidth, QPSK, 1 RB, 0 RB Offset**
**Stainless Steel, Metal Links Wrist Band**

**Area Scan (6x6x1):** Measurement grid: dx=15mm, dy=15mm
**Zoom Scan (6x6x7)/Cube 0:** Measurement grid: dx=8mm, dy=8mm, dz=5mm
Reference Value = 6.961 V/m; Power Drift = -0.07 dB
Peak SAR (extrapolated) = 0.144 W/kg
**SAR(10 g) = 0.040 W/kg**

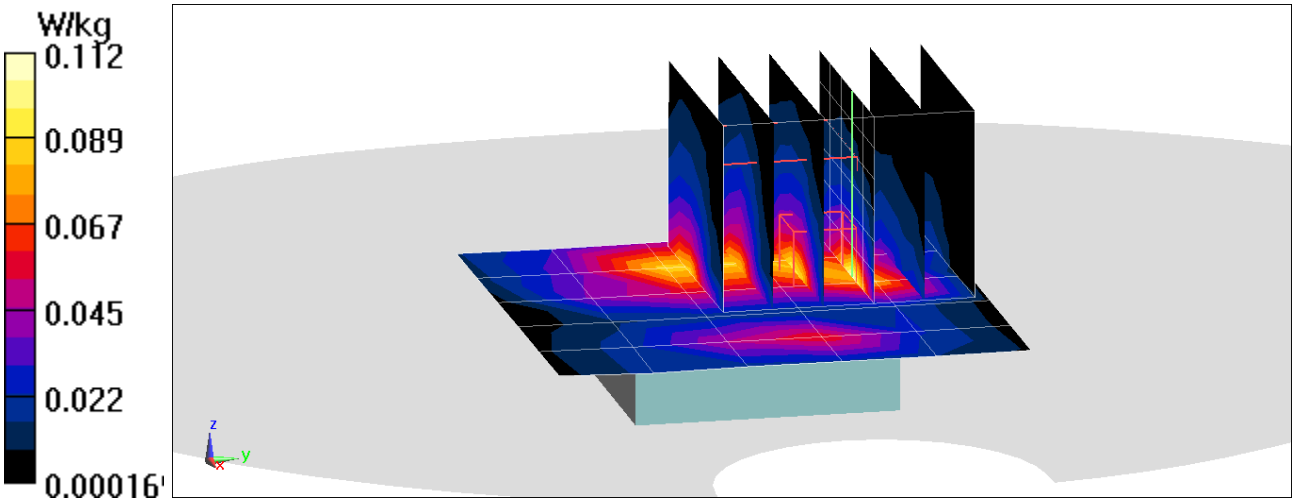

# PCTEST

**DUT: BCG-A2375; Type: Watch; Serial: GY6CQ00KQ604**

Communication System: UID 0, _LTE Band 7; Frequency: 2560 MHz; Duty Cycle: 1:1
Medium: 2450 MHz Body Medium parameters used (interpolated):
f = 2560 MHz; $\sigma$ = 2.151 S/m; $\varepsilon_r$ = 50.829; $\rho$ = 1000 kg/m$^3$
Phantom section: Flat Section; Space: 0.0 cm

Test Date: 07-17-2020; Ambient Temp: 22.7°C; Tissue Temp: 20.4°C

Probe: EX3DV4 - SN7416; ConvF(7.23, 7.23, 7.23) @ 2560 MHz; Calibrated: 6/22/2020
Sensor-Surface: 1.4mm (Mechanical Surface Detection)
Electronics: DAE4 Sn701; Calibrated: 6/11/2020
Phantom: Twin-SAM V8.0; Type: QD 000 P41 Ax; Serial: 1936
Measurement SW: DASY52, Version 52.10 (4);SEMCAD X Version 14.6.14 (7483)

**LTE Band 7, Extremity SAR, Back side, High.ch,**
**20 MHz Bandwidth, QPSK, 1 RB, 99 RB Offset**
**Aluminum, Sport Wrist Band**

**Area Scan (7x7x1):** Measurement grid: dx=12mm, dy=12mm
**Zoom Scan (7x7x7)/Cube 0:** Measurement grid: dx=5mm, dy=5mm, dz=5mm
Reference Value = 8.017 V/m; Power Drift = 0.15 dB
Peak SAR (extrapolated) = 0.261 W/kg
**SAR(10 g) = 0.058 W/kg**

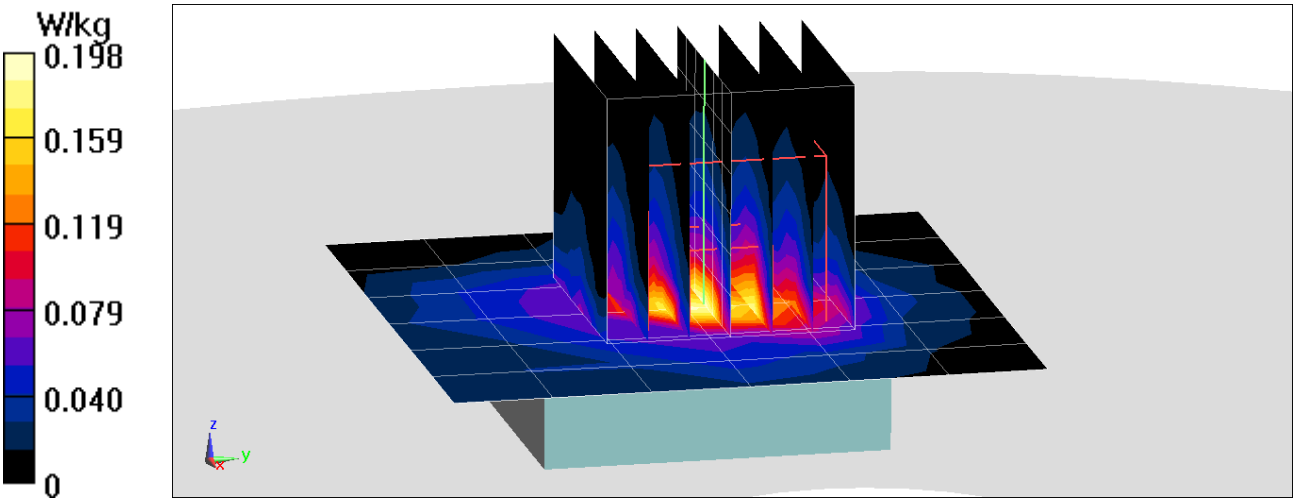

# PCTEST

**DUT: BCG-A2375; Type: Watch; Serial: GY6CR01CQ60H**

Communication System: UID 0, LTE Band 41 (Class 3); Frequency: 2680 MHz; Duty Cycle: 1:1.58
Medium: 2300-2600 MHz Medium parameters used (interpolated):
f = 2680 MHz; $\sigma$ = 2.347 S/m; $\varepsilon_r$ = 50.59; $\rho$ = 1000 kg/m$^3$
Phantom section: Flat Section; Space: 0.0 cm

Test Date: 06-28-2020; Ambient Temp: 21.1°C; Tissue Temp: 21.0°C

Probe: EX3DV4 - SN7491; ConvF(7.45, 7.45, 7.45) @ 2680 MHz; Calibrated: 7/16/2019
Sensor-Surface: 1.4mm (Mechanical Surface Detection)
Electronics: DAE4 Sn1402; Calibrated: 7/10/2019
Phantom: Twin-SAM V8.0; Type: QD 000 P41 Ax; Serial: 1936
Measurement SW: DASY52, Version 52.10 (4);SEMCAD X Version 14.6.14 (7483)

**Mode: LTE Band 41, Extremity SAR, Back side, High.ch,**
**20 MHz Bandwidth, QPSK, 1 RB, 50 RB Offset**
**Stainless Steel, Metal Links Wrist Band**

**Area Scan (7x7x1):** Measurement grid: dx=12mm, dy=12mm
**Zoom Scan (7x7x7)/Cube 0:** Measurement grid: dx=5mm, dy=5mm, dz=5mm
Reference Value = 10.82 V/m; Power Drift = -0.04 dB
Peak SAR (extrapolated) = 0.597 W/kg
**SAR(10 g) = 0.071 W/kg**

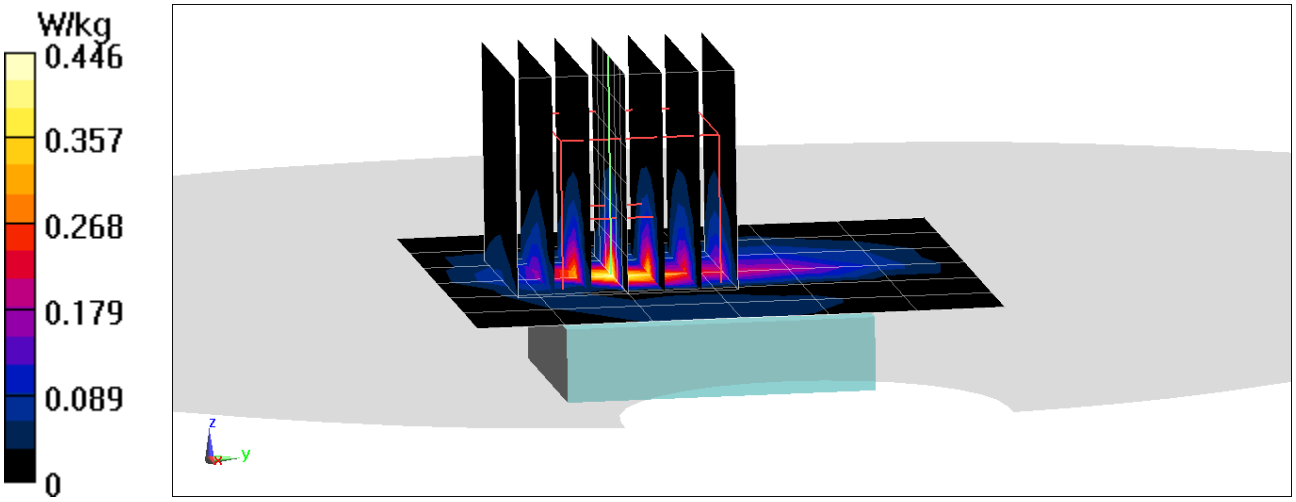

# PCTEST

**DUT: BCG-A2375; Type: Watch; Serial: GY6CR013Q60V**

Communication System: UID 0, IEEE 802.11b; Frequency: 2437 MHz; Duty Cycle: 1:1
Medium: 2450 MHz Body Medium parameters used (interpolated):
f = 2437 MHz; $\sigma$ = 1.982 S/m; $\varepsilon_r$ = 51.528; $\rho$ = 1000 kg/m$^3$
Phantom section: Flat Section; Space: 0.0 cm

Test Date: 07-22-2020; Ambient Temp: 23.1 °C; Tissue Temp: 22.8 °C

Probe: EX3DV4 - SN3949; ConvF(7.75, 7.75, 7.75) @ 2437 MHz; Calibrated: 8/29/2019
Sensor-Surface: 1.4mm (Mechanical Surface Detection)
Electronics: DAE4 Sn1408; Calibrated: 8/12/2019
Phantom: Twin-SAM V4.0; Type: QD 000 P40 CC; Serial: 1596
Measurement SW: DASY52, Version 52.10 (4);SEMCAD X Version 14.6.14 (7483)

**Mode: IEEE 802.11b, 22 MHz Bandwidth,**
**Extremity SAR, Ch 6, 1 Mbps, Back Side**
**Titanium, Sport Wrist Band**

**Area Scan (7x7x1):** Measurement grid: dx=12mm, dy=12mm
**Zoom Scan (9x7x7)/Cube 0:** Measurement grid: dx=5mm, dy=5mm, dz=5mm
Reference Value = 3.485 V/m; Power Drift = 0.18 dB
Peak SAR (extrapolated) = 0.143 W/kg
**SAR(10 g) = 0.013 W/kg**

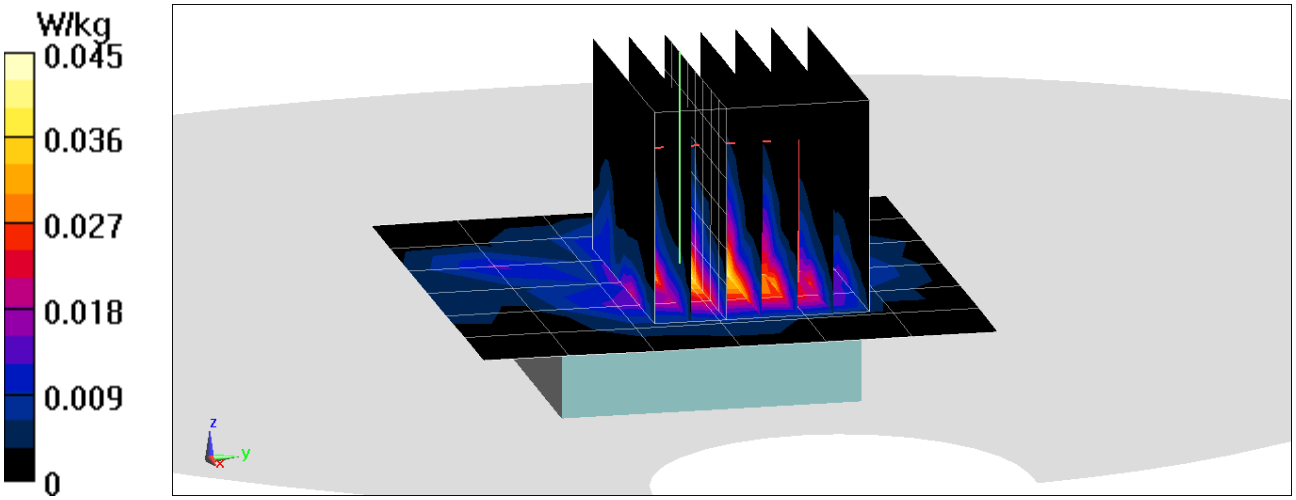

# PCTEST

**DUT: BCG-A2375; Type: Watch; Serial: GY6CR013Q60H**

Communication System: UID 0, 802.11a 5.2-5.8 GHz Band; Frequency: 5280 MHz; Duty Cycle: 1:1
Medium: 5 GHz Body Medium parameters used:
f = 5280 MHz; $\sigma$ = 5.476 S/m; $\varepsilon_r$ = 47.479; $\rho$ = 1000 kg/m$^3$
Phantom section: Flat Section; Space: 0.0 cm

Test Date: 07-21-2020; Ambient Temp: 23.5°C; Tissue Temp: 21.6°C

Probe: EX3DV4 - SN7427; ConvF(4.7, 4.7, 4.7) @ 5280 MHz; Calibrated: 2/19/2020
Sensor-Surface: 1.4mm (Mechanical Surface Detection)
Electronics: DAE4 Sn1403; Calibrated: 2/13/2020
Phantom: Twin-SAM V4.0; Type: QD 000 P40 CD; Serial: 1736
Measurement SW: DASY52, Version 52.10 (4);SEMCAD X Version 14.6.14 (7483)

**Mode: IEEE 802.11a, UNII-2A, 20 MHz Bandwidth,**
**Extremity SAR, Ch 56, 6 Mbps, Back Side,**
**Stainless Steel, Sport Wrist Band**

**Area Scan (8x8x1):** Measurement grid: dx=10mm, dy=10mm
**Zoom Scan (9x9x8)/Cube 0:** Measurement grid: dx=4mm, dy=4mm, dz=1.4mm; Graded Ratio: 1.4
Reference Value = 2.642 V/m; Power Drift = -0.12 dB
Peak SAR (extrapolated) = 0.167 W/kg
**SAR(10 g) = 0.013 W/kg**

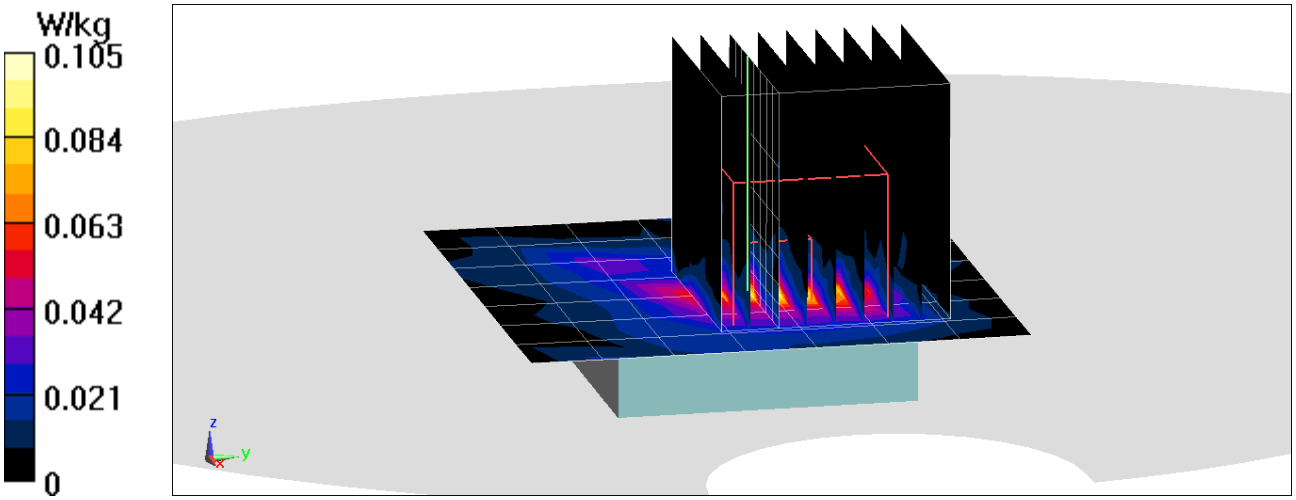

# PCTEST

**DUT: BCG-A2375; Type: Watch; Serial: GY6CR003Q60V**

Communication System: UID 0, Bluetooth; Frequency: 2480 MHz; Duty Cycle: 1:1
Medium: 2450 MHz Body Medium parameters used (interpolated):
f = 2480 MHz; $\sigma$ = 2.055 S/m; $\varepsilon_r$ = 51.138; $\rho$ = 1000 kg/m$^3$
Phantom section: Flat Section; Space: 0.0 cm

Test Date: 07-27-2020; Ambient Temp: 23.3 °C; Tissue Temp: 22.9 °C

Probe: EX3DV4 - SN3949; ConvF(7.75, 7.75, 7.75) @ 2480 MHz; Calibrated: 8/29/2019
Sensor-Surface: 1.4mm (Mechanical Surface Detection)
Electronics: DAE4 Sn1408; Calibrated: 8/12/2019
Phantom: Twin-SAM V4.0; Type: QD 000 P40 CC; Serial: 1596
Measurement SW: DASY52, Version 52.10 (4);SEMCAD X Version 14.6.14 (7483)

**Mode: Bluetooth, Extremity SAR, Ch 78, 1 Mbps, Back Side**
**Titanium, Metal Links Wrist Band**

**Area Scan (7x7x1):** Measurement grid: dx=12mm, dy=12mm
**Zoom Scan (8x7x7)/Cube 0:** Measurement grid: dx=5mm, dy=5mm, dz=5mm
Reference Value = 3.014 V/m; Power Drift = 0.18 dB
Peak SAR (extrapolated) = 0.0510 W/kg
**(10 g) = 0.00547 W/kg**

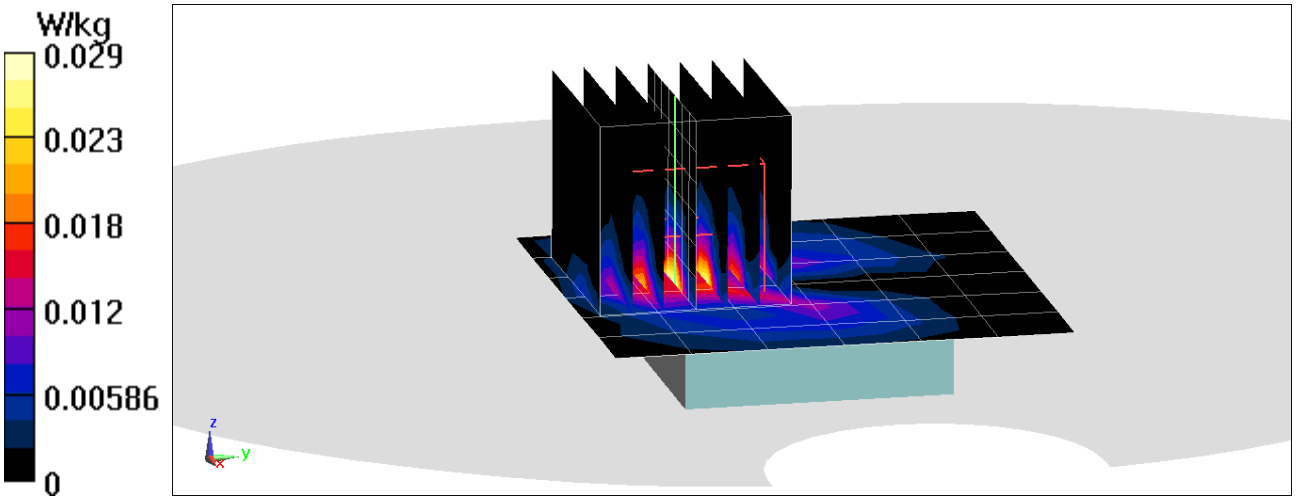

# APPENDIX B: SYSTEM VERIFICATION

© 2020 PCTEST

# PCTEST

**DUT: Dipole 850 MHz; Type: D850V2; Serial: 1009**

Communication System: UID 0, CW; Frequency: 850 MHz; Duty Cycle: 1:1
Medium: 835 MHz Head Medium parameters used:
f = 850 MHz; $\sigma$ = 0.908 S/m; $\varepsilon_r$ = 40.748; $\rho$ = 1000 kg/m$^3$
Phantom section: Flat Section; Space: 1.5 cm

Test Date: 06-22-2020; Ambient Temp: 23.3°C; Tissue Temp: 22.0°C

Probe: EX3DV4 - SN7427; ConvF(9.58, 9.58, 9.58) @ 850 MHz; Calibrated: 2/19/2020
Sensor-Surface: 1.4mm (Mechanical Surface Detection)
Electronics: DAE4 Sn1403; Calibrated: 2/13/2020
Phantom: Twin-SAM V4.0; Type: QD 000 P40 CD; Serial: 1736
Measurement SW: DASY52, Version 52.10 (4);SEMCAD X Version 14.6.14 (7483)

## 850 MHz System Verification at 23.0 dBm (200 mW)

**Area Scan (7x14x1):** Measurement grid: dx=15mm, dy=15mm
**Zoom Scan (5x5x7)/Cube 0:** Measurement grid: dx=8mm, dy=8mm, dz=5mm
Peak SAR (extrapolated) = 2.78 W/kg
**SAR(1 g) = 1.93 W/kg**
Deviation(1 g) = -3.50%

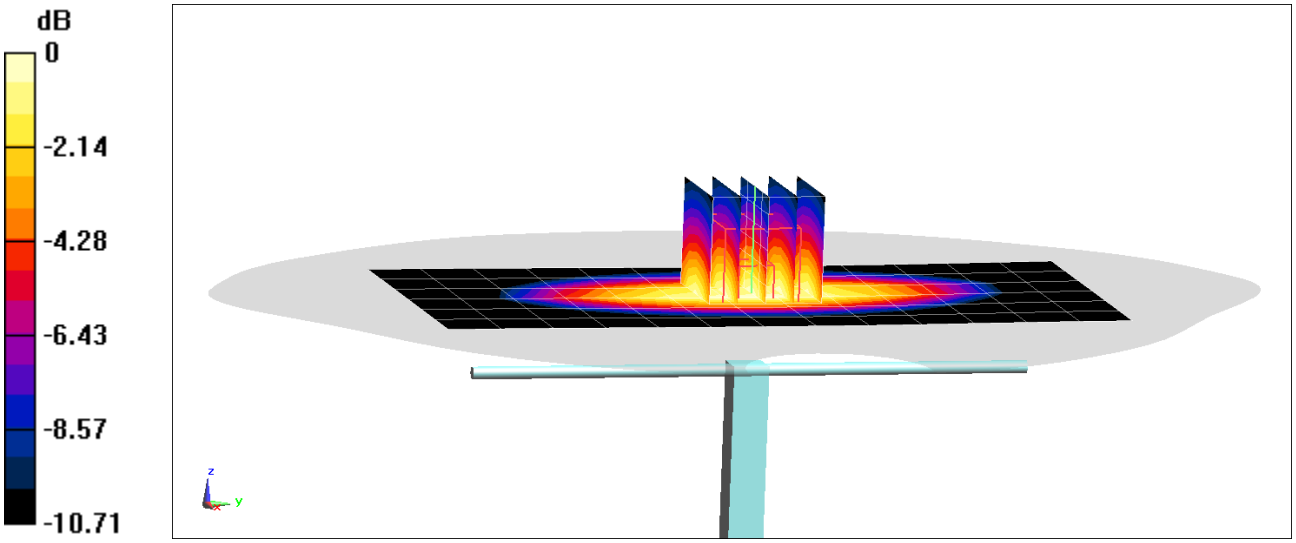


0 dB = 2.52 W/kg = 4.01 dBW/kg

# PCTEST

**DUT: Dipole 850 MHz; Type: D850V2; Serial: 1009**

Communication System: UID 0, CW; Frequency: 850 MHz; Duty Cycle: 1:1
Medium: 835 MHz Head Medium parameters used:
f = 850 MHz; $\sigma$ = 0.878 S/m; $\varepsilon_r$ = 40.425; $\rho$ = 1000 kg/m$^3$
Phantom section: Flat Section; Space: 1.5 cm

Test Date: 06-29-2020; Ambient Temp: 23.1°C; Tissue Temp: 21.4°C

Probe: EX3DV4 - SN7427; ConvF(9.58, 9.58, 9.58) @ 850 MHz; Calibrated: 2/19/2020
Sensor-Surface: 1.4mm (Mechanical Surface Detection)
Electronics: DAE4 Sn1403; Calibrated: 2/13/2020
Phantom: Twin-SAM V4.0; Type: QD 000 P40 CD; Serial: 1736
Measurement SW: DASY52, Version 52.10 (4);SEMCAD X Version 14.6.14 (7483)

## 850 MHz System Verification at 23.0 dBm (200 mW)

**Area Scan (7x14x1):** Measurement grid: dx=15mm, dy=15mm
**Zoom Scan (5x5x7)/Cube 0:** Measurement grid: dx=8mm, dy=8mm, dz=5mm
Peak SAR (extrapolated) = 2.78 W/kg
**SAR(1 g) = 1.92 W/kg**
Deviation(1 g) = -4.00%

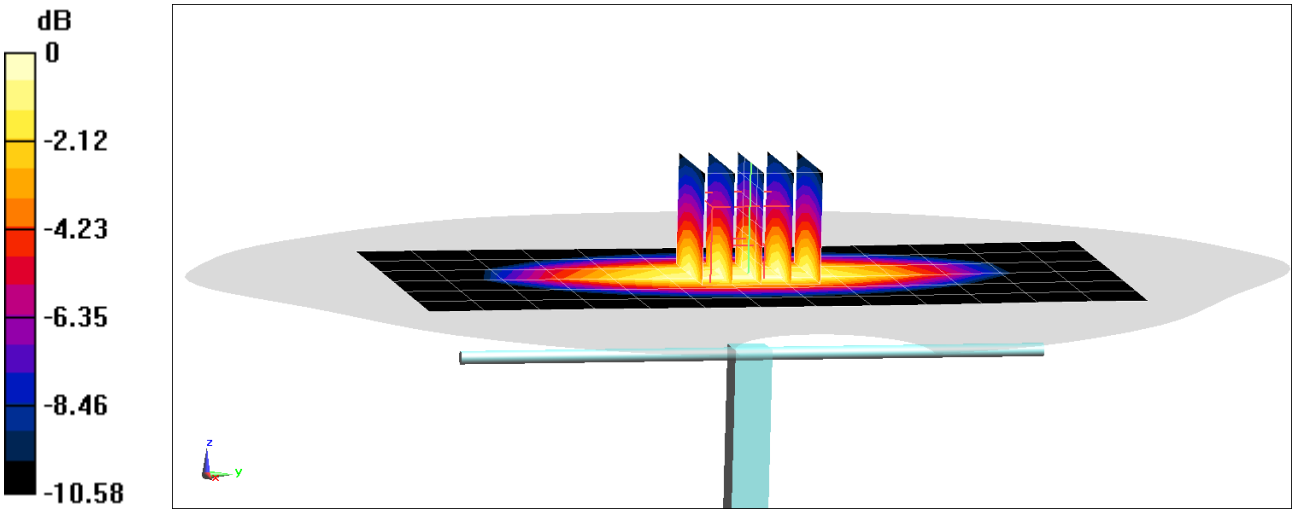


0 dB = 2.52 W/kg = 4.01 dBW/kg

# PCTEST

**DUT: Dipole 850 MHz; Type: D850V2; Serial: 1010**

Communication System: UID 0, CW; Frequency: 850 MHz; Duty Cycle: 1:1
Medium: 835 MHz Head Medium parameters used:
f = 850 MHz; $\sigma$ = 0.895 S/m; $\varepsilon_r$ = 40.86; $\rho$ = 1000 kg/m$^3$
Phantom section: Flat Section; Space: 1.5 cm

Test Date: 07-01-2020; Ambient Temp: 23.5°C; Tissue Temp: 21.7°C

Probe: EX3DV4 - SN7427; ConvF(9.58, 9.58, 9.58) @ 850 MHz; Calibrated: 2/19/2020
Sensor-Surface: 1.4mm (Mechanical Surface Detection)
Electronics: DAE4 Sn1403; Calibrated: 2/13/2020
Phantom: Twin-SAM V4.0; Type: QD 000 P40 CD; Serial: 1736
Measurement SW: DASY52, Version 52.10 (4);SEMCAD X Version 14.6.14 (7483)

## 850 MHz System Verification at 23.0 dBm (200 mW)

**Area Scan (7x14x1):** Measurement grid: dx=15mm, dy=15mm
**Zoom Scan (5x5x7)/Cube 0:** Measurement grid: dx=8mm, dy=8mm, dz=5mm
Peak SAR (extrapolated) = 2.81 W/kg
**SAR(1 g) = 1.93 W/kg**
Deviation(1 g) = -2.82%

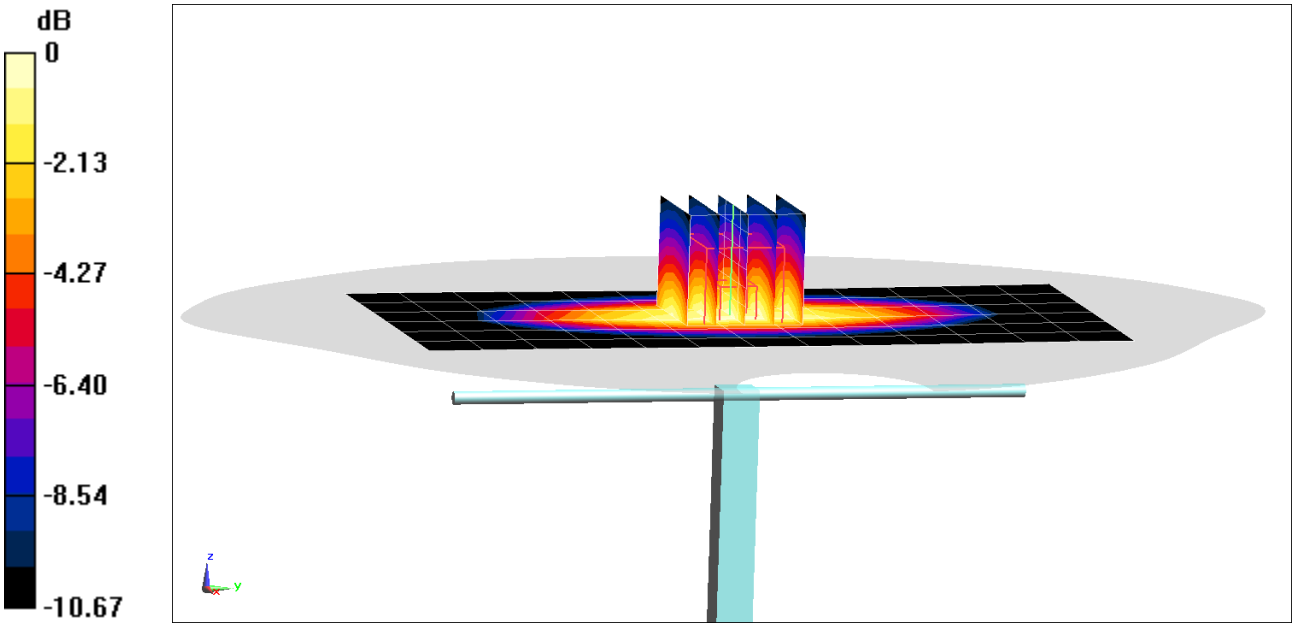


0 dB = 2.54 W/kg = 4.05 dBW/kg

**DUT: Dipole 1750 MHz; Type: D1750V2; Serial: 1104**

Communication System: UID 0, CW; Frequency: 1750 MHz; Duty Cycle: 1:1
Medium: 1750 MHz Head Medium parameters used:
f = 1750 MHz; $\sigma$ = 1.359 S/m; $\varepsilon_r$ = 39.227; $\rho$ = 1000 kg/m$^3$
Phantom section: Flat Section; Space: 1.0 cm

Test Date: 07-01-2020; Ambient Temp: 23.5°C; Tissue Temp: 21.1°C

Probe: EX3DV4 - SN7532; ConvF(8.46, 8.46, 8.46) @ 1750 MHz; Calibrated: 4/20/2020
Sensor-Surface: 1.4mm (Mechanical Surface Detection)
Electronics: DAE4 Sn501; Calibrated: 4/15/2020
Phantom: Twin-SAM V8.0_Left; Type: QD 000 P41 AA; Serial: 1935
Measurement SW: DASY52, Version 52.10 (4);SEMCAD X Version 14.6.14 (7483)

## 1750 MHz System Verification at 20.0 dBm (100 mW)

**Area Scan (7x9x1):** Measurement grid: dx=15mm, dy=15mm
**Zoom Scan (5x5x7)/Cube 0:** Measurement grid: dx=8mm, dy=8mm, dz=5mm
Peak SAR (extrapolated) = 7.02 W/kg
**SAR(1 g) = 3.76 W/kg**
Deviation(1 g) = 3.30%

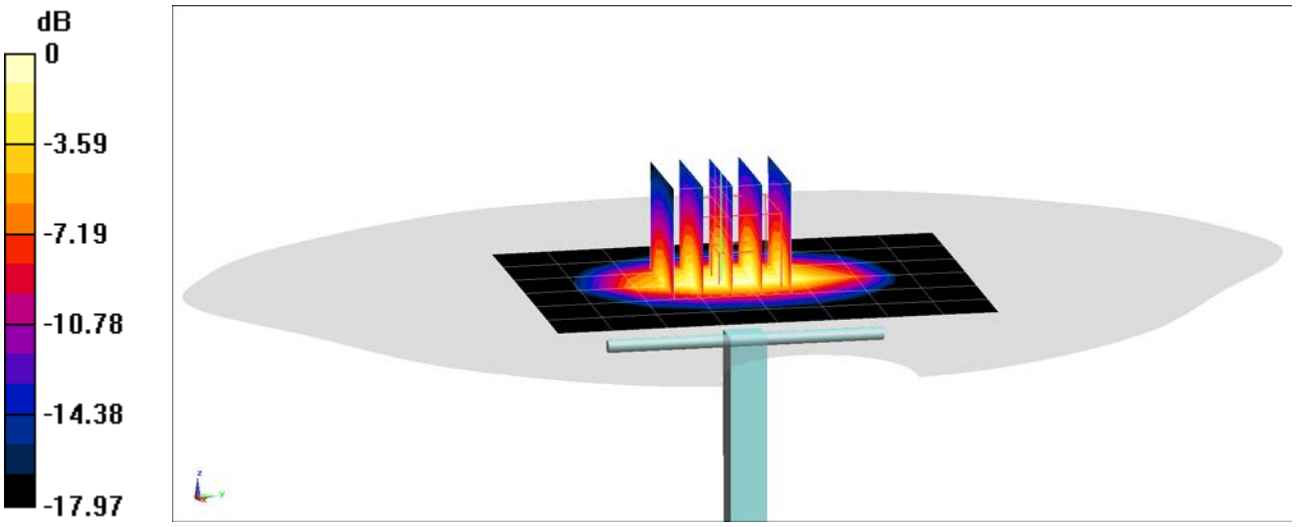


0 dB = 5.74 W/kg = 7.59 dBW/kg

# PCTEST

**DUT: Dipole 1900 MHz; Type: D1900V2; Serial: 5d026**

Communication System: UID 0, CW; Frequency: 1900 MHz; Duty Cycle: 1:1
Medium: 1900 MHz Head Medium parameters used (interpolated):
f = 1900 MHz; $\sigma$ = 1.427 S/m; $\varepsilon_r$ = 38.936; $\rho$ = 1000 kg/m$^3$
Phantom section: Flat Section; Space: 1.0 cm

Test Date: 06-24-2020; Ambient Temp: 20.9°C; Tissue Temp: 21.3°C

Probe: EX3DV4 - SN7490; ConvF(8.27, 8.27, 8.27) @ 1900 MHz; Calibrated: 12/13/2019
Sensor-Surface: 1.4mm (Mechanical Surface Detection)
Electronics: DAE4 Sn1532; Calibrated: 12/5/2019
Phantom: SAM Sub; Type: SAM 4.0; Serial: TP-1403
Measurement SW: DASY52, Version 52.10 (4);SEMCAD X Version 14.6.14 (7483)

## 1900 MHz System Verification at 20.0 dBm (100 mW)

**Area Scan (7x11x1):** Measurement grid: dx=15mm, dy=15mm
**Zoom Scan (5x5x7)/Cube 0:** Measurement grid: dx=8mm, dy=8mm, dz=5mm
Peak SAR (extrapolated) = 7.17 W/kg
**SAR(1 g) = 3.86 W/kg**
Deviation(1 g) = -3.98%

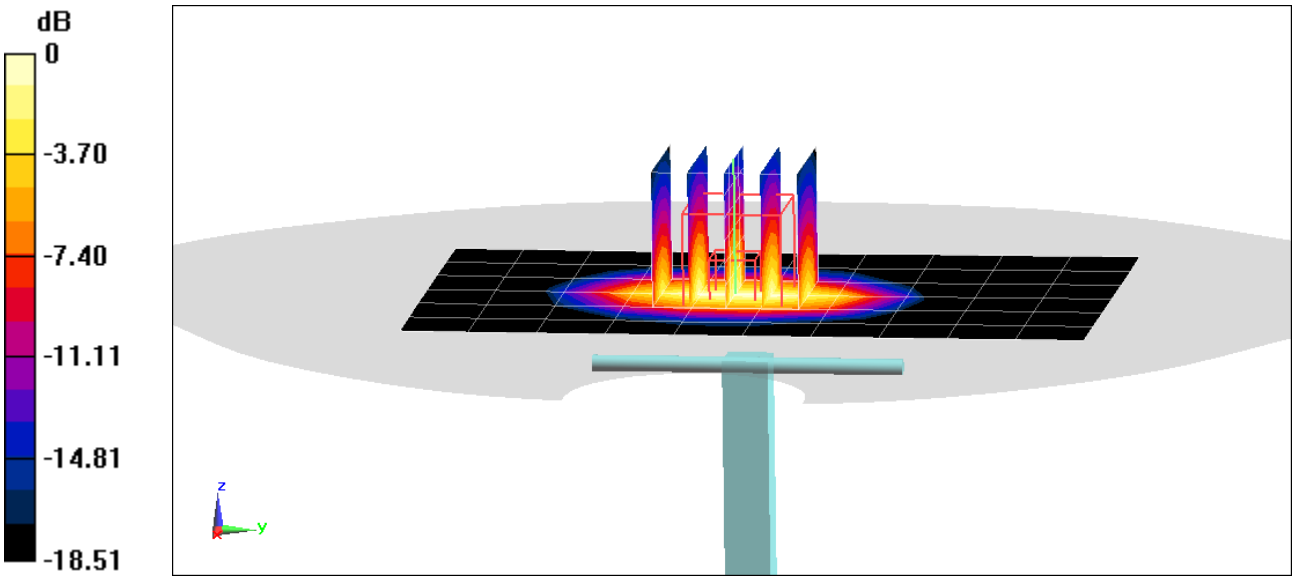


0 dB = 6.04 W/kg = 7.81 dBW/kg

# PCTEST

**DUT: Dipole 1900 MHz; Type: D1900V2; Serial: 5d026**

Communication System: UID 0, CW; Frequency: 1900 MHz; Duty Cycle: 1:1
Medium: 1900 MHz Head Medium parameters used (interpolated):
f = 1900 MHz; $\sigma$ = 1.448 S/m; $\varepsilon_r$ = 38.803; $\rho$ = 1000 kg/m$^3$
Phantom section: Flat Section; Space: 1.0 cm

Test Date: 06-26-2020; Ambient Temp: 22.3°C; Tissue Temp: 21.2°C

Probe: EX3DV4 - SN7490; ConvF(8.27, 8.27, 8.27) @ 1900 MHz; Calibrated: 12/13/2019
Sensor-Surface: 1.4mm (Mechanical Surface Detection)
Electronics: DAE4 Sn1532; Calibrated: 12/5/2019
Phantom: SAM Sub; Type: SAM 4.0; Serial: TP-1403
Measurement SW: DASY52, Version 52.10 (4);SEMCAD X Version 14.6.14 (7483)

## 1900 MHz System Verification at 20.0 dBm (100 mW)

**Area Scan (7x11x1):** Measurement grid: dx=15mm, dy=15mm
**Zoom Scan (5x5x7)/Cube 0:** Measurement grid: dx=8mm, dy=8mm, dz=5mm
Peak SAR (extrapolated) = 7.14 W/kg
**SAR(1 g) = 3.85 W/kg**
Deviation(1 g) = -4.23%

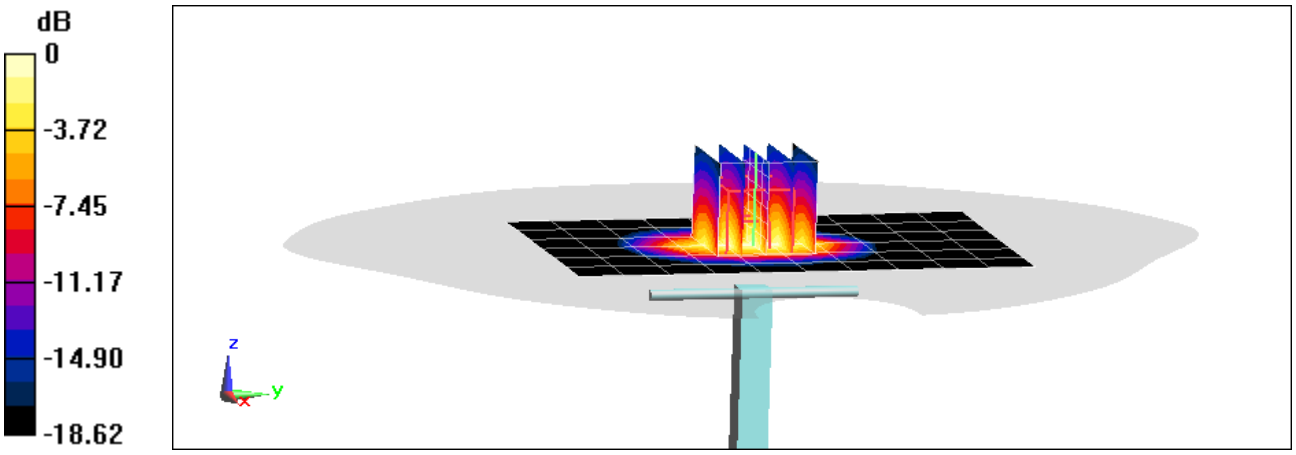


0 dB = 6.06 W/kg = 7.82 dBW/kg

# PCTEST

**DUT: Dipole 2450 MHz; Type: D2450V2; Serial: 945**

Communication System: UID 0, CW; Frequency: 2450 MHz; Duty Cycle: 1:1
Medium: 2450 MHz Head Medium parameters used:
f = 2450 MHz; $\sigma$ = 1.792 S/m; $\varepsilon_r$ = 38.906; $\rho$ = 1000 kg/m$^3$
Phantom section: Flat Section; Space: 1.0 cm

Test Date: 07-06-2020; Ambient Temp: 22.5°C; Tissue Temp: 21.2°C

Probe: EX3DV4 - SN7427; ConvF(7.22, 7.22, 7.22) @ 2450 MHz; Calibrated: 2/19/2020
Sensor-Surface: 1.4mm (Mechanical Surface Detection)
Electronics: DAE4 Sn1403; Calibrated: 2/13/2020
Phantom: Twin-SAM V4.0; Type: QD 000 P40 CD; Serial: 1736
Measurement SW: DASY52, Version 52.10 (4);SEMCAD X Version 14.6.14 (7483)

## 2450 MHz System Verification at 20.0 dBm (100 mW)

**Area Scan (8x9x1):** Measurement grid: dx=12mm, dy=12mm
**Zoom Scan (7x7x7)/Cube 0:** Measurement grid: dx=5mm, dy=5mm, dz=5mm
Peak SAR (extrapolated) = 11.2 W/kg
**SAR(1 g) = 5.39 W/kg**
Deviation(1 g) = 5.69%

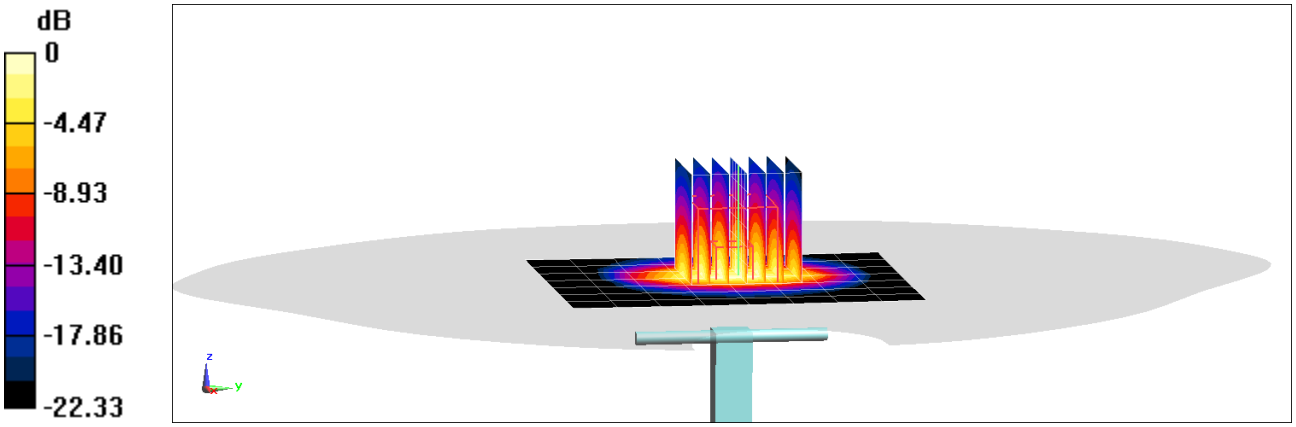


0 dB = 9.02 W/kg = 9.55 dBW/kg

# PCTEST

**DUT: Dipole 2450 MHz; Type: D2450V2; Serial: 945**

Communication System: UID 0, CW; Frequency: 2450 MHz; Duty Cycle: 1:1
Medium: 2450 MHz Head Medium parameters used:
f = 2450 MHz; $\sigma$ = 1.798 S/m; $\varepsilon_r$ = 38.815; $\rho$ = 1000 kg/m$^3$
Phantom section: Flat Section; Space: 1.0 cm

Test Date: 07-16-2020; Ambient Temp: 22.7°C; Tissue Temp: 23.1°C

Probe: EX3DV4 - SN7427; ConvF(7.22, 7.22, 7.22) @ 2450 MHz; Calibrated: 2/19/2020
Sensor-Surface: 1.4mm (Mechanical Surface Detection)
Electronics: DAE4 Sn1403; Calibrated: 2/13/2020
Phantom: Twin-SAM V4.0; Type: QD 000 P40 CD; Serial: 1736
Measurement SW: DASY52, Version 52.10 (4);SEMCAD X Version 14.6.14 (7483)

## 2450 MHz System Verification at 20.0 dBm (100 mW)

**Area Scan (8x9x1):** Measurement grid: dx=12mm, dy=12mm
**Zoom Scan (7x7x7)/Cube 0:** Measurement grid: dx=5mm, dy=5mm, dz=5mm
Peak SAR (extrapolated) = 11.4 W/kg
**SAR(1 g) = 5.45 W/kg**
Deviation(1 g) = 6.86%

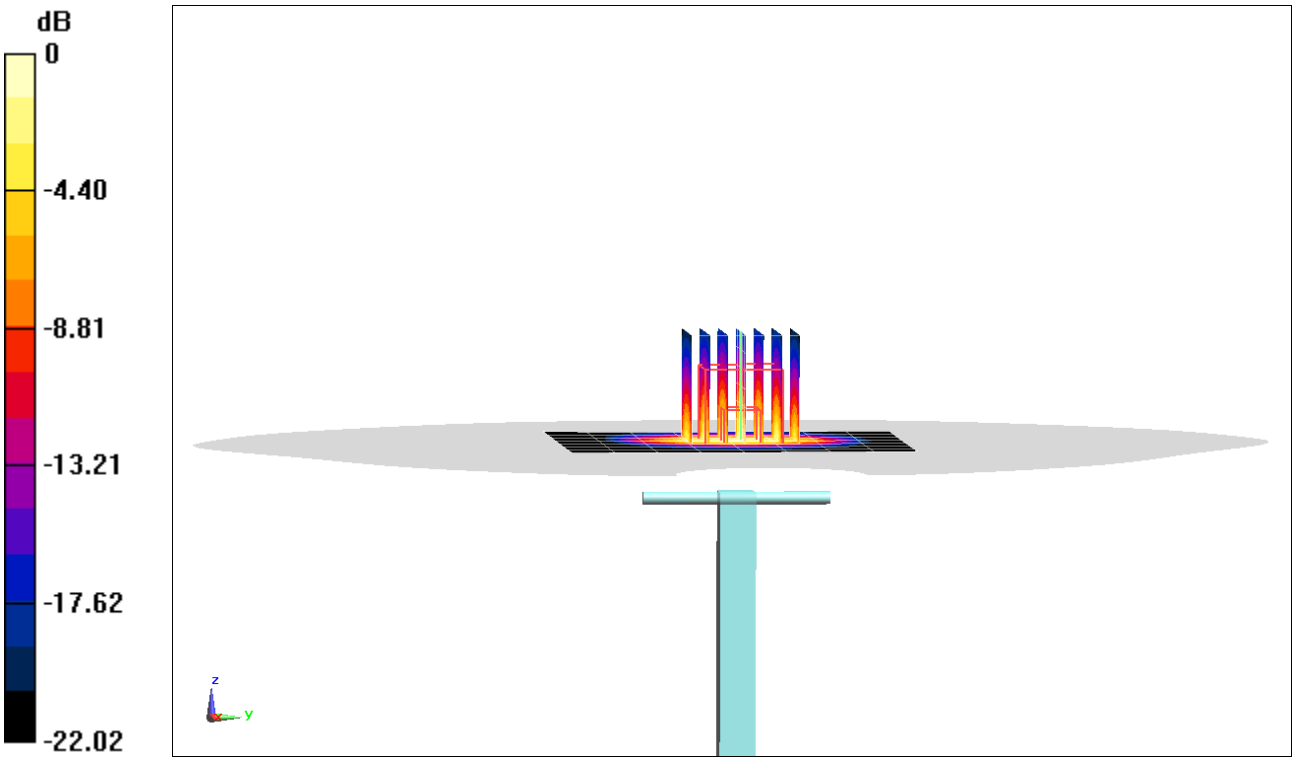


0 dB = 9.20 W/kg = 9.64 dBW/kg

# PCTEST

**DUT: Dipole 2450 MHz; Type: D2450V2; Serial: 921**

Communication System: UID 0, CW; Frequency: 2450 MHz; Duty Cycle: 1:1
Medium: 2450 MHz Head Medium parameters used:
f = 2450 MHz; $\sigma$ = 1.877 S/m; $\varepsilon_r$ = 38.603; $\rho$ = 1000 kg/m$^3$
Phantom section: Flat Section; Space: 1.0 cm

Test Date: 07-22-2020; Ambient Temp: 21.9°C; Tissue Temp: 20.3°C

Probe: EX3DV4 - SN7490; ConvF(7.84, 7.84, 7.84) @ 2450 MHz; Calibrated: 12/13/2019
Sensor-Surface: 1.4mm (Mechanical Surface Detection)
Electronics: DAE4 Sn1532; Calibrated: 12/5/2019
Phantom: Twin-SAM V4.0 SUB use; Type: QD 000 P40 CC; Serial: 1403
Measurement SW: DASY52, Version 52.10 (4);SEMCAD X Version 14.6.14 (7483)

## 2450 MHz System Verification at 20.0 dBm (100 mW)

**Area Scan (8x9x1):** Measurement grid: dx=12mm, dy=12mm
**Zoom Scan (7x7x7)/Cube 0:** Measurement grid: dx=5mm, dy=5mm, dz=5mm
Peak SAR (extrapolated) = 12.0 W/kg
**SAR(1 g) = 5.17 W/kg**
Deviation(1 g) = -2.64%

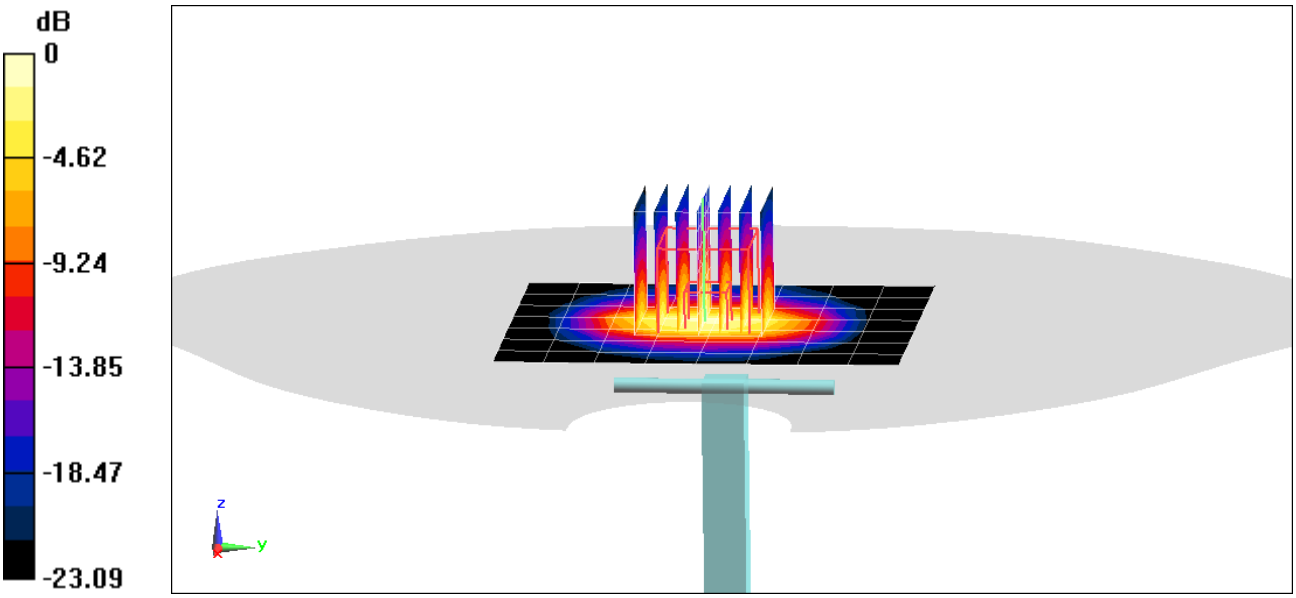


0 dB = 8.75 W/kg = 9.42 dBW/kg

# PCTEST

**DUT: Dipole 2450 MHz; Type: D2450V2; Serial: 945**

Communication System: UID 0, CW; Frequency: 2450 MHz; Duty Cycle: 1:1
Medium: 2450MHz Head Medium parameters used:
f = 2450 MHz; $\sigma$ = 1.845 S/m; $\varepsilon_r$ = 38.397; $\rho$ = 1000 kg/m$^3$
Phantom section: Flat Section; Space: 1.0 cm

Test Date: 07-26-2020; Ambient Temp: 21.1°C; Tissue Temp: 21.4°C

Probe: EX3DV4 - SN7490; ConvF(7.84, 7.84, 7.84) @ 2450 MHz; Calibrated: 12/13/2019
Sensor-Surface: 1.4mm (Mechanical Surface Detection)
Electronics: DAE4 Sn1532; Calibrated: 12/5/2019
Phantom: Twin-SAM V4.0 SUB use; Type: QD 000 P40 CC; Serial: 1403
Measurement SW: DASY52, Version 52.10 (4);SEMCAD X Version 14.6.14 (7483)

## 2450 MHz System Verification at 20.0 dBm (100 mW)

**Area Scan (8x9x1):** Measurement grid: dx=12mm, dy=12mm
**Zoom Scan (7x7x7)/Cube 0:** Measurement grid: dx=5mm, dy=5mm, dz=5mm
Peak SAR (extrapolated) = 11.2 W/kg
**SAR(1 g) = 5.03 W/kg**
Deviation(1 g) = -1.37%

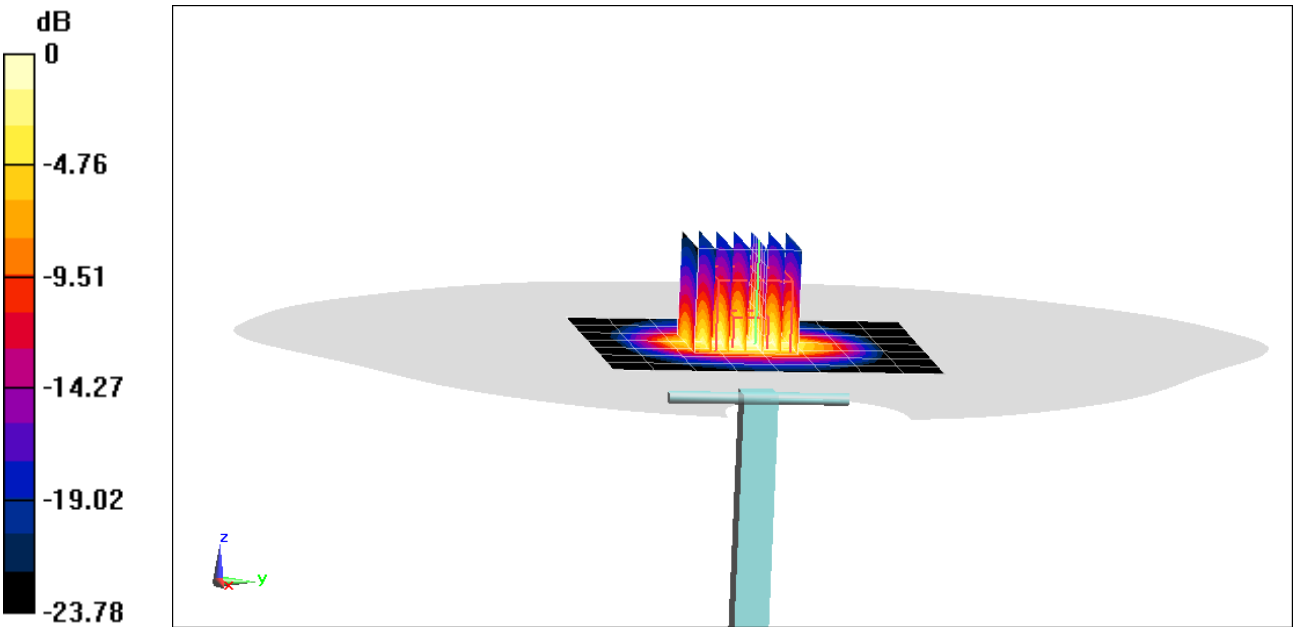


0 dB = 8.44 W/kg = 9.26 dBW/kg

# PCTEST

**DUT: Dipole 2600 MHz; Type: D2600V2; Serial: 1009**

Communication System: UID 0, CW; Frequency: 2600 MHz; Duty Cycle: 1:1
Medium: 2450 MHz Head Medium parameters used:
f = 2600 MHz; $\sigma$ = 1.917 S/m; $\varepsilon_r$ = 38.667; $\rho$ = 1000 kg/m$^3$
Phantom section: Flat Section; Space: 1.0 cm

Test Date: 07-06-2020; Ambient Temp: 22.5°C; Tissue Temp: 21.2°C

Probe: EX3DV4 - SN7427; ConvF(7, 7, 7) @ 2600 MHz; Calibrated: 2/19/2020
Sensor-Surface: 1.4mm (Mechanical Surface Detection)
Electronics: DAE4 Sn1403; Calibrated: 2/13/2020
Phantom: Twin-SAM V4.0; Type: QD 000 P40 CD; Serial: 1736
Measurement SW: DASY52, Version 52.10 (4);SEMCAD X Version 14.6.14 (7483)

## 2600 MHz System Verification at 20.0 dBm (100 mW)

**Area Scan (8x9x1):** Measurement grid: dx=12mm, dy=12mm
**Zoom Scan (7x7x7)/Cube 0:** Measurement grid: dx=5mm, dy=5mm, dz=5mm
Peak SAR (extrapolated) = 12.8 W/kg
**SAR(1 g) = 5.93 W/kg**
Deviation(1 g) = 6.27%

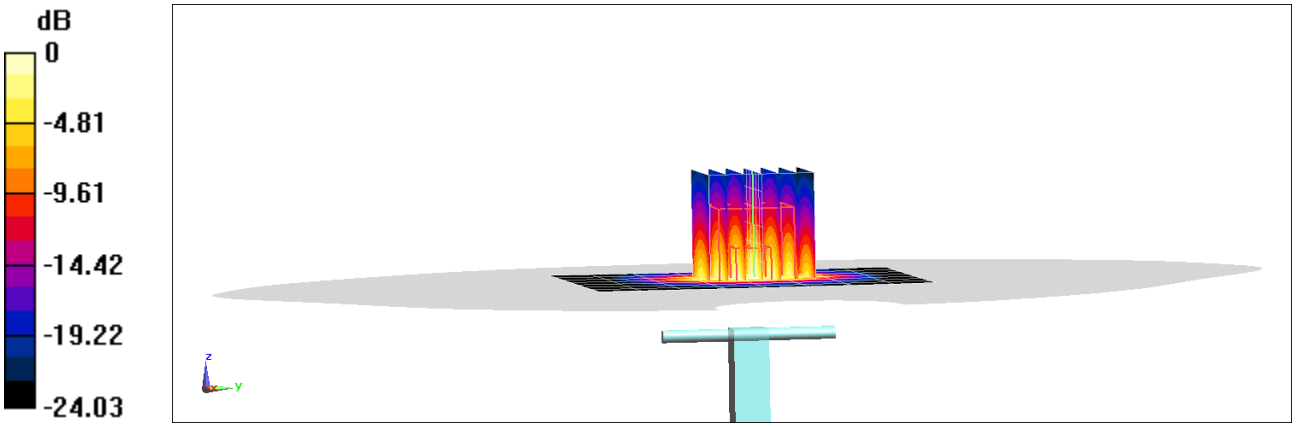


0 dB = 10.2 W/kg = 10.09 dBW/kg

# PCTEST

**DUT: Dipole 2600 MHz; Type: D2600V2; Serial: 1009**

Communication System: UID 0, CW; Frequency: 2600 MHz; Duty Cycle: 1:1
Medium: 2450 MHz Head Medium parameters used:
f = 2600 MHz; $\sigma$ = 1.913 S/m; $\varepsilon_r$ = 38.583; $\rho$ = 1000 kg/m$^3$
Phantom section: Flat Section; Space: 1.0 cm

Test Date: 07-16-2020; Ambient Temp: 22.7°C; Tissue Temp: 23.1°C

Probe: EX3DV4 - SN7427; ConvF(7, 7, 7) @ 2600 MHz; Calibrated: 2/19/2020
Sensor-Surface: 1.4mm (Mechanical Surface Detection)
Electronics: DAE4 Sn1403; Calibrated: 2/13/2020
Phantom: Twin-SAM V4.0; Type: QD 000 P40 CD; Serial: 1736
Measurement SW: DASY52, Version 52.10 (4);SEMCAD X Version 14.6.14 (7483)

## 2600 MHz System Verification at 20.0 dBm (100 mW)

**Area Scan (8x9x1):** Measurement grid: dx=12mm, dy=12mm
**Zoom Scan (7x7x7)/Cube 0:** Measurement grid: dx=5mm, dy=5mm, dz=5mm
Peak SAR (extrapolated) = 13.0 W/kg
**SAR(1 g) = 5.94 W/kg**
Deviation(1 g) = 6.45%

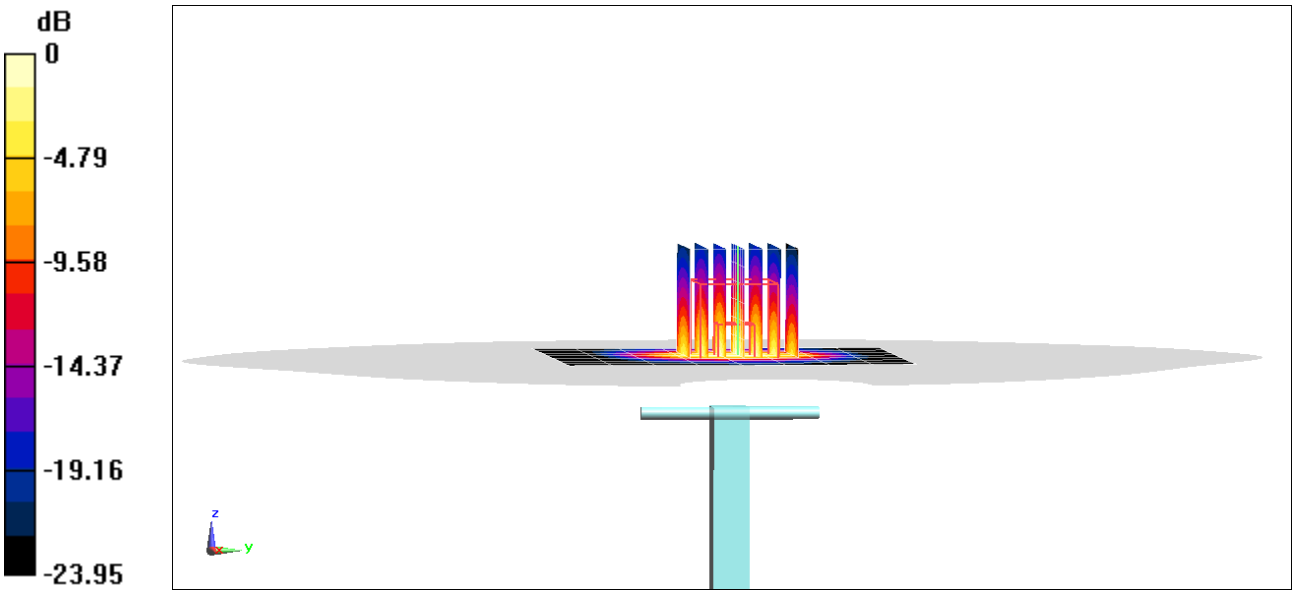


0 dB = 10.3 W/kg = 10.13 dBW/kg

# PCTEST

**DUT: Dipole 5 GHz; Type: D5GHzV2; Serial: 1163**

Communication System: UID 0, CW; Frequency: 5250 MHz; Duty Cycle: 1:1
Medium: 5 GHz Head Medium parameters used (interpolated):
f = 5250 MHz; $\sigma$ = 4.56 S/m; $\varepsilon_r$ = 34.921; $\rho$ = 1000 kg/m$^3$
Phantom section: Flat Section; Space: 1.0 cm

Test Date: 07-27-2020; Ambient Temp: 22.9°C; Tissue Temp: 21.3°C

Probe: EX3DV4 - SN7427; ConvF(5.05, 5.05, 5.05) @ 5250 MHz; Calibrated: 2/19/2020
Sensor-Surface: 1.4mm (Mechanical Surface Detection)
Electronics: DAE4 Sn1403; Calibrated: 2/13/2020
Phantom: Twin-SAM V4.0; Type: QD 000 P40 CD; Serial: 1736
Measurement SW: DASY52, Version 52.10 (4);SEMCAD X Version 14.6.14 (7483)

## 5250 MHz System Verification at 17.0 dBm (50 mW)

**Area Scan (7x7x1):** Measurement grid: dx=10mm, dy=10mm
**Zoom Scan (8x8x7)/Cube 0:** Measurement grid: dx=4mm, dy=4mm, dz=1.4mm; Graded Ratio: 1.4
Peak SAR (extrapolated) = 15.2 W/kg
**SAR(1 g) = 3.81 W/kg**
Deviation(1 g) = -5.46%

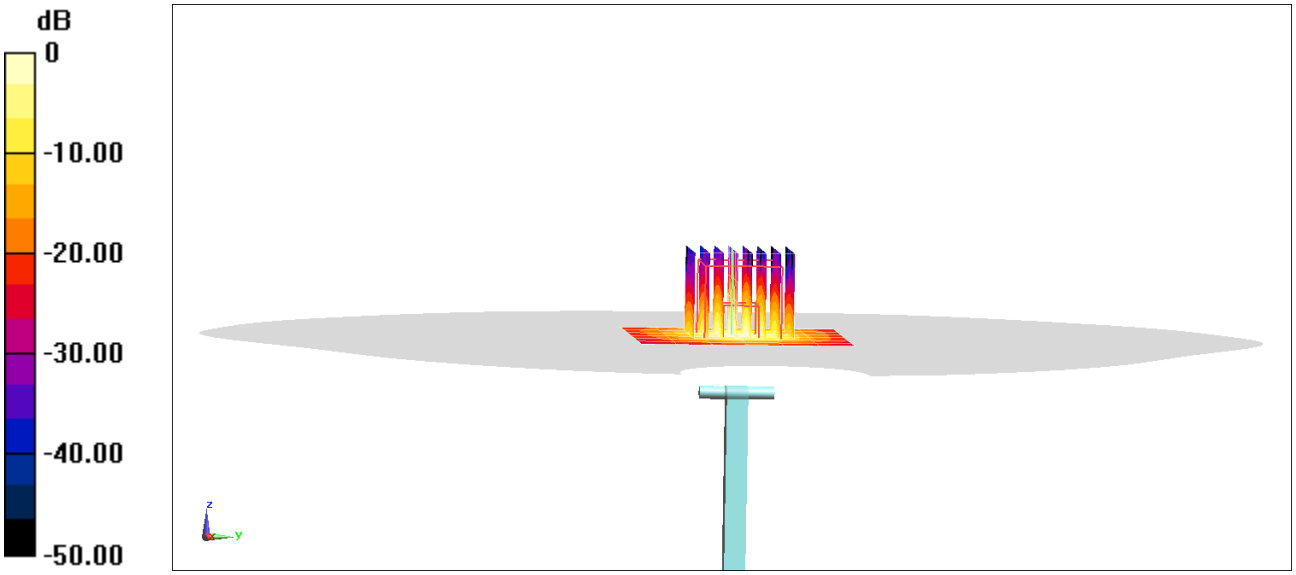


0 dB = 8.75 W/kg = 9.42 dBW/kg

# PCTEST

**DUT: Dipole 5 GHz; Type: D5GHzV2; Serial: 1163**

Communication System: UID 0, CW; Frequency: 5600 MHz; Duty Cycle: 1:1
Medium: 5 GHz Head Medium parameters used:
f = 5600 MHz; $\sigma$ = 4.96 S/m; $\varepsilon_r$ = 34.335; $\rho$ = 1000 kg/m$^3$
Phantom section: Flat Section; Space: 1.0 cm

Test Date: 07-27-2020; Ambient Temp: 22.9°C; Tissue Temp: 21.3°C

Probe: EX3DV4 - SN7427; ConvF(4.61, 4.61, 4.61) @ 5600 MHz; Calibrated: 2/19/2020
Sensor-Surface: 1.4mm (Mechanical Surface Detection)
Electronics: DAE4 Sn1403; Calibrated: 2/13/2020
Phantom: Twin-SAM V4.0; Type: QD 000 P40 CD; Serial: 1736
Measurement SW: DASY52, Version 52.10 (4);SEMCAD X Version 14.6.14 (7483)

## 5600 MHz System Verification at 17.0 dBm (50 mW)

**Area Scan (7x7x1):** Measurement grid: dx=10mm, dy=10mm
**Zoom Scan (8x8x7)/Cube 0:** Measurement grid: dx=4mm, dy=4mm, dz=1.4mm; Graded Ratio: 1.4
Peak SAR (extrapolated) = 17.2 W/kg
**SAR(1 g) = 3.95 W/kg**
Deviation(1 g) = -5.73%

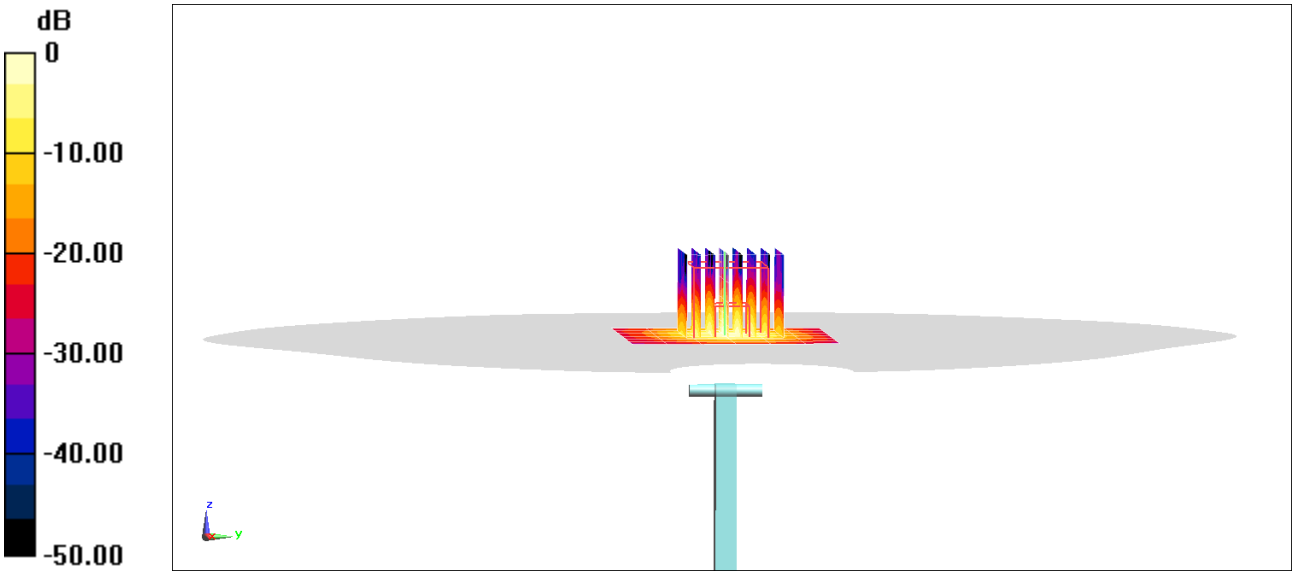


0 dB = 9.64 W/kg = 9.84 dBW/kg

# PCTEST

**DUT: Dipole 5 GHz; Type: D5GHzV2; Serial: 1163**

Communication System: UID 0, CW; Frequency: 5750 MHz; Duty Cycle: 1:1
Medium: 5 GHz Head Medium parameters used (interpolated):
f = 5750 MHz; $\sigma$ = 5.126 S/m; $\varepsilon_r$ = 34.028; $\rho$ = 1000 kg/m$^3$
Phantom section: Flat Section; Space: 1.0 cm

Test Date: 07-27-2020; Ambient Temp: 22.9°C; Tissue Temp: 21.3°C

Probe: EX3DV4 - SN7427; ConvF(4.7, 4.7, 4.7) @ 5750 MHz; Calibrated: 2/19/2020
Sensor-Surface: 1.4mm (Mechanical Surface Detection)
Electronics: DAE4 Sn1403; Calibrated: 2/13/2020
Phantom: Twin-SAM V4.0; Type: QD 000 P40 CD; Serial: 1736
Measurement SW: DASY52, Version 52.10 (4);SEMCAD X Version 14.6.14 (7483)

## 5750 MHz System Verification at 17.0 dBm (50 mW)

**Area Scan (7x7x1):** Measurement grid: dx=10mm, dy=10mm
**Zoom Scan (8x8x8)/Cube 0:** Measurement grid: dx=4mm, dy=4mm, dz=1.4mm; Graded Ratio: 1.4
Peak SAR (extrapolated) = 17.1 W/kg
**SAR(1 g) = 3.79 W/kg**
Deviation(1 g) = -6.54%

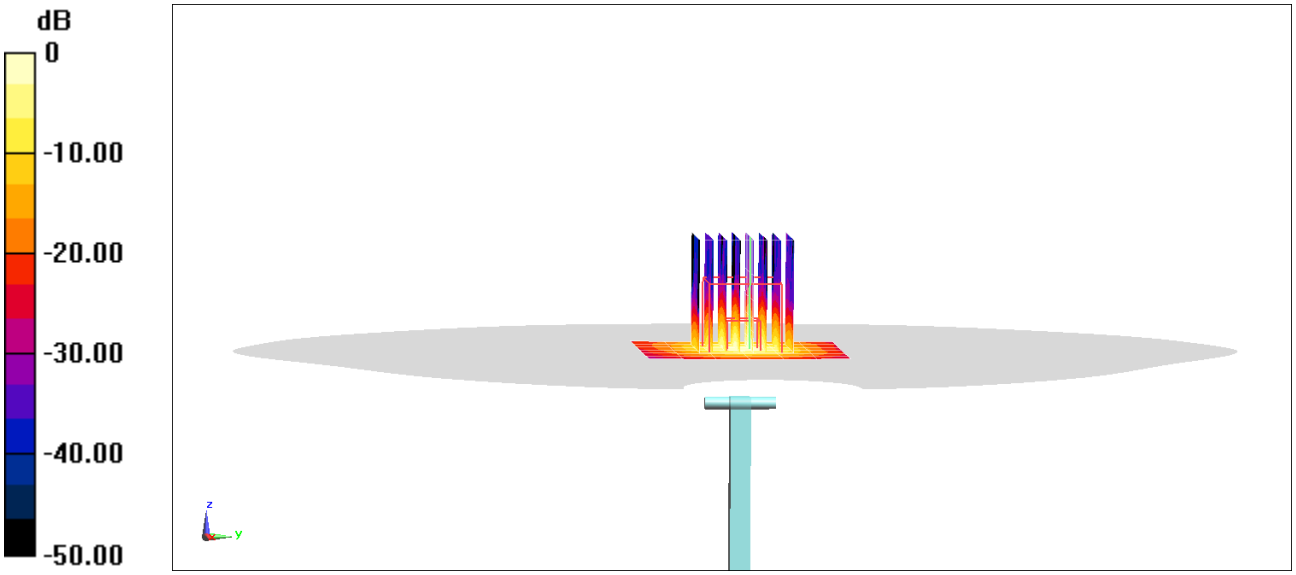


0 dB = 9.12 W/kg = 9.60 dBW/kg

# PCTEST

**DUT: Dipole 850 MHz; Type: D850V2; Serial: 1010**

Communication System: UID 0, CW; Frequency: 850 MHz; Duty Cycle: 1:1
Medium: 850 MHz Body Medium parameters used:
f = 850 MHz; $\sigma$ = 0.985 S/m; $\varepsilon_r$ = 52.741; $\rho$ = 1000 kg/m$^3$
Phantom section: Flat Section; Space: 1.5 cm

Test Date: 06-25-2020; Ambient Temp: 21.6°C; Tissue Temp: 21.3°C

Probe: EX3DV4 - SN7421; ConvF(9.42, 9.42, 9.42) @ 850 MHz; Calibrated: 3/20/2020
Sensor-Surface: 1.4mm (Mechanical Surface Detection)
Electronics: DAE4 Sn604; Calibrated: 3/19/2020
Phantom: Twin-SAM V4.0; Type: QD 000 P40 CC; Serial: 1179
Measurement SW: DASY52, Version 52.10 (4);SEMCAD X Version 14.6.14 (7483)

## 850 MHz System Verification at 23.0 dBm (200 mW)

**Area Scan (7x14x1):** Measurement grid: dx=15mm, dy=15mm
**Zoom Scan (5x5x7)/Cube 0:** Measurement grid: dx=8mm, dy=8mm, dz=5mm
Peak SAR (extrapolated) = 3.19 W/kg
**SAR(10 g) = 1.41 W/kg**
Deviation(10 g) = 5.54%

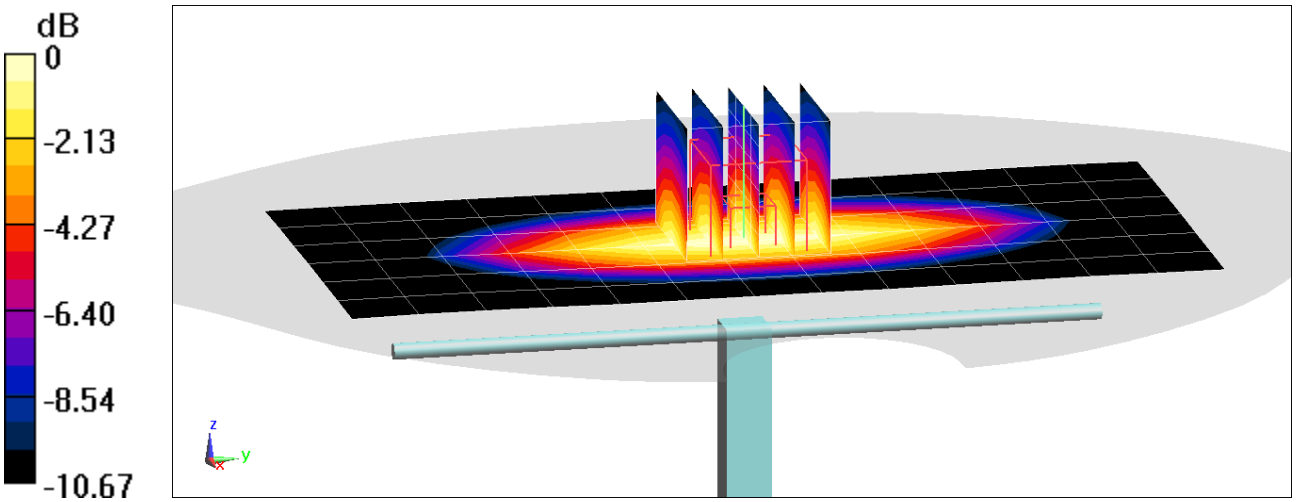


0 dB = 2.85 W/kg = 4.55 dBW/kg

# PCTEST

**DUT: Dipole 850 MHz; Type: D850V2; Serial: 1010**

Communication System: UID 0, CW; Frequency: 850 MHz; Duty Cycle: 1:1
Medium: 850 Body Medium parameters used:
f = 850 MHz; $\sigma$ = 0.981 S/m; $\varepsilon_r$ = 52.989; $\rho$ = 1000 kg/m$^3$
Phantom section: Flat Section; Space: 1.5 cm

Test Date: 07-06-2020; Ambient Temp: 21.1°C; Tissue Temp: 20.9°C

Probe: EX3DV4 - SN7421; ConvF(9.42, 9.42, 9.42) @ 850 MHz; Calibrated: 3/20/2020
Sensor-Surface: 1.4mm (Mechanical Surface Detection)
Electronics: DAE4 Sn604; Calibrated: 3/19/2020
Phantom: Twin-SAM V4.0; Type: QD 000 P40 CC; Serial: 1179
Measurement SW: DASY52, Version 52.10 (4);SEMCAD X Version 14.6.14 (7483)

## 850 MHz System Verification at 23.0 dBm (200 mW)

**Area Scan (7x14x1):** Measurement grid: dx=15mm, dy=15mm
**Zoom Scan (5x5x7)/Cube 0:** Measurement grid: dx=8mm, dy=8mm, dz=5mm
Peak SAR (extrapolated) = 3.24 W/kg
**SAR(10 g) = 1.44 W/kg**
Deviation(10 g) = 7.78%

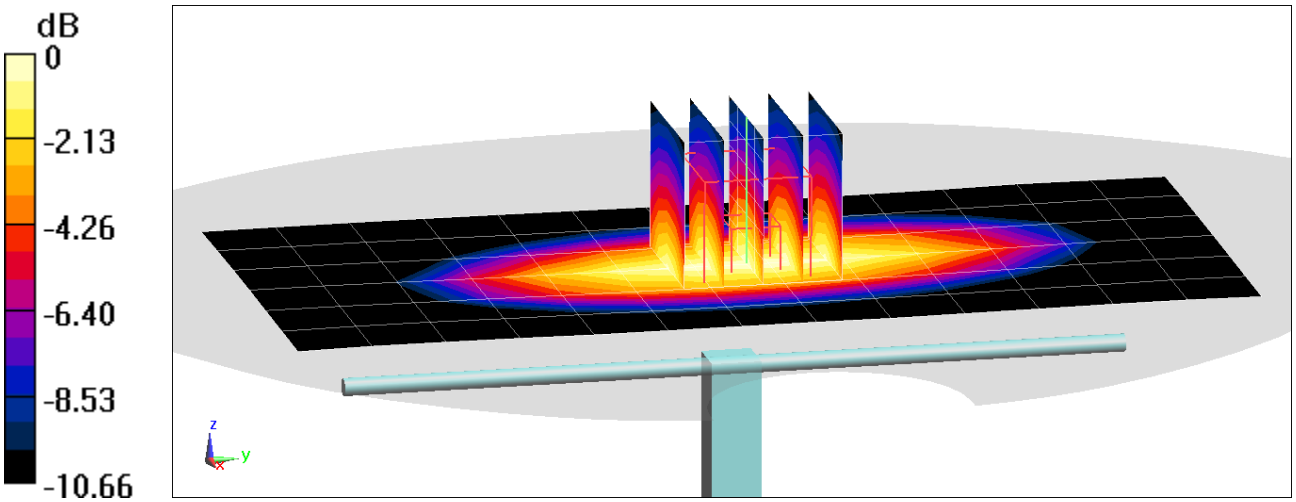


0 dB = 2.92 W/kg = 4.65 dBW/kg

# PCTEST

**DUT: Dipole 850 MHz; Type: D850V2; Serial: 1010**

Communication System: UID 0, CW; Frequency: 850 MHz; Duty Cycle: 1:1
Medium: 835 MHz Body Medium parameters used:
f = 850 MHz; $\sigma$ = 0.992 S/m; $\varepsilon_r$ = 53.522; $\rho$ = 1000 kg/m$^3$
Phantom section: Flat Section; Space: 1.5 cm

Test Date: 07-10-2020; Ambient Temp: 19.9°C; Tissue Temp: 20.8°C

Probe: EX3DV4 - SN7421; ConvF(9.42, 9.42, 9.42) @ 850 MHz; Calibrated: 3/20/2020
Sensor-Surface: 1.4mm (Mechanical Surface Detection)
Electronics: DAE4 Sn604; Calibrated: 3/19/2020
Phantom: Twin-SAM V4.0; Type: QD 000 P40 CC; Serial: 1179
Measurement SW: DASY52, Version 52.10 (4);SEMCAD X Version 14.6.14 (7483)

## 850 MHz System Verification at 23.0 dBm (200 mW)

**Area Scan (7x14x1):** Measurement grid: dx=15mm, dy=15mm
**Zoom Scan (5x5x7)/Cube 0:** Measurement grid: dx=8mm, dy=8mm, dz=5mm
Peak SAR (extrapolated) = 3.17 W/kg
**SAR(10 g) = 1.42 W/kg**
Deviation(10 g) = 6.29%

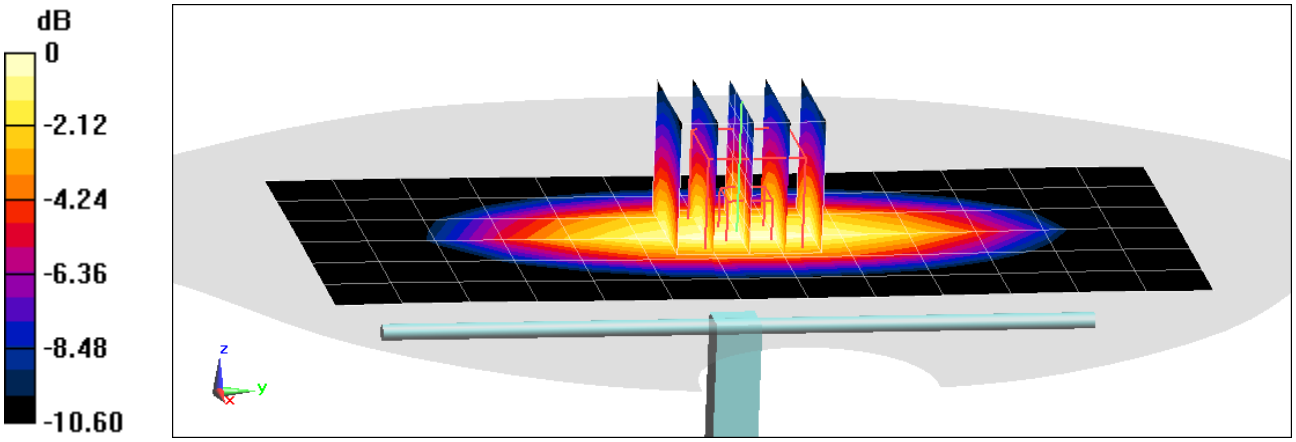


0 dB = 2.85 W/kg = 4.55 dBW/kg

# PCTEST

**DUT: Dipole 1750 MHz; Type: D1750V2; Serial: 1083**

Communication System: UID 0, CW; Frequency: 1750 MHz; Duty Cycle: 1:1
Medium: 1750 MHz Body Medium parameters used:
f = 1750 MHz; $\sigma$ = 1.467 S/m; $\varepsilon_r$ = 51.256; $\rho$ = 1000 kg/m$^3$
Phantom section: Flat Section; Space: 1.0 cm

Test Date: 06-26-2020; Ambient Temp: 23.8°C; Tissue Temp: 20.5°C

Probe: EX3DV4 - SN3837; ConvF(7.88, 7.88, 7.88) @ 1750 MHz; Calibrated: 1/20/2020
Sensor-Surface: 1.4mm (Mechanical Surface Detection)
Electronics: DAE4 Sn793; Calibrated: 1/14/2020
Phantom: Twin-SAM V4.0 Main; Type: QD 000 P40 CC; Serial: 1114
Measurement SW: DASY52, Version 52.10 (4);SEMCAD X Version 14.6.14 (7483)

## 1750 MHz System Verification at 20.0 dBm (100 mW)

**Area Scan (7x9x1):** Measurement grid: dx=15mm, dy=15mm
**Zoom Scan (5x5x7)/Cube 0:** Measurement grid: dx=8mm, dy=8mm, dz=5mm
Peak SAR (extrapolated) = 7.06 W/kg
**SAR(10 g) = 2.08 W/kg**
Deviation(10 g) = 5.58%

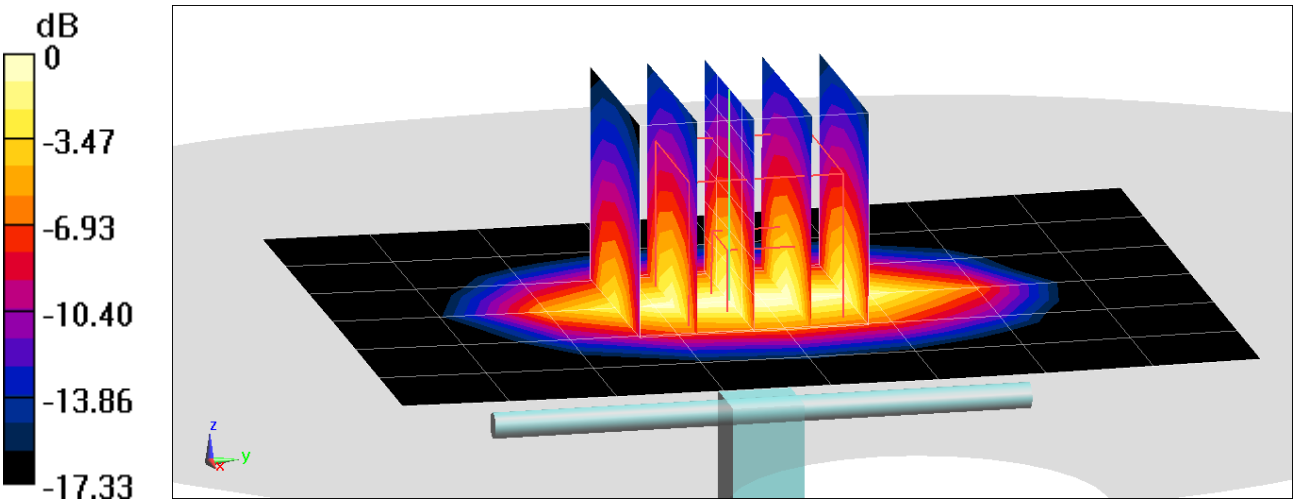


0 dB = 5.91 W/kg = 7.72 dBW/kg

**DUT: Dipole 1750 MHz; Type: D1750V2; Serial: 1092**

Communication System: UID 0, CW; Frequency: 1750 MHz; Duty Cycle: 1:1
Medium: 1750 MHz Body Medium parameters used:
f = 1750 MHz; $\sigma$ = 1.479 S/m; $\varepsilon_r$ = 52.125; $\rho$ = 1000 kg/m$^3$
Phantom section: Flat Section; Space: 1.0 cm

Test Date: 07-02-2020; Ambient Temp: 21.4°C; Tissue Temp: 20.3°C

Probe: EX3DV4 - SN3837; ConvF(7.88, 7.88, 7.88) @ 1750 MHz; Calibrated: 1/20/2020
Sensor-Surface: 1.4mm (Mechanical Surface Detection)
Electronics: DAE4 Sn793; Calibrated: 1/14/2020
Phantom: Twin-SAM V4.0 Main; Type: QD 000 P40 CC; Serial: 1114
Measurement SW: DASY52, Version 52.10 (4);SEMCAD X Version 14.6.14 (7483)

## 1750 MHz System Verification at 20.0 dBm (100 mW)

**Area Scan (7x9x1):** Measurement grid: dx=15mm, dy=15mm
**Zoom Scan (5x5x7)/Cube 0:** Measurement grid: dx=8mm, dy=8mm, dz=5mm
Peak SAR (extrapolated) = 7.16 W/kg
**SAR(10 g) = 2 W/kg**
Deviation(10 g) = 3.09%

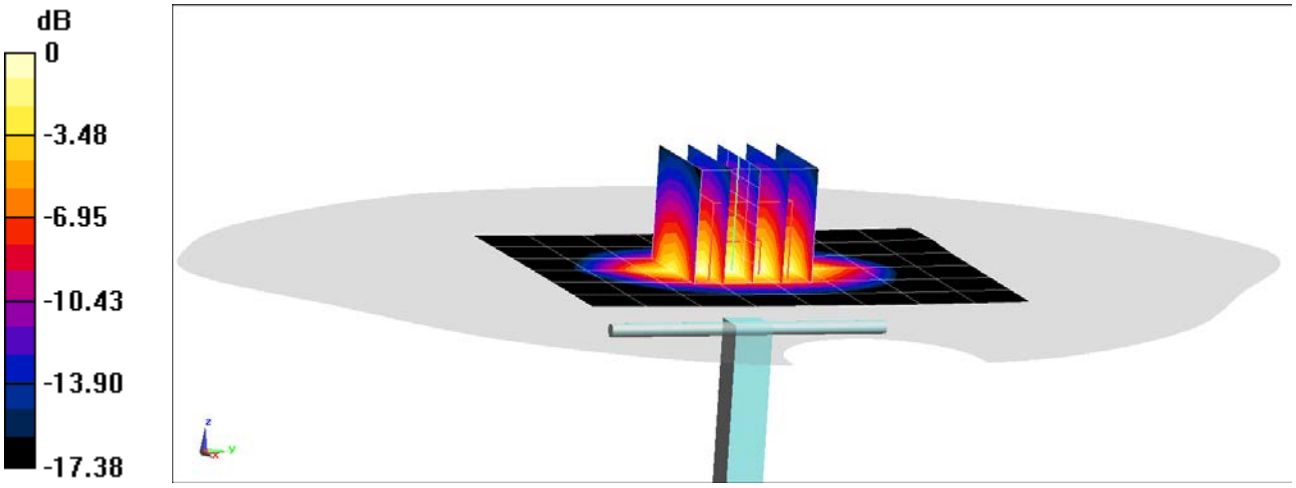


0 dB = 5.94 W/kg = 7.74 dBW/kg

# PCTEST

**DUT: Dipole 1900 MHz; Type: D1900V2; Serial: 5d030**

Communication System: UID 0, CW; Frequency: 1900 MHz; Duty Cycle: 1:1
Medium: 1900 MHz Body Medium parameters used (interpolated):
f = 1900 MHz; $\sigma$ = 1.575 S/m; $\varepsilon_r$ = 51.078; $\rho$ = 1000 kg/m$^3$
Phantom section: Flat Section; Space: 1.0 cm

Test Date: 06-26-2020; Ambient Temp: 23.8°C; Tissue Temp: 20.5°C

Probe: EX3DV4 - SN3837; ConvF(7.68, 7.68, 7.68) @ 1900 MHz; Calibrated: 1/20/2020
Sensor-Surface: 1.4mm (Mechanical Surface Detection)
Electronics: DAE4 Sn793; Calibrated: 1/14/2020
Phantom: Twin-SAM V4.0 Main; Type: QD 000 P40 CC; Serial: 1114
Measurement SW: DASY52, Version 52.10 (4);SEMCAD X Version 14.6.14 (7483)

## 1900 MHz System Verification at 20.0 dBm (100 mW)

**Area Scan (7x11x1):** Measurement grid: dx=15mm, dy=15mm
**Zoom Scan (5x5x7)/Cube 0:** Measurement grid: dx=8mm, dy=8mm, dz=5mm
Peak SAR (extrapolated) = 7.73 W/kg
**SAR(10 g) = 2.17 W/kg**
Deviation(10 g) = 2.84%

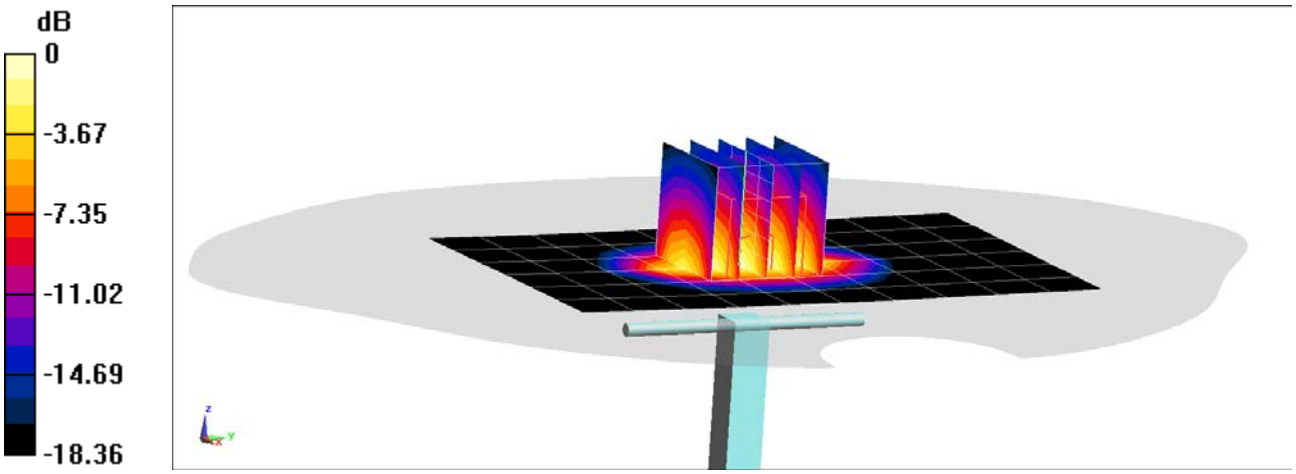


0 dB = 6.52 W/kg = 8.14 dBW/kg

# PCTEST

**DUT: Dipole 1900 MHz; Type: D1900V2; Serial: 5d181**

Communication System: UID 0, CW; Frequency: 1900 MHz; Duty Cycle: 1:1
Medium: 1900 MHz Body Medium parameters used (interpolated):
f = 1900 MHz; $\sigma$ = 1.58 S/m; $\varepsilon_r$ = 51.854; $\rho$ = 1000 kg/m$^3$
Phantom section: Flat Section; Space: 1.0 cm

Test Date: 07-02-2020; Ambient Temp: 21.4°C; Tissue Temp: 20.3°C

Probe: EX3DV4 - SN3837; ConvF(7.68, 7.68, 7.68) @ 1900 MHz; Calibrated: 1/20/2020
Sensor-Surface: 1.4mm (Mechanical Surface Detection)
Electronics: DAE4 Sn793; Calibrated: 1/14/2020
Phantom: Twin-SAM V4.0 Main; Type: QD 000 P40 CC; Serial: 1114
Measurement SW: DASY52, Version 52.10 (4);SEMCAD X Version 14.6.14 (7483)

## 1900 MHz System Verification at 20.0 dBm (100 mW)

**Area Scan (7x11x1):** Measurement grid: dx=15mm, dy=15mm
**Zoom Scan (5x5x7)/Cube 0:** Measurement grid: dx=8mm, dy=8mm, dz=5mm
Peak SAR (extrapolated) = 7.82 W/kg
**SAR(10 g) = 2.19 W/kg**
Deviation(10 g) = 4.78%

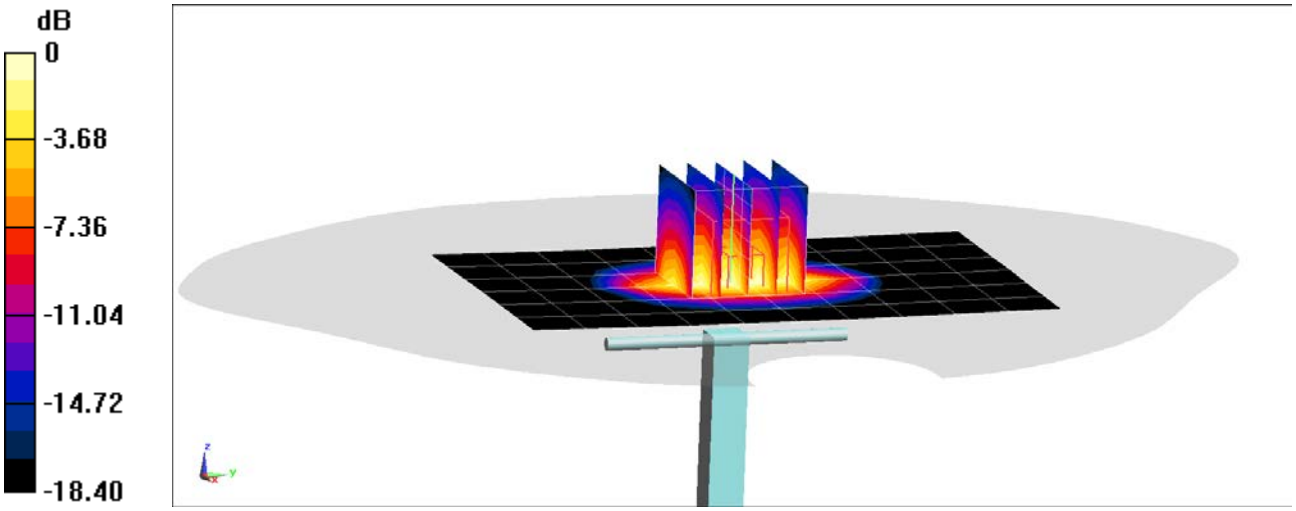


0 dB = 6.55 W/kg = 8.16 dBW/kg

# PCTEST

**DUT: Dipole 2450 MHz; Type: D2450V2; Serial: 921**

Communication System: UID 0, CW; Frequency: 2450 MHz; Duty Cycle: 1:1
Medium: 2450 MHz Body Medium parameters used:
f = 2450 MHz; $\sigma$ = 2.015 S/m; $\varepsilon_r$ = 51.449; $\rho$ = 1000 kg/m$^3$
Phantom section: Flat Section; Space: 1.0 cm

Test Date: 06-28-2020; Ambient Temp: 21.1°C; Tissue Temp: 21.0°C

Probe: EX3DV4 - SN7491; ConvF(7.57, 7.57, 7.57) @ 2450 MHz; Calibrated: 7/16/2019
Sensor-Surface: 1.4mm (Mechanical Surface Detection)
Electronics: DAE4 Sn1402; Calibrated: 7/10/2019
Phantom: Twin-SAM V8.0; Type: QD 000 P41 Ax; Serial: 1936
Measurement SW: DASY52, Version 52.10 (4);SEMCAD X Version 14.6.14 (7483)

## 2450 MHz System Verification at 20.0 dBm (100 mW)

**Area Scan (8x9x1):** Measurement grid: dx=12mm, dy=12mm
**Zoom Scan (7x7x7)/Cube 0:** Measurement grid: dx=5mm, dy=5mm, dz=5mm
Peak SAR (extrapolated) = 10.9 W/kg
**SAR(10 g) = 2.33 W/kg**
Deviation(10 g) = -2.10%

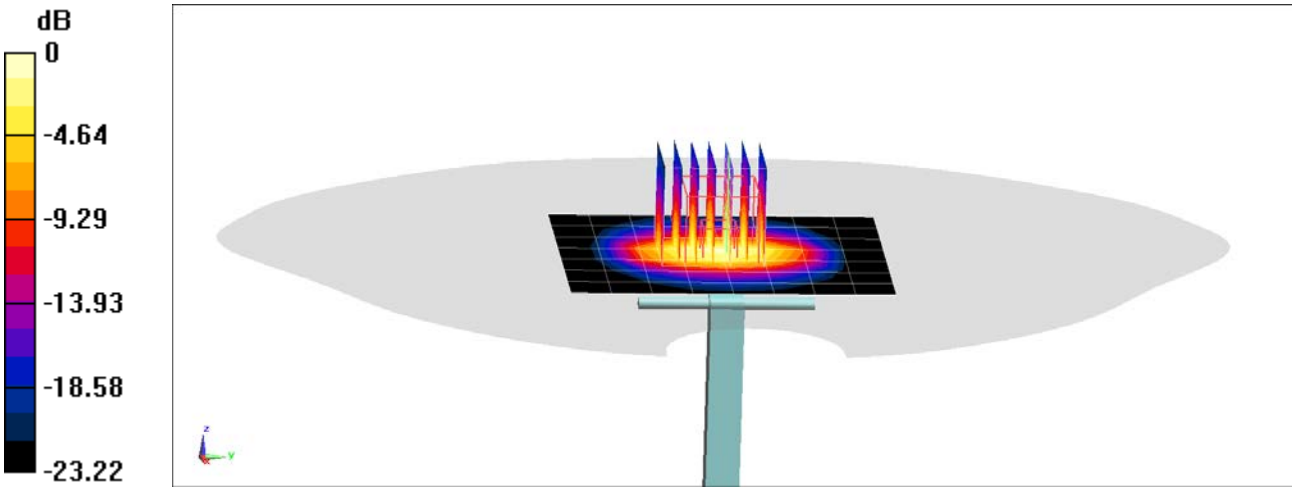


0 dB = 8.62 W/kg = 9.36 dBW/kg

**DUT: Dipole 2450 MHz; Type: D2450V2; Serial: 945**

Communication System: UID 0, CW; Frequency: 2450 MHz; Duty Cycle: 1:1
Medium: 2450 MHz Body Medium parameters used:
f = 2450 MHz; $\sigma$ = 2.005 S/m; $\varepsilon_r$ = 51.256; $\rho$ = 1000 kg/m$^3$
Phantom section: Flat Section; Space: 1.0 cm

Test Date: 07-17-2020; Ambient Temp: 22.7°C; Tissue Temp: 20.4°C

Probe: EX3DV4 - SN7416; ConvF(7.28, 7.28, 7.28) @ 2450 MHz; Calibrated: 6/22/2020
Sensor-Surface: 1.4mm (Mechanical Surface Detection)
Electronics: DAE4 Sn701; Calibrated: 6/11/2020
Phantom: Twin-SAM V8.0; Type: QD 000 P41 Ax; Serial: 1936
Measurement SW: DASY52, Version 52.10 (4);SEMCAD X Version 14.6.14 (7483)

## 2450 MHz System Verification at 20.0 dBm (100 mW)

**Area Scan (8x9x1):** Measurement grid: dx=12mm, dy=12mm
**Zoom Scan (7x7x7)/Cube 0:** Measurement grid: dx=5mm, dy=5mm, dz=5mm
Peak SAR (extrapolated) = 10.9 W/kg
**SAR(10 g) = 2.38 W/kg**
Deviation(10 g) = 2.59%

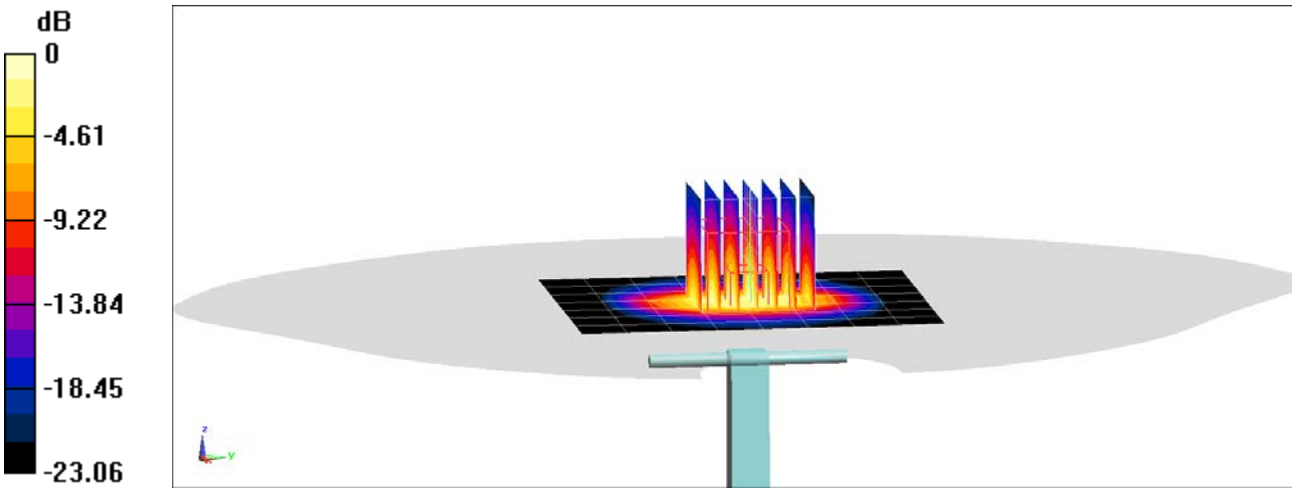


0 dB = 8.74 W/kg = 9.42 dBW/kg

# PCTEST

**DUT: Dipole 2450 MHz; Type: D2450V2; Serial: 750**

Communication System: UID 0, CW; Frequency: 2450 MHz; Duty Cycle: 1:1
Medium: 2450 MHz Body Medium parameters used:
f = 2450 MHz; $\sigma$ = 1.999 S/m; $\varepsilon_r$ = 51.483; $\rho$ = 1000 kg/m$^3$
Phantom section: Flat Section; Space: 1.0 cm

Test Date: 07-22-2020; Ambient Temp: 23.1 °C; Tissue Temp: 22.8 °C

Probe: EX3DV4 - SN3949; ConvF(7.75, 7.75, 7.75) @ 2450 MHz; Calibrated: 8/29/2019
Sensor-Surface: 1.4mm (Mechanical Surface Detection)
Electronics: DAE4 Sn1408; Calibrated: 8/12/2019
Phantom: Twin-SAM V4.0; Type: QD 000 P40 CC; Serial: 1596
Measurement SW: DASY52, Version 52.10 (4);SEMCAD X Version 14.6.14 (7483)

## 2450 MHz System Verification at 20.0 dBm (100 mW)

**Area Scan (8x9x1):** Measurement grid: dx=12mm, dy=12mm
**Zoom Scan (7x7x7)/Cube 0:** Measurement grid: dx=5mm, dy=5mm, dz=5mm
Peak SAR (extrapolated) = 10.9 W/kg
**SAR(10 g) = 2.53 W/kg**
Deviation(10 g) =4.98%

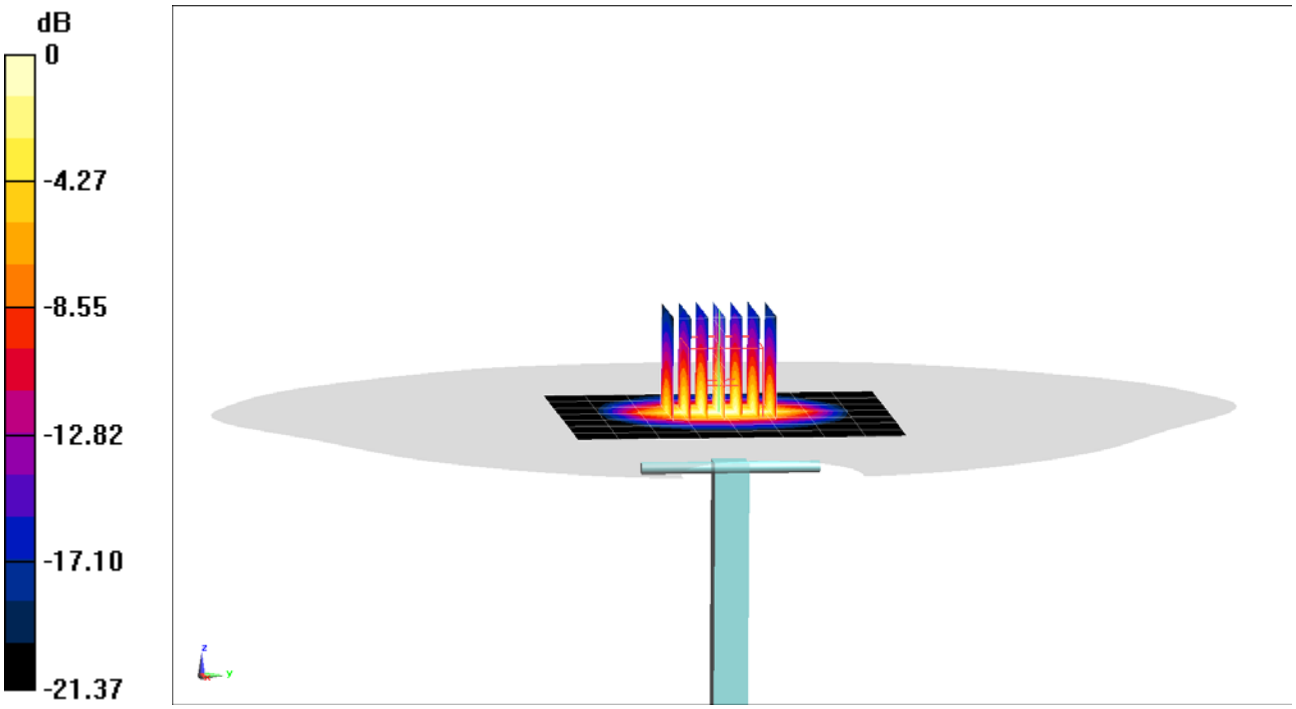


0 dB = 8.92 W/kg = 9.50 dBW/kg

# PCTEST

**DUT: Dipole 2450 MHz; Type: D2450V2; Serial: 750**

Communication System: UID 0, CW; Frequency: 2450 MHz; Duty Cycle: 1:1
Medium: 2450 MHz Body Medium parameters used:
f = 2450 MHz; $\sigma$ = 2.011 S/m; $\varepsilon_r$ = 51.251; $\rho$ = 1000 kg/m$^3$
Phantom section: Flat Section; Space: 1.0 cm

Test Date: 07-27-2020; Ambient Temp: 23.3 °C; Tissue Temp: 22.9 °C

Probe: EX3DV4 - SN3949; ConvF(7.75, 7.75, 7.75) @ 2450 MHz; Calibrated: 8/29/2019
Sensor-Surface: 1.4mm (Mechanical Surface Detection)
Electronics: DAE4 Sn1408; Calibrated: 8/12/2019
Phantom: Twin-SAM V4.0; Type: QD 000 P40 CC; Serial: 1596
Measurement SW: DASY52, Version 52.10 (4);SEMCAD X Version 14.6.14 (7483)

## 2450 MHz System Verification at 20.0 dBm (100 mW)

**Area Scan (8x9x1):** Measurement grid: dx=12mm, dy=12mm
**Zoom Scan (7x7x7)/Cube 0:** Measurement grid: dx=5mm, dy=5mm, dz=5mm
Peak SAR (extrapolated) = 9.96 W/kg
**SAR(10 g) = 2.25 W/kg**
Deviation(10 g) = -6.64%

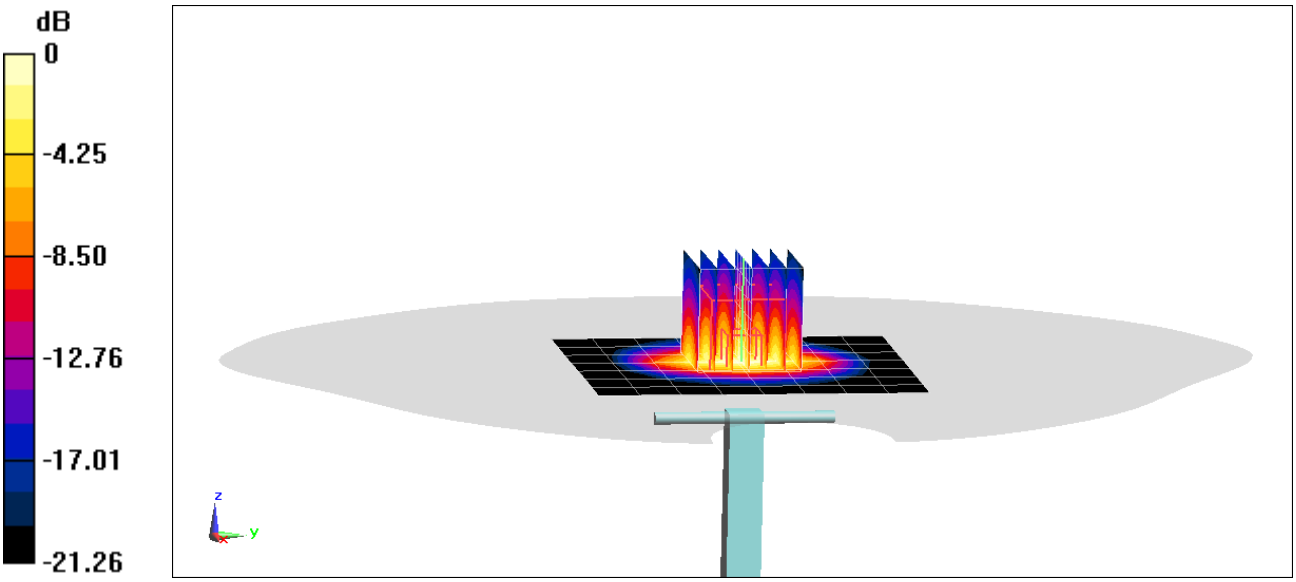


0 dB = 8.05 W/kg = 9.06 dBW/kg

**DUT: Dipole 2600 MHz; Type: D2600V2; Serial: 1069**

Communication System: UID 0, CW; Frequency: 2600 MHz; Duty Cycle: 1:1
Medium: 2450 MHz Body Medium parameters used:
f = 2600 MHz; $\sigma$ = 2.232 S/m; $\varepsilon_r$ = 50.901; $\rho$ = 1000 kg/m$^3$
Phantom section: Flat Section; Space: 1.0 cm

Test Date: 06-28-2020; Ambient Temp: 21.1°C; Tissue Temp: 21.0°C

Probe: EX3DV4 - SN7491; ConvF(7.45, 7.45, 7.45) @ 2600 MHz; Calibrated: 7/16/2019
Sensor-Surface: 1.4mm (Mechanical Surface Detection)
Electronics: DAE4 Sn1402; Calibrated: 7/10/2019
Phantom: Twin-SAM V8.0; Type: QD 000 P41 Ax; Serial: 1936
Measurement SW: DASY52, Version 52.10 (4);SEMCAD X Version 14.6.14 (7483)

## 2600 MHz System Verification at 20.0 dBm (100 mW)

**Area Scan (8x9x1):** Measurement grid: dx=12mm, dy=12mm
**Zoom Scan (7x7x7)/Cube 0:** Measurement grid: dx=5mm, dy=5mm, dz=5mm
Peak SAR (extrapolated) = 11.7 W/kg
**SAR(10 g) = 2.37 W/kg**
Deviation(10 g) = -4.44%

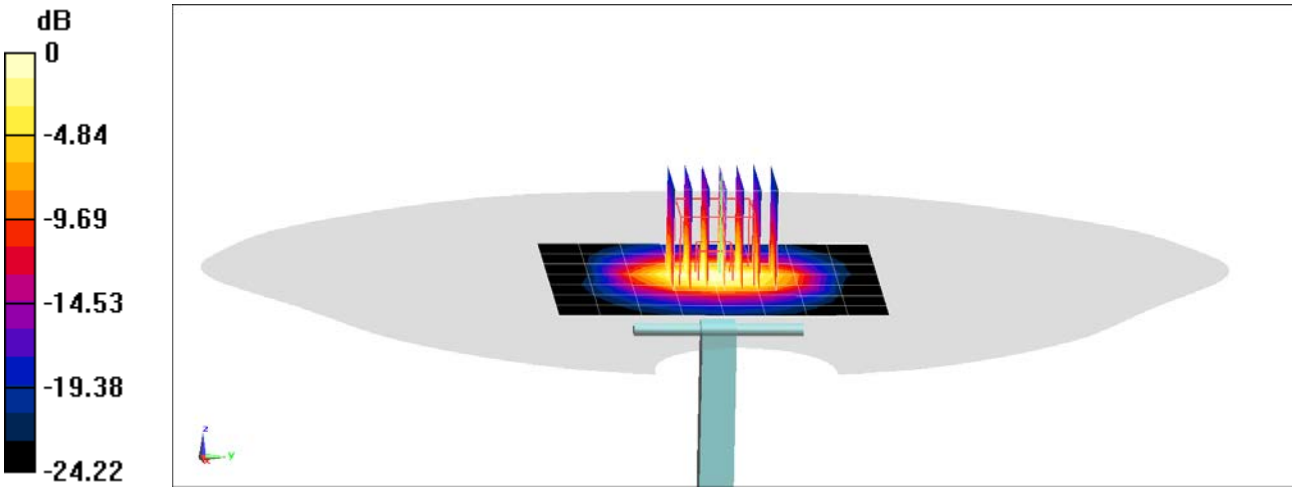


0 dB = 8.60 W/kg = 9.34 dBW/kg

**DUT: Dipole 2600 MHz; Type: D2600V2; Serial: 1009**

Communication System: UID 0, CW; Frequency: 2600 MHz; Duty Cycle: 1:1
Medium: 2450 MHz Body Medium parameters used:
f = 2600 MHz; $\sigma$ = 2.209 S/m; $\varepsilon_r$ = 50.701; $\rho$ = 1000 kg/m$^3$
Phantom section: Flat Section; Space: 1.0 cm

Test Date: 07-17-2020; Ambient Temp: 22.7°C; Tissue Temp: 20.4°C

Probe: EX3DV4 - SN7416; ConvF(7.23, 7.23, 7.23) @ 2600 MHz; Calibrated: 6/22/2020
Sensor-Surface: 1.4mm (Mechanical Surface Detection)
Electronics: DAE4 Sn701; Calibrated: 6/11/2020
Phantom: Twin-SAM V8.0; Type: QD 000 P41 Ax; Serial: 1936
Measurement SW: DASY52, Version 52.10 (4);SEMCAD X Version 14.6.14 (7483)

## 2600 MHz System Verification at 20.0 dBm (100 mW)

**Area Scan (8x9x1):** Measurement grid: dx=12mm, dy=12mm
**Zoom Scan (7x7x7)/Cube 0:** Measurement grid: dx=5mm, dy=5mm, dz=5mm
Peak SAR (extrapolated) = 12.5 W/kg
**SAR(10 g) = 2.41 W/kg**
Deviation(10 g) = -3.60%

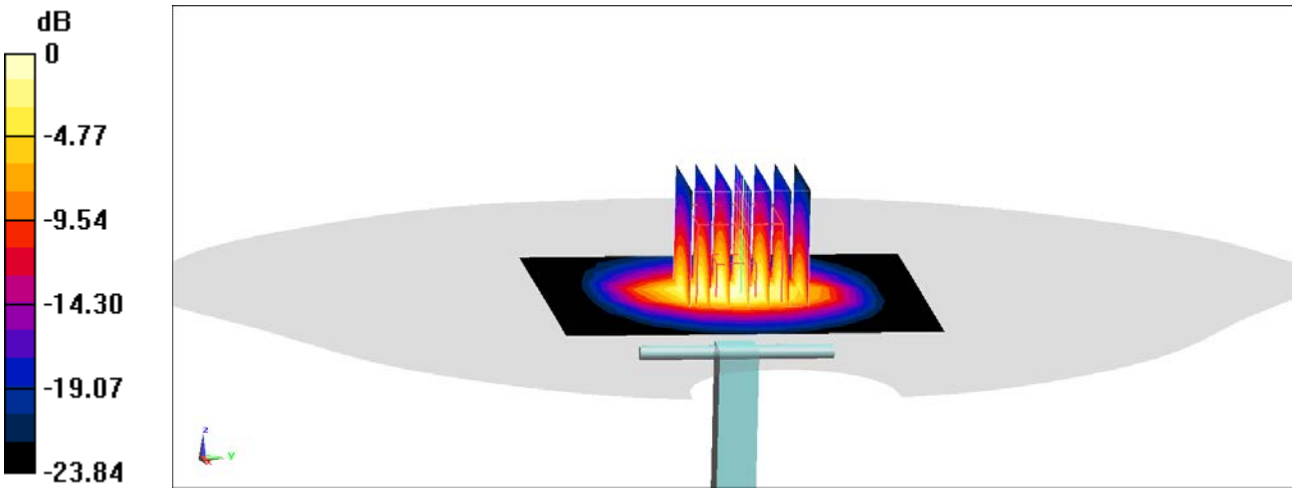


0 dB = 7.95 W/kg = 9.00 dBW/kg

# PCTEST

**DUT: Dipole 5 GHz; Type: D5GHzV2; Serial: 1123**

Communication System: UID 0, CW; Frequency: 5250 MHz; Duty Cycle: 1:1
Medium: 5 GHz Body Medium parameters used (interpolated):
f = 5250 MHz; $\sigma$ = 5.439 S/m; $\varepsilon_r$ = 47.523; $\rho$ = 1000 kg/m$^3$
Phantom section: Flat Section; Space: 1.0 cm

Test Date: 07-21-2020; Ambient Temp: 23.5°C; Tissue Temp: 21.6°C

Probe: EX3DV4 - SN7427; ConvF(4.7, 4.7, 4.7) @ 5250 MHz; Calibrated: 2/19/2020
Sensor-Surface: 1.4mm (Mechanical Surface Detection)
Electronics: DAE4 Sn1403; Calibrated: 2/13/2020
Phantom: Twin-SAM V4.0; Type: QD 000 P40 CD; Serial: 1736
Measurement SW: DASY52, Version 52.10 (4);SEMCAD X Version 14.6.14 (7483)

## 5250 MHz System Verification at 17.0 dBm (50 mW)

**Area Scan (7x7x1):** Measurement grid: dx=10mm, dy=10mm
**Zoom Scan (8x8x7)/Cube 0:** Measurement grid: dx=4mm, dy=4mm, dz=1.4mm; Graded Ratio: 1.4
Peak SAR (extrapolated) = 13.9 W/kg
**SAR(10 g) = 0.955 W/kg**
Deviation(10 g) = -7.28%

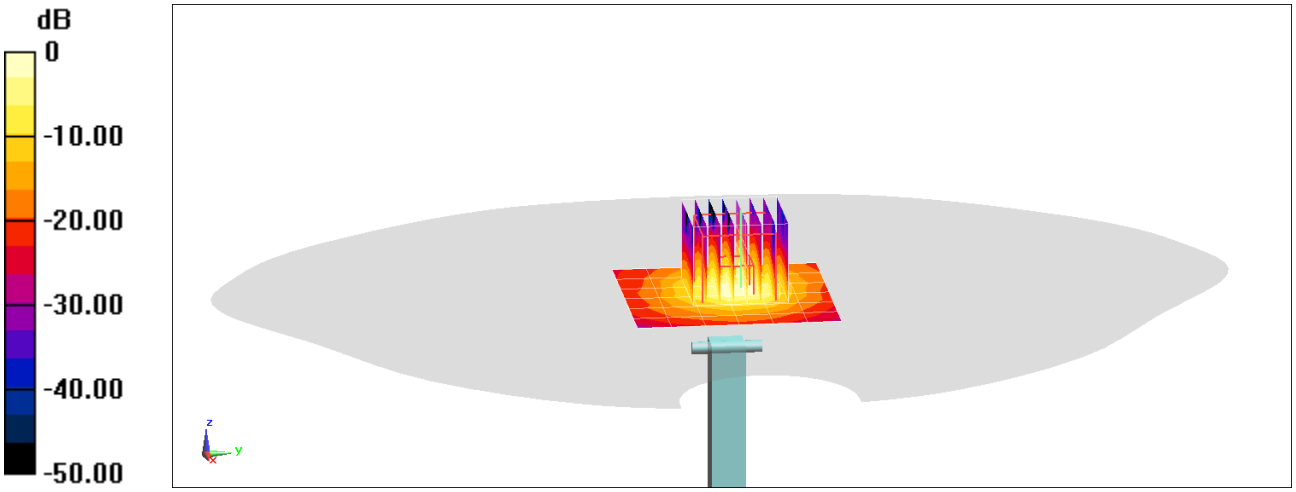


0 dB = 8.20 W/kg = 9.14 dBW/kg

# PCTEST

**DUT: Dipole 5 GHz; Type: D5GHzV2; Serial: 1123**

Communication System: UID 0, CW; Frequency: 5600 MHz; Duty Cycle: 1:1
Medium: 5 GHz Body Medium parameters used:
f = 5600 MHz; $\sigma$ = 5.895 S/m; $\varepsilon_r$ = 46.92; $\rho$ = 1000 kg/m$^3$
Phantom section: Flat Section; Space: 1.0 cm

Test Date: 07-21-2020; Ambient Temp: 23.5°C; Tissue Temp: 21.6°C

Probe: EX3DV4 - SN7427; ConvF(4.24, 4.24, 4.24) @ 5600 MHz; Calibrated: 2/19/2020
Sensor-Surface: 1.4mm (Mechanical Surface Detection)
Electronics: DAE4 Sn1403; Calibrated: 2/13/2020
Phantom: Twin-SAM V4.0; Type: QD 000 P40 CD; Serial: 1736
Measurement SW: DASY52, Version 52.10 (4);SEMCAD X Version 14.6.14 (7483)

## 5600 MHz System Verification at 17.0 dBm (50 mW)

**Area Scan (7x7x1):** Measurement grid: dx=10mm, dy=10mm
**Zoom Scan (8x8x7)/Cube 0:** Measurement grid: dx=4mm, dy=4mm, dz=1.4mm; Graded Ratio: 1.4
Peak SAR (extrapolated) = 18.0 W/kg
**SAR(10 g) = 1.12 W/kg**
Deviation(10 g) = 3.23%

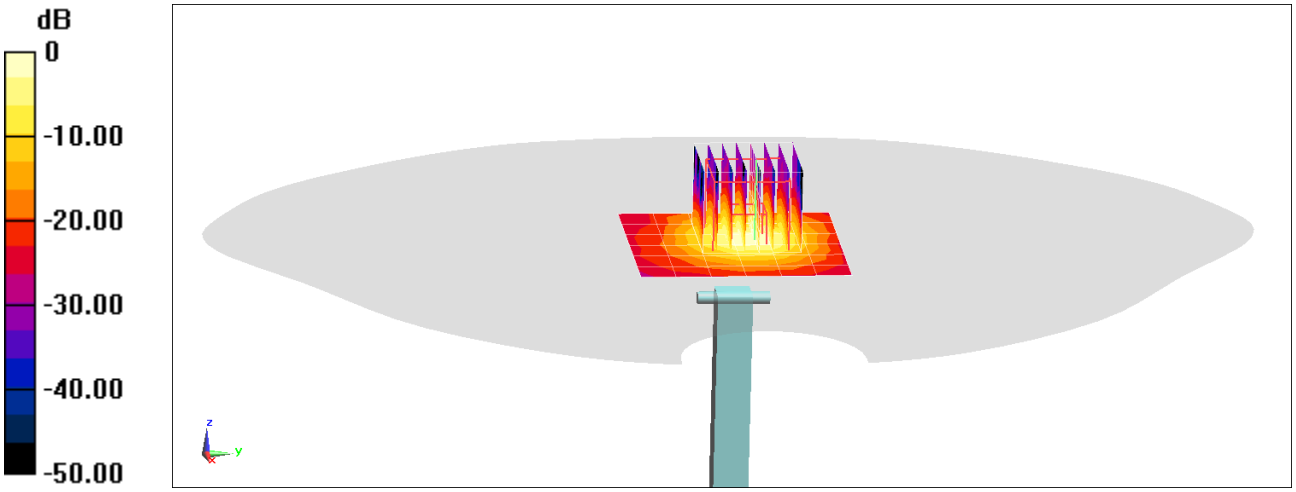


0 dB = 9.94 W/kg = 9.97 dBW/kg

# PCTEST

**DUT: Dipole 5 GHz; Type: D5GHzV2; Serial: 1123**

Communication System: UID 0, CW; Frequency: 5750 MHz; Duty Cycle: 1:1
Medium: 5 GHz Body Medium parameters used (interpolated):
f = 5750 MHz; $\sigma$ = 6.102 S/m; $\varepsilon_r$ = 46.727; $\rho$ = 1000 kg/m$^3$
Phantom section: Flat Section; Space: 1.0 cm

Test Date: 07-21-2020; Ambient Temp: 23.5°C; Tissue Temp: 21.6°C

Probe: EX3DV4 - SN7427; ConvF(4.31, 4.31, 4.31) @ 5750 MHz; Calibrated: 2/19/2020
Sensor-Surface: 1.4mm (Mechanical Surface Detection)
Electronics: DAE4 Sn1403; Calibrated: 2/13/2020
Phantom: Twin-SAM V4.0; Type: QD 000 P40 CD; Serial: 1736
Measurement SW: DASY52, Version 52.10 (4);SEMCAD X Version 14.6.14 (7483)

## 5750 MHz System Verification at 17.0 dBm (50 mW)

**Area Scan (7x7x1):** Measurement grid: dx=10mm, dy=10mm
**Zoom Scan (8x8x8)/Cube 0:** Measurement grid: dx=4mm, dy=4mm, dz=1.4mm; Graded Ratio: 1.4
Peak SAR (extrapolated) = 16.6 W/kg
**SAR(10 g) = 0.979 W/kg**
Deviation(10 g) = -5.87%

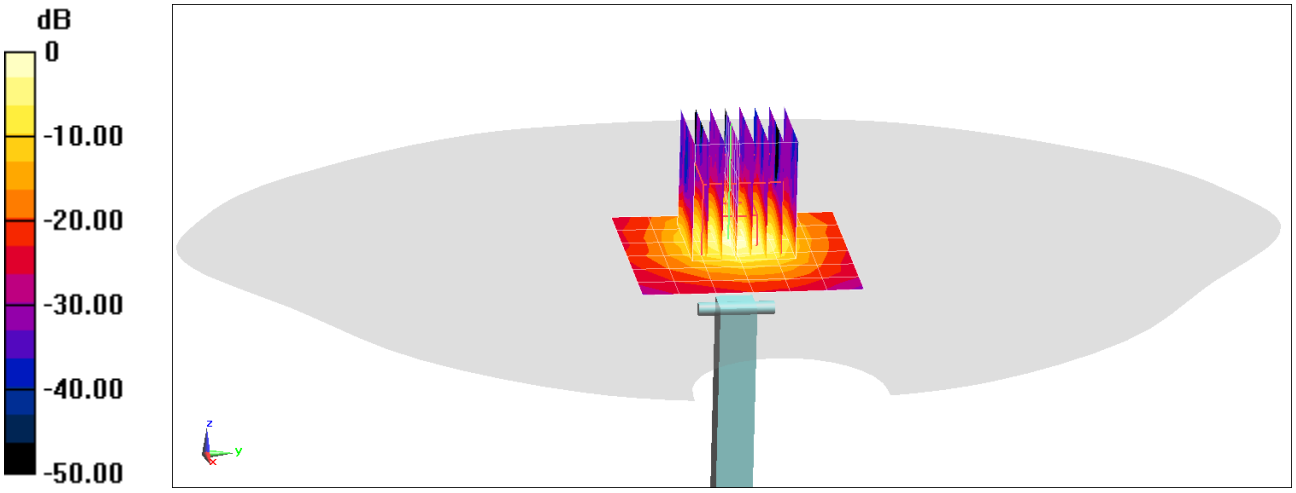


0 dB = 9.15 W/kg = 9.61 dBW/kg

# APPENDIX C: SAR TISSUE SPECIFICATIONS


© 2020 PCTEST

Measurement Procedure for Tissue verification:

1) The network analyzer and probe system was configured and calibrated.
2) The probe was immersed in the tissue. The tissue was placed in a nonmetallic container. Trapped air bubbles beneath the flange were minimized by placing the probe at a slight angle.
3) The complex admittance with respect to the probe aperture was measured
4) The complex relative permittivity $\varepsilon'$ can be calculated from the below equation (Pournaropoulos and Misra):

$$Y = \frac{j2\omega\varepsilon_r\varepsilon_0}{\left[\ln(b/a)\right]^2}\int_a^b\int_a^b\int_0^\pi \cos\phi' \frac{\exp\left[-j\omega r(\mu_0\varepsilon_r'\varepsilon_0)^{1/2}\right]}{r} d\phi' d\rho' d\rho$$

where $Y$ is the admittance of the probe in contact with the sample, the primed and unprimed coordinates refer to source and observation points, respectively, $r^2 = \rho^2 + \rho'^2 - 2\rho\rho'\cos\phi'$ , $\omega$ is the angular frequency, and $j = \sqrt{-1}$ .

**3 Composition / Information on ingredients**

**3.2 Mixtures**
**Description:** Aqueous solution with surfactants and inhibitors
**Declarable, or hazardous components:**

| | | |
|---|---|---|
| CAS: 107-21-1<br>EINECS: 203-473-3<br>Reg.nr.: 01-2119456816-28-0000 | **Ethanediol**<br>STOT RE 2, H373;<br>Acute Tox. 4, H302 | >1.0-4.9% |
| CAS: 68608-26-4<br>EINECS: 271-781-5<br>Reg.nr.: 01-2119527859-22-0000 | **Sodium petroleum sulfonate**<br>Eye Irrit. 2, H319 | < 2.9% |
| CAS: 107-41-5<br>EINECS: 203-489-0<br>Reg.nr.: 01-2119539582-35-0000 | **Hexylene Glycol / 2-Methyl-pentane-2,4-diol**<br>Skin Irrit. 2, H315; Eye Irrit. 2, H319 | < 2.9% |
| CAS: 68920-66-1<br>NLP: 500-236-9<br>Reg.nr.: 01-2119489407-26-0000 | **Alkoxylated alcohol, > $C_{16}$**<br>Aquatic Chronic 2, H411;<br>Skin Irrit. 2, H315; Eye Irrit. 2, H319 | < 2.0% |

**Additional information:**
For the wording of the listed risk phrases refer to section 16.
Not mentioned CAS-, EINECS- or registration numbers are to be regarded as Proprietary/Confidential.
The specific chemical identity and/or exact percentage concentration of proprietary components is withheld as a trade secret.

**Figure C-1**

Note: Liquid recipes are proprietary SPEAG. Since the composition is approximate to the actual liquids utilized, the manufacturer tissue-equivalent liquid data sheets are provided below.


© 2020 PCTEST

Schmid & Partner Engineering AG

**s p e a g**

Zeughausstrasse 43, 8004 Zurich, Switzerland
Phone +41 44 245 9700, Fax +41 44 245 9779
info@speag.com, http://www.speag.com

## Measurement Certificate / Material Test

| | |
|---|---|
| Item Name | **Body Tissue Simulating Liquid (MBBL600-6000V6)** |
| Product No. | SL AAM U16 BC (Batch: 181029-1) |
| Manufacturer | SPEAG |

**Measurement Method**

TSL dielectric parameters measured using calibrated DAK probe.

**Target Parameters**

Target parameters as defined in the KDB 865664 compliance standard.

**Test Condition**

| | |
|---|---|
| Ambient Condition | 22°C ; 30% humidity |
| TSL Temperature | 22°C |
| Test Date | 30-Oct-18 |
| Operator | CL |

**Additional Information**

TSL Density
TSL Heat-capacity

**Results**

| | Measured | | | Target | | Diff.to Target [%] | |
|---|---|---|---|---|---|---|---|
| f [MHz] | e' | e'' | sigma | eps | sigma | Δ-eps | Δ-sigma |
| 800 | 55.1 | 21.3 | 0.95 | 55.3 | 0.97 | -0.4 | -2.1 |
| 825 | 55.1 | 20.8 | 0.96 | 55.2 | 0.98 | -0.3 | -2.0 |
| 835 | 55.1 | 20.6 | 0.96 | 55.1 | 0.99 | 0.0 | -2.5 |
| 850 | 55.1 | 20.4 | 0.96 | 55.2 | 0.99 | -0.1 | -3.0 |
| 900 | 55.0 | 19.7 | 0.98 | 55.0 | 1.05 | 0.0 | -6.7 |
| 1400 | 54.2 | 15.6 | 1.22 | 54.1 | 1.28 | 0.2 | -4.7 |
| 1450 | 54.1 | 15.4 | 1.24 | 54.0 | 1.30 | 0.2 | -4.6 |
| 1500 | 54.1 | 15.3 | 1.27 | 53.9 | 1.33 | 0.3 | -4.5 |
| 1550 | 54.0 | 15.1 | 1.30 | 53.9 | 1.36 | 0.2 | -4.4 |
| 1600 | 53.9 | 15.0 | 1.33 | 53.8 | 1.39 | 0.2 | -4.3 |
| 1625 | 53.9 | 14.9 | 1.35 | 53.8 | 1.41 | 0.3 | -4.3 |
| 1640 | 53.9 | 14.9 | 1.36 | 53.7 | 1.42 | 0.3 | -4.2 |
| 1650 | 53.8 | 14.9 | 1.36 | 53.7 | 1.43 | 0.2 | -4.9 |
| 1700 | 53.8 | 14.8 | 1.40 | 53.6 | 1.46 | 0.4 | -4.1 |
| 1750 | 53.7 | 14.7 | 1.43 | 53.4 | 1.49 | 0.5 | -4.0 |
| 1800 | 53.7 | 14.6 | 1.46 | 53.3 | 1.52 | 0.8 | -3.9 |
| 1810 | 53.7 | 14.6 | 1.47 | 53.3 | 1.52 | 0.8 | -3.3 |
| 1825 | 53.7 | 14.6 | 1.48 | 53.3 | 1.52 | 0.8 | -2.6 |
| 1850 | 53.6 | 14.5 | 1.50 | 53.3 | 1.52 | 0.6 | -1.3 |
| 1900 | 53.5 | 14.5 | 1.53 | 53.3 | 1.52 | 0.4 | 0.7 |
| 1950 | 53.5 | 14.5 | 1.57 | 53.3 | 1.52 | 0.4 | 3.3 |
| 2000 | 53.4 | 14.4 | 1.60 | 53.3 | 1.52 | 0.2 | 5.3 |
| 2050 | 53.4 | 14.4 | 1.64 | 53.2 | 1.57 | 0.3 | 4.5 |
| 2100 | 53.3 | 14.4 | 1.68 | 53.2 | 1.62 | 0.2 | 3.7 |
| 2150 | 53.3 | 14.4 | 1.72 | 53.1 | 1.66 | 0.4 | 3.6 |
| 2200 | 53.2 | 14.4 | 1.76 | 53.0 | 1.71 | 0.3 | 2.9 |
| 2250 | 53.1 | 14.4 | 1.81 | 53.0 | 1.76 | 0.2 | 2.8 |
| 2300 | 53.1 | 14.4 | 1.85 | 52.9 | 1.81 | 0.4 | 2.2 |
| 2350 | 53.0 | 14.5 | 1.89 | 52.8 | 1.85 | 0.3 | 2.2 |
| 2400 | 52.9 | 14.5 | 1.94 | 52.8 | 1.90 | 0.2 | 2.1 |
| 2450 | 52.9 | 14.5 | 1.98 | 52.7 | 1.95 | 0.4 | 1.5 |
| 2500 | 52.8 | 14.6 | 2.03 | 52.6 | 2.02 | 0.3 | 0.5 |
| 2550 | 52.7 | 14.6 | 2.07 | 52.6 | 2.09 | 0.2 | -1.0 |
| 2600 | 52.6 | 14.7 | 2.12 | 52.5 | 2.16 | 0.2 | -1.9 |

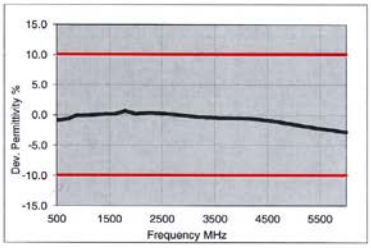


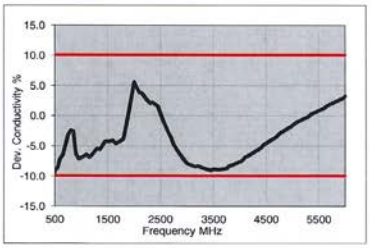


| | | | | | | | |
|---|---|---|---|---|---|---|---|
| 3500 | 51.1 | 15.5 | 3.02 | 51.3 | 3.31 | -0.4 | -8.8 |
| 3700 | 50.8 | 15.7 | 3.24 | 51.1 | 3.55 | -0.5 | -8.8 |
| 5200 | 48.1 | 18.2 | 5.27 | 49.0 | 5.30 | -1.8 | -0.6 |
| 5250 | 48.0 | 18.3 | 5.34 | 49.0 | 5.36 | -1.9 | -0.4 |
| 5300 | 47.9 | 18.4 | 5.41 | 48.9 | 5.42 | -2.0 | -0.2 |
| 5500 | 47.5 | 18.6 | 5.70 | 48.6 | 5.65 | -2.2 | 0.8 |
| 5600 | 47.3 | 18.8 | 5.84 | 48.5 | 5.77 | -2.3 | 1.3 |
| 5700 | 47.1 | 18.9 | 5.99 | 48.3 | 5.88 | -2.5 | 1.8 |
| 5800 | 47.0 | 19.0 | 6.14 | 48.2 | 6.00 | -2.6 | 2.3 |

TSL Dielectric Parameters 1

**Figure C-2**
**600 – 5800 MHz Body Tissue Equivalent Matter**



© 2020 PCTEST

Schmid & Partner Engineering AG

s p e a g

Zeughausstrasse 43, 8004 Zurich, Switzerland
Phone +41 44 245 9700, Fax +41 44 245 9779
info@speag.com, http://www.speag.com

## Measurement Certificate / Material Test

| | |
|---|---|
| Item Name | **Head Tissue Simulating Liquid (HBBL600-10000V6)** |
| Product No. | SL AAH U16 BC (Batch: 181031-2) |
| Manufacturer | SPEAG |

**Measurement Method**

TSL dielectric parameters measured using calibrated DAK probe.

**Target Parameters**

Target parameters as defined in the IEEE 1528 and IEC 62209 compliance standards.

**Test Condition**

| | |
|---|---|
| Ambient Condition | 22°C ; 30% humidity |
| TSL Temperature | 22°C |
| Test Date | 31-Oct-18 |
| Operator | CL |

**Additional Information**

TSL Density
TSL Heat-capacity

**Results**

| | Measured | | | Target | | Diff.to Target [%] | |
|---|---|---|---|---|---|---|---|
| f [MHz] | e' | e'' | sigma | eps | sigma | Δ-eps | Δ-sigma |
| 800 | 43.8 | 20.5 | 0.91 | 41.7 | 0.90 | 5.1 | 1.4 |
| 825 | 43.8 | 20.1 | 0.92 | 41.6 | 0.91 | 5.3 | 1.5 |
| 835 | 43.8 | 19.9 | 0.93 | 41.5 | 0.91 | 5.4 | 2.0 |
| 850 | 43.7 | 19.7 | 0.93 | 41.5 | 0.92 | 5.3 | 1.5 |
| 900 | 43.5 | 18.9 | 0.95 | 41.5 | 0.97 | 4.8 | -2.1 |
| 1400 | 42.5 | 15.0 | 1.17 | 40.6 | 1.18 | 4.7 | -0.8 |
| 1450 | 42.5 | 14.8 | 1.19 | 40.5 | 1.20 | 4.9 | -0.8 |
| 1600 | 42.2 | 14.3 | 1.27 | 40.3 | 1.28 | 4.7 | -1.1 |
| 1625 | 42.2 | 14.2 | 1.29 | 40.3 | 1.30 | 4.8 | -0.7 |
| 1640 | 42.2 | 14.2 | 1.30 | 40.3 | 1.31 | 4.8 | -0.5 |
| 1650 | 42.1 | 14.2 | 1.30 | 40.2 | 1.31 | 4.6 | -1.0 |
| 1700 | 42.1 | 14.0 | 1.33 | 40.2 | 1.34 | 4.8 | -0.9 |
| 1750 | 42.0 | 13.9 | 1.36 | 40.1 | 1.37 | 4.8 | -0.8 |
| 1800 | 41.9 | 13.9 | 1.39 | 40.0 | 1.40 | 4.7 | -0.7 |
| 1810 | 41.9 | 13.8 | 1.40 | 40.0 | 1.40 | 4.7 | 0.0 |
| 1825 | 41.9 | 13.8 | 1.41 | 40.0 | 1.40 | 4.7 | 0.7 |
| 1850 | 41.8 | 13.8 | 1.42 | 40.0 | 1.40 | 4.5 | 1.4 |
| 1900 | 41.8 | 13.7 | 1.45 | 40.0 | 1.40 | 4.5 | 3.6 |
| 1950 | 41.7 | 13.7 | 1.48 | 40.0 | 1.40 | 4.3 | 5.7 |
| 2000 | 41.6 | 13.6 | 1.51 | 40.0 | 1.40 | 4.0 | 7.9 |
| 2050 | 41.6 | 13.6 | 1.55 | 39.9 | 1.44 | 4.2 | 7.3 |
| 2100 | 41.5 | 13.5 | 1.58 | 39.8 | 1.49 | 4.2 | 6.1 |
| 2150 | 41.4 | 13.5 | 1.62 | 39.7 | 1.53 | 4.2 | 5.7 |
| 2200 | 41.4 | 13.5 | 1.65 | 39.6 | 1.58 | 4.4 | 4.6 |
| 2250 | 41.3 | 13.5 | 1.69 | 39.6 | 1.62 | 4.4 | 4.2 |
| 2300 | 41.2 | 13.5 | 1.72 | 39.5 | 1.67 | 4.4 | 3.2 |
| 2350 | 41.1 | 13.5 | 1.76 | 39.4 | 1.71 | 4.4 | 2.9 |
| 2400 | 41.1 | 13.5 | 1.80 | 39.3 | 1.76 | 4.6 | 2.5 |
| 2450 | 41.0 | 13.5 | 1.84 | 39.2 | 1.80 | 4.6 | 2.2 |
| 2500 | 40.9 | 13.5 | 1.88 | 39.1 | 1.85 | 4.5 | 1.4 |
| 2550 | 40.8 | 13.5 | 1.92 | 39.1 | 1.91 | 4.4 | 0.6 |
| 2600 | 40.8 | 13.6 | 1.96 | 39.0 | 1.96 | 4.6 | -0.2 |
| 3500 | 39.2 | 14.1 | 2.74 | 37.9 | 2.91 | 3.3 | -5.8 |
| 3700 | 38.9 | 14.2 | 2.93 | 37.7 | 3.12 | 3.1 | -6.1 |

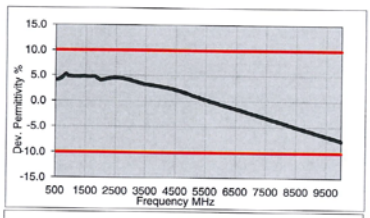


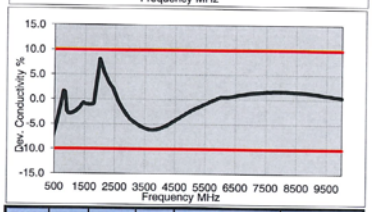


| | | | | | | | |
|---|---|---|---|---|---|---|---|
| 5200 | 36.3 | 15.8 | 4.57 | 36.0 | 4.66 | 0.9 | -1.7 |
| 5250 | 36.2 | 15.9 | 4.63 | 35.9 | 4.71 | 0.8 | -1.6 |
| 5300 | 36.1 | 15.9 | 4.69 | 35.9 | 4.76 | 0.7 | -1.4 |
| 5500 | 35.8 | 16.1 | 4.92 | 35.6 | 4.96 | 0.3 | -0.9 |
| 5600 | 35.6 | 16.2 | 5.04 | 35.5 | 5.07 | 0.1 | -0.6 |
| 5700 | 35.4 | 16.2 | 5.15 | 35.4 | 5.17 | 0.0 | -0.3 |
| 5800 | 35.2 | 16.3 | 5.27 | 35.3 | 5.27 | -0.2 | 0.0 |
| 6000 | 34.9 | 16.5 | 5.50 | 35.1 | 5.48 | -0.6 | 0.5 |
| 6500 | 34.0 | 16.9 | 6.12 | 34.5 | 6.07 | -1.4 | 0.9 |
| 7000 | 33.1 | 17.3 | 6.74 | 33.9 | 6.65 | -2.3 | 1.3 |
| 7500 | 32.2 | 17.6 | 7.36 | 33.3 | 7.24 | -3.2 | 1.6 |
| 8000 | 31.4 | 17.9 | 7.97 | 32.7 | 7.84 | -4.1 | 1.7 |
| 8500 | 30.5 | 18.2 | 8.59 | 32.1 | 8.45 | -5.0 | 1.6 |
| 9000 | 29.7 | 18.4 | 9.20 | 31.5 | 9.08 | -5.9 | 1.3 |
| 9500 | 28.9 | 18.5 | 9.80 | 31.0 | 9.71 | -6.8 | 0.9 |
| 10000 | 28.1 | 18.7 | 10.40 | 30.4 | 10.36 | -7.6 | 0.4 |



**Figure C-3**
**600 – 5800 MHz Head Tissue Equivalent Matter**



© 2020 PCTEST

# APPENDIX D: SAR SYSTEM VALIDATION



© 2020 PCTEST

Per FCC KDB Publication 865664 D02v01r02, SAR system validation status should be documented to confirm measurement accuracy. The SAR systems (including SAR probes, system components and software versions) used for this device were validated against its performance specifications prior to the SAR measurements. Reference dipoles were used with the required tissue- equivalent media for system validation, according to the procedures outlined in FCC KDB Publication 865664 D01v01r04. Since SAR probe calibrations are frequency dependent, each probe calibration point was validated at a frequency within the valid frequency range of the probe calibration point, using the system that normally operates with the probe for routine SAR measurements and according to the required tissue-equivalent media.

A tabulated summary of the system validation status including the validation date(s), measurement frequencies, SAR probes and tissue dielectric parameters has been included.

**Table D-1**
**SAR System Validation Summary – 1g**

| SAR SYSTEM # | FREQ. [MHz] | DATE | PROBE SN | PROBE CAL. POINT | | COND. (σ) | PERM. (εr) | CW VALIDATION | | | MOD. VALIDATION | | |
|---|---|---|---|---|---|---|---|---|---|---|---|---|---|
| | | | | | | | | SENSITIVITY | PROBE LINEARITY | PROBE ISOTROPY | MOD. TYPE | DUTY FACTOR | PAR |
| AM1 | 835 | 3/12/2020 | 7427 | 835 | Head | 0.887 | 41.650 | PASS | PASS | PASS | GMSK | PASS | N/A |
| AM8 | 1750 | 6/25/2020 | 7532 | 1750 | Head | 1.324 | 40.239 | PASS | PASS | PASS | N/A | N/A | N/A |
| AM7 | 1900 | 5/20/2020 | 7490 | 1900 | Head | 1.417 | 39.614 | PASS | PASS | PASS | GMSK | PASS | N/A |
| AM1 | 2450 | 3/13/2020 | 7427 | 2450 | Head | 1.788 | 38.750 | PASS | PASS | PASS | OFDM/TDD | PASS | PASS |
| AM7 | 2450 | 5/22/2020 | 7490 | 2450 | Head | 1.788 | 38.887 | PASS | PASS | PASS | OFDM/TDD | PASS | PASS |
| AM1 | 2600 | 3/13/2020 | 7427 | 2600 | Head | 1.902 | 38.470 | PASS | PASS | PASS | TDD | PASS | N/A |
| AM1 | 5250 | 4/17/2020 | 7427 | 5250 | Head | 4.645 | 36.201 | PASS | PASS | PASS | OFDM | N/A | PASS |
| AM1 | 5600 | 4/17/2020 | 7427 | 5600 | Head | 5.043 | 35.570 | PASS | PASS | PASS | OFDM | N/A | PASS |
| AM1 | 5750 | 4/17/2020 | 7427 | 5750 | Head | 5.220 | 35.300 | PASS | PASS | PASS | OFDM | N/A | PASS |

**Table D-2**
**SAR System Validation Summary – 10g**

| SAR SYSTEM # | FREQ. [MHz] | DATE | PROBE SN | PROBE CAL. POINT | | COND. (σ) | PERM. (εr) | CW VALIDATION | | | MOD. VALIDATION | | |
|---|---|---|---|---|---|---|---|---|---|---|---|---|---|
| | | | | | | | | SENSITIVITY | PROBE LINEARITY | PROBE ISOTROPY | MOD. TYPE | DUTY FACTOR | PAR |
| AM4 | 835 | 4/22/2020 | 7421 | 835 | Body | 0.992 | 54.556 | PASS | PASS | PASS | GMSK | PASS | N/A |
| AM6 | 1750 | 3/4/2020 | 3837 | 1750 | Body | 1.452 | 52.122 | PASS | PASS | PASS | N/A | N/A | N/A |
| AM6 | 1900 | 3/4/2020 | 3837 | 1900 | Body | 1.583 | 51.67 | PASS | PASS | PASS | GMSK | PASS | N/A |
| AM5 | 2450 | 8/14/2019 | 7491 | 2450 | Body | 1.972 | 51.904 | PASS | PASS | PASS | OFDM/TDD | PASS | PASS |
| AM5 | 2450 | 7/6/2020 | 7416 | 2450 | Body | 1.996 | 51.99 | PASS | PASS | PASS | OFDM/TDD | PASS | PASS |
| AM3 | 2450 | 9/4/2019 | 3949 | 2450 | Body | 1.955 | 52.22 | PASS | PASS | PASS | OFDM/TDD | PASS | PASS |
| AM5 | 2600 | 8/13/2019 | 7491 | 2600 | Body | 2.11 | 51.64 | PASS | PASS | PASS | TDD | PASS | N/A |
| AM5 | 2600 | 7/6/2020 | 7416 | 2600 | Body | 2.226 | 51.419 | PASS | PASS | PASS | TDD | PASS | N/A |
| AM1 | 5250 | 4/13/2020 | 7427 | 5250 | Body | 5.476 | 48.905 | PASS | PASS | PASS | OFDM | N/A | PASS |
| AM1 | 5600 | 4/13/2020 | 7427 | 5600 | Body | 5.981 | 48.23 | PASS | PASS | PASS | OFDM | N/A | PASS |
| AM1 | 5750 | 4/13/2020 | 7427 | 5750 | Body | 6.21 | 47.975 | PASS | PASS | PASS | OFDM | N/A | PASS |

NOTE: While the probes have been calibrated for both CW and modulated signals, all measurements were performed using communication systems calibrated for CW signals only. Modulations in the table above represent test configurations for which the measurement system has been validated per FCC KDB Publication 865664 D01v01r04 for scenarios when CW probe calibrations are used with other signal types. SAR systems were validated for modulated signals with a periodic duty cycle, such as GMSK, or with a high peak to average ratio (>5 dB), such as OFDM according to FCC KDB Publication 865664 D01v01r04.


© 2020 PCTEST