# TEST SETUP PHOTOGRAPHS



**Figure 1: 18-40GHz Test Setup**



**Figure 2: 40-60GHz Test Setup**


© 2022 ELEMENT Washington DC LLC



**Figure 3: 60-90GHz Test Setup**



**Figure 4: 90-140GHz Test Setup**


© 2022 ELEMENT Washington DC LLC



**Figure 5: 140-200GHz Test Setup**

**Figure 6: 1-18GHz Test Setup (Front View)**


© 2022 ELEMENT Washington DC LLC



**Figure 7: 1-18GHz Test Setup (Rear View)**

**Figure 8: 1-18GHz Test Setup (Front View)**


© 2022 ELEMENT Washington DC LLC



**Figure 9: 1-18GHz Test Setup (Rear View)**



**Figure 10: 1-18GHz Test Setup (Front View)**


© 2022 ELEMENT Washington DC LLC



**Figure 11: 1-18GHz Test Setup (Rear View)**

**Figure 12: 30MHz-1GHz Test Setup (Front View)**


© 2022 ELEMENT Washington DC LLC



**Figure 13: 30MHz-1GHz Test Setup (Rear View)**



**Figure 14: 30MHz-1GHz Test Setup (Front View)**


© 2022 ELEMENT Washington DC LLC



**Figure 15: 30MHz-1GHz Test Setup (Rear View)**



**Figure 16: 30MHz-1GHz Test Setup (Front View)**


© 2022 ELEMENT Washington DC LLC

**Figure 17: 30MHz-1GHz Test Setup (Rear View)**



**Figure 18: 9kHz-30MHz Test Setup (Front View)**


© 2022 ELEMENT Washington DC LLC

**Figure 19: 9kHz-30MHz Test Setup (Front View)**



**Figure 20: 9kHz-30MHz Test Setup (Front View)**


© 2022 ELEMENT Washington DC LLC