Test Laboratory: Compliance Certification Services

GSM850_Left Hand Side

DUT: Apple; Type: N/A; Serial: N/A

Communication System: GSM850; Frequency: 824.2 MHz;Duty Cycle: 1:8
Medium parameters used: f = 825 MHz; σ = 0.873 mho/m; ε_r = 43.8; ρ = 1000 kg/m^3
Phantom section: Left Section

Room Ambient Temperature: 25.0 deg. C; Liquid Temperature: 24.0 deg. C

DASY4 Configuration:
- Area Scan setting - Find Secondary Maximum Within: 2.0 dB and with a peak SAR value greater than 0.0012W/kg
- Probe: EX3DV3 - SN3531; ConvF(10.13, 10.13, 10.13); Calibrated: 2/23/2010
- Sensor-Surface: 3mm (Mechanical Surface Detection)
- Electronics: DAE3 Sn500; Calibrated: 9/15/2009
- Phantom: SAM 2 (Twin); Type: SAM 2; Serial: 1050
- Measurement SW: DASY4, V4.7 Build 80; Postprocessing SW: SEMCAD, V1.8 Build 186

Touch_L-ch/Area Scan (7x9x1): Measurement grid: dx=15mm, dy=15mm
Maximum value of SAR (measured) = 0.725 mW/g

Touch_L-ch/Zoom Scan (7x7x9)/Cube 0: Measurement grid: dx=5mm, dy=5mm, dz=3mm
Reference Value = 9.81 V/m; Power Drift = 0.020 dB
Peak SAR (extrapolated) = 0.858 W/kg
SAR(1 g) = 0.677 mW/g; SAR(10 g) = 0.492 mW/g
Maximum value of SAR (measured) = 0.754 mW/g



Test Laboratory: Compliance Certification Services

GSM850_Left Hand Side

DUT: Apple; Type: N/A; Serial: N/A

Communication System: GSM850; Frequency: 836.6 MHz;Duty Cycle: 1:8
Medium parameters used (interpolated): f = 836.6 MHz; σ = 0.884 mho/m; ε_r = 43.6; ρ = 1000 kg/m^3
Phantom section: Left Section

Room Ambient Temperature: 25.0 deg. C; Liquid Temperature: 24.0 deg. C

DASY4 Configuration:
- Area Scan setting - Find Secondary Maximum Within: 2.0 dB and with a peak SAR value greater than 0.0012W/kg
- Probe: EX3DV3 - SN3531; ConvF(10.13, 10.13, 10.13); Calibrated: 2/23/2010
- Sensor-Surface: 3mm (Mechanical Surface Detection)
- Electronics: DAE3 Sn500; Calibrated: 9/15/2009
- Phantom: SAM 2 (Twin); Type: SAM 2; Serial: 1050
- Measurement SW: DASY4, V4.7 Build 80; Postprocessing SW: SEMCAD, V1.8 Build 186

Touch_M-ch/Area Scan (7x9x1): Measurement grid: dx=15mm, dy=15mm
Info: Interpolated medium parameters used for SAR evaluation.
Maximum value of SAR (measured) = 0.928 mW/g

Touch_M-ch/Zoom Scan (7x7x9)/Cube 0: Measurement grid: dx=5mm, dy=5mm, dz=3mm
Reference Value = 10.8 V/m; Power Drift = -0.030 dB
Peak SAR (extrapolated) = 1.08 W/kg
SAR(1 g) = 0.860 mW/g; SAR(10 g) = 0.626 mW/g
Info: Interpolated medium parameters used for SAR evaluation.
Maximum value of SAR (measured) = 0.943 mW/g



Date/Time: 3/30/2010 8:44:28 PM

Test Laboratory: Compliance Certification Services

GSM850_Left Hand Side

DUT: Apple; Type: N/A; Serial: N/A

Communication System: GSM850; Frequency: 848.8 MHz;Duty Cycle: 1:8
Medium parameters used (interpolated): f = 848.8 MHz; σ = 0.894 mho/m; ε_r = 43.5; ρ = 1000 kg/m^3
Phantom section: Left Section

Room Ambient Temperature: 25.0 deg. C; Liquid Temperature: 24.0 deg. C

DASY4 Configuration:
- Area Scan setting - Find Secondary Maximum Within: 2.0 dB and with a peak SAR value greater than 0.0012W/kg
- Probe: EX3DV3 - SN3531; ConvF(10.13, 10.13, 10.13); Calibrated: 2/23/2010
- Sensor-Surface: 3mm (Mechanical Surface Detection)
- Electronics: DAE3 Sn500; Calibrated: 9/15/2009
- Phantom: SAM 2 (Twin); Type: SAM 2; Serial: 1050
- Measurement SW: DASY4, V4.7 Build 80; Postprocessing SW: SEMCAD, V1.8 Build 186

Touch_H-ch/Area Scan (7x9x1): Measurement grid: dx=15mm, dy=15mm

Info: Interpolated medium parameters used for SAR evaluation.
Maximum value of SAR (measured) = 1.05 mW/g

Touch_H-ch/Zoom Scan (7x7x9)/Cube 0: Measurement grid: dx=5mm, dy=5mm, dz=3mm

Reference Value = 12.1 V/m; Power Drift = 0.196 dB
Peak SAR (extrapolated) = 1.21 W/kg
SAR(1 g) = 0.977 mW/g; SAR(10 g) = 0.713 mW/g
Info: Interpolated medium parameters used for SAR evaluation.
Maximum value of SAR (measured) = 1.08 mW/g



Test Laboratory: Compliance Certification Services

GSM850_Left Hand Side

DUT: Apple; Type: N/A; Serial: N/A

Communication System: GSM850; Frequency: 836.6 MHz;Duty Cycle: 1:8
Medium parameters used (interpolated): f = 836.6 MHz; σ = 0.884 mho/m; ε_r = 43.6; ρ = 1000 kg/m^3
Phantom section: Left Section

Room Ambient Temperature: 25.0 deg. C; Liquid Temperature: 24.0 deg. C

DASY4 Configuration:
- Area Scan setting - Find Secondary Maximum Within: 2.0 dB and with a peak SAR value greater than 0.0012W/kg
- Probe: EX3DV3 - SN3531; ConvF(10.13, 10.13, 10.13); Calibrated: 2/23/2010
- Sensor-Surface: 3mm (Mechanical Surface Detection)
- Electronics: DAE3 Sn500; Calibrated: 9/15/2009
- Phantom: SAM 2 (Twin); Type: SAM 2; Serial: 1050
- Measurement SW: DASY4, V4.7 Build 80; Postprocessing SW: SEMCAD, V1.8 Build 186

Tilt_M-ch/Area Scan (7x10x1): Measurement grid: dx=15mm, dy=15mm

Info: Interpolated medium parameters used for SAR evaluation.
Maximum value of SAR (measured) = 0.318 mW/g

Tilt_M-ch/Zoom Scan (7x7x9)/Cube 0: Measurement grid: dx=5mm, dy=5mm, dz=3mm

Reference Value = 13.6 V/m; Power Drift = 0.024 dB
Peak SAR (extrapolated) = 0.381 W/kg
SAR(1 g) = 0.300 mW/g; SAR(10 g) = 0.232 mW/g
Info: Interpolated medium parameters used for SAR evaluation.
Maximum value of SAR (measured) = 0.329 mW/g



Test Laboratory: Compliance Certification Services

GSM850_Right Hand Side

DUT: Apple; Type: N/A; Serial: N/A

Communication System: GSM850; Frequency: 836.6 MHz;Duty Cycle: 1:8
Medium parameters used (interpolated): f = 836.6 MHz; σ = 0.884 mho/m; ε_r = 43.6; ρ = 1000 kg/m^3
Phantom section: Right Section

Room Ambient Temperature: 25.0 deg. C; Liquid Temperature: 24.0 deg. C

DASY4 Configuration:
- Area Scan setting - Find Secondary Maximum Within: 2.0 dB and with a peak SAR value greater than 0.0012W/kg
- Probe: EX3DV3 - SN3531; ConvF(10.13, 10.13, 10.13); Calibrated: 2/23/2010
- Sensor-Surface: 3mm (Mechanical Surface Detection)
- Electronics: DAE3 Sn500; Calibrated: 9/15/2009
- Phantom: SAM 2 (Twin); Type: SAM 2; Serial: 1050
- Measurement SW: DASY4, V4.7 Build 80; Postprocessing SW: SEMCAD, V1.8 Build 186

Touch_M-ch/Area Scan (7x9x1): Measurement grid: dx=15mm, dy=15mm

Info: Interpolated medium parameters used for SAR evaluation.
Maximum value of SAR (measured) = 0.747 mW/g

Touch_M-ch/Zoom Scan (7x7x9)/Cube 0: Measurement grid: dx=5mm, dy=5mm, dz=3mm

Reference Value = 10.4 V/m; Power Drift = -0.052 dB
Peak SAR (extrapolated) = 0.937 W/kg
SAR(1 g) = 0.656 mW/g; SAR(10 g) = 0.457 mW/g
Info: Interpolated medium parameters used for SAR evaluation.
Maximum value of SAR (measured) = 0.748 mW/g

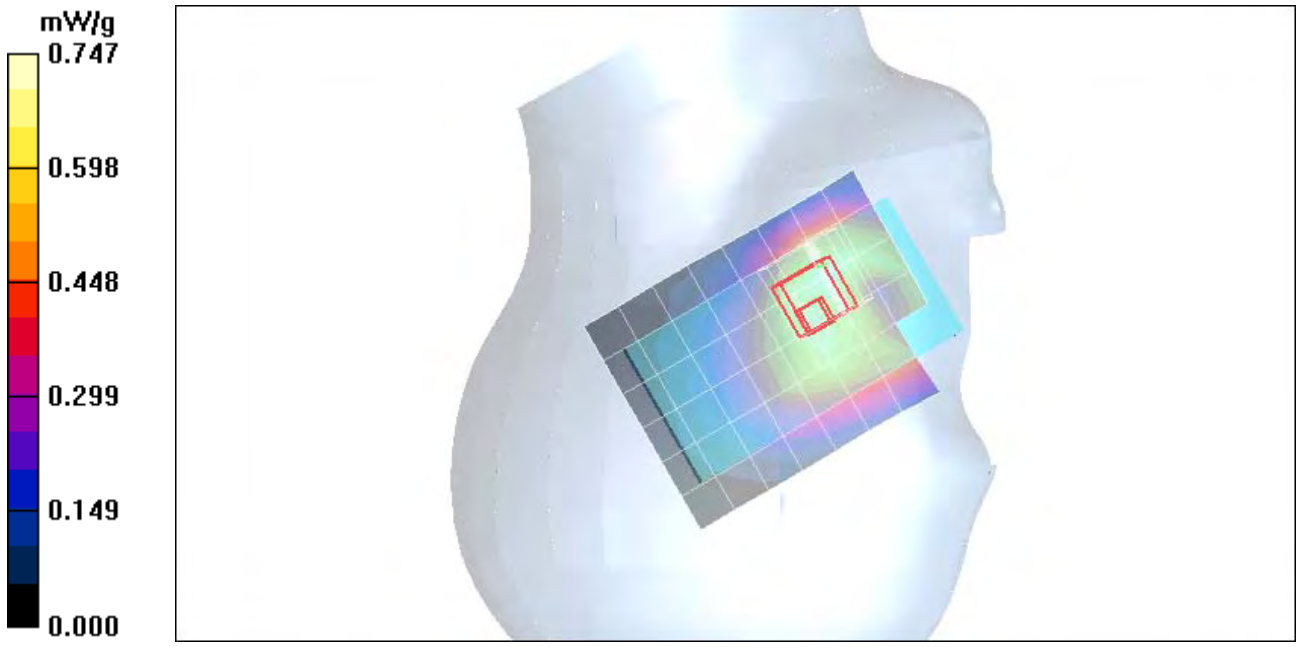

Test Laboratory: Compliance Certification Services

GSM850_Right Hand Side

DUT: Apple; Type: N/A; Serial: N/A

Communication System: GSM850; Frequency: 836.6 MHz;Duty Cycle: 1:8
Medium parameters used (interpolated): f = 836.6 MHz; σ = 0.884 mho/m; ε_r = 43.6; ρ = 1000 kg/m^3
Phantom section: Right Section

Room Ambient Temperature: 25.0 deg. C; Liquid Temperature: 24.0 deg. C

DASY4 Configuration:
- Area Scan setting - Find Secondary Maximum Within: 2.0 dB and with a peak SAR value greater than 0.0012W/kg
- Probe: EX3DV3 - SN3531; ConvF(10.13, 10.13, 10.13); Calibrated: 2/23/2010
- Sensor-Surface: 3mm (Mechanical Surface Detection)
- Electronics: DAE3 Sn500; Calibrated: 9/15/2009
- Phantom: SAM 2 (Twin); Type: SAM 2; Serial: 1050
- Measurement SW: DASY4, V4.7 Build 80; Postprocessing SW: SEMCAD, V1.8 Build 186

Tilt_M-ch/Area Scan (7x9x1): Measurement grid: dx=15mm, dy=15mm

Info: Interpolated medium parameters used for SAR evaluation.
Maximum value of SAR (measured) = 0.388 mW/g

Tilt_M-ch/Zoom Scan (7x7x9)/Cube 0: Measurement grid: dx=5mm, dy=5mm, dz=3mm

Reference Value = 16.1 V/m; Power Drift = 0.010 dB
Peak SAR (extrapolated) = 0.472 W/kg
SAR(1 g) = 0.372 mW/g; SAR(10 g) = 0.282 mW/g
Info: Interpolated medium parameters used for SAR evaluation.
Maximum value of SAR (measured) = 0.409 mW/g



Test Laboratory: Compliance Certification Services

GSM850_Body

DUT: Apple; Type: NA; Serial: NA

Communication System: GSM850; Frequency: 836.6 MHz;Duty Cycle: 1:8
Medium parameters used (interpolated): f = 836.6 MHz; σ = 0.996 mho/m; ε_r = 55.1; ρ = 1000 kg/m^3
Phantom section: Flat Section

Room Ambient Temperature: 24.0 deg. C; Liquid Temperature: 23.0 deg. C

DASY4 Configuration:
- Area Scan setting - Find Secondary Maximum Within: 2.0 dB and with a peak SAR value greater than 0.0012W/kg
- Probe: EX3DV3 - SN3531; ConvF(10.18, 10.18, 10.18); Calibrated: 2/23/2010
- Sensor-Surface: 3mm (Mechanical Surface Detection)
- Electronics: DAE3 Sn500; Calibrated: 9/15/2009
- Phantom: Flat Phantom ELI4.0; Type: QDOVA001BA; Serial: SN:1003
- Measurement SW: DASY4, V4.7 Build 80; Postprocessing SW: SEMCAD, V1.8 Build 186

Face up_M-ch/Area Scan (7x9x1): Measurement grid: dx=15mm, dy=15mm

Info: Interpolated medium parameters used for SAR evaluation.
Maximum value of SAR (measured) = 0.816 mW/g

Face up_M-ch/Zoom Scan (7x7x9)/Cube 0: Measurement grid: dx=5mm, dy=5mm, dz=3mm

Reference Value = 13.6 V/m; Power Drift = 0.016 dB
Peak SAR (extrapolated) = 0.991 W/kg
SAR(1 g) = 0.760 mW/g; SAR(10 g) = 0.559 mW/g
Info: Interpolated medium parameters used for SAR evaluation.
Maximum value of SAR (measured) = 0.852 mW/g



Test Laboratory: Compliance Certification Services

GSM850_Body

DUT: Apple; Type: NA; Serial: NA

Communication System: GSM850; Frequency: 824.2 MHz;Duty Cycle: 1:8
Medium parameters used: f = 825 MHz; σ = 0.987 mho/m; ε_r = 55.2; ρ = 1000 kg/m^3
Phantom section: Flat Section

Room Ambient Temperature: 24.0 deg. C; Liquid Temperature: 23.0 deg. C

DASY4 Configuration:
- Area Scan setting - Find Secondary Maximum Within: 2.0 dB and with a peak SAR value greater than 0.0012W/kg
- Probe: EX3DV3 - SN3531; ConvF(10.18, 10.18, 10.18); Calibrated: 2/23/2010
- Sensor-Surface: 3mm (Mechanical Surface Detection)
- Electronics: DAE3 Sn500; Calibrated: 9/15/2009
- Phantom: Flat Phantom ELI4.0; Type: QDOVA001BA; Serial: SN:1003
- Measurement SW: DASY4, V4.7 Build 80; Postprocessing SW: SEMCAD, V1.8 Build 186

Face down_L-ch/Area Scan (7x10x1): Measurement grid: dx=15mm, dy=15mm
Maximum value of SAR (measured) = 0.813 mW/g

Face down_L-ch/Zoom Scan (7x7x9)/Cube 0: Measurement grid: dx=5mm, dy=5mm, dz=3mm
Reference Value = 12.4 V/m; Power Drift = 0.014 dB
Peak SAR (extrapolated) = 0.977 W/kg
SAR(1 g) = 0.740 mW/g; SAR(10 g) = 0.540 mW/g
Maximum value of SAR (measured) = 0.824 mW/g



Test Laboratory: Compliance Certification Services

GSM850_Body

DUT: Apple; Type: NA; Serial: NA

Communication System: GSM850; Frequency: 836.6 MHz;Duty Cycle: 1:8
Medium parameters used (interpolated): f = 836.6 MHz; σ = 0.996 mho/m; ε_r = 55.1; ρ = 1000 kg/m^3
Phantom section: Flat Section

Room Ambient Temperature: 24.0 deg. C; Liquid Temperature: 23.0 deg. C

DASY4 Configuration:
- Area Scan setting - Find Secondary Maximum Within: 2.0 dB and with a peak SAR value greater than 0.0012W/kg
- Probe: EX3DV3 - SN3531; ConvF(10.18, 10.18, 10.18); Calibrated: 2/23/2010
- Sensor-Surface: 3mm (Mechanical Surface Detection)
- Electronics: DAE3 Sn500; Calibrated: 9/15/2009
- Phantom: Flat Phantom ELI4.0; Type: QDOVA001BA; Serial: SN:1003
- Measurement SW: DASY4, V4.7 Build 80; Postprocessing SW: SEMCAD, V1.8 Build 186

Face down_M-ch/Area Scan (7x10x1): Measurement grid: dx=15mm, dy=15mm

Info: Interpolated medium parameters used for SAR evaluation.
Maximum value of SAR (measured) = 0.906 mW/g

Face down_M-ch/Zoom Scan (7x7x9)/Cube 0: Measurement grid: dx=5mm, dy=5mm, dz=3mm

Reference Value = 13.6 V/m; Power Drift = -0.027 dB
Peak SAR (extrapolated) = 1.08 W/kg
SAR(1 g) = 0.824 mW/g; SAR(10 g) = 0.603 mW/g
Info: Interpolated medium parameters used for SAR evaluation.
Maximum value of SAR (measured) = 0.925 mW/g



Test Laboratory: Compliance Certification Services

GSM850_Body

DUT: Apple; Type: NA; Serial: NA

Communication System: GSM850; Frequency: 848.8 MHz;Duty Cycle: 1:8
Medium parameters used (interpolated): f = 848.8 MHz; σ = 1.01 mho/m; ε_r = 55; ρ = 1000 kg/m^3
Phantom section: Flat Section

Room Ambient Temperature: 24.0 deg. C; Liquid Temperature: 23.0 deg. C

DASY4 Configuration:
- Area Scan setting - Find Secondary Maximum Within: 2.0 dB and with a peak SAR value greater than 0.0012W/kg
- Probe: EX3DV3 - SN3531; ConvF(10.18, 10.18, 10.18); Calibrated: 2/23/2010
- Sensor-Surface: 3mm (Mechanical Surface Detection)
- Electronics: DAE3 Sn500; Calibrated: 9/15/2009
- Phantom: Flat Phantom ELI4.0; Type: QDOVA001BA; Serial: SN:1003
- Measurement SW: DASY4, V4.7 Build 80; Postprocessing SW: SEMCAD, V1.8 Build 186

Face down_H-ch/Area Scan (7x10x1): Measurement grid: dx=15mm, dy=15mm

Info: Interpolated medium parameters used for SAR evaluation.
Maximum value of SAR (measured) = 0.913 mW/g

Face down_H-ch/Zoom Scan (7x7x9)/Cube 0: Measurement grid: dx=5mm, dy=5mm, dz=3mm

Reference Value = 14.0 V/m; Power Drift = 0.020 dB
Peak SAR (extrapolated) = 1.10 W/kg
SAR(1 g) = 0.838 mW/g; SAR(10 g) = 0.615 mW/g
Info: Interpolated medium parameters used for SAR evaluation.
Maximum value of SAR (measured) = 0.936 mW/g



Test Laboratory: Compliance Certification Services

GSM850_Body

DUT: Apple; Type: NA; Serial: NA

Communication System: GSM850; Frequency: 848.8 MHz;Duty Cycle: 1:8
Medium parameters used (interpolated): f = 848.8 MHz; σ = 1.01 mho/m; ε_r = 55; ρ = 1000 kg/m^3
Phantom section: Flat Section

Room Ambient Temperature: 24.0 deg. C; Liquid Temperature: 23.0 deg. C

DASY4 Configuration:
- Area Scan setting - Find Secondary Maximum Within: 2.0 dB and with a peak SAR value greater than 0.0012W/kg
- Probe: EX3DV3 - SN3531; ConvF(10.18, 10.18, 10.18); Calibrated: 2/23/2010
- Sensor-Surface: 3mm (Mechanical Surface Detection)
- Electronics: DAE3 Sn500; Calibrated: 9/15/2009
- Phantom: Flat Phantom ELI4.0; Type: QDOVA001BA; Serial: SN:1003
- Measurement SW: DASY4, V4.7 Build 80; Postprocessing SW: SEMCAD, V1.8 Build 186

Face down w/ headset_H-ch/Area Scan (7x10x1): Measurement grid: dx=15mm, dy=15mm

Info: Interpolated medium parameters used for SAR evaluation.
Maximum value of SAR (measured) = 0.633 mW/g

Face down w/ headset_H-ch/Zoom Scan (7x7x9)/Cube 0: Measurement grid: dx=5mm, dy=5mm, dz=3mm

Reference Value = 8.21 V/m; Power Drift = 0.202 dB
Peak SAR (extrapolated) = 0.827 W/kg
SAR(1 g) = 0.586 mW/g; SAR(10 g) = 0.407 mW/g
Info: Interpolated medium parameters used for SAR evaluation.
Maximum value of SAR (measured) = 0.667 mW/g



Test Laboratory: Compliance Certification Services

GPRS850_Body

DUT: Apple; Type: NA; Serial: NA

Communication System: GSM850; Frequency: 836.6 MHz;Duty Cycle: 1:8
Medium parameters used (interpolated): f = 836.6 MHz; σ = 0.996 mho/m; ε_r = 55.1; ρ = 1000 kg/m^3
Phantom section: Flat Section

Room Ambient Temperature: 24.0 deg. C; Liquid Temperature: 23.0 deg. C

DASY4 Configuration:
- Area Scan setting - Find Secondary Maximum Within: 2.0 dB and with a peak SAR value greater than 0.0012W/kg
- Probe: EX3DV3 - SN3531; ConvF(10.18, 10.18, 10.18); Calibrated: 2/23/2010
- Sensor-Surface: 3mm (Mechanical Surface Detection)
- Electronics: DAE3 Sn500; Calibrated: 9/15/2009
- Phantom: Flat Phantom ELI4.0; Type: QDOVA001BA; Serial: SN:1003
- Measurement SW: DASY4, V4.7 Build 80; Postprocessing SW: SEMCAD, V1.8 Build 186

Face up_GPRS 1 slots M-ch/Area Scan (7x9x1): Measurement grid: dx=15mm, dy=15mm

Info: Interpolated medium parameters used for SAR evaluation.
Maximum value of SAR (measured) = 0.665 mW/g

Face up_GPRS 1 slots M-ch/Zoom Scan (7x7x9)/Cube 0: Measurement grid: dx=5mm, dy=5mm, dz=3mm

Reference Value = 11.9 V/m; Power Drift = -0.028 dB
Peak SAR (extrapolated) = 0.824 W/kg
SAR(1 g) = 0.620 mW/g; SAR(10 g) = 0.456 mW/g
Info: Interpolated medium parameters used for SAR evaluation.
Maximum value of SAR (measured) = 0.694 mW/g



Test Laboratory: Compliance Certification Services

GPRS850_Body

DUT: Apple; Type: NA; Serial: NA

Communication System: GSM850; Frequency: 836.6 MHz;Duty Cycle: 1:8
Medium parameters used (interpolated): f = 836.6 MHz; σ = 0.996 mho/m; ε_r = 55.1; ρ = 1000 kg/m^3
Phantom section: Flat Section

Room Ambient Temperature: 24.0 deg. C; Liquid Temperature: 23.0 deg. C

DASY4 Configuration:
- Area Scan setting - Find Secondary Maximum Within: 2.0 dB and with a peak SAR value greater than 0.0012W/kg
- Probe: EX3DV3 - SN3531; ConvF(10.18, 10.18, 10.18); Calibrated: 2/23/2010
- Sensor-Surface: 3mm (Mechanical Surface Detection)
- Electronics: DAE3 Sn500; Calibrated: 9/15/2009
- Phantom: Flat Phantom ELI4.0; Type: QDOVA001BA; Serial: SN:1003
- Measurement SW: DASY4, V4.7 Build 80; Postprocessing SW: SEMCAD, V1.8 Build 186

Face down_GPRS 1 slots M-ch/Area Scan (7x10x1): Measurement grid: dx=15mm, dy=15mm

Info: Interpolated medium parameters used for SAR evaluation.
Maximum value of SAR (measured) = 0.703 mW/g

Face down_GPRS 1 slots M-ch/Zoom Scan (7x7x9)/Cube 0: Measurement grid: dx=5mm, dy=5mm, dz=3mm

Reference Value = 11.9 V/m; Power Drift = -0.056 dB
Peak SAR (extrapolated) = 0.838 W/kg
SAR(1 g) = 0.635 mW/g; SAR(10 g) = 0.464 mW/g
Info: Interpolated medium parameters used for SAR evaluation.
Maximum value of SAR (measured) = 0.709 mW/g



Test Laboratory: Compliance Certification Services

GPRS850_Body

DUT: Apple; Type: NA; Serial: NA

Communication System: GSM850; Frequency: 824.2 MHz;Duty Cycle: 1:4
Medium parameters used: f = 825 MHz; σ = 0.987 mho/m; ε_r = 55.2; ρ = 1000 kg/m^3
Phantom section: Flat Section

Room Ambient Temperature: 24.0 deg. C; Liquid Temperature: 23.0 deg. C

DASY4 Configuration:
- Area Scan setting - Find Secondary Maximum Within: 2.0 dB and with a peak SAR value greater than 0.0012W/kg
- Probe: EX3DV3 - SN3531; ConvF(10.18, 10.18, 10.18); Calibrated: 2/23/2010
- Sensor-Surface: 3mm (Mechanical Surface Detection)
- Electronics: DAE3 Sn500; Calibrated: 9/15/2009
- Phantom: Flat Phantom ELI4.0; Type: QDOVA001BA; Serial: SN:1003
- Measurement SW: DASY4, V4.7 Build 80; Postprocessing SW: SEMCAD, V1.8 Build 186

Face up_GPRS 2 slots L-ch/Area Scan (7x9x1): Measurement grid: dx=15mm, dy=15mm

Maximum value of SAR (measured) = 1.01 mW/g

Face up_GPRS 2 slots L-ch/Zoom Scan (7x7x9)/Cube 0: Measurement grid: dx=5mm, dy=5mm, dz=3mm

Reference Value = 14.5 V/m; Power Drift = 0.011 dB
Peak SAR (extrapolated) = 1.24 W/kg
SAR(1 g) = 0.937 mW/g; SAR(10 g) = 0.688 mW/g
Maximum value of SAR (measured) = 1.05 mW/g



Test Laboratory: Compliance Certification Services

GPRS850_Body

DUT: Apple; Type: NA; Serial: NA

Communication System: GSM850; Frequency: 836.6 MHz;Duty Cycle: 1:4
Medium parameters used (interpolated): f = 836.6 MHz; σ = 0.996 mho/m; ε_r = 55.1; ρ = 1000 kg/m^3
Phantom section: Flat Section

Room Ambient Temperature: 24.0 deg. C; Liquid Temperature: 23.0 deg. C

DASY4 Configuration:
- Area Scan setting - Find Secondary Maximum Within: 2.0 dB and with a peak SAR value greater than 0.0012W/kg
- Probe: EX3DV3 - SN3531; ConvF(10.18, 10.18, 10.18); Calibrated: 2/23/2010
- Sensor-Surface: 3mm (Mechanical Surface Detection)
- Electronics: DAE3 Sn500; Calibrated: 9/15/2009
- Phantom: Flat Phantom ELI4.0; Type: QDOVA001BA; Serial: SN:1003
- Measurement SW: DASY4, V4.7 Build 80; Postprocessing SW: SEMCAD, V1.8 Build 186

Face up_GPRS 2 slots M-ch/Area Scan (7x9x1): Measurement grid: dx=15mm, dy=15mm

Info: Interpolated medium parameters used for SAR evaluation.
Maximum value of SAR (measured) = 1.06 mW/g

Face up_GPRS 2 slots M-ch/Zoom Scan (7x7x9)/Cube 0: Measurement grid: dx=5mm, dy=5mm, dz=3mm

Reference Value = 15.1 V/m; Power Drift = 0.006 dB
Peak SAR (extrapolated) = 1.31 W/kg
SAR(1 g) = 0.994 mW/g; SAR(10 g) = 0.732 mW/g
Info: Interpolated medium parameters used for SAR evaluation.
Maximum value of SAR (measured) = 1.11 mW/g



Test Laboratory: Compliance Certification Services

GPRS850_Body

DUT: Apple; Type: NA; Serial: NA

Communication System: GSM850; Frequency: 848.8 MHz;Duty Cycle: 1:4
Medium parameters used (interpolated): f = 848.8 MHz; σ = 1.01 mho/m; ε_r = 55; ρ = 1000 kg/m^3
Phantom section: Flat Section

Room Ambient Temperature: 24.0 deg. C; Liquid Temperature: 23.0 deg. C

DASY4 Configuration:
- Area Scan setting - Find Secondary Maximum Within: 2.0 dB and with a peak SAR value greater than 0.0012W/kg
- Probe: EX3DV3 - SN3531; ConvF(10.18, 10.18, 10.18); Calibrated: 2/23/2010
- Sensor-Surface: 3mm (Mechanical Surface Detection)
- Electronics: DAE3 Sn500; Calibrated: 9/15/2009
- Phantom: Flat Phantom ELI4.0; Type: QDOVA001BA; Serial: SN:1003
- Measurement SW: DASY4, V4.7 Build 80; Postprocessing SW: SEMCAD, V1.8 Build 186

Face up_GPRS 2 slots H-ch/Area Scan (7x9x1): Measurement grid: dx=15mm, dy=15mm

Info: Interpolated medium parameters used for SAR evaluation.
Maximum value of SAR (measured) = 1.08 mW/g

Face up_GPRS 2 slots H-ch/Zoom Scan (7x7x9)/Cube 0: Measurement grid: dx=5mm, dy=5mm, dz=3mm

Reference Value = 15.6 V/m; Power Drift = 0.016 dB
Peak SAR (extrapolated) = 1.35 W/kg
SAR(1 g) = 1.02 mW/g; SAR(10 g) = 0.751 mW/g
Info: Interpolated medium parameters used for SAR evaluation.
Maximum value of SAR (measured) = 1.13 mW/g



Test Laboratory: Compliance Certification Services

GPRS850_Body

DUT: Apple; Type: NA; Serial: NA

Communication System: GSM850; Frequency: 824.2 MHz;Duty Cycle: 1:4
Medium parameters used: f = 825 MHz; σ = 0.987 mho/m; ε_r = 55.2; ρ = 1000 kg/m^3
Phantom section: Flat Section

Room Ambient Temperature: 24.0 deg. C; Liquid Temperature: 23.0 deg. C

DASY4 Configuration:
- Area Scan setting - Find Secondary Maximum Within: 2.0 dB and with a peak SAR value greater than 0.0012W/kg
- Probe: EX3DV3 - SN3531; ConvF(10.18, 10.18, 10.18); Calibrated: 2/23/2010
- Sensor-Surface: 3mm (Mechanical Surface Detection)
- Electronics: DAE3 Sn500; Calibrated: 9/15/2009
- Phantom: Flat Phantom ELI4.0; Type: QDOVA001BA; Serial: SN:1003
- Measurement SW: DASY4, V4.7 Build 80; Postprocessing SW: SEMCAD, V1.8 Build 186

Face down_GPRS 2 slots L-ch/Area Scan (7x10x1): Measurement grid: dx=15mm, dy=15mm

Maximum value of SAR (measured) = 1.04 mW/g

Face down_GPRS 2 slots L-ch/Zoom Scan (7x7x9)/Cube 0: Measurement grid: dx=5mm, dy=5mm, dz=3mm

Reference Value = 14.2 V/m; Power Drift = 0.018 dB
Peak SAR (extrapolated) = 1.30 W/kg
SAR(1 g) = 0.953 mW/g; SAR(10 g) = 0.693 mW/g
Maximum value of SAR (measured) = 1.06 mW/g



Test Laboratory: Compliance Certification Services

GPRS850_Body

DUT: Apple; Type: NA; Serial: NA

Communication System: GSM850; Frequency: 836.6 MHz;Duty Cycle: 1:4
Medium parameters used (interpolated): f = 836.6 MHz; σ = 0.996 mho/m; ε_r = 55.1; ρ = 1000 kg/m^3
Phantom section: Flat Section

Room Ambient Temperature: 24.0 deg. C; Liquid Temperature: 23.0 deg. C

DASY4 Configuration:
- Area Scan setting - Find Secondary Maximum Within: 2.0 dB and with a peak SAR value greater than 0.0012W/kg
- Probe: EX3DV3 - SN3531; ConvF(10.18, 10.18, 10.18); Calibrated: 2/23/2010
- Sensor-Surface: 3mm (Mechanical Surface Detection)
- Electronics: DAE3 Sn500; Calibrated: 9/15/2009
- Phantom: Flat Phantom ELI4.0; Type: QDOVA001BA; Serial: SN:1003
- Measurement SW: DASY4, V4.7 Build 80; Postprocessing SW: SEMCAD, V1.8 Build 186

Face down_GPRS 2 slots M-ch/Area Scan (7x10x1): Measurement grid: dx=15mm, dy=15mm

Info: Interpolated medium parameters used for SAR evaluation.
Maximum value of SAR (measured) = 1.15 mW/g

Face down_GPRS 2 slots M-ch/Zoom Scan (7x7x9)/Cube 0: Measurement grid: dx=5mm, dy=5mm, dz=3mm

Reference Value = 15.1 V/m; Power Drift = -0.025 dB
Peak SAR (extrapolated) = 1.38 W/kg
SAR(1 g) = 1.05 mW/g; SAR(10 g) = 0.766 mW/g
Info: Interpolated medium parameters used for SAR evaluation.
Maximum value of SAR (measured) = 1.17 mW/g



Test Laboratory: Compliance Certification Services

GPRS850_Body

DUT: Apple; Type: NA; Serial: NA

Communication System: GSM850; Frequency: 848.8 MHz;Duty Cycle: 1:4
Medium parameters used (interpolated): f = 848.8 MHz; σ = 1.01 mho/m; ε_r = 55; ρ = 1000 kg/m^3
Phantom section: Flat Section

Room Ambient Temperature: 24.0 deg. C; Liquid Temperature: 23.0 deg. C

DASY4 Configuration:
- Area Scan setting - Find Secondary Maximum Within: 2.0 dB and with a peak SAR value greater than 0.0012W/kg
- Probe: EX3DV3 - SN3531; ConvF(10.18, 10.18, 10.18); Calibrated: 2/23/2010
- Sensor-Surface: 3mm (Mechanical Surface Detection)
- Electronics: DAE3 Sn500; Calibrated: 9/15/2009
- Phantom: Flat Phantom ELI4.0; Type: QDOVA001BA; Serial: SN:1003
- Measurement SW: DASY4, V4.7 Build 80; Postprocessing SW: SEMCAD, V1.8 Build 186

Face down_GPRS 2 slots H-ch/Area Scan (7x10x1): Measurement grid: dx=15mm, dy=15mm

Info: Interpolated medium parameters used for SAR evaluation.
Maximum value of SAR (measured) = 1.22 mW/g

Face down_GPRS 2 slots H-ch/Zoom Scan (7x7x9)/Cube 0: Measurement grid: dx=5mm, dy=5mm, dz=3mm

Reference Value = 15.9 V/m; Power Drift = -0.028 dB
Peak SAR (extrapolated) = 1.47 W/kg
SAR(1 g) = 1.11 mW/g; SAR(10 g) = 0.809 mW/g
Info: Interpolated medium parameters used for SAR evaluation.
Maximum value of SAR (measured) = 1.24 mW/g



Test Laboratory: Compliance Certification Services

GPRS850_Body

DUT: Apple; Type: NA; Serial: NA

Communication System: GSM850; Frequency: 836.6 MHz;Duty Cycle: 1:4
Medium parameters used (interpolated): f = 836.6 MHz; σ = 0.996 mho/m; ε_r = 55.1; ρ = 1000 kg/m^3
Phantom section: Flat Section

Room Ambient Temperature: 24.0 deg. C; Liquid Temperature: 23.0 deg. C

DASY4 Configuration:
- Area Scan setting - Find Secondary Maximum Within: 2.0 dB and with a peak SAR value greater than 0.0012W/kg
- Probe: EX3DV3 - SN3531; ConvF(10.18, 10.18, 10.18); Calibrated: 2/23/2010
- Sensor-Surface: 3mm (Mechanical Surface Detection)
- Electronics: DAE3 Sn500; Calibrated: 9/15/2009
- Phantom: Flat Phantom ELI4.0; Type: QDOVA001BA; Serial: SN:1003
- Measurement SW: DASY4, V4.7 Build 80; Postprocessing SW: SEMCAD, V1.8 Build 186

Face down w/ headset_GPRS 2 slots_H-ch/Area Scan (7x10x1): Measurement grid: dx=15mm, dy=15mm

Info: Interpolated medium parameters used for SAR evaluation.
Maximum value of SAR (measured) = 0.963 mW/g

Face down w/ headset_GPRS 2 slots_H-ch/Zoom Scan (7x7x9)/Cube 0: Measurement grid: dx=5mm, dy=5mm, dz=3mm

Reference Value = 12.1 V/m; Power Drift = 0.090 dB
Peak SAR (extrapolated) = 1.18 W/kg
SAR(1 g) = 0.871 mW/g; SAR(10 g) = 0.618 mW/g
Info: Interpolated medium parameters used for SAR evaluation.
Maximum value of SAR (measured) = 0.986 mW/g



Test Laboratory: Compliance Certification Services

EGPRS850_Body

DUT: Apple; Type: NA; Serial: NA

Communication System: GSM850; Frequency: 836.6 MHz;Duty Cycle: 1:8
Medium parameters used (interpolated): f = 836.6 MHz; σ = 0.996 mho/m; ε_r = 55.1; ρ = 1000 kg/m^3
Phantom section: Flat Section

Room Ambient Temperature: 24.0 deg. C; Liquid Temperature: 23.0 deg. C

DASY4 Configuration:
- Area Scan setting - Find Secondary Maximum Within: 2.0 dB and with a peak SAR value greater than 0.0012W/kg
- Probe: EX3DV3 - SN3531; ConvF(10.18, 10.18, 10.18); Calibrated: 2/23/2010
- Sensor-Surface: 3mm (Mechanical Surface Detection)
- Electronics: DAE3 Sn500; Calibrated: 9/15/2009
- Phantom: Flat Phantom ELI4.0; Type: QDOVA001BA; Serial: SN:1003
- Measurement SW: DASY4, V4.7 Build 80; Postprocessing SW: SEMCAD, V1.8 Build 186

Face up_EGPRS 1 slots M-ch/Area Scan (7x9x1): Measurement grid: dx=15mm, dy=15mm

Info: Interpolated medium parameters used for SAR evaluation.
Maximum value of SAR (measured) = 0.212 mW/g

Face up_EGPRS 1 slots M-ch/Zoom Scan (7x7x9)/Cube 0: Measurement grid: dx=5mm, dy=5mm, dz=3mm

Reference Value = 6.71 V/m; Power Drift = 0.229 dB
Peak SAR (extrapolated) = 0.290 W/kg
SAR(1 g) = 0.193 mW/g; SAR(10 g) = 0.141 mW/g
Info: Interpolated medium parameters used for SAR evaluation.
Maximum value of SAR (measured) = 0.220 mW/g



Test Laboratory: Compliance Certification Services

EGPRS850_Body

DUT: Apple; Type: NA; Serial: NA

Communication System: GSM850; Frequency: 836.6 MHz;Duty Cycle: 1:8
Medium parameters used (interpolated): f = 836.6 MHz; σ = 0.996 mho/m; ε_r = 55.1; ρ = 1000 kg/m^3
Phantom section: Flat Section

Room Ambient Temperature: 24.0 deg. C; Liquid Temperature: 23.0 deg. C

DASY4 Configuration:
- Area Scan setting - Find Secondary Maximum Within: 2.0 dB and with a peak SAR value greater than 0.0012W/kg
- Probe: EX3DV3 - SN3531; ConvF(10.18, 10.18, 10.18); Calibrated: 2/23/2010
- Sensor-Surface: 3mm (Mechanical Surface Detection)
- Electronics: DAE3 Sn500; Calibrated: 9/15/2009
- Phantom: Flat Phantom ELI4.0; Type: QDOVA001BA; Serial: SN:1003
- Measurement SW: DASY4, V4.7 Build 80; Postprocessing SW: SEMCAD, V1.8 Build 186

Face down_EGPRS 1 slots M-ch/Area Scan (7x10x1): Measurement grid: dx=15mm, dy=15mm

Info: Interpolated medium parameters used for SAR evaluation.
Maximum value of SAR (measured) = 0.200 mW/g

Face down_EGPRS 1 slots M-ch/Zoom Scan (7x7x9)/Cube 0: Measurement grid: dx=5mm, dy=5mm, dz=3mm

Reference Value = 6.22 V/m; Power Drift = -0.112 dB
Peak SAR (extrapolated) = 0.291 W/kg
SAR(1 g) = 0.198 mW/g; SAR(10 g) = 0.143 mW/g
Info: Interpolated medium parameters used for SAR evaluation.
Maximum value of SAR (measured) = 0.229 mW/g



Test Laboratory: Compliance Certification Services

EGPRS850_Body

DUT: Apple; Type: NA; Serial: NA

Communication System: GSM850; Frequency: 836.6 MHz;Duty Cycle: 1:4
Medium parameters used (interpolated): f = 836.6 MHz; σ = 0.996 mho/m; ε_r = 55.1; ρ = 1000 kg/m^3
Phantom section: Flat Section

Room Ambient Temperature: 24.0 deg. C; Liquid Temperature: 23.0 deg. C

DASY4 Configuration:
- Area Scan setting - Find Secondary Maximum Within: 2.0 dB and with a peak SAR value greater than 0.0012W/kg
- Probe: EX3DV3 - SN3531; ConvF(10.18, 10.18, 10.18); Calibrated: 2/23/2010
- Sensor-Surface: 3mm (Mechanical Surface Detection)
- Electronics: DAE3 Sn500; Calibrated: 9/15/2009
- Phantom: Flat Phantom ELI4.0; Type: QDOVA001BA; Serial: SN:1003
- Measurement SW: DASY4, V4.7 Build 80; Postprocessing SW: SEMCAD, V1.8 Build 186

Face up_EGPRS 2 slots M-ch/Area Scan (7x9x1): Measurement grid: dx=15mm, dy=15mm

Info: Interpolated medium parameters used for SAR evaluation.
Maximum value of SAR (measured) = 0.411 mW/g

Face up_EGPRS 2 slots M-ch/Zoom Scan (7x7x9)/Cube 0: Measurement grid: dx=5mm, dy=5mm, dz=3mm

Reference Value = 9.79 V/m; Power Drift = -0.218 dB
Peak SAR (extrapolated) = 0.550 W/kg
SAR(1 g) = 0.378 mW/g; SAR(10 g) = 0.280 mW/g
Info: Interpolated medium parameters used for SAR evaluation.
Maximum value of SAR (measured) = 0.433 mW/g



Test Laboratory: Compliance Certification Services

EGPRS850_Body

DUT: Apple; Type: NA; Serial: NA

Communication System: GSM850; Frequency: 836.6 MHz;Duty Cycle: 1:4
Medium parameters used (interpolated): f = 836.6 MHz; σ = 0.996 mho/m; ε_r = 55.1; ρ = 1000 kg/m^3
Phantom section: Flat Section

Room Ambient Temperature: 24.0 deg. C; Liquid Temperature: 23.0 deg. C

DASY4 Configuration:
- Area Scan setting - Find Secondary Maximum Within: 2.0 dB and with a peak SAR value greater than 0.0012W/kg
- Probe: EX3DV3 - SN3531; ConvF(10.18, 10.18, 10.18); Calibrated: 2/23/2010
- Sensor-Surface: 3mm (Mechanical Surface Detection)
- Electronics: DAE3 Sn500; Calibrated: 9/15/2009
- Phantom: Flat Phantom ELI4.0; Type: QDOVA001BA; Serial: SN:1003
- Measurement SW: DASY4, V4.7 Build 80; Postprocessing SW: SEMCAD, V1.8 Build 186

Face down_EGPRS 2 slots M-ch/Area Scan (7x10x1): Measurement grid: dx=15mm, dy=15mm

Info: Interpolated medium parameters used for SAR evaluation.
Maximum value of SAR (measured) = 0.438 mW/g

Face down_EGPRS 2 slots M-ch/Zoom Scan (7x7x9)/Cube 0: Measurement grid: dx=5mm, dy=5mm, dz=3mm

Reference Value = 8.85 V/m; Power Drift = 0.174 dB
Peak SAR (extrapolated) = 0.537 W/kg
SAR(1 g) = 0.392 mW/g; SAR(10 g) = 0.286 mW/g
Info: Interpolated medium parameters used for SAR evaluation.
Maximum value of SAR (measured) = 0.451 mW/g



Date/Time: 3/31/2010 4:51:55 PM

Test Laboratory: Compliance Certification Services

EGPRS850_Body

DUT: Apple; Type: NA; Serial: NA

Communication System: GSM850; Frequency: 836.6 MHz;Duty Cycle: 1:4
Medium parameters used (interpolated): f = 836.6 MHz; σ = 0.996 mho/m; ε_r = 55.1; ρ = 1000 kg/m^3
Phantom section: Flat Section

Room Ambient Temperature: 24.0 deg. C; Liquid Temperature: 23.0 deg. C

DASY4 Configuration:
- Area Scan setting - Find Secondary Maximum Within: 2.0 dB and with a peak SAR value greater than 0.0012W/kg
- Probe: EX3DV3 - SN3531; ConvF(10.18, 10.18, 10.18); Calibrated: 2/23/2010
- Sensor-Surface: 3mm (Mechanical Surface Detection)
- Electronics: DAE3 Sn500; Calibrated: 9/15/2009
- Phantom: Flat Phantom ELI4.0; Type: QDOVA001BA; Serial: SN:1003
- Measurement SW: DASY4, V4.7 Build 80; Postprocessing SW: SEMCAD, V1.8 Build 186

Face down w/ headset_EGPRS 2 slots_H-ch/Area Scan (7x10x1): Measurement grid: dx=15mm, dy=15mm

Info: Interpolated medium parameters used for SAR evaluation.
Maximum value of SAR (measured) = 0.256 mW/g

Face down w/ headset_EGPRS 2 slots_H-ch/Zoom Scan (7x7x9)/Cube 0: Measurement grid: dx=5mm, dy=5mm, dz=3mm

Reference Value = 7.36 V/m; Power Drift =0.144 dB
Peak SAR (extrapolated) = 0.331 W/kg
SAR(1 g) = 0.229 mW/g; SAR(10 g) = 0.161 mW/g
Info: Interpolated medium parameters used for SAR evaluation.
Maximum value of SAR (measured) = 0.265 mW/g



Test Laboratory: Compliance Certification Services

GSM1900_Left Hand Side

DUT: Apple; Type: N/A; Serial: N/A

Communication System: DCS 1900; Frequency: 1880 MHz;Duty Cycle: 1:8
Medium parameters used: f = 1880 MHz; σ = 1.34 mho/m; ε_r = 39.2; ρ = 1000 kg/m^3
Phantom section: Left Section

Room Ambient Temperature: 25.0 deg. C; Liquid Temperature: 24.0 deg. C

DASY4 Configuration:
- Area Scan setting - Find Secondary Maximum Within: 2.0 dB and with a peak SAR value greater than 0.0012W/kg
- Probe: EX3DV3 - SN3531; ConvF(8.64, 8.64, 8.64); Calibrated: 2/23/2010
- Sensor-Surface: 3mm (Mechanical Surface Detection)
- Electronics: DAE3 Sn500; Calibrated: 9/15/2009
- Phantom: SAM 2 (Twin); Type: SAM 2; Serial: 1050
- Measurement SW: DASY4, V4.7 Build 80; Postprocessing SW: SEMCAD, V1.8 Build 186

Touch_M-ch/Area Scan (7x10x1): Measurement grid: dx=15mm, dy=15mm
Maximum value of SAR (measured) = 0.833 mW/g

Touch_M-ch/Zoom Scan (7x7x9)/Cube 0: Measurement grid: dx=5mm, dy=5mm, dz=3mm
Reference Value = 8.41 V/m; Power Drift = 0.033 dB
Peak SAR (extrapolated) = 1.03 W/kg
SAR(1 g) = 0.732 mW/g; SAR(10 g) = 0.478 mW/g
Maximum value of SAR (measured) = 0.844 mW/g



Test Laboratory: Compliance Certification Services

GSM1900_Left Hand Side

DUT: Apple; Type: N/A; Serial: N/A

Communication System: DCS 1900; Frequency: 1880 MHz;Duty Cycle: 1:8
Medium parameters used: f = 1880 MHz; σ = 1.34 mho/m; ε_r = 39.2; ρ = 1000 kg/m^3
Phantom section: Left Section

Room Ambient Temperature: 25.0 deg. C; Liquid Temperature: 24.0 deg. C

DASY4 Configuration:
- Area Scan setting - Find Secondary Maximum Within: 2.0 dB and with a peak SAR value greater than 0.0012W/kg
- Probe: EX3DV3 - SN3531; ConvF(8.64, 8.64, 8.64); Calibrated: 2/23/2010
- Sensor-Surface: 3mm (Mechanical Surface Detection)
- Electronics: DAE3 Sn500; Calibrated: 9/15/2009
- Phantom: SAM 2 (Twin); Type: SAM 2; Serial: 1050
- Measurement SW: DASY4, V4.7 Build 80; Postprocessing SW: SEMCAD, V1.8 Build 186

Tilt_M-ch/Area Scan (7x10x1): Measurement grid: dx=15mm, dy=15mm
Maximum value of SAR (measured) = 0.337 mW/g

Tilt_M-ch/Zoom Scan (7x7x9)/Cube 0: Measurement grid: dx=5mm, dy=5mm, dz=3mm
Reference Value = 14.7 V/m; Power Drift = 0.054 dB
Peak SAR (extrapolated) = 0.450 W/kg
SAR(1 g) = 0.303 mW/g; SAR(10 g) = 0.198 mW/g
Maximum value of SAR (measured) = 0.356 mW/g



Test Laboratory: Compliance Certification Services

GSM1900_Right Hand Side

DUT: Apple; Type: N/A; Serial: N/A

Communication System: DCS 1900; Frequency: 1880 MHz;Duty Cycle: 1:8
Medium parameters used: f = 1880 MHz; σ = 1.34 mho/m; ε_r = 39.2; ρ = 1000 kg/m^3
Phantom section: Right Section

Room Ambient Temperature: 25.0 deg. C; Liquid Temperature: 24.0 deg. C

DASY4 Configuration:
- Area Scan setting - Find Secondary Maximum Within: 2.0 dB and with a peak SAR value greater than 0.0012W/kg
- Probe: EX3DV3 - SN3531; ConvF(8.64, 8.64, 8.64); Calibrated: 2/23/2010
- Sensor-Surface: 3mm (Mechanical Surface Detection)
- Electronics: DAE3 Sn500; Calibrated: 9/15/2009
- Phantom: SAM 2 (Twin); Type: SAM 2; Serial: 1050
- Measurement SW: DASY4, V4.7 Build 80; Postprocessing SW: SEMCAD, V1.8 Build 186

Touch_M-ch/Area Scan (7x10x1): Measurement grid: dx=15mm, dy=15mm
Maximum value of SAR (measured) = 0.840 mW/g

Touch_M-ch/Zoom Scan (7x7x9)/Cube 0: Measurement grid: dx=5mm, dy=5mm, dz=3mm
Reference Value = 9.42 V/m; Power Drift = -0.159 dB
Peak SAR (extrapolated) = 1.04 W/kg
SAR(1 g) = 0.736 mW/g; SAR(10 g) = 0.492 mW/g
Maximum value of SAR (measured) = 0.839 mW/g

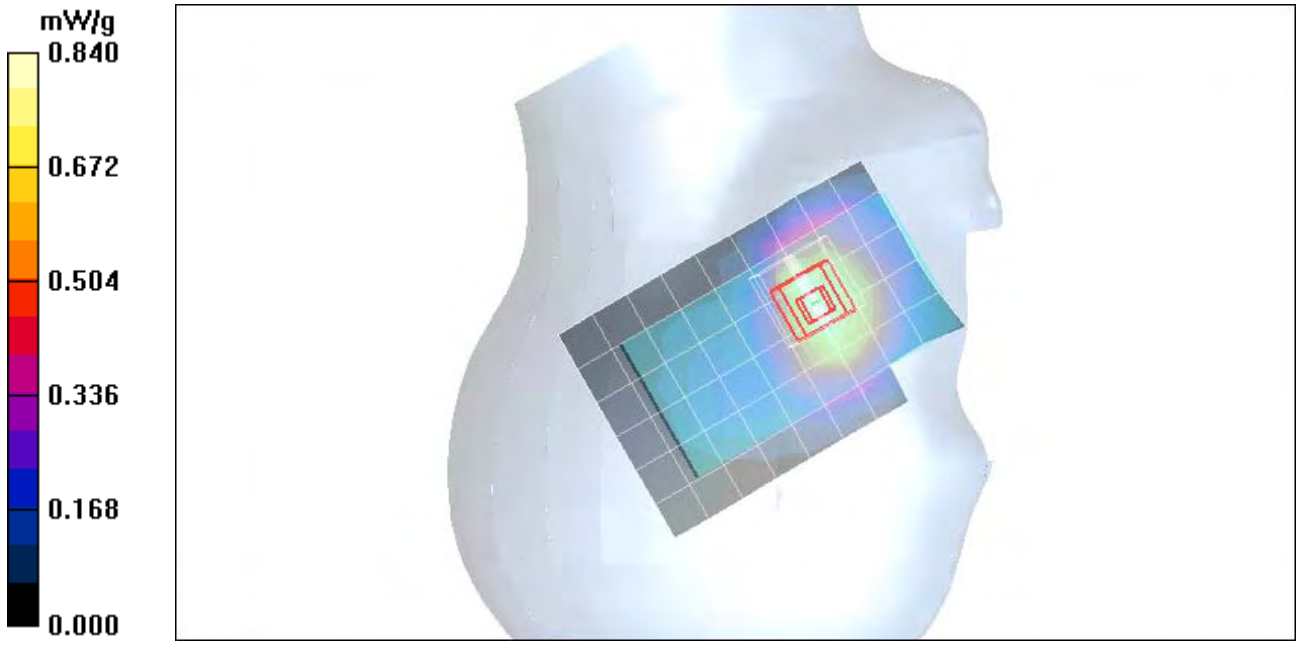

Test Laboratory: Compliance Certification Services

GSM1900_Right Hand Side

DUT: Apple; Type: N/A; Serial: N/A

Communication System: DCS 1900; Frequency: 1880 MHz;Duty Cycle: 1:8
Medium parameters used: f = 1880 MHz; σ = 1.34 mho/m; ε_r = 39.2; ρ = 1000 kg/m^3
Phantom section: Right Section

Room Ambient Temperature: 25.0 deg. C; Liquid Temperature: 24.0 deg. C

DASY4 Configuration:
- Area Scan setting - Find Secondary Maximum Within: 2.0 dB and with a peak SAR value greater than 0.0012W/kg
- Probe: EX3DV3 - SN3531; ConvF(8.64, 8.64, 8.64); Calibrated: 2/23/2010
- Sensor-Surface: 3mm (Mechanical Surface Detection)
- Electronics: DAE3 Sn500; Calibrated: 9/15/2009
- Phantom: SAM 2 (Twin); Type: SAM 2; Serial: 1050
- Measurement SW: DASY4, V4.7 Build 80; Postprocessing SW: SEMCAD, V1.8 Build 186

Tilt_M-ch/Area Scan (7x10x1): Measurement grid: dx=15mm, dy=15mm
Maximum value of SAR (measured) = 0.366 mW/g

Tilt_M-ch/Zoom Scan (7x7x9)/Cube 0: Measurement grid: dx=5mm, dy=5mm, dz=3mm
Reference Value = 14.9 V/m; Power Drift = -0.030 dB
Peak SAR (extrapolated) = 0.518 W/kg
SAR(1 g) = 0.358 mW/g; SAR(10 g) = 0.218 mW/g
Maximum value of SAR (measured) = 0.422 mW/g

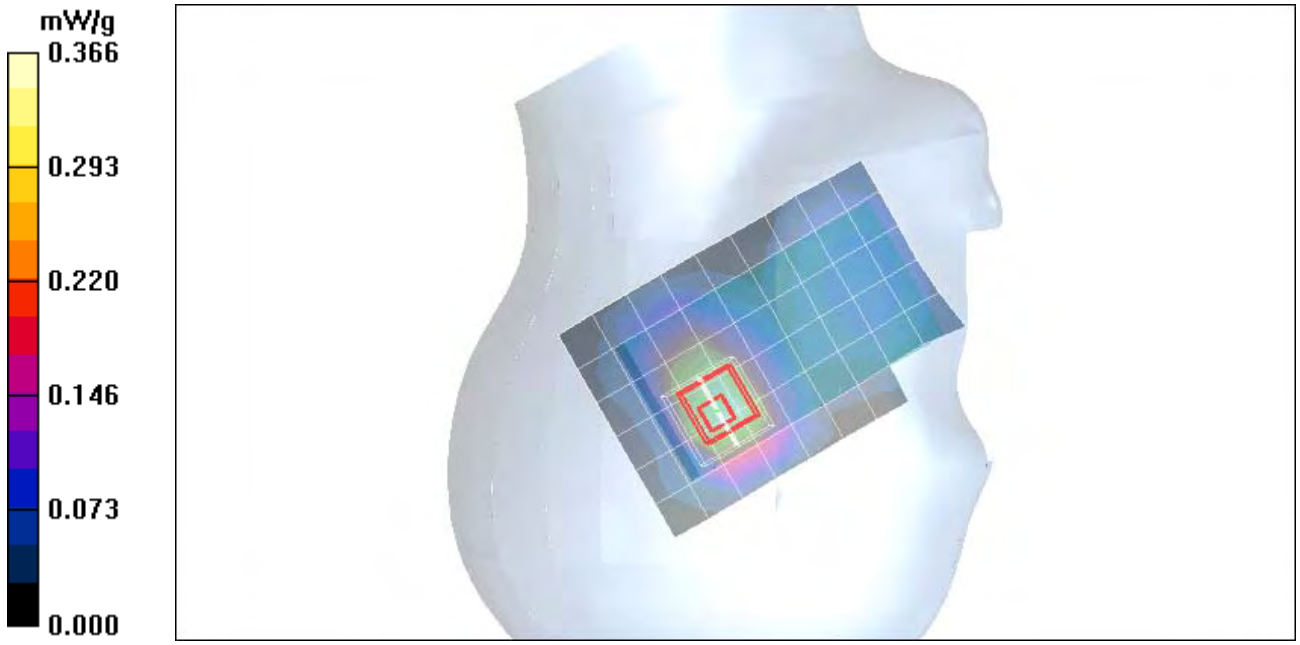

Test Laboratory: Compliance Certification Services

GSM1900_Body

DUT: Apple; Type: NA; Serial: NA

Communication System: DCS 1900; Frequency: 1880 MHz;Duty Cycle: 1:8
Medium parameters used: f = 1880 MHz; σ = 1.48 mho/m; ε_r = 53.4; ρ = 1000 kg/m^3
Phantom section: Flat Section

Room Ambient Temperature: 25.0 deg. C; Liquid Temperature: 24.0 deg. C

DASY4 Configuration:
- Area Scan setting - Find Secondary Maximum Within: 2.0 dB and with a peak SAR value greater than 0.0012W/kg
- Probe: EX3DV3 - SN3531; ConvF(8.04, 8.04, 8.04); Calibrated: 2/23/2010
- Sensor-Surface: 3mm (Mechanical Surface Detection)
- Electronics: DAE3 Sn500; Calibrated: 9/15/2009
- Phantom: Flat Phantom ELI4.0; Type: QDOVA001BA; Serial: SN:1003
- Measurement SW: DASY4, V4.7 Build 80; Postprocessing SW: SEMCAD, V1.8 Build 186

Face up_M-ch/Area Scan (7x9x1): Measurement grid: dx=15mm, dy=15mm
Maximum value of SAR (measured) = 0.288 mW/g

Face up_M-ch/Zoom Scan (7x7x9)/Cube 0: Measurement grid: dx=5mm, dy=5mm, dz=3mm
Reference Value = 10.7 V/m; Power Drift = -0.078 dB
Peak SAR (extrapolated) = 0.420 W/kg
SAR(1 g) = 0.271 mW/g; SAR(10 g) = 0.170 mW/g
Maximum value of SAR (measured) = 0.320 mW/g

Face up_M-ch/Zoom Scan 2 (7x7x9)/Cube 0: Measurement grid: dx=5mm, dy=5mm, dz=3mm
Reference Value = 10.7 V/m; Power Drift = -0.078 dB
Peak SAR (extrapolated) = 0.380 W/kg
SAR(1 g) = 0.256 mW/g; SAR(10 g) = 0.166 mW/g
Maximum value of SAR (measured) = 0.299 mW/g

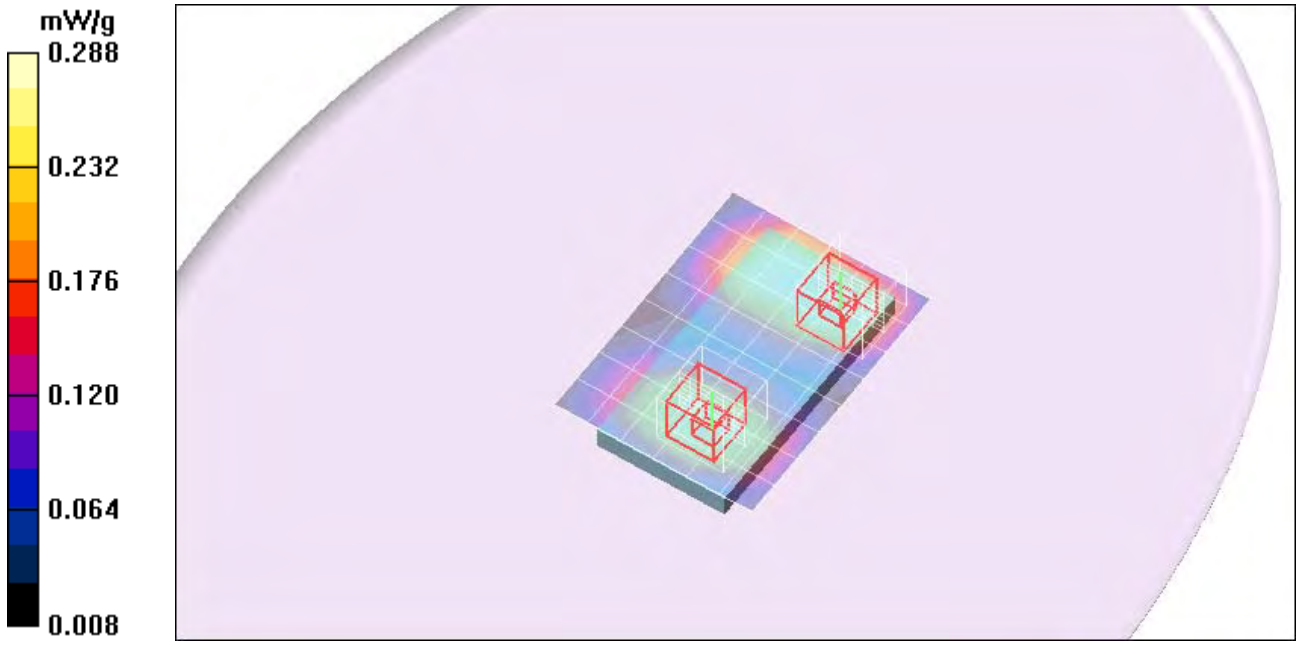

Test Laboratory: Compliance Certification Services

GSM1900_Body

DUT: Apple; Type: NA; Serial: NA

Communication System: DCS 1900; Frequency: 1880 MHz;Duty Cycle: 1:8
Medium parameters used: f = 1880 MHz; σ = 1.48 mho/m; ε_r = 53.4; ρ = 1000 kg/m^3
Phantom section: Flat Section

Room Ambient Temperature: 25.0 deg. C; Liquid Temperature: 24.0 deg. C

DASY4 Configuration:
- Area Scan setting - Find Secondary Maximum Within: 2.0 dB and with a peak SAR value greater than 0.0012W/kg
- Probe: EX3DV3 - SN3531; ConvF(8.04, 8.04, 8.04); Calibrated: 2/23/2010
- Sensor-Surface: 3mm (Mechanical Surface Detection)
- Electronics: DAE3 Sn500; Calibrated: 9/15/2009
- Phantom: Flat Phantom ELI4.0; Type: QDOVA001BA; Serial: SN:1003
- Measurement SW: DASY4, V4.7 Build 80; Postprocessing SW: SEMCAD, V1.8 Build 186

Face up w/headset_M-ch/Area Scan (7x9x1): Measurement grid: dx=15mm, dy=15mm
Maximum value of SAR (measured) = 0.251 mW/g

Face up w/headset_M-ch/Zoom Scan (7x7x9)/Cube 0: Measurement grid: dx=5mm, dy=5mm, dz=3mm
Reference Value = 10.8 V/m; Power Drift = -0.032 dB
Peak SAR (extrapolated) = 0.323 W/kg
SAR(1 g) = 0.200 mW/g; SAR(10 g) = 0.131 mW/g
Maximum value of SAR (measured) = 0.237 mW/g

Face up w/headset_M-ch/Zoom Scan 2 (7x7x9)/Cube 0: Measurement grid: dx=5mm, dy=5mm, dz=3mm
Reference Value = 10.8 V/m; Power Drift = -0.032 dB
Peak SAR (extrapolated) = 0.294 W/kg
SAR(1 g) = 0.197 mW/g; SAR(10 g) = 0.130 mW/g
Maximum value of SAR (measured) = 0.228 mW/g

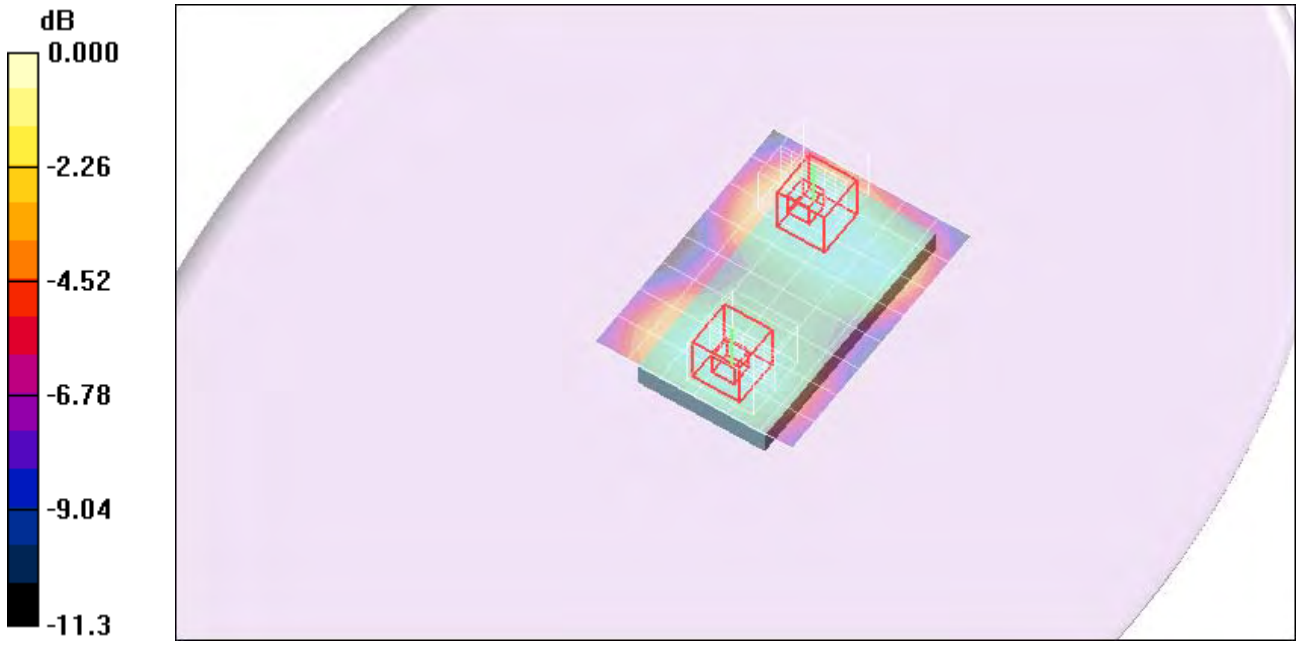

0 dB = 0.228mW/g

Date/Time: 3/30/2010 1:13:44 AM

Test Laboratory: Compliance Certification Services

GSM1900_Body

DUT: Apple; Type: NA; Serial: NA

Communication System: DCS 1900; Frequency: 1880 MHz;Duty Cycle: 1:8
Medium parameters used: f = 1880 MHz; σ = 1.48 mho/m; ε_r = 53.4; ρ = 1000 kg/m^3
Phantom section: Flat Section

Room Ambient Temperature: 25.0 deg. C; Liquid Temperature: 24.0 deg. C

DASY4 Configuration:
- Area Scan setting - Find Secondary Maximum Within: 2.0 dB and with a peak SAR value greater than 0.0012W/kg
- Probe: EX3DV3 - SN3531; ConvF(8.04, 8.04, 8.04); Calibrated: 2/23/2010
- Sensor-Surface: 3mm (Mechanical Surface Detection)
- Electronics: DAE3 Sn500; Calibrated: 9/15/2009
- Phantom: Flat Phantom ELI4.0; Type: QDOVA001BA; Serial: SN:1003
- Measurement SW: DASY4, V4.7 Build 80; Postprocessing SW: SEMCAD, V1.8 Build 186

Face down_M-ch/Area Scan (7x10x1): Measurement grid: dx=15mm, dy=15mm
Maximum value of SAR (measured) = 0.316 mW/g

Face down_M-ch/Zoom Scan (7x7x9)/Cube 0: Measurement grid: dx=5mm, dy=5mm, dz=3mm
Reference Value = 11.5 V/m; Power Drift = -0.035 dB
Peak SAR (extrapolated) = 0.418 W/kg
SAR(1 g) = 0.263 mW/g; SAR(10 g) = 0.165 mW/g
Maximum value of SAR (measured) = 0.313 mW/g

Face down_M-ch/Zoom Scan 2 (7x7x9)/Cube 0: Measurement grid: dx=5mm, dy=5mm, dz=3mm
Reference Value = 11.5 V/m; Power Drift = -0.035 dB
Peak SAR (extrapolated) = 0.397 W/kg
SAR(1 g) = 0.267 mW/g; SAR(10 g) = 0.174 mW/g
Maximum value of SAR (measured) = 0.311 mW/g

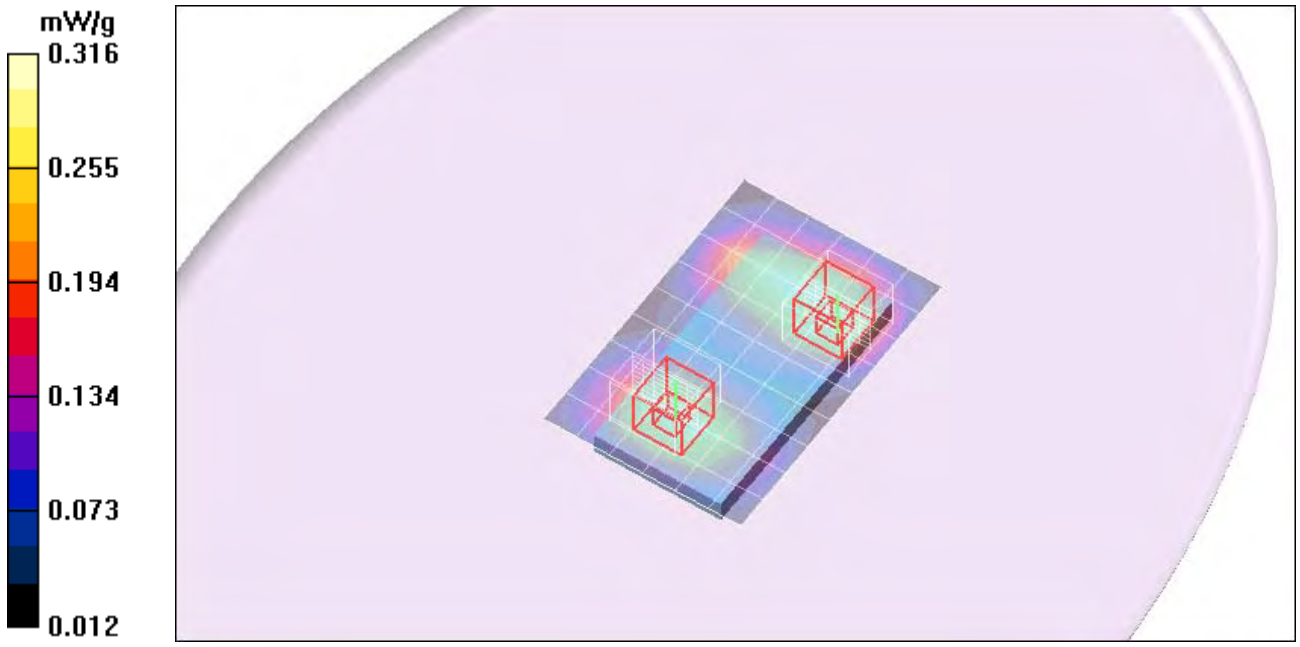

Test Laboratory: Compliance Certification Services

GPRS1900_Body

DUT: Apple; Type: NA; Serial: NA

Communication System: DCS 1900; Frequency: 1880 MHz;Duty Cycle: 1:8
Medium parameters used: f = 1880 MHz; σ = 1.48 mho/m; ε_r = 53.4; ρ = 1000 kg/m^3
Phantom section: Flat Section

Room Ambient Temperature: 25.0 deg. C; Liquid Temperature: 24.0 deg. C

DASY4 Configuration:
- Area Scan setting - Find Secondary Maximum Within: 2.0 dB and with a peak SAR value greater than 0.0012W/kg
- Probe: EX3DV3 - SN3531; ConvF(8.04, 8.04, 8.04); Calibrated: 2/23/2010
- Sensor-Surface: 3mm (Mechanical Surface Detection)
- Electronics: DAE3 Sn500; Calibrated: 9/15/2009
- Phantom: Flat Phantom ELI4.0; Type: QDOVA001BA; Serial: SN:1003
- Measurement SW: DASY4, V4.7 Build 80; Postprocessing SW: SEMCAD, V1.8 Build 186

Face up_GPRS 1 slots M-ch/Area Scan (7x9x1): Measurement grid: dx=15mm, dy=15mm
Maximum value of SAR (measured) = 0.290 mW/g

Face up_GPRS 1 slots M-ch/Zoom Scan (7x7x9)/Cube 0: Measurement grid: dx=5mm, dy=5mm, dz=3mm
Reference Value = 11.7 V/m; Power Drift = -0.081 dB
Peak SAR (extrapolated) = 0.392 W/kg
SAR(1 g) = 0.255 mW/g; SAR(10 g) = 0.163 mW/g
Maximum value of SAR (measured) = 0.300 mW/g

Face up_GPRS 1 slots M-ch/Zoom Scan 2 (7x7x9)/Cube 0: Measurement grid: dx=5mm, dy=5mm, dz=3mm
Reference Value = 11.7 V/m; Power Drift = -0.081 dB
Peak SAR (extrapolated) = 0.369 W/kg
SAR(1 g) = 0.249 mW/g; SAR(10 g) = 0.163 mW/g

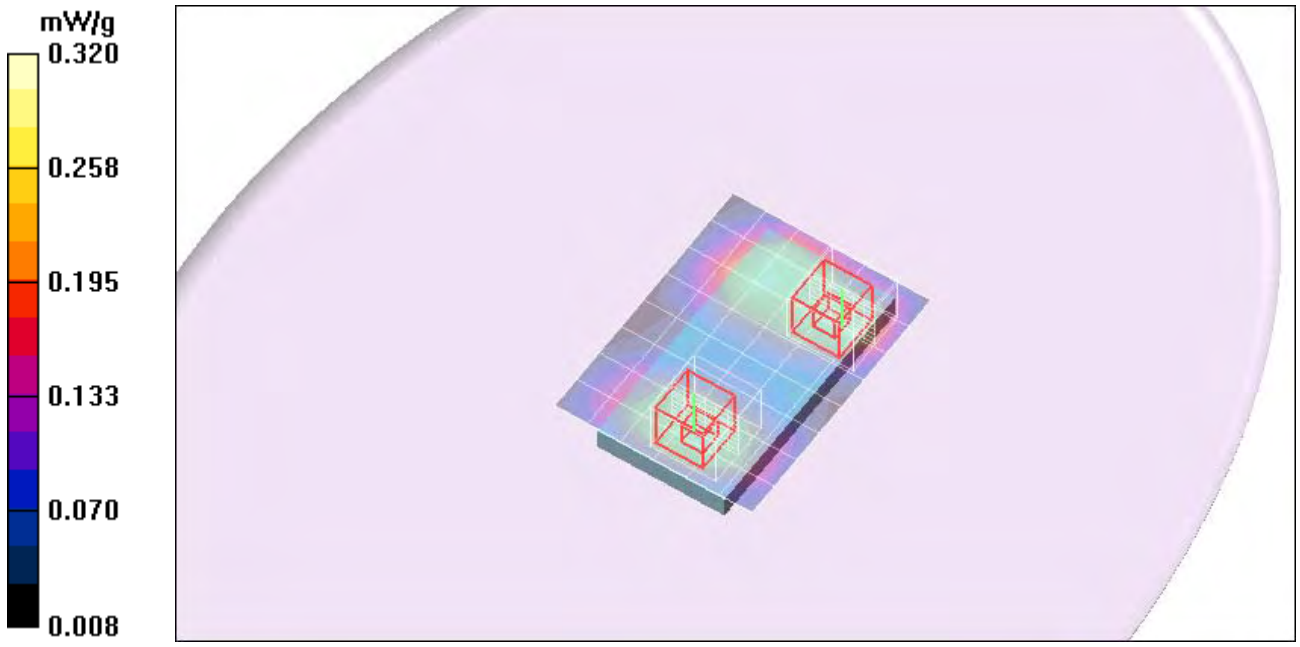

Date/Time: 3/29/2010 11:26:16 PM

Test Laboratory: Compliance Certification Services

GPRS1900_Body

DUT: Apple; Type: NA; Serial: NA

Communication System: DCS 1900; Frequency: 1880 MHz;Duty Cycle: 1:8
Medium parameters used: f = 1880 MHz; σ = 1.48 mho/m; ε_r = 53.4; ρ = 1000 kg/m^3
Phantom section: Flat Section

Room Ambient Temperature: 25.0 deg. C; Liquid Temperature: 24.0 deg. C

DASY4 Configuration:
- Area Scan setting - Find Secondary Maximum Within: 2.0 dB and with a peak SAR value greater than 0.0012W/kg
- Probe: EX3DV3 - SN3531; ConvF(8.04, 8.04, 8.04); Calibrated: 2/23/2010
- Sensor-Surface: 3mm (Mechanical Surface Detection)
- Electronics: DAE3 Sn500; Calibrated: 9/15/2009
- Phantom: Flat Phantom ELI4.0; Type: QDOVA001BA; Serial: SN:1003
- Measurement SW: DASY4, V4.7 Build 80; Postprocessing SW: SEMCAD, V1.8 Build 186

Face down_GPRS 1 slots M-ch/Area Scan (7x10x1): Measurement grid: dx=15mm, dy=15mm
Maximum value of SAR (measured) = 0.291 mW/g

Face down_GPRS 1 slots M-ch/Zoom Scan (7x7x9)/Cube 0: Measurement grid: dx=5mm, dy=5mm, dz=3mm
Reference Value = 8.83 V/m; Power Drift = -0.067 dB
Peak SAR (extrapolated) = 0.383 W/kg
SAR(1 g) = 0.263 mW/g; SAR(10 g) = 0.173 mW/g
Maximum value of SAR (measured) = 0.305 mW/g

Face down_GPRS 1 slots M-ch/Zoom Scan 2 (7x7x9)/Cube 0: Measurement grid: dx=5mm, dy=5mm, dz=3mm
Reference Value = 8.83 V/m; Power Drift = -0.067 dB
Peak SAR (extrapolated) = 0.391 W/kg
SAR(1 g) = 0.248 mW/g; SAR(10 g) = 0.155 mW/g
Maximum value of SAR (measured) = 0.293 mW/g

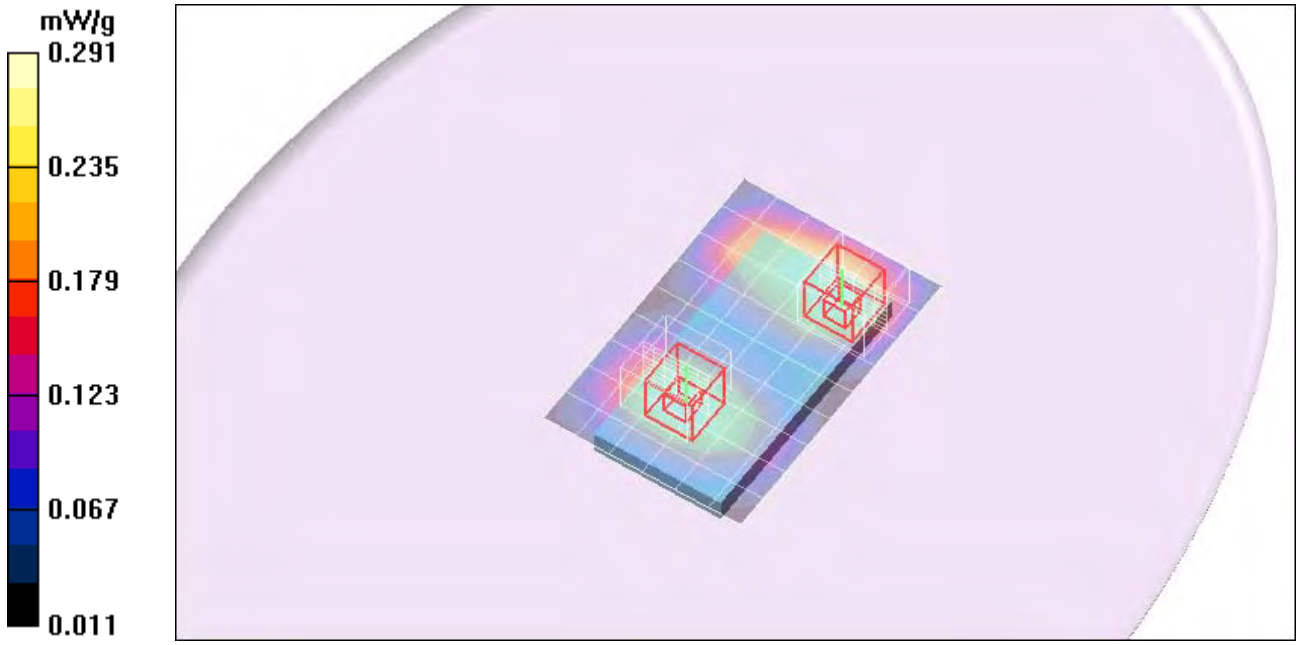

Test Laboratory: Compliance Certification Services

GPRS1900_Body

DUT: Apple; Type: NA; Serial: NA

Communication System: DCS 1900; Frequency: 1880 MHz;Duty Cycle: 1:4
Medium parameters used: f = 1880 MHz; σ = 1.48 mho/m; ε_r = 53.4; ρ = 1000 kg/m^3
Phantom section: Flat Section

Room Ambient Temperature: 25.0 deg. C; Liquid Temperature: 24.0 deg. C

DASY4 Configuration:
- Area Scan setting - Find Secondary Maximum Within: 2.0 dB and with a peak SAR value greater than 0.0012W/kg
- Probe: EX3DV3 - SN3531; ConvF(8.04, 8.04, 8.04); Calibrated: 2/23/2010
- Sensor-Surface: 3mm (Mechanical Surface Detection)
- Electronics: DAE3 Sn500; Calibrated: 9/15/2009
- Phantom: Flat Phantom ELI4.0; Type: QDOVA001BA; Serial: SN:1003
- Measurement SW: DASY4, V4.7 Build 80; Postprocessing SW: SEMCAD, V1.8 Build 186

Face up_GPRS 2 slots M-ch/Area Scan (7x9x1): Measurement grid: dx=15mm, dy=15mm
Maximum value of SAR (measured) = 0.375 mW/g

Face up_GPRS 2 slots M-ch/Zoom Scan (7x7x9)/Cube 0: Measurement grid: dx=5mm, dy=5mm, dz=3mm
Reference Value = 13.3 V/m; Power Drift = -0.106 dB
Peak SAR (extrapolated) = 0.494 W/kg
SAR(1 g) = 0.318 mW/g; SAR(10 g) = 0.210 mW/g
Maximum value of SAR (measured) = 0.373 mW/g

Face up_GPRS 2 slots M-ch/Zoom Scan 2 (7x7x9)/Cube 0: Measurement grid: dx=5mm, dy=5mm, dz=3mm
Reference Value = 13.3 V/m; Power Drift = -0.106 dB
Peak SAR (extrapolated) = 0.475 W/kg
SAR(1 g) = 0.321 mW/g; SAR(10 g) = 0.211 mW/g

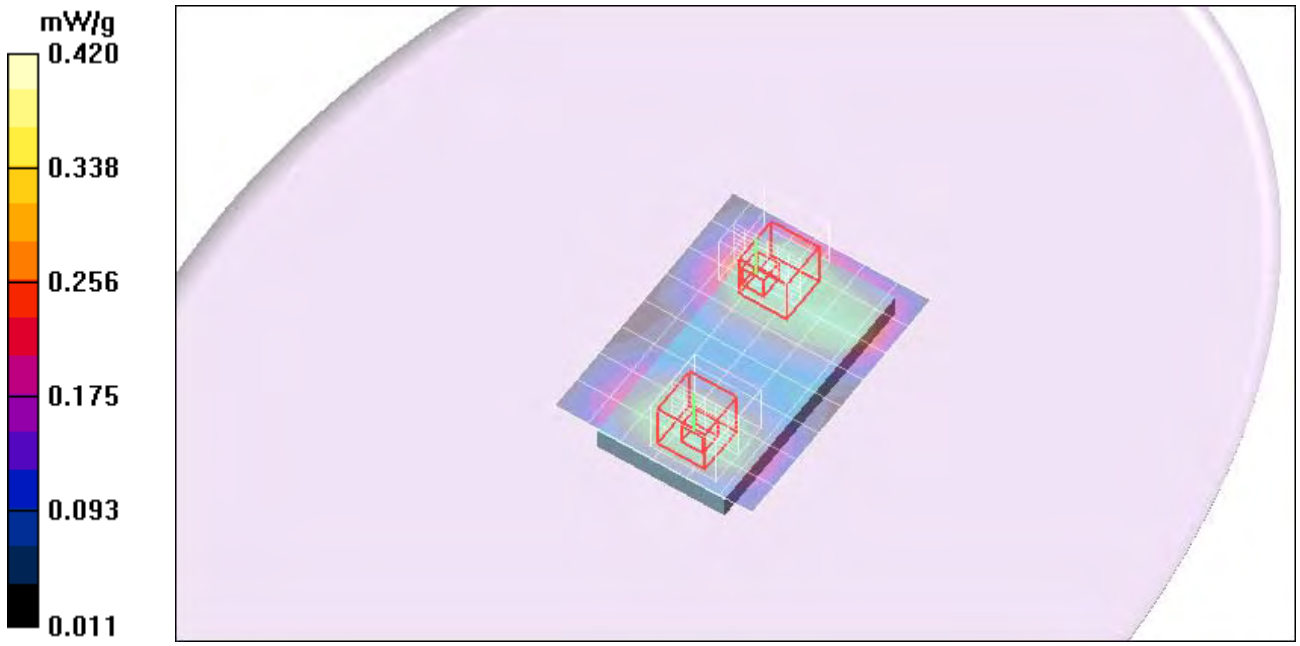

Test Laboratory: Compliance Certification Services

GPRS1900_Body

DUT: Apple; Type: NA; Serial: NA

Communication System: DCS 1900; Frequency: 1880 MHz;Duty Cycle: 1:4
Medium parameters used: f = 1880 MHz; σ = 1.48 mho/m; ε_r = 53.4; ρ = 1000 kg/m^3
Phantom section: Flat Section

Room Ambient Temperature: 25.0 deg. C; Liquid Temperature: 24.0 deg. C

DASY4 Configuration:
- Area Scan setting - Find Secondary Maximum Within: 2.0 dB and with a peak SAR value greater than 0.0012W/kg
- Probe: EX3DV3 - SN3531; ConvF(8.04, 8.04, 8.04); Calibrated: 2/23/2010
- Sensor-Surface: 3mm (Mechanical Surface Detection)
- Electronics: DAE3 Sn500; Calibrated: 9/15/2009
- Phantom: Flat Phantom ELI4.0; Type: QDOVA001BA; Serial: SN:1003
- Measurement SW: DASY4, V4.7 Build 80; Postprocessing SW: SEMCAD, V1.8 Build 186

Face down_GPRS 2 slots M-ch/Area Scan (7x10x1): Measurement grid: dx=15mm, dy=15mm
Maximum value of SAR (measured) = 0.382 mW/g

Face down_GPRS 2 slots M-ch/Zoom Scan (7x7x9)/Cube 0: Measurement grid: dx=5mm, dy=5mm, dz=3mm
Reference Value = 10.1 V/m; Power Drift = 0.028 dB
Peak SAR (extrapolated) = 0.512 W/kg
SAR(1 g) = 0.346 mW/g; SAR(10 g) = 0.227 mW/g
Maximum value of SAR (measured) = 0.402 mW/g

Face down_GPRS 2 slots M-ch/Zoom Scan 2 (7x7x9)/Cube 0: Measurement grid: dx=5mm, dy=5mm, dz=3mm
Reference Value = 10.1 V/m; Power Drift = 0.028 dB
Peak SAR (extrapolated) = 0.529 W/kg
SAR(1 g) = 0.329 mW/g; SAR(10 g) = 0.204 mW/g
Maximum value of SAR (measured) = 0.391 mW/g

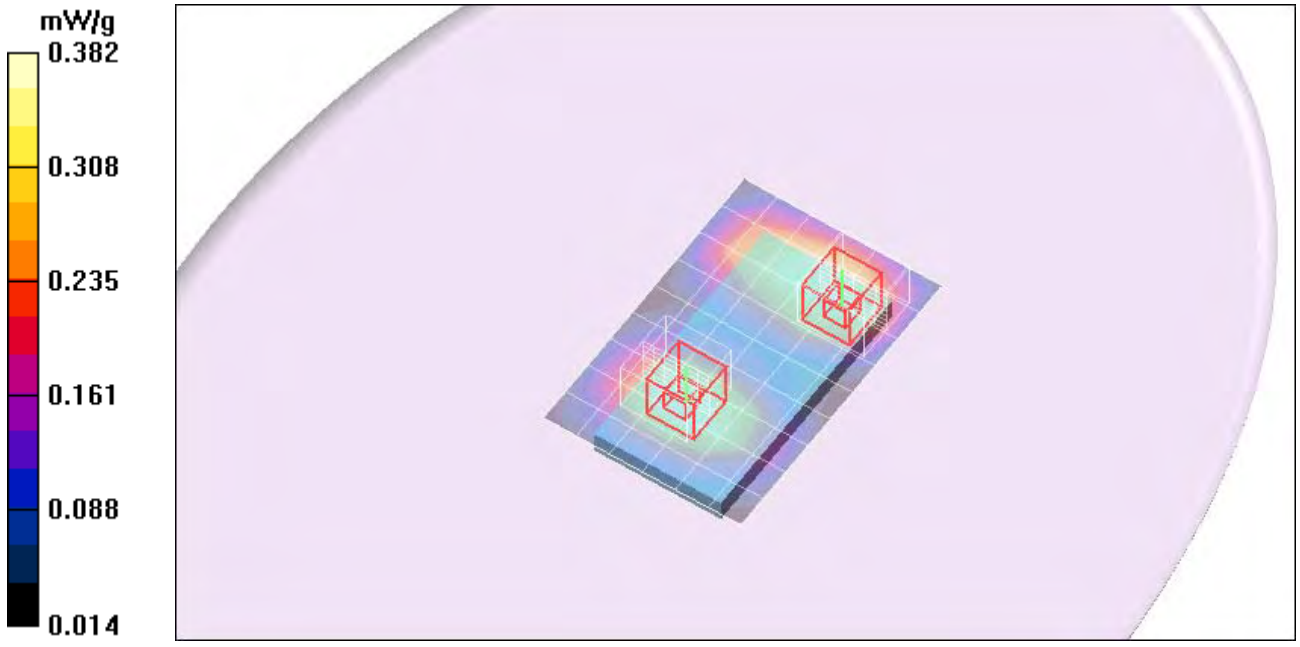

Test Laboratory: Compliance Certification Services

GPRS1900_Body

DUT: Apple; Type: NA; Serial: NA

Communication System: DCS 1900; Frequency: 1880 MHz;Duty Cycle: 1:4
Medium parameters used: f = 1880 MHz; σ = 1.48 mho/m; ε_r = 53.4; ρ = 1000 kg/m^3
Phantom section: Flat Section

Room Ambient Temperature: 25.0 deg. C; Liquid Temperature: 24.0 deg. C

DASY4 Configuration:
- Area Scan setting - Find Secondary Maximum Within: 2.0 dB and with a peak SAR value greater than 0.0012W/kg
- Probe: EX3DV3 - SN3531; ConvF(8.04, 8.04, 8.04); Calibrated: 2/23/2010
- Sensor-Surface: 3mm (Mechanical Surface Detection)
- Electronics: DAE3 Sn500; Calibrated: 9/15/2009
- Phantom: Flat Phantom ELI4.0; Type: QDOVA001BA; Serial: SN:1003
- Measurement SW: DASY4, V4.7 Build 80; Postprocessing SW: SEMCAD, V1.8 Build 186

Face down w/ headset_GPRS 2 slots_M-ch/Area Scan (7x10x1): Measurement grid: dx=15mm, dy=15mm

Maximum value of SAR (measured) = 0.315 mW/g

Face down w/ headset_GPRS 2 slots_M-ch/Zoom Scan (7x7x9)/Cube 0: Measurement grid: dx=5mm, dy=5mm, dz=3mm

Reference Value = 8.53 V/m; Power Drift = 0.007 dB
Peak SAR (extrapolated) = 0.418 W/kg
SAR(1 g) = 0.281 mW/g; SAR(10 g) = 0.177 mW/g
Maximum value of SAR (measured) = 0.327 mW/g

Face down w/ headset_GPRS 2 slots_M-ch/Zoom Scan 2 (7x7x9)/Cube 0: Measurement grid: dx=5mm, dy=5mm, dz=3mm

Reference Value = 8.53 V/m; Power Drift = 0.007 dB
Peak SAR (extrapolated) = 0.349 W/kg
SAR(1 g) = 0.239 mW/g; SAR(10 g) = 0.159 mW/g
Maximum value of SAR (measured) = 0.277 mW/g

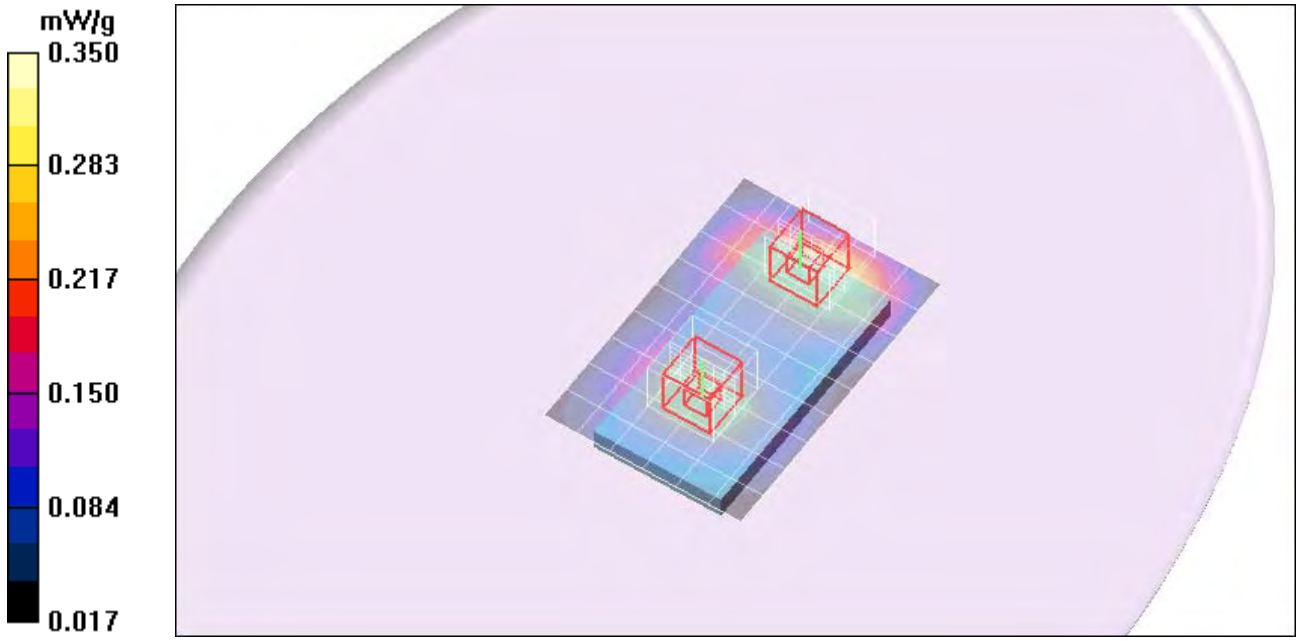

Test Laboratory: Compliance Certification Services

EGPRS1900_Body

DUT: Apple; Type: NA; Serial: NA

Communication System: DCS 1900; Frequency: 1880 MHz;Duty Cycle: 1:8
Medium parameters used: f = 1880 MHz; σ = 1.48 mho/m; ε_r = 53.4; ρ = 1000 kg/m^3
Phantom section: Flat Section

Room Ambient Temperature: 25.0 deg. C; Liquid Temperature: 24.0 deg. C

DASY4 Configuration:
- Area Scan setting - Find Secondary Maximum Within: 2.0 dB and with a peak SAR value greater than 0.0012W/kg
- Probe: EX3DV3 - SN3531; ConvF(8.04, 8.04, 8.04); Calibrated: 2/23/2010
- Sensor-Surface: 3mm (Mechanical Surface Detection)
- Electronics: DAE3 Sn500; Calibrated: 9/15/2009
- Phantom: Flat Phantom ELI4.0; Type: QDOVA001BA; Serial: SN:1003
- Measurement SW: DASY4, V4.7 Build 80; Postprocessing SW: SEMCAD, V1.8 Build 186

Face up_EGPRS 1 slots M-ch/Area Scan (7x9x1): Measurement grid: dx=15mm, dy=15mm
Maximum value of SAR (measured) = 0.105 mW/g

Face up_EGPRS 1 slots M-ch/Zoom Scan (7x7x9)/Cube 0: Measurement grid: dx=5mm, dy=5mm, dz=3mm
Reference Value = 6.77 V/m; Power Drift = 0.000 dB
Peak SAR (extrapolated) = 0.146 W/kg
SAR(1 g) = 0.090 mW/g; SAR(10 g) = 0.060 mW/g
Maximum value of SAR (measured) = 0.107 mW/g

Face up_EGPRS 1 slots M-ch/Zoom Scan 2 (7x7x9)/Cube 0: Measurement grid: dx=5mm, dy=5mm, dz=3mm
Reference Value = 6.77 V/m; Power Drift = 0.000 dB
Peak SAR (extrapolated) = 0.127 W/kg
SAR(1 g) = 0.086 mW/g; SAR(10 g) = 0.056 mW/g
Maximum value of SAR (measured) = 0.100 mW/g

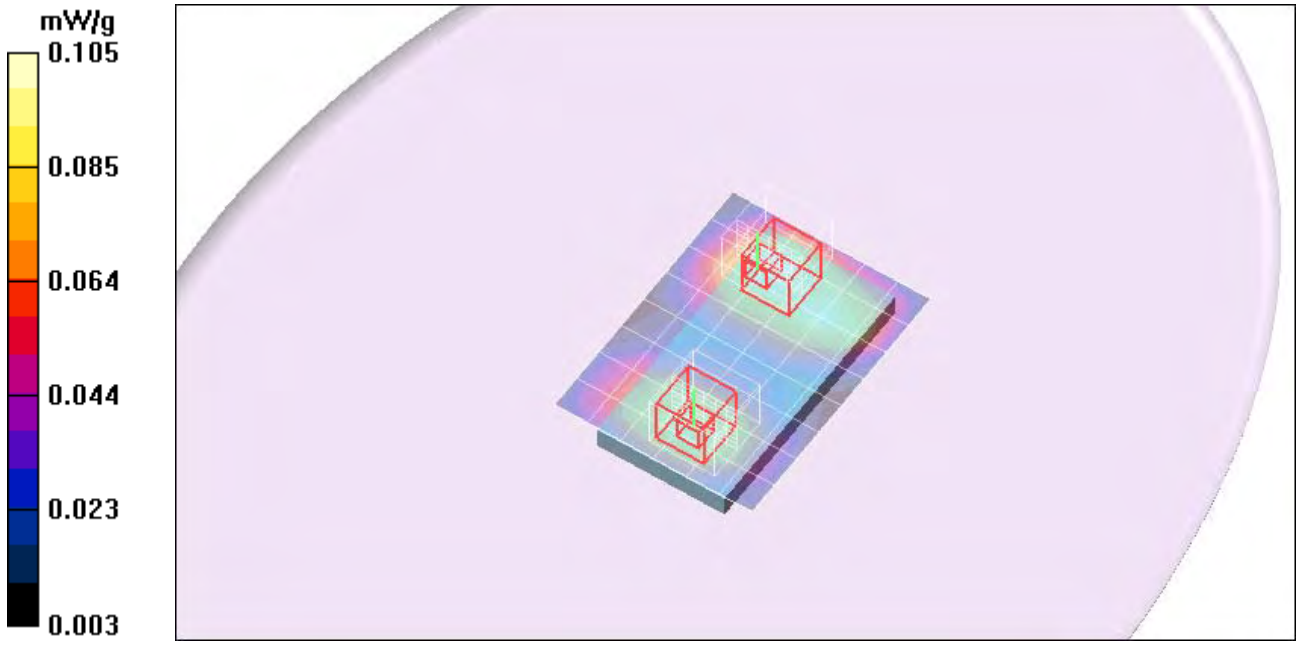

Test Laboratory: Compliance Certification Services

EGPRS1900_Body

DUT: Apple; Type: NA; Serial: NA

Communication System: DCS 1900; Frequency: 1880 MHz;Duty Cycle: 1:8
Medium parameters used: f = 1880 MHz; σ = 1.48 mho/m; ε_r = 53.4; ρ = 1000 kg/m^3
Phantom section: Flat Section

Room Ambient Temperature: 25.0 deg. C; Liquid Temperature: 24.0 deg. C

DASY4 Configuration:
- Area Scan setting - Find Secondary Maximum Within: 2.0 dB and with a peak SAR value greater than 0.0012W/kg
- Probe: EX3DV3 - SN3531; ConvF(8.04, 8.04, 8.04); Calibrated: 2/23/2010
- Sensor-Surface: 3mm (Mechanical Surface Detection)
- Electronics: DAE3 Sn500; Calibrated: 9/15/2009
- Phantom: Flat Phantom ELI4.0; Type: QDOVA001BA; Serial: SN:1003
- Measurement SW: DASY4, V4.7 Build 80; Postprocessing SW: SEMCAD, V1.8 Build 186

Face down_EGPRS 1 slots M-ch/Area Scan (7x10x1): Measurement grid: dx=15mm, dy=15mm
Maximum value of SAR (measured) = 0.109 mW/g

Face down_EGPRS 1 slots M-ch/Zoom Scan (7x7x9)/Cube 0: Measurement grid: dx=5mm, dy=5mm, dz=3mm
Reference Value = 7.14 V/m; Power Drift = 0.079 dB
Peak SAR (extrapolated) = 0.141 W/kg
SAR(1 g) = 0.096 mW/g; SAR(10 g) = 0.063 mW/g
Maximum value of SAR (measured) = 0.112 mW/g

Face down_EGPRS 1 slots M-ch/Zoom Scan 2 (7x7x9)/Cube 0: Measurement grid: dx=5mm, dy=5mm, dz=3mm
Reference Value = 7.14 V/m; Power Drift = 0.079 dB
Peak SAR (extrapolated) = 0.151 W/kg
SAR(1 g) = 0.095 mW/g; SAR(10 g) = 0.060 mW/g



Test Laboratory: Compliance Certification Services

EGPRS1900_Body

DUT: Apple; Type: NA; Serial: NA

Communication System: DCS 1900; Frequency: 1880 MHz;Duty Cycle: 1:4
Medium parameters used: f = 1880 MHz; σ = 1.48 mho/m; ε_r = 53.4; ρ = 1000 kg/m^3
Phantom section: Flat Section

Room Ambient Temperature: 25.0 deg. C; Liquid Temperature: 24.0 deg. C

DASY4 Configuration:
- Area Scan setting - Find Secondary Maximum Within: 2.0 dB and with a peak SAR value greater than 0.0012W/kg
- Probe: EX3DV3 - SN3531; ConvF(8.04, 8.04, 8.04); Calibrated: 2/23/2010
- Sensor-Surface: 3mm (Mechanical Surface Detection)
- Electronics: DAE3 Sn500; Calibrated: 9/15/2009
- Phantom: Flat Phantom ELI4.0; Type: QDOVA001BA; Serial: SN:1003
- Measurement SW: DASY4, V4.7 Build 80; Postprocessing SW: SEMCAD, V1.8 Build 186

Face up_EGPRS 2 slots M-ch/Area Scan (7x9x1): Measurement grid: dx=15mm, dy=15mm

Maximum value of SAR (measured) = 0.213 mW/g

Face up_EGPRS 2 slots M-ch/Zoom Scan (7x7x9)/Cube 0: Measurement grid: dx=5mm, dy=5mm, dz=3mm

Reference Value = 9.71 V/m; Power Drift = -0.106 dB
Peak SAR (extrapolated) = 0.289 W/kg
SAR(1 g) = 0.183 mW/g; SAR(10 g) = 0.121 mW/g
Maximum value of SAR (measured) = 0.217 mW/g

Face up_EGPRS 2 slots M-ch/Zoom Scan 2 (7x7x9)/Cube 0: Measurement grid: dx=5mm, dy=5mm, dz=3mm

Reference Value = 9.71 V/m; Power Drift = -0.106 dB
Peak SAR (extrapolated) = 0.256 W/kg
SAR(1 g) = 0.173 mW/g; SAR(10 g) = 0.114 mW/g
Maximum value of SAR (measured) = 0.202 mW/g

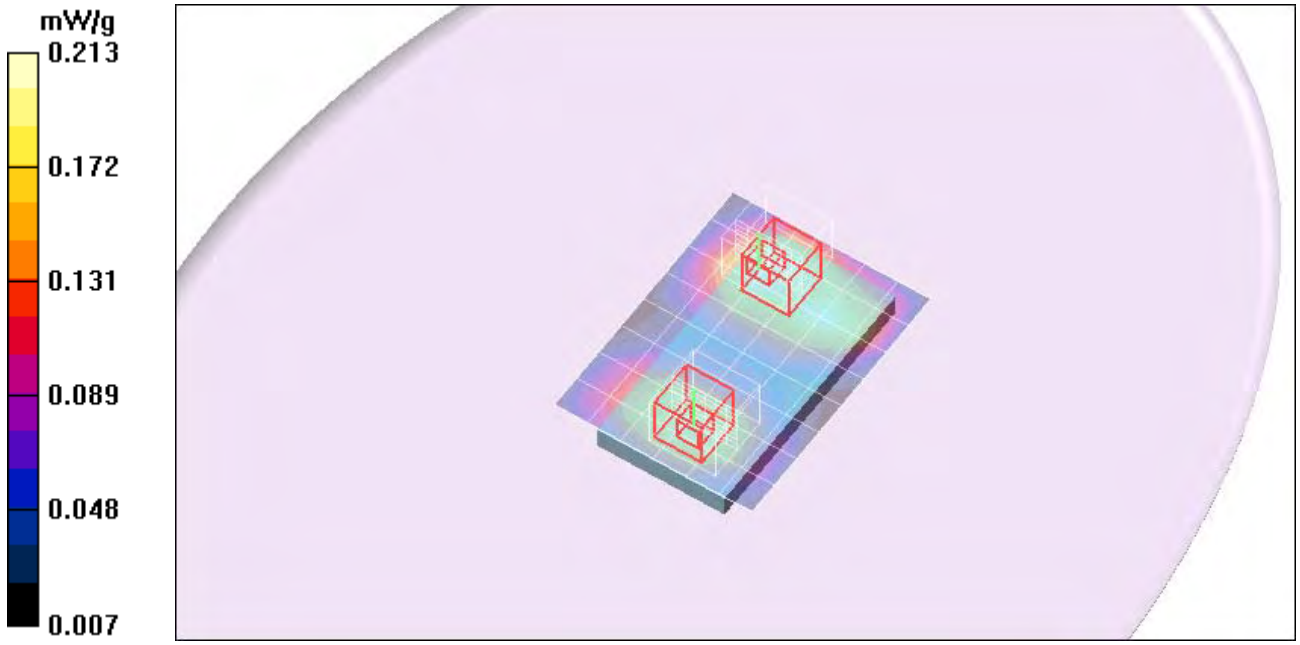

Test Laboratory: Compliance Certification Services

EGPRS1900_Body

DUT: Apple; Type: NA; Serial: NA

Communication System: DCS 1900; Frequency: 1880 MHz;Duty Cycle: 1:4
Medium parameters used: f = 1880 MHz; σ = 1.48 mho/m; ε_r = 53.4; ρ = 1000 kg/m^3
Phantom section: Flat Section

Room Ambient Temperature: 25.0 deg. C; Liquid Temperature: 24.0 deg. C

DASY4 Configuration:
- Area Scan setting - Find Secondary Maximum Within: 2.0 dB and with a peak SAR value greater than 0.0012W/kg
- Probe: EX3DV3 - SN3531; ConvF(8.04, 8.04, 8.04); Calibrated: 2/23/2010
- Sensor-Surface: 3mm (Mechanical Surface Detection)
- Electronics: DAE3 Sn500; Calibrated: 9/15/2009
- Phantom: Flat Phantom ELI4.0; Type: QDOVA001BA; Serial: SN:1003
- Measurement SW: DASY4, V4.7 Build 80; Postprocessing SW: SEMCAD, V1.8 Build 186

Face down_EGPRS 2 slots M-ch/Area Scan (7x10x1): Measurement grid: dx=15mm, dy=15mm

Maximum value of SAR (measured) = 0.219 mW/g

Face down_EGPRS 2 slots M-ch/Zoom Scan (7x7x9)/Cube 0: Measurement grid: dx=5mm, dy=5mm, dz=3mm

Reference Value = 10.2 V/m; Power Drift = -0.009 dB
Peak SAR (extrapolated) = 0.304 W/kg
SAR(1 g) = 0.191 mW/g; SAR(10 g) = 0.121 mW/g
Maximum value of SAR (measured) = 0.229 mW/g

Face down_EGPRS 2 slots M-ch/Zoom Scan 2 (7x7x9)/Cube 0: Measurement grid: dx=5mm, dy=5mm, dz=3mm

Reference Value = 10.2 V/m; Power Drift = -0.009 dB
Peak SAR (extrapolated) = 0.287 W/kg
SAR(1 g) = 0.195 mW/g; SAR(10 g) = 0.127 mW/g
Maximum value of SAR (measured) = 0.226 mW/g

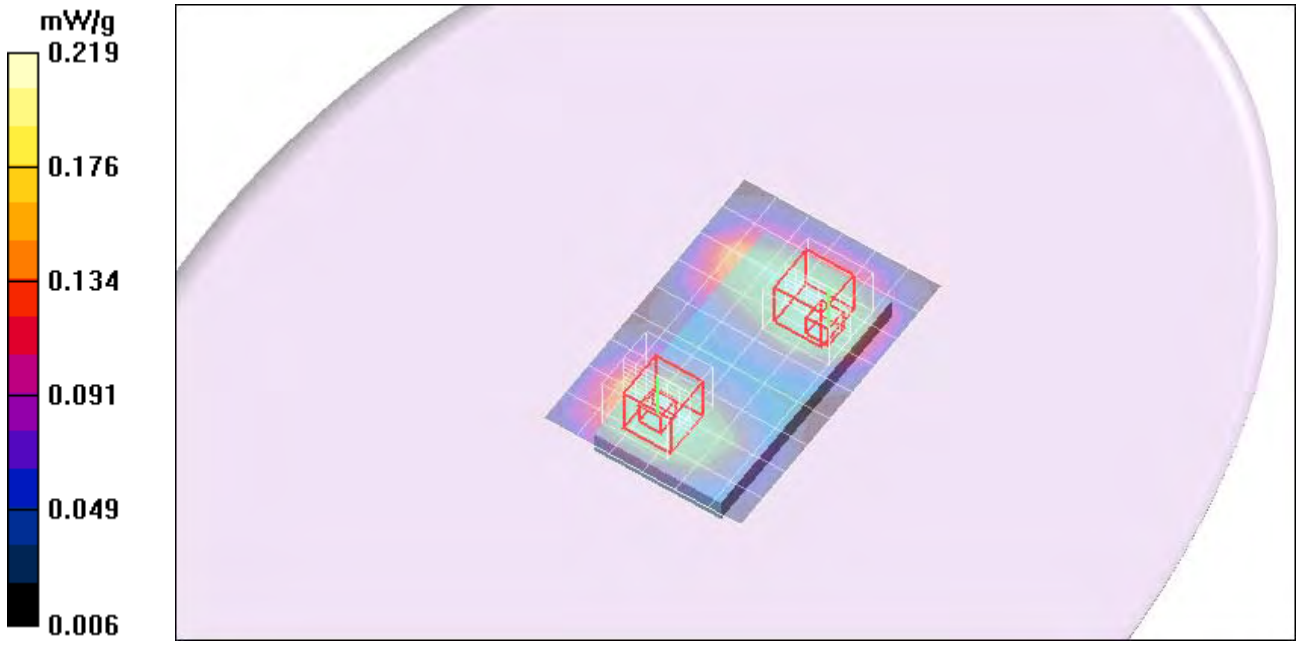

Test Laboratory: Compliance Certification Services

EGPRS1900_Body

DUT: Apple; Type: NA; Serial: NA

Communication System: DCS 1900; Frequency: 1880 MHz;Duty Cycle: 1:4
Medium parameters used: f = 1880 MHz; σ = 1.48 mho/m; ε_r = 53.4; ρ = 1000 kg/m^3
Phantom section: Flat Section

Room Ambient Temperature: 25.0 deg. C; Liquid Temperature: 24.0 deg. C

DASY4 Configuration:
- Area Scan setting - Find Secondary Maximum Within: 2.0 dB and with a peak SAR value greater than 0.0012W/kg
- Probe: EX3DV3 - SN3531; ConvF(8.04, 8.04, 8.04); Calibrated: 2/23/2010
- Sensor-Surface: 3mm (Mechanical Surface Detection)
- Electronics: DAE3 Sn500; Calibrated: 9/15/2009
- Phantom: Flat Phantom ELI4.0; Type: QDOVA001BA; Serial: SN:1003
- Measurement SW: DASY4, V4.7 Build 80; Postprocessing SW: SEMCAD, V1.8 Build 186

Face down w/ headset_EGPRS 2 slots_M-ch/Area Scan (7x10x1): Measurement grid: dx=15mm, dy=15mm

Maximum value of SAR (measured) = 0.187 mW/g

Face down w/ headset_EGPRS 2 slots_M-ch/Zoom Scan (7x7x9)/Cube 0: Measurement grid: dx=5mm, dy=5mm, dz=3mm

Reference Value = 8.63 V/m; Power Drift = -0.016 dB
Peak SAR (extrapolated) = 0.256 W/kg
SAR(1 g) = 0.158 mW/g; SAR(10 g) = 0.097 mW/g

Face down w/ headset_EGPRS 2 slots_M-ch/Zoom Scan 2 (7x7x9)/Cube 0: Measurement grid: dx=5mm, dy=5mm, dz=3mm

Reference Value = 8.63 V/m; Power Drift = -0.016 dB
Peak SAR (extrapolated) = 0.238 W/kg
SAR(1 g) = 0.162 mW/g; SAR(10 g) = 0.107 mW/g
Maximum value of SAR (measured) = 0.189 mW/g

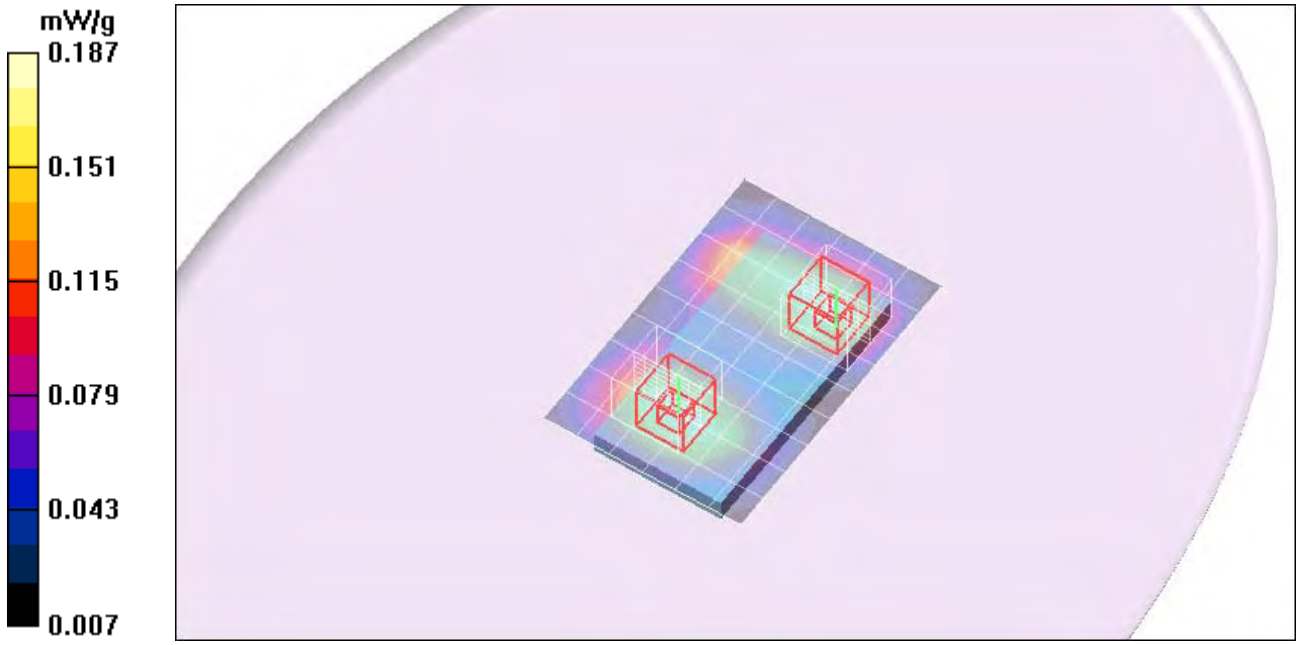

Test Laboratory: Compliance Certification Services

UMTS band V_Left Hand Side

DUT: Apple; Type: N/A; Serial: N/A

Communication System: UMTS850; Frequency: 826.4 MHz;Duty Cycle: 1:1
Medium parameters used (interpolated): f = 826.4 MHz; σ = 0.874 mho/m; ε_r = 43.8; ρ = 1000 kg/m^3
Phantom section: Left Section

Room Ambient Temperature: 25.0 deg. C; Liquid Temperature: 24.0 deg. C

DASY4 Configuration:
- Area Scan setting - Find Secondary Maximum Within: 2.0 dB and with a peak SAR value greater than 0.0012W/kg
- Probe: EX3DV3 - SN3531; ConvF(10.13, 10.13, 10.13); Calibrated: 2/23/2010
- Sensor-Surface: 3mm (Mechanical Surface Detection)
- Electronics: DAE3 Sn500; Calibrated: 9/15/2009
- Phantom: SAM 2 (Twin); Type: SAM 2; Serial: 1050
- Measurement SW: DASY4, V4.7 Build 80; Postprocessing SW: SEMCAD, V1.8 Build 186

Touch_L-ch/Area Scan (7x9x1): Measurement grid: dx=15mm, dy=15mm
Info: Interpolated medium parameters used for SAR evaluation.
Maximum value of SAR (measured) = 0.959 mW/g

Touch_L-ch/Zoom Scan (7x7x9)/Cube 0: Measurement grid: dx=5mm, dy=5mm, dz=3mm
Reference Value = 11.3 V/m; Power Drift = 0.009 dB
Peak SAR (extrapolated) = 1.12 W/kg
SAR(1 g) = 0.891 mW/g; SAR(10 g) = 0.647 mW/g
Info: Interpolated medium parameters used for SAR evaluation.
Maximum value of SAR (measured) = 0.981 mW/g



Test Laboratory: Compliance Certification Services

UMTS band V_Left Hand Side

DUT: Apple; Type: N/A; Serial: N/A

Communication System: UMTS850; Frequency: 836.6 MHz;Duty Cycle: 1:1
Medium parameters used (interpolated): f = 836.6 MHz; σ = 0.884 mho/m; ε_r = 43.6; ρ = 1000 kg/m^3
Phantom section: Left Section

Room Ambient Temperature: 25.0 deg. C; Liquid Temperature: 24.0 deg. C

DASY4 Configuration:
- Area Scan setting - Find Secondary Maximum Within: 2.0 dB and with a peak SAR value greater than 0.0012W/kg
- Probe: EX3DV3 - SN3531; ConvF(10.13, 10.13, 10.13); Calibrated: 2/23/2010
- Sensor-Surface: 3mm (Mechanical Surface Detection)
- Electronics: DAE3 Sn500; Calibrated: 9/15/2009
- Phantom: SAM 2 (Twin); Type: SAM 2; Serial: 1050
- Measurement SW: DASY4, V4.7 Build 80; Postprocessing SW: SEMCAD, V1.8 Build 186

Touch_M-ch/Area Scan (7x9x1): Measurement grid: dx=15mm, dy=15mm
Info: Interpolated medium parameters used for SAR evaluation.
Maximum value of SAR (measured) = 1.08 mW/g

Touch_M-ch/Zoom Scan (7x7x9)/Cube 0: Measurement grid: dx=5mm, dy=5mm, dz=3mm
Reference Value = 12.0 V/m; Power Drift = 0.035 dB
Peak SAR (extrapolated) = 1.27 W/kg
SAR(1 g) = 1 mW/g; SAR(10 g) = 0.729 mW/g
Info: Interpolated medium parameters used for SAR evaluation.
Maximum value of SAR (measured) = 1.11 mW/g



Test Laboratory: Compliance Certification Services

UMTS band V_Left Hand Side

DUT: Apple; Type: N/A; Serial: N/A

Communication System: UMTS850; Frequency: 846.6 MHz;Duty Cycle: 1:1
Medium parameters used (interpolated): f = 846.6 MHz; σ = 0.892 mho/m; ε_r = 43.5; ρ = 1000 kg/m^3
Phantom section: Left Section

Room Ambient Temperature: 25.0 deg. C; Liquid Temperature: 24.0 deg. C

DASY4 Configuration:
- Area Scan setting - Find Secondary Maximum Within: 2.0 dB and with a peak SAR value greater than 0.0012W/kg
- Probe: EX3DV3 - SN3531; ConvF(10.13, 10.13, 10.13); Calibrated: 2/23/2010
- Sensor-Surface: 3mm (Mechanical Surface Detection)
- Electronics: DAE3 Sn500; Calibrated: 9/15/2009
- Phantom: SAM 2 (Twin); Type: SAM 2; Serial: 1050
- Measurement SW: DASY4, V4.7 Build 80; Postprocessing SW: SEMCAD, V1.8 Build 186

Touch_H-ch/Area Scan (7x9x1): Measurement grid: dx=15mm, dy=15mm

Info: Interpolated medium parameters used for SAR evaluation.
Maximum value of SAR (measured) = 1.07 mW/g

Touch_H-ch/Zoom Scan (7x7x9)/Cube 0: Measurement grid: dx=5mm, dy=5mm, dz=3mm

Reference Value = 12.0 V/m; Power Drift = 0.063 dB
Peak SAR (extrapolated) = 1.26 W/kg
SAR(1 g) = 0.998 mW/g; SAR(10 g) = 0.723 mW/g
Info: Interpolated medium parameters used for SAR evaluation.
Maximum value of SAR (measured) = 1.10 mW/g

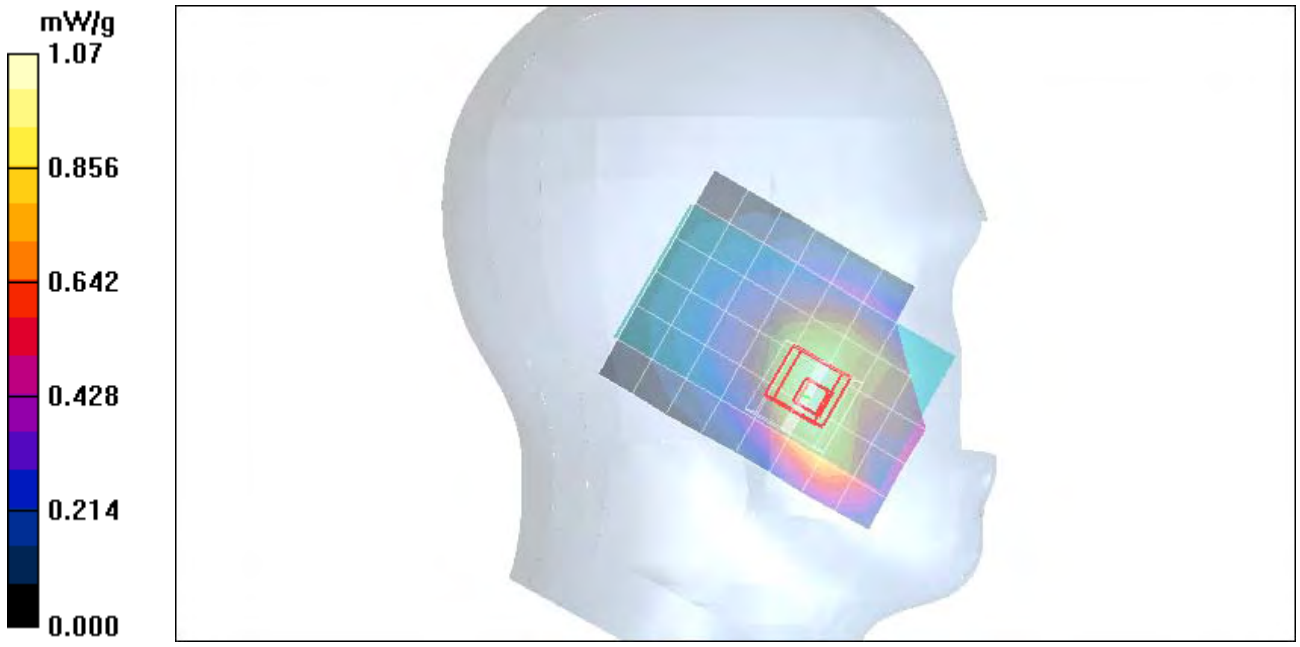

Test Laboratory: Compliance Certification Services

UMTS band V_Left Hand Side

DUT: Apple; Type: N/A; Serial: N/A

Communication System: UMTS850; Frequency: 836.6 MHz;Duty Cycle: 1:1
Medium parameters used (interpolated): f = 836.6 MHz; σ = 0.884 mho/m; ε_r = 43.6; ρ = 1000 kg/m^3
Phantom section: Left Section

Room Ambient Temperature: 25.0 deg. C; Liquid Temperature: 24.0 deg. C

DASY4 Configuration:
- Area Scan setting - Find Secondary Maximum Within: 2.0 dB and with a peak SAR value greater than 0.0012W/kg
- Probe: EX3DV3 - SN3531; ConvF(10.13, 10.13, 10.13); Calibrated: 2/23/2010
- Sensor-Surface: 3mm (Mechanical Surface Detection)
- Electronics: DAE3 Sn500; Calibrated: 9/15/2009
- Phantom: SAM 2 (Twin); Type: SAM 2; Serial: 1050
- Measurement SW: DASY4, V4.7 Build 80; Postprocessing SW: SEMCAD, V1.8 Build 186

Tilt_M-ch/Area Scan (7x10x1): Measurement grid: dx=15mm, dy=15mm
Info: Interpolated medium parameters used for SAR evaluation.
Maximum value of SAR (measured) = 0.458 mW/g

Tilt_M-ch/Zoom Scan (7x7x9)/Cube 0: Measurement grid: dx=5mm, dy=5mm, dz=3mm
Reference Value = 17.1 V/m; Power Drift = 0.067 dB
Peak SAR (extrapolated) = 0.542 W/kg
SAR(1 g) = 0.433 mW/g; SAR(10 g) = 0.332 mW/g
Info: Interpolated medium parameters used for SAR evaluation.
Maximum value of SAR (measured) = 0.472 mW/g



Test Laboratory: Compliance Certification Services

UMTS band V_Right Hand Side

DUT: Apple; Type: N/A; Serial: N/A

Communication System: UMTS850; Frequency: 826.4 MHz;Duty Cycle: 1:1
Medium parameters used (interpolated): f = 826.4 MHz; σ = 0.874 mho/m; ε_r = 43.8; ρ = 1000 kg/m^3
Phantom section: Right Section

Room Ambient Temperature: 25.0 deg. C; Liquid Temperature: 24.0 deg. C

DASY4 Configuration:
- Area Scan setting - Find Secondary Maximum Within: 2.0 dB and with a peak SAR value greater than 0.0012W/kg
- Probe: EX3DV3 - SN3531; ConvF(10.13, 10.13, 10.13); Calibrated: 2/23/2010
- Sensor-Surface: 3mm (Mechanical Surface Detection)
- Electronics: DAE3 Sn500; Calibrated: 9/15/2009
- Phantom: SAM 2 (Twin); Type: SAM 2; Serial: 1050
- Measurement SW: DASY4, V4.7 Build 80; Postprocessing SW: SEMCAD, V1.8 Build 186

Touch_L-ch/Area Scan (7x9x1): Measurement grid: dx=15mm, dy=15mm
Info: Interpolated medium parameters used for SAR evaluation.
Maximum value of SAR (measured) = 0.736 mW/g

Touch_L-ch/Zoom Scan (7x7x9)/Cube 0: Measurement grid: dx=5mm, dy=5mm, dz=3mm
Reference Value = 9.92 V/m; Power Drift = -0.112 dB
Peak SAR (extrapolated) = 0.922 W/kg
SAR(1 g) = 0.642 mW/g; SAR(10 g) = 0.457 mW/g
Info: Interpolated medium parameters used for SAR evaluation.
Maximum value of SAR (measured) = 0.744 mW/g

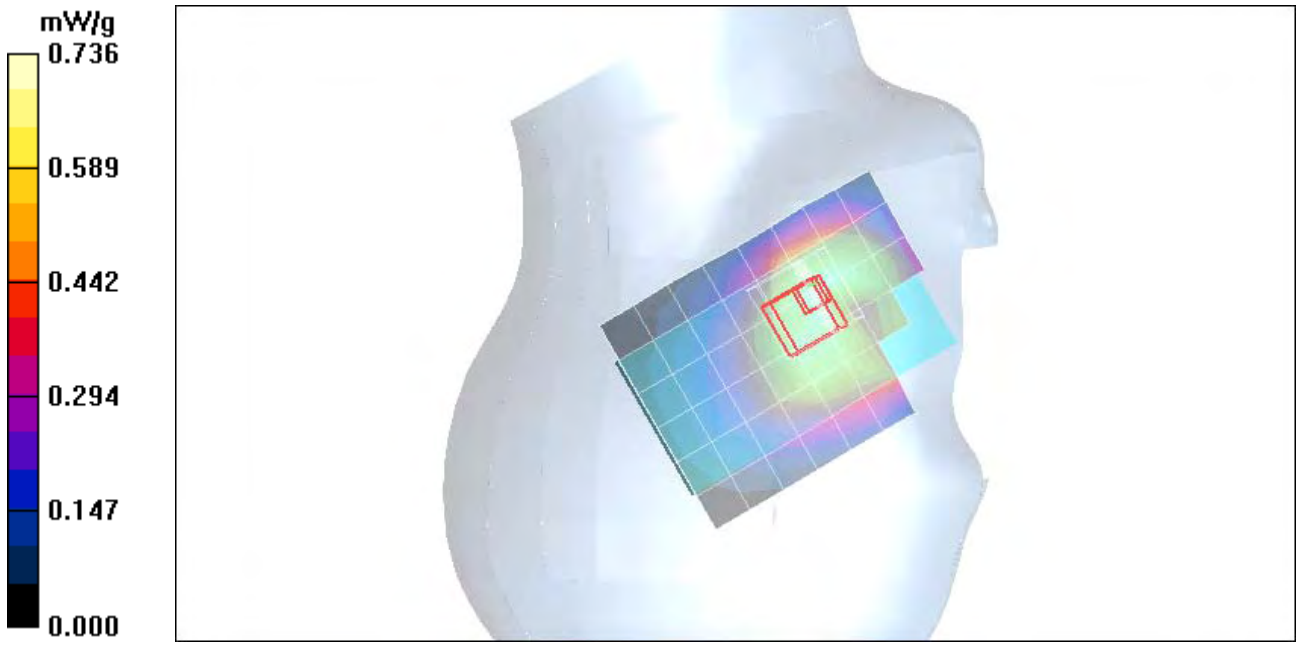

Test Laboratory: Compliance Certification Services

UMTS band V_Right Hand Side

DUT: Apple; Type: N/A; Serial: N/A

Communication System: UMTS850; Frequency: 836.6 MHz;Duty Cycle: 1:1
Medium parameters used (interpolated): f = 836.6 MHz; σ = 0.884 mho/m; ε_r = 43.6; ρ = 1000 kg/m^3
Phantom section: Right Section

Room Ambient Temperature: 25.0 deg. C; Liquid Temperature: 24.0 deg. C

DASY4 Configuration:
- Area Scan setting - Find Secondary Maximum Within: 2.0 dB and with a peak SAR value greater than 0.0012W/kg
- Probe: EX3DV3 - SN3531; ConvF(10.13, 10.13, 10.13); Calibrated: 2/23/2010
- Sensor-Surface: 3mm (Mechanical Surface Detection)
- Electronics: DAE3 Sn500; Calibrated: 9/15/2009
- Phantom: SAM 2 (Twin); Type: SAM 2; Serial: 1050
- Measurement SW: DASY4, V4.7 Build 80; Postprocessing SW: SEMCAD, V1.8 Build 186

Touch_M-ch/Area Scan (7x9x1): Measurement grid: dx=15mm, dy=15mm
Info: Interpolated medium parameters used for SAR evaluation.
Maximum value of SAR (measured) = 0.970 mW/g

Touch_M-ch/Zoom Scan (7x7x9)/Cube 0: Measurement grid: dx=5mm, dy=5mm, dz=3mm
Reference Value = 11.5 V/m; Power Drift = -0.018 dB
Peak SAR (extrapolated) = 1.18 W/kg
SAR(1 g) = 0.833 mW/g; SAR(10 g) = 0.587 mW/g
Info: Interpolated medium parameters used for SAR evaluation.
Maximum value of SAR (measured) = 0.952 mW/g

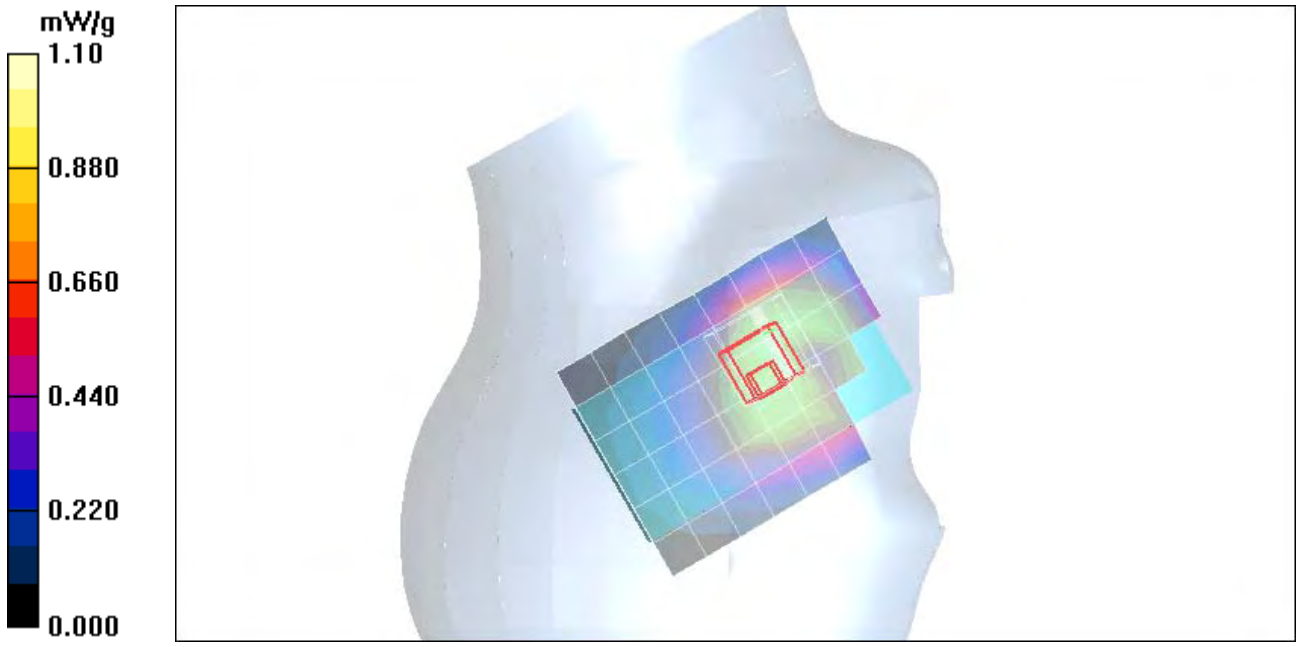

Test Laboratory: Compliance Certification Services

UMTS band V_Right Hand Side

DUT: Apple; Type: N/A; Serial: N/A

Communication System: UMTS850; Frequency: 846.6 MHz;Duty Cycle: 1:1
Medium parameters used (interpolated): f = 846.6 MHz; σ = 0.892 mho/m; ε_r = 43.5; ρ = 1000 kg/m^3
Phantom section: Right Section

Room Ambient Temperature: 25.0 deg. C; Liquid Temperature: 24.0 deg. C

DASY4 Configuration:
- Area Scan setting - Find Secondary Maximum Within: 2.0 dB and with a peak SAR value greater than 0.0012W/kg
- Probe: EX3DV3 - SN3531; ConvF(10.13, 10.13, 10.13); Calibrated: 2/23/2010
- Sensor-Surface: 3mm (Mechanical Surface Detection)
- Electronics: DAE3 Sn500; Calibrated: 9/15/2009
- Phantom: SAM 2 (Twin); Type: SAM 2; Serial: 1050
- Measurement SW: DASY4, V4.7 Build 80; Postprocessing SW: SEMCAD, V1.8 Build 186

Touch_H-ch/Area Scan (7x9x1): Measurement grid: dx=15mm, dy=15mm

Info: Interpolated medium parameters used for SAR evaluation.
Maximum value of SAR (measured) = 0.900 mW/g

Touch_H-ch/Zoom Scan (7x7x9)/Cube 0: Measurement grid: dx=5mm, dy=5mm, dz=3mm

Reference Value = 11.1 V/m; Power Drift = -0.044 dB
Peak SAR (extrapolated) = 1.13 W/kg
SAR(1 g) = 0.802 mW/g; SAR(10 g) = 0.568 mW/g
Info: Interpolated medium parameters used for SAR evaluation.
Maximum value of SAR (measured) = 0.911 mW/g

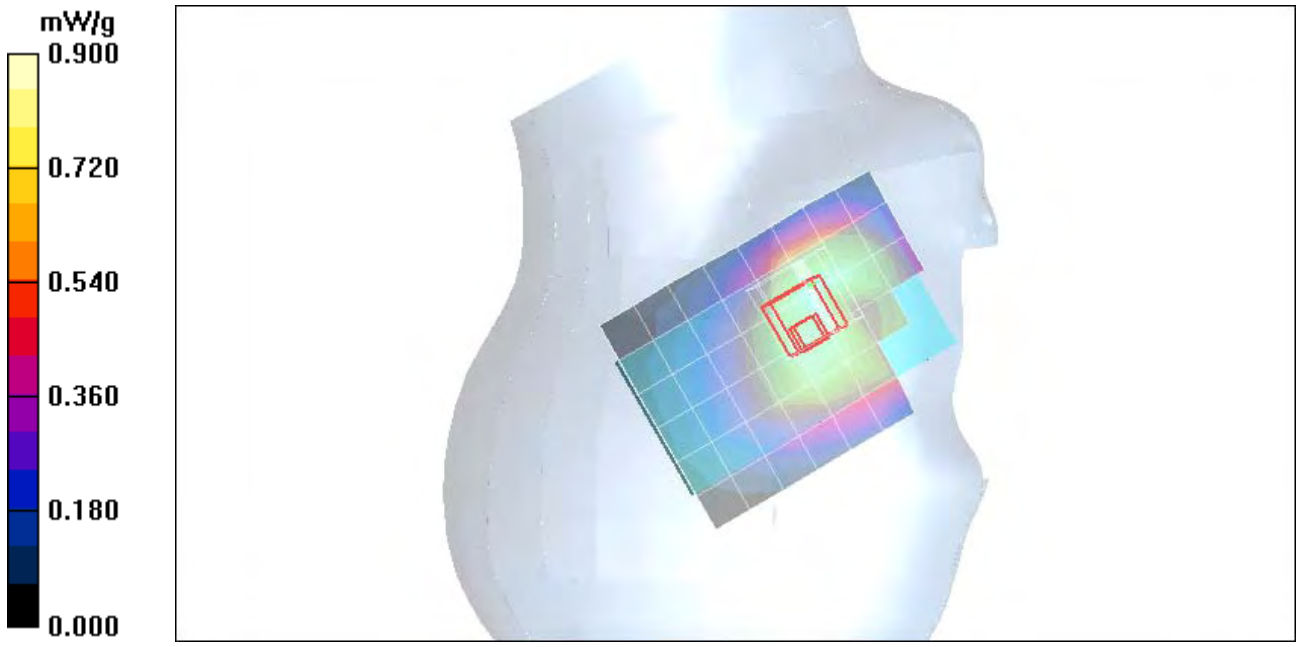

Test Laboratory: Compliance Certification Services

UMTS band V_Right Hand Side

DUT: Apple; Type: N/A; Serial: N/A

Communication System: UMTS850; Frequency: 836.6 MHz;Duty Cycle: 1:1
Medium parameters used (interpolated): f = 836.6 MHz; σ = 0.884 mho/m; ε_r = 43.6; ρ = 1000 kg/m^3
Phantom section: Right Section

Room Ambient Temperature: 25.0 deg. C; Liquid Temperature: 24.0 deg. C

DASY4 Configuration:
- Area Scan setting - Find Secondary Maximum Within: 2.0 dB and with a peak SAR value greater than 0.0012W/kg
- Probe: EX3DV3 - SN3531; ConvF(10.13, 10.13, 10.13); Calibrated: 2/23/2010
- Sensor-Surface: 3mm (Mechanical Surface Detection)
- Electronics: DAE3 Sn500; Calibrated: 9/15/2009
- Phantom: SAM 2 (Twin); Type: SAM 2; Serial: 1050
- Measurement SW: DASY4, V4.7 Build 80; Postprocessing SW: SEMCAD, V1.8 Build 186

Tilt_M-ch/Area Scan (7x9x1): Measurement grid: dx=15mm, dy=15mm

Info: Interpolated medium parameters used for SAR evaluation.
Maximum value of SAR (measured) = 0.467 mW/g

Tilt_M-ch/Zoom Scan (7x7x9)/Cube 0: Measurement grid: dx=5mm, dy=5mm, dz=3mm

Reference Value = 17.7 V/m; Power Drift = 0.067 dB
Peak SAR (extrapolated) = 0.567 W/kg
SAR(1 g) = 0.450 mW/g; SAR(10 g) = 0.341 mW/g
Info: Interpolated medium parameters used for SAR evaluation.
Maximum value of SAR (measured) = 0.494 mW/g



Test Laboratory: Compliance Certification Services

UMTS band V_Body

DUT: Apple; Type: NA; Serial: NA

Communication System: UMTS850; Frequency: 836.6 MHz;Duty Cycle: 1:1
Medium parameters used (interpolated): f = 836.6 MHz; σ = 0.996 mho/m; ε_r = 55.1; ρ = 1000 kg/m^3
Phantom section: Flat Section

Room Ambient Temperature: 24.0 deg. C; Liquid Temperature: 23.0 deg. C

DASY4 Configuration:
- Area Scan setting - Find Secondary Maximum Within: 2.0 dB and with a peak SAR value greater than 0.0012W/kg
- Probe: EX3DV3 - SN3531; ConvF(10.18, 10.18, 10.18); Calibrated: 2/23/2010
- Sensor-Surface: 3mm (Mechanical Surface Detection)
- Electronics: DAE3 Sn500; Calibrated: 9/15/2009
- Phantom: Flat Phantom ELI4.0; Type: QDOVA001BA; Serial: SN:1003
- Measurement SW: DASY4, V4.7 Build 80; Postprocessing SW: SEMCAD, V1.8 Build 186

Face up_M-ch/Area Scan (7x9x1): Measurement grid: dx=15mm, dy=15mm

Info: Interpolated medium parameters used for SAR evaluation.
Maximum value of SAR (measured) = 0.779 mW/g

Face up_M-ch/Zoom Scan (7x7x9)/Cube 0: Measurement grid: dx=5mm, dy=5mm, dz=3mm

Reference Value = 13.3 V/m; Power Drift = 0.026 dB
Peak SAR (extrapolated) = 0.956 W/kg
SAR(1 g) = 0.728 mW/g; SAR(10 g) = 0.536 mW/g
Info: Interpolated medium parameters used for SAR evaluation.
Maximum value of SAR (measured) = 0.813 mW/g



Test Laboratory: Compliance Certification Services

UMTS band V_Body

DUT: Apple; Type: NA; Serial: NA

Communication System: UMTS850; Frequency: 836.6 MHz;Duty Cycle: 1:1
Medium parameters used (interpolated): f = 836.6 MHz; σ = 0.996 mho/m; ε_r = 55.1; ρ = 1000 kg/m^3
Phantom section: Flat Section

Room Ambient Temperature: 24.0 deg. C; Liquid Temperature: 23.0 deg. C

DASY4 Configuration:
- Area Scan setting - Find Secondary Maximum Within: 2.0 dB and with a peak SAR value greater than 0.0012W/kg
- Probe: EX3DV3 - SN3531; ConvF(10.18, 10.18, 10.18); Calibrated: 2/23/2010
- Sensor-Surface: 3mm (Mechanical Surface Detection)
- Electronics: DAE3 Sn500; Calibrated: 9/15/2009
- Phantom: Flat Phantom ELI4.0; Type: QDOVA001BA; Serial: SN:1003
- Measurement SW: DASY4, V4.7 Build 80; Postprocessing SW: SEMCAD, V1.8 Build 186

Face down_M-ch/Area Scan (7x9x1): Measurement grid: dx=15mm, dy=15mm

Info: Interpolated medium parameters used for SAR evaluation.
Maximum value of SAR (measured) = 0.841 mW/g

Face down_M-ch/Zoom Scan (7x7x9)/Cube 0: Measurement grid: dx=5mm, dy=5mm, dz=3mm

Reference Value = 12.7 V/m; Power Drift = -0.050 dB
Peak SAR (extrapolated) = 1.02 W/kg
SAR(1 g) = 0.774 mW/g; SAR(10 g) = 0.567 mW/g
Info: Interpolated medium parameters used for SAR evaluation.
Maximum value of SAR (measured) = 0.866 mW/g



Test Laboratory: Compliance Certification Services

UMTS band V_Body

DUT: Apple; Type: NA; Serial: NA

Communication System: UMTS850; Frequency: 836.6 MHz;Duty Cycle: 1:1
Medium parameters used (interpolated): f = 836.6 MHz; σ = 0.996 mho/m; ε_r = 55.1; ρ = 1000 kg/m^3
Phantom section: Flat Section

Room Ambient Temperature: 24.0 deg. C; Liquid Temperature: 23.0 deg. C

DASY4 Configuration:
- Area Scan setting - Find Secondary Maximum Within: 2.0 dB and with a peak SAR value greater than 0.0012W/kg
- Probe: EX3DV3 - SN3531; ConvF(10.18, 10.18, 10.18); Calibrated: 2/23/2010
- Sensor-Surface: 3mm (Mechanical Surface Detection)
- Electronics: DAE3 Sn500; Calibrated: 9/15/2009
- Phantom: Flat Phantom ELI4.0; Type: QDOVA001BA; Serial: SN:1003
- Measurement SW: DASY4, V4.7 Build 80; Postprocessing SW: SEMCAD, V1.8 Build 186

Face down_M-ch w/headset/Area Scan (7x9x1): Measurement grid: dx=15mm, dy=15mm

Info: Interpolated medium parameters used for SAR evaluation.
Maximum value of SAR (measured) = 0.592 mW/g

Face down_M-ch w/headset/Zoom Scan (7x7x9)/Cube 0: Measurement grid: dx=5mm, dy=5mm, dz=3mm

Reference Value = 10.1 V/m; Power Drift = 0.138 dB
Peak SAR (extrapolated) = 0.734 W/kg
SAR(1 g) = 0.540 mW/g; SAR(10 g) = 0.385 mW/g
Info: Interpolated medium parameters used for SAR evaluation.
Maximum value of SAR (measured) = 0.609 mW/g



Test Laboratory: Compliance Certification Services

UMTS band II_Left Hand Side

DUT: Apple; Type: N/A; Serial: N/A

Communication System: PCS 1900; Frequency: 1852.4 MHz;Duty Cycle: 1:1
Medium parameters used (interpolated): f = 1852.4 MHz; σ = 1.3 mho/m; ε_r = 39.3; ρ = 1000 kg/m^3
Phantom section: Left Section

Room Ambient Temperature: 25.0 deg. C; Liquid Temperature: 24.0 deg. C

DASY4 Configuration:
- Area Scan setting - Find Secondary Maximum Within: 2.0 dB and with a peak SAR value greater than 0.0012W/kg
- Probe: EX3DV3 - SN3531; ConvF(8.64, 8.64, 8.64); Calibrated: 2/23/2010
- Sensor-Surface: 3mm (Mechanical Surface Detection)
- Electronics: DAE3 Sn500; Calibrated: 9/15/2009
- Phantom: SAM 2 (Twin); Type: SAM 2; Serial: 1050
- Measurement SW: DASY4, V4.7 Build 80; Postprocessing SW: SEMCAD, V1.8 Build 186

Touch_L-ch/Area Scan (7x10x1): Measurement grid: dx=15mm, dy=15mm

Info: Interpolated medium parameters used for SAR evaluation.
Maximum value of SAR (measured) = 1.27 mW/g

Touch_L-ch/Zoom Scan (7x7x9)/Cube 0: Measurement grid: dx=5mm, dy=5mm, dz=3mm

Reference Value = 10.3 V/m; Power Drift = 0.061 dB
Peak SAR (extrapolated) = 1.55 W/kg
SAR(1 g) = 1.11 mW/g; SAR(10 g) = 0.720 mW/g
Info: Interpolated medium parameters used for SAR evaluation.



Test Laboratory: Compliance Certification Services

UMTS band II_Left Hand Side

DUT: Apple; Type: N/A; Serial: N/A

Communication System: PCS 1900; Frequency: 1880 MHz;Duty Cycle: 1:1
Medium parameters used: f = 1880 MHz; σ = 1.34 mho/m; ε_r = 39.2; ρ = 1000 kg/m^3
Phantom section: Left Section

Room Ambient Temperature: 25.0 deg. C; Liquid Temperature: 24.0 deg. C

DASY4 Configuration:
- Area Scan setting - Find Secondary Maximum Within: 2.0 dB and with a peak SAR value greater than 0.0012W/kg
- Probe: EX3DV3 - SN3531; ConvF(8.64, 8.64, 8.64); Calibrated: 2/23/2010
- Sensor-Surface: 3mm (Mechanical Surface Detection)
- Electronics: DAE3 Sn500; Calibrated: 9/15/2009
- Phantom: SAM 2 (Twin); Type: SAM 2; Serial: 1050
- Measurement SW: DASY4, V4.7 Build 80; Postprocessing SW: SEMCAD, V1.8 Build 186

Touch_M-ch/Area Scan (6x6x1): Measurement grid: dx=15mm, dy=15mm
Maximum value of SAR (measured) = 1.23 mW/g

Touch_M-ch/Zoom Scan (7x7x9)/Cube 0: Measurement grid: dx=5mm, dy=5mm, dz=3mm
Reference Value = 9.87 V/m; Power Drift = 0.010 dB
Peak SAR (extrapolated) = 1.54 W/kg
SAR(1 g) = 1.09 mW/g; SAR(10 g) = 0.711 mW/g
Maximum value of SAR (measured) = 1.26 mW/g

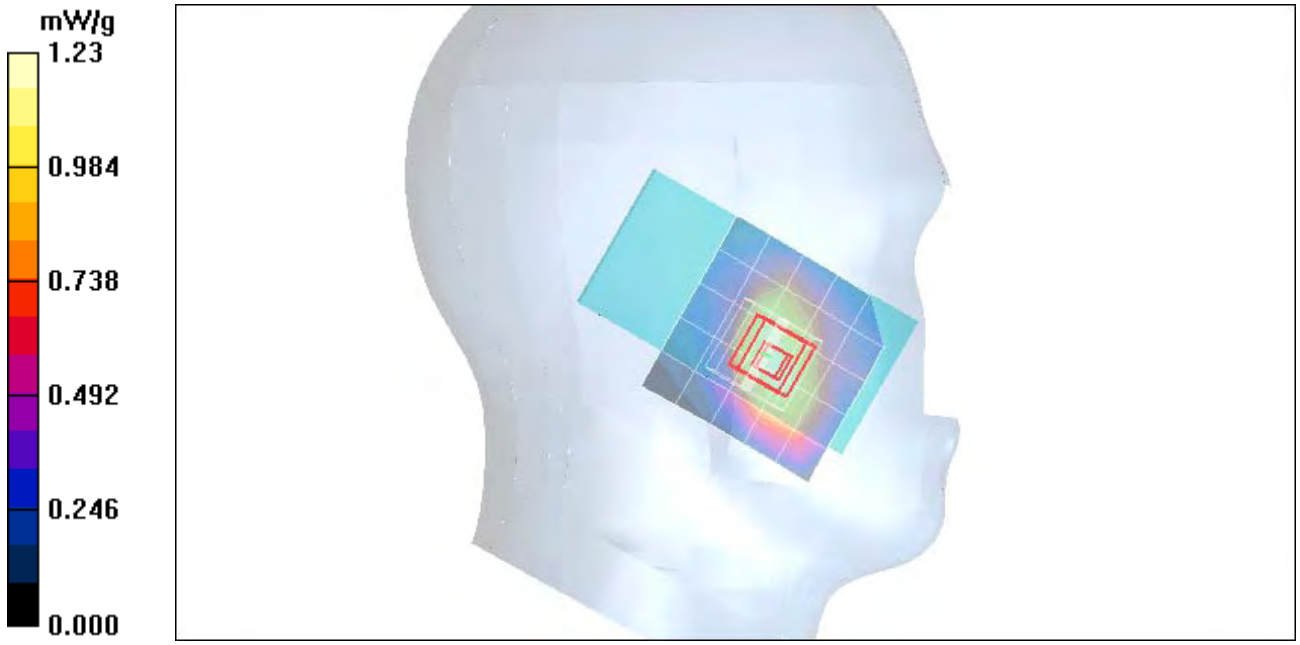

Test Laboratory: Compliance Certification Services

UMTS band II_Left Hand Side

DUT: Apple; Type: N/A; Serial: N/A

Communication System: PCS 1900; Frequency: 1907.6 MHz;Duty Cycle: 1:1
Medium parameters used (interpolated): f = 1907.6 MHz; σ = 1.36 mho/m; ε_r = 39.1; ρ = 1000 kg/m^3
Phantom section: Left Section

Room Ambient Temperature: 25.0 deg. C; Liquid Temperature: 24.0 deg. C

DASY4 Configuration:
- Area Scan setting - Find Secondary Maximum Within: 2.0 dB and with a peak SAR value greater than 0.0012W/kg
- Probe: EX3DV3 - SN3531; ConvF(8.64, 8.64, 8.64); Calibrated: 2/23/2010
- Sensor-Surface: 3mm (Mechanical Surface Detection)
- Electronics: DAE3 Sn500; Calibrated: 9/15/2009
- Phantom: SAM 2 (Twin); Type: SAM 2; Serial: 1050
- Measurement SW: DASY4, V4.7 Build 80; Postprocessing SW: SEMCAD, V1.8 Build 186

Touch_H-ch/Area Scan (6x6x1): Measurement grid: dx=15mm, dy=15mm

Info: Interpolated medium parameters used for SAR evaluation.
Maximum value of SAR (measured) = 1.30 mW/g

Touch_H-ch/Zoom Scan (7x7x9)/Cube 0: Measurement grid: dx=5mm, dy=5mm, dz=3mm

Reference Value = 10.1 V/m; Power Drift = 0.024 dB
Peak SAR (extrapolated) = 1.65 W/kg
SAR(1 g) = 1.17 mW/g; SAR(10 g) = 0.756 mW/g
Info: Interpolated medium parameters used for SAR evaluation.
Maximum value of SAR (measured) = 1.35 mW/g

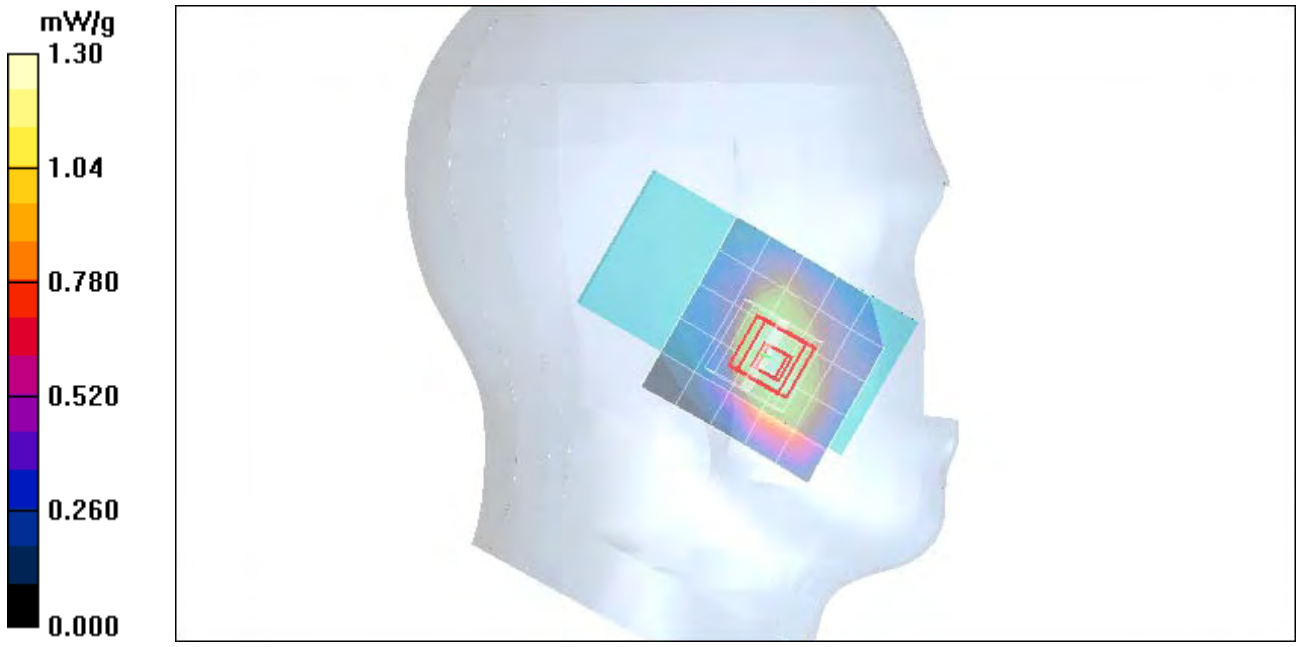

Date/Time: 3/29/2010 1:30:31 PM

Test Laboratory: Compliance Certification Services

UMTS band II_Left Hand Side

DUT: Apple; Type: N/A; Serial: N/A

Communication System: PCS 1900; Frequency: 1907.6 MHz;Duty Cycle: 1:1

Touch_H-ch/Z Scan (1x1x34): Measurement grid: dx=20mm, dy=20mm, dz=3mm

Info: Interpolated medium parameters used for SAR evaluation.
Maximum value of SAR (measured) = 0.886 mW/g

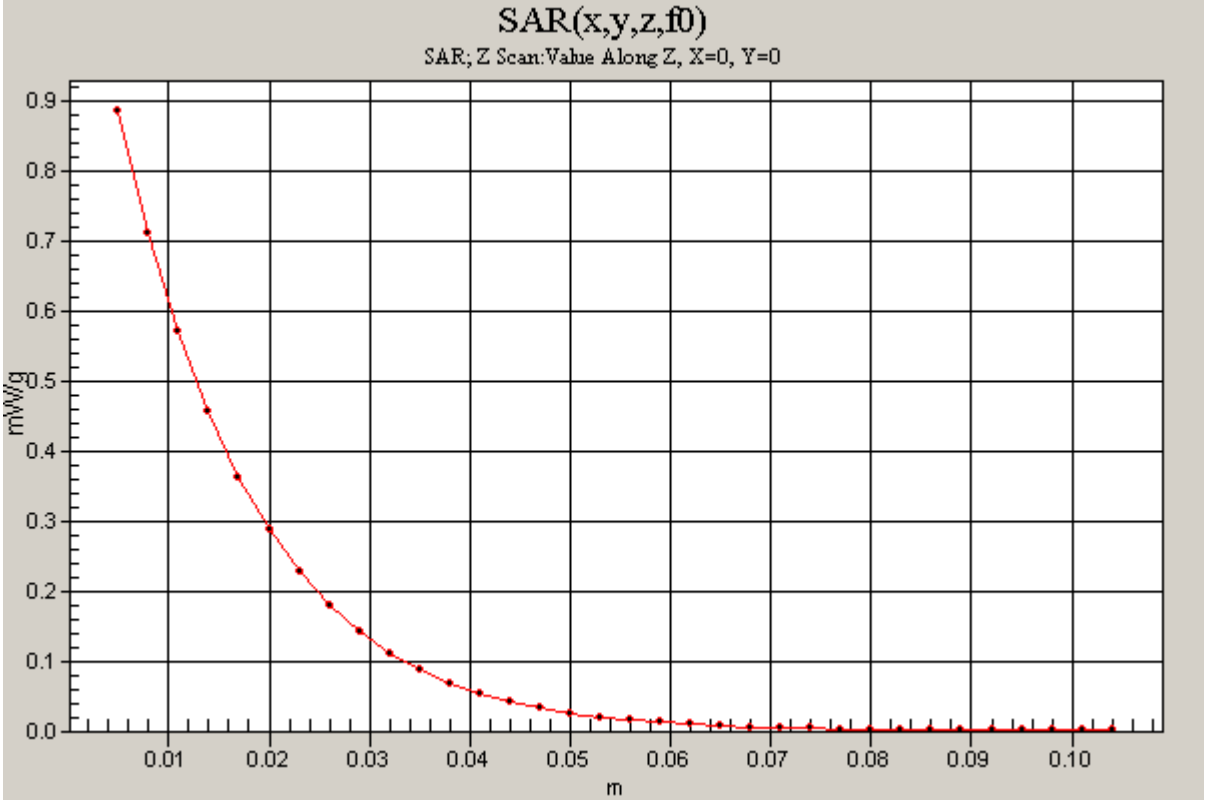

Test Laboratory: Compliance Certification Services

UMTS band II_Left Hand Side

DUT: Apple; Type: N/A; Serial: N/A

Communication System: PCS 1900; Frequency: 1880 MHz;Duty Cycle: 1:1
Medium parameters used: f = 1880 MHz; σ = 1.34 mho/m; ε_r = 39.2; ρ = 1000 kg/m^3
Phantom section: Left Section

Room Ambient Temperature: 25.0 deg. C; Liquid Temperature: 24.0 deg. C

DASY4 Configuration:
- Area Scan setting - Find Secondary Maximum Within: 2.0 dB and with a peak SAR value greater than 0.0012W/kg
- Probe: EX3DV3 - SN3531; ConvF(8.64, 8.64, 8.64); Calibrated: 2/23/2010
- Sensor-Surface: 3mm (Mechanical Surface Detection)
- Electronics: DAE3 Sn500; Calibrated: 9/15/2009
- Phantom: SAM 2 (Twin); Type: SAM 2; Serial: 1050
- Measurement SW: DASY4, V4.7 Build 80; Postprocessing SW: SEMCAD, V1.8 Build 186

Tilt_M-ch/Area Scan (7x10x1): Measurement grid: dx=15mm, dy=15mm
Maximum value of SAR (measured) = 0.455 mW/g

Tilt_M-ch/Zoom Scan (7x7x9)/Cube 0: Measurement grid: dx=5mm, dy=5mm, dz=3mm
Reference Value = 16.6 V/m; Power Drift = 0.006 dB
Peak SAR (extrapolated) = 0.604 W/kg
SAR(1 g) = 0.411 mW/g; SAR(10 g) = 0.261 mW/g
Maximum value of SAR (measured) = 0.479 mW/g

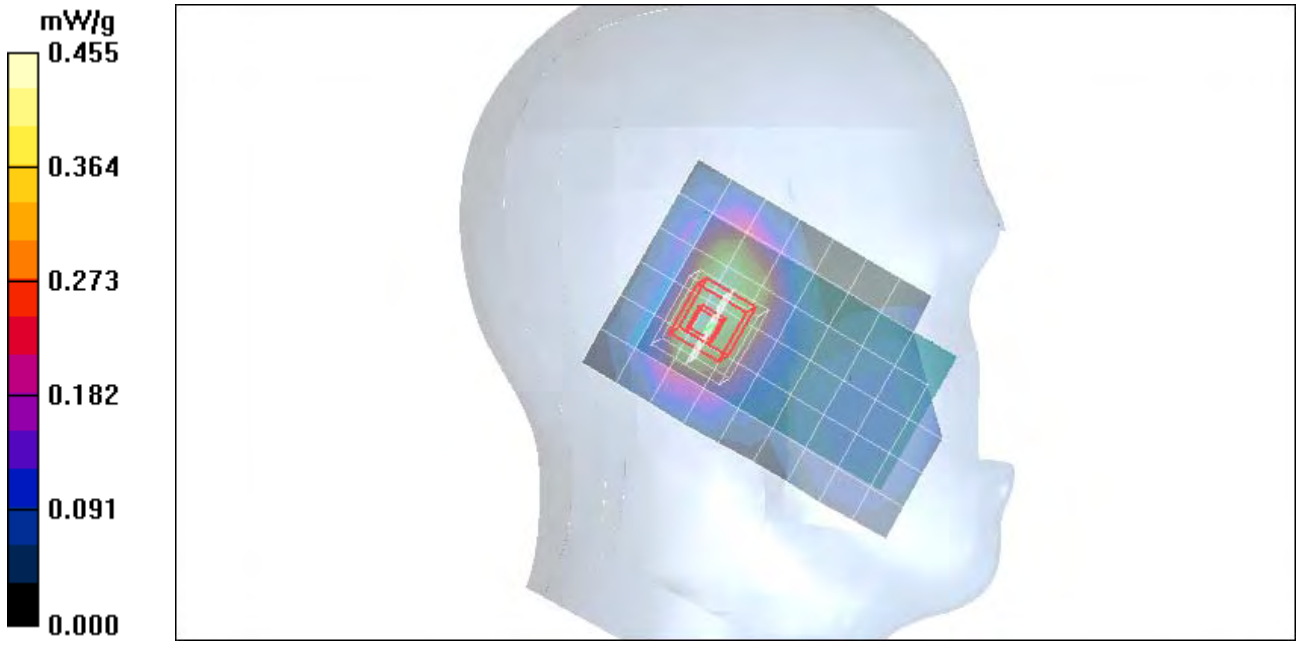

Test Laboratory: Compliance Certification Services

UMTS band II_Right Hand Side

DUT: Apple; Type: N/A; Serial: N/A

Communication System: PCS 1900; Frequency: 1852.4 MHz;Duty Cycle: 1:1
Medium parameters used (interpolated): f = 1852.4 MHz; σ = 1.3 mho/m; ε_r = 39.3; ρ = 1000 kg/m^3
Phantom section: Right Section

Room Ambient Temperature: 25.0 deg. C; Liquid Temperature: 24.0 deg. C

DASY4 Configuration:
- Area Scan setting - Find Secondary Maximum Within: 2.0 dB and with a peak SAR value greater than 0.0012W/kg
- Probe: EX3DV3 - SN3531; ConvF(8.64, 8.64, 8.64); Calibrated: 2/23/2010
- Sensor-Surface: 3mm (Mechanical Surface Detection)
- Electronics: DAE3 Sn500; Calibrated: 9/15/2009
- Phantom: SAM 2 (Twin); Type: SAM 2; Serial: 1050
- Measurement SW: DASY4, V4.7 Build 80; Postprocessing SW: SEMCAD, V1.8 Build 186

Touch_L-ch/Area Scan (7x10x1): Measurement grid: dx=15mm, dy=15mm

Info: Interpolated medium parameters used for SAR evaluation.
Maximum value of SAR (measured) = 1.29 mW/g

Touch_L-ch/Zoom Scan (7x7x9)/Cube 0: Measurement grid: dx=5mm, dy=5mm, dz=3mm

Reference Value = 12.2 V/m; Power Drift = -0.174 dB
Peak SAR (extrapolated) = 1.61 W/kg
SAR(1 g) = 1.14 mW/g; SAR(10 g) = 0.771 mW/g
Info: Interpolated medium parameters used for SAR evaluation.
Maximum value of SAR (measured) = 1.31 mW/g

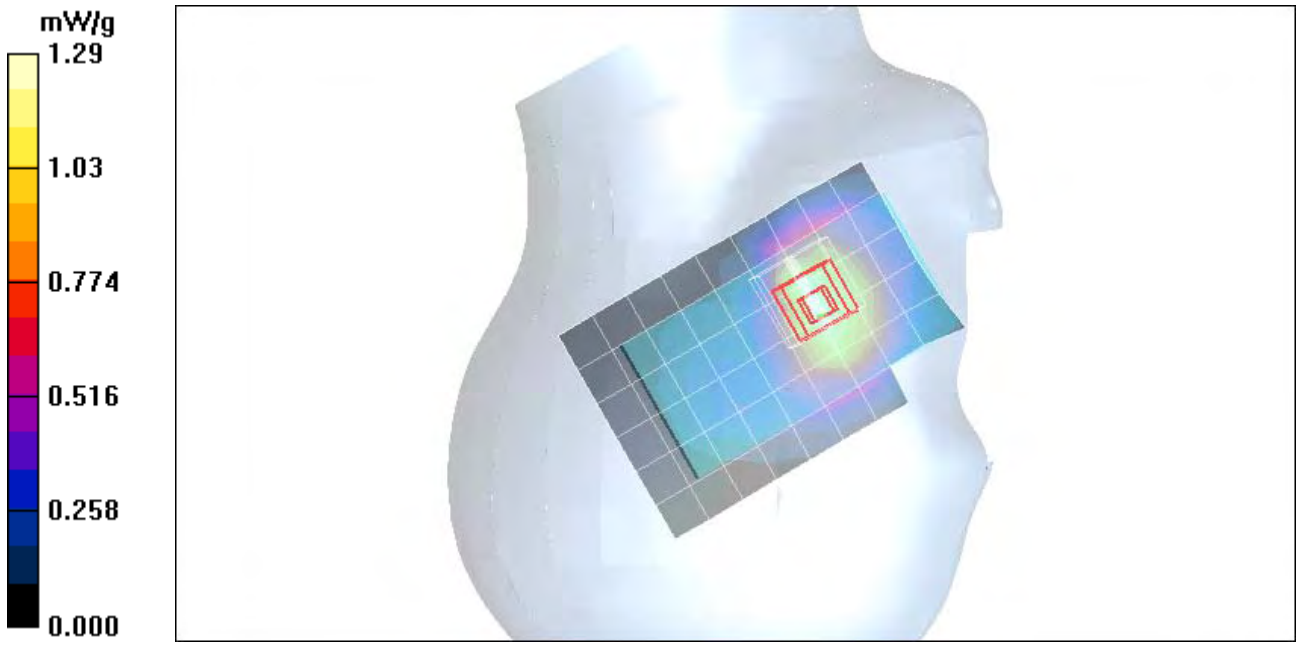

Test Laboratory: Compliance Certification Services

UMTS band II_Right Hand Side

DUT: Apple; Type: N/A; Serial: N/A

Communication System: PCS 1900; Frequency: 1880 MHz;Duty Cycle: 1:1
Medium parameters used: f = 1880 MHz; σ = 1.34 mho/m; ε_r = 39.2; ρ = 1000 kg/m^3
Phantom section: Right Section

Room Ambient Temperature: 25.0 deg. C; Liquid Temperature: 24.0 deg. C

DASY4 Configuration:
- Area Scan setting - Find Secondary Maximum Within: 2.0 dB and with a peak SAR value greater than 0.0012W/kg
- Probe: EX3DV3 - SN3531; ConvF(8.64, 8.64, 8.64); Calibrated: 2/23/2010
- Sensor-Surface: 3mm (Mechanical Surface Detection)
- Electronics: DAE3 Sn500; Calibrated: 9/15/2009
- Phantom: SAM 2 (Twin); Type: SAM 2; Serial: 1050
- Measurement SW: DASY4, V4.7 Build 80; Postprocessing SW: SEMCAD, V1.8 Build 186

Touch_M-ch/Area Scan (6x6x1): Measurement grid: dx=15mm, dy=15mm
Maximum value of SAR (measured) = 1.18 mW/g

Touch_M-ch/Zoom Scan (7x7x9)/Cube 0: Measurement grid: dx=5mm, dy=5mm, dz=3mm
Reference Value = 11.1 V/m; Power Drift = -0.032 dB
Peak SAR (extrapolated) = 1.60 W/kg
SAR(1 g) = 1.13 mW/g; SAR(10 g) = 0.756 mW/g
Maximum value of SAR (measured) = 1.29 mW/g

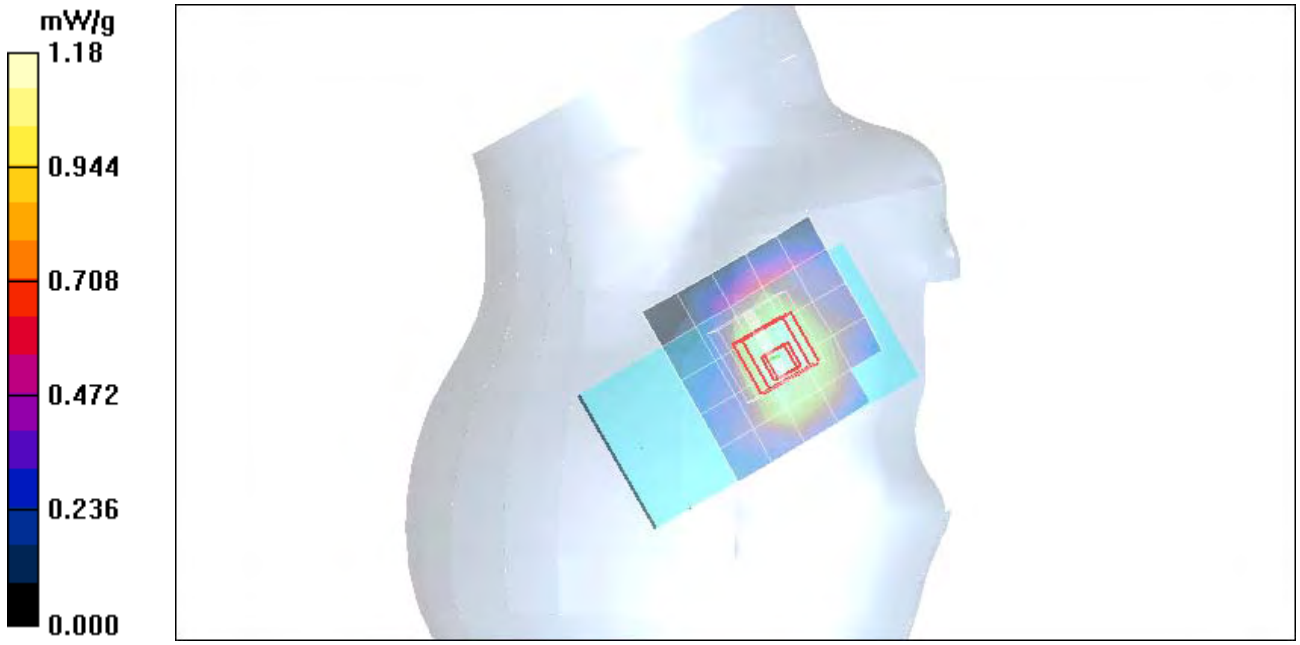

Test Laboratory: Compliance Certification Services

UMTS band II_Right Hand Side

DUT: Apple; Type: N/A; Serial: N/A

Communication System: PCS 1900; Frequency: 1907.6 MHz;Duty Cycle: 1:1
Medium parameters used (interpolated): f = 1907.6 MHz; σ = 1.36 mho/m; ε_r = 39.1; ρ = 1000 kg/m^3
Phantom section: Right Section

Room Ambient Temperature: 25.0 deg. C; Liquid Temperature: 24.0 deg. C

DASY4 Configuration:
- Area Scan setting - Find Secondary Maximum Within: 2.0 dB and with a peak SAR value greater than 0.0012W/kg
- Probe: EX3DV3 - SN3531; ConvF(8.64, 8.64, 8.64); Calibrated: 2/23/2010
- Sensor-Surface: 3mm (Mechanical Surface Detection)
- Electronics: DAE3 Sn500; Calibrated: 9/15/2009
- Phantom: SAM 2 (Twin); Type: SAM 2; Serial: 1050
- Measurement SW: DASY4, V4.7 Build 80; Postprocessing SW: SEMCAD, V1.8 Build 186

Touch_H-ch/Area Scan (6x6x1): Measurement grid: dx=15mm, dy=15mm

Info: Interpolated medium parameters used for SAR evaluation.
Maximum value of SAR (measured) = 1.24 mW/g

Touch_H-ch/Zoom Scan (7x7x9)/Cube 0: Measurement grid: dx=5mm, dy=5mm, dz=3mm

Reference Value = 11.6 V/m; Power Drift = -0.100 dB
Peak SAR (extrapolated) = 1.68 W/kg
SAR(1 g) = 1.17 mW/g; SAR(10 g) = 0.786 mW/g
Info: Interpolated medium parameters used for SAR evaluation.
Maximum value of SAR (measured) = 1.35 mW/g

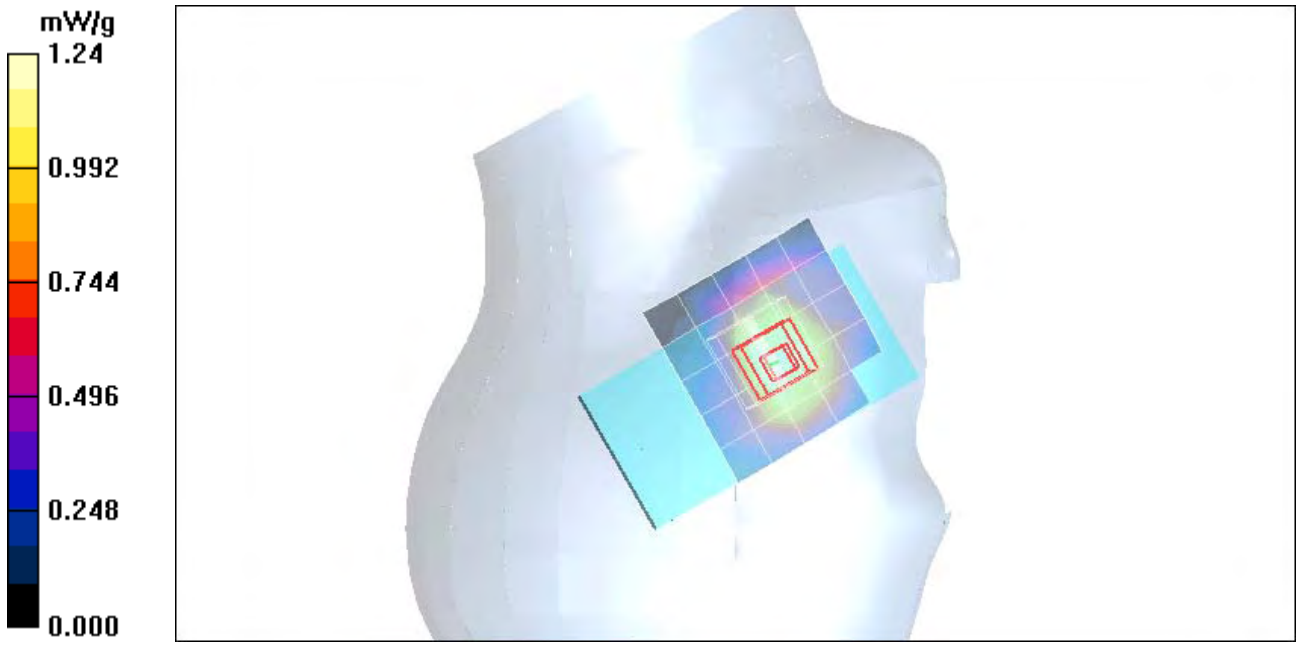

Test Laboratory: Compliance Certification Services

UMTS band II_Right Hand Side

DUT: Apple; Type: N/A; Serial: N/A

Communication System: PCS 1900; Frequency: 1880 MHz;Duty Cycle: 1:1
Medium parameters used: f = 1880 MHz; σ = 1.34 mho/m; ε_r = 39.2; ρ = 1000 kg/m^3
Phantom section: Right Section

Room Ambient Temperature: 25.0 deg. C; Liquid Temperature: 24.0 deg. C

DASY4 Configuration:
- Area Scan setting - Find Secondary Maximum Within: 2.0 dB and with a peak SAR value greater than 0.0012W/kg
- Probe: EX3DV3 - SN3531; ConvF(8.64, 8.64, 8.64); Calibrated: 2/23/2010
- Sensor-Surface: 3mm (Mechanical Surface Detection)
- Electronics: DAE3 Sn500; Calibrated: 9/15/2009
- Phantom: SAM 2 (Twin); Type: SAM 2; Serial: 1050
- Measurement SW: DASY4, V4.7 Build 80; Postprocessing SW: SEMCAD, V1.8 Build 186

Tilt_M-ch/Area Scan (7x10x1): Measurement grid: dx=15mm, dy=15mm
Maximum value of SAR (measured) = 0.561 mW/g

Tilt_M-ch/Zoom Scan (7x7x9)/Cube 0: Measurement grid: dx=5mm, dy=5mm, dz=3mm
Reference Value = 18.4 V/m; Power Drift = -0.044 dB
Peak SAR (extrapolated) = 0.798 W/kg
SAR(1 g) = 0.549 mW/g; SAR(10 g) = 0.335 mW/g
Maximum value of SAR (measured) = 0.648 mW/g

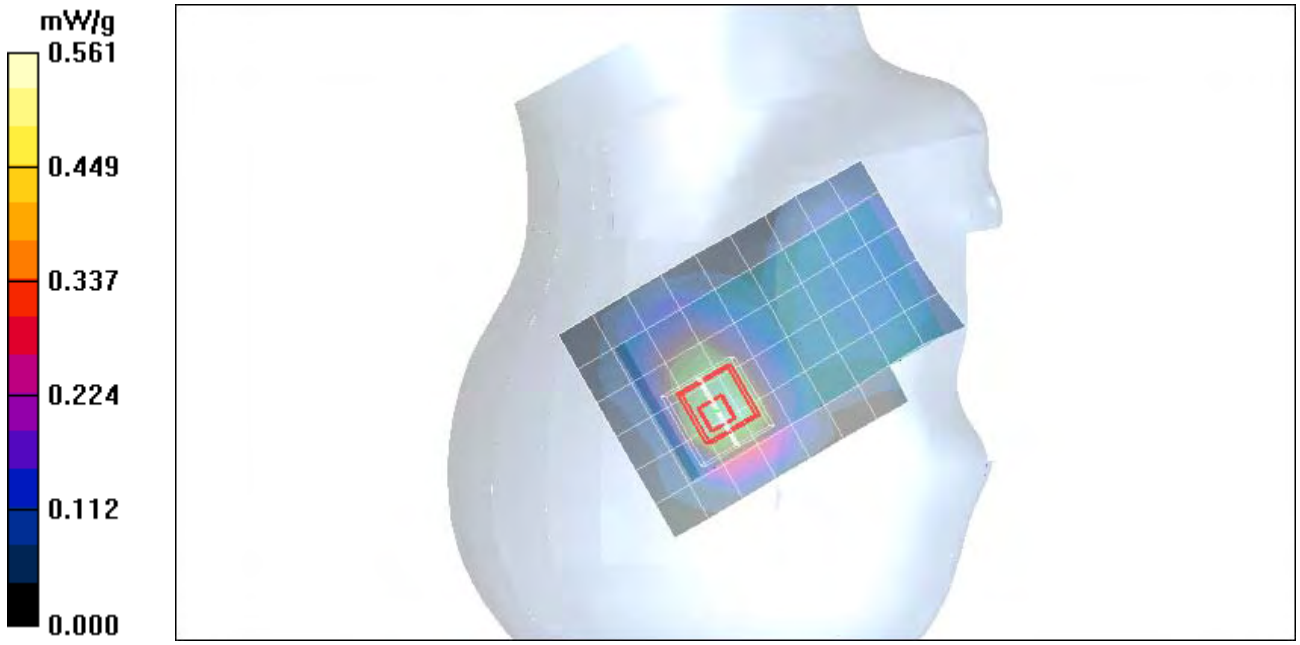

Test Laboratory: Compliance Certification Services

UMTS band II_Body

DUT: Apple; Type: NA; Serial: NA

Communication System: PCS 1900; Frequency: 1880 MHz;Duty Cycle: 1:1
Medium parameters used: f = 1880 MHz; σ = 1.48 mho/m; ε_r = 53.4; ρ = 1000 kg/m^3
Phantom section: Flat Section

Room Ambient Temperature: 25.0 deg. C; Liquid Temperature: 24.0 deg. C

DASY4 Configuration:
- Area Scan setting - Find Secondary Maximum Within: 2.0 dB and with a peak SAR value greater than 0.0012W/kg
- Probe: EX3DV3 - SN3531; ConvF(8.04, 8.04, 8.04); Calibrated: 2/23/2010
- Sensor-Surface: 3mm (Mechanical Surface Detection)
- Electronics: DAE3 Sn500; Calibrated: 9/15/2009
- Phantom: Flat Phantom ELI4.0; Type: QDOVA001BA; Serial: SN:1003
- Measurement SW: DASY4, V4.7 Build 80; Postprocessing SW: SEMCAD, V1.8 Build 186

Face up_M-ch/Area Scan (7x9x1): Measurement grid: dx=15mm, dy=15mm
Maximum value of SAR (measured) = 0.486 mW/g

Face up_M-ch/Zoom Scan (7x7x9)/Cube 0: Measurement grid: dx=5mm, dy=5mm, dz=3mm
Reference Value = 14.8 V/m; Power Drift = -0.014 dB
Peak SAR (extrapolated) = 0.669 W/kg
SAR(1 g) = 0.424 mW/g; SAR(10 g) = 0.275 mW/g
Maximum value of SAR (measured) = 0.500 mW/g

Face up_M-ch/Zoom Scan 2 (7x7x9)/Cube 0: Measurement grid: dx=5mm, dy=5mm, dz=3mm
Reference Value = 14.8 V/m; Power Drift = -0.014 dB
Peak SAR (extrapolated) = 0.592 W/kg
SAR(1 g) = 0.407 mW/g; SAR(10 g) = 0.269 mW/g
Maximum value of SAR (measured) = 0.469 mW/g

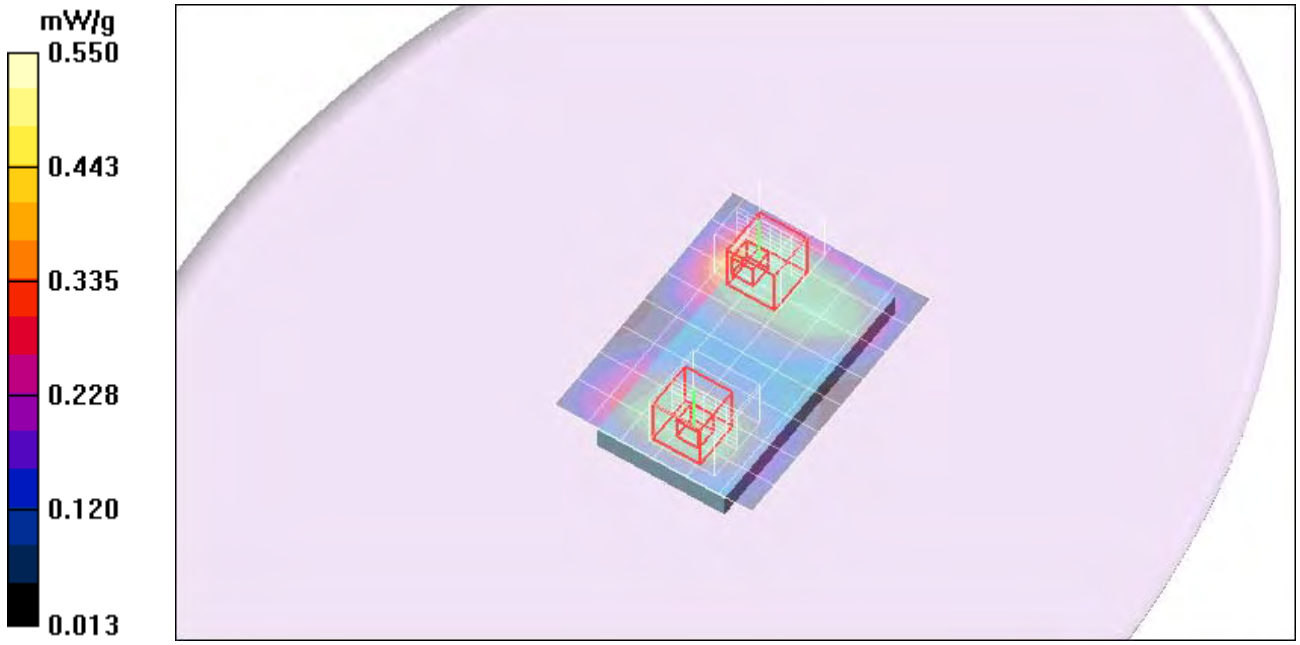

Test Laboratory: Compliance Certification Services

UMTS band II_Body

DUT: Apple; Type: NA; Serial: NA

Communication System: PCS 1900; Frequency: 1880 MHz;Duty Cycle: 1:1
Medium parameters used: f = 1880 MHz; σ = 1.48 mho/m; ε_r = 53.4; ρ = 1000 kg/m^3
Phantom section: Flat Section

Room Ambient Temperature: 25.0 deg. C; Liquid Temperature: 24.0 deg. C

DASY4 Configuration:
- Area Scan setting - Find Secondary Maximum Within: 2.0 dB and with a peak SAR value greater than 0.0012W/kg
- Probe: EX3DV3 - SN3531; ConvF(8.04, 8.04, 8.04); Calibrated: 2/23/2010
- Sensor-Surface: 3mm (Mechanical Surface Detection)
- Electronics: DAE3 Sn500; Calibrated: 9/15/2009
- Phantom: Flat Phantom ELI4.0; Type: QDOVA001BA; Serial: SN:1003
- Measurement SW: DASY4, V4.7 Build 80; Postprocessing SW: SEMCAD, V1.8 Build 186

Face down_M-ch/Area Scan (7x9x1): Measurement grid: dx=15mm, dy=15mm
Maximum value of SAR (measured) = 0.476 mW/g

Face down_M-ch/Zoom Scan (7x7x9)/Cube 0: Measurement grid: dx=5mm, dy=5mm, dz=3mm
Reference Value = 14.9 V/m; Power Drift = 0.049 dB
Peak SAR (extrapolated) = 0.634 W/kg
SAR(1 g) = 0.433 mW/g; SAR(10 g) = 0.283 mW/g
Maximum value of SAR (measured) = 0.503 mW/g

Face down_M-ch/Zoom Scan 2 (7x7x9)/Cube 0: Measurement grid: dx=5mm, dy=5mm, dz=3mm
Reference Value = 14.9 V/m; Power Drift = 0.049 dB
Peak SAR (extrapolated) = 0.630 W/kg
SAR(1 g) = 0.401 mW/g; SAR(10 g) = 0.257 mW/g
Maximum value of SAR (measured) = 0.474 mW/g

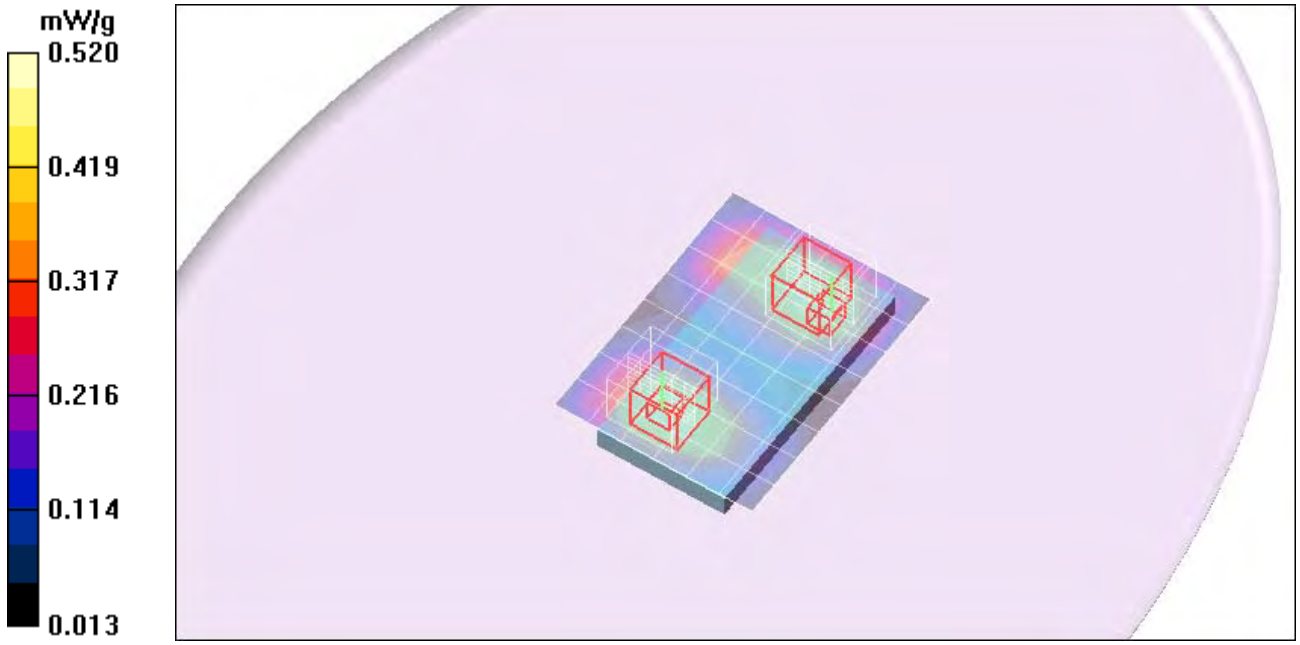

Test Laboratory: Compliance Certification Services

UMTS band II_Body

DUT: Apple; Type: NA; Serial: NA

Communication System: PCS 1900; Frequency: 1880 MHz;Duty Cycle: 1:1
Medium parameters used: f = 1880 MHz; σ = 1.48 mho/m; ε_r = 53.4; ρ = 1000 kg/m^3
Phantom section: Flat Section

Room Ambient Temperature: 25.0 deg. C; Liquid Temperature: 24.0 deg. C

DASY4 Configuration:
- Area Scan setting - Find Secondary Maximum Within: 2.0 dB and with a peak SAR value greater than 0.0012W/kg
- Probe: EX3DV3 - SN3531; ConvF(8.04, 8.04, 8.04); Calibrated: 2/23/2010
- Sensor-Surface: 3mm (Mechanical Surface Detection)
- Electronics: DAE3 Sn500; Calibrated: 9/15/2009
- Phantom: Flat Phantom ELI4.0; Type: QDOVA001BA; Serial: SN:1003
- Measurement SW: DASY4, V4.7 Build 80; Postprocessing SW: SEMCAD, V1.8 Build 186

Face down_M-ch w/headset/Area Scan (7x9x1): Measurement grid: dx=15mm, dy=15mm

Maximum value of SAR (measured) = 0.360 mW/g

Face down_M-ch w/headset/Zoom Scan (7x7x9)/Cube 0: Measurement grid: dx=5mm, dy=5mm, dz=3mm

Reference Value = 12.3 V/m; Power Drift = 0.092 dB
Peak SAR (extrapolated) = 0.483 W/kg
SAR(1 g) = 0.331 mW/g; SAR(10 g) = 0.219 mW/g
Maximum value of SAR (measured) = 0.382 mW/g

Face down_M-ch w/headset/Zoom Scan 2 (7x7x9)/Cube 0: Measurement grid: dx=5mm, dy=5mm, dz=3mm

Reference Value = 12.3 V/m; Power Drift = 0.092 dB
Peak SAR (extrapolated) = 0.480 W/kg
SAR(1 g) = 0.302 mW/g; SAR(10 g) = 0.192 mW/g
Maximum value of SAR (measured) = 0.359 mW/g

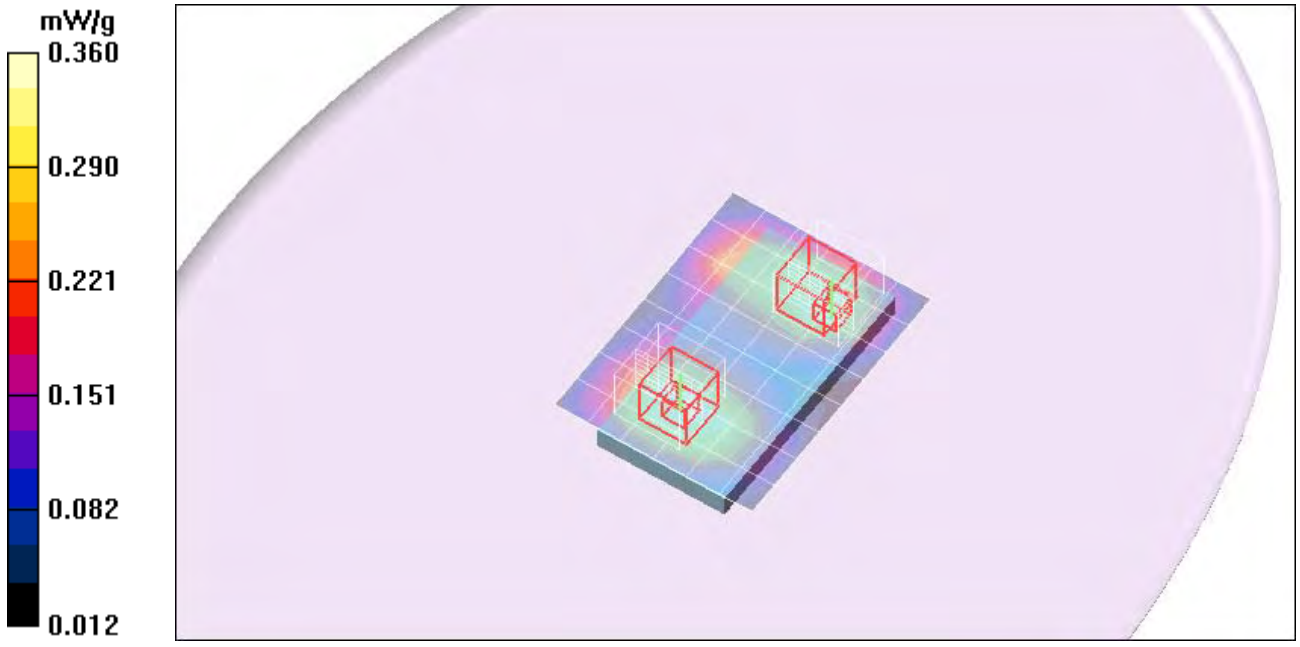

Test Laboratory: Compliance Certification Services

MURATA_WiFi_Left Hand Side

DUT: Apple; Type: N/A; Serial: N/A

Communication System: 802.11b; Frequency: 2437 MHz;Duty Cycle: 1:1
Medium parameters used (interpolated): f = 2437 MHz; σ = 1.83 mho/m; ε_r = 38.8; ρ = 1000 kg/m^3
Phantom section: Left Section

Room Ambient Temperature: 25.0 deg. C; Liquid Temperature: 24.0 deg. C

DASY4 Configuration:
- Area Scan setting - Find Secondary Maximum Within: 2.0 dB and with a peak SAR value greater than 0.0012W/kg
- Probe: EX3DV3 - SN3531; ConvF(7.6, 7.6, 7.6); Calibrated: 2/23/2010
- Sensor-Surface: 3mm (Mechanical Surface Detection)
- Electronics: DAE3 Sn500; Calibrated: 9/15/2009
- Phantom: SAM 2 (Twin); Type: SAM 2; Serial: 1050
- Measurement SW: DASY4, V4.7 Build 80; Postprocessing SW: SEMCAD, V1.8 Build 186

Touch_M-ch/Area Scan (7x10x1): Measurement grid: dx=15mm, dy=15mm

Info: Interpolated medium parameters used for SAR evaluation.
Maximum value of SAR (measured) = 0.640 mW/g

Touch_M-ch/Zoom Scan (7x7x9)/Cube 0: Measurement grid: dx=5mm, dy=5mm, dz=3mm

Reference Value = 14.6 V/m; Power Drift = -0.227 dB
Peak SAR (extrapolated) = 1.34 W/kg
SAR(1 g) = 0.651 mW/g; SAR(10 g) = 0.296 mW/g
Info: Interpolated medium parameters used for SAR evaluation.
Maximum value of SAR (measured) = 0.863 mW/g



Test Laboratory: Compliance Certification Services

MURATA_WiFi_Left Hand Side

DUT: Apple; Type: N/A; Serial: N/A

Communication System: 802.11b; Frequency: 2412 MHz;Duty Cycle: 1:1
Medium parameters used (interpolated): f = 2412 MHz; σ = 1.8 mho/m; ε_r = 38.9; ρ = 1000 kg/m^3
Phantom section: Left Section

Room Ambient Temperature: 25.0 deg. C; Liquid Temperature: 24.0 deg. C

DASY4 Configuration:
- Area Scan setting - Find Secondary Maximum Within: 2.0 dB and with a peak SAR value greater than 0.0012W/kg
- Probe: EX3DV3 - SN3531; ConvF(7.6, 7.6, 7.6); Calibrated: 2/23/2010
- Sensor-Surface: 3mm (Mechanical Surface Detection)
- Electronics: DAE3 Sn500; Calibrated: 9/15/2009
- Phantom: SAM 2 (Twin); Type: SAM 2; Serial: 1050
- Measurement SW: DASY4, V4.7 Build 80; Postprocessing SW: SEMCAD, V1.8 Build 186

Tilt_L-ch/Area Scan (7x9x1): Measurement grid: dx=15mm, dy=15mm

Info: Interpolated medium parameters used for SAR evaluation.
Maximum value of SAR (measured) = 0.846 mW/g

Tilt_L-ch/Zoom Scan (7x7x9)/Cube 0: Measurement grid: dx=5mm, dy=5mm, dz=3mm

Reference Value = 12.1 V/m; Power Drift = -0.144 dB
Peak SAR (extrapolated) = 1.58 W/kg
SAR(1 g) = 0.741 mW/g; SAR(10 g) = 0.326 mW/g
Info: Interpolated medium parameters used for SAR evaluation.
Maximum value of SAR (measured) = 0.998 mW/g

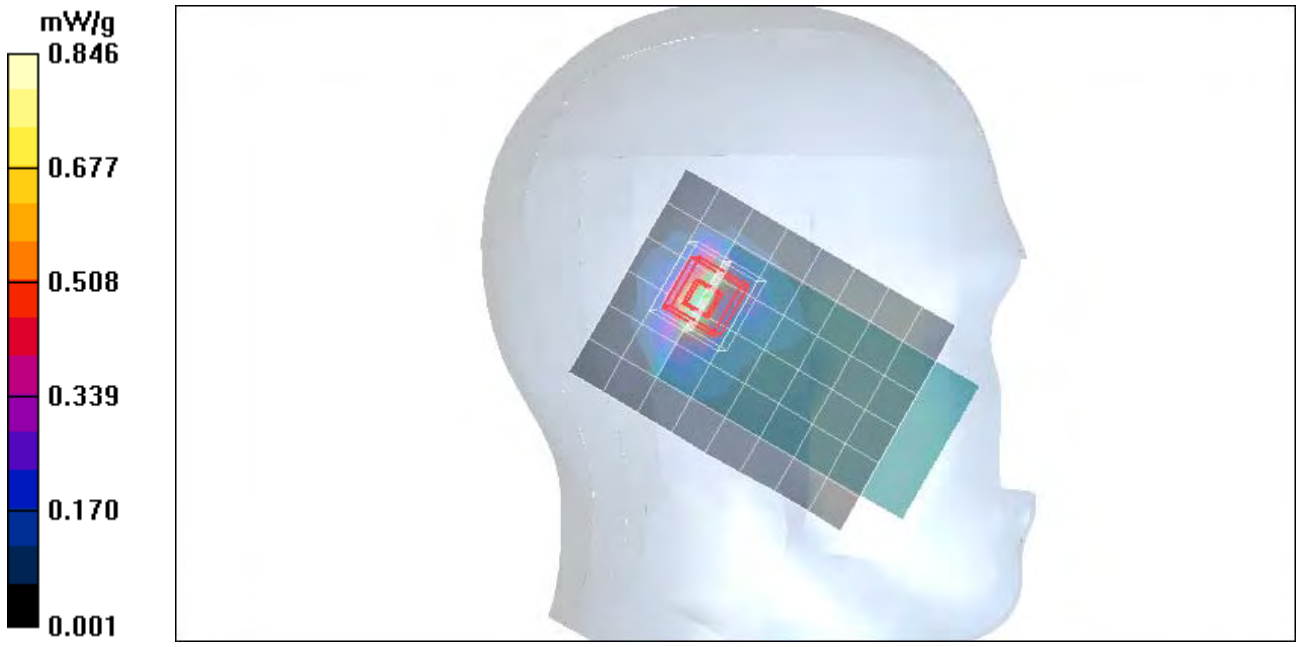

Test Laboratory: Compliance Certification Services

MURATA_WiFi_Left Hand Side

DUT: Apple; Type: N/A; Serial: N/A

Communication System: 802.11b; Frequency: 2437 MHz;Duty Cycle: 1:1
Medium parameters used (interpolated): f = 2437 MHz; σ = 1.83 mho/m; ε_r = 38.8; ρ = 1000 kg/m^3
Phantom section: Left Section

Room Ambient Temperature: 25.0 deg. C; Liquid Temperature: 24.0 deg. C

DASY4 Configuration:
- Area Scan setting - Find Secondary Maximum Within: 2.0 dB and with a peak SAR value greater than 0.0012W/kg
- Probe: EX3DV3 - SN3531; ConvF(7.6, 7.6, 7.6); Calibrated: 2/23/2010
- Sensor-Surface: 3mm (Mechanical Surface Detection)
- Electronics: DAE3 Sn500; Calibrated: 9/15/2009
- Phantom: SAM 2 (Twin); Type: SAM 2; Serial: 1050
- Measurement SW: DASY4, V4.7 Build 80; Postprocessing SW: SEMCAD, V1.8 Build 186

Tilt_M-ch/Area Scan (7x9x1): Measurement grid: dx=15mm, dy=15mm

Info: Interpolated medium parameters used for SAR evaluation.
Maximum value of SAR (measured) = 1.08 mW/g

Tilt_M-ch/Zoom Scan (7x7x9)/Cube 0: Measurement grid: dx=5mm, dy=5mm, dz=3mm

Reference Value = 15.5 V/m; Power Drift = -0.047 dB
Peak SAR (extrapolated) = 1.69 W/kg
SAR(1 g) = 0.826 mW/g; SAR(10 g) = 0.363 mW/g
Info: Interpolated medium parameters used for SAR evaluation.
Maximum value of SAR (measured) = 1.10 mW/g



Test Laboratory: Compliance Certification Services

MURATA_WiFi_Left Hand Side

DUT: Apple; Type: N/A; Serial: N/A

Communication System: 802.11b; Frequency: 2462 MHz;Duty Cycle: 1:1
Medium parameters used (interpolated): f = 2462 MHz; σ = 1.86 mho/m; ε_r = 38.8; ρ = 1000 kg/m^3
Phantom section: Left Section

Room Ambient Temperature: 25.0 deg. C; Liquid Temperature: 24.0 deg. C

DASY4 Configuration:
- Area Scan setting - Find Secondary Maximum Within: 2.0 dB and with a peak SAR value greater than 0.0012W/kg
- Probe: EX3DV3 - SN3531; ConvF(7.6, 7.6, 7.6); Calibrated: 2/23/2010
- Sensor-Surface: 3mm (Mechanical Surface Detection)
- Electronics: DAE3 Sn500; Calibrated: 9/15/2009
- Phantom: SAM 2 (Twin); Type: SAM 2; Serial: 1050
- Measurement SW: DASY4, V4.7 Build 80; Postprocessing SW: SEMCAD, V1.8 Build 186

Tilt_H-ch/Area Scan (7x9x1): Measurement grid: dx=15mm, dy=15mm

Info: Interpolated medium parameters used for SAR evaluation.
Maximum value of SAR (measured) = 1.06 mW/g

Tilt_H-ch/Zoom Scan (7x7x9)/Cube 0: Measurement grid: dx=5mm, dy=5mm, dz=3mm

Reference Value = 13.2 V/m; Power Drift = -0.203 dB
Peak SAR (extrapolated) = 1.89 W/kg
SAR(1 g) = 0.871 mW/g; SAR(10 g) = 0.385 mW/g
Info: Interpolated medium parameters used for SAR evaluation.
Maximum value of SAR (measured) = 1.17 mW/g

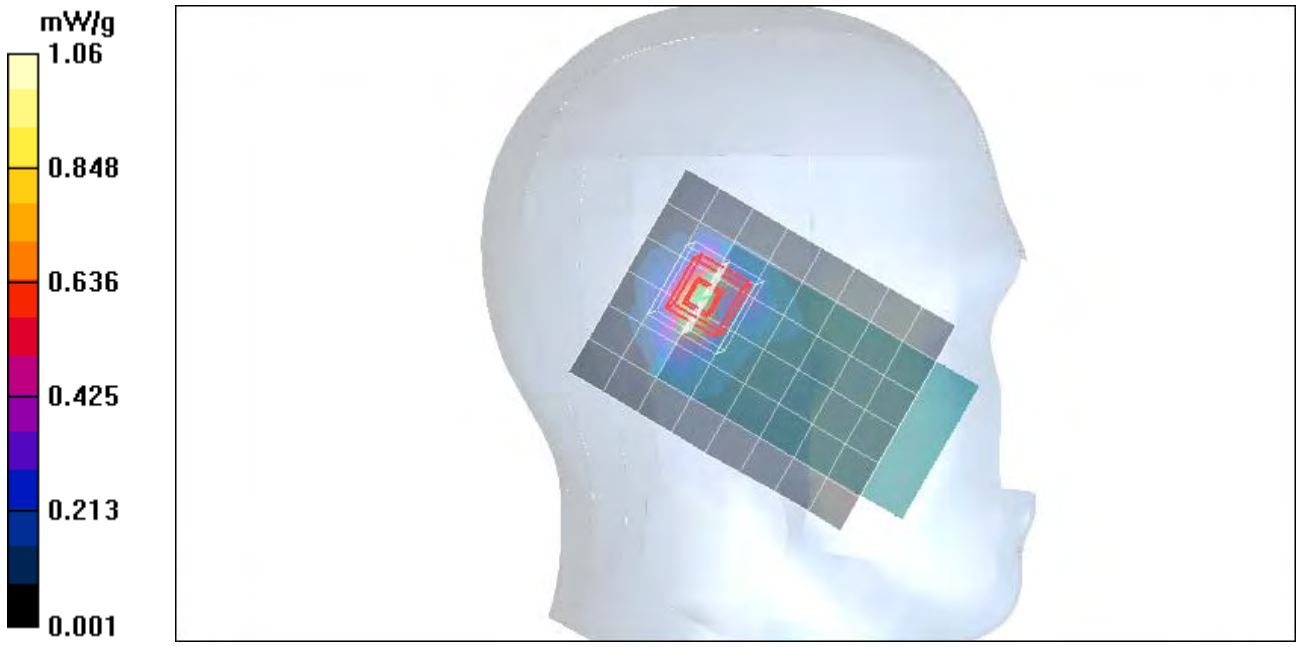

Test Laboratory: Compliance Certification Services

MURATA_WiFi_Right Hand Side

DUT: Apple; Type: N/A; Serial: N/A

Communication System: 802.11b; Frequency: 2437 MHz;Duty Cycle: 1:1
Medium parameters used (interpolated): f = 2437 MHz; σ = 1.78 mho/m; ε_r = 39.8; ρ = 1000 kg/m^3
Phantom section: Right Section

Room Ambient Temperature: 25.0 deg. C; Liquid Temperature: 24.0 deg. C

DASY4 Configuration:
- Area Scan setting - Find Secondary Maximum Within: 2.0 dB and with a peak SAR value greater than 0.0012W/kg
- Probe: EX3DV3 - SN3531; ConvF(7.6, 7.6, 7.6); Calibrated: 2/23/2010
- Sensor-Surface: 3mm (Mechanical Surface Detection)
- Electronics: DAE3 Sn500; Calibrated: 9/15/2009
- Phantom: SAM 2 (Twin); Type: SAM 2; Serial: 1050
- Measurement SW: DASY4, V4.7 Build 80; Postprocessing SW: SEMCAD, V1.8 Build 186

Touch_M-ch/Area Scan (7x9x1): Measurement grid: dx=15mm, dy=15mm

Info: Interpolated medium parameters used for SAR evaluation.
Maximum value of SAR (measured) = 0.789 mW/g

Touch_M-ch/Zoom Scan (7x7x9)/Cube 0: Measurement grid: dx=5mm, dy=5mm, dz=3mm

Reference Value = 13.1 V/m; Power Drift = 0.104 dB
Peak SAR (extrapolated) = 1.26 W/kg
SAR(1 g) = 0.583 mW/g; SAR(10 g) = 0.263 mW/g
Info: Interpolated medium parameters used for SAR evaluation.
Maximum value of SAR (measured) = 0.781 mW/g

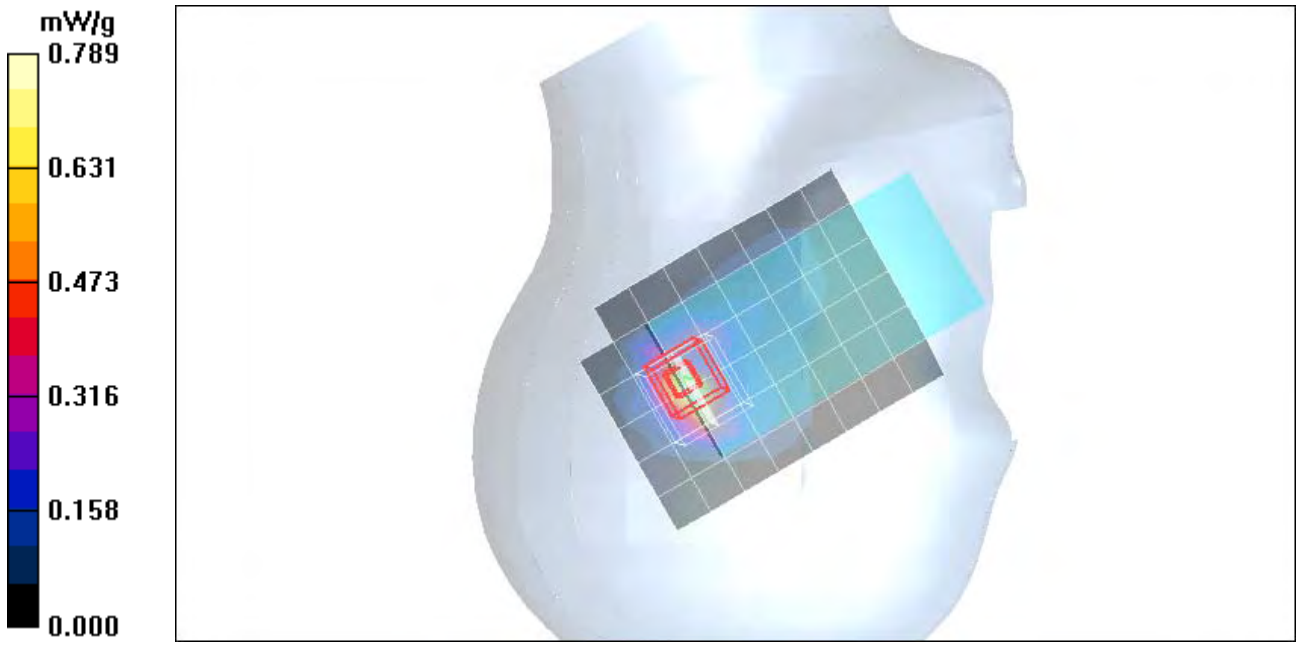

Test Laboratory: Compliance Certification Services

MURATA_WiFi_Right Hand Side

DUT: Apple; Type: N/A; Serial: N/A

Communication System: 802.11b; Frequency: 2437 MHz;Duty Cycle: 1:1
Medium parameters used (interpolated): f = 2437 MHz; σ = 1.78 mho/m; ε_r = 39.8; ρ = 1000 kg/m^3
Phantom section: Right Section

Room Ambient Temperature: 25.0 deg. C; Liquid Temperature: 24.0 deg. C

DASY4 Configuration:
- Area Scan setting - Find Secondary Maximum Within: 2.0 dB and with a peak SAR value greater than 0.0012W/kg
- Probe: EX3DV3 - SN3531; ConvF(7.6, 7.6, 7.6); Calibrated: 2/23/2010
- Sensor-Surface: 3mm (Mechanical Surface Detection)
- Electronics: DAE3 Sn500; Calibrated: 9/15/2009
- Phantom: SAM 2 (Twin); Type: SAM 2; Serial: 1050
- Measurement SW: DASY4, V4.7 Build 80; Postprocessing SW: SEMCAD, V1.8 Build 186

Tilt_M-ch/Area Scan (7x10x1): Measurement grid: dx=15mm, dy=15mm

Info: Interpolated medium parameters used for SAR evaluation.
Maximum value of SAR (measured) = 0.946 mW/g

Tilt_M-ch/Zoom Scan (7x7x9)/Cube 0: Measurement grid: dx=5mm, dy=5mm, dz=3mm

Reference Value = 12.7 V/m; Power Drift = -0.004 dB
Peak SAR (extrapolated) = 1.50 W/kg
SAR(1 g) = 0.698 mW/g; SAR(10 g) = 0.311 mW/g
Info: Interpolated medium parameters used for SAR evaluation.
Maximum value of SAR (measured) = 0.921 mW/g

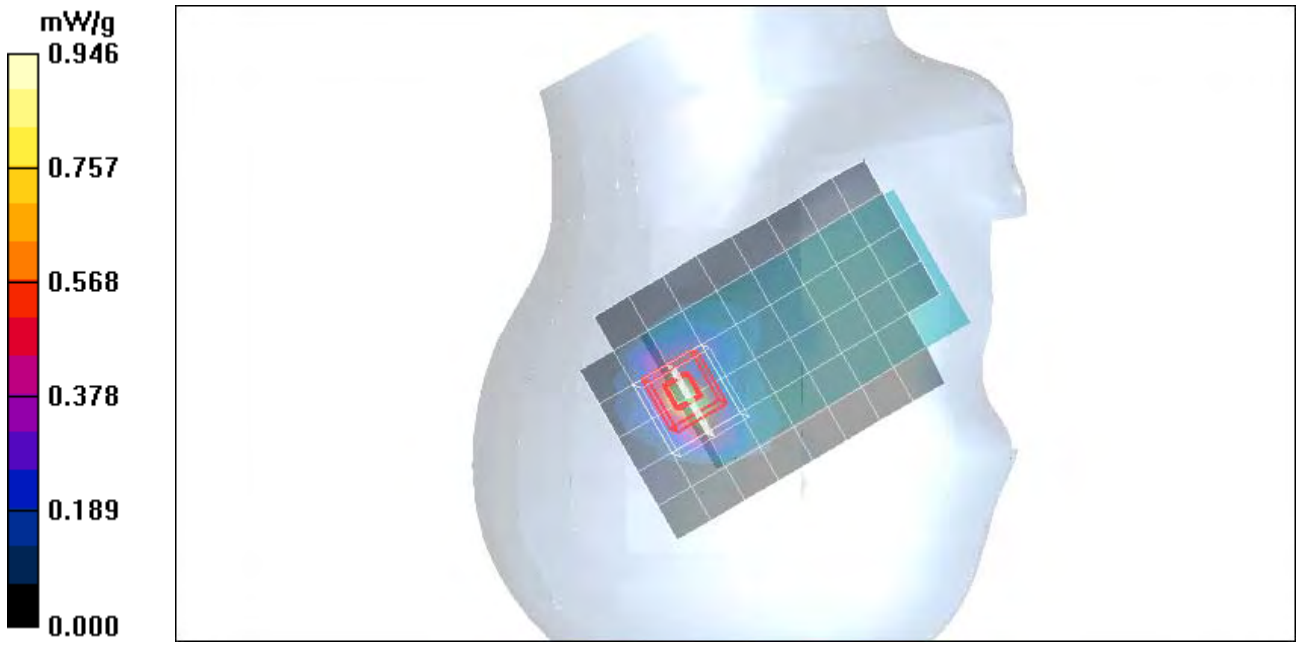

Test Laboratory: Compliance Certification Services

MURATA_WiFi_Body

DUT: Apple; Type: NA; Serial: NA

Communication System: 802.11b; Frequency: 2437 MHz;Duty Cycle: 1:1
Medium parameters used (interpolated): f = 2437 MHz; σ = 1.93 mho/m; ε_r = 52.9; ρ = 1000 kg/m^3
Phantom section: Flat Section

Room Ambient Temperature: 25.0 deg. C; Liquid Temperature: 24.0 deg. C

DASY4 Configuration:
- Area Scan setting - Find Secondary Maximum Within: 2.0 dB and with a peak SAR value greater than 0.0012W/kg
- Probe: EX3DV3 - SN3531; ConvF(7.58, 7.58, 7.58); Calibrated: 2/23/2010
- Sensor-Surface: 3mm (Mechanical Surface Detection)
- Electronics: DAE3 Sn500; Calibrated: 9/15/2009
- Phantom: Flat Phantom ELI4.0; Type: QDOVA001BA; Serial: SN:1003
- Measurement SW: DASY4, V4.7 Build 80; Postprocessing SW: SEMCAD, V1.8 Build 186

Face up_M-ch/Area Scan (7x11x1): Measurement grid: dx=15mm, dy=15mm

Info: Interpolated medium parameters used for SAR evaluation.
Maximum value of SAR (measured) = 0.061 mW/g

Face up_M-ch/Zoom Scan (7x7x9)/Cube 0: Measurement grid: dx=5mm, dy=5mm, dz=3mm

Reference Value = 3.94 V/m; Power Drift = 0.20 dB
Peak SAR (extrapolated) = 0.101 W/kg
SAR(1 g) = 0.055 mW/g; SAR(10 g) = 0.030 mW/g
Info: Interpolated medium parameters used for SAR evaluation.
Maximum value of SAR (measured) = 0.067 mW/g



Test Laboratory: Compliance Certification Services

MURATA_WiFi_Body

DUT: Apple; Type: NA; Serial: NA

Communication System: 802.11b; Frequency: 2437 MHz;Duty Cycle: 1:1
Medium parameters used (interpolated): f = 2437 MHz; σ = 1.93 mho/m; ε_r = 52.9; ρ = 1000 kg/m^3
Phantom section: Flat Section

Room Ambient Temperature: 25.0 deg. C; Liquid Temperature: 24.0 deg. C

DASY4 Configuration:
- Area Scan setting - Find Secondary Maximum Within: 2.0 dB and with a peak SAR value greater than 0.0012W/kg
- Probe: EX3DV3 - SN3531; ConvF(7.58, 7.58, 7.58); Calibrated: 2/23/2010
- Sensor-Surface: 3mm (Mechanical Surface Detection)
- Electronics: DAE3 Sn500; Calibrated: 9/15/2009
- Phantom: Flat Phantom ELI4.0; Type: QDOVA001BA; Serial: SN:1003
- Measurement SW: DASY4, V4.7 Build 80; Postprocessing SW: SEMCAD, V1.8 Build 186

Face down_M-ch/Area Scan (7x9x1): Measurement grid: dx=15mm, dy=15mm

Info: Interpolated medium parameters used for SAR evaluation.
Maximum value of SAR (measured) = 0.083 mW/g

Face down_M-ch/Zoom Scan (7x7x9)/Cube 0: Measurement grid: dx=5mm, dy=5mm, dz=3mm

Reference Value = 5.74 V/m; Power Drift = -0.140 dB
Peak SAR (extrapolated) = 0.131 W/kg
SAR(1 g) = 0.073 mW/g; SAR(10 g) = 0.041 mW/g
Info: Interpolated medium parameters used for SAR evaluation.
Maximum value of SAR (measured) = 0.090 mW/g

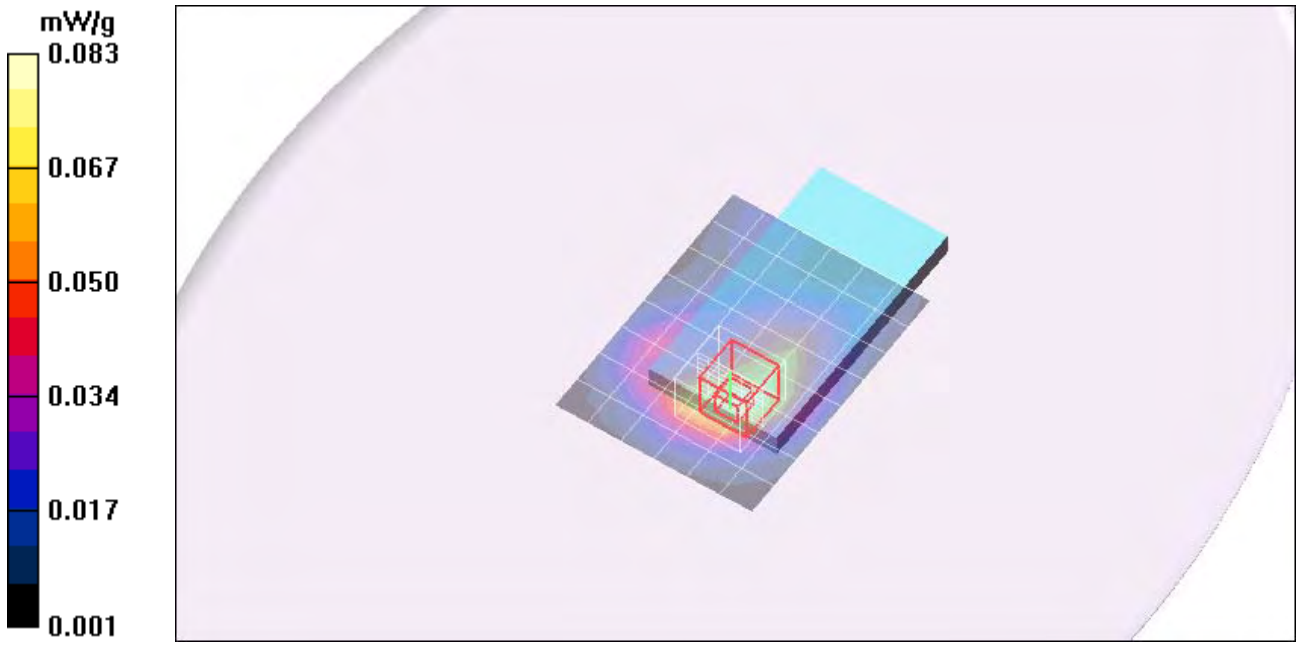

Test Laboratory: Compliance Certification Services

MURATA_WiFi_Body

DUT: Apple; Type: NA; Serial: NA

Communication System: 802.11b; Frequency: 2437 MHz;Duty Cycle: 1:1
Medium parameters used (interpolated): f = 2437 MHz; σ = 1.93 mho/m; ε_r = 52.9; ρ = 1000 kg/m^3
Phantom section: Flat Section

Room Ambient Temperature: 25.0 deg. C; Liquid Temperature: 24.0 deg. C

DASY4 Configuration:
- Area Scan setting - Find Secondary Maximum Within: 2.0 dB and with a peak SAR value greater than 0.0012W/kg
- Probe: EX3DV3 - SN3531; ConvF(7.58, 7.58, 7.58); Calibrated: 2/23/2010
- Sensor-Surface: 3mm (Mechanical Surface Detection)
- Electronics: DAE3 Sn500; Calibrated: 9/15/2009
- Phantom: Flat Phantom ELI4.0; Type: QDOVA001BA; Serial: SN:1003
- Measurement SW: DASY4, V4.7 Build 80; Postprocessing SW: SEMCAD, V1.8 Build 186

Face down_M-ch w/headset/Area Scan (7x9x1): Measurement grid: dx=15mm, dy=15mm

Info: Interpolated medium parameters used for SAR evaluation.
Maximum value of SAR (measured) = 0.079 mW/g

Face down_M-ch w/headset/Zoom Scan (7x7x9)/Cube 0: Measurement grid: dx=5mm, dy=5mm, dz=3mm
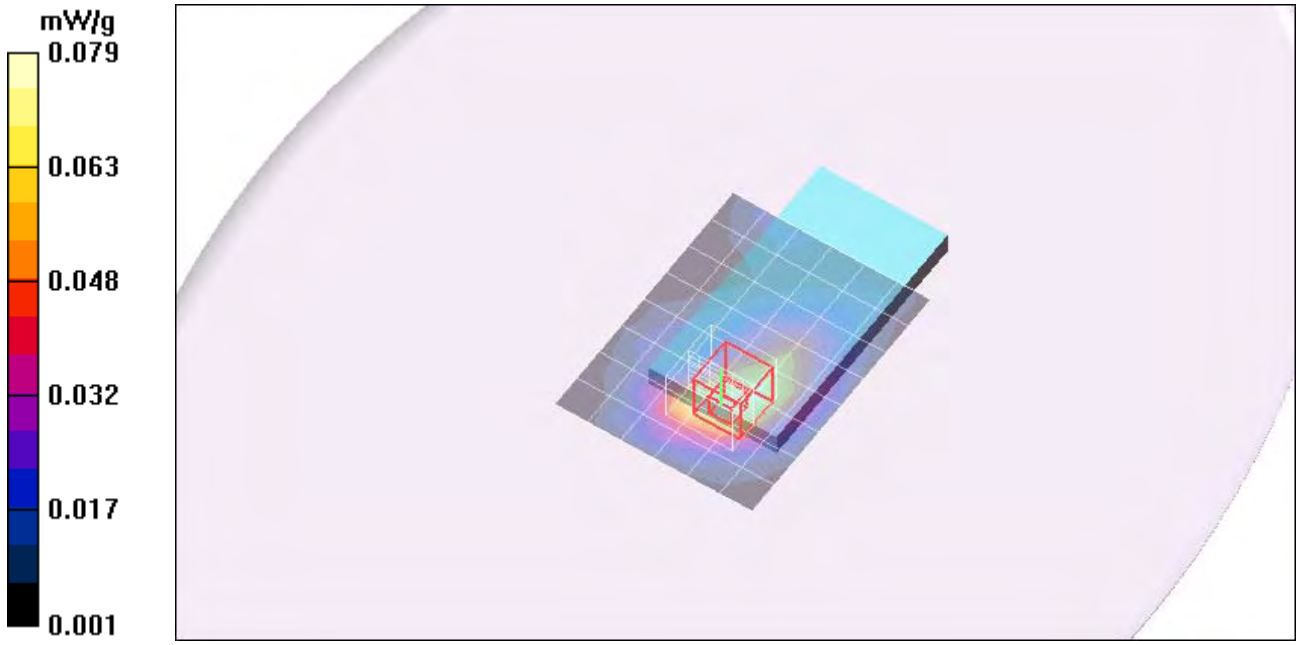
Reference Value = 5.72 V/m; Power Drift = -0.154 dB
Peak SAR (extrapolated) = 0.127 W/kg
SAR(1 g) = 0.072 mW/g; SAR(10 g) = 0.040 mW/g
Info: Interpolated medium parameters used for SAR evaluation.
Maximum value of SAR (measured) = 0.088 mW/g