13. SETUP PHOTOS

ANTENNA PORT CONDUCTED RF MEASUREMENT SETUP

ANTENNA PORT CONDUCTED PHOTO

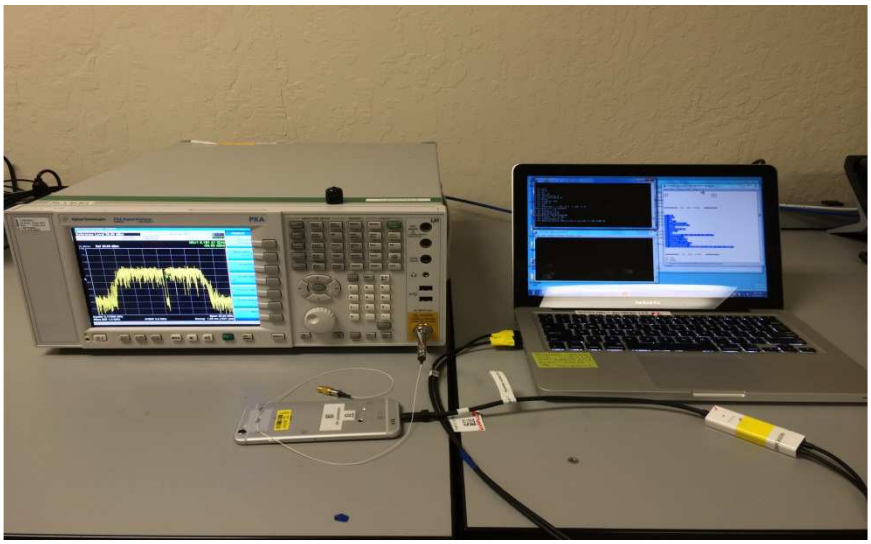

RADIATED RF MEASUREMENT SETUP (BELOW 1 GHz)

RADIATED FRONT PHOTO (BELOW 1 GHz)

This report shall not be reproduced except in full, without the written approval of UL Verification Services Inc.

RADIATED BACK PHOTO (BELOW 1 GHz)



RADIATED RF MEASUREMENT SETUP (ABOVE 1 GHz)

RADIATED FRONT PHOTO (ABOVE 1 GHz)



This report shall not be reproduced except in full, without the written approval of UL Verification Services Inc.

RADIATED BACK PHOTO (ABOVE 1 GHz)



RADIATED RF MEASUREMENT SETUP FOR PORTABLE CONFIGURATION

X-AXIS FRONT PHOTO



This report shall not be reproduced except in full, without the written approval of UL Verification Services Inc.

X-AXIS BACK PHOTO



Y-AXIS FRONT PHOTO



This report shall not be reproduced except in full, without the written approval of UL Verification Services Inc.

Y-AXIS BACK PHOTO



Z-AXIS FRONT PHOTO



This report shall not be reproduced except in full, without the written approval of UL Verification Services Inc.

Z-AXIS BACK PHOTO



POWERLINE CONDUCTED EMISSIONS MEASUREMENT SETUP

LINE CONDUCTED FRONT PHOTO



This report shall not be reproduced except in full, without the written approval of UL Verification Services Inc.

LINE CONDUCTED BACK PHOTO

DYNAMIC FREQUENCY SELECTION MEASUREMENT SETUP

DFS FRONT PHOTO

This report shall not be reproduced except in full, without the written approval of UL Verification Services Inc.

DFS BACK PHOTO

END OF REPORT

This report shall not be reproduced except in full, without the written approval of UL Verification Services Inc.