GSM850

Communication System: UID 0, GPRS-FDD (TDMA, GMSK, 1 slot) (0); Frequency: 836.6 MHz;Duty Cycle: 1:8.00018

T-Coil scan (scan for ANSI C63.19-2011 compliance)/UAT_General Scans ch 190/z (axial) wideband at best S/N/ABM Freq Resp(x,y,z,f) (1x1x1): Measurement grid: dx=10mm, dy=10mm

Signal Type: Audio File (.wav) 48k_voice_300-3000_2s.wav
Output Gain: 100
Measure Window Start: 300ms
Measure Window Length: 2000ms
BWC applied: 10.80 dB
Device Reference Point: 0, 0, -6.3 mm

Category	Telephone parameters WD signal quality [(signal+noise)-to-noise ratio in decibels]
Category T1	0 dB to 10 dB
Category T2	10 dB to 20 dB
Category T3	20 dB to 30 dB
Category T4	> 30 dB

Cursor:
Diff = 1.10 dB
BWC Factor = 10.80 dB
Location: 0, 360, 13 mm

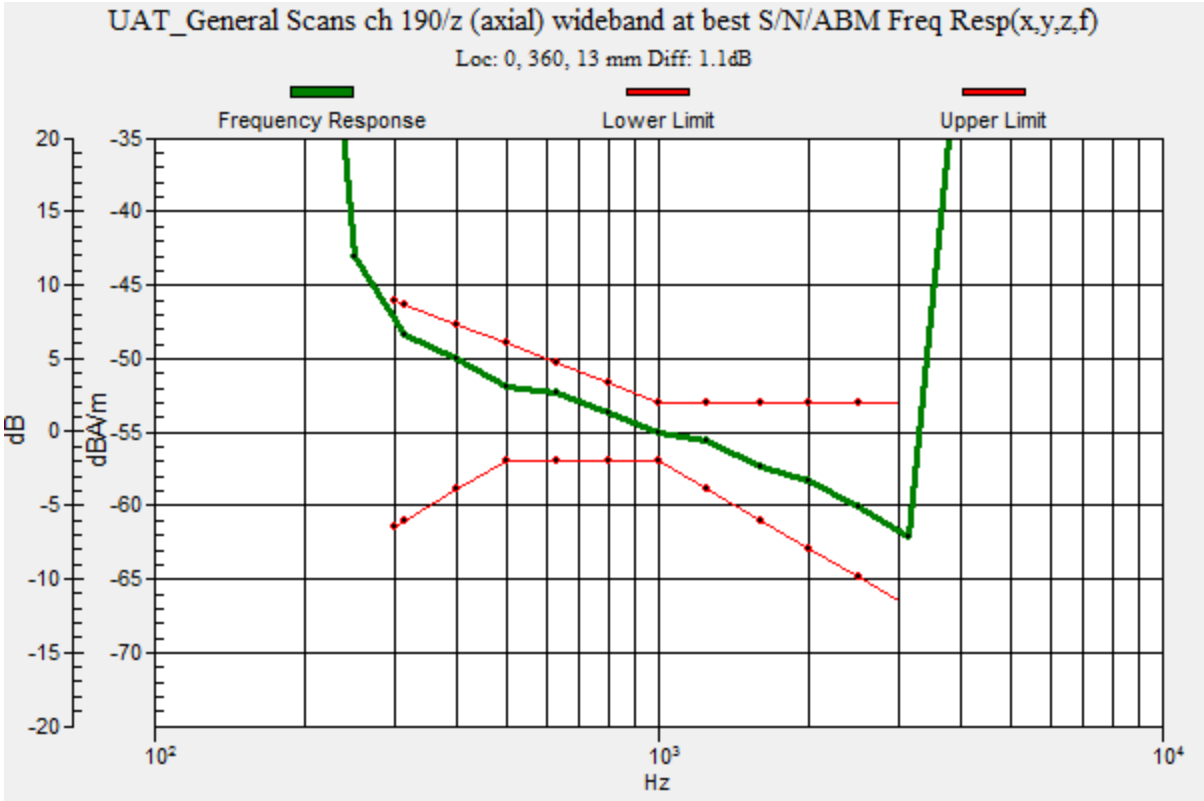

GSM850

Communication System: UID 0, GPRS-FDD (TDMA, GMSK, 1 slot) (0); Frequency: 836.6 MHz; Duty Cycle: 1:8.00018
Phantom section: TCoil Section
DASY5 Configuration:
- Probe: AM1DV3 - 3092; ; Calibrated: 7/9/2015
- Sensor-Surface: 0mm (Fix Surface)
- Electronics: DAE4 Sn1257; Calibrated: 9/16/2015
- Phantom: HAC Test Arch with AMCC; Type: SD HAC P01 BB
- Measurement SW: DASY52, Version 52.8 (7);SEMCAD X Version 14.6.10 (7164)

T-Coil scan (scan for ANSI C63.19-2011 compliance)/UAT_General Scans ch 190/z (axial) 4.2mm 50 x 50/ABM Interpolated SNR(x,y,z) (121x121x1): Interpolated grid: dx=1.000 mm, dy=1.000 mm

Signal Type: Audio File (.wav) 48k_voice_1kHz_1s.wav
Output Gain: 100
Measure Window Start: 300ms
Measure Window Length: 1000ms
BWC applied: 0.16 dB
Device Reference Point: 0, 0, -6.3 mm

Cursor:
ABM1/ABM2 = 51.22 dB
ABM1 comp = 13.88 dBA/m
BWC Factor = 0.16 dB
Location: -0.8, 2.1, 3.7 mm



0 dB = 1.000 = 0.00 dB

GSM850

Communication System: UID 0, GPRS-FDD (TDMA, GMSK, 1 slot) (0); Frequency: 836.6 MHz; Duty Cycle: 1:8.00018
Phantom section: TCoil Section
DASY5 Configuration:
- Probe: AM1DV3 - 3092; ; Calibrated: 7/9/2015
- Sensor-Surface: 0mm (Fix Surface)
- Electronics: DAE4 Sn1257; Calibrated: 9/16/2015
- Phantom: HAC Test Arch with AMCC; Type: SD HAC P01 BB
- Measurement SW: DASY52, Version 52.8 (7);SEMCAD X Version 14.6.10 (7164)

T-Coil scan (scan for ANSI C63.19-2011 compliance)/UAT_General Scans ch 190/y (transversal) 4.2mm 50 x 50/ABM Interpolated SNR(x,y,z) (121x121x1): Interpolated grid: dx=1.000 mm, dy=1.000 mm

Signal Type: Audio File (.wav) 48k_voice_1kHz_1s.wav
Output Gain: 100
Measure Window Start: 300ms
Measure Window Length: 1000ms
BWC applied: 0.16 dB
Device Reference Point: 0, 0, -6.3 mm

Cursor:
ABM1/ABM2 = 49.17 dB
ABM1 comp = 5.63 dBA/m
BWC Factor = 0.16 dB
Location: -0.4, -5.8, 3.7 mm



0 dB = 1.000 = 0.00 dB

GSM1900

Communication System: UID 0, GPRS-FDD (TDMA, GMSK, 1 slot) (0); Frequency: 1880 MHz;Duty Cycle: 1:8.00018

T-Coil scan (scan for ANSI C63.19-2011 compliance)/UAT_General Scans ch 661/z (axial) wideband at best S/N/ABM Freq Resp(x,y,z,f) (1x1x1): Measurement grid: dx=10mm, dy=10mm

Signal Type: Audio File (.wav) 48k_voice_300-3000_2s.wav
Output Gain: 100
Measure Window Start: 300ms
Measure Window Length: 2000ms
BWC applied: 10.80 dB
Device Reference Point: 0, 0, -6.3 mm

Category	Telephone parameters WD signal quality [(signal+noise)-to-noise ratio in decibels]
Category T1	0 dB to 10 dB
Category T2	10 dB to 20 dB
Category T3	20 dB to 30 dB
Category T4	> 30 dB

Cursor:
Diff = 1.81 dB
BWC Factor = 10.80 dB
Location: -0.2, 176.1, 8.5 mm

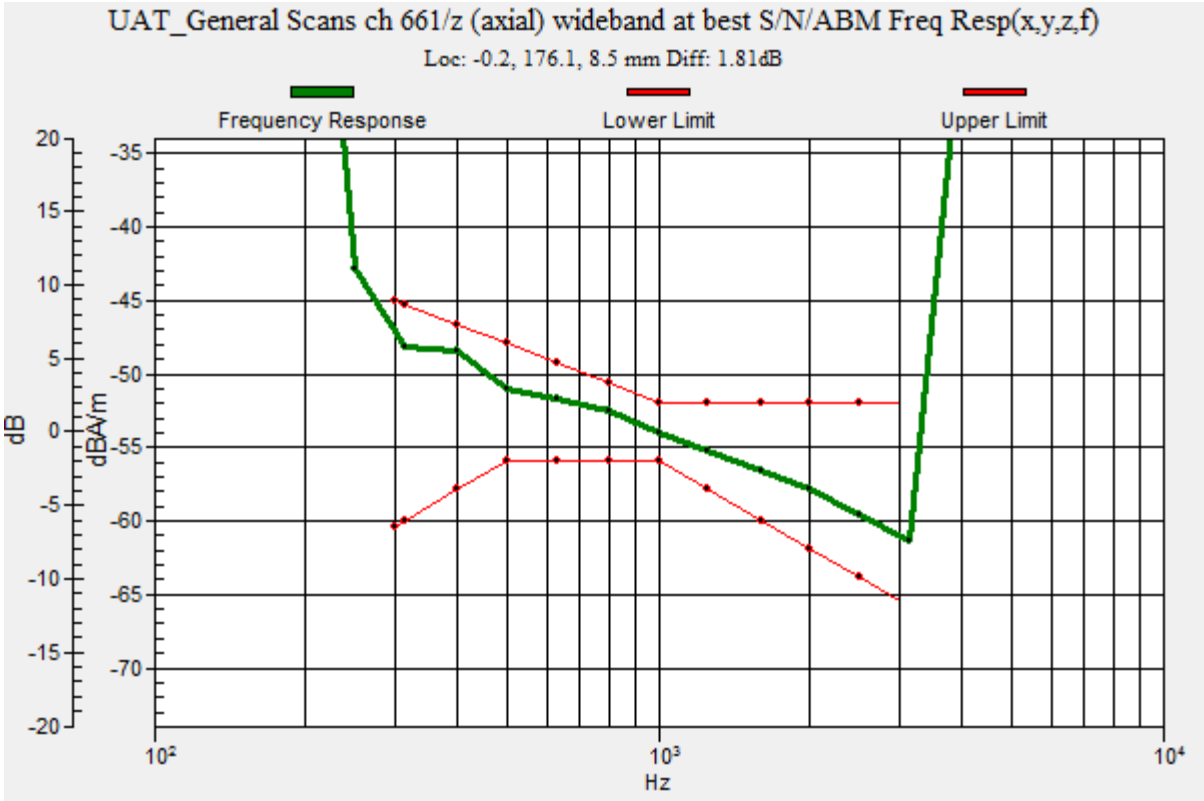

GSM1900

Communication System: UID 0, GPRS-FDD (TDMA, GMSK, 1 slot) (0); Frequency: 1880 MHz; Duty Cycle: 1:8.00018
Phantom section: TCoil Section
DASY5 Configuration:
- Probe: AM1DV3 - 3092; ; Calibrated: 7/9/2015
- Sensor-Surface: 0mm (Fix Surface)
- Electronics: DAE4 Sn1257; Calibrated: 9/16/2015
- Phantom: HAC Test Arch with AMCC; Type: SD HAC P01 BB
- Measurement SW: DASY52, Version 52.8 (7);SEMCAD X Version 14.6.10 (7164)

T-Coil scan (scan for ANSI C63.19-2011 compliance)/UAT_General Scans ch 661/z (axial) 4.2mm 50 x 50/ABM Interpolated SNR(x,y,z) (121x121x1): Interpolated grid: dx=1.000 mm, dy=1.000 mm

Signal Type: Audio File (.wav) 48k_voice_1kHz_1s.wav
Output Gain: 100
Measure Window Start: 300ms
Measure Window Length: 1000ms
BWC applied: 0.16 dB
Device Reference Point: 0, 0, -6.3 mm

Cursor:
ABM1/ABM2 = 57.09 dB
ABM1 comp = 14.16 dBA/m
BWC Factor = 0.16 dB
Location: 0, 0, 3.7 mm



0 dB = 1.000 = 0.00 dB

GSM1900

Communication System: UID 0, GPRS-FDD (TDMA, GMSK, 1 slot) (0); Frequency: 1880 MHz; Duty Cycle: 1:8.00018
Phantom section: TCoil Section
DASY5 Configuration:
- Probe: AM1DV3 - 3092; ; Calibrated: 7/9/2015
- Sensor-Surface: 0mm (Fix Surface)
- Electronics: DAE4 Sn1257; Calibrated: 9/16/2015
- Phantom: HAC Test Arch with AMCC; Type: SD HAC P01 BB
- Measurement SW: DASY52, Version 52.8 (7);SEMCAD X Version 14.6.10 (7164)

T-Coil scan (scan for ANSI C63.19-2011 compliance)/UAT_General Scans ch 661/y (transversal) 4.2mm 50 x 50/ABM Interpolated SNR(x,y,z) (121x121x1): Interpolated grid: dx=1.000 mm, dy=1.000 mm

Signal Type: Audio File (.wav) 48k_voice_1kHz_1s.wav
Output Gain: 100
Measure Window Start: 300ms
Measure Window Length: 1000ms
BWC applied: 0.16 dB
Device Reference Point: 0, 0, -6.3 mm

Cursor:
ABM1/ABM2 = 54.65 dB
ABM1 comp = 6.42 dBA/m
BWC Factor = 0.16 dB
Location: 0, -5, 3.7 mm



0 dB = 1.000 = 0.00 dB

W-CDMA Band V

Communication System: UID 0, UMTS-FDD (WCDMA) (0); Frequency: 836.6 MHz;Duty Cycle: 1:1

T-Coil scan (scan for ANSI C63.19-2011 compliance)/UAT_General Scans ch 4183/z (axial) wideband at best S/N/ABM Freq Resp(x,y,z,f) (1x1x1): Measurement grid: dx=10mm, dy=10mm

Signal Type: Audio File (.wav) 48k_voice_300-3000_2s.wav
Output Gain: 100
Measure Window Start: 300ms
Measure Window Length: 2000ms
BWC applied: 10.80 dB
Device Reference Point: 0, 0, -6.3 mm

Category	Telephone parameters WD signal quality [(signal+noise)-to-noise ratio in decibels]
Category T1	0 dB to 10 dB
Category T2	10 dB to 20 dB
Category T3	20 dB to 30 dB
Category T4	> 30 dB

Cursor:
Diff = 1.51 dB
BWC Factor = 10.80 dB
Location: 0, 360, 13 mm

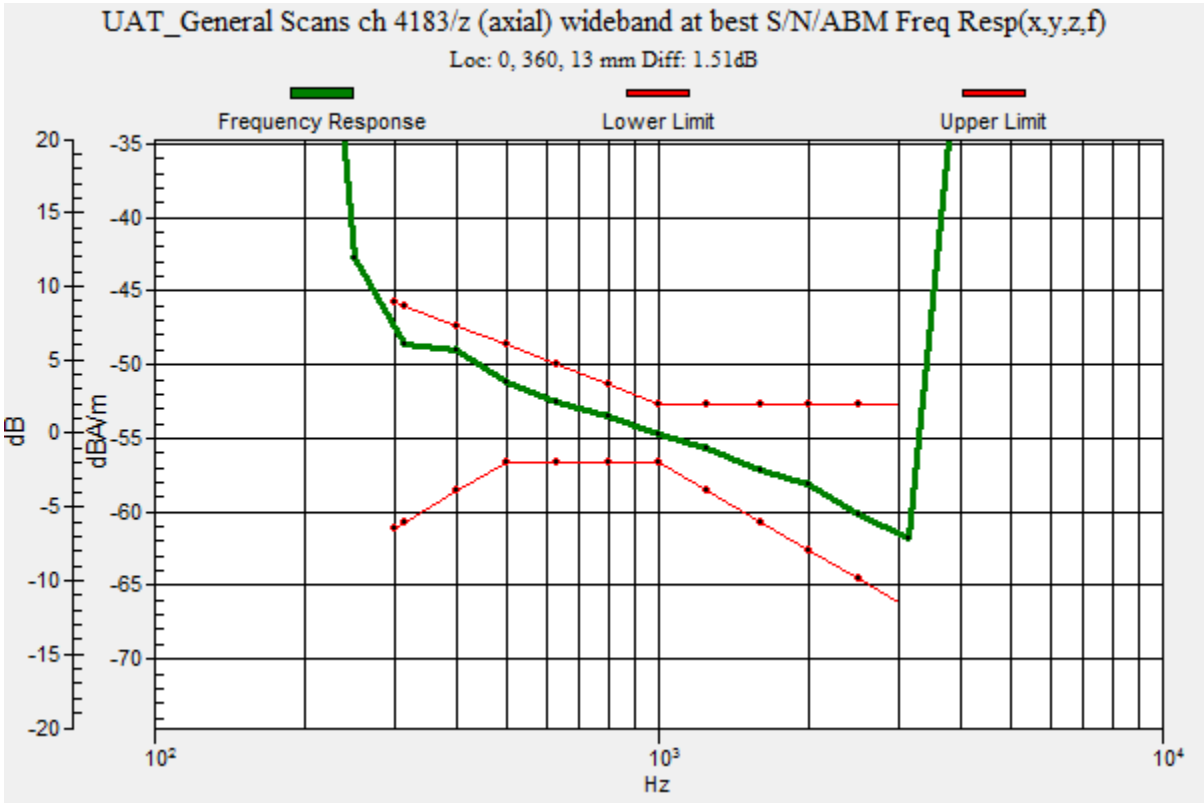

W-CDMA Band V

Communication System: UID 0, UMTS-FDD (WCDMA) (0); Frequency: 836.6 MHz; Duty Cycle: 1:1
Phantom section: TCoil Section
DASY5 Configuration:
- Probe: AM1DV3 - 3092; ; Calibrated: 7/9/2015
- Sensor-Surface: 0mm (Fix Surface)
- Electronics: DAE4 Sn1257; Calibrated: 9/16/2015
- Phantom: HAC Test Arch with AMCC; Type: SD HAC P01 BB
- Measurement SW: DASY52, Version 52.8 (7);SEMCAD X Version 14.6.10 (7164)

T-Coil scan (scan for ANSI C63.19-2011 compliance)/UAT_General Scans ch 4183/z (axial) 4.2mm 50 x 50/ABM Interpolated SNR(x,y,z) (121x121x1): Interpolated grid: dx=1.000 mm, dy=1.000 mm
Signal Type: Audio File (.wav) 48k_voice_1kHz_1s.wav
Output Gain: 100
Measure Window Start: 300ms
Measure Window Length: 1000ms
BWC applied: 0.16 dB
Device Reference Point: 0, 0, -6.3 mm

Cursor:
ABM1/ABM2 = 62.81 dB
ABM1 comp = 14.34 dBA/m
BWC Factor = 0.16 dB
Location: 1.7, 0, 3.7 mm



0 dB = 1.000 = 0.00 dB

W-CDMA Band V

Communication System: UID 0, UMTS-FDD (WCDMA) (0); Frequency: 836.6 MHz; Duty Cycle: 1:1
Phantom section: TCoil Section
DASY5 Configuration:
- Probe: AM1DV3 - 3092; ; Calibrated: 7/9/2015
- Sensor-Surface: 0mm (Fix Surface)
- Electronics: DAE4 Sn1257; Calibrated: 9/16/2015
- Phantom: HAC Test Arch with AMCC; Type: SD HAC P01 BB
- Measurement SW: DASY52, Version 52.8 (7);SEMCAD X Version 14.6.10 (7164)

T-Coil scan (scan for ANSI C63.19-2011 compliance)/UAT_General Scans ch 4183/y (transversal) 4.2mm 50 x 50/ABM Interpolated SNR(x,y,z) (121x121x1): Interpolated grid: dx=1.000 mm, dy=1.000 mm

Signal Type: Audio File (.wav) 48k_voice_1kHz_1s.wav
Output Gain: 100
Measure Window Start: 300ms
Measure Window Length: 1000ms
BWC applied: 0.16 dB
Device Reference Point: 0, 0, -6.3 mm

Cursor:
ABM1/ABM2 = 56.13 dB
ABM1 comp = 6.11 dBA/m
BWC Factor = 0.16 dB
Location: -0.4, -6.3, 3.7 mm



0 dB = 1.000 = 0.00 dB

W-CDMA Band IV

Communication System: UID 0, UMTS-FDD (WCDMA) (0); Frequency: 1732.6 MHz;Duty Cycle: 1:1

T-Coil scan (scan for ANSI C63.19-2011 compliance)/UAT_General Scans ch 1413/z (axial) wideband at best S/N/ABM Freq Resp(x,y,z,f) (1x1x1): Measurement grid: dx=10mm, dy=10mm

Signal Type: Audio File (.wav) 48k_voice_300-3000_2s.wav
Output Gain: 100
Measure Window Start: 300ms
Measure Window Length: 2000ms
BWC applied: 10.80 dB
Device Reference Point: 0, 0, -6.3 mm

Category	Telephone parameters WD signal quality [(signal+noise)-to-noise ratio in decibels]
Category T1	0 dB to 10 dB
Category T2	10 dB to 20 dB
Category T3	20 dB to 30 dB
Category T4	> 30 dB

Cursor:
Diff = 1.27 dB
BWC Factor = 10.80 dB
Location: 0, 360, 13 mm

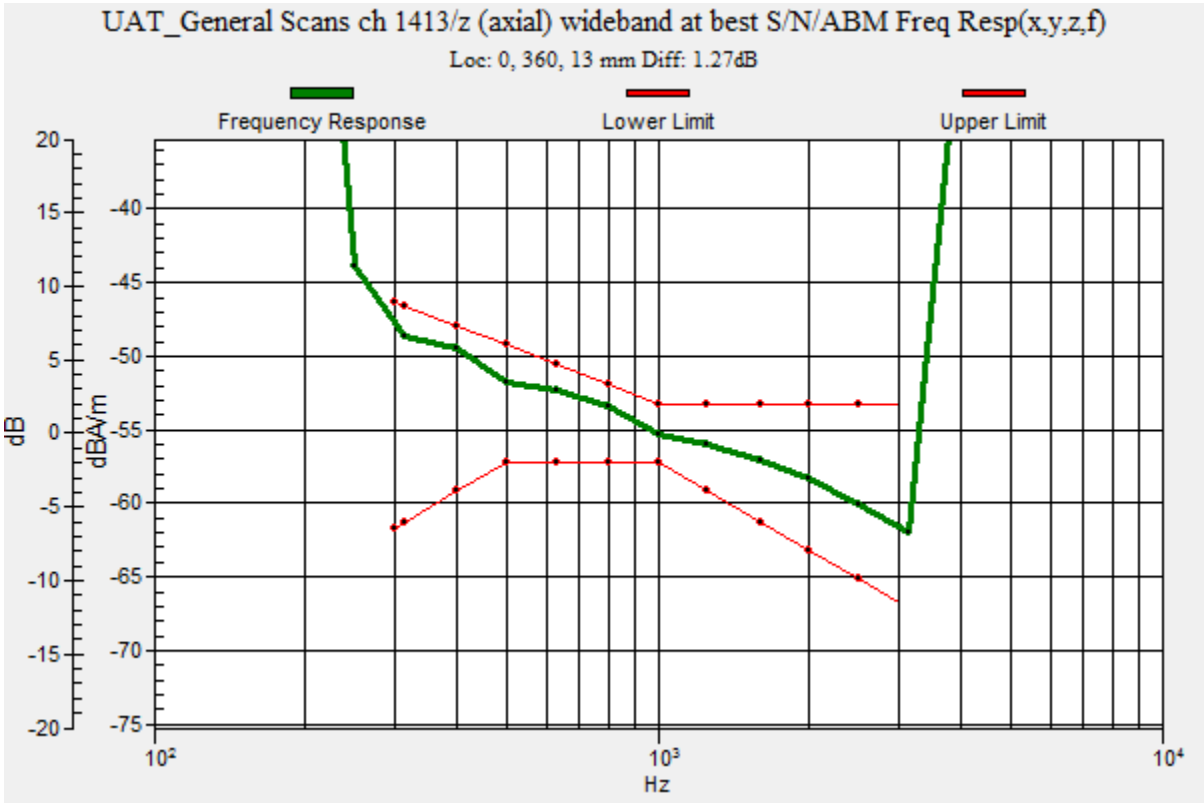

W-CDMA Band IV

Communication System: UID 0, UMTS-FDD (WCDMA) (0); Frequency: 1732.6 MHz; Duty Cycle: 1:1
Phantom section: TCoil Section
DASY5 Configuration:
- Probe: AM1DV3 - 3092; ; Calibrated: 7/9/2015
- Sensor-Surface: 0mm (Fix Surface)
- Electronics: DAE4 Sn1257; Calibrated: 9/16/2015
- Phantom: HAC Test Arch with AMCC; Type: SD HAC P01 BB
- Measurement SW: DASY52, Version 52.8 (7);SEMCAD X Version 14.6.10 (7164)

T-Coil scan (scan for ANSI C63.19-2011 compliance)/UAT_General Scans ch 1413/z (axial) 4.2mm 50 x 50/ABM Interpolated SNR(x,y,z) (121x121x1): Interpolated grid: dx=1.000 mm, dy=1.000 mm

Signal Type: Audio File (.wav) 48k_voice_1kHz_1s.wav
Output Gain: 100
Measure Window Start: 300ms
Measure Window Length: 1000ms
BWC applied: 0.16 dB
Device Reference Point: 0, 0, -6.3 mm

Cursor:
ABM1/ABM2 = 63.04 dB
ABM1 comp = 14.58 dBA/m
BWC Factor = 0.16 dB
Location: 0.4, 0, 3.7 mm



0 dB = 1.000 = 0.00 dB

W-CDMA Band IV

Communication System: UID 0, UMTS-FDD (WCDMA) (0); Frequency: 1732.6 MHz; Duty Cycle: 1:1
Phantom section: TCoil Section
DASY5 Configuration:
- Probe: AM1DV3 - 3092; ; Calibrated: 7/9/2015
- Sensor-Surface: 0mm (Fix Surface)
- Electronics: DAE4 Sn1257; Calibrated: 9/16/2015
- Phantom: HAC Test Arch with AMCC; Type: SD HAC P01 BB
- Measurement SW: DASY52, Version 52.8 (7);SEMCAD X Version 14.6.10 (7164)

T-Coil scan (scan for ANSI C63.19-2011 compliance)/UAT_General Scans ch 1413/y (transversal) 4.2mm 50 x 50/ABM Interpolated SNR(x,y,z) (121x121x1): Interpolated grid: dx=1.000 mm, dy=1.000 mm

Signal Type: Audio File (.wav) 48k_voice_1kHz_1s.wav
Output Gain: 100
Measure Window Start: 300ms
Measure Window Length: 1000ms
BWC applied: 0.16 dB
Device Reference Point: 0, 0, -6.3 mm

Cursor:
ABM1/ABM2 = 55.40 dB
ABM1 comp = 6.22 dBA/m
BWC Factor = 0.16 dB
Location: 0, -5.8, 3.7 mm



0 dB = 1.000 = 0.00 dB

W-CDMA Band II

Communication System: UID 0, UMTS-FDD (WCDMA) (0); Frequency: 1880 MHz;Duty Cycle: 1:1

T-Coil scan (scan for ANSI C63.19-2011 compliance)/UAT_General Scans ch 9400/z (axial) wideband at best S/N/ABM Freq Resp(x,y,z,f) (1x1x1): Measurement grid: dx=10mm, dy=10mm

Signal Type: Audio File (.wav) 48k_voice_300-3000_2s.wav
Output Gain: 100
Measure Window Start: 300ms
Measure Window Length: 2000ms
BWC applied: 10.80 dB
Device Reference Point: 0, 0, -6.3 mm

Category	Telephone parameters WD signal quality [(signal+noise)-to-noise ratio in decibels]
Category T1	0 dB to 10 dB
Category T2	10 dB to 20 dB
Category T3	20 dB to 30 dB
Category T4	> 30 dB

Cursor:
Diff = 1.60 dB
BWC Factor = 10.80 dB
Location: 0, 360, 13 mm

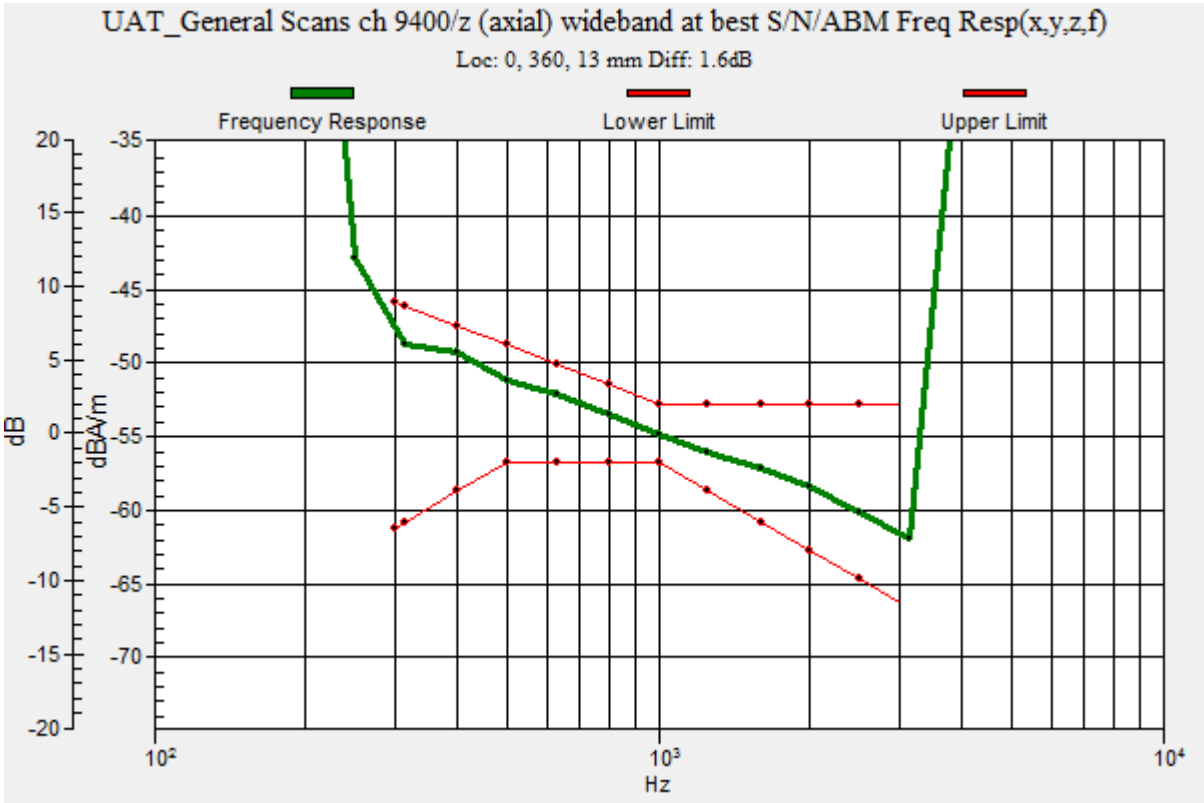

W-CDMA Band II

Communication System: UID 0, UMTS-FDD (WCDMA) (0); Frequency: 1880 MHz; Duty Cycle: 1:1
Phantom section: TCoil Section
DASY5 Configuration:
- Probe: AM1DV3 - 3092; ; Calibrated: 7/9/2015
- Sensor-Surface: 0mm (Fix Surface)
- Electronics: DAE4 Sn1257; Calibrated: 9/16/2015
- Phantom: HAC Test Arch with AMCC; Type: SD HAC P01 BB
- Measurement SW: DASY52, Version 52.8 (7);SEMCAD X Version 14.6.10 (7164)

T-Coil scan (scan for ANSI C63.19-2011 compliance)/UAT_General Scans ch 9400/z (axial) 4.2mm 50 x 50/ABM Interpolated SNR(x,y,z) (121x121x1): Interpolated grid: dx=1.000 mm, dy=1.000 mm

Signal Type: Audio File (.wav) 48k_voice_1kHz_1s.wav
Output Gain: 100
Measure Window Start: 300ms
Measure Window Length: 1000ms
BWC applied: 0.16 dB
Device Reference Point: 0, 0, -6.3 mm

Cursor:
ABM1/ABM2 = 62.61 dB
ABM1 comp = 14.44 dBA/m
BWC Factor = 0.16 dB
Location: 1.3, 0, 3.7 mm



0 dB = 1.000 = 0.00 dB

W-CDMA Band II

Communication System: UID 0, UMTS-FDD (WCDMA) (0); Frequency: 1880 MHz; Duty Cycle: 1:1
Phantom section: TCoil Section
DASY5 Configuration:
- Probe: AM1DV3 - 3092; ; Calibrated: 7/9/2015
- Sensor-Surface: 0mm (Fix Surface)
- Electronics: DAE4 Sn1257; Calibrated: 9/16/2015
- Phantom: HAC Test Arch with AMCC; Type: SD HAC P01 BB
- Measurement SW: DASY52, Version 52.8 (7);SEMCAD X Version 14.6.10 (7164)

T-Coil scan (scan for ANSI C63.19-2011 compliance)/UAT_General Scans ch 9400/y (transversal) 4.2mm 50 x 50/ABM Interpolated SNR(x,y,z) (121x121x1): Interpolated grid: dx=1.000 mm, dy=1.000 mm

Signal Type: Audio File (.wav) 48k_voice_1kHz_1s.wav
Output Gain: 100
Measure Window Start: 300ms
Measure Window Length: 1000ms
BWC applied: 0.16 dB
Device Reference Point: 0, 0, -6.3 mm

Cursor:
ABM1/ABM2 = 56.12 dB
ABM1 comp = 6.24 dBA/m
BWC Factor = 0.16 dB
Location: 0, -6.7, 3.7 mm



0 dB = 1.000 = 0.00 dB

CDMA2000 BC0

Communication System: UID 0, CDMA2000 (0); Frequency: 836.52 MHz;Duty Cycle: 1:1

T-Coil scan (scan for ANSI C63.19-2011 compliance)/UAT_General Scans ch 384/z (axial) wideband at best S/N/ABM Freq Resp(x,y,z,f) (1x1x1): Measurement grid: dx=10mm, dy=10mm

Signal Type: Audio File (.wav) 48k_voice_300-3000_2s.wav
Output Gain: 100
Measure Window Start: 300ms
Measure Window Length: 2000ms
BWC applied: 10.80 dB
Device Reference Point: 0, 0, -6.3 mm

Category	Telephone parameters WD signal quality [(signal+noise)-to-noise ratio in decibels]
Category T1	0 dB to 10 dB
Category T2	10 dB to 20 dB
Category T3	20 dB to 30 dB
Category T4	> 30 dB

Cursor:
Diff = 1.51 dB
BWC Factor = 10.80 dB
Location: 0, 360, 13 mm

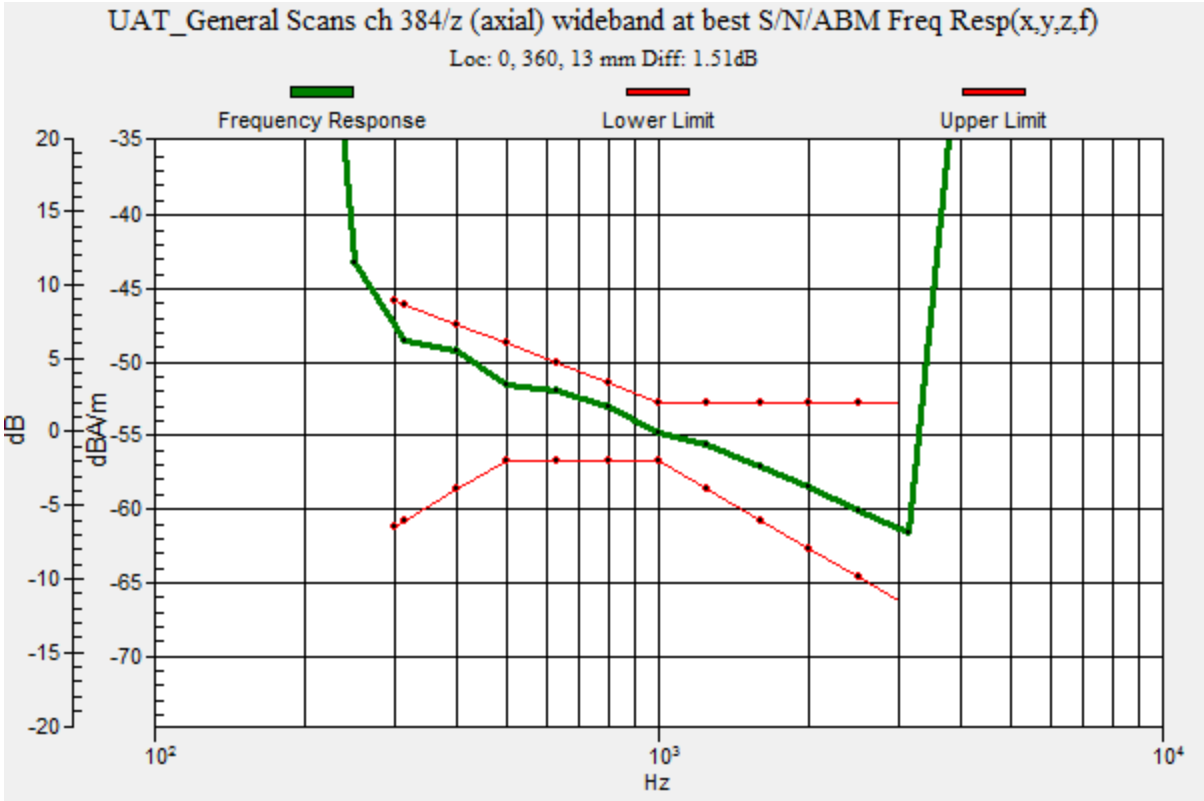

CDMA2000 BC0

Communication System: UID 0, CDMA2000 (0); Frequency: 836.52 MHz; Duty Cycle: 1:1
Phantom section: TCoil Section
DASY5 Configuration:
- Probe: AM1DV3 - 3092; ; Calibrated: 7/9/2015
- Sensor-Surface: 0mm (Fix Surface)
- Electronics: DAE4 Sn1257; Calibrated: 9/16/2015
- Phantom: HAC Test Arch with AMCC; Type: SD HAC P01 BB
- Measurement SW: DASY52, Version 52.8 (7);SEMCAD X Version 14.6.10 (7164)

T-Coil scan (scan for ANSI C63.19-2011 compliance)/UAT_General Scans ch 384/z (axial) 4.2mm 50 x 50/ABM Interpolated SNR(x,y,z) (121x121x1): Interpolated grid: dx=1.000 mm, dy=1.000 mm

Signal Type: Audio File (.wav) 48k_voice_1kHz_1s.wav
Output Gain: 100
Measure Window Start: 300ms
Measure Window Length: 1000ms
BWC applied: 0.16 dB
Device Reference Point: 0, 0, -6.3 mm

Cursor:
ABM1/ABM2 = 61.73 dB
ABM1 comp = 12.56 dBA/m
BWC Factor = 0.16 dB
Location: 1.3, 0, 3.7 mm



0 dB = 1.000 = 0.00 dB

CDMA2000 BC0

Communication System: UID 0, CDMA2000 (0); Frequency: 836.52 MHz; Duty Cycle: 1:1
Phantom section: TCoil Section
DASY5 Configuration:
- Probe: AM1DV3 - 3092; ; Calibrated: 7/9/2015
- Sensor-Surface: 0mm (Fix Surface)
- Electronics: DAE4 Sn1257; Calibrated: 9/16/2015
- Phantom: HAC Test Arch with AMCC; Type: SD HAC P01 BB
- Measurement SW: DASY52, Version 52.8 (7);SEMCAD X Version 14.6.10 (7164)

T-Coil scan (scan for ANSI C63.19-2011 compliance)/UAT_General Scans ch 384/y (transversal) 4.2mm 50 x 50/ABM Interpolated SNR(x,y,z) (121x121x1): Interpolated grid: dx=1.000 mm, dy=1.000 mm
Signal Type: Audio File (.wav) 48k_voice_1kHz_1s.wav
Output Gain: 100
Measure Window Start: 300ms
Measure Window Length: 1000ms
BWC applied: 0.16 dB
Device Reference Point: 0, 0, -6.3 mm

Cursor:
ABM1/ABM2 = 55.94 dB
ABM1 comp = 5.92 dBA/m
BWC Factor = 0.16 dB
Location: 0, -5, 3.7 mm



0 dB = 1.000 = 0.00 dB

CDMA2000 BC1

Communication System: UID 0, CDMA2000 (0); Frequency: 1880 MHz;Duty Cycle: 1:1

T-Coil scan (scan for ANSI C63.19-2011 compliance)/UAT_General Scans ch 600/z (axial) wideband at best S/N/ABM Freq Resp(x,y,z,f) (1x1x1): Measurement grid: dx=10mm, dy=10mm

Signal Type: Audio File (.wav) 48k_voice_300-3000_2s.wav
Output Gain: 100
Measure Window Start: 300ms
Measure Window Length: 2000ms
BWC applied: 10.80 dB
Device Reference Point: 0, 0, -6.3 mm

Category	Telephone parameters WD signal quality [(signal+noise)-to-noise ratio in decibels]
Category T1	0 dB to 10 dB
Category T2	10 dB to 20 dB
Category T3	20 dB to 30 dB
Category T4	> 30 dB

Cursor:
Diff = 1.19 dB
BWC Factor = 10.80 dB
Location: 0, 360, 13 mm

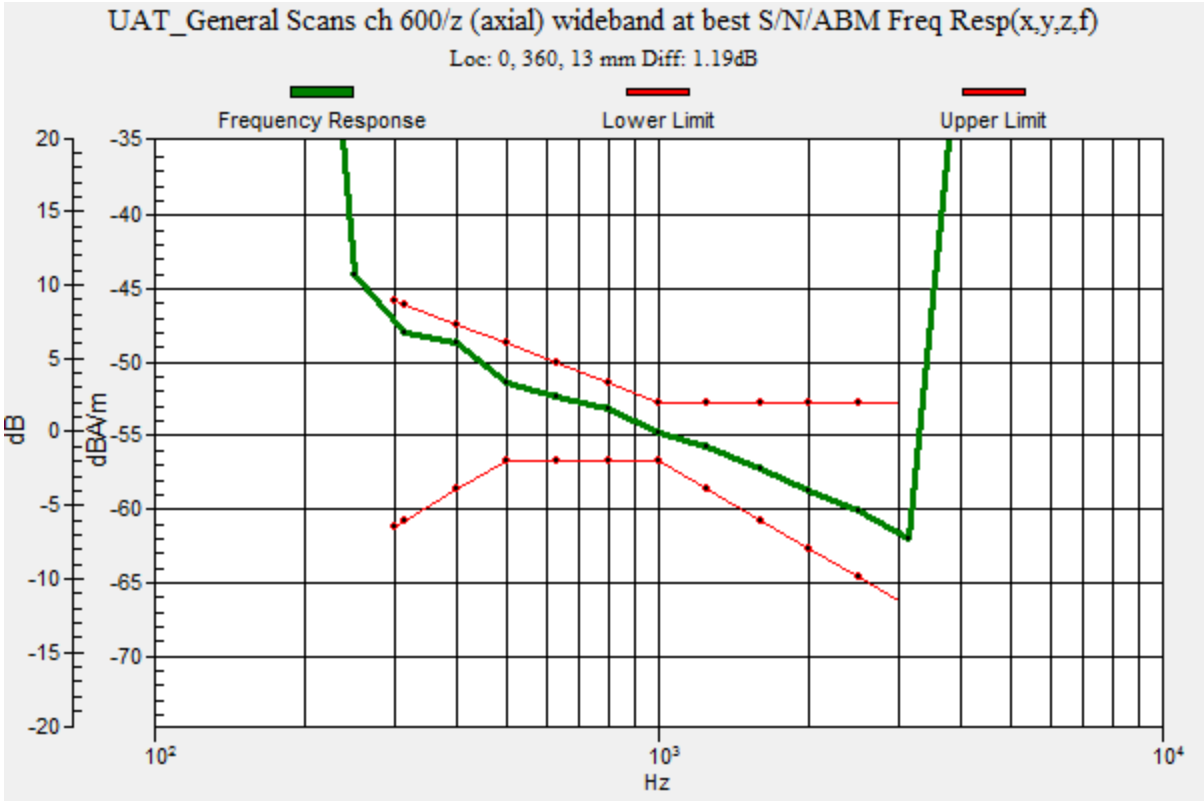

CDMA2000 BC1

Communication System: UID 0, CDMA2000 (0); Frequency: 1880 MHz; Duty Cycle: 1:1
Phantom section: TCoil Section
DASY5 Configuration:
- Probe: AM1DV3 - 3092; ; Calibrated: 7/9/2015
- Sensor-Surface: 0mm (Fix Surface)
- Electronics: DAE4 Sn1257; Calibrated: 9/16/2015
- Phantom: HAC Test Arch with AMCC; Type: SD HAC P01 BB
- Measurement SW: DASY52, Version 52.8 (7);SEMCAD X Version 14.6.10 (7164)

T-Coil scan (scan for ANSI C63.19-2011 compliance)/UAT_General Scans ch 600/z (axial) 4.2mm 50 x 50/ABM Interpolated SNR(x,y,z) (121x121x1): Interpolated grid: dx=1.000 mm, dy=1.000 mm

Signal Type: Audio File (.wav) 48k_voice_1kHz_1s.wav
Output Gain: 100
Measure Window Start: 300ms
Measure Window Length: 1000ms
BWC applied: 0.16 dB
Device Reference Point: 0, 0, -6.3 mm

Cursor:
ABM1/ABM2 = 52.70 dB
ABM1 comp = 12.40 dBA/m
BWC Factor = 0.16 dB
Location: -0.4, -2.9, 3.7 mm



0 dB = 1.000 = 0.00 dB

CDMA2000 BC1

Communication System: UID 0, CDMA2000 (0); Frequency: 1880 MHz; Duty Cycle: 1:1
Phantom section: TCoil Section
DASY5 Configuration:
- Probe: AM1DV3 - 3092; ; Calibrated: 7/9/2015
- Sensor-Surface: 0mm (Fix Surface)
- Electronics: DAE4 Sn1257; Calibrated: 9/16/2015
- Phantom: HAC Test Arch with AMCC; Type: SD HAC P01 BB
- Measurement SW: DASY52, Version 52.8 (7);SEMCAD X Version 14.6.10 (7164)

T-Coil scan (scan for ANSI C63.19-2011 compliance)/UAT_General Scans ch 600/y (transversal) 4.2mm 50 x 50/ABM Interpolated SNR(x,y,z) (121x121x1): Interpolated grid: dx=1.000 mm, dy=1.000 mm
Signal Type: Audio File (.wav) 48k_voice_1kHz_1s.wav
Output Gain: 100
Measure Window Start: 300ms
Measure Window Length: 1000ms
BWC applied: 0.16 dB
Device Reference Point: 0, 0, -6.3 mm

Cursor:
ABM1/ABM2 = 51.87 dB
ABM1 comp = 4.83 dBA/m
BWC Factor = 0.16 dB
Location: -1.2, -4.6, 3.7 mm



0 dB = 1.000 = 0.00 dB

CDMA2000 BC10

Communication System: UID 0, CDMA2000 (0); Frequency: 820.5 MHz;Duty Cycle: 1:1

T-Coil scan (scan for ANSI C63.19-2011 compliance)/UAT_General Scans ch 580/z (axial) wideband at best S/N/ABM Freq Resp(x,y,z,f) (1x1x1): Measurement grid: dx=10mm, dy=10mm

Signal Type: Audio File (.wav) 48k_voice_300-3000_2s.wav
Output Gain: 100
Measure Window Start: 300ms
Measure Window Length: 2000ms
BWC applied: 10.80 dB
Device Reference Point: 0, 0, -6.3 mm

Category	Telephone parameters WD signal quality [(signal+noise)-to-noise ratio in decibels]
Category T1	0 dB to 10 dB
Category T2	10 dB to 20 dB
Category T3	20 dB to 30 dB
Category T4	> 30 dB

Cursor:
Diff = 0.54 dB
BWC Factor = 10.80 dB
Location: 1.2, 0, 3.7 mm

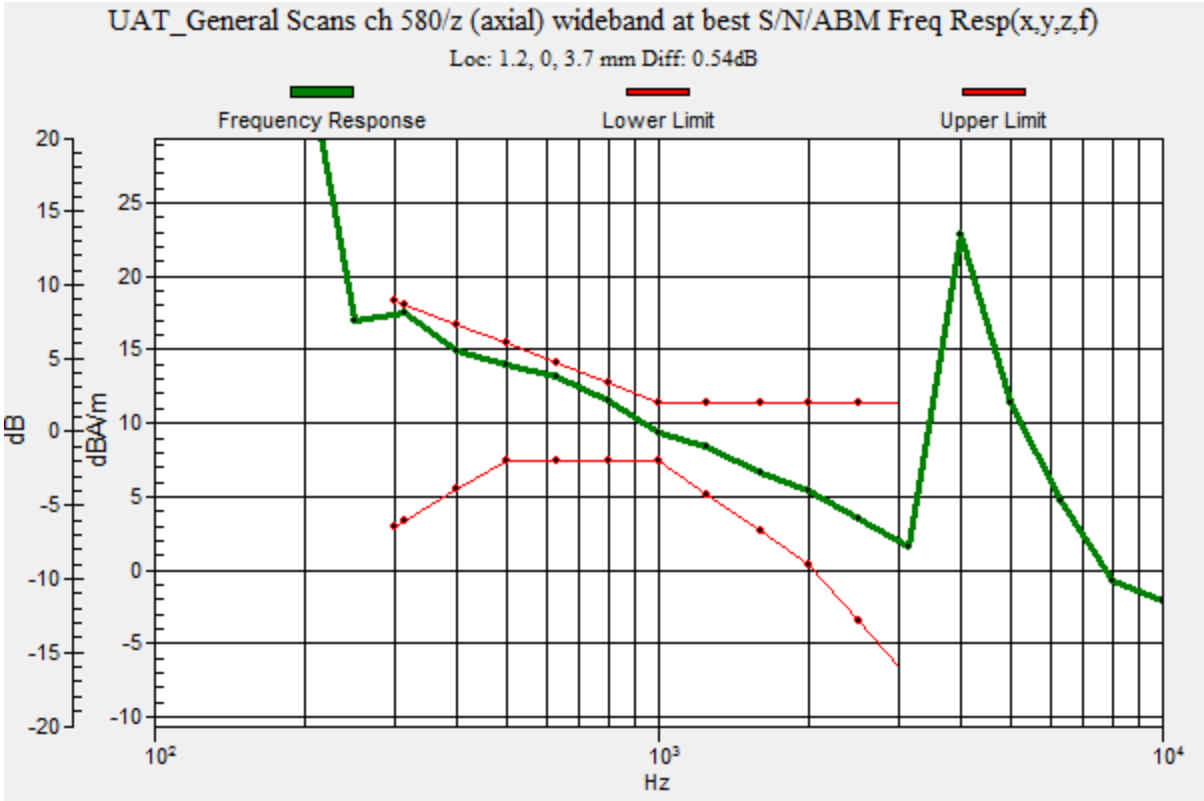

CDMA2000 BC10

Communication System: UID 0, CDMA2000 (0); Frequency: 820.5 MHz; Duty Cycle: 1:1
Phantom section: TCoil Section
DASY5 Configuration:
- Probe: AM1DV3 - 3092; ; Calibrated: 7/9/2015
- Sensor-Surface: 0mm (Fix Surface)
- Electronics: DAE4 Sn1257; Calibrated: 9/16/2015
- Phantom: HAC Test Arch with AMCC; Type: SD HAC P01 BB
- Measurement SW: DASY52, Version 52.8 (7);SEMCAD X Version 14.6.10 (7164)

T-Coil scan (scan for ANSI C63.19-2011 compliance)/UAT_General Scans ch 580/z (axial) 4.2mm 50 x 50/ABM Interpolated SNR(x,y,z) (121x121x1): Interpolated grid: dx=1.000 mm, dy=1.000 mm

Signal Type: Audio File (.wav) 48k_voice_1kHz_1s.wav
Output Gain: 100
Measure Window Start: 300ms
Measure Window Length: 1000ms
BWC applied: 0.16 dB
Device Reference Point: 0, 0, -6.3 mm

Cursor:
ABM1/ABM2 = 62.58 dB
ABM1 comp = 14.09 dBA/m
BWC Factor = 0.16 dB
Location: 1.3, 0, 3.7 mm



0 dB = 1.000 = 0.00 dB

CDMA2000 BC10

Communication System: UID 0, CDMA2000 (0); Frequency: 820.5 MHz; Duty Cycle: 1:1
Phantom section: TCoil Section
DASY5 Configuration:
- Probe: AM1DV3 - 3092; ; Calibrated: 7/9/2015
- Sensor-Surface: 0mm (Fix Surface)
- Electronics: DAE4 Sn1257; Calibrated: 9/16/2015
- Phantom: HAC Test Arch with AMCC; Type: SD HAC P01 BB
- Measurement SW: DASY52, Version 52.8 (7);SEMCAD X Version 14.6.10 (7164)

T-Coil scan (scan for ANSI C63.19-2011 compliance)/UAT_General Scans ch 580/y (transversal) 4.2mm 50 x 50/ABM Interpolated SNR(x,y,z) (121x121x1): Interpolated grid: dx=1.000 mm, dy=1.000 mm

Signal Type: Audio File (.wav) 48k_voice_1kHz_1s.wav
Output Gain: 100
Measure Window Start: 300ms
Measure Window Length: 1000ms
BWC applied: 0.16 dB
Device Reference Point: 0, 0, -6.3 mm

Cursor:
ABM1/ABM2 = 55.86 dB
ABM1 comp = 6.21 dBA/m
BWC Factor = 0.16 dB
Location: 0, 10, 3.7 mm



0 dB = 1.000 = 0.00 dB

LTE Band 2 Narrowband

Communication System: UID 0, LTE (FDD) (0); Frequency: 1880 MHz;Duty Cycle: 1:1

T-Coil scan (scan for ANSI C63.19-2011 compliance)/UAT_General Scans ch 18900/z (axial) wideband at best S/N/ABM Freq Resp(x,y,z,f) (1x1x1): Measurement grid: dx=10mm, dy=10mm

Signal Type: Audio File (.wav) 48k_voice_300-3000_2s.wav
Output Gain: 100
Measure Window Start: 300ms
Measure Window Length: 2000ms
BWC applied: 10.80 dB
Device Reference Point: 0, 0, -6.3 mm

Category	Telephone parameters WD signal quality [(signal+noise)-to-noise ratio in decibels]
Category T1	0 dB to 10 dB
Category T2	10 dB to 20 dB
Category T3	20 dB to 30 dB
Category T4	> 30 dB

Cursor:
Diff = 1.11 dB
BWC Factor = 10.80 dB
Location: 0, 360, 13 mm

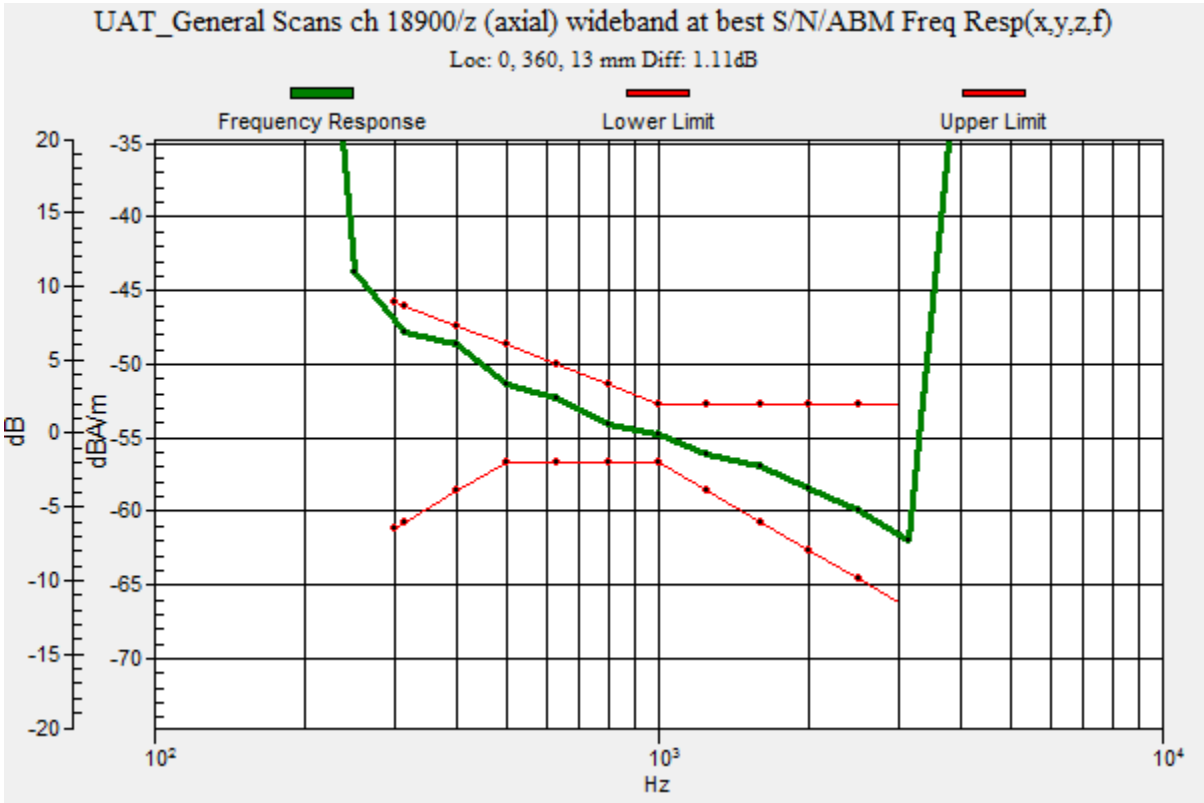

LTE Band 2 Narrowband

Communication System: UID 0, LTE (FDD) (0); Frequency: 1880 MHz; Duty Cycle: 1:1
Phantom section: TCoil Section
DASY5 Configuration:
- Probe: AM1DV3 - 3092; ; Calibrated: 7/9/2015
- Sensor-Surface: 0mm (Fix Surface)
- Electronics: DAE4 Sn1257; Calibrated: 9/16/2015
- Phantom: HAC Test Arch with AMCC; Type: SD HAC P01 BB
- Measurement SW: DASY52, Version 52.8 (7);SEMCAD X Version 14.6.10 (7164)

T-Coil scan (scan for ANSI C63.19-2011 compliance)/UAT_General Scans ch 18900/z (axial) 4.2mm 50 x 50/ABM Interpolated SNR(x,y,z) (121x121x1): Interpolated grid: dx=1.000 mm, dy=1.000 mm
Signal Type: Audio File (.wav) 48k_voice_1kHz_1s.wav
Output Gain: 100
Measure Window Start: 300ms
Measure Window Length: 1000ms
BWC applied: 0.16 dB
Device Reference Point: 0, 0, -6.3 mm

Cursor:
ABM1/ABM2 = 54.81 dB
ABM1 comp = 10.04 dBA/m
BWC Factor = 0.16 dB
Location: -4.2, 4.2, 3.7 mm



0 dB = 1.000 = 0.00 dB

LTE Band 2 Narrowband

Communication System: UID 0, LTE (FDD) (0); Frequency: 1880 MHz; Duty Cycle: 1:1
Phantom section: TCoil Section
DASY5 Configuration:
- Probe: AM1DV3 - 3092; ; Calibrated: 7/9/2015
- Sensor-Surface: 0mm (Fix Surface)
- Electronics: DAE4 Sn1257; Calibrated: 9/16/2015
- Phantom: HAC Test Arch with AMCC; Type: SD HAC P01 BB
- Measurement SW: DASY52, Version 52.8 (7);SEMCAD X Version 14.6.10 (7164)

T-Coil scan (scan for ANSI C63.19-2011 compliance)/UAT_General Scans ch 18900/y (transversal) 4.2mm 50 x 50/ABM Interpolated SNR(x,y,z) (121x121x1): Interpolated grid: dx=1.000 mm, dy=1.000 mm
Signal Type: Audio File (.wav) 48k_voice_1kHz_1s.wav
Output Gain: 100
Measure Window Start: 300ms
Measure Window Length: 1000ms
BWC applied: 0.16 dB
Device Reference Point: 0, 0, -6.3 mm

Cursor:
ABM1/ABM2 = 55.61 dB
ABM1 comp = 5.81 dBA/m
BWC Factor = 0.16 dB
Location: 0, -6.7, 3.7 mm



0 dB = 1.000 = 0.00 dB

LTE Band 4 Narrowband

Communication System: UID 0, LTE (FDD) (0); Frequency: 1732.5 MHz;Duty Cycle: 1:1

T-Coil scan (scan for ANSI C63.19-2011 compliance)/UAT_General Scans ch 20175/z (axial) wideband at best S/N/ABM Freq Resp(x,y,z,f) (1x1x1): Measurement grid: dx=10mm, dy=10mm

Signal Type: Audio File (.wav) 48k_voice_300-3000_2s.wav
Output Gain: 100
Measure Window Start: 300ms
Measure Window Length: 2000ms
BWC applied: 10.80 dB
Device Reference Point: 0, 0, -6.3 mm

Category	Telephone parameters WD signal quality [(signal+noise)-to-noise ratio in decibels]
Category T1	0 dB to 10 dB
Category T2	10 dB to 20 dB
Category T3	20 dB to 30 dB
Category T4	> 30 dB

Cursor:
Diff = 0.92 dB
BWC Factor = 10.80 dB
Location: 0, 360, 13 mm

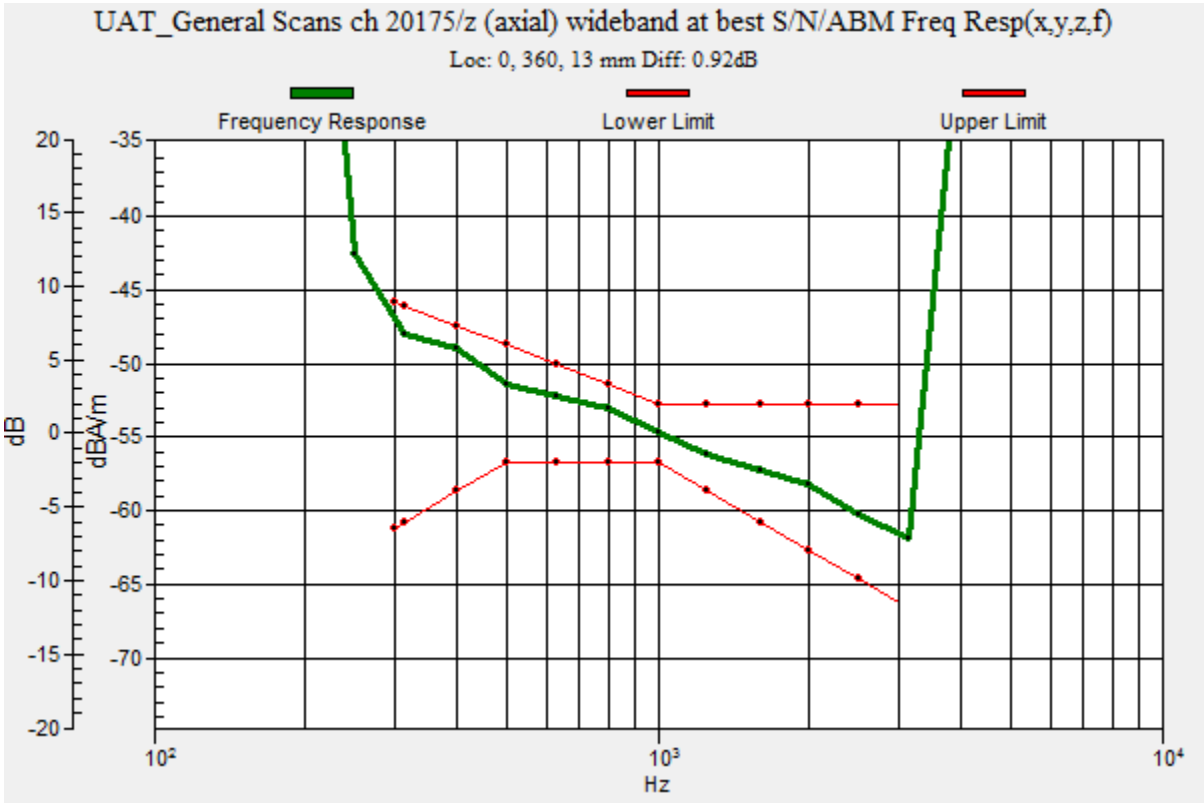

LTE Band 4 Narrowband

Communication System: UID 0, LTE (FDD) (0); Frequency: 1732.5 MHz; Duty Cycle: 1:1
Phantom section: TCoil Section
DASY5 Configuration:
- Probe: AM1DV3 - 3092; ; Calibrated: 7/9/2015
- Sensor-Surface: 0mm (Fix Surface)
- Electronics: DAE4 Sn1257; Calibrated: 9/16/2015
- Phantom: HAC Test Arch with AMCC; Type: SD HAC P01 BB
- Measurement SW: DASY52, Version 52.8 (7);SEMCAD X Version 14.6.10 (7164)

T-Coil scan (scan for ANSI C63.19-2011 compliance)/UAT_General Scans ch 20175/z (axial) 4.2mm 50 x 50/ABM Interpolated SNR(x,y,z) (121x121x1): Interpolated grid: dx=1.000 mm, dy=1.000 mm
Signal Type: Audio File (.wav) 48k_voice_1kHz_1s.wav
Output Gain: 100
Measure Window Start: 300ms
Measure Window Length: 1000ms
BWC applied: 0.16 dB
Device Reference Point: 0, 0, -6.3 mm

Cursor:
ABM1/ABM2 = 54.82 dB
ABM1 comp = 12.40 dBA/m
BWC Factor = 0.16 dB
Location: -1.7, 3.7, 3.7 mm



0 dB = 1.000 = 0.00 dB

LTE Band 4 Narrowband

Communication System: UID 0, LTE (FDD) (0); Frequency: 1732.5 MHz; Duty Cycle: 1:1
Phantom section: TCoil Section
DASY5 Configuration:
- Probe: AM1DV3 - 3092; ; Calibrated: 7/9/2015
- Sensor-Surface: 0mm (Fix Surface)
- Electronics: DAE4 Sn1257; Calibrated: 9/16/2015
- Phantom: HAC Test Arch with AMCC; Type: SD HAC P01 BB
- Measurement SW: DASY52, Version 52.8 (7);SEMCAD X Version 14.6.10 (7164)

T-Coil scan (scan for ANSI C63.19-2011 compliance)/UAT_General Scans ch 20175/y (transversal) 4.2mm 50 x 50/ABM Interpolated SNR(x,y,z) (121x121x1): Interpolated grid: dx=1.000 mm, dy=1.000 mm
Signal Type: Audio File (.wav) 48k_voice_1kHz_1s.wav
Output Gain: 100
Measure Window Start: 300ms
Measure Window Length: 1000ms
BWC applied: 0.16 dB
Device Reference Point: 0, 0, -6.3 mm

Cursor:
ABM1/ABM2 = 55.31 dB
ABM1 comp = 5.66 dBA/m
BWC Factor = 0.16 dB
Location: -0.4, -7.1, 3.7 mm

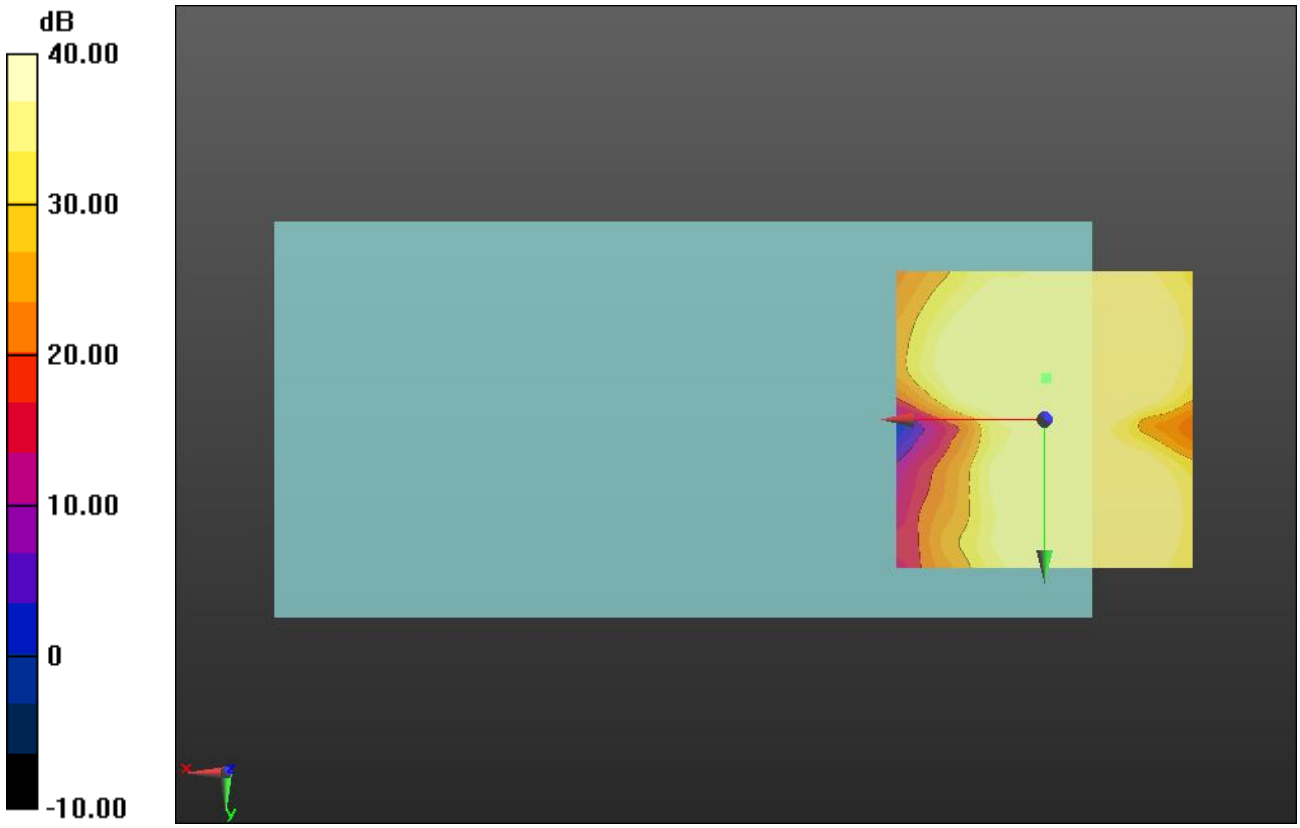

0 dB = 1.000 = 0.00 dB

LTE Band 5 Narrowband

Communication System: UID 0, LTE (FDD) (0); Frequency: 836.5 MHz;Duty Cycle: 1:1

T-Coil scan (scan for ANSI C63.19-2011 compliance)/UAT_General Scans ch 20525/z (axial) wideband at best S/N/ABM Freq Resp(x,y,z,f) (1x1x1): Measurement grid: dx=10mm, dy=10mm

Signal Type: Audio File (.wav) 48k_voice_300-3000_2s.wav
Output Gain: 100
Measure Window Start: 300ms
Measure Window Length: 2000ms
BWC applied: 10.80 dB
Device Reference Point: 0, 0, -6.3 mm

Category	Telephone parameters WD signal quality [(signal+noise)-to-noise ratio in decibels]
Category T1	0 dB to 10 dB
Category T2	10 dB to 20 dB
Category T3	20 dB to 30 dB
Category T4	> 30 dB

Cursor:
Diff = 1.02 dB
BWC Factor = 10.80 dB
Location: 0, 360, 13 mm

LTE Band 5 Narrowband

Communication System: UID 0, LTE (FDD) (0); Frequency: 836.5 MHz; Duty Cycle: 1:1
Phantom section: TCoil Section
DASY5 Configuration:
- Probe: AM1DV3 - 3092; ; Calibrated: 7/9/2015
- Sensor-Surface: 0mm (Fix Surface)
- Electronics: DAE4 Sn1257; Calibrated: 9/16/2015
- Phantom: HAC Test Arch with AMCC; Type: SD HAC P01 BB
- Measurement SW: DASY52, Version 52.8 (7);SEMCAD X Version 14.6.10 (7164)

T-Coil scan (scan for ANSI C63.19-2011 compliance)/UAT_General Scans ch 20525/z (axial) 4.2mm 50 x 50/ABM Interpolated SNR(x,y,z) (121x121x1): Interpolated grid: dx=1.000 mm, dy=1.000 mm
Signal Type: Audio File (.wav) 48k_voice_1kHz_1s.wav
Output Gain: 100
Measure Window Start: 300ms
Measure Window Length: 1000ms
BWC applied: 0.16 dB
Device Reference Point: 0, 0, -6.3 mm

Cursor:
ABM1/ABM2 = 54.36 dB
ABM1 comp = 10.67 dBA/m
BWC Factor = 0.16 dB
Location: -0.8, -3.8, 3.7 mm



0 dB = 1.000 = 0.00 dB

LTE Band 5 Narrowband

Communication System: UID 0, LTE (FDD) (0); Frequency: 836.5 MHz; Duty Cycle: 1:1
Phantom section: TCoil Section
DASY5 Configuration:
- Probe: AM1DV3 - 3092; ; Calibrated: 7/9/2015
- Sensor-Surface: 0mm (Fix Surface)
- Electronics: DAE4 Sn1257; Calibrated: 9/16/2015
- Phantom: HAC Test Arch with AMCC; Type: SD HAC P01 BB
- Measurement SW: DASY52, Version 52.8 (7);SEMCAD X Version 14.6.10 (7164)

T-Coil scan (scan for ANSI C63.19-2011 compliance)/UAT_General Scans ch 20525/y (transversal) 4.2mm 50 x 50/ABM Interpolated SNR(x,y,z) (121x121x1): Interpolated grid: dx=1.000 mm, dy=1.000 mm

Signal Type: Audio File (.wav) 48k_voice_1kHz_1s.wav
Output Gain: 100
Measure Window Start: 300ms
Measure Window Length: 1000ms
BWC applied: 0.16 dB
Device Reference Point: 0, 0, -6.3 mm

Cursor:
ABM1/ABM2 = 55.59 dB
ABM1 comp = 5.88 dBA/m
BWC Factor = 0.16 dB
Location: 1.3, -5.8, 3.7 mm



0 dB = 1.000 = 0.00 dB

LTE Band 7 Narrowband

Communication System: UID 0, LTE (FDD) (0); Frequency: 2535 MHz;Duty Cycle: 1:1

T-Coil scan (scan for ANSI C63.19-2011 compliance)/UAT_General Scans ch 21100/z (axial) wideband at best S/N/ABM Freq Resp(x,y,z,f) (1x1x1): Measurement grid: dx=10mm, dy=10mm

Signal Type: Audio File (.wav) 48k_voice_300-3000_2s.wav
Output Gain: 100
Measure Window Start: 300ms
Measure Window Length: 2000ms
BWC applied: 10.80 dB
Device Reference Point: 0, 0, -6.3 mm

Category	Telephone parameters WD signal quality [(signal+noise)-to-noise ratio in decibels]
Category T1	0 dB to 10 dB
Category T2	10 dB to 20 dB
Category T3	20 dB to 30 dB
Category T4	> 30 dB

Cursor:
Diff = 1.18 dB
BWC Factor = 10.80 dB
Location: 0, 360, 13 mm

LTE Band 7 Narrowband

Communication System: UID 0, LTE (FDD) (0); Frequency: 2535 MHz; Duty Cycle: 1:1
Phantom section: TCoil Section
DASY5 Configuration:
- Probe: AM1DV3 - 3092; ; Calibrated: 7/9/2015
- Sensor-Surface: 0mm (Fix Surface)
- Electronics: DAE4 Sn1257; Calibrated: 9/16/2015
- Phantom: HAC Test Arch with AMCC; Type: SD HAC P01 BB
- Measurement SW: DASY52, Version 52.8 (7);SEMCAD X Version 14.6.10 (7164)

T-Coil scan (scan for ANSI C63.19-2011 compliance)/UAT_General Scans ch 21100/z (axial) 4.2mm 50 x 50/ABM Interpolated SNR(x,y,z) (121x121x1): Interpolated grid: dx=1.000 mm, dy=1.000 mm

Signal Type: Audio File (.wav) 48k_voice_1kHz_1s.wav
Output Gain: 100
Measure Window Start: 300ms
Measure Window Length: 1000ms
BWC applied: 0.16 dB
Device Reference Point: 0, 0, -6.3 mm

Cursor:
ABM1/ABM2 = 54.94 dB
ABM1 comp = 10.96 dBA/m
BWC Factor = 0.16 dB
Location: -3.3, 4.2, 3.7 mm



0 dB = 1.000 = 0.00 dB

LTE Band 7 Narrowband

Communication System: UID 0, LTE (FDD) (0); Frequency: 2535 MHz; Duty Cycle: 1:1
Phantom section: TCoil Section
DASY5 Configuration:
- Probe: AM1DV3 - 3092; ; Calibrated: 7/9/2015
- Sensor-Surface: 0mm (Fix Surface)
- Electronics: DAE4 Sn1257; Calibrated: 9/16/2015
- Phantom: HAC Test Arch with AMCC; Type: SD HAC P01 BB
- Measurement SW: DASY52, Version 52.8 (7);SEMCAD X Version 14.6.10 (7164)

T-Coil scan (scan for ANSI C63.19-2011 compliance)/UAT_General Scans ch 21100/y (transversal) 4.2mm 50 x 50/ABM Interpolated SNR(x,y,z) (121x121x1): Interpolated grid: dx=1.000 mm, dy=1.000 mm
Signal Type: Audio File (.wav) 48k_voice_1kHz_1s.wav
Output Gain: 100
Measure Window Start: 300ms
Measure Window Length: 1000ms
BWC applied: 0.16 dB
Device Reference Point: 0, 0, -6.3 mm

Cursor:
ABM1/ABM2 = 55.82 dB
ABM1 comp = 5.96 dBA/m
BWC Factor = 0.16 dB
Location: 0, -6.7, 3.7 mm

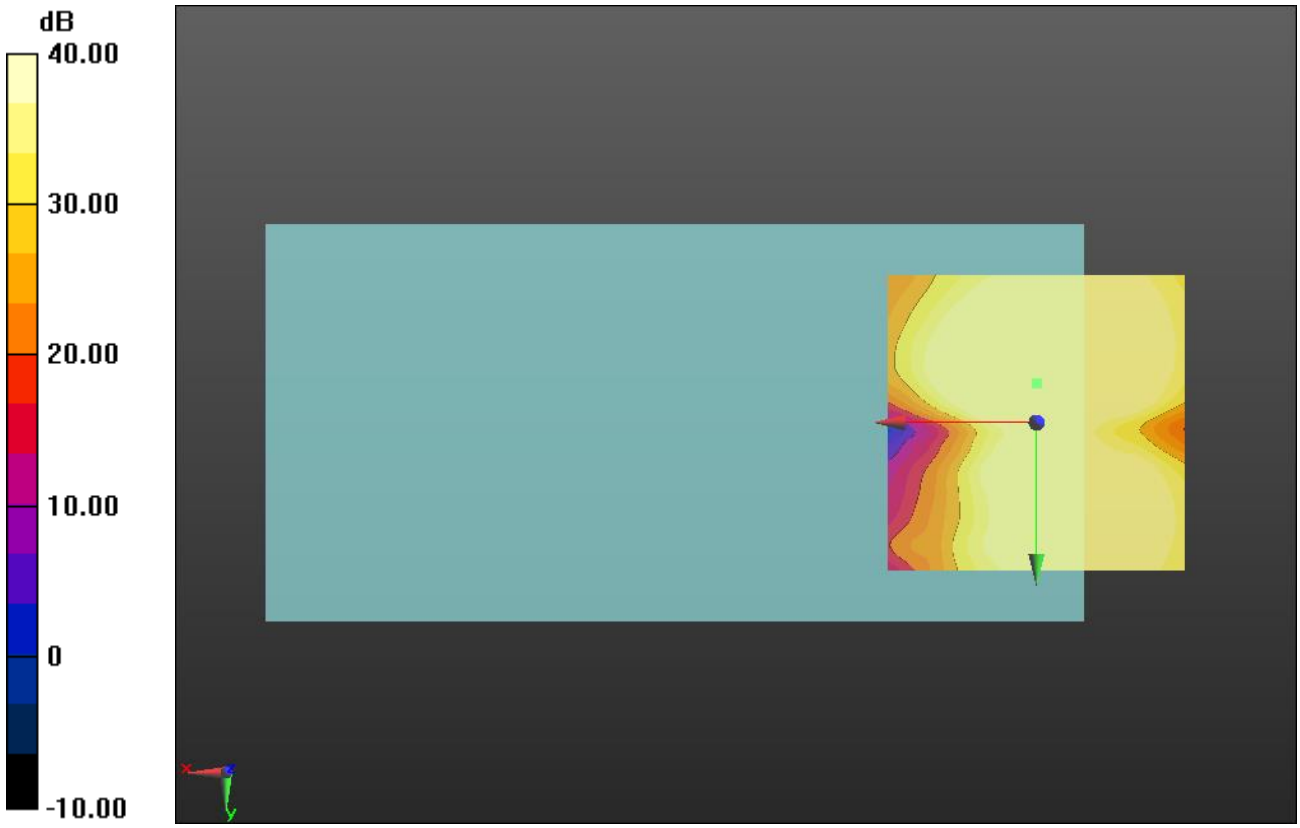

0 dB = 1.000 = 0.00 dB

LTE Band 12 Narrowband

Communication System: UID 0, LTE (FDD) (0); Frequency: 707.5 MHz;Duty Cycle: 1:1

T-Coil scan (scan for ANSI C63.19-2011 compliance)/UAT_General Scans ch 23095/z (axial) wideband at best S/N/ABM Freq Resp(x,y,z,f) (1x1x1): Measurement grid: dx=10mm, dy=10mm

Signal Type: Audio File (.wav) 48k_voice_300-3000_2s.wav
Output Gain: 100
Measure Window Start: 300ms
Measure Window Length: 2000ms
BWC applied: 10.80 dB
Device Reference Point: 0, 0, -6.3 mm

Category	Telephone parameters WD signal quality [(signal+noise)-to-noise ratio in decibels]
Category T1	0 dB to 10 dB
Category T2	10 dB to 20 dB
Category T3	20 dB to 30 dB
Category T4	> 30 dB

Cursor:
Diff = 1.44 dB
BWC Factor = 10.80 dB
Location: 0, 360, 13 mm

LTE Band 12 Narrowband

Communication System: UID 0, LTE (FDD) (0); Frequency: 707.5 MHz; Duty Cycle: 1:1
Phantom section: TCoil Section
DASY5 Configuration:
- Probe: AM1DV3 - 3083; ; Calibrated: 1/26/2016
- Sensor-Surface: 0mm (Fix Surface)
- Electronics: DAE4 Sn1257; Calibrated: 9/16/2015
- Phantom: HAC Test Arch with AMCC; Type: SD HAC P01 BB
- Measurement SW: DASY52, Version 52.8 (7);SEMCAD X Version 14.6.10 (7164)

T-Coil scan (scan for ANSI C63.19-2011 compliance)/UAT_General Scans ch 23095/z (axial) 4.2mm 50 x 50/ABM Interpolated SNR(x,y,z) (121x121x1): Interpolated grid: dx=1.000 mm, dy=1.000 mm

Signal Type: Audio File (.wav) 48k_voice_1kHz_1s.wav
Output Gain: 100
Measure Window Start: 300ms
Measure Window Length: 1000ms
BWC applied: 0.16 dB
Device Reference Point: 0, 0, -6.3 mm

Cursor:
ABM1/ABM2 = 61.44 dB
ABM1 comp = 14.34 dBA/m
BWC Factor = 0.16 dB
Location: -1.7, 0, 3.7 mm



0 dB = 1.000 = 0.00 dB

LTE Band 12 Narrowband

Communication System: UID 0, LTE (FDD) (0); Frequency: 707.5 MHz; Duty Cycle: 1:1
Phantom section: TCoil Section
DASY5 Configuration:
- Probe: AM1DV3 - 3083; ; Calibrated: 1/26/2016
- Sensor-Surface: 0mm (Fix Surface)
- Electronics: DAE4 Sn1257; Calibrated: 9/16/2015
- Phantom: HAC Test Arch with AMCC; Type: SD HAC P01 BB
- Measurement SW: DASY52, Version 52.8 (7);SEMCAD X Version 14.6.10 (7164)

T-Coil scan (scan for ANSI C63.19-2011 compliance)/UAT_General Scans ch 23095/y (transversal) 4.2mm 50 x 50/ABM Interpolated SNR(x,y,z) (121x121x1): Interpolated grid: dx=1.000 mm, dy=1.000 mm

Signal Type: Audio File (.wav) 48k_voice_1kHz_1s.wav
Output Gain: 100
Measure Window Start: 300ms
Measure Window Length: 1000ms
BWC applied: 0.16 dB
Device Reference Point: 0, 0, -6.3 mm

Cursor:
ABM1/ABM2 = 53.97 dB
ABM1 comp = 0.28 dBA/m
BWC Factor = 0.16 dB
Location: -7.5, -8.3, 3.7 mm



0 dB = 1.000 = 0.00 dB

LTE Band 13 Narrowband

Communication System: UID 0, LTE (FDD) (0); Frequency: 782 MHz;Duty Cycle: 1:1

T-Coil scan (scan for ANSI C63.19-2011 compliance)/UAT_General Scans ch 23230/z (axial) wideband at best S/N/ABM Freq Resp(x,y,z,f) (1x1x1): Measurement grid: dx=10mm, dy=10mm

Signal Type: Audio File (.wav) 48k_voice_300-3000_2s.wav
Output Gain: 100
Measure Window Start: 300ms
Measure Window Length: 2000ms
BWC applied: 10.80 dB
Device Reference Point: 0, 0, -6.3 mm

Category	Telephone parameters WD signal quality [(signal+noise)-to-noise ratio in decibels]
Category T1	0 dB to 10 dB
Category T2	10 dB to 20 dB
Category T3	20 dB to 30 dB
Category T4	> 30 dB

Cursor:
Diff = 1.20 dB
BWC Factor = 10.80 dB
Location: 0, 360, 13 mm

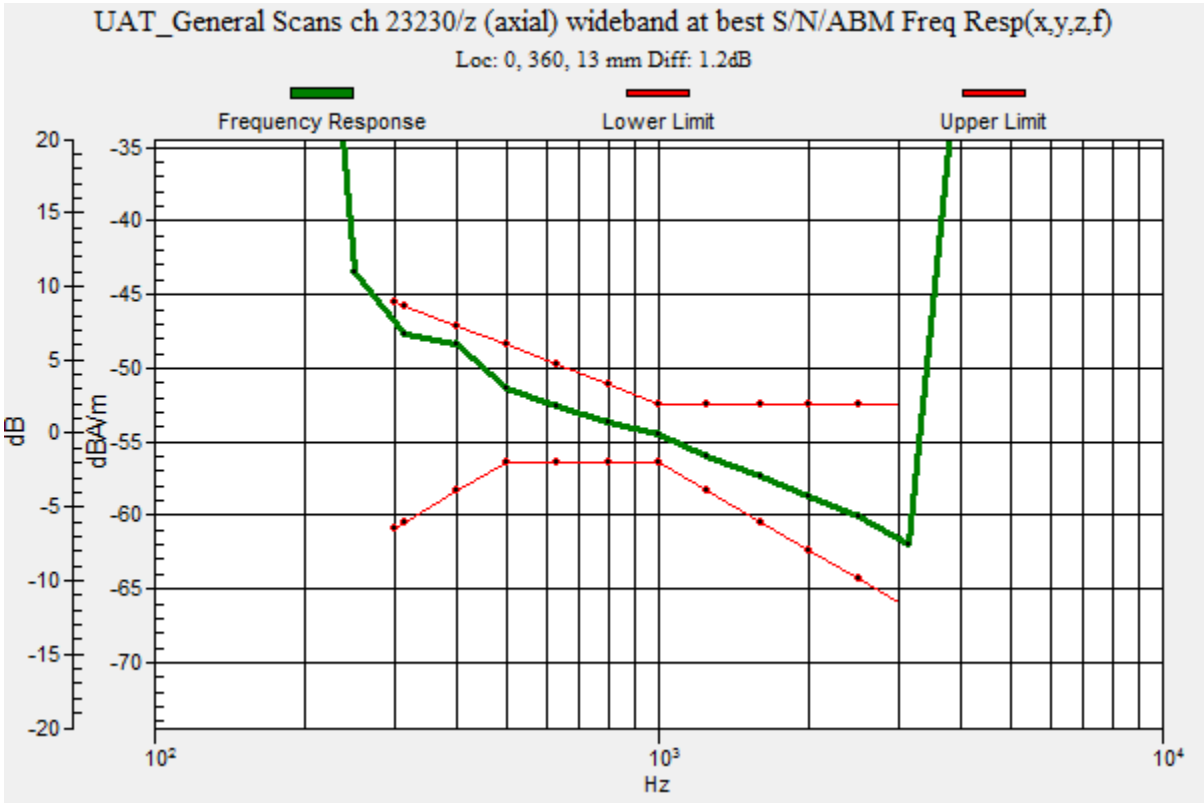

LTE Band 13 Narrowband

Communication System: UID 0, LTE (FDD) (0); Frequency: 782 MHz; Duty Cycle: 1:1
Phantom section: TCoil Section
DASY5 Configuration:
- Probe: AM1DV3 - 3092; ; Calibrated: 7/9/2015
- Sensor-Surface: 0mm (Fix Surface)
- Electronics: DAE4 Sn1257; Calibrated: 9/16/2015
- Phantom: HAC Test Arch with AMCC; Type: SD HAC P01 BB
- Measurement SW: DASY52, Version 52.8 (7);SEMCAD X Version 14.6.10 (7164)

T-Coil scan (scan for ANSI C63.19-2011 compliance)/UAT_General Scans ch 23230/z (axial) 4.2mm 50 x 50/ABM Interpolated SNR(x,y,z) (121x121x1): Interpolated grid: dx=1.000 mm, dy=1.000 mm

Signal Type: Audio File (.wav) 48k_voice_1kHz_1s.wav
Output Gain: 100
Measure Window Start: 300ms
Measure Window Length: 1000ms
BWC applied: 0.16 dB
Device Reference Point: 0, 0, -6.3 mm

Cursor:
ABM1/ABM2 = 55.51 dB
ABM1 comp = 13.06 dBA/m
BWC Factor = 0.16 dB
Location: -0.4, 3.7, 3.7 mm



0 dB = 1.000 = 0.00 dB

LTE Band 13 Narrowband

Communication System: UID 0, LTE (FDD) (0); Frequency: 782 MHz; Duty Cycle: 1:1
Phantom section: TCoil Section
DASY5 Configuration:
- Probe: AM1DV3 - 3092; ; Calibrated: 7/9/2015
- Sensor-Surface: 0mm (Fix Surface)
- Electronics: DAE4 Sn1257; Calibrated: 9/16/2015
- Phantom: HAC Test Arch with AMCC; Type: SD HAC P01 BB
- Measurement SW: DASY52, Version 52.8 (7);SEMCAD X Version 14.6.10 (7164)

T-Coil scan (scan for ANSI C63.19-2011 compliance)/UAT_General Scans ch 23230/y (transversal) 4.2mm 50 x 50/ABM Interpolated SNR(x,y,z) (121x121x1): Interpolated grid: dx=1.000 mm, dy=1.000 mm

Signal Type: Audio File (.wav) 48k_voice_1kHz_1s.wav
Output Gain: 100
Measure Window Start: 300ms
Measure Window Length: 1000ms
BWC applied: 0.16 dB
Device Reference Point: 0, 0, -6.3 mm

Cursor:
ABM1/ABM2 = 54.09 dB
ABM1 comp = 5.52 dBA/m
BWC Factor = 0.16 dB
Location: -0.4, -5.4, 3.7 mm



0 dB = 1.000 = 0.00 dB

LTE Band 17 Narrowband

Communication System: UID 0, LTE (FDD) (0); Frequency: 710 MHz;Duty Cycle: 1:1

T-Coil scan (scan for ANSI C63.19-2011 compliance)/UAT_General Scans ch 23790/z (axial) wideband at best S/N/ABM Freq Resp(x,y,z,f) (1x1x1): Measurement grid: dx=10mm, dy=10mm

Signal Type: Audio File (.wav) 48k_voice_300-3000_2s.wav
Output Gain: 100
Measure Window Start: 300ms
Measure Window Length: 2000ms
BWC applied: 10.80 dB
Device Reference Point: 0, 0, -6.3 mm

Category	Telephone parameters WD signal quality [(signal+noise)-to-noise ratio in decibels]
Category T1	0 dB to 10 dB
Category T2	10 dB to 20 dB
Category T3	20 dB to 30 dB
Category T4	> 30 dB

Cursor:
Diff = 1.18 dB
BWC Factor = 10.80 dB
Location: 0, 360, 13 mm

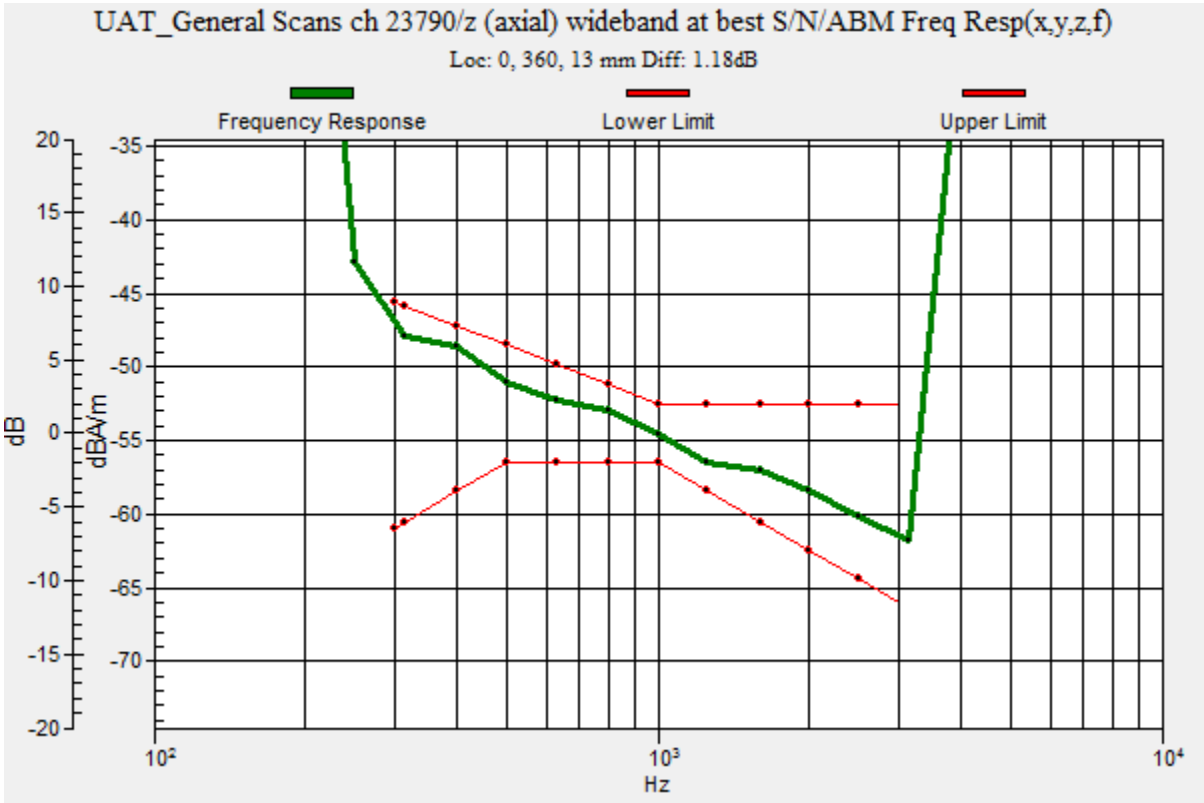

LTE Band 17 Narrowband

Communication System: UID 0, LTE (FDD) (0); Frequency: 710 MHz; Duty Cycle: 1:1
Phantom section: TCoil Section
DASY5 Configuration:
- Probe: AM1DV3 - 3092; ; Calibrated: 7/9/2015
- Sensor-Surface: 0mm (Fix Surface)
- Electronics: DAE4 Sn1257; Calibrated: 9/16/2015
- Phantom: HAC Test Arch with AMCC; Type: SD HAC P01 BB
- Measurement SW: DASY52, Version 52.8 (7);SEMCAD X Version 14.6.10 (7164)

T-Coil scan (scan for ANSI C63.19-2011 compliance)/UAT_General Scans ch 23790/z (axial) 4.2mm 50 x 50/ABM Interpolated SNR(x,y,z) (121x121x1): Interpolated grid: dx=1.000 mm, dy=1.000 mm

Signal Type: Audio File (.wav) 48k_voice_1kHz_1s.wav
Output Gain: 100
Measure Window Start: 300ms
Measure Window Length: 1000ms
BWC applied: 0.16 dB
Device Reference Point: 0, 0, -6.3 mm

Cursor:
ABM1/ABM2 = 55.84 dB
ABM1 comp = 11.31 dBA/m
BWC Factor = 0.16 dB
Location: -0.4, -3.3, 3.7 mm



0 dB = 1.000 = 0.00 dB

LTE Band 17 Narrowband

Communication System: UID 0, LTE (FDD) (0); Frequency: 710 MHz; Duty Cycle: 1:1
Phantom section: TCoil Section
DASY5 Configuration:
- Probe: AM1DV3 - 3092; ; Calibrated: 7/9/2015
- Sensor-Surface: 0mm (Fix Surface)
- Electronics: DAE4 Sn1257; Calibrated: 9/16/2015
- Phantom: HAC Test Arch with AMCC; Type: SD HAC P01 BB
- Measurement SW: DASY52, Version 52.8 (7);SEMCAD X Version 14.6.10 (7164)

T-Coil scan (scan for ANSI C63.19-2011 compliance)/UAT_General Scans ch 23790/y (transversal) 4.2mm 50 x 50/ABM Interpolated SNR(x,y,z) (121x121x1): Interpolated grid: dx=1.000 mm, dy=1.000 mm

Signal Type: Audio File (.wav) 48k_voice_1kHz_1s.wav
Output Gain: 100
Measure Window Start: 300ms
Measure Window Length: 1000ms
BWC applied: 0.16 dB
Device Reference Point: 0, 0, -6.3 mm

Cursor:
ABM1/ABM2 = 54.81 dB
ABM1 comp = 5.50 dBA/m
BWC Factor = 0.16 dB
Location: -0.4, -6.3, 3.7 mm



0 dB = 1.000 = 0.00 dB

LTE Band 25 Narrowband

Communication System: UID 0, LTE (FDD) (0); Frequency: 1882.5 MHz;Duty Cycle: 1:1

T-Coil scan (scan for ANSI C63.19-2011 compliance)/UAT_General Scans ch 26365/z (axial) wideband at best S/N/ABM Freq Resp(x,y,z,f) (1x1x1): Measurement grid: dx=10mm, dy=10mm

Signal Type: Audio File (.wav) 48k_voice_300-3000_2s.wav
Output Gain: 100
Measure Window Start: 300ms
Measure Window Length: 2000ms
BWC applied: 10.80 dB
Device Reference Point: 0, 0, -6.3 mm

Category	Telephone parameters WD signal quality [(signal+noise)-to-noise ratio in decibels]
Category T1	0 dB to 10 dB
Category T2	10 dB to 20 dB
Category T3	20 dB to 30 dB
Category T4	> 30 dB

Cursor:
Diff = 1.67 dB
BWC Factor = 10.80 dB
Location: 0, 360, 13 mm

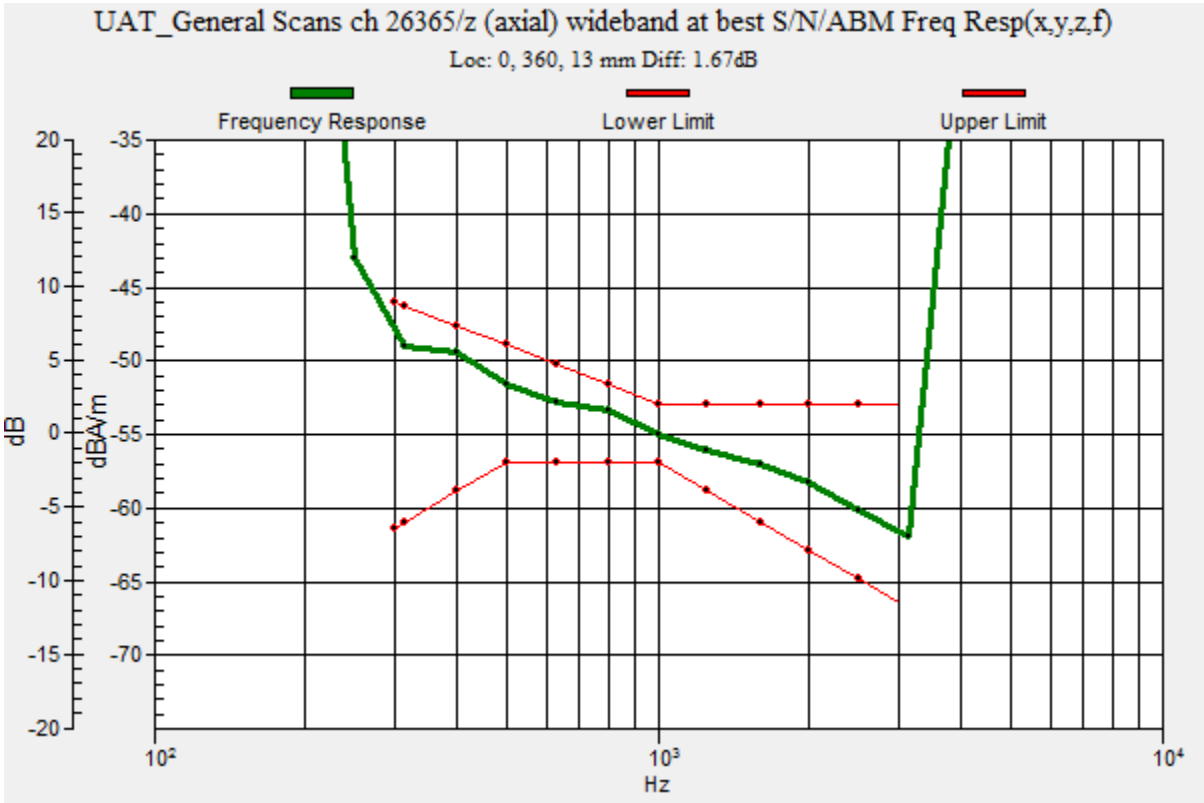

LTE Band 25 Narrowband

Communication System: UID 0, LTE (FDD) (0); Frequency: 1882.5 MHz; Duty Cycle: 1:1
Phantom section: TCoil Section
DASY5 Configuration:
- Probe: AM1DV3 - 3092; ; Calibrated: 7/9/2015
- Sensor-Surface: 0mm (Fix Surface)
- Electronics: DAE4 Sn1257; Calibrated: 9/16/2015
- Phantom: HAC Test Arch with AMCC; Type: SD HAC P01 BB
- Measurement SW: DASY52, Version 52.8 (7);SEMCAD X Version 14.6.10 (7164)

T-Coil scan (scan for ANSI C63.19-2011 compliance)/UAT_General Scans ch 26365/z (axial) 4.2mm 50 x 50/ABM Interpolated SNR(x,y,z) (121x121x1): Interpolated grid: dx=1.000 mm, dy=1.000 mm

Signal Type: Audio File (.wav) 48k_voice_1kHz_1s.wav
Output Gain: 100
Measure Window Start: 300ms
Measure Window Length: 1000ms
BWC applied: 0.16 dB
Device Reference Point: 0, 0, -6.3 mm

Cursor:
ABM1/ABM2 = 55.58 dB
ABM1 comp = 11.40 dBA/m
BWC Factor = 0.16 dB
Location: 0, -2.5, 3.7 mm



0 dB = 1.000 = 0.00 dB

LTE Band 25 Narrowband

Communication System: UID 0, LTE (FDD) (0); Frequency: 1882.5 MHz; Duty Cycle: 1:1
Phantom section: TCoil Section
DASY5 Configuration:
- Probe: AM1DV3 - 3092; ; Calibrated: 7/9/2015
- Sensor-Surface: 0mm (Fix Surface)
- Electronics: DAE4 Sn1257; Calibrated: 9/16/2015
- Phantom: HAC Test Arch with AMCC; Type: SD HAC P01 BB
- Measurement SW: DASY52, Version 52.8 (7);SEMCAD X Version 14.6.10 (7164)

T-Coil scan (scan for ANSI C63.19-2011 compliance)/UAT_General Scans ch 26365/y (transversal) 4.2mm 50 x 50/ABM Interpolated SNR(x,y,z) (121x121x1): Interpolated grid: dx=1.000 mm, dy=1.000 mm
Signal Type: Audio File (.wav) 48k_voice_1kHz_1s.wav
Output Gain: 100
Measure Window Start: 300ms
Measure Window Length: 1000ms
BWC applied: 0.16 dB
Device Reference Point: 0, 0, -6.3 mm

Cursor:
ABM1/ABM2 = 53.92 dB
ABM1 comp = 5.11 dBA/m
BWC Factor = 0.16 dB
Location: 0, -8.8, 3.7 mm

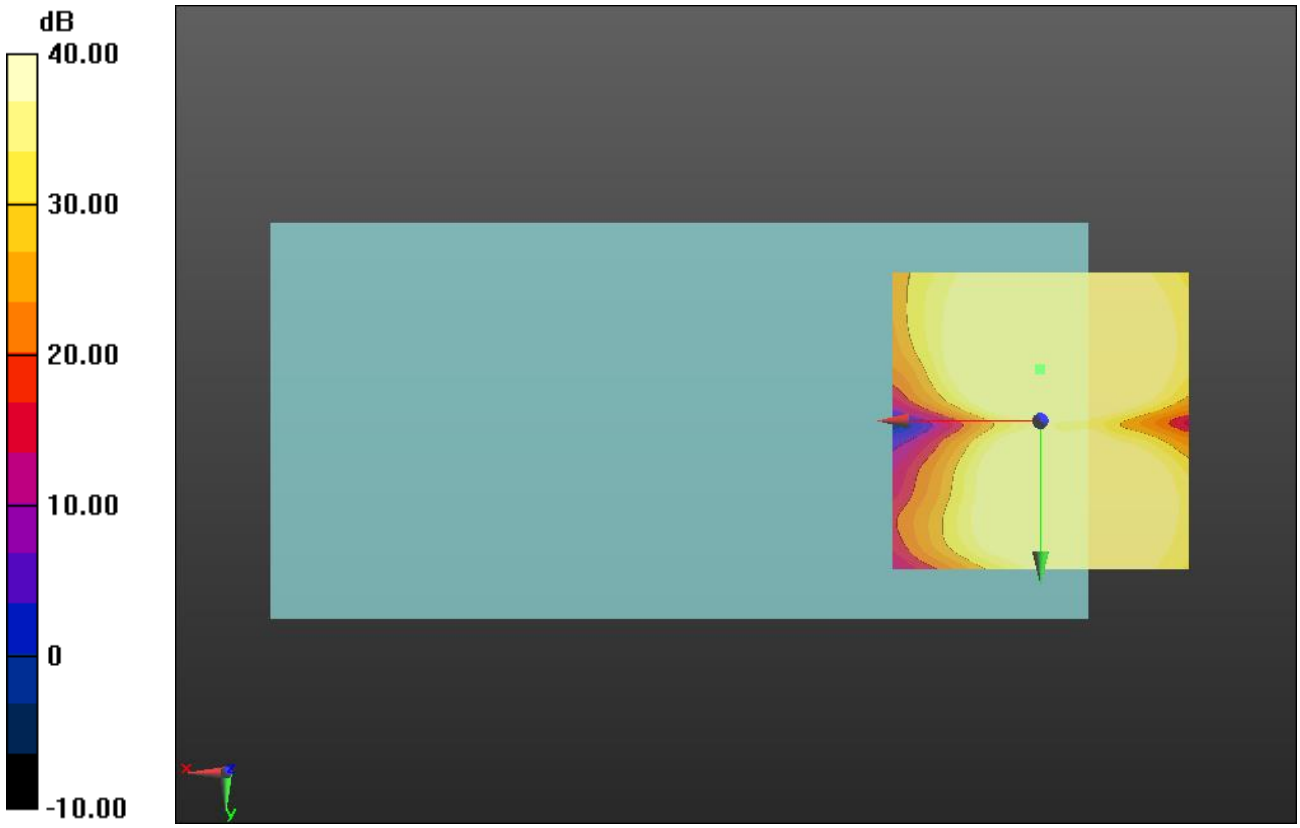

0 dB = 1.000 = 0.00 dB

LTE Band 26 Narrowband

Communication System: UID 0, LTE (FDD) (0); Frequency: 831.5 MHz;Duty Cycle: 1:1

T-Coil scan (scan for ANSI C63.19-2011 compliance)/UAT_General Scans ch 26865/z (axial) wideband at best S/N/ABM Freq Resp(x,y,z,f) (1x1x1): Measurement grid: dx=10mm, dy=10mm

Signal Type: Audio File (.wav) 48k_voice_300-3000_2s.wav
Output Gain: 100
Measure Window Start: 300ms
Measure Window Length: 2000ms
BWC applied: 10.80 dB
Device Reference Point: 0, 0, -6.3 mm

Category	Telephone parameters WD signal quality [(signal+noise)-to-noise ratio in decibels]
Category T1	0 dB to 10 dB
Category T2	10 dB to 20 dB
Category T3	20 dB to 30 dB
Category T4	> 30 dB

Cursor:
Diff = 0.91 dB
BWC Factor = 10.80 dB
Location: 0, 360, 13 mm

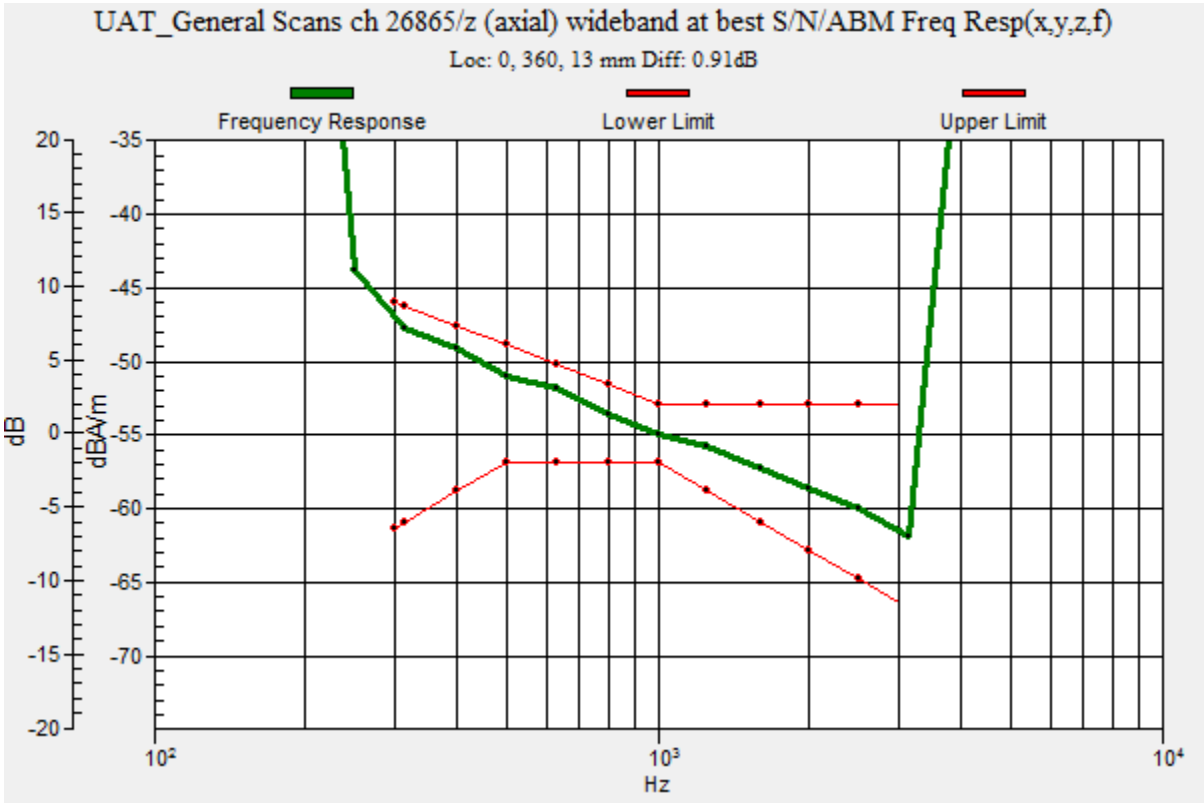

LTE Band 26 Narrowband

Communication System: UID 0, LTE (FDD) (0); Frequency: 831.5 MHz; Duty Cycle: 1:1
Phantom section: TCoil Section
DASY5 Configuration:
- Probe: AM1DV3 - 3092; ; Calibrated: 7/9/2015
- Sensor-Surface: 0mm (Fix Surface)
- Electronics: DAE4 Sn1257; Calibrated: 9/16/2015
- Phantom: HAC Test Arch with AMCC; Type: SD HAC P01 BB
- Measurement SW: DASY52, Version 52.8 (7);SEMCAD X Version 14.6.10 (7164)

T-Coil scan (scan for ANSI C63.19-2011 compliance)/UAT_General Scans ch 26865/z (axial) 4.2mm 50 x 50/ABM Interpolated SNR(x,y,z) (121x121x1): Interpolated grid: dx=1.000 mm, dy=1.000 mm

Signal Type: Audio File (.wav) 48k_voice_1kHz_1s.wav
Output Gain: 100
Measure Window Start: 300ms
Measure Window Length: 1000ms
BWC applied: 0.16 dB
Device Reference Point: 0, 0, -6.3 mm

Cursor:
ABM1/ABM2 = 55.64 dB
ABM1 comp = 10.73 dBA/m
BWC Factor = 0.16 dB
Location: -0.4, -4.2, 3.7 mm



0 dB = 1.000 = 0.00 dB

LTE Band 26 Narrowband

Communication System: UID 0, LTE (FDD) (0); Frequency: 831.5 MHz; Duty Cycle: 1:1
Phantom section: TCoil Section
DASY5 Configuration:
- Probe: AM1DV3 - 3092; ; Calibrated: 7/9/2015
- Sensor-Surface: 0mm (Fix Surface)
- Electronics: DAE4 Sn1257; Calibrated: 9/16/2015
- Phantom: HAC Test Arch with AMCC; Type: SD HAC P01 BB
- Measurement SW: DASY52, Version 52.8 (7);SEMCAD X Version 14.6.10 (7164)

T-Coil scan (scan for ANSI C63.19-2011 compliance)/UAT_General Scans ch 26865/y (transversal) 4.2mm 50 x 50/ABM Interpolated SNR(x,y,z) (121x121x1): Interpolated grid: dx=1.000 mm, dy=1.000 mm

Signal Type: Audio File (.wav) 48k_voice_1kHz_1s.wav
Output Gain: 100
Measure Window Start: 300ms
Measure Window Length: 1000ms
BWC applied: 0.16 dB
Device Reference Point: 0, 0, -6.3 mm

Cursor:
ABM1/ABM2 = 55.86 dB
ABM1 comp = 6.00 dBA/m
BWC Factor = 0.16 dB
Location: 0, -6.7, 3.7 mm



0 dB = 1.000 = 0.00 dB

LTE Band 27 Narrowband

Communication System: UID 0, LTE (FDD) (0); Frequency: 815.5 MHz;Duty Cycle: 1:1

T-Coil scan (scan for ANSI C63.19-2011 compliance)/UAT_General Scans ch 27125/z (axial) wideband at best S/N/ABM Freq Resp(x,y,z,f) (1x1x1): Measurement grid: dx=10mm, dy=10mm

Signal Type: Audio File (.wav) 48k_voice_300-3000_2s.wav
Output Gain: 100
Measure Window Start: 300ms
Measure Window Length: 2000ms
BWC applied: 10.80 dB
Device Reference Point: 0, 0, -6.3 mm

Category	Telephone parameters WD signal quality [(signal+noise)-to-noise ratio in decibels]
Category T1	0 dB to 10 dB
Category T2	10 dB to 20 dB
Category T3	20 dB to 30 dB
Category T4	> 30 dB

Cursor:
Diff = 1.04 dB
BWC Factor = 10.80 dB
Location: 0, 360, 13 mm

LTE Band 27 Narrowband

Communication System: UID 0, LTE (FDD) (0); Frequency: 815.5 MHz; Duty Cycle: 1:1
Phantom section: TCoil Section
DASY5 Configuration:
- Probe: AM1DV3 - 3092; ; Calibrated: 7/9/2015
- Sensor-Surface: 0mm (Fix Surface)
- Electronics: DAE4 Sn1257; Calibrated: 9/16/2015
- Phantom: HAC Test Arch with AMCC; Type: SD HAC P01 BB
- Measurement SW: DASY52, Version 52.8 (7);SEMCAD X Version 14.6.10 (7164)

T-Coil scan (scan for ANSI C63.19-2011 compliance)/UAT_General Scans ch 27125/z (axial) 4.2mm 50 x 50/ABM Interpolated SNR(x,y,z) (121x121x1): Interpolated grid: dx=1.000 mm, dy=1.000 mm

Signal Type: Audio File (.wav) 48k_voice_1kHz_1s.wav
Output Gain: 100
Measure Window Start: 300ms
Measure Window Length: 1000ms
BWC applied: 0.16 dB
Device Reference Point: 0, 0, -6.3 mm

Cursor:
ABM1/ABM2 = 55.97 dB
ABM1 comp = 9.82 dBA/m
BWC Factor = 0.16 dB
Location: -3.7, -3.8, 3.7 mm



0 dB = 1.000 = 0.00 dB

LTE Band 27 Narrowband

Communication System: UID 0, LTE (FDD) (0); Frequency: 815.5 MHz; Duty Cycle: 1:1
Phantom section: TCoil Section
DASY5 Configuration:
- Probe: AM1DV3 - 3092; ; Calibrated: 7/9/2015
- Sensor-Surface: 0mm (Fix Surface)
- Electronics: DAE4 Sn1257; Calibrated: 9/16/2015
- Phantom: HAC Test Arch with AMCC; Type: SD HAC P01 BB
- Measurement SW: DASY52, Version 52.8 (7);SEMCAD X Version 14.6.10 (7164)

T-Coil scan (scan for ANSI C63.19-2011 compliance)/UAT_General Scans ch 27125/y (transversal) 4.2mm 50 x 50/ABM Interpolated SNR(x,y,z) (121x121x1): Interpolated grid: dx=1.000 mm, dy=1.000 mm

Signal Type: Audio File (.wav) 48k_voice_1kHz_1s.wav
Output Gain: 100
Measure Window Start: 300ms
Measure Window Length: 1000ms
BWC applied: 0.16 dB
Device Reference Point: 0, 0, -6.3 mm

Cursor:
ABM1/ABM2 = 55.16 dB
ABM1 comp = 5.84 dBA/m
BWC Factor = 0.16 dB
Location: -0.4, -9.2, 3.7 mm



0 dB = 1.000 = 0.00 dB

LTE Band 30 Narrowband

Communication System: UID 0, LTE (FDD) (0); Frequency: 2310 MHz;Duty Cycle: 1:1

T-Coil scan (scan for ANSI C63.19-2011 compliance)/UAT_General Scans ch 27710/z (axial) wideband at best S/N/ABM Freq Resp(x,y,z,f) (1x1x1): Measurement grid: dx=10mm, dy=10mm

Signal Type: Audio File (.wav) 48k_voice_300-3000_2s.wav
Output Gain: 100
Measure Window Start: 300ms
Measure Window Length: 2000ms
BWC applied: 10.81 dB
Device Reference Point: 0, 0, -6.3 mm

Category	Telephone parameters WD signal quality [(signal+noise)-to-noise ratio in decibels]
Category T1	0 dB to 10 dB
Category T2	10 dB to 20 dB
Category T3	20 dB to 30 dB
Category T4	> 30 dB

Cursor:
Diff = 0.31 dB
BWC Factor = 10.81 dB
Location: -3.2, 0, 3.7 mm

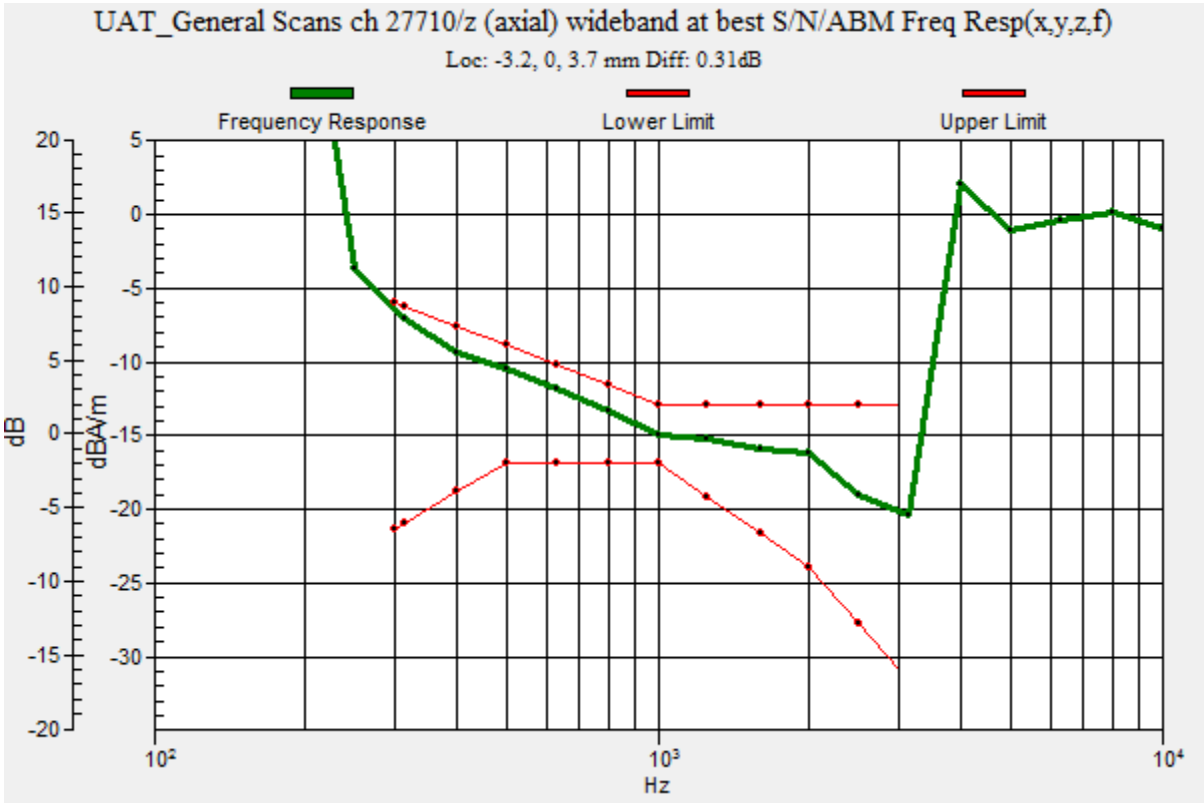

LTE Band 30 Narrowband

Communication System: UID 0, LTE (FDD) (0); Frequency: 2310 MHz; Duty Cycle: 1:1
Phantom section: TCoil Section
DASY5 Configuration:
- Probe: AM1DV3 - 3083; ; Calibrated: 1/26/2016
- Sensor-Surface: 0mm (Fix Surface)
- Electronics: DAE4 Sn1380; Calibrated: 7/13/2015
- Phantom: HAC Test Arch with AMCC; Type: SD HAC P01 BB
- Measurement SW: DASY52, Version 52.8 (7);SEMCAD X Version 14.6.10 (7164)

T-Coil scan (scan for ANSI C63.19-2011 compliance)/UAT_General Scans ch 27710/z (axial) 4.2mm 50 x 50/ABM Interpolated SNR(x,y,z) (121x121x1): Interpolated grid: dx=1.000 mm, dy=1.000 mm

Signal Type: Audio File (.wav) 48k_voice_1kHz_1s.wav
Output Gain: 100
Measure Window Start: 300ms
Measure Window Length: 1000ms
BWC applied: 0.16 dB
Device Reference Point: 0, 0, -6.3 mm

Cursor:
ABM1/ABM2 = 53.71 dB
ABM1 comp = 13.00 dBA/m
BWC Factor = 0.16 dB
Location: -3.3, 0, 3.7 mm



0 dB = 1.000 = 0.00 dB

LTE Band 30 Narrowband

Communication System: UID 0, LTE (FDD) (0); Frequency: 2310 MHz; Duty Cycle: 1:1
Phantom section: TCoil Section
DASY5 Configuration:
- Probe: AM1DV3 - 3083; ; Calibrated: 1/26/2016
- Sensor-Surface: 0mm (Fix Surface)
- Electronics: DAE4 Sn1380; Calibrated: 7/13/2015
- Phantom: HAC Test Arch with AMCC; Type: SD HAC P01 BB
- Measurement SW: DASY52, Version 52.8 (7);SEMCAD X Version 14.6.10 (7164)

T-Coil scan (scan for ANSI C63.19-2011 compliance)/UAT_General Scans ch 27710/y (transversal) 4.2mm 50 x 50/ABM Interpolated SNR(x,y,z) (121x121x1): Interpolated grid: dx=1.000 mm, dy=1.000 mm

Signal Type: Audio File (.wav) 48k_voice_1kHz_1s.wav
Output Gain: 100
Measure Window Start: 300ms
Measure Window Length: 1000ms
BWC applied: 0.16 dB
Device Reference Point: 0, 0, -6.3 mm

Cursor:
ABM1/ABM2 = 49.46 dB
ABM1 comp = 4.79 dBA/m
BWC Factor = 0.16 dB
Location: 0, -8.3, 3.7 mm



0 dB = 1.000 = 0.00 dB

LTE Band 41 Narrowband

Communication System: UID 0, LTE (TDD) (0); Frequency: 2593 MHz;Duty Cycle: 1:1.59956

T-Coil scan (scan for ANSI C63.19-2011 compliance)/UAT_General Scans ch 40620/z (axial) wideband at best S/N/ABM Freq Resp(x,y,z,f) (1x1x1): Measurement grid: dx=10mm, dy=10mm

Signal Type: Audio File (.wav) 48k_voice_300-3000_2s.wav
Output Gain: 100
Measure Window Start: 300ms
Measure Window Length: 2000ms
BWC applied: 10.81 dB
Device Reference Point: 0, 0, -6.3 mm

Category	Telephone parameters WD signal quality [(signal+noise)-to-noise ratio in decibels]
Category T1	0 dB to 10 dB
Category T2	10 dB to 20 dB
Category T3	20 dB to 30 dB
Category T4	> 30 dB

Cursor:
Diff = 0.88 dB
BWC Factor = 10.81 dB
Location: 0, 360, 13 mm

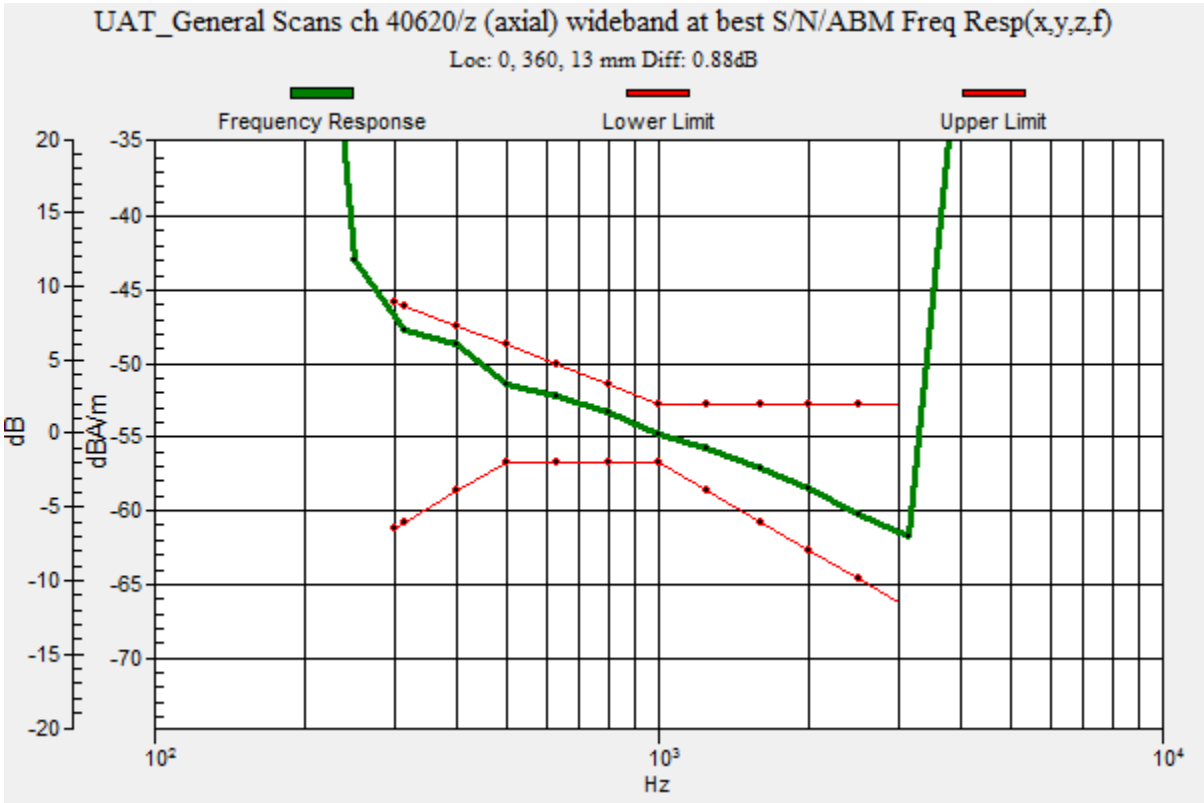

LTE Band 41 Narrowband

Communication System: UID 0, LTE (TDD) (0); Frequency: 2593 MHz; Duty Cycle: 1:1.59956
Phantom section: TCoil Section
DASY5 Configuration:
- Probe: AM1DV3 - 3092; ; Calibrated: 7/9/2015
- Sensor-Surface: 0mm (Fix Surface)
- Electronics: DAE4 Sn1257; Calibrated: 9/16/2015
- Phantom: HAC Test Arch with AMCC; Type: SD HAC P01 BB
- Measurement SW: DASY52, Version 52.8 (7);SEMCAD X Version 14.6.10 (7164)

T-Coil scan (scan for ANSI C63.19-2011 compliance)/UAT_General Scans ch 40620/z (axial) 4.2mm 50 x 50/ABM Interpolated SNR(x,y,z) (121x121x1): Interpolated grid: dx=1.000 mm, dy=1.000 mm

Signal Type: Audio File (.wav) 48k_voice_1kHz_1s.wav
Output Gain: 100
Measure Window Start: 300ms
Measure Window Length: 1000ms
BWC applied: 0.17 dB
Device Reference Point: 0, 0, -6.3 mm

Cursor:
ABM1/ABM2 = 55.04 dB
ABM1 comp = 10.97 dBA/m
BWC Factor = 0.17 dB
Location: 0, -4.2, 3.7 mm



0 dB = 1.000 = 0.00 dB

LTE Band 41 Narrowband

Communication System: UID 0, LTE (TDD) (0); Frequency: 2593 MHz; Duty Cycle: 1:1.59956
Phantom section: TCoil Section
DASY5 Configuration:
- Probe: AM1DV3 - 3092; ; Calibrated: 7/9/2015
- Sensor-Surface: 0mm (Fix Surface)
- Electronics: DAE4 Sn1257; Calibrated: 9/16/2015
- Phantom: HAC Test Arch with AMCC; Type: SD HAC P01 BB
- Measurement SW: DASY52, Version 52.8 (7);SEMCAD X Version 14.6.10 (7164)

T-Coil scan (scan for ANSI C63.19-2011 compliance)/UAT_General Scans ch 40620/y (transversal) 4.2mm 50 x 50/ABM Interpolated SNR(x,y,z) (121x121x1): Interpolated grid: dx=1.000 mm, dy=1.000 mm

Signal Type: Audio File (.wav) 48k_voice_1kHz_1s.wav
Output Gain: 100
Measure Window Start: 300ms
Measure Window Length: 1000ms
BWC applied: 0.17 dB
Device Reference Point: 0, 0, -6.3 mm

Cursor:
ABM1/ABM2 = 52.17 dB
ABM1 comp = 4.88 dBA/m
BWC Factor = 0.17 dB
Location: -2.1, -8.8, 3.7 mm

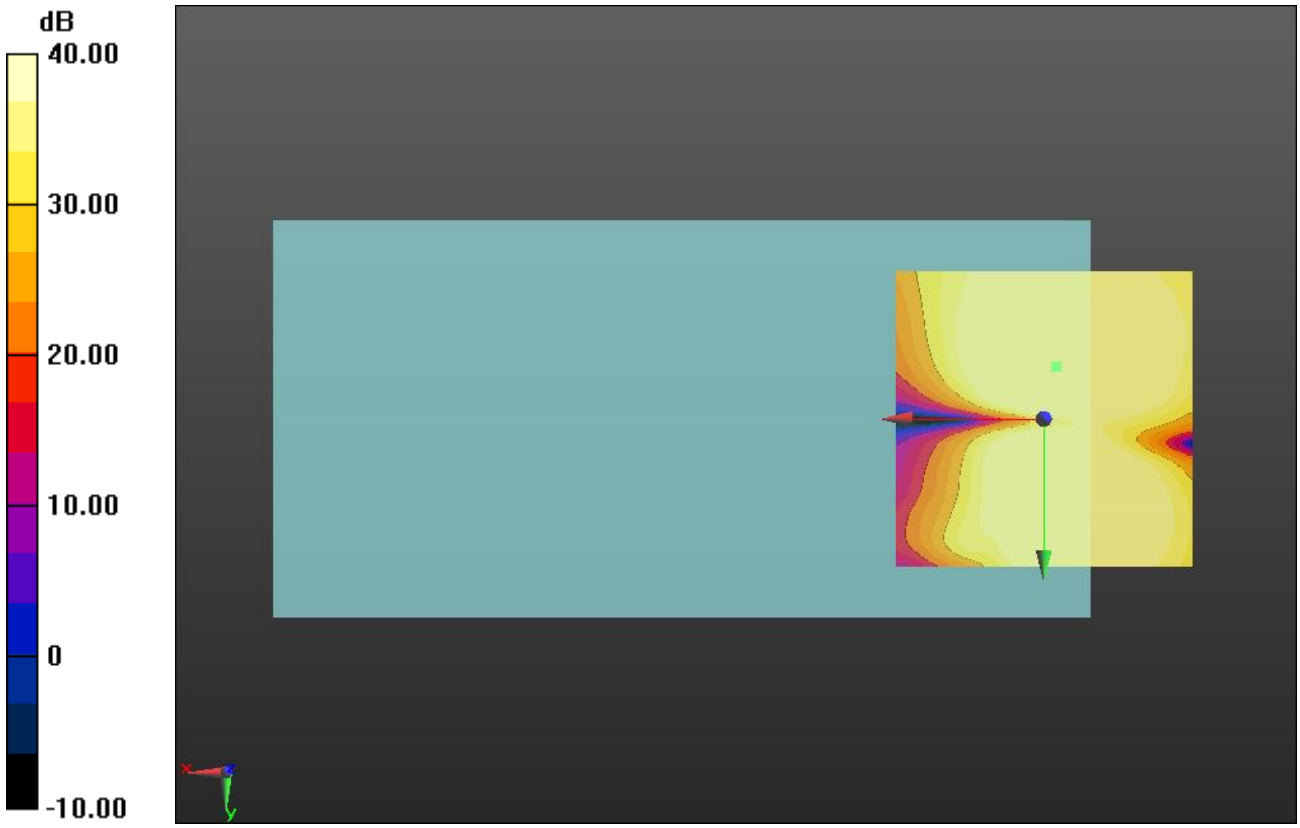

0 dB = 1.000 = 0.00 dB

LTE Band 2 Wideband

Communication System: UID 0, LTE (FDD) (0); Frequency: 1880 MHz;Duty Cycle: 1:1

T-Coil scan (scan for ANSI C63.19-2011 compliance)/UAT_General Scans ch 18900/z (axial) wideband at best S/N/ABM Freq Resp(x,y,z,f) (1x1x1): Measurement grid: dx=10mm, dy=10mm

Signal Type: Audio File (.wav) 48k_voice_300-3000_2s.wav
Output Gain: 100
Measure Window Start: 300ms
Measure Window Length: 2000ms
BWC applied: 10.80 dB
Device Reference Point: 0, 0, -6.3 mm

Category	Telephone parameters WD signal quality [(signal+noise)-to-noise ratio in decibels]
Category T1	0 dB to 10 dB
Category T2	10 dB to 20 dB
Category T3	20 dB to 30 dB
Category T4	> 30 dB

Cursor:
Diff = 1.22 dB
BWC Factor = 10.80 dB
Location: 0, 360, 13 mm

LTE Band 2 Wideband

Communication System: UID 0, LTE (FDD) (0); Frequency: 1880 MHz; Duty Cycle: 1:1
Phantom section: TCoil Section
DASY5 Configuration:
- Probe: AM1DV3 - 3092; ; Calibrated: 7/9/2015
- Sensor-Surface: 0mm (Fix Surface)
- Electronics: DAE4 Sn1257; Calibrated: 9/16/2015
- Phantom: HAC Test Arch with AMCC; Type: SD HAC P01 BB
- Measurement SW: DASY52, Version 52.8 (7);SEMCAD X Version 14.6.10 (7164)

T-Coil scan (scan for ANSI C63.19-2011 compliance)/UAT_General Scans ch 18900/z (axial) 4.2mm 50 x 50/ABM Interpolated SNR(x,y,z) (121x121x1): Interpolated grid: dx=1.000 mm, dy=1.000 mm

Signal Type: Audio File (.wav) 48k_voice_1kHz_1s.wav
Output Gain: 100
Measure Window Start: 300ms
Measure Window Length: 1000ms
BWC applied: 0.16 dB
Device Reference Point: 0, 0, -6.3 mm

Cursor:
ABM1/ABM2 = 44.88 dB
ABM1 comp = 1.28 dBA/m
BWC Factor = 0.16 dB
Location: -2.9, 4.2, 3.7 mm



0 dB = 1.000 = 0.00 dB

LTE Band 2 Wideband

Communication System: UID 0, LTE (FDD) (0); Frequency: 1880 MHz; Duty Cycle: 1:1
Phantom section: TCoil Section
DASY5 Configuration:
- Probe: AM1DV3 - 3092; ; Calibrated: 7/9/2015
- Sensor-Surface: 0mm (Fix Surface)
- Electronics: DAE4 Sn1257; Calibrated: 9/16/2015
- Phantom: HAC Test Arch with AMCC; Type: SD HAC P01 BB
- Measurement SW: DASY52, Version 52.8 (7);SEMCAD X Version 14.6.10 (7164)

T-Coil scan (scan for ANSI C63.19-2011 compliance)/UAT_General Scans ch 18900/y (transversal) 4.2mm 50 x 50/ABM Interpolated SNR(x,y,z) (121x121x1): Interpolated grid: dx=1.000 mm, dy=1.000 mm
Signal Type: Audio File (.wav) 48k_voice_1kHz_1s.wav
Output Gain: 100
Measure Window Start: 300ms
Measure Window Length: 1000ms
BWC applied: 0.16 dB
Device Reference Point: 0, 0, -6.3 mm

Cursor:
ABM1/ABM2 = 44.73 dB
ABM1 comp = -4.56 dBA/m
BWC Factor = 0.16 dB
Location: -0.8, -5.4, 3.7 mm



0 dB = 1.000 = 0.00 dB

LTE Band 4 Wideband

Communication System: UID 0, LTE (FDD) (0); Frequency: 1732.5 MHz;Duty Cycle: 1:1

T-Coil scan (scan for ANSI C63.19-2011 compliance)/UAT_General Scans ch 20175/z (axial) wideband at best S/N/ABM Freq Resp(x,y,z,f) (1x1x1): Measurement grid: dx=10mm, dy=10mm

Signal Type: Audio File (.wav) 48k_voice_300-3000_2s.wav
Output Gain: 100
Measure Window Start: 300ms
Measure Window Length: 2000ms
BWC applied: 10.80 dB
Device Reference Point: 0, 0, -6.3 mm

Category	Telephone parameters WD signal quality [(signal+noise)-to-noise ratio in decibels]
Category T1	0 dB to 10 dB
Category T2	10 dB to 20 dB
Category T3	20 dB to 30 dB
Category T4	> 30 dB

Cursor:
Diff = 0.88 dB
BWC Factor = 10.80 dB
Location: 0, 360, 13 mm

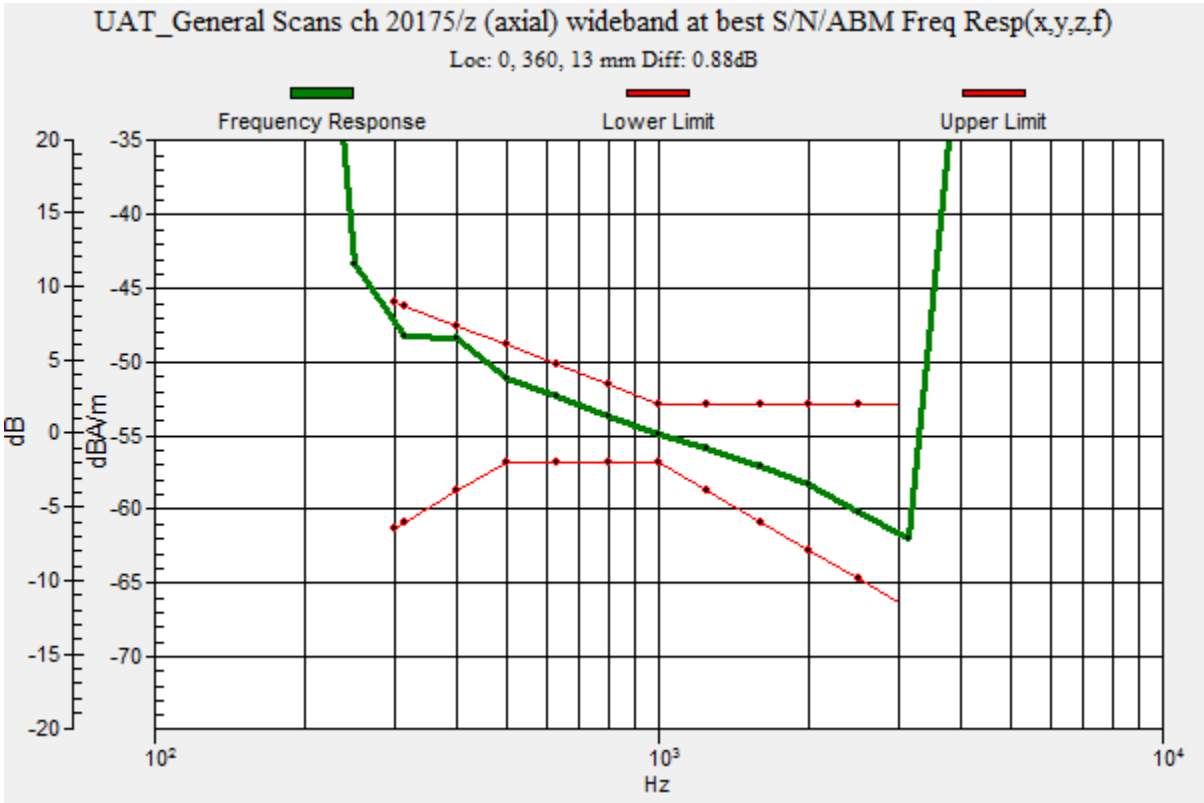

LTE Band 4 Wideband

Communication System: UID 0, LTE (FDD) (0); Frequency: 1732.5 MHz; Duty Cycle: 1:1
Phantom section: TCoil Section
DASY5 Configuration:
- Probe: AM1DV3 - 3092; ; Calibrated: 7/9/2015
- Sensor-Surface: 0mm (Fix Surface)
- Electronics: DAE4 Sn1257; Calibrated: 9/16/2015
- Phantom: HAC Test Arch with AMCC; Type: SD HAC P01 BB
- Measurement SW: DASY52, Version 52.8 (7);SEMCAD X Version 14.6.10 (7164)

T-Coil scan (scan for ANSI C63.19-2011 compliance)/UAT_General Scans ch 20175/z (axial) 4.2mm 50 x 50/ABM Interpolated SNR(x,y,z) (121x121x1): Interpolated grid: dx=1.000 mm, dy=1.000 mm
Signal Type: Audio File (.wav) 48k_voice_1kHz_1s.wav
Output Gain: 100
Measure Window Start: 300ms
Measure Window Length: 1000ms
BWC applied: 0.16 dB
Device Reference Point: 0, 0, -6.3 mm

Cursor:
ABM1/ABM2 = 44.31 dB
ABM1 comp = 3.20 dBA/m
BWC Factor = 0.16 dB
Location: 0, 3.3, 3.7 mm

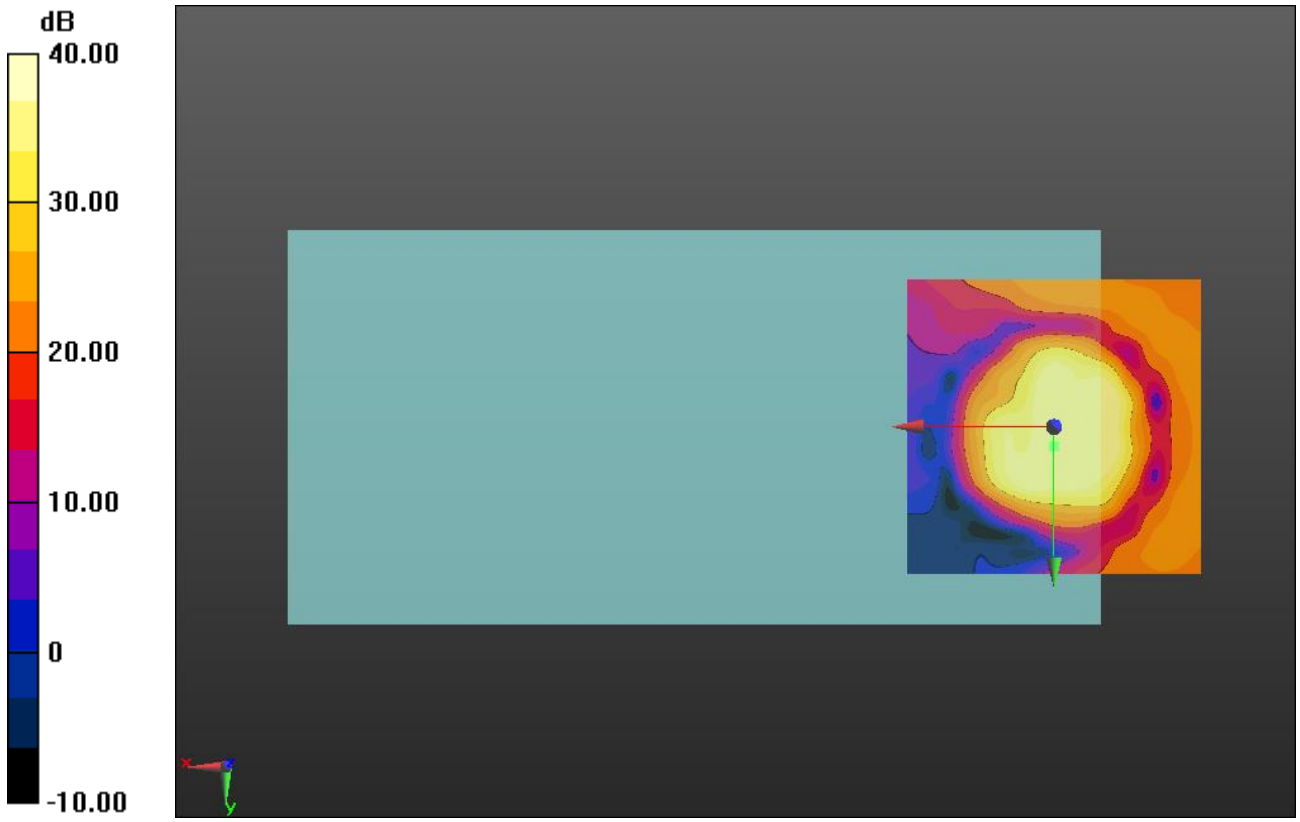

0 dB = 1.000 = 0.00 dB

LTE Band 4 Wideband

Communication System: UID 0, LTE (FDD) (0); Frequency: 1732.5 MHz; Duty Cycle: 1:1
Phantom section: TCoil Section
DASY5 Configuration:
- Probe: AM1DV3 - 3092; ; Calibrated: 7/9/2015
- Sensor-Surface: 0mm (Fix Surface)
- Electronics: DAE4 Sn1257; Calibrated: 9/16/2015
- Phantom: HAC Test Arch with AMCC; Type: SD HAC P01 BB
- Measurement SW: DASY52, Version 52.8 (7);SEMCAD X Version 14.6.10 (7164)

T-Coil scan (scan for ANSI C63.19-2011 compliance)/UAT_General Scans ch 20175/y (transversal) 4.2mm 50 x 50/ABM Interpolated SNR(x,y,z) (121x121x1): Interpolated grid: dx=1.000 mm, dy=1.000 mm
Signal Type: Audio File (.wav) 48k_voice_1kHz_1s.wav
Output Gain: 100
Measure Window Start: 300ms
Measure Window Length: 1000ms
BWC applied: 0.16 dB
Device Reference Point: 0, 0, -6.3 mm

Cursor:
ABM1/ABM2 = 45.59 dB
ABM1 comp = -4.40 dBA/m
BWC Factor = 0.16 dB
Location: 0, -6.7, 3.7 mm



0 dB = 1.000 = 0.00 dB

LTE Band 5 Wideband

Communication System: UID 0, LTE (FDD) (0); Frequency: 836.5 MHz;Duty Cycle: 1:1

T-Coil scan (scan for ANSI C63.19-2011 compliance)/UAT_General Scans ch 20525/z (axial) wideband at best S/N/ABM Freq Resp(x,y,z,f) (1x1x1): Measurement grid: dx=10mm, dy=10mm

Signal Type: Audio File (.wav) 48k_voice_300-3000_2s.wav
Output Gain: 100
Measure Window Start: 300ms
Measure Window Length: 2000ms
BWC applied: 10.80 dB
Device Reference Point: 0, 0, -6.3 mm

Category	Telephone parameters WD signal quality [(signal+noise)-to-noise ratio in decibels]
Category T1	0 dB to 10 dB
Category T2	10 dB to 20 dB
Category T3	20 dB to 30 dB
Category T4	> 30 dB

Cursor:
Diff = 2.00 dB
BWC Factor = 10.80 dB
Location: 0, 360, 13 mm

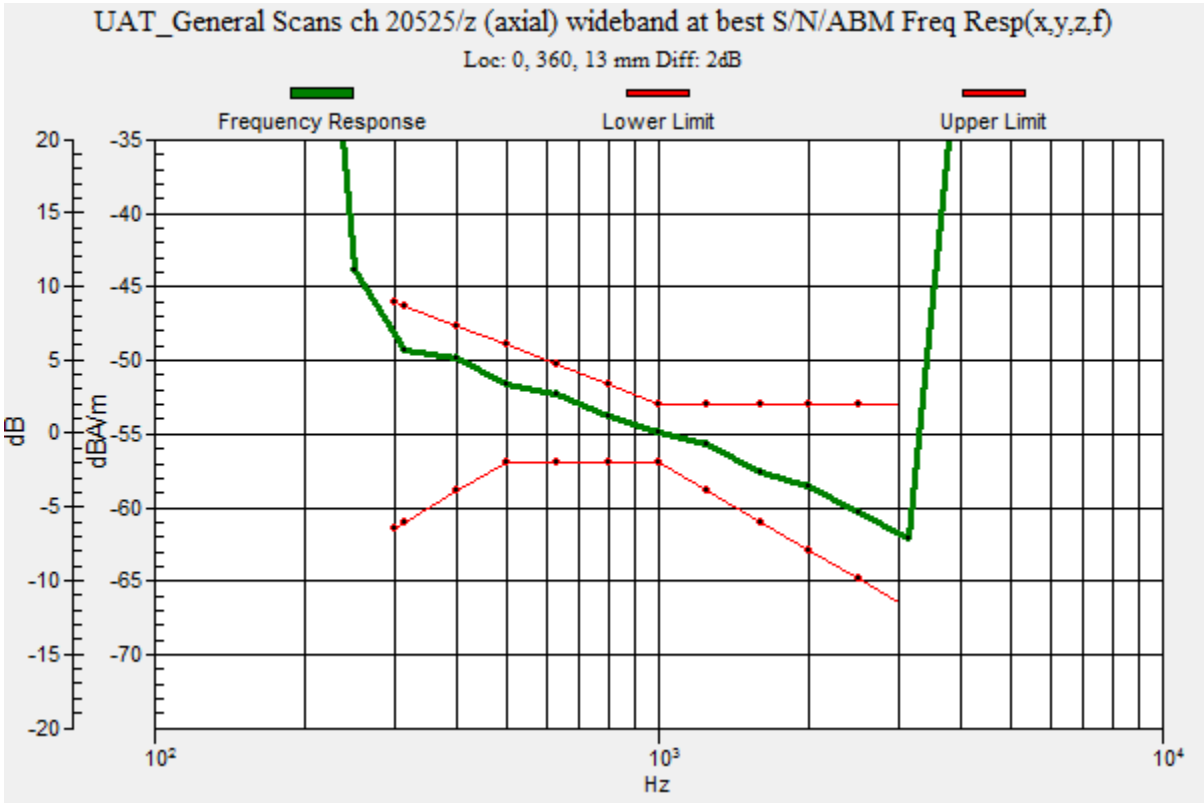

LTE Band 5 Wideband

Communication System: UID 0, LTE (FDD) (0); Frequency: 836.5 MHz; Duty Cycle: 1:1
Phantom section: TCoil Section
DASY5 Configuration:
- Probe: AM1DV3 - 3092; ; Calibrated: 7/9/2015
- Sensor-Surface: 0mm (Fix Surface)
- Electronics: DAE4 Sn1257; Calibrated: 9/16/2015
- Phantom: HAC Test Arch with AMCC; Type: SD HAC P01 BB
- Measurement SW: DASY52, Version 52.8 (7);SEMCAD X Version 14.6.10 (7164)

T-Coil scan (scan for ANSI C63.19-2011 compliance)/UAT_General Scans ch 20525/z (axial) 4.2mm 50 x 50/ABM Interpolated SNR(x,y,z) (121x121x1): Interpolated grid: dx=1.000 mm, dy=1.000 mm

Signal Type: Audio File (.wav) 48k_voice_1kHz_1s.wav
Output Gain: 100
Measure Window Start: 300ms
Measure Window Length: 1000ms
BWC applied: 0.16 dB
Device Reference Point: 0, 0, -6.3 mm

Cursor:
ABM1/ABM2 = 44.61 dB
ABM1 comp = 1.11 dBA/m
BWC Factor = 0.16 dB
Location: -3.3, 3.7, 3.7 mm



0 dB = 1.000 = 0.00 dB

LTE Band 5 Wideband

Communication System: UID 0, LTE (FDD) (0); Frequency: 836.5 MHz; Duty Cycle: 1:1
Phantom section: TCoil Section
DASY5 Configuration:
- Probe: AM1DV3 - 3092; ; Calibrated: 7/9/2015
- Sensor-Surface: 0mm (Fix Surface)
- Electronics: DAE4 Sn1257; Calibrated: 9/16/2015
- Phantom: HAC Test Arch with AMCC; Type: SD HAC P01 BB
- Measurement SW: DASY52, Version 52.8 (7);SEMCAD X Version 14.6.10 (7164)

T-Coil scan (scan for ANSI C63.19-2011 compliance)/UAT_General Scans ch 20525/y (transversal) 4.2mm 50 x 50/ABM Interpolated SNR(x,y,z) (121x121x1): Interpolated grid: dx=1.000 mm, dy=1.000 mm

Signal Type: Audio File (.wav) 48k_voice_1kHz_1s.wav
Output Gain: 100
Measure Window Start: 300ms
Measure Window Length: 1000ms
BWC applied: 0.16 dB
Device Reference Point: 0, 0, -6.3 mm

Cursor:
ABM1/ABM2 = 45.97 dB
ABM1 comp = -4.13 dBA/m
BWC Factor = 0.16 dB
Location: -0.4, -5.4, 3.7 mm



0 dB = 1.000 = 0.00 dB

LTE Band 7 Wideband

Communication System: UID 0, LTE (FDD) (0); Frequency: 2535 MHz;Duty Cycle: 1:1

T-Coil scan (scan for ANSI C63.19-2011 compliance)/UAT_General Scans ch 21100/z (axial) wideband at best S/N/ABM Freq Resp(x,y,z,f) (1x1x1): Measurement grid: dx=10mm, dy=10mm

Signal Type: Audio File (.wav) 48k_voice_300-3000_2s.wav
Output Gain: 100
Measure Window Start: 300ms
Measure Window Length: 2000ms
BWC applied: 10.81 dB
Device Reference Point: 0, 0, -6.3 mm

Category	Telephone parameters WD signal quality [(signal+noise)-to-noise ratio in decibels]
Category T1	0 dB to 10 dB
Category T2	10 dB to 20 dB
Category T3	20 dB to 30 dB
Category T4	> 30 dB

Cursor:
Diff = 0.92 dB
BWC Factor = 10.81 dB
Location: 0, 360, 13 mm

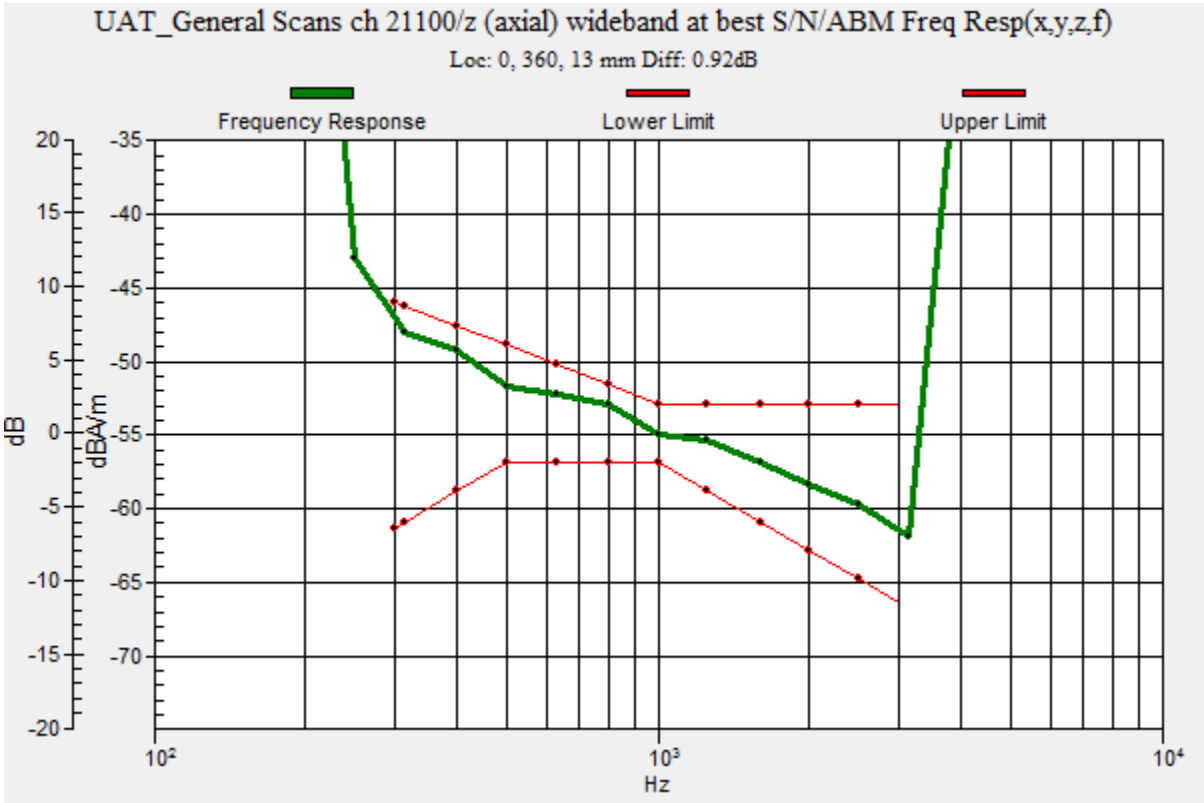

LTE Band 7 Wideband

Communication System: UID 0, LTE (FDD) (0); Frequency: 2535 MHz; Duty Cycle: 1:1
Phantom section: TCoil Section
DASY5 Configuration:
- Probe: AM1DV3 - 3092; ; Calibrated: 7/9/2015
- Sensor-Surface: 0mm (Fix Surface)
- Electronics: DAE4 Sn1257; Calibrated: 9/16/2015
- Phantom: HAC Test Arch with AMCC; Type: SD HAC P01 BB
- Measurement SW: DASY52, Version 52.8 (7);SEMCAD X Version 14.6.10 (7164)

T-Coil scan (scan for ANSI C63.19-2011 compliance)/UAT_General Scans ch 21100/z (axial) 4.2mm 50 x 50/ABM Interpolated SNR(x,y,z) (121x121x1): Interpolated grid: dx=1.000 mm, dy=1.000 mm

Signal Type: Audio File (.wav) 48k_voice_1kHz_1s.wav
Output Gain: 100
Measure Window Start: 300ms
Measure Window Length: 1000ms
BWC applied: 0.17 dB
Device Reference Point: 0, 0, -6.3 mm

Cursor:
ABM1/ABM2 = 44.59 dB
ABM1 comp = 0.17 dBA/m
BWC Factor = 0.17 dB
Location: -3.3, 4.2, 3.7 mm

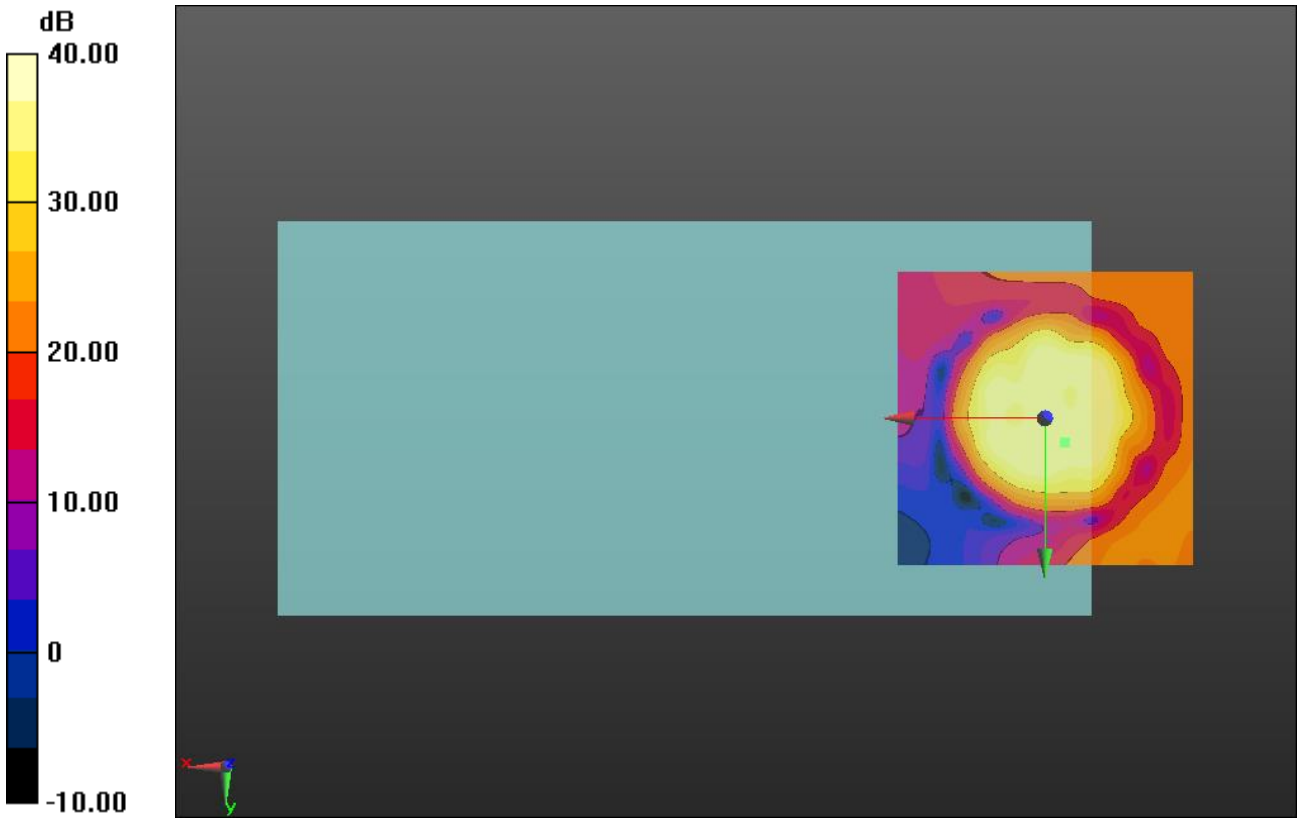

0 dB = 1.000 = 0.00 dB

LTE Band 7 Wideband

Communication System: UID 0, LTE (FDD) (0); Frequency: 2535 MHz; Duty Cycle: 1:1
Phantom section: TCoil Section
DASY5 Configuration:
- Probe: AM1DV3 - 3092; ; Calibrated: 7/9/2015
- Sensor-Surface: 0mm (Fix Surface)
- Electronics: DAE4 Sn1257; Calibrated: 9/16/2015
- Phantom: HAC Test Arch with AMCC; Type: SD HAC P01 BB
- Measurement SW: DASY52, Version 52.8 (7);SEMCAD X Version 14.6.10 (7164)

T-Coil scan (scan for ANSI C63.19-2011 compliance)/UAT_General Scans ch 21100/y (transversal) 4.2mm 50 x 50/ABM Interpolated SNR(x,y,z) (121x121x1): Interpolated grid: dx=1.000 mm, dy=1.000 mm
Signal Type: Audio File (.wav) 48k_voice_1kHz_1s.wav
Output Gain: 100
Measure Window Start: 300ms
Measure Window Length: 1000ms
BWC applied: 0.17 dB
Device Reference Point: 0, 0, -6.3 mm

Cursor:
ABM1/ABM2 = 42.97 dB
ABM1 comp = -5.04 dBA/m
BWC Factor = 0.17 dB
Location: -0.4, -8.3, 3.7 mm

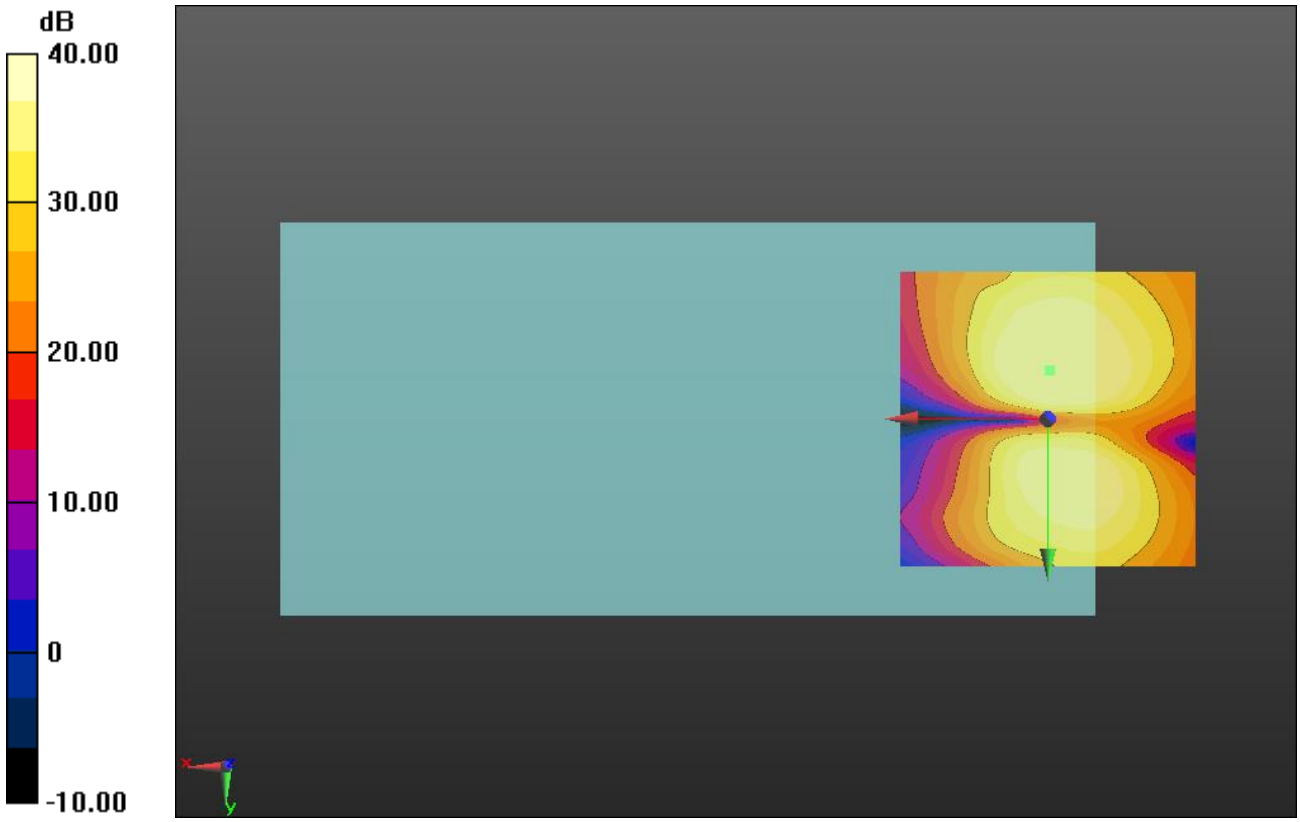

0 dB = 1.000 = 0.00 dB

LTE Band 12 Wideband

Communication System: UID 0, LTE (FDD) (0); Frequency: 707.5 MHz;Duty Cycle: 1:1

T-Coil scan (scan for ANSI C63.19-2011 compliance)/UAT_General Scans ch 23095/z (axial) wideband at best S/N/ABM Freq Resp(x,y,z,f) (1x1x1): Measurement grid: dx=10mm, dy=10mm

Signal Type: Audio File (.wav) 48k_voice_300-3000_2s.wav
Output Gain: 100
Measure Window Start: 300ms
Measure Window Length: 2000ms
BWC applied: 10.80 dB
Device Reference Point: 0, 0, -6.3 mm

Category	Telephone parameters WD signal quality [(signal+noise)-to-noise ratio in decibels]
Category T1	0 dB to 10 dB
Category T2	10 dB to 20 dB
Category T3	20 dB to 30 dB
Category T4	> 30 dB

Cursor:
Diff = 1.30 dB
BWC Factor = 10.80 dB
Location: 0, 360, 13 mm

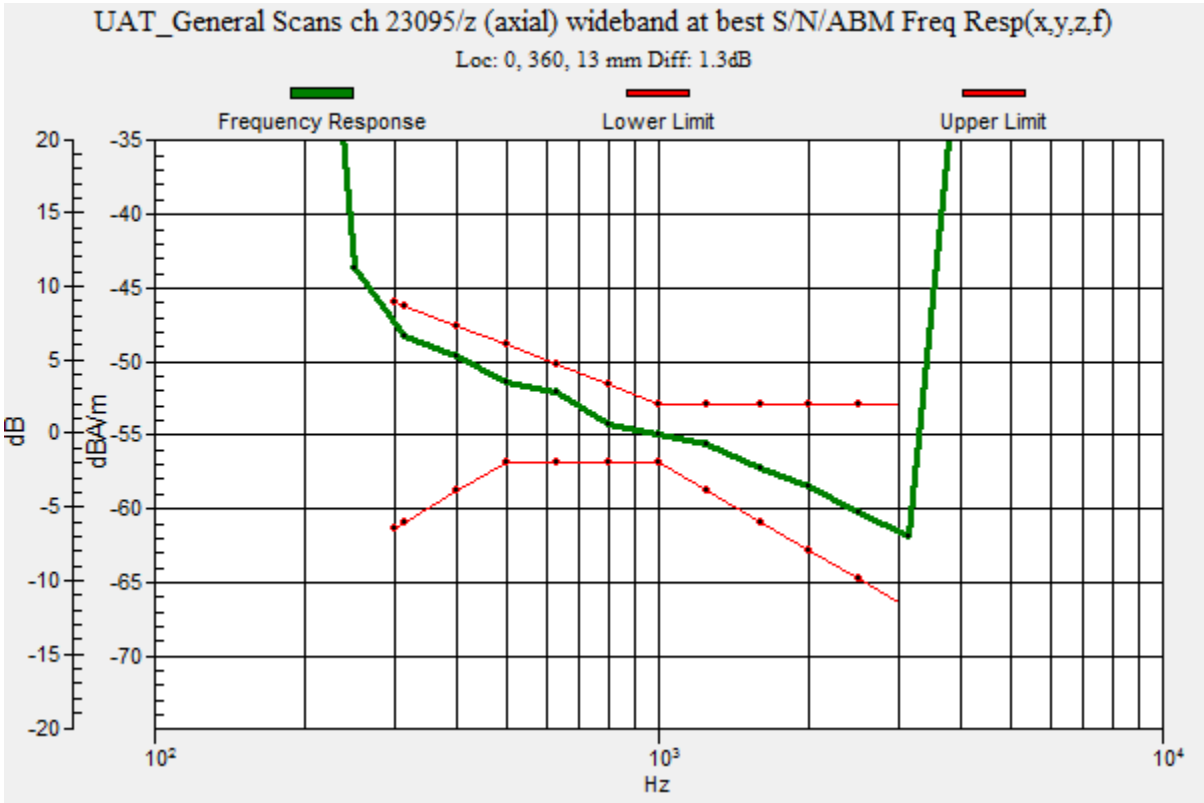

LTE Band 12 Wideband

Communication System: UID 0, LTE (FDD) (0); Frequency: 707.5 MHz; Duty Cycle: 1:1
Phantom section: TCoil Section
DASY5 Configuration:
- Probe: AM1DV3 - 3083; ; Calibrated: 1/26/2016
- Sensor-Surface: 0mm (Fix Surface)
- Electronics: DAE4 Sn1257; Calibrated: 9/16/2015
- Phantom: HAC Test Arch with AMCC; Type: SD HAC P01 BB
- Measurement SW: DASY52, Version 52.8 (7);SEMCAD X Version 14.6.10 (7164)

T-Coil scan (scan for ANSI C63.19-2011 compliance)/UAT_General Scans ch 23095/z (axial) 4.2mm 50 x 50/ABM Interpolated SNR(x,y,z) (121x121x1): Interpolated grid: dx=1.000 mm, dy=1.000 mm
Signal Type: Audio File (.wav) 48k_voice_1kHz_1s.wav
Output Gain: 100
Measure Window Start: 300ms
Measure Window Length: 1000ms
BWC applied: 0.16 dB
Device Reference Point: 0, 0, -6.3 mm

Cursor:
ABM1/ABM2 = 54.38 dB
ABM1 comp = 6.20 dBA/m
BWC Factor = 0.16 dB
Location: -1.7, 0, 3.7 mm



0 dB = 1.000 = 0.00 dB

LTE Band 12 Wideband

Communication System: UID 0, LTE (FDD) (0); Frequency: 707.5 MHz; Duty Cycle: 1:1
Phantom section: TCoil Section
DASY5 Configuration:
- Probe: AM1DV3 - 3083; ; Calibrated: 1/26/2016
- Sensor-Surface: 0mm (Fix Surface)
- Electronics: DAE4 Sn1257; Calibrated: 9/16/2015
- Phantom: HAC Test Arch with AMCC; Type: SD HAC P01 BB
- Measurement SW: DASY52, Version 52.8 (7);SEMCAD X Version 14.6.10 (7164)

T-Coil scan (scan for ANSI C63.19-2011 compliance)/UAT_General Scans ch 23095/y (transversal) 4.2mm 50 x 50/ABM Interpolated SNR(x,y,z) (121x121x1): Interpolated grid: dx=1.000 mm, dy=1.000 mm

Signal Type: Audio File (.wav) 48k_voice_1kHz_1s.wav
Output Gain: 100
Measure Window Start: 300ms
Measure Window Length: 1000ms
BWC applied: 0.16 dB
Device Reference Point: 0, 0, -6.3 mm

Cursor:
ABM1/ABM2 = 46.78 dB
ABM1 comp = -5.88 dBA/m
BWC Factor = 0.16 dB
Location: -4.2, -8.3, 3.7 mm



0 dB = 1.000 = 0.00 dB

LTE Band 13 Wideband

Communication System: UID 0, LTE (FDD) (0); Frequency: 782 MHz;Duty Cycle: 1:1

T-Coil scan (scan for ANSI C63.19-2011 compliance)/UAT_General Scans ch 23230/z (axial) wideband at best S/N/ABM Freq Resp(x,y,z,f) (1x1x1): Measurement grid: dx=10mm, dy=10mm

Signal Type: Audio File (.wav) 48k_voice_300-3000_2s.wav
Output Gain: 100
Measure Window Start: 300ms
Measure Window Length: 2000ms
BWC applied: 10.80 dB
Device Reference Point: 0, 0, -6.3 mm

Category	Telephone parameters WD signal quality [(signal+noise)-to-noise ratio in decibels]
Category T1	0 dB to 10 dB
Category T2	10 dB to 20 dB
Category T3	20 dB to 30 dB
Category T4	> 30 dB

Cursor:
Diff = 1.55 dB
BWC Factor = 10.80 dB
Location: 0, 360, 13 mm

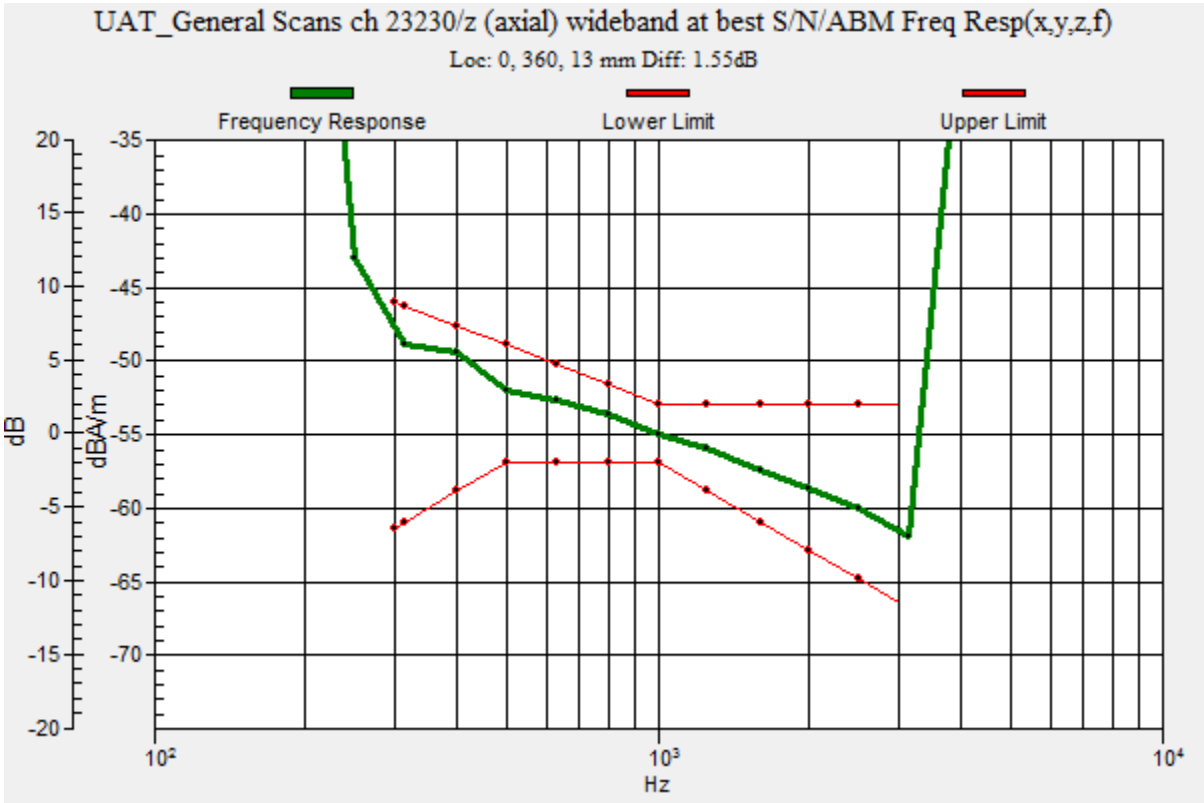

LTE Band 13 Wideband

Communication System: UID 0, LTE (FDD) (0); Frequency: 782 MHz; Duty Cycle: 1:1
Phantom section: TCoil Section
DASY5 Configuration:
- Probe: AM1DV3 - 3092; ; Calibrated: 7/9/2015
- Sensor-Surface: 0mm (Fix Surface)
- Electronics: DAE4 Sn1257; Calibrated: 9/16/2015
- Phantom: HAC Test Arch with AMCC; Type: SD HAC P01 BB
- Measurement SW: DASY52, Version 52.8 (7);SEMCAD X Version 14.6.10 (7164)

T-Coil scan (scan for ANSI C63.19-2011 compliance)/UAT_General Scans ch 23230/z (axial) 4.2mm 50 x 50/ABM Interpolated SNR(x,y,z) (121x121x1): Interpolated grid: dx=1.000 mm, dy=1.000 mm

Signal Type: Audio File (.wav) 48k_voice_1kHz_1s.wav
Output Gain: 100
Measure Window Start: 300ms
Measure Window Length: 1000ms
BWC applied: 0.16 dB
Device Reference Point: 0, 0, -6.3 mm

Cursor:
ABM1/ABM2 = 44.70 dB
ABM1 comp = 2.69 dBA/m
BWC Factor = 0.16 dB
Location: -0.8, 3.7, 3.7 mm



0 dB = 1.000 = 0.00 dB

LTE Band 13 Wideband

Communication System: UID 0, LTE (FDD) (0); Frequency: 782 MHz; Duty Cycle: 1:1
Phantom section: TCoil Section
DASY5 Configuration:
- Probe: AM1DV3 - 3092; ; Calibrated: 7/9/2015
- Sensor-Surface: 0mm (Fix Surface)
- Electronics: DAE4 Sn1257; Calibrated: 9/16/2015
- Phantom: HAC Test Arch with AMCC; Type: SD HAC P01 BB
- Measurement SW: DASY52, Version 52.8 (7);SEMCAD X Version 14.6.10 (7164)

T-Coil scan (scan for ANSI C63.19-2011 compliance)/UAT_General Scans ch 23230/y (transversal) 4.2mm 50 x 50/ABM Interpolated SNR(x,y,z) (121x121x1): Interpolated grid: dx=1.000 mm, dy=1.000 mm

Signal Type: Audio File (.wav) 48k_voice_1kHz_1s.wav
Output Gain: 100
Measure Window Start: 300ms
Measure Window Length: 1000ms
BWC applied: 0.16 dB
Device Reference Point: 0, 0, -6.3 mm

Cursor:
ABM1/ABM2 = 44.35 dB
ABM1 comp = -4.46 dBA/m
BWC Factor = 0.16 dB
Location: 0, -6.7, 3.7 mm



0 dB = 1.000 = 0.00 dB

LTE Band 17 Wideband

Communication System: UID 0, LTE (FDD) (0); Frequency: 710 MHz;Duty Cycle: 1:1

T-Coil scan (scan for ANSI C63.19-2011 compliance)/UAT_General Scans ch 23790/z (axial) wideband at best S/N/ABM Freq Resp(x,y,z,f) (1x1x1): Measurement grid: dx=10mm, dy=10mm

Signal Type: Audio File (.wav) 48k_voice_300-3000_2s.wav
Output Gain: 100
Measure Window Start: 300ms
Measure Window Length: 2000ms
BWC applied: 10.80 dB
Device Reference Point: 0, 0, -6.3 mm

Category	Telephone parameters WD signal quality [(signal+noise)-to-noise ratio in decibels]
Category T1	0 dB to 10 dB
Category T2	10 dB to 20 dB
Category T3	20 dB to 30 dB
Category T4	> 30 dB

Cursor:
Diff = 1.67 dB
BWC Factor = 10.80 dB
Location: 0, 360, 13 mm

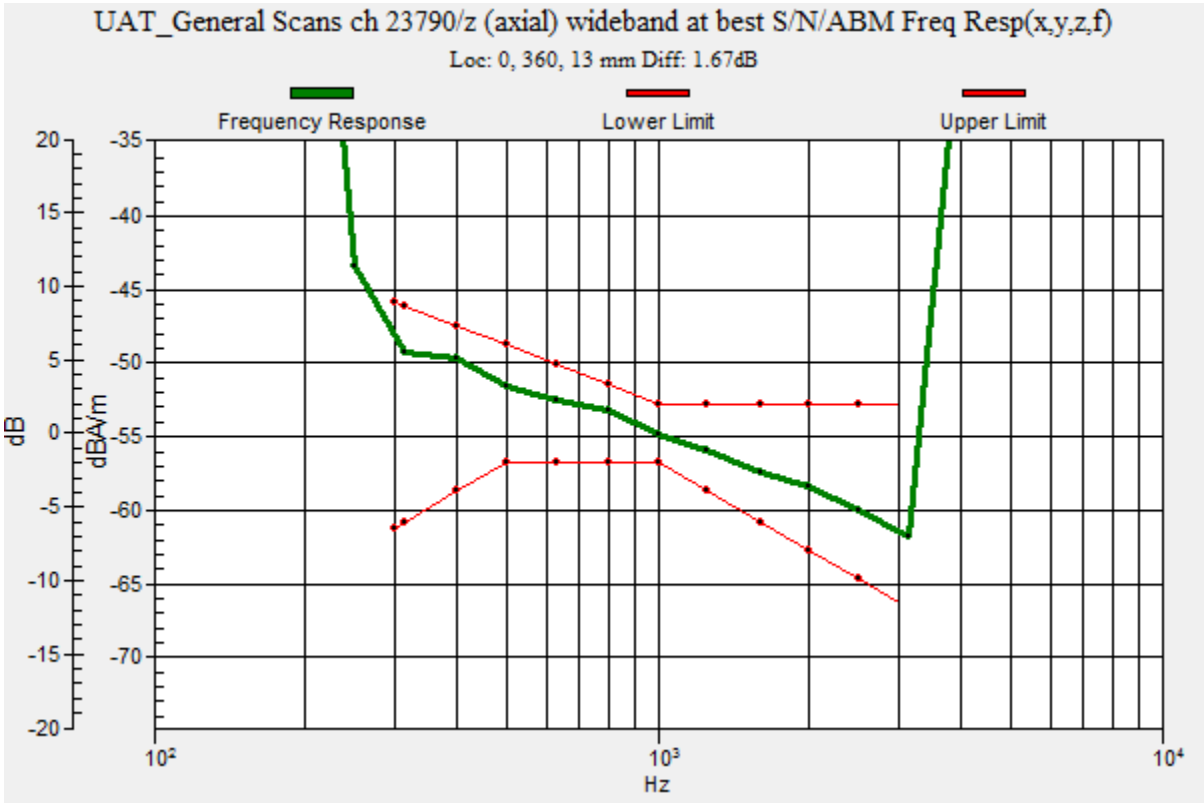

LTE Band 17 Wideband

Communication System: UID 0, LTE (FDD) (0); Frequency: 710 MHz; Duty Cycle: 1:1
Phantom section: TCoil Section
DASY5 Configuration:
- Probe: AM1DV3 - 3092; ; Calibrated: 7/9/2015
- Sensor-Surface: 0mm (Fix Surface)
- Electronics: DAE4 Sn1257; Calibrated: 9/16/2015
- Phantom: HAC Test Arch with AMCC; Type: SD HAC P01 BB
- Measurement SW: DASY52, Version 52.8 (7);SEMCAD X Version 14.6.10 (7164)

T-Coil scan (scan for ANSI C63.19-2011 compliance)/UAT_General Scans ch 23790/z (axial) 4.2mm 50 x 50/ABM Interpolated SNR(x,y,z) (121x121x1): Interpolated grid: dx=1.000 mm, dy=1.000 mm

Signal Type: Audio File (.wav) 48k_voice_1kHz_1s.wav
Output Gain: 100
Measure Window Start: 300ms
Measure Window Length: 1000ms
BWC applied: 0.16 dB
Device Reference Point: 0, 0, -6.3 mm

Cursor:
ABM1/ABM2 = 44.48 dB
ABM1 comp = 3.38 dBA/m
BWC Factor = 0.16 dB
Location: 0, 0.4, 3.7 mm



0 dB = 1.000 = 0.00 dB

LTE Band 17 Wideband

Communication System: UID 0, LTE (FDD) (0); Frequency: 710 MHz; Duty Cycle: 1:1
Phantom section: TCoil Section
DASY5 Configuration:
- Probe: AM1DV3 - 3092; ; Calibrated: 7/9/2015
- Sensor-Surface: 0mm (Fix Surface)
- Electronics: DAE4 Sn1257; Calibrated: 9/16/2015
- Phantom: HAC Test Arch with AMCC; Type: SD HAC P01 BB
- Measurement SW: DASY52, Version 52.8 (7);SEMCAD X Version 14.6.10 (7164)

T-Coil scan (scan for ANSI C63.19-2011 compliance)/UAT_General Scans ch 23790/y (transversal) 4.2mm 50 x 50/ABM Interpolated SNR(x,y,z) (121x121x1): Interpolated grid: dx=1.000 mm, dy=1.000 mm

Signal Type: Audio File (.wav) 48k_voice_1kHz_1s.wav
Output Gain: 100
Measure Window Start: 300ms
Measure Window Length: 1000ms
BWC applied: 0.16 dB
Device Reference Point: 0, 0, -6.3 mm

Cursor:
ABM1/ABM2 = 46.26 dB
ABM1 comp = -4.18 dBA/m
BWC Factor = 0.16 dB
Location: 0, -6.7, 3.7 mm



0 dB = 1.000 = 0.00 dB

LTE Band 25 Wideband

Communication System: UID 0, LTE (FDD) (0); Frequency: 1882.5 MHz;Duty Cycle: 1:1

T-Coil scan (scan for ANSI C63.19-2011 compliance)/UAT_General Scans ch 26365/z (axial) wideband at best S/N/ABM Freq Resp(x,y,z,f) (1x1x1): Measurement grid: dx=10mm, dy=10mm

Signal Type: Audio File (.wav) 48k_voice_300-3000_2s.wav
Output Gain: 100
Measure Window Start: 300ms
Measure Window Length: 2000ms
BWC applied: 10.80 dB
Device Reference Point: 0, 0, -6.3 mm

Category	Telephone parameters WD signal quality [(signal+noise)-to-noise ratio in decibels]
Category T1	0 dB to 10 dB
Category T2	10 dB to 20 dB
Category T3	20 dB to 30 dB
Category T4	> 30 dB

Cursor:
Diff = 1.58 dB
BWC Factor = 10.80 dB
Location: 0, 360, 13 mm

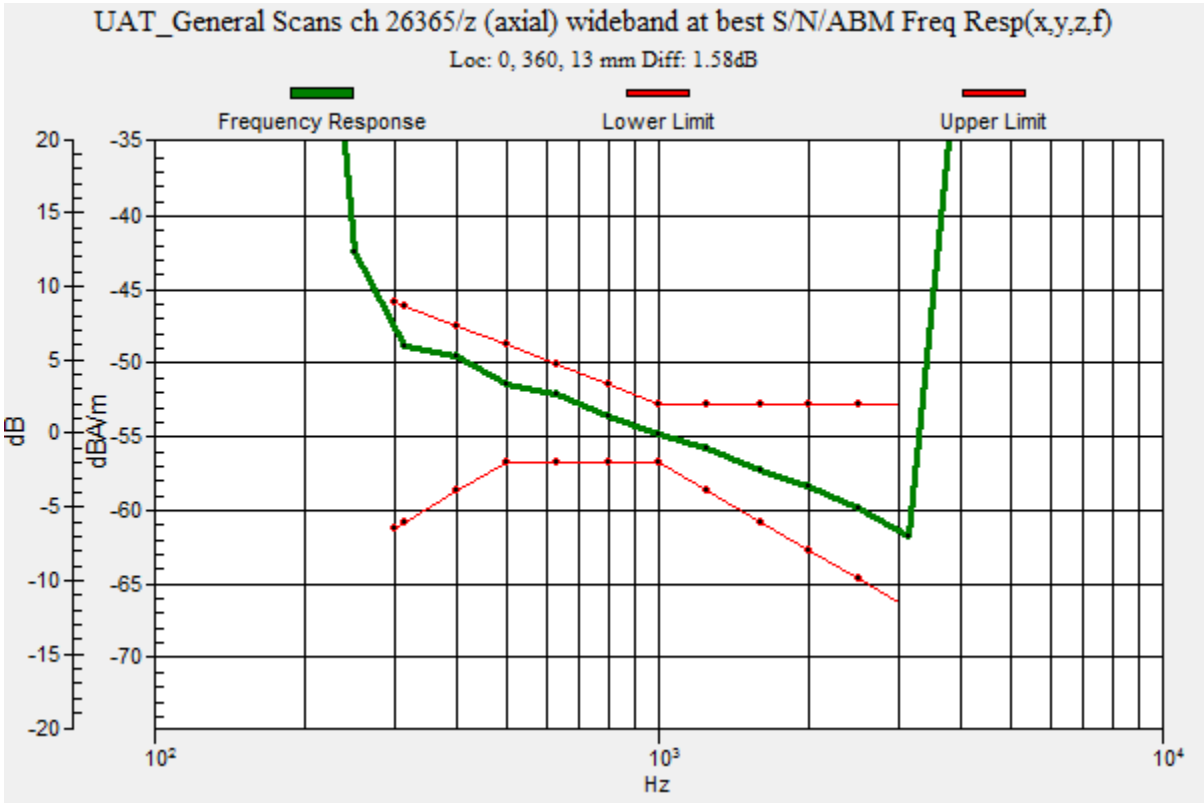

LTE Band 25 Wideband

Communication System: UID 0, LTE (FDD) (0); Frequency: 1882.5 MHz; Duty Cycle: 1:1
Phantom section: TCoil Section
DASY5 Configuration:
- Probe: AM1DV3 - 3092; ; Calibrated: 7/9/2015
- Sensor-Surface: 0mm (Fix Surface)
- Electronics: DAE4 Sn1257; Calibrated: 9/16/2015
- Phantom: HAC Test Arch with AMCC; Type: SD HAC P01 BB
- Measurement SW: DASY52, Version 52.8 (7);SEMCAD X Version 14.6.10 (7164)

T-Coil scan (scan for ANSI C63.19-2011 compliance)/UAT_General Scans ch 26365/z (axial) 4.2mm 50 x 50/ABM Interpolated SNR(x,y,z) (121x121x1): Interpolated grid: dx=1.000 mm, dy=1.000 mm

Signal Type: Audio File (.wav) 48k_voice_1kHz_1s.wav
Output Gain: 100
Measure Window Start: 300ms
Measure Window Length: 1000ms
BWC applied: 0.16 dB
Device Reference Point: 0, 0, -6.3 mm

Cursor:
ABM1/ABM2 = 45.31 dB
ABM1 comp = 0.20 dBA/m
BWC Factor = 0.16 dB
Location: -0.4, -4.2, 3.7 mm

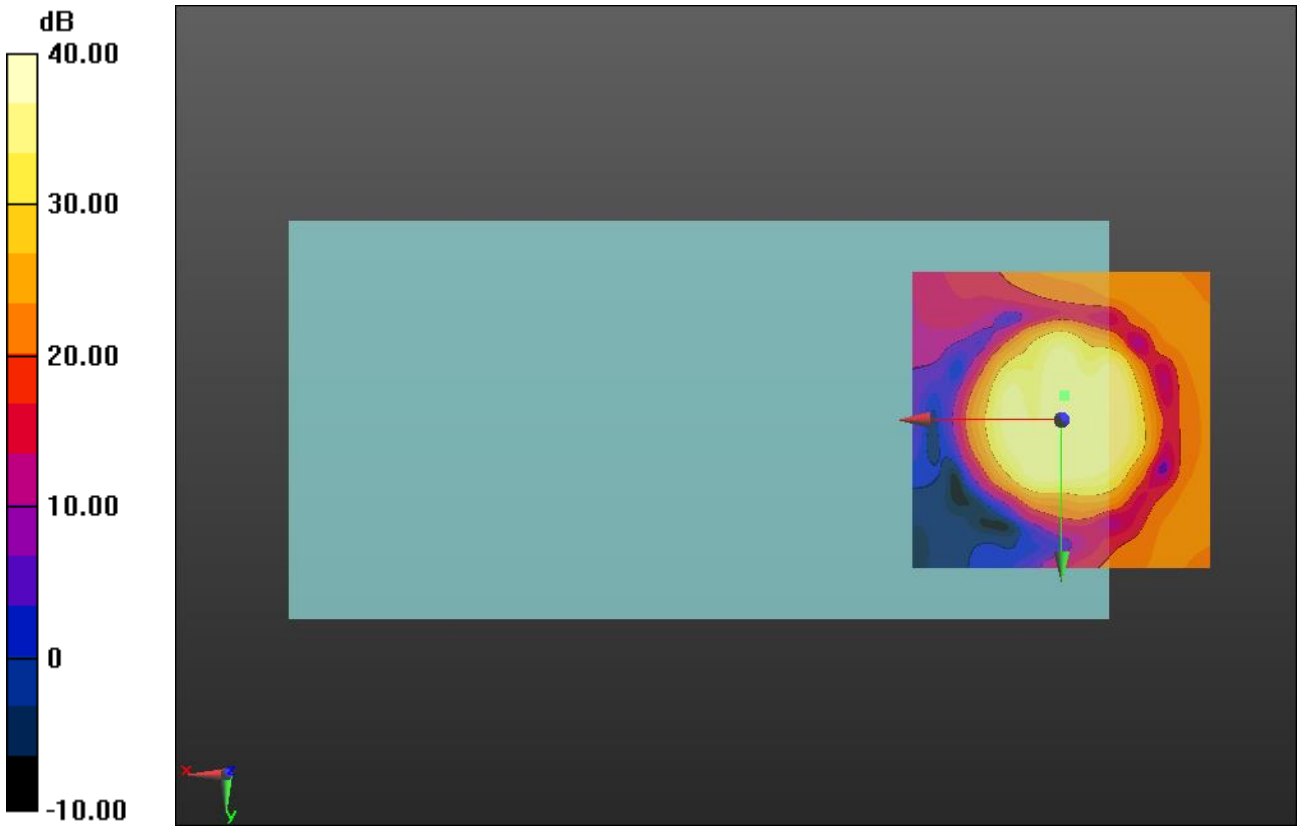

0 dB = 1.000 = 0.00 dB

LTE Band 25 Wideband

Communication System: UID 0, LTE (FDD) (0); Frequency: 1882.5 MHz; Duty Cycle: 1:1
Phantom section: TCoil Section
DASY5 Configuration:
- Probe: AM1DV3 - 3092; ; Calibrated: 7/9/2015
- Sensor-Surface: 0mm (Fix Surface)
- Electronics: DAE4 Sn1257; Calibrated: 9/16/2015
- Phantom: HAC Test Arch with AMCC; Type: SD HAC P01 BB
- Measurement SW: DASY52, Version 52.8 (7);SEMCAD X Version 14.6.10 (7164)

T-Coil scan (scan for ANSI C63.19-2011 compliance)/UAT_General Scans ch 26365/y (transversal) 4.2mm 50 x 50/ABM Interpolated SNR(x,y,z) (121x121x1): Interpolated grid: dx=1.000 mm, dy=1.000 mm

Signal Type: Audio File (.wav) 48k_voice_1kHz_1s.wav
Output Gain: 100
Measure Window Start: 300ms
Measure Window Length: 1000ms
BWC applied: 0.16 dB
Device Reference Point: 0, 0, -6.3 mm

Cursor:
ABM1/ABM2 = 43.96 dB
ABM1 comp = -4.98 dBA/m
BWC Factor = 0.16 dB
Location: 0, -8.3, 3.7 mm

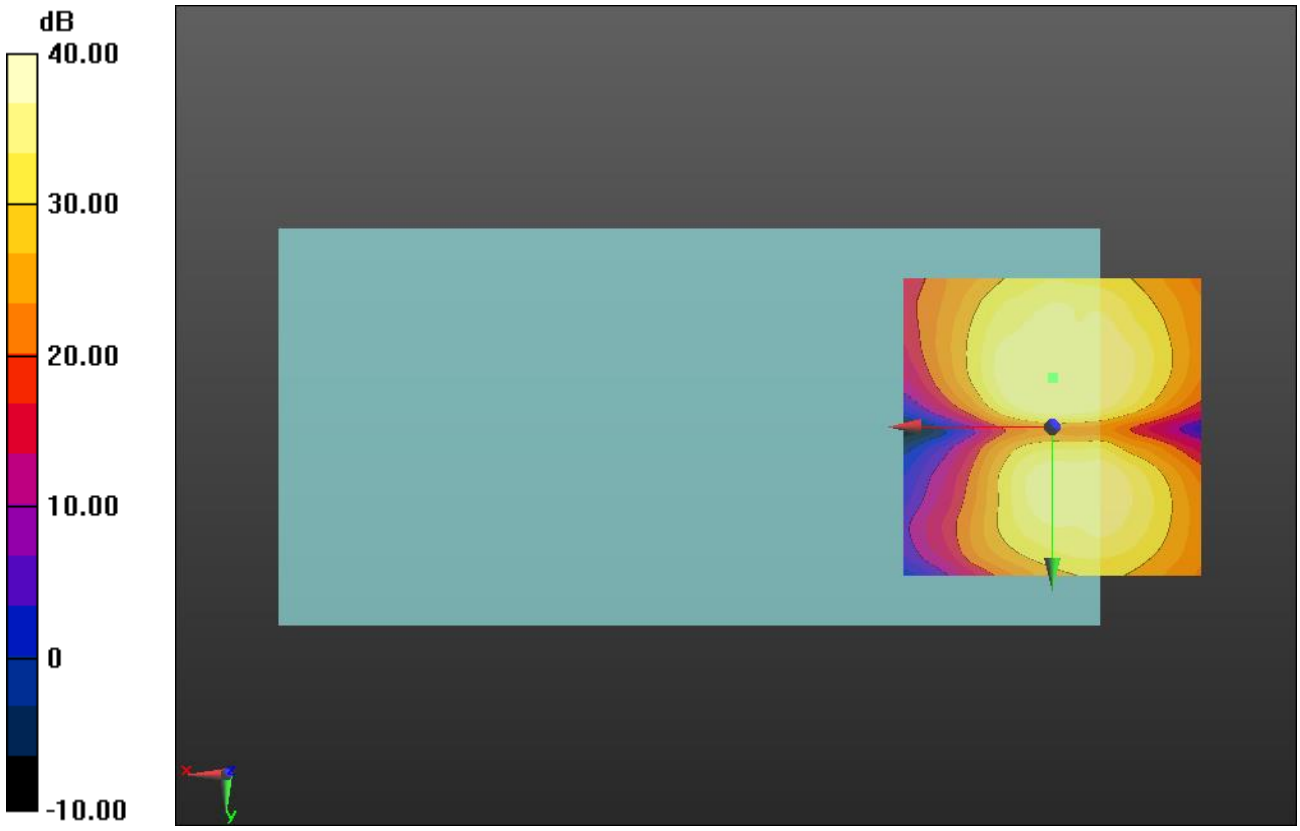

0 dB = 1.000 = 0.00 dB

LTE Band 26 Wideband

Communication System: UID 0, LTE (FDD) (0); Frequency: 831.5 MHz;Duty Cycle: 1:1

T-Coil scan (scan for ANSI C63.19-2011 compliance)/UAT_General Scans ch 26865/z (axial) wideband at best S/N/ABM Freq Resp(x,y,z,f) (1x1x1): Measurement grid: dx=10mm, dy=10mm

Signal Type: Audio File (.wav) 48k_voice_300-3000_2s.wav
Output Gain: 100
Measure Window Start: 300ms
Measure Window Length: 2000ms
BWC applied: 10.80 dB
Device Reference Point: 0, 0, -6.3 mm

Category	Telephone parameters WD signal quality [(signal+noise)-to-noise ratio in decibels]
Category T1	0 dB to 10 dB
Category T2	10 dB to 20 dB
Category T3	20 dB to 30 dB
Category T4	> 30 dB

Cursor:
Diff = 0.87 dB
BWC Factor = 10.80 dB
Location: 0, 360, 13 mm

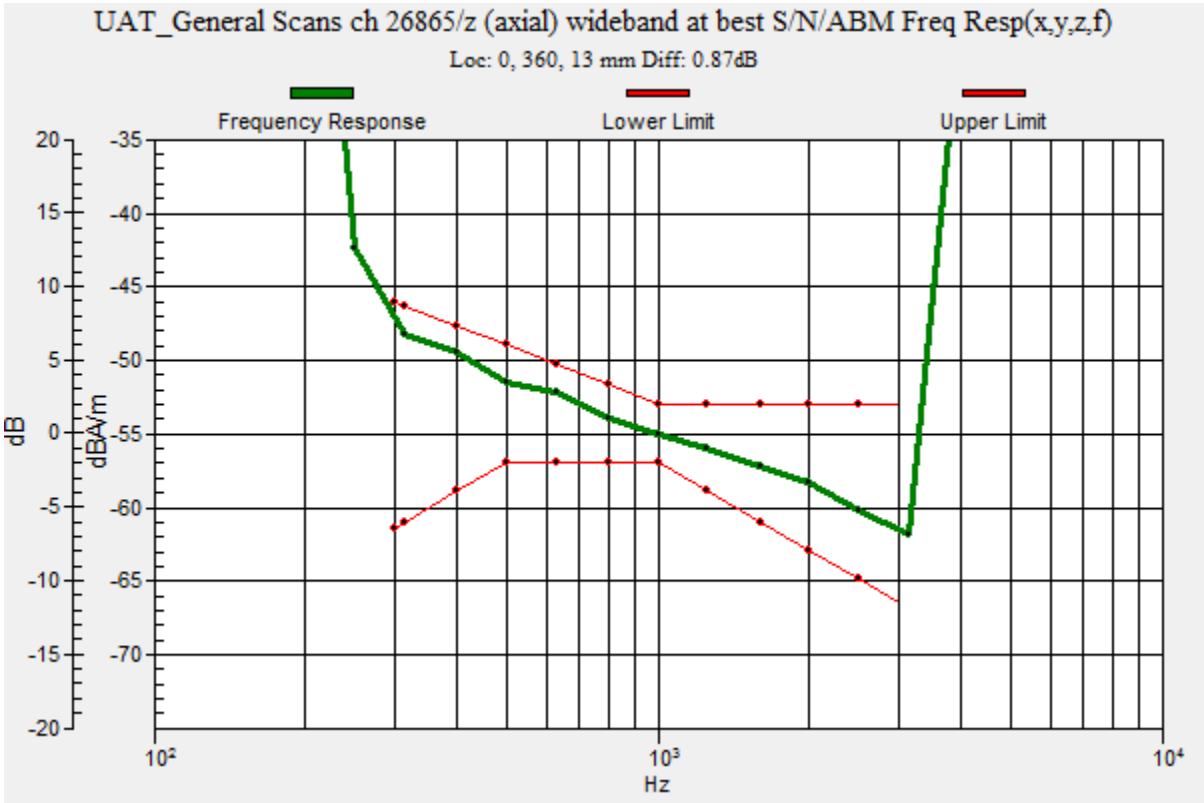

LTE Band 26 Wideband

Communication System: UID 0, LTE (FDD) (0); Frequency: 831.5 MHz; Duty Cycle: 1:1
Phantom section: TCoil Section
DASY5 Configuration:
- Probe: AM1DV3 - 3092; ; Calibrated: 7/9/2015
- Sensor-Surface: 0mm (Fix Surface)
- Electronics: DAE4 Sn1257; Calibrated: 9/16/2015
- Phantom: HAC Test Arch with AMCC; Type: SD HAC P01 BB
- Measurement SW: DASY52, Version 52.8 (7);SEMCAD X Version 14.6.10 (7164)

T-Coil scan (scan for ANSI C63.19-2011 compliance)/UAT_General Scans ch 26865/z (axial) 4.2mm 50 x 50/ABM Interpolated SNR(x,y,z) (121x121x1): Interpolated grid: dx=1.000 mm, dy=1.000 mm

Signal Type: Audio File (.wav) 48k_voice_1kHz_1s.wav
Output Gain: 100
Measure Window Start: 300ms
Measure Window Length: 1000ms
BWC applied: 0.16 dB
Device Reference Point: 0, 0, -6.3 mm

Cursor:
ABM1/ABM2 = 44.12 dB
ABM1 comp = -0.10 dBA/m
BWC Factor = 0.16 dB
Location: -4.2, 4.2, 3.7 mm



0 dB = 1.000 = 0.00 dB

LTE Band 26 Wideband

Communication System: UID 0, LTE (FDD) (0); Frequency: 831.5 MHz; Duty Cycle: 1:1
Phantom section: TCoil Section
DASY5 Configuration:
- Probe: AM1DV3 - 3092; ; Calibrated: 7/9/2015
- Sensor-Surface: 0mm (Fix Surface)
- Electronics: DAE4 Sn1257; Calibrated: 9/16/2015
- Phantom: HAC Test Arch with AMCC; Type: SD HAC P01 BB
- Measurement SW: DASY52, Version 52.8 (7);SEMCAD X Version 14.6.10 (7164)

T-Coil scan (scan for ANSI C63.19-2011 compliance)/UAT_General Scans ch 26865/y (transversal) 4.2mm 50 x 50/ABM Interpolated SNR(x,y,z) (121x121x1): Interpolated grid: dx=1.000 mm, dy=1.000 mm

Signal Type: Audio File (.wav) 48k_voice_1kHz_1s.wav
Output Gain: 100
Measure Window Start: 300ms
Measure Window Length: 1000ms
BWC applied: 0.16 dB
Device Reference Point: 0, 0, -6.3 mm

Cursor:
ABM1/ABM2 = 45.35 dB
ABM1 comp = -4.32 dBA/m
BWC Factor = 0.16 dB
Location: 0, -6.3, 3.7 mm



0 dB = 1.000 = 0.00 dB

LTE Band 27 Wideband

Communication System: UID 0, LTE (FDD) (0); Frequency: 815.5 MHz;Duty Cycle: 1:1

T-Coil scan (scan for ANSI C63.19-2011 compliance)/UAT_General Scans ch 27125/z (axial) wideband at best S/N/ABM Freq Resp(x,y,z,f) (1x1x1): Measurement grid: dx=10mm, dy=10mm

Signal Type: Audio File (.wav) 48k_voice_300-3000_2s.wav
Output Gain: 100
Measure Window Start: 300ms
Measure Window Length: 2000ms
BWC applied: 10.80 dB
Device Reference Point: 0, 0, -6.3 mm

Category	Telephone parameters WD signal quality [(signal+noise)-to-noise ratio in decibels]
Category T1	0 dB to 10 dB
Category T2	10 dB to 20 dB
Category T3	20 dB to 30 dB
Category T4	> 30 dB

Cursor:
Diff = 1.92 dB
BWC Factor = 10.80 dB
Location: 0, 360, 13 mm

LTE Band 27 Wideband

Communication System: UID 0, LTE (FDD) (0); Frequency: 815.5 MHz; Duty Cycle: 1:1
Phantom section: TCoil Section
DASY5 Configuration:
- Probe: AM1DV3 - 3092; ; Calibrated: 7/9/2015
- Sensor-Surface: 0mm (Fix Surface)
- Electronics: DAE4 Sn1257; Calibrated: 9/16/2015
- Phantom: HAC Test Arch with AMCC; Type: SD HAC P01 BB
- Measurement SW: DASY52, Version 52.8 (7);SEMCAD X Version 14.6.10 (7164)

T-Coil scan (scan for ANSI C63.19-2011 compliance)/UAT_General Scans ch 27125/z (axial) 4.2mm 50 x 50/ABM Interpolated SNR(x,y,z) (121x121x1): Interpolated grid: dx=1.000 mm, dy=1.000 mm

Signal Type: Audio File (.wav) 48k_voice_1kHz_1s.wav
Output Gain: 100
Measure Window Start: 300ms
Measure Window Length: 1000ms
BWC applied: 0.16 dB
Device Reference Point: 0, 0, -6.3 mm

Cursor:
ABM1/ABM2 = 44.79 dB
ABM1 comp = 1.25 dBA/m
BWC Factor = 0.16 dB
Location: -2.9, 4.2, 3.7 mm



0 dB = 1.000 = 0.00 dB

LTE Band 27 Wideband

Communication System: UID 0, LTE (FDD) (0); Frequency: 815.5 MHz; Duty Cycle: 1:1
Phantom section: TCoil Section
DASY5 Configuration:
- Probe: AM1DV3 - 3092; ; Calibrated: 7/9/2015
- Sensor-Surface: 0mm (Fix Surface)
- Electronics: DAE4 Sn1257; Calibrated: 9/16/2015
- Phantom: HAC Test Arch with AMCC; Type: SD HAC P01 BB
- Measurement SW: DASY52, Version 52.8 (7);SEMCAD X Version 14.6.10 (7164)

T-Coil scan (scan for ANSI C63.19-2011 compliance)/UAT_General Scans ch 27125/y (transversal) 4.2mm 50 x 50/ABM Interpolated SNR(x,y,z) (121x121x1): Interpolated grid: dx=1.000 mm, dy=1.000 mm

Signal Type: Audio File (.wav) 48k_voice_1kHz_1s.wav
Output Gain: 100
Measure Window Start: 300ms
Measure Window Length: 1000ms
BWC applied: 0.16 dB
Device Reference Point: 0, 0, -6.3 mm

Cursor:
ABM1/ABM2 = 45.44 dB
ABM1 comp = -4.29 dBA/m
BWC Factor = 0.16 dB
Location: 0.8, -6.7, 3.7 mm



0 dB = 1.000 = 0.00 dB

LTE Band 30 Wideband

Communication System: UID 0, LTE (FDD) (0); Frequency: 2310 MHz;Duty Cycle: 1:1

T-Coil scan (scan for ANSI C63.19-2011 compliance)/UAT_General Scans ch 27710/z (axial) wideband at best S/N/ABM Freq Resp(x,y,z,f) (1x1x1): Measurement grid: dx=10mm, dy=10mm

Signal Type: Audio File (.wav) 48k_voice_300-3000_2s.wav
Output Gain: 100
Measure Window Start: 300ms
Measure Window Length: 2000ms
BWC applied: 10.81 dB
Device Reference Point: 0, 0, -6.3 mm

Category	Telephone parameters WD signal quality [(signal+noise)-to-noise ratio in decibels]
Category T1	0 dB to 10 dB
Category T2	10 dB to 20 dB
Category T3	20 dB to 30 dB
Category T4	> 30 dB

Cursor:
Diff = 1.67 dB
BWC Factor = 10.81 dB
Location: 0, 360, 13 mm

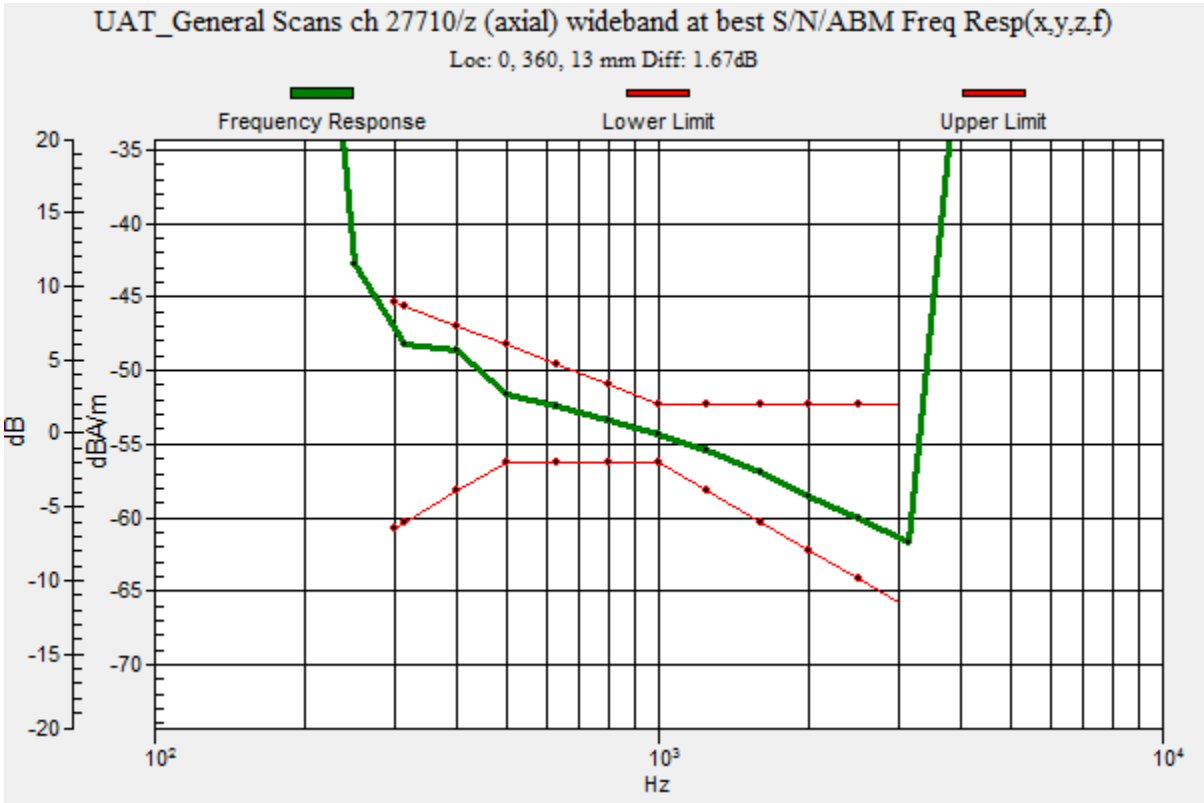

LTE Band 30 Wideband

Communication System: UID 0, LTE (FDD) (0); Frequency: 2310 MHz; Duty Cycle: 1:1
Phantom section: TCoil Section
DASY5 Configuration:
- Probe: AM1DV3 - 3092; ; Calibrated: 7/9/2015
- Sensor-Surface: 0mm (Fix Surface)
- Electronics: DAE4 Sn1257; Calibrated: 9/16/2015
- Phantom: HAC Test Arch with AMCC; Type: SD HAC P01 BB
- Measurement SW: DASY52, Version 52.8 (7);SEMCAD X Version 14.6.10 (7164)

T-Coil scan (scan for ANSI C63.19-2011 compliance)/UAT_General Scans ch 27710/z (axial) 4.2mm 50 x 50/ABM Interpolated SNR(x,y,z) (121x121x1): Interpolated grid: dx=1.000 mm, dy=1.000 mm

Signal Type: Audio File (.wav) 48k_voice_1kHz_1s.wav
Output Gain: 100
Measure Window Start: 300ms
Measure Window Length: 1000ms
BWC applied: 0.16 dB
Device Reference Point: 0, 0, -6.3 mm

Cursor:
ABM1/ABM2 = 44.65 dB
ABM1 comp = 2.71 dBA/m
BWC Factor = 0.16 dB
Location: -0.8, 3.7, 3.7 mm



0 dB = 1.000 = 0.00 dB

LTE Band 30 Wideband

Communication System: UID 0, LTE (FDD) (0); Frequency: 2310 MHz; Duty Cycle: 1:1
Phantom section: TCoil Section
DASY5 Configuration:
- Probe: AM1DV3 - 3092; ; Calibrated: 7/9/2015
- Sensor-Surface: 0mm (Fix Surface)
- Electronics: DAE4 Sn1257; Calibrated: 9/16/2015
- Phantom: HAC Test Arch with AMCC; Type: SD HAC P01 BB
- Measurement SW: DASY52, Version 52.8 (7);SEMCAD X Version 14.6.10 (7164)

T-Coil scan (scan for ANSI C63.19-2011 compliance)/UAT_General Scans ch 27710/y (transversal) 4.2mm 50 x 50/ABM Interpolated SNR(x,y,z) (121x121x1): Interpolated grid: dx=1.000 mm, dy=1.000 mm
Signal Type: Audio File (.wav) 48k_voice_1kHz_1s.wav
Output Gain: 100
Measure Window Start: 300ms
Measure Window Length: 1000ms
BWC applied: 0.16 dB
Device Reference Point: 0, 0, -6.3 mm

Cursor:
ABM1/ABM2 = 45.30 dB
ABM1 comp = -5.22 dBA/m
BWC Factor = 0.16 dB
Location: -1.2, -7.1, 3.7 mm



0 dB = 1.000 = 0.00 dB

LTE Band 41 Wideband

Communication System: UID 0, LTE (TDD) (0); Frequency: 2593 MHz;Duty Cycle: 1:1.59956

T-Coil scan (scan for ANSI C63.19-2011 compliance)/UAT_General Scans ch 40620/z (axial) wideband at best S/N/ABM Freq Resp(x,y,z,f) (1x1x1): Measurement grid: dx=10mm, dy=10mm

Signal Type: Audio File (.wav) 48k_voice_300-3000_2s.wav
Output Gain: 100
Measure Window Start: 300ms
Measure Window Length: 2000ms
BWC applied: 10.80 dB
Device Reference Point: 0, 0, -6.3 mm

Category	Telephone parameters WD signal quality [(signal+noise)-to-noise ratio in decibels]
Category T1	0 dB to 10 dB
Category T2	10 dB to 20 dB
Category T3	20 dB to 30 dB
Category T4	> 30 dB

Cursor:
Diff = 1.94 dB
BWC Factor = 10.80 dB
Location: 0, 360, 13 mm

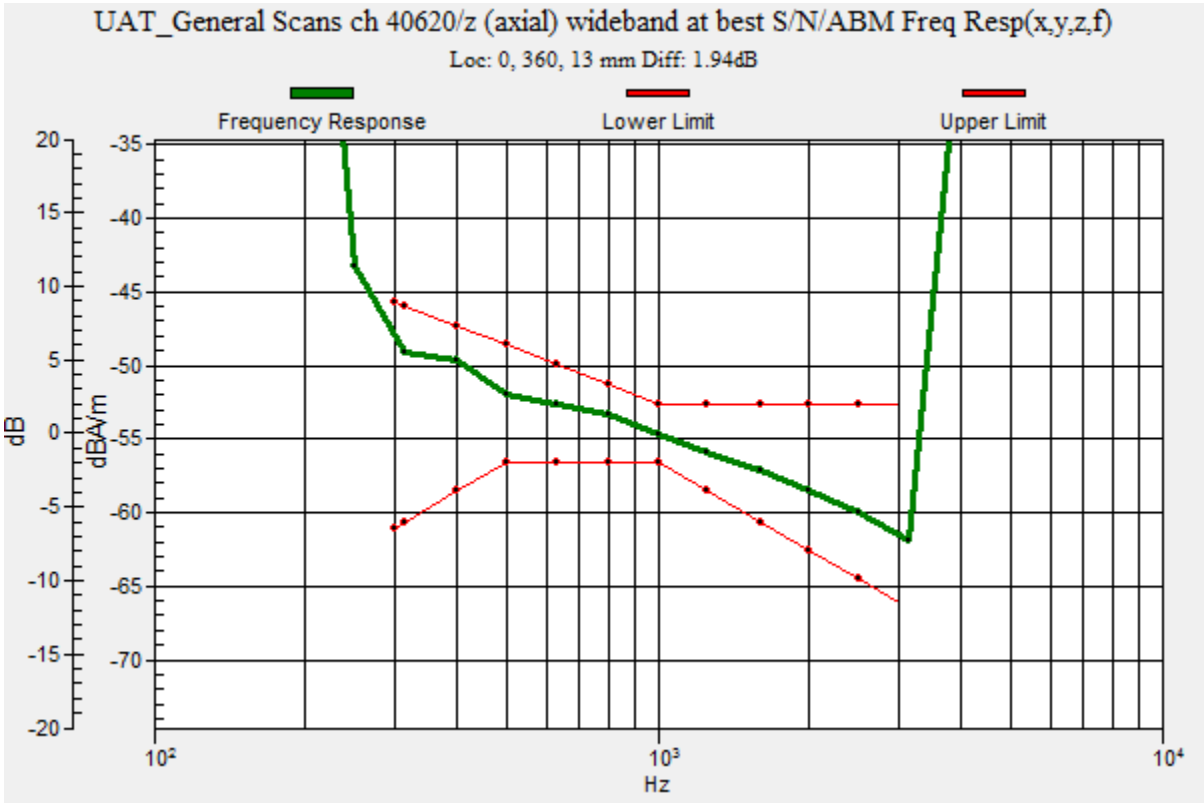

LTE Band 41 Wideband

Communication System: UID 0, LTE (TDD) (0); Frequency: 2593 MHz; Duty Cycle: 1:1.59956
Phantom section: TCoil Section
DASY5 Configuration:
- Probe: AM1DV3 - 3092; ; Calibrated: 7/9/2015
- Sensor-Surface: 0mm (Fix Surface)
- Electronics: DAE4 Sn1257; Calibrated: 9/16/2015
- Phantom: HAC Test Arch with AMCC; Type: SD HAC P01 BB
- Measurement SW: DASY52, Version 52.8 (7);SEMCAD X Version 14.6.10 (7164)

T-Coil scan (scan for ANSI C63.19-2011 compliance)/UAT_General Scans ch 40620/z (axial) 4.2mm 50 x 50/ABM Interpolated SNR(x,y,z) (121x121x1): Interpolated grid: dx=1.000 mm, dy=1.000 mm

Signal Type: Audio File (.wav) 48k_voice_1kHz_1s.wav
Output Gain: 100
Measure Window Start: 300ms
Measure Window Length: 1000ms
BWC applied: 0.16 dB
Device Reference Point: 0, 0, -6.3 mm

Cursor:
ABM1/ABM2 = 45.43 dB
ABM1 comp = 1.71 dBA/m
BWC Factor = 0.16 dB
Location: -2.1, 4.2, 3.7 mm



0 dB = 1.000 = 0.00 dB

LTE Band 41 Wideband

Communication System: UID 0, LTE (TDD) (0); Frequency: 2593 MHz; Duty Cycle: 1:1.59956
Phantom section: TCoil Section
DASY5 Configuration:
- Probe: AM1DV3 - 3092; ; Calibrated: 7/9/2015
- Sensor-Surface: 0mm (Fix Surface)
- Electronics: DAE4 Sn1257; Calibrated: 9/16/2015
- Phantom: HAC Test Arch with AMCC; Type: SD HAC P01 BB
- Measurement SW: DASY52, Version 52.8 (7);SEMCAD X Version 14.6.10 (7164)

T-Coil scan (scan for ANSI C63.19-2011 compliance)/UAT_General Scans ch 40620/y (transversal) 4.2mm 50 x 50/ABM Interpolated SNR(x,y,z) (121x121x1): Interpolated grid: dx=1.000 mm, dy=1.000 mm

Signal Type: Audio File (.wav) 48k_voice_1kHz_1s.wav
Output Gain: 100
Measure Window Start: 300ms
Measure Window Length: 1000ms
BWC applied: 0.16 dB
Device Reference Point: 0, 0, -6.3 mm

Cursor:
ABM1/ABM2 = 42.00 dB
ABM1 comp = -4.74 dBA/m
BWC Factor = 0.16 dB
Location: -0.4, -8.8, 3.7 mm



0 dB = 1.000 = 0.00 dB

GSM850

Communication System: UID 0, GPRS-FDD (TDMA, GMSK, 1 slot) (0); Frequency: 836.6 MHz;Duty Cycle: 1:8.00018

T-Coil scan (scan for ANSI C63.19-2011 compliance)/LAT_General Scans ch 190/z (axial) wideband at best S/N/ABM Freq Resp(x,y,z,f) (1x1x1): Measurement grid: dx=10mm, dy=10mm

Signal Type: Audio File (.wav) 48k_voice_300-3000_2s.wav
Output Gain: 100
Measure Window Start: 300ms
Measure Window Length: 2000ms
BWC applied: 10.80 dB
Device Reference Point: 0, 0, -6.3 mm

Category	Telephone parameters WD signal quality [(signal+noise)-to-noise ratio in decibels]
Category T1	0 dB to 10 dB
Category T2	10 dB to 20 dB
Category T3	20 dB to 30 dB
Category T4	> 30 dB

Cursor:
Diff = 1.59 dB
BWC Factor = 10.80 dB
Location: 0, 360, 13 mm

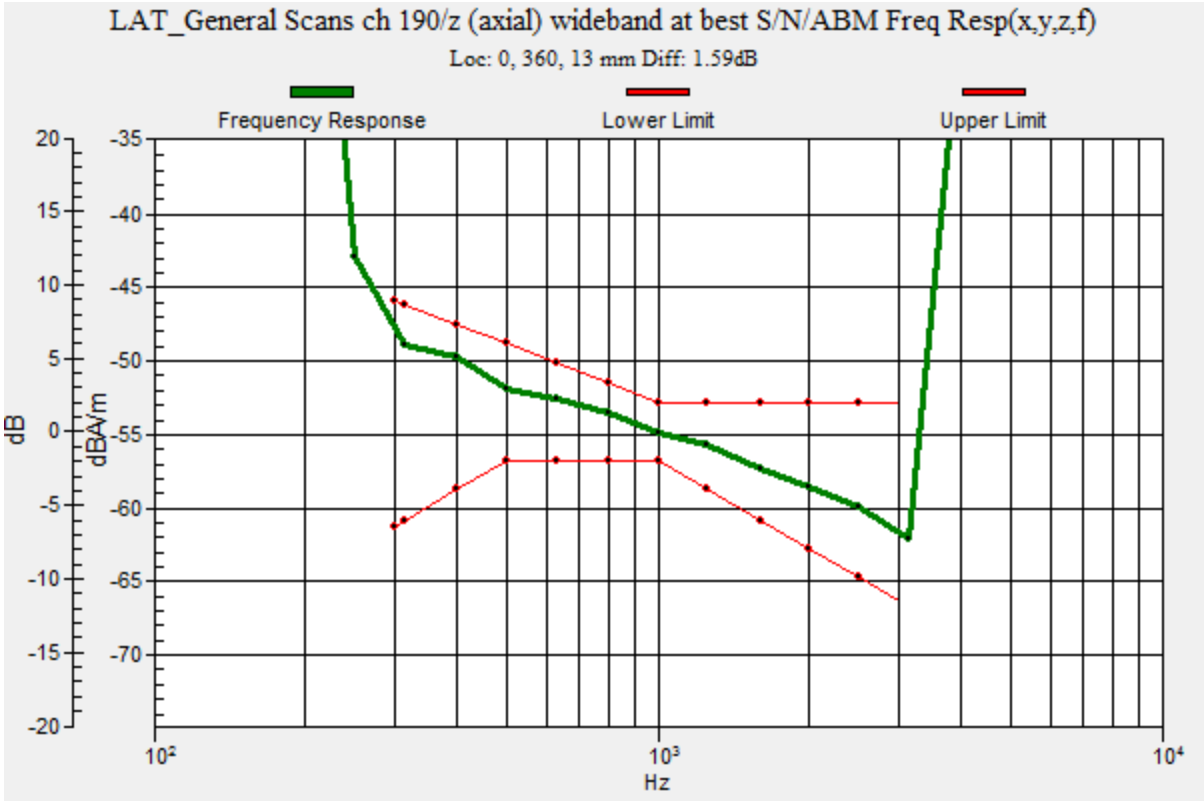

GSM850

Communication System: UID 0, GPRS-FDD (TDMA, GMSK, 1 slot) (0); Frequency: 836.6 MHz; Duty Cycle: 1:8.00018
Phantom section: TCoil Section
DASY5 Configuration:
- Probe: AM1DV3 - 3092; ; Calibrated: 7/9/2015
- Sensor-Surface: 0mm (Fix Surface)
- Electronics: DAE4 Sn1257; Calibrated: 9/16/2015
- Phantom: HAC Test Arch with AMCC; Type: SD HAC P01 BB
- Measurement SW: DASY52, Version 52.8 (7);SEMCAD X Version 14.6.10 (7164)

T-Coil scan (scan for ANSI C63.19-2011 compliance)/LAT_General Scans ch 190/z (axial) 4.2mm 50 x 50/ABM Interpolated SNR(x,y,z) (121x121x1): Interpolated grid: dx=1.000 mm, dy=1.000 mm

Signal Type: Audio File (.wav) 48k_voice_1kHz_1s.wav
Output Gain: 100
Measure Window Start: 300ms
Measure Window Length: 1000ms
BWC applied: 0.16 dB
Device Reference Point: 0, 0, -6.3 mm

Cursor:
ABM1/ABM2 = 53.43 dB
ABM1 comp = 13.62 dBA/m
BWC Factor = 0.16 dB
Location: -0.8, 3.3, 3.7 mm



0 dB = 1.000 = 0.00 dB

GSM850

Communication System: UID 0, GPRS-FDD (TDMA, GMSK, 1 slot) (0); Frequency: 836.6 MHz; Duty Cycle: 1:8.00018
Phantom section: TCoil Section
DASY5 Configuration:
- Probe: AM1DV3 - 3092; ; Calibrated: 7/9/2015
- Sensor-Surface: 0mm (Fix Surface)
- Electronics: DAE4 Sn1257; Calibrated: 9/16/2015
- Phantom: HAC Test Arch with AMCC; Type: SD HAC P01 BB
- Measurement SW: DASY52, Version 52.8 (7);SEMCAD X Version 14.6.10 (7164)

T-Coil scan (scan for ANSI C63.19-2011 compliance)/LAT_General Scans ch 190/y (transversal) 4.2mm 50 x 50/ABM Interpolated SNR(x,y,z) (121x121x1): Interpolated grid: dx=1.000 mm, dy=1.000 mm

Signal Type: Audio File (.wav) 48k_voice_1kHz_1s.wav
Output Gain: 100
Measure Window Start: 300ms
Measure Window Length: 1000ms
BWC applied: 0.16 dB
Device Reference Point: 0, 0, -6.3 mm

Cursor:
ABM1/ABM2 = 51.35 dB
ABM1 comp = 5.79 dBA/m
BWC Factor = 0.16 dB
Location: -0.4, -5.4, 3.7 mm



0 dB = 1.000 = 0.00 dB

GSM1900

Communication System: UID 0, GPRS-FDD (TDMA, GMSK, 1 slot) (0); Frequency: 1880 MHz;Duty Cycle: 1:8.00018

T-Coil scan (scan for ANSI C63.19-2011 compliance)/LAT_General Scans ch 661/z (axial) wideband at best S/N/ABM Freq Resp(x,y,z,f) (1x1x1): Measurement grid: dx=10mm, dy=10mm

Signal Type: Audio File (.wav) 48k_voice_300-3000_2s.wav
Output Gain: 100
Measure Window Start: 300ms
Measure Window Length: 2000ms
BWC applied: 10.80 dB
Device Reference Point: 0, 0, -6.3 mm

Category	Telephone parameters WD signal quality [(signal+noise)-to-noise ratio in decibels]
Category T1	0 dB to 10 dB
Category T2	10 dB to 20 dB
Category T3	20 dB to 30 dB
Category T4	> 30 dB

Cursor:
Diff = 1.24 dB
BWC Factor = 10.80 dB
Location: 0, 360, 13 mm

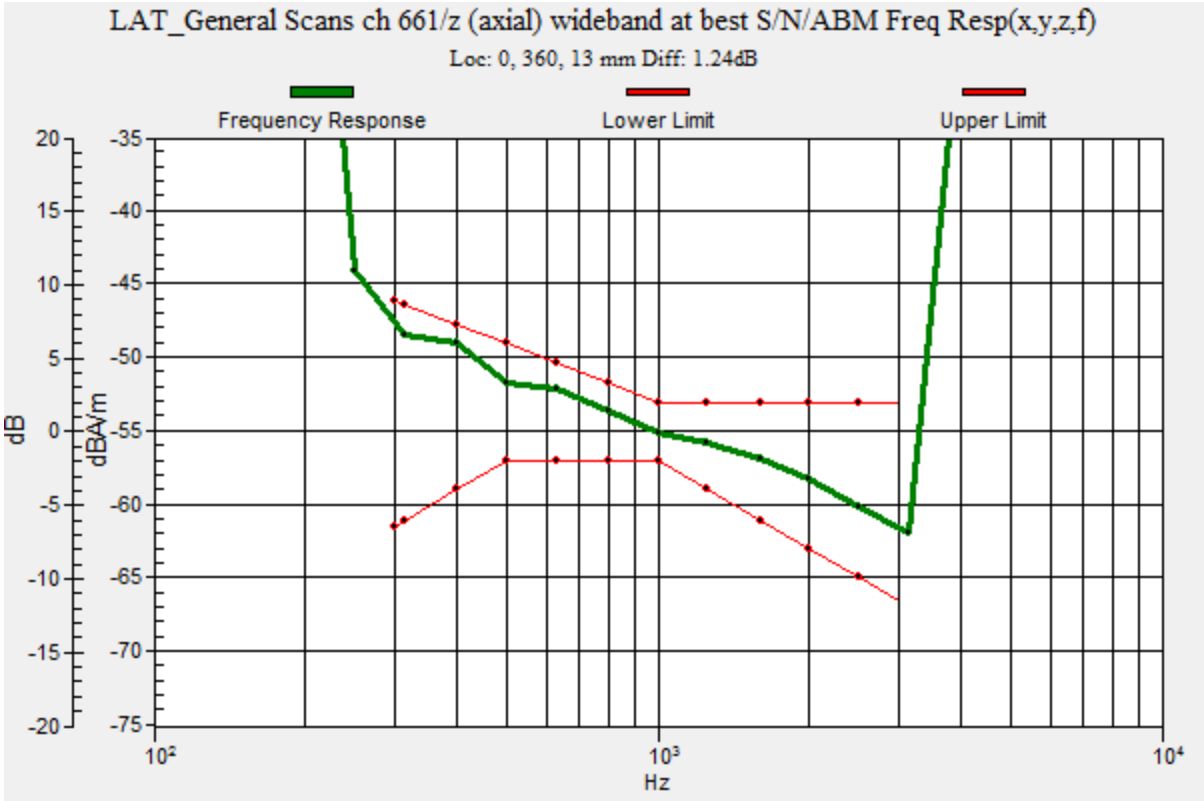

GSM1900

Communication System: UID 0, GPRS-FDD (TDMA, GMSK, 1 slot) (0); Frequency: 1880 MHz; Duty Cycle: 1:8.00018
Phantom section: TCoil Section
DASY5 Configuration:
- Probe: AM1DV3 - 3092; ; Calibrated: 7/9/2015
- Sensor-Surface: 0mm (Fix Surface)
- Electronics: DAE4 Sn1257; Calibrated: 9/16/2015
- Phantom: HAC Test Arch with AMCC; Type: SD HAC P01 BB
- Measurement SW: DASY52, Version 52.8 (7);SEMCAD X Version 14.6.10 (7164)

T-Coil scan (scan for ANSI C63.19-2011 compliance)/LAT_General Scans ch 661/z (axial) 4.2mm 50 x 50/ABM Interpolated SNR(x,y,z) (121x121x1): Interpolated grid: dx=1.000 mm, dy=1.000 mm

Signal Type: Audio File (.wav) 48k_voice_1kHz_1s.wav
Output Gain: 100
Measure Window Start: 300ms
Measure Window Length: 1000ms
BWC applied: 0.16 dB
Device Reference Point: 0, 0, -6.3 mm

Cursor:
ABM1/ABM2 = 59.45 dB
ABM1 comp = 14.45 dBA/m
BWC Factor = 0.16 dB
Location: 0.4, 0, 3.7 mm



0 dB = 1.000 = 0.00 dB

GSM1900

Communication System: UID 0, GPRS-FDD (TDMA, GMSK, 1 slot) (0); Frequency: 1880 MHz; Duty Cycle: 1:8.00018
Phantom section: TCoil Section
DASY5 Configuration:
- Probe: AM1DV3 - 3092; ; Calibrated: 7/9/2015
- Sensor-Surface: 0mm (Fix Surface)
- Electronics: DAE4 Sn1257; Calibrated: 9/16/2015
- Phantom: HAC Test Arch with AMCC; Type: SD HAC P01 BB
- Measurement SW: DASY52, Version 52.8 (7);SEMCAD X Version 14.6.10 (7164)

T-Coil scan (scan for ANSI C63.19-2011 compliance)/LAT_General Scans ch 661/y (transversal) 4.2mm 50 x 50/ABM Interpolated SNR(x,y,z) (121x121x1): Interpolated grid: dx=1.000 mm, dy=1.000 mm

Signal Type: Audio File (.wav) 48k_voice_1kHz_1s.wav
Output Gain: 100
Measure Window Start: 300ms
Measure Window Length: 1000ms
BWC applied: 0.16 dB
Device Reference Point: 0, 0, -6.3 mm

Cursor:
ABM1/ABM2 = 55.57 dB
ABM1 comp = 6.07 dBA/m
BWC Factor = 0.16 dB
Location: -0.8, -5.8, 3.7 mm



0 dB = 1.000 = 0.00 dB

W-CDMA Band V

Communication System: UID 0, UMTS-FDD (WCDMA) (0); Frequency: 836.6 MHz;Duty Cycle: 1:1

T-Coil scan (scan for ANSI C63.19-2011 compliance)/LAT_General Scans ch 4183/z (axial) wideband at best S/N/ABM Freq Resp(x,y,z,f) (1x1x1): Measurement grid: dx=10mm, dy=10mm

Signal Type: Audio File (.wav) 48k_voice_300-3000_2s.wav
Output Gain: 100
Measure Window Start: 300ms
Measure Window Length: 2000ms
BWC applied: 10.80 dB
Device Reference Point: 0, 0, -6.3 mm

Category	Telephone parameters WD signal quality [(signal+noise)-to-noise ratio in decibels]
Category T1	0 dB to 10 dB
Category T2	10 dB to 20 dB
Category T3	20 dB to 30 dB
Category T4	> 30 dB

Cursor:
Diff = 0.89 dB
BWC Factor = 10.80 dB
Location: 0, 360, 13 mm

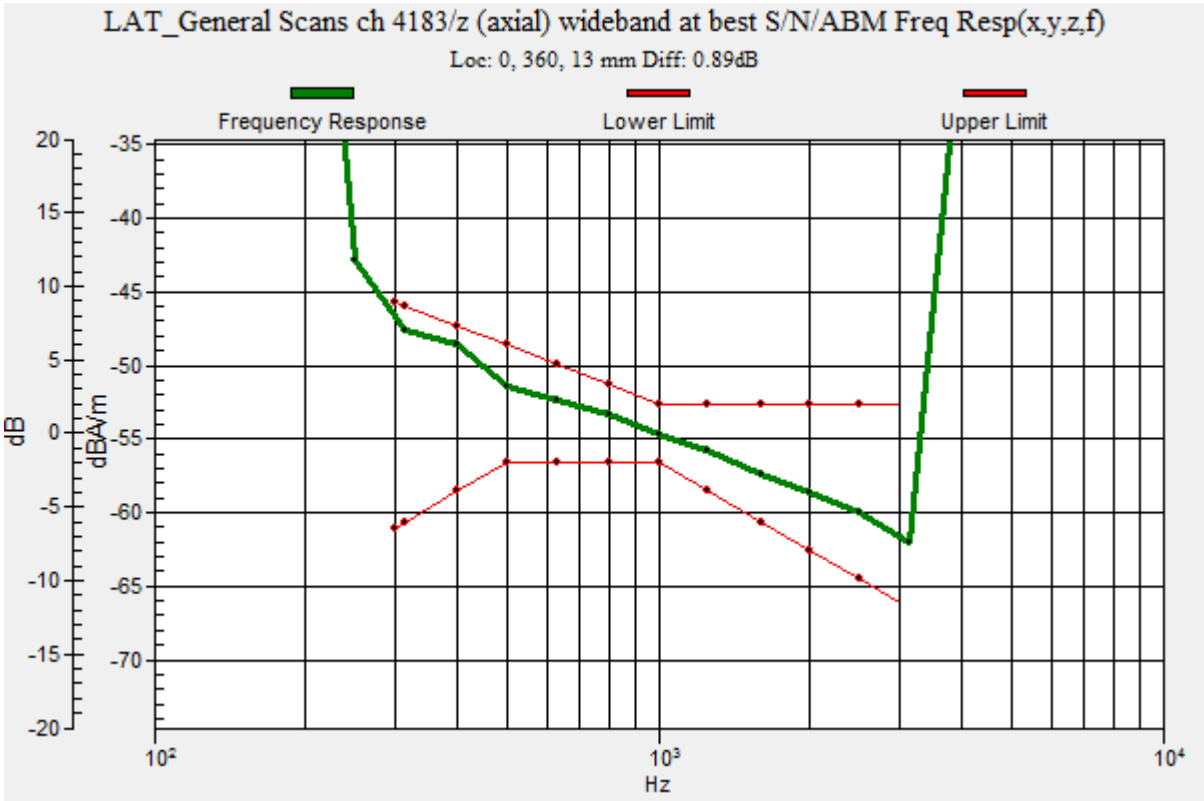

W-CDMA Band V

Communication System: UID 0, UMTS-FDD (WCDMA) (0); Frequency: 836.6 MHz; Duty Cycle: 1:1
Phantom section: TCoil Section
DASY5 Configuration:
- Probe: AM1DV3 - 3092; ; Calibrated: 7/9/2015
- Sensor-Surface: 0mm (Fix Surface)
- Electronics: DAE4 Sn1257; Calibrated: 9/16/2015
- Phantom: HAC Test Arch with AMCC; Type: SD HAC P01 BB
- Measurement SW: DASY52, Version 52.8 (7);SEMCAD X Version 14.6.10 (7164)

T-Coil scan (scan for ANSI C63.19-2011 compliance)/LAT_General Scans ch 4183/z (axial) 4.2mm 50 x 50/ABM Interpolated SNR(x,y,z) (121x121x1): Interpolated grid: dx=1.000 mm, dy=1.000 mm
Signal Type: Audio File (.wav) 48k_voice_1kHz_1s.wav
Output Gain: 100
Measure Window Start: 300ms
Measure Window Length: 1000ms
BWC applied: 0.16 dB
Device Reference Point: 0, 0, -6.3 mm

Cursor:
ABM1/ABM2 = 63.10 dB
ABM1 comp = 14.55 dBA/m
BWC Factor = 0.16 dB
Location: 0.4, 0, 3.7 mm



0 dB = 1.000 = 0.00 dB

W-CDMA Band V

Communication System: UID 0, UMTS-FDD (WCDMA) (0); Frequency: 836.6 MHz; Duty Cycle: 1:1
Phantom section: TCoil Section
DASY5 Configuration:
- Probe: AM1DV3 - 3092; ; Calibrated: 7/9/2015
- Sensor-Surface: 0mm (Fix Surface)
- Electronics: DAE4 Sn1257; Calibrated: 9/16/2015
- Phantom: HAC Test Arch with AMCC; Type: SD HAC P01 BB
- Measurement SW: DASY52, Version 52.8 (7);SEMCAD X Version 14.6.10 (7164)

T-Coil scan (scan for ANSI C63.19-2011 compliance)/LAT_General Scans ch 4183/y (transversal) 4.2mm 50 x 50/ABM Interpolated SNR(x,y,z) (121x121x1): Interpolated grid: dx=1.000 mm, dy=1.000 mm

Signal Type: Audio File (.wav) 48k_voice_1kHz_1s.wav
Output Gain: 100
Measure Window Start: 300ms
Measure Window Length: 1000ms
BWC applied: 0.16 dB
Device Reference Point: 0, 0, -6.3 mm

Cursor:
ABM1/ABM2 = 56.09 dB
ABM1 comp = 6.21 dBA/m
BWC Factor = 0.16 dB
Location: -0.4, -5.4, 3.7 mm



0 dB = 1.000 = 0.00 dB

W-CDMA Band IV

Communication System: UID 0, UMTS-FDD (WCDMA) (0); Frequency: 1732.6 MHz;Duty Cycle: 1:1

T-Coil scan (scan for ANSI C63.19-2011 compliance)/LAT_General Scans ch 1413/z (axial) wideband at best S/N/ABM Freq Resp(x,y,z,f) (1x1x1): Measurement grid: dx=10mm, dy=10mm

Signal Type: Audio File (.wav) 48k_voice_300-3000_2s.wav
Output Gain: 100
Measure Window Start: 300ms
Measure Window Length: 2000ms
BWC applied: 10.80 dB
Device Reference Point: 0, 0, -6.3 mm

Category	Telephone parameters WD signal quality [(signal+noise)-to-noise ratio in decibels]
Category T1	0 dB to 10 dB
Category T2	10 dB to 20 dB
Category T3	20 dB to 30 dB
Category T4	> 30 dB

Cursor:
Diff = 1.15 dB
BWC Factor = 10.80 dB
Location: 0, 360, 13 mm

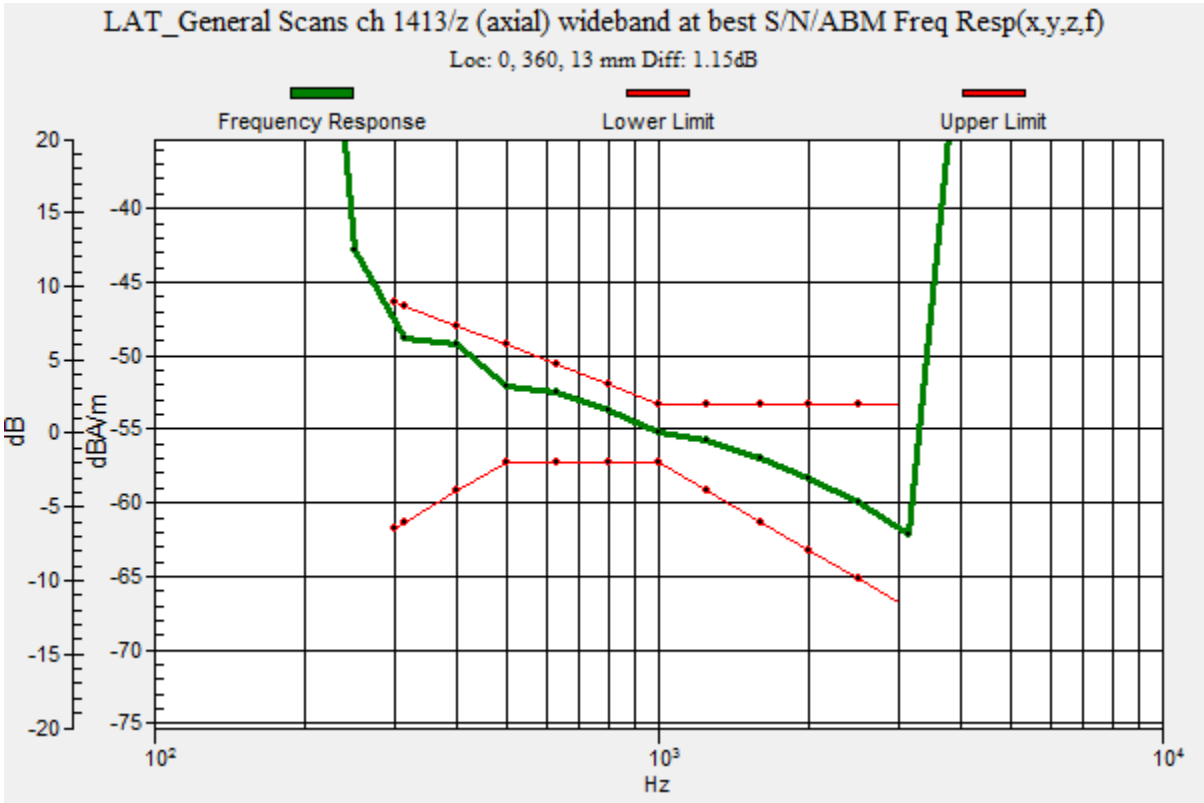

W-CDMA Band IV

Communication System: UID 0, UMTS-FDD (WCDMA) (0); Frequency: 1732.6 MHz; Duty Cycle: 1:1
Phantom section: TCoil Section
DASY5 Configuration:
- Probe: AM1DV3 - 3092; ; Calibrated: 7/9/2015
- Sensor-Surface: 0mm (Fix Surface)
- Electronics: DAE4 Sn1257; Calibrated: 9/16/2015
- Phantom: HAC Test Arch with AMCC; Type: SD HAC P01 BB
- Measurement SW: DASY52, Version 52.8 (7);SEMCAD X Version 14.6.10 (7164)

T-Coil scan (scan for ANSI C63.19-2011 compliance)/LAT_General Scans ch 1413/z (axial) 4.2mm 50 x 50/ABM Interpolated SNR(x,y,z) (121x121x1): Interpolated grid: dx=1.000 mm, dy=1.000 mm

Signal Type: Audio File (.wav) 48k_voice_1kHz_1s.wav
Output Gain: 100
Measure Window Start: 300ms
Measure Window Length: 1000ms
BWC applied: 0.16 dB
Device Reference Point: 0, 0, -6.3 mm

Cursor:
ABM1/ABM2 = 63.40 dB
ABM1 comp = 14.44 dBA/m
BWC Factor = 0.16 dB
Location: 1.3, 0, 3.7 mm



0 dB = 1.000 = 0.00 dB

W-CDMA Band IV

Communication System: UID 0, UMTS-FDD (WCDMA) (0); Frequency: 1732.6 MHz; Duty Cycle: 1:1
Phantom section: TCoil Section
DASY5 Configuration:
- Probe: AM1DV3 - 3092; ; Calibrated: 7/9/2015
- Sensor-Surface: 0mm (Fix Surface)
- Electronics: DAE4 Sn1257; Calibrated: 9/16/2015
- Phantom: HAC Test Arch with AMCC; Type: SD HAC P01 BB
- Measurement SW: DASY52, Version 52.8 (7);SEMCAD X Version 14.6.10 (7164)

T-Coil scan (scan for ANSI C63.19-2011 compliance)/LAT_General Scans ch 1413/y (transversal) 4.2mm 50 x 50/ABM Interpolated SNR(x,y,z) (121x121x1): Interpolated grid: dx=1.000 mm, dy=1.000 mm

Signal Type: Audio File (.wav) 48k_voice_1kHz_1s.wav
Output Gain: 100
Measure Window Start: 300ms
Measure Window Length: 1000ms
BWC applied: 0.16 dB
Device Reference Point: 0, 0, -6.3 mm

Cursor:
ABM1/ABM2 = 56.01 dB
ABM1 comp = 6.18 dBA/m
BWC Factor = 0.16 dB
Location: -0.4, -5.4, 3.7 mm



0 dB = 1.000 = 0.00 dB

W-CDMA Band II

Communication System: UID 0, UMTS-FDD (WCDMA) (0); Frequency: 1880 MHz;Duty Cycle: 1:1

T-Coil scan (scan for ANSI C63.19-2011 compliance)/LAT_General Scans ch 9400/z (axial) wideband at best S/N/ABM Freq Resp(x,y,z,f) (1x1x1): Measurement grid: dx=10mm, dy=10mm

Signal Type: Audio File (.wav) 48k_voice_300-3000_2s.wav
Output Gain: 100
Measure Window Start: 300ms
Measure Window Length: 2000ms
BWC applied: 10.80 dB
Device Reference Point: 0, 0, -6.3 mm

Category	Telephone parameters WD signal quality [(signal+noise)-to-noise ratio in decibels]
Category T1	0 dB to 10 dB
Category T2	10 dB to 20 dB
Category T3	20 dB to 30 dB
Category T4	> 30 dB

Cursor:
Diff = 0.89 dB
BWC Factor = 10.80 dB
Location: 0, 360, 13 mm

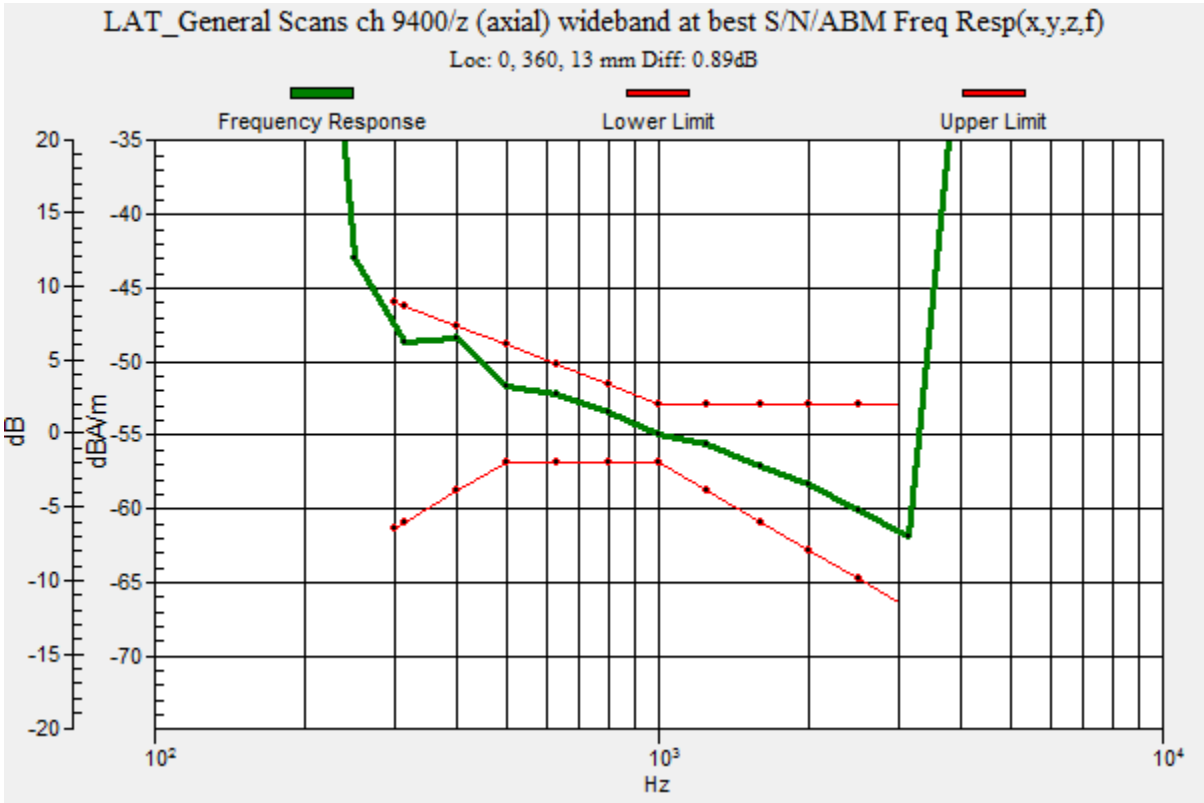

W-CDMA Band II

Communication System: UID 0, UMTS-FDD (WCDMA) (0); Frequency: 1880 MHz; Duty Cycle: 1:1
Phantom section: TCoil Section
DASY5 Configuration:
- Probe: AM1DV3 - 3092; ; Calibrated: 7/9/2015
- Sensor-Surface: 0mm (Fix Surface)
- Electronics: DAE4 Sn1257; Calibrated: 9/16/2015
- Phantom: HAC Test Arch with AMCC; Type: SD HAC P01 BB
- Measurement SW: DASY52, Version 52.8 (7);SEMCAD X Version 14.6.10 (7164)

T-Coil scan (scan for ANSI C63.19-2011 compliance)/LAT_General Scans ch 9400/z (axial) 4.2mm 50 x 50/ABM Interpolated SNR(x,y,z) (121x121x1): Interpolated grid: dx=1.000 mm, dy=1.000 mm

Signal Type: Audio File (.wav) 48k_voice_1kHz_1s.wav
Output Gain: 100
Measure Window Start: 300ms
Measure Window Length: 1000ms
BWC applied: 0.16 dB
Device Reference Point: 0, 0, -6.3 mm

Cursor:
ABM1/ABM2 = 63.04 dB
ABM1 comp = 14.56 dBA/m
BWC Factor = 0.16 dB
Location: 0.4, 0, 3.7 mm



0 dB = 1.000 = 0.00 dB

W-CDMA Band II

Communication System: UID 0, UMTS-FDD (WCDMA) (0); Frequency: 1880 MHz; Duty Cycle: 1:1
Phantom section: TCoil Section
DASY5 Configuration:
- Probe: AM1DV3 - 3092; ; Calibrated: 7/9/2015
- Sensor-Surface: 0mm (Fix Surface)
- Electronics: DAE4 Sn1257; Calibrated: 9/16/2015
- Phantom: HAC Test Arch with AMCC; Type: SD HAC P01 BB
- Measurement SW: DASY52, Version 52.8 (7);SEMCAD X Version 14.6.10 (7164)

T-Coil scan (scan for ANSI C63.19-2011 compliance)/LAT_General Scans ch 9400/y (transversal) 4.2mm 50 x 50/ABM Interpolated SNR(x,y,z) (121x121x1): Interpolated grid: dx=1.000 mm, dy=1.000 mm

Signal Type: Audio File (.wav) 48k_voice_1kHz_1s.wav
Output Gain: 100
Measure Window Start: 300ms
Measure Window Length: 1000ms
BWC applied: 0.16 dB
Device Reference Point: 0, 0, -6.3 mm

Cursor:
ABM1/ABM2 = 55.27 dB
ABM1 comp = 6.22 dBA/m
BWC Factor = 0.16 dB
Location: -0.4, -5.4, 3.7 mm



0 dB = 1.000 = 0.00 dB

CDMA2000 BC0

Communication System: UID 0, CDMA2000 (0); Frequency: 836.52 MHz;Duty Cycle: 1:1

T-Coil scan (scan for ANSI C63.19-2011 compliance)/LAT_General Scans ch 384/z (axial) wideband at best S/N/ABM Freq Resp(x,y,z,f) (1x1x1): Measurement grid: dx=10mm, dy=10mm

Signal Type: Audio File (.wav) 48k_voice_300-3000_2s.wav
Output Gain: 100
Measure Window Start: 300ms
Measure Window Length: 2000ms
BWC applied: 10.80 dB
Device Reference Point: 0, 0, -6.3 mm

Category	Telephone parameters WD signal quality [(signal+noise)-to-noise ratio in decibels]
Category T1	0 dB to 10 dB
Category T2	10 dB to 20 dB
Category T3	20 dB to 30 dB
Category T4	> 30 dB

Cursor:
Diff = 1.60 dB
BWC Factor = 10.80 dB
Location: 0, 360, 13 mm

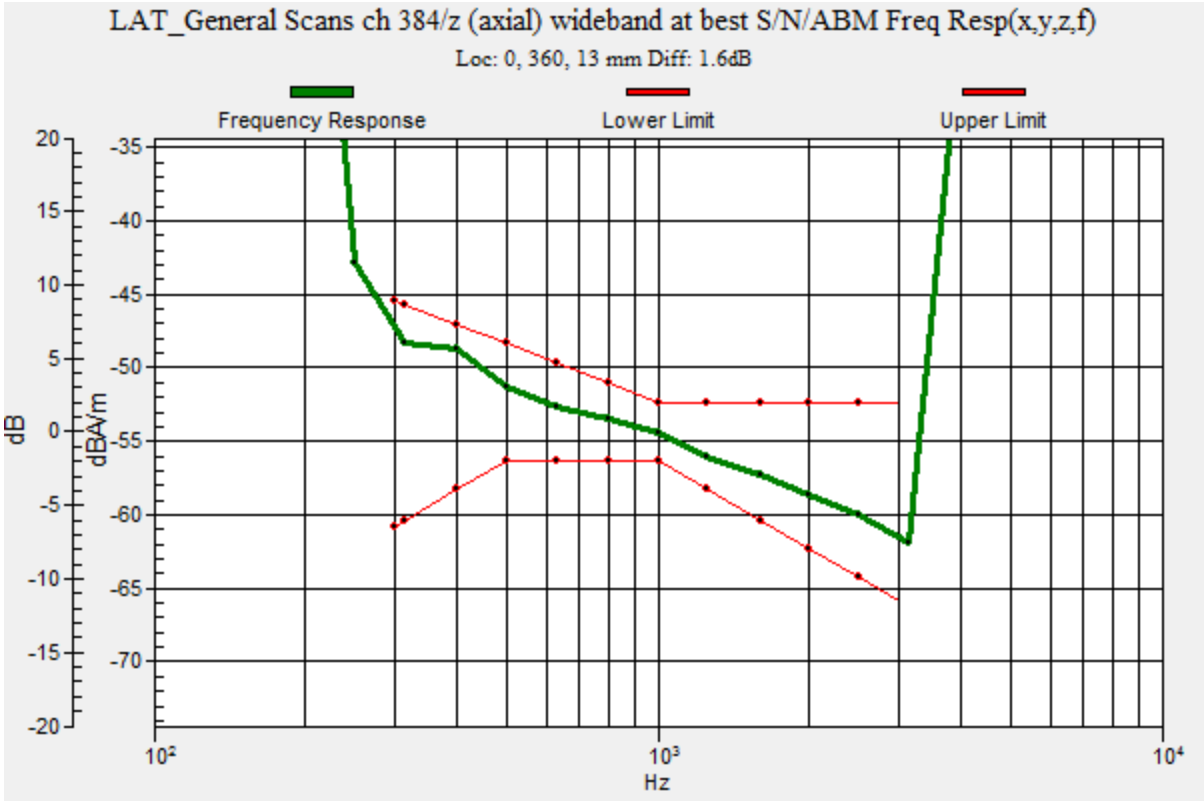

CDMA2000 BC0

Communication System: UID 0, CDMA2000 (0); Frequency: 836.52 MHz; Duty Cycle: 1:1
Phantom section: TCoil Section
DASY5 Configuration:
- Probe: AM1DV3 - 3092; ; Calibrated: 7/9/2015
- Sensor-Surface: 0mm (Fix Surface)
- Electronics: DAE4 Sn1257; Calibrated: 9/16/2015
- Phantom: HAC Test Arch with AMCC; Type: SD HAC P01 BB
- Measurement SW: DASY52, Version 52.8 (7);SEMCAD X Version 14.6.10 (7164)

T-Coil scan (scan for ANSI C63.19-2011 compliance)/LAT_General Scans ch 384/z (axial) 4.2mm 50 x 50/ABM Interpolated SNR(x,y,z) (121x121x1): Interpolated grid: dx=1.000 mm, dy=1.000 mm

Signal Type: Audio File (.wav) 48k_voice_1kHz_1s.wav
Output Gain: 100
Measure Window Start: 300ms
Measure Window Length: 1000ms
BWC applied: 0.16 dB
Device Reference Point: 0, 0, -6.3 mm

Cursor:
ABM1/ABM2 = 57.44 dB
ABM1 comp = 12.97 dBA/m
BWC Factor = 0.16 dB
Location: -0.8, 0, 3.7 mm



0 dB = 1.000 = 0.00 dB

CDMA2000 BC0

Communication System: UID 0, CDMA2000 (0); Frequency: 836.52 MHz; Duty Cycle: 1:1
Phantom section: TCoil Section
DASY5 Configuration:
- Probe: AM1DV3 - 3092; ; Calibrated: 7/9/2015
- Sensor-Surface: 0mm (Fix Surface)
- Electronics: DAE4 Sn1257; Calibrated: 9/16/2015
- Phantom: HAC Test Arch with AMCC; Type: SD HAC P01 BB
- Measurement SW: DASY52, Version 52.8 (7);SEMCAD X Version 14.6.10 (7164)

T-Coil scan (scan for ANSI C63.19-2011 compliance)/LAT_General Scans ch 384/y (transversal) 4.2mm 50 x 50/ABM Interpolated SNR(x,y,z) (121x121x1): Interpolated grid: dx=1.000 mm, dy=1.000 mm
Signal Type: Audio File (.wav) 48k_voice_1kHz_1s.wav
Output Gain: 100
Measure Window Start: 300ms
Measure Window Length: 1000ms
BWC applied: 0.16 dB
Device Reference Point: 0, 0, -6.3 mm

Cursor:
ABM1/ABM2 = 54.63 dB
ABM1 comp = 5.31 dBA/m
BWC Factor = 0.16 dB
Location: 0.4, -5, 3.7 mm



0 dB = 1.000 = 0.00 dB

CDMA2000 BC1

Communication System: UID 0, CDMA2000 (0); Frequency: 1880 MHz;Duty Cycle: 1:1

T-Coil scan (scan for ANSI C63.19-2011 compliance)/LAT_General Scans ch 600/z (axial) wideband at best S/N/ABM Freq Resp(x,y,z,f) (1x1x1): Measurement grid: dx=10mm, dy=10mm

Signal Type: Audio File (.wav) 48k_voice_300-3000_2s.wav
Output Gain: 100
Measure Window Start: 300ms
Measure Window Length: 2000ms
BWC applied: 10.80 dB
Device Reference Point: 0, 0, -6.3 mm

Category	Telephone parameters WD signal quality [(signal+noise)-to-noise ratio in decibels]
Category T1	0 dB to 10 dB
Category T2	10 dB to 20 dB
Category T3	20 dB to 30 dB
Category T4	> 30 dB

Cursor:
Diff = 0.52 dB
BWC Factor = 10.80 dB
Location: -2.3, -0.1, 3.7 mm

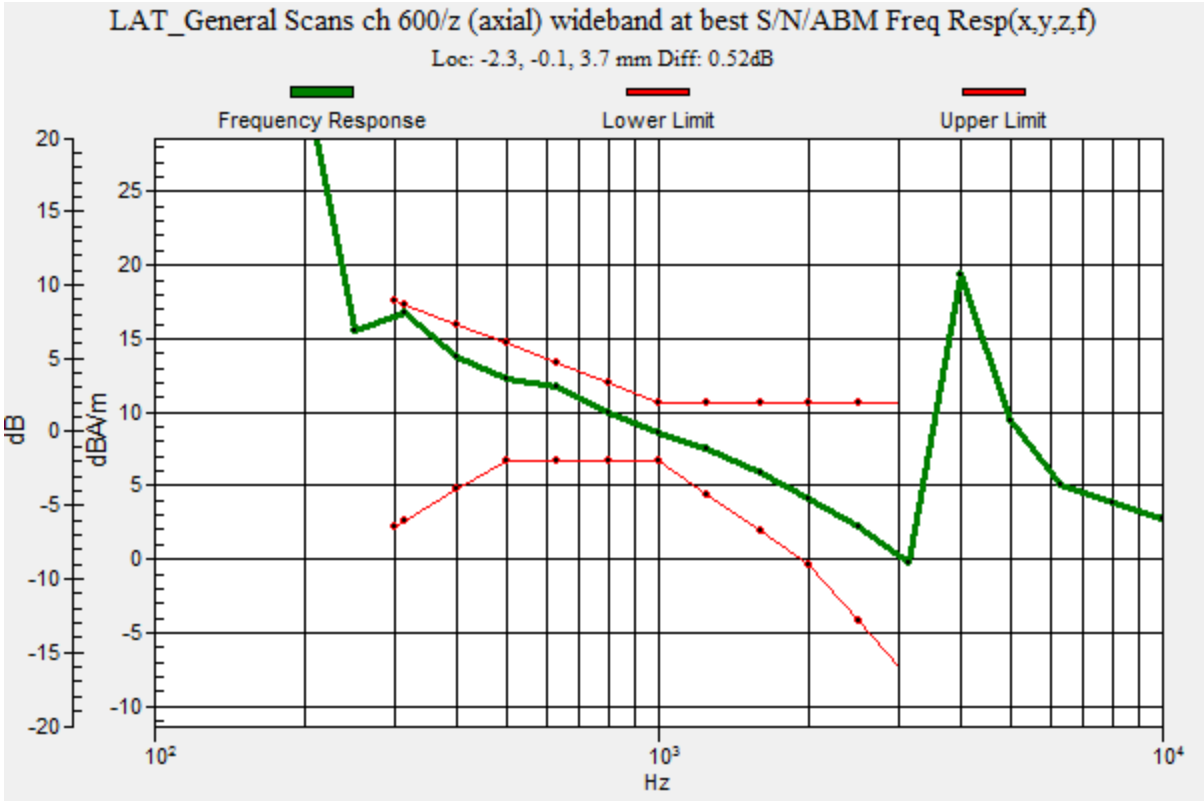

CDMA2000 BC1

Communication System: UID 0, CDMA2000 (0); Frequency: 1880 MHz; Duty Cycle: 1:1
Phantom section: TCoil Section
DASY5 Configuration:
- Probe: AM1DV3 - 3092; ; Calibrated: 7/9/2015
- Sensor-Surface: 0mm (Fix Surface)
- Electronics: DAE4 Sn1257; Calibrated: 9/16/2015
- Phantom: HAC Test Arch with AMCC; Type: SD HAC P01 BB
- Measurement SW: DASY52, Version 52.8 (7);SEMCAD X Version 14.6.10 (7164)

T-Coil scan (scan for ANSI C63.19-2011 compliance)/LAT_General Scans ch 600/z (axial) 4.2mm 50 x 50/ABM Interpolated SNR(x,y,z) (121x121x1): Interpolated grid: dx=1.000 mm, dy=1.000 mm

Signal Type: Audio File (.wav) 48k_voice_1kHz_1s.wav
Output Gain: 100
Measure Window Start: 300ms
Measure Window Length: 1000ms
BWC applied: 0.16 dB
Device Reference Point: 0, 0, -6.3 mm

Cursor:
ABM1/ABM2 = 54.84 dB
ABM1 comp = 12.24 dBA/m
BWC Factor = 0.16 dB
Location: -2.5, 0, 3.7 mm



0 dB = 1.000 = 0.00 dB

CDMA2000 BC1

Communication System: UID 0, CDMA2000 (0); Frequency: 1880 MHz; Duty Cycle: 1:1
Phantom section: TCoil Section
DASY5 Configuration:
- Probe: AM1DV3 - 3092; ; Calibrated: 7/9/2015
- Sensor-Surface: 0mm (Fix Surface)
- Electronics: DAE4 Sn1257; Calibrated: 9/16/2015
- Phantom: HAC Test Arch with AMCC; Type: SD HAC P01 BB
- Measurement SW: DASY52, Version 52.8 (7);SEMCAD X Version 14.6.10 (7164)

T-Coil scan (scan for ANSI C63.19-2011 compliance)/LAT_General Scans ch 600/y (transversal) 4.2mm 50 x 50/ABM Interpolated SNR(x,y,z) (121x121x1): Interpolated grid: dx=1.000 mm, dy=1.000 mm

Signal Type: Audio File (.wav) 48k_voice_1kHz_1s.wav
Output Gain: 100
Measure Window Start: 300ms
Measure Window Length: 1000ms
BWC applied: 0.16 dB
Device Reference Point: 0, 0, -6.3 mm

Cursor:
ABM1/ABM2 = 53.68 dB
ABM1 comp = 6.08 dBA/m
BWC Factor = 0.16 dB
Location: -0.4, -5, 3.7 mm



0 dB = 1.000 = 0.00 dB

CDMA2000 BC10

Communication System: UID 0, CDMA2000 (0); Frequency: 820.5 MHz;Duty Cycle: 1:1

T-Coil scan (scan for ANSI C63.19-2011 compliance)/LAT_General Scans ch 580/z (axial) wideband at best S/N/ABM Freq Resp(x,y,z,f) (1x1x1): Measurement grid: dx=10mm, dy=10mm

Signal Type: Audio File (.wav) 48k_voice_300-3000_2s.wav
Output Gain: 100
Measure Window Start: 300ms
Measure Window Length: 2000ms
BWC applied: 10.80 dB
Device Reference Point: 0, 0, -6.3 mm

Category	Telephone parameters WD signal quality [(signal+noise)-to-noise ratio in decibels]
Category T1	0 dB to 10 dB
Category T2	10 dB to 20 dB
Category T3	20 dB to 30 dB
Category T4	> 30 dB

Cursor:
Diff = 0.46 dB
BWC Factor = 10.80 dB
Location: 2.6, 0, 3.7 mm

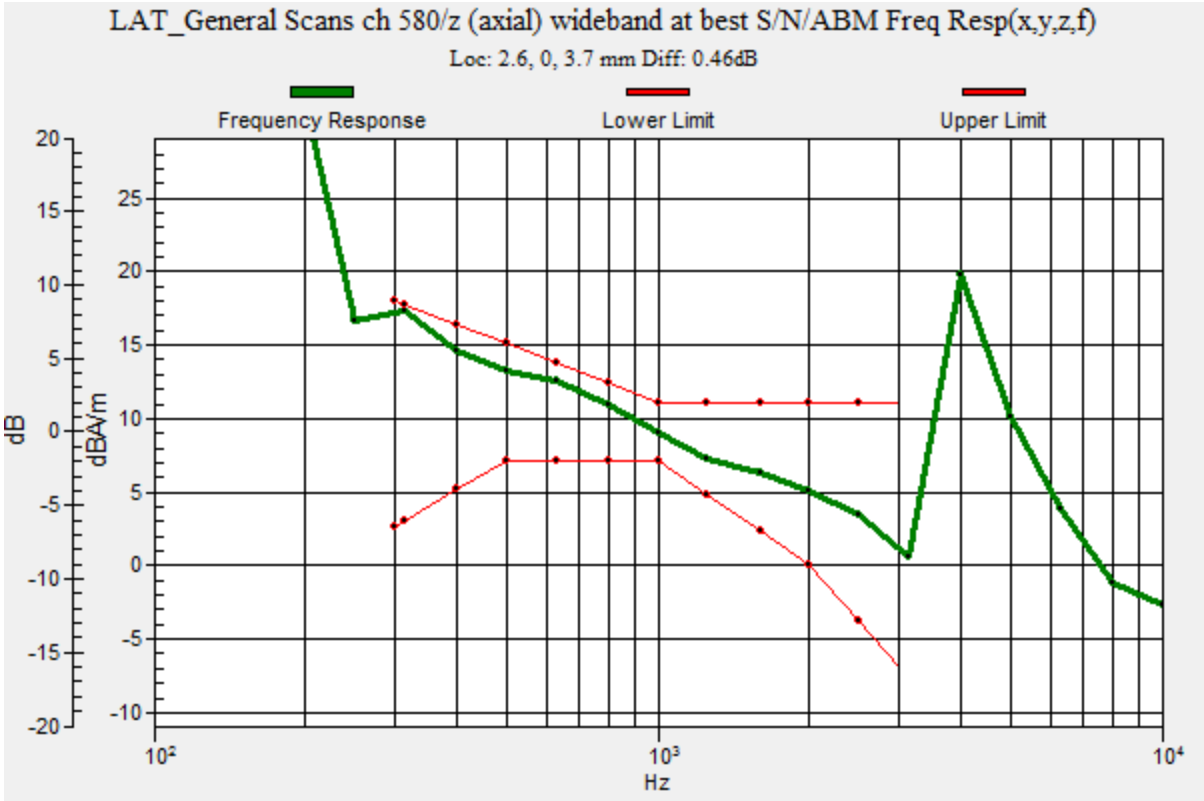

CDMA2000 BC10

Communication System: UID 0, CDMA2000 (0); Frequency: 820.5 MHz; Duty Cycle: 1:1
Phantom section: TCoil Section
DASY5 Configuration:
- Probe: AM1DV3 - 3092; ; Calibrated: 7/9/2015
- Sensor-Surface: 0mm (Fix Surface)
- Electronics: DAE4 Sn1257; Calibrated: 9/16/2015
- Phantom: HAC Test Arch with AMCC; Type: SD HAC P01 BB
- Measurement SW: DASY52, Version 52.8 (7);SEMCAD X Version 14.6.10 (7164)

T-Coil scan (scan for ANSI C63.19-2011 compliance)/LAT_General Scans ch 580/z (axial) 4.2mm 50 x 50/ABM Interpolated SNR(x,y,z) (121x121x1): Interpolated grid: dx=1.000 mm, dy=1.000 mm

Signal Type: Audio File (.wav) 48k_voice_1kHz_1s.wav
Output Gain: 100
Measure Window Start: 300ms
Measure Window Length: 1000ms
BWC applied: 0.16 dB
Device Reference Point: 0, 0, -6.3 mm

Cursor:
ABM1/ABM2 = 62.65 dB
ABM1 comp = 13.53 dBA/m
BWC Factor = 0.16 dB
Location: 2.5, 0, 3.7 mm



0 dB = 1.000 = 0.00 dB

CDMA2000 BC10

Communication System: UID 0, CDMA2000 (0); Frequency: 820.5 MHz; Duty Cycle: 1:1
Phantom section: TCoil Section
DASY5 Configuration:
- Probe: AM1DV3 - 3092; ; Calibrated: 7/9/2015
- Sensor-Surface: 0mm (Fix Surface)
- Electronics: DAE4 Sn1257; Calibrated: 9/16/2015
- Phantom: HAC Test Arch with AMCC; Type: SD HAC P01 BB
- Measurement SW: DASY52, Version 52.8 (7);SEMCAD X Version 14.6.10 (7164)

T-Coil scan (scan for ANSI C63.19-2011 compliance)/LAT_General Scans ch 580/y (transversal) 4.2mm 50 x 50/ABM Interpolated SNR(x,y,z) (121x121x1): Interpolated grid: dx=1.000 mm, dy=1.000 mm

Signal Type: Audio File (.wav) 48k_voice_1kHz_1s.wav
Output Gain: 100
Measure Window Start: 300ms
Measure Window Length: 1000ms
BWC applied: 0.16 dB
Device Reference Point: 0, 0, -6.3 mm

Cursor:
ABM1/ABM2 = 56.24 dB
ABM1 comp = 6.48 dBA/m
BWC Factor = 0.16 dB
Location: 0, 9.2, 3.7 mm



0 dB = 1.000 = 0.00 dB

LTE Band 2 Narrowband

Communication System: UID 0, LTE (FDD) (0); Frequency: 1880 MHz;Duty Cycle: 1:1

T-Coil scan (scan for ANSI C63.19-2011 compliance)/LAT_General Scans ch 18900/z (axial) wideband at best S/N/ABM Freq Resp(x,y,z,f) (1x1x1): Measurement grid: dx=10mm, dy=10mm

Signal Type: Audio File (.wav) 48k_voice_300-3000_2s.wav
Output Gain: 100
Measure Window Start: 300ms
Measure Window Length: 2000ms
BWC applied: 10.80 dB
Device Reference Point: 0, 0, -6.3 mm

Category	Telephone parameters WD signal quality [(signal+noise)-to-noise ratio in decibels]
Category T1	0 dB to 10 dB
Category T2	10 dB to 20 dB
Category T3	20 dB to 30 dB
Category T4	> 30 dB

Cursor:
Diff = 1.09 dB
BWC Factor = 10.80 dB
Location: 0, 360, 13 mm

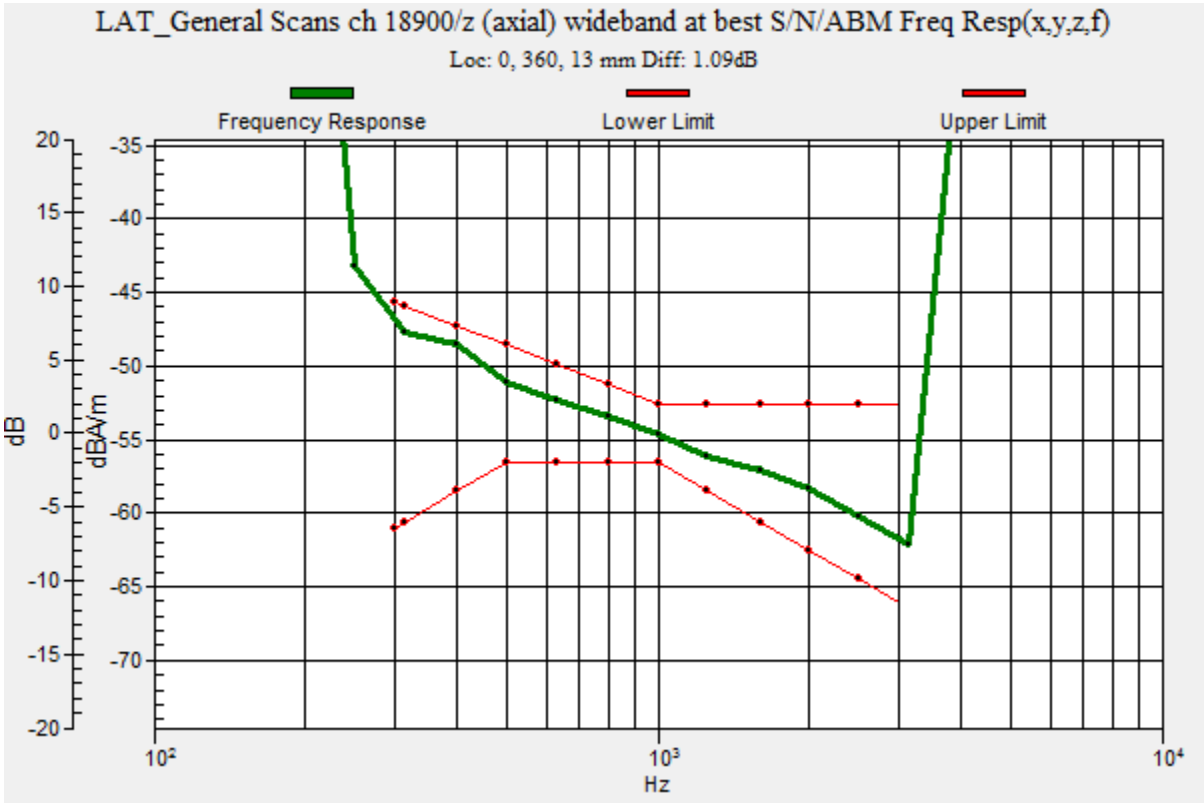

LTE Band 2 Narrowband

Communication System: UID 0, LTE (FDD) (0); Frequency: 1880 MHz; Duty Cycle: 1:1
Phantom section: TCoil Section
DASY5 Configuration:
- Probe: AM1DV3 - 3092; ; Calibrated: 7/9/2015
- Sensor-Surface: 0mm (Fix Surface)
- Electronics: DAE4 Sn1257; Calibrated: 9/16/2015
- Phantom: HAC Test Arch with AMCC; Type: SD HAC P01 BB
- Measurement SW: DASY52, Version 52.8 (7);SEMCAD X Version 14.6.10 (7164)

T-Coil scan (scan for ANSI C63.19-2011 compliance)/LAT_General Scans ch 18900/z (axial) 4.2mm 50 x 50/ABM Interpolated SNR(x,y,z) (121x121x1): Interpolated grid: dx=1.000 mm, dy=1.000 mm
Signal Type: Audio File (.wav) 48k_voice_1kHz_1s.wav
Output Gain: 100
Measure Window Start: 300ms
Measure Window Length: 1000ms
BWC applied: 0.16 dB
Device Reference Point: 0, 0, -6.3 mm

Cursor:
ABM1/ABM2 = 54.33 dB
ABM1 comp = 10.53 dBA/m
BWC Factor = 0.16 dB
Location: -3.7, 4.2, 3.7 mm



0 dB = 1.000 = 0.00 dB

LTE Band 2 Narrowband

Communication System: UID 0, LTE (FDD) (0); Frequency: 1880 MHz; Duty Cycle: 1:1
Phantom section: TCoil Section
DASY5 Configuration:
- Probe: AM1DV3 - 3092; ; Calibrated: 7/9/2015
- Sensor-Surface: 0mm (Fix Surface)
- Electronics: DAE4 Sn1257; Calibrated: 9/16/2015
- Phantom: HAC Test Arch with AMCC; Type: SD HAC P01 BB
- Measurement SW: DASY52, Version 52.8 (7);SEMCAD X Version 14.6.10 (7164)

T-Coil scan (scan for ANSI C63.19-2011 compliance)/LAT_General Scans ch 18900/y (transversal) 4.2mm 50 x 50/ABM Interpolated SNR(x,y,z) (121x121x1): Interpolated grid: dx=1.000 mm, dy=1.000 mm
Signal Type: Audio File (.wav) 48k_voice_1kHz_1s.wav
Output Gain: 100
Measure Window Start: 300ms
Measure Window Length: 1000ms
BWC applied: 0.16 dB
Device Reference Point: 0, 0, -6.3 mm

Cursor:
ABM1/ABM2 = 55.68 dB
ABM1 comp = 5.76 dBA/m
BWC Factor = 0.16 dB
Location: 0, -7.1, 3.7 mm

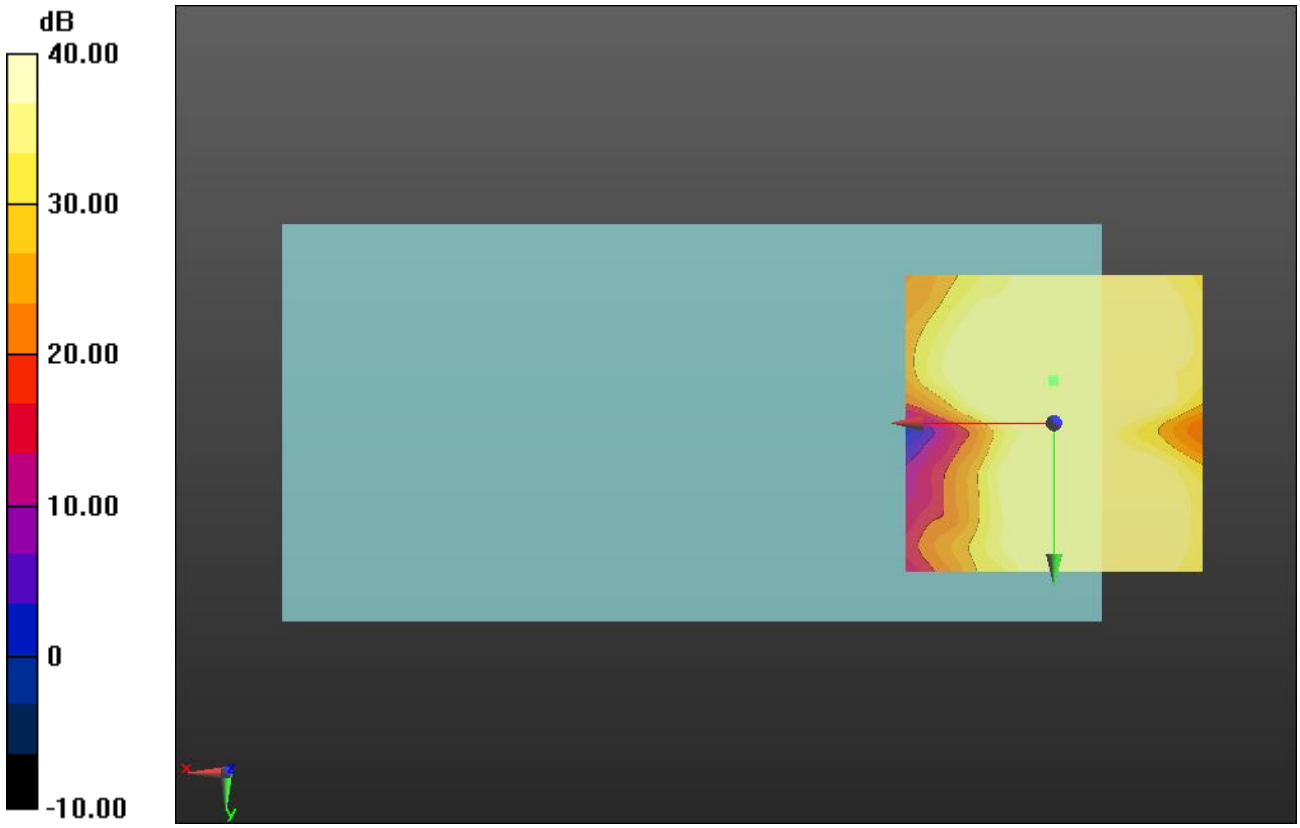

0 dB = 1.000 = 0.00 dB

LTE Band 4 Narrowband

Communication System: UID 0, LTE (FDD) (0); Frequency: 1732.5 MHz;Duty Cycle: 1:1

T-Coil scan (scan for ANSI C63.19-2011 compliance)/LAT_General Scans ch 20175/z (axial) wideband at best S/N/ABM Freq Resp(x,y,z,f) (1x1x1): Measurement grid: dx=10mm, dy=10mm

Signal Type: Audio File (.wav) 48k_voice_300-3000_2s.wav
Output Gain: 100
Measure Window Start: 300ms
Measure Window Length: 2000ms
BWC applied: 10.80 dB
Device Reference Point: 0, 0, -6.3 mm

Category	Telephone parameters WD signal quality [(signal+noise)-to-noise ratio in decibels]
Category T1	0 dB to 10 dB
Category T2	10 dB to 20 dB
Category T3	20 dB to 30 dB
Category T4	> 30 dB

Cursor:
Diff = 1.18 dB
BWC Factor = 10.80 dB
Location: 0, 360, 13 mm

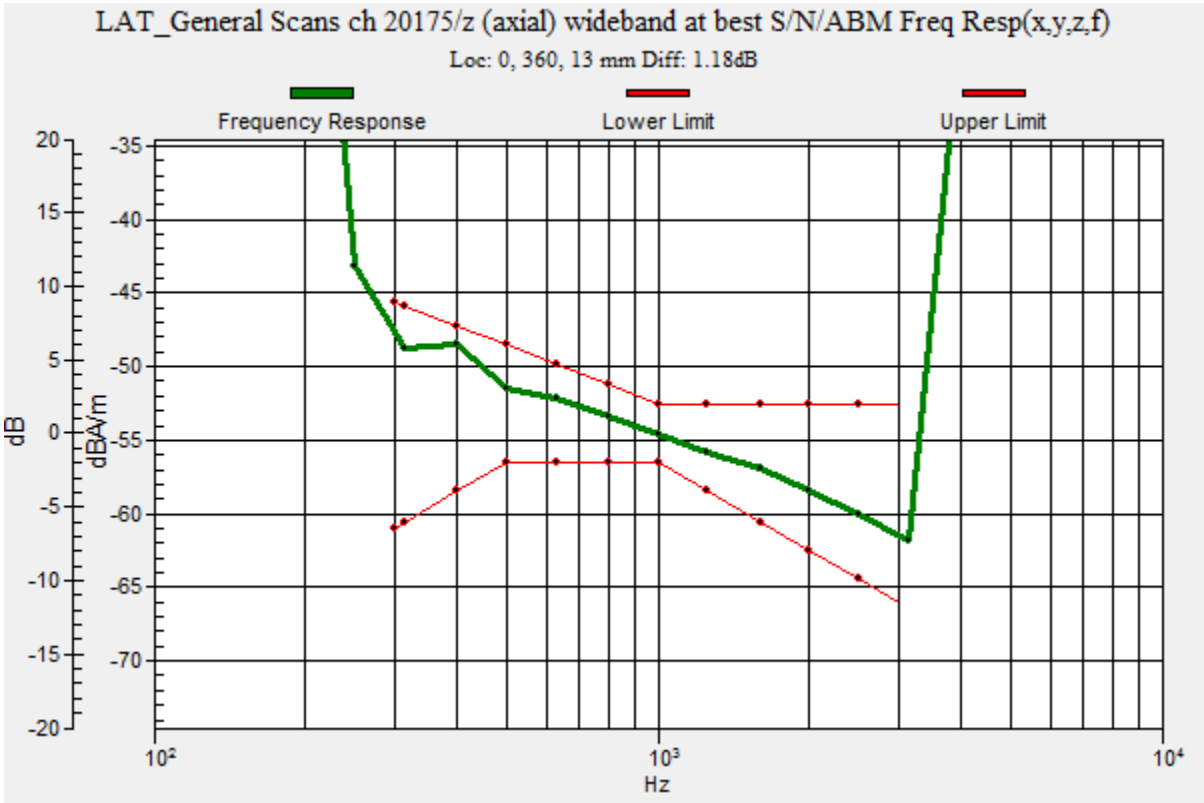

LTE Band 4 Narrowband

Communication System: UID 0, LTE (FDD) (0); Frequency: 1732.5 MHz; Duty Cycle: 1:1
Phantom section: TCoil Section
DASY5 Configuration:
- Probe: AM1DV3 - 3092; ; Calibrated: 7/9/2015
- Sensor-Surface: 0mm (Fix Surface)
- Electronics: DAE4 Sn1257; Calibrated: 9/16/2015
- Phantom: HAC Test Arch with AMCC; Type: SD HAC P01 BB
- Measurement SW: DASY52, Version 52.8 (7);SEMCAD X Version 14.6.10 (7164)

T-Coil scan (scan for ANSI C63.19-2011 compliance)/LAT_General Scans ch 20175/z (axial) 4.2mm 50 x 50/ABM Interpolated SNR(x,y,z) (121x121x1): Interpolated grid: dx=1.000 mm, dy=1.000 mm

Signal Type: Audio File (.wav) 48k_voice_1kHz_1s.wav
Output Gain: 100
Measure Window Start: 300ms
Measure Window Length: 1000ms
BWC applied: 0.16 dB
Device Reference Point: 0, 0, -6.3 mm

Cursor:
ABM1/ABM2 = 55.43 dB
ABM1 comp = 12.08 dBA/m
BWC Factor = 0.16 dB
Location: -2.1, 4.2, 3.7 mm



0 dB = 1.000 = 0.00 dB

LTE Band 4 Narrowband

Communication System: UID 0, LTE (FDD) (0); Frequency: 1732.5 MHz; Duty Cycle: 1:1
Phantom section: TCoil Section
DASY5 Configuration:
- Probe: AM1DV3 - 3092; ; Calibrated: 7/9/2015
- Sensor-Surface: 0mm (Fix Surface)
- Electronics: DAE4 Sn1257; Calibrated: 9/16/2015
- Phantom: HAC Test Arch with AMCC; Type: SD HAC P01 BB
- Measurement SW: DASY52, Version 52.8 (7);SEMCAD X Version 14.6.10 (7164)

T-Coil scan (scan for ANSI C63.19-2011 compliance)/LAT_General Scans ch 20175/y (transversal) 4.2mm 50 x 50/ABM Interpolated SNR(x,y,z) (121x121x1): Interpolated grid: dx=1.000 mm, dy=1.000 mm
Signal Type: Audio File (.wav) 48k_voice_1kHz_1s.wav
Output Gain: 100
Measure Window Start: 300ms
Measure Window Length: 1000ms
BWC applied: 0.16 dB
Device Reference Point: 0, 0, -6.3 mm

Cursor:
ABM1/ABM2 = 55.76 dB
ABM1 comp = 5.63 dBA/m
BWC Factor = 0.16 dB
Location: 0, -7.9, 3.7 mm

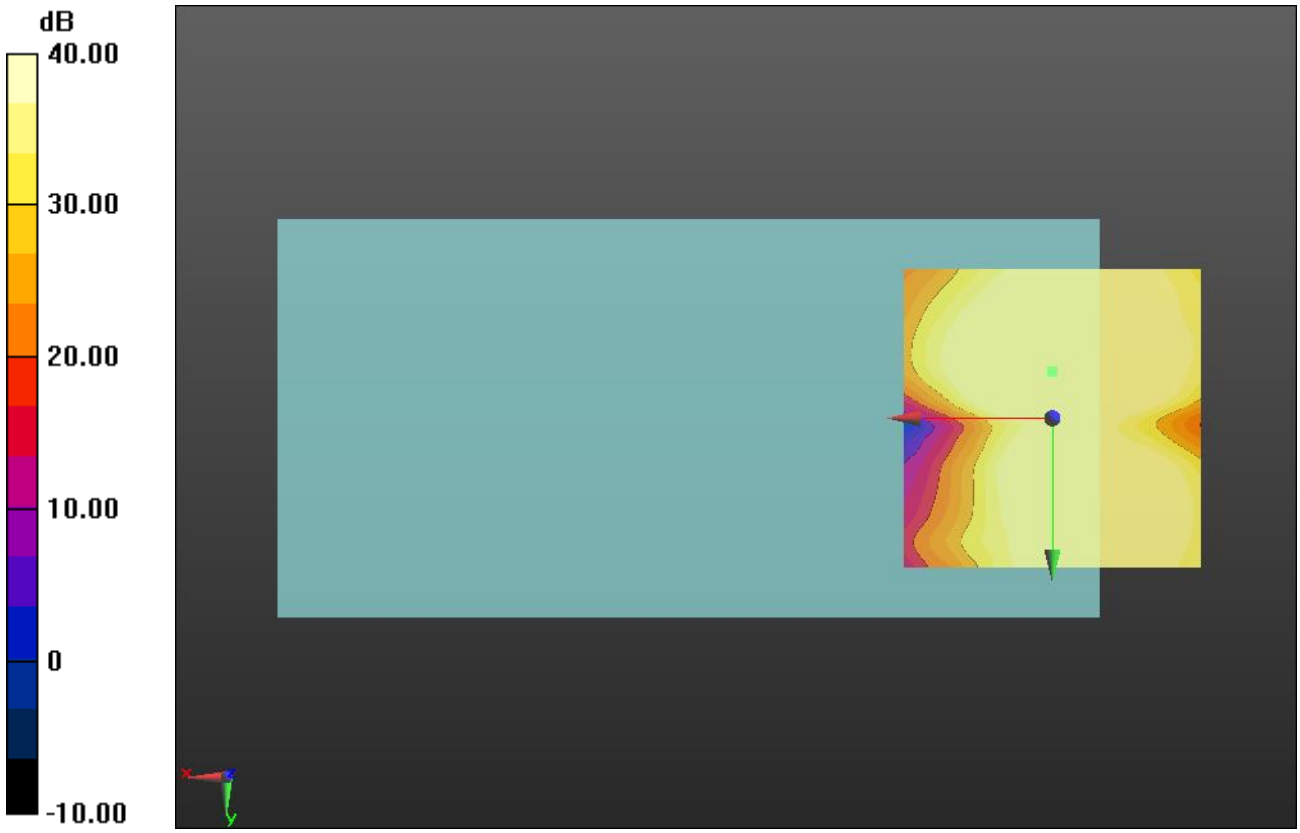

0 dB = 1.000 = 0.00 dB

LTE Band 5 Narrowband

Communication System: UID 0, LTE (FDD) (0); Frequency: 836.5 MHz;Duty Cycle: 1:1

T-Coil scan (scan for ANSI C63.19-2011 compliance)/LAT_General Scans ch 20525/z (axial) wideband at best S/N/ABM Freq Resp(x,y,z,f) (1x1x1): Measurement grid: dx=10mm, dy=10mm

Signal Type: Audio File (.wav) 48k_voice_300-3000_2s.wav
Output Gain: 100
Measure Window Start: 300ms
Measure Window Length: 2000ms
BWC applied: 10.80 dB
Device Reference Point: 0, 0, -6.3 mm

Category	Telephone parameters WD signal quality [(signal+noise)-to-noise ratio in decibels]
Category T1	0 dB to 10 dB
Category T2	10 dB to 20 dB
Category T3	20 dB to 30 dB
Category T4	> 30 dB

Cursor:
Diff = 1.03 dB
BWC Factor = 10.80 dB
Location: 0, 360, 13 mm

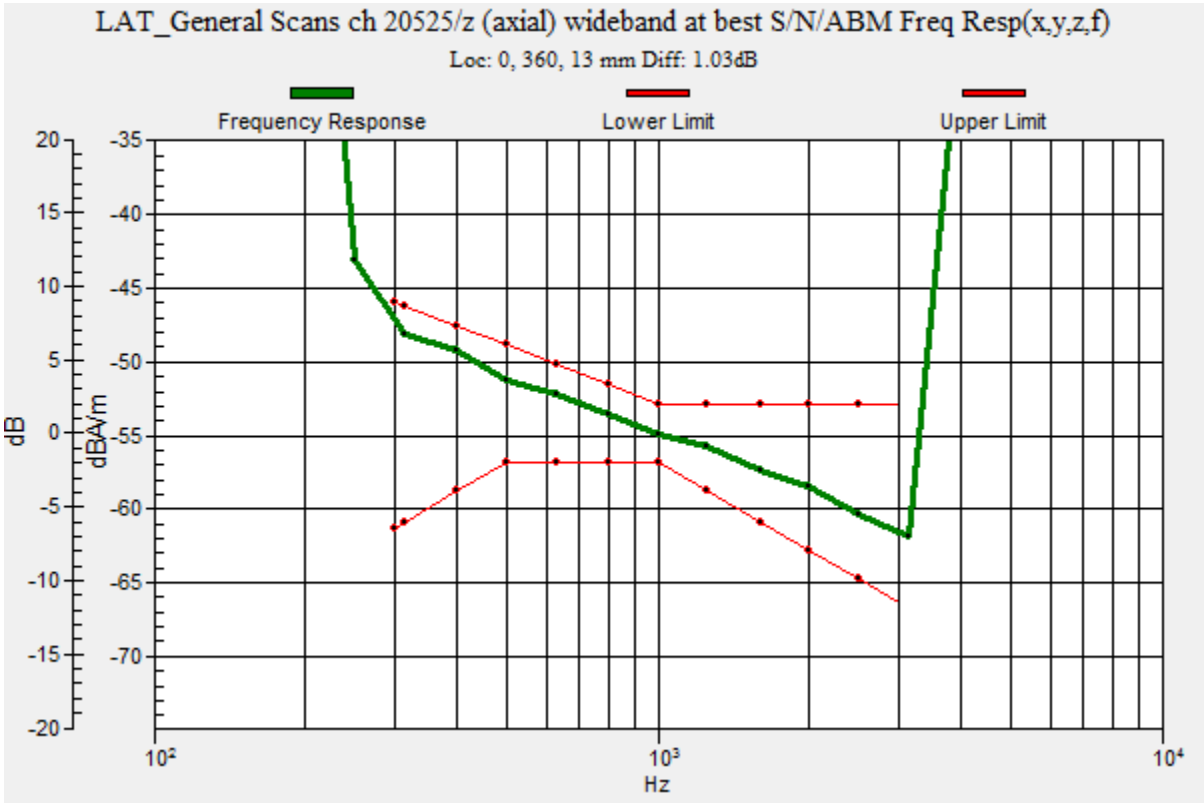

LTE Band 5 Narrowband

Communication System: UID 0, LTE (FDD) (0); Frequency: 836.5 MHz; Duty Cycle: 1:1
Phantom section: TCoil Section
DASY5 Configuration:
- Probe: AM1DV3 - 3092; ; Calibrated: 7/9/2015
- Sensor-Surface: 0mm (Fix Surface)
- Electronics: DAE4 Sn1257; Calibrated: 9/16/2015
- Phantom: HAC Test Arch with AMCC; Type: SD HAC P01 BB
- Measurement SW: DASY52, Version 52.8 (7);SEMCAD X Version 14.6.10 (7164)

T-Coil scan (scan for ANSI C63.19-2011 compliance)/LAT_General Scans ch 20525/z (axial) 4.2mm 50 x 50/ABM Interpolated SNR(x,y,z) (121x121x1): Interpolated grid: dx=1.000 mm, dy=1.000 mm
Signal Type: Audio File (.wav) 48k_voice_1kHz_1s.wav
Output Gain: 100
Measure Window Start: 300ms
Measure Window Length: 1000ms
BWC applied: 0.16 dB
Device Reference Point: 0, 0, -6.3 mm

Cursor:
ABM1/ABM2 = 55.34 dB
ABM1 comp = 10.08 dBA/m
BWC Factor = 0.16 dB
Location: -3.7, 4.2, 3.7 mm



0 dB = 1.000 = 0.00 dB

LTE Band 5 Narrowband

Communication System: UID 0, LTE (FDD) (0); Frequency: 836.5 MHz; Duty Cycle: 1:1
Phantom section: TCoil Section
DASY5 Configuration:
- Probe: AM1DV3 - 3092; ; Calibrated: 7/9/2015
- Sensor-Surface: 0mm (Fix Surface)
- Electronics: DAE4 Sn1257; Calibrated: 9/16/2015
- Phantom: HAC Test Arch with AMCC; Type: SD HAC P01 BB
- Measurement SW: DASY52, Version 52.8 (7);SEMCAD X Version 14.6.10 (7164)

T-Coil scan (scan for ANSI C63.19-2011 compliance)/LAT_General Scans ch 20525/y (transversal) 4.2mm 50 x 50/ABM Interpolated SNR(x,y,z) (121x121x1): Interpolated grid: dx=1.000 mm, dy=1.000 mm

Signal Type: Audio File (.wav) 48k_voice_1kHz_1s.wav
Output Gain: 100
Measure Window Start: 300ms
Measure Window Length: 1000ms
BWC applied: 0.16 dB
Device Reference Point: 0, 0, -6.3 mm

Cursor:
ABM1/ABM2 = 56.82 dB
ABM1 comp = 5.91 dBA/m
BWC Factor = 0.16 dB
Location: 0.4, -7.1, 3.7 mm



0 dB = 1.000 = 0.00 dB

LTE Band 7 Narrowband

Communication System: UID 0, LTE (FDD) (0); Frequency: 2535 MHz;Duty Cycle: 1:1

T-Coil scan (scan for ANSI C63.19-2011 compliance)/LAT_General Scans ch 21100/z (axial) wideband at best S/N/ABM Freq Resp(x,y,z,f) (1x1x1): Measurement grid: dx=10mm, dy=10mm

Signal Type: Audio File (.wav) 48k_voice_300-3000_2s.wav
Output Gain: 100
Measure Window Start: 300ms
Measure Window Length: 2000ms
BWC applied: 10.80 dB
Device Reference Point: 0, 0, -6.3 mm

Category	Telephone parameters WD signal quality [(signal+noise)-to-noise ratio in decibels]
Category T1	0 dB to 10 dB
Category T2	10 dB to 20 dB
Category T3	20 dB to 30 dB
Category T4	> 30 dB

Cursor:
Diff = 1.34 dB
BWC Factor = 10.80 dB
Location: 0, 360, 13 mm

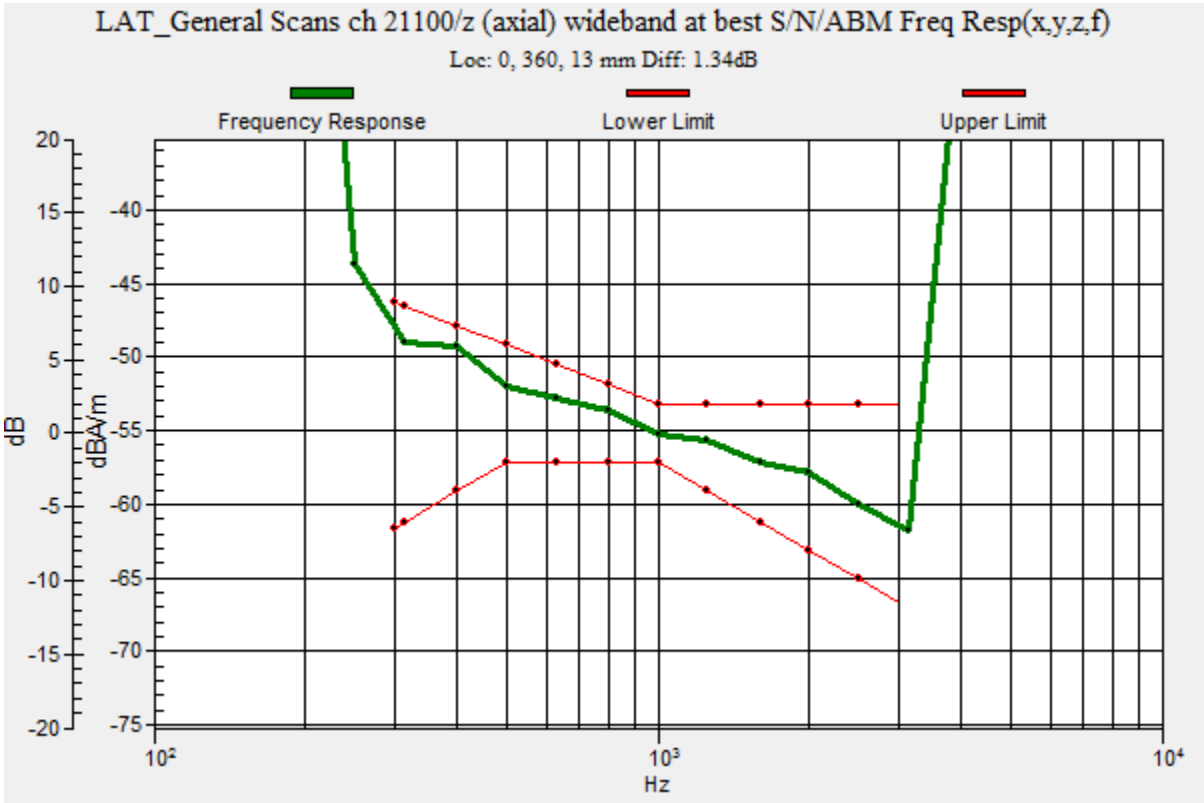

LTE Band 7 Narrowband

Communication System: UID 0, LTE (FDD) (0); Frequency: 2535 MHz; Duty Cycle: 1:1
Phantom section: TCoil Section
DASY5 Configuration:
- Probe: AM1DV3 - 3092; ; Calibrated: 7/9/2015
- Sensor-Surface: 0mm (Fix Surface)
- Electronics: DAE4 Sn1257; Calibrated: 9/16/2015
- Phantom: HAC Test Arch with AMCC; Type: SD HAC P01 BB
- Measurement SW: DASY52, Version 52.8 (7);SEMCAD X Version 14.6.10 (7164)

T-Coil scan (scan for ANSI C63.19-2011 compliance)/LAT_General Scans ch 21100/z (axial) 4.2mm 50 x 50/ABM Interpolated SNR(x,y,z) (121x121x1): Interpolated grid: dx=1.000 mm, dy=1.000 mm

Signal Type: Audio File (.wav) 48k_voice_1kHz_1s.wav
Output Gain: 100
Measure Window Start: 300ms
Measure Window Length: 1000ms
BWC applied: 0.16 dB
Device Reference Point: 0, 0, -6.3 mm

Cursor:
ABM1/ABM2 = 54.19 dB
ABM1 comp = 11.91 dBA/m
BWC Factor = 0.16 dB
Location: -1.7, 3.7, 3.7 mm



0 dB = 1.000 = 0.00 dB

LTE Band 7 Narrowband

Communication System: UID 0, LTE (FDD) (0); Frequency: 2535 MHz; Duty Cycle: 1:1
Phantom section: TCoil Section
DASY5 Configuration:
- Probe: AM1DV3 - 3092; ; Calibrated: 7/9/2015
- Sensor-Surface: 0mm (Fix Surface)
- Electronics: DAE4 Sn1257; Calibrated: 9/16/2015
- Phantom: HAC Test Arch with AMCC; Type: SD HAC P01 BB
- Measurement SW: DASY52, Version 52.8 (7);SEMCAD X Version 14.6.10 (7164)

T-Coil scan (scan for ANSI C63.19-2011 compliance)/LAT_General Scans ch 21100/y (transversal) 4.2mm 50 x 50/ABM Interpolated SNR(x,y,z) (121x121x1): Interpolated grid: dx=1.000 mm, dy=1.000 mm

Signal Type: Audio File (.wav) 48k_voice_1kHz_1s.wav
Output Gain: 100
Measure Window Start: 300ms
Measure Window Length: 1000ms
BWC applied: 0.16 dB
Device Reference Point: 0, 0, -6.3 mm

Cursor:
ABM1/ABM2 = 53.73 dB
ABM1 comp = 5.28 dBA/m
BWC Factor = 0.16 dB
Location: 0, -8.3, 3.7 mm



0 dB = 1.000 = 0.00 dB

LTE Band 12 Narrowband

Communication System: UID 0, LTE (FDD) (0); Frequency: 707.5 MHz;Duty Cycle: 1:1

T-Coil scan (scan for ANSI C63.19-2011 compliance)/LAT_General Scans ch 23095/z (axial) wideband at best S/N/ABM Freq Resp(x,y,z,f) (1x1x1): Measurement grid: dx=10mm, dy=10mm

Signal Type: Audio File (.wav) 48k_voice_300-3000_2s.wav
Output Gain: 100
Measure Window Start: 300ms
Measure Window Length: 2000ms
BWC applied: 10.80 dB
Device Reference Point: 0, 0, -6.3 mm

Category	Telephone parameters WD signal quality [(signal+noise)-to-noise ratio in decibels]
Category T1	0 dB to 10 dB
Category T2	10 dB to 20 dB
Category T3	20 dB to 30 dB
Category T4	> 30 dB

Cursor:
Diff = 1.05 dB
BWC Factor = 10.80 dB
Location: 0, 360, 13 mm

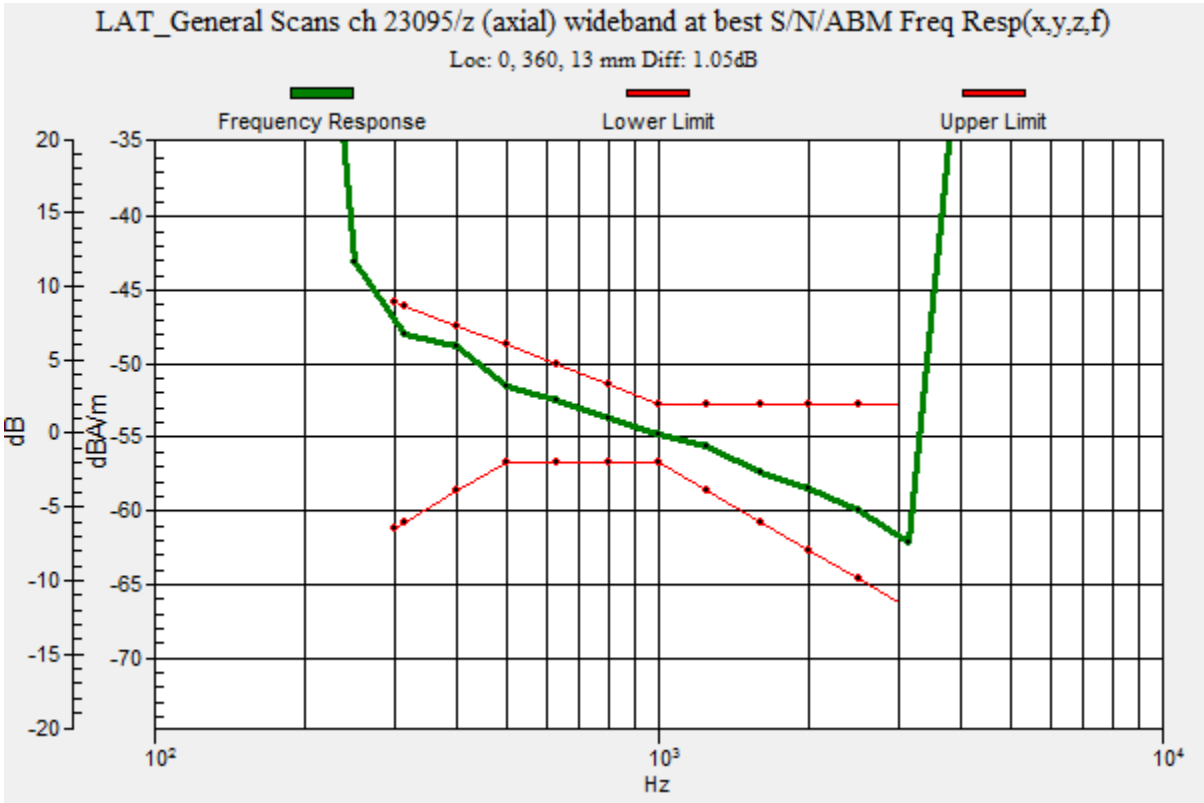

LTE Band 12 Narrowband

Communication System: UID 0, LTE (FDD) (0); Frequency: 707.5 MHz; Duty Cycle: 1:1
Phantom section: TCoil Section
DASY5 Configuration:
- Probe: AM1DV3 - 3083; ; Calibrated: 1/26/2016
- Sensor-Surface: 0mm (Fix Surface)
- Electronics: DAE4 Sn1257; Calibrated: 9/16/2015
- Phantom: HAC Test Arch with AMCC; Type: SD HAC P01 BB
- Measurement SW: DASY52, Version 52.8 (7);SEMCAD X Version 14.6.10 (7164)

T-Coil scan (scan for ANSI C63.19-2011 compliance)/LAT_General Scans ch 23095/z (axial) 4.2mm 50 x 50/ABM Interpolated SNR(x,y,z) (121x121x1): Interpolated grid: dx=1.000 mm, dy=1.000 mm

Signal Type: Audio File (.wav) 48k_voice_1kHz_1s.wav
Output Gain: 100
Measure Window Start: 300ms
Measure Window Length: 1000ms
BWC applied: 0.16 dB
Device Reference Point: 0, 0, -6.3 mm

Cursor:
ABM1/ABM2 = 61.42 dB
ABM1 comp = 14.78 dBA/m
BWC Factor = 0.16 dB
Location: -0.4, 0, 3.7 mm



0 dB = 1.000 = 0.00 dB

LTE Band 12 Narrowband

Communication System: UID 0, LTE (FDD) (0); Frequency: 707.5 MHz; Duty Cycle: 1:1
Phantom section: TCoil Section
DASY5 Configuration:
- Probe: AM1DV3 - 3083; ; Calibrated: 1/26/2016
- Sensor-Surface: 0mm (Fix Surface)
- Electronics: DAE4 Sn1257; Calibrated: 9/16/2015
- Phantom: HAC Test Arch with AMCC; Type: SD HAC P01 BB
- Measurement SW: DASY52, Version 52.8 (7);SEMCAD X Version 14.6.10 (7164)

T-Coil scan (scan for ANSI C63.19-2011 compliance)/LAT_General Scans ch 23095/y (transversal) 4.2mm 50 x 50/ABM Interpolated SNR(x,y,z) (121x121x1): Interpolated grid: dx=1.000 mm, dy=1.000 mm

Signal Type: Audio File (.wav) 48k_voice_1kHz_1s.wav
Output Gain: 100
Measure Window Start: 300ms
Measure Window Length: 1000ms
BWC applied: 0.16 dB
Device Reference Point: 0, 0, -6.3 mm

Cursor:
ABM1/ABM2 = 54.28 dB
ABM1 comp = 3.11 dBA/m
BWC Factor = 0.16 dB
Location: -0.8, -7.1, 3.7 mm



0 dB = 1.000 = 0.00 dB

LTE Band 13 Narrowband

Communication System: UID 0, LTE (FDD) (0); Frequency: 782 MHz;Duty Cycle: 1:1

T-Coil scan (scan for ANSI C63.19-2011 compliance)/LAT_General Scans ch 23230/z (axial) wideband at best S/N/ABM Freq Resp(x,y,z,f) (1x1x1): Measurement grid: dx=10mm, dy=10mm

Signal Type: Audio File (.wav) 48k_voice_300-3000_2s.wav
Output Gain: 100
Measure Window Start: 300ms
Measure Window Length: 2000ms
BWC applied: 10.80 dB
Device Reference Point: 0, 0, -6.3 mm

Category	Telephone parameters WD signal quality [(signal+noise)-to-noise ratio in decibels]
Category T1	0 dB to 10 dB
Category T2	10 dB to 20 dB
Category T3	20 dB to 30 dB
Category T4	> 30 dB

Cursor:
Diff = 1.33 dB
BWC Factor = 10.80 dB
Location: 0, 360, 13 mm

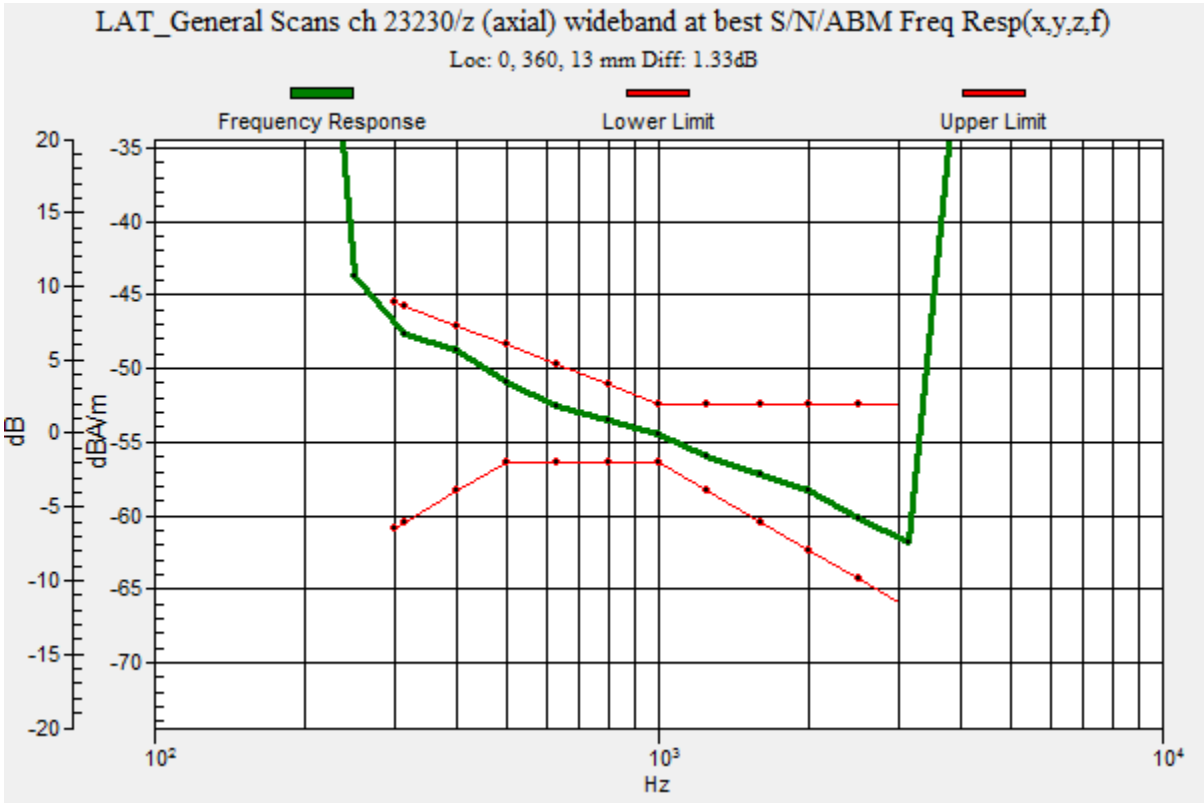

LTE Band 13 Narrowband

Communication System: UID 0, LTE (FDD) (0); Frequency: 782 MHz; Duty Cycle: 1:1
Phantom section: TCoil Section
DASY5 Configuration:
- Probe: AM1DV3 - 3092; ; Calibrated: 7/9/2015
- Sensor-Surface: 0mm (Fix Surface)
- Electronics: DAE4 Sn1257; Calibrated: 9/16/2015
- Phantom: HAC Test Arch with AMCC; Type: SD HAC P01 BB
- Measurement SW: DASY52, Version 52.8 (7);SEMCAD X Version 14.6.10 (7164)

T-Coil scan (scan for ANSI C63.19-2011 compliance)/LAT_General Scans ch 23230/z (axial) 4.2mm 50 x 50/ABM Interpolated SNR(x,y,z) (121x121x1): Interpolated grid: dx=1.000 mm, dy=1.000 mm

Signal Type: Audio File (.wav) 48k_voice_1kHz_1s.wav
Output Gain: 100
Measure Window Start: 300ms
Measure Window Length: 1000ms
BWC applied: 0.16 dB
Device Reference Point: 0, 0, -6.3 mm

Cursor:
ABM1/ABM2 = 55.42 dB
ABM1 comp = 10.93 dBA/m
BWC Factor = 0.16 dB
Location: -0.4, -3.8, 3.7 mm



0 dB = 1.000 = 0.00 dB

LTE Band 13 Narrowband

Communication System: UID 0, LTE (FDD) (0); Frequency: 782 MHz; Duty Cycle: 1:1
Phantom section: TCoil Section
DASY5 Configuration:
- Probe: AM1DV3 - 3092; ; Calibrated: 7/9/2015
- Sensor-Surface: 0mm (Fix Surface)
- Electronics: DAE4 Sn1257; Calibrated: 9/16/2015
- Phantom: HAC Test Arch with AMCC; Type: SD HAC P01 BB
- Measurement SW: DASY52, Version 52.8 (7);SEMCAD X Version 14.6.10 (7164)

T-Coil scan (scan for ANSI C63.19-2011 compliance)/LAT_General Scans ch 23230/y (transversal) 4.2mm 50 x 50/ABM Interpolated SNR(x,y,z) (121x121x1): Interpolated grid: dx=1.000 mm, dy=1.000 mm

Signal Type: Audio File (.wav) 48k_voice_1kHz_1s.wav
Output Gain: 100
Measure Window Start: 300ms
Measure Window Length: 1000ms
BWC applied: 0.16 dB
Device Reference Point: 0, 0, -6.3 mm

Cursor:
ABM1/ABM2 = 54.64 dB
ABM1 comp = 5.63 dBA/m
BWC Factor = 0.16 dB
Location: -0.4, -6.3, 3.7 mm



0 dB = 1.000 = 0.00 dB

LTE Band 17 Narrowband

Communication System: UID 0, LTE (FDD) (0); Frequency: 710 MHz;Duty Cycle: 1:1

T-Coil scan (scan for ANSI C63.19-2011 compliance)/LAT_General Scans ch 23790/z (axial) wideband at best S/N/ABM Freq Resp(x,y,z,f) (1x1x1): Measurement grid: dx=10mm, dy=10mm

Signal Type: Audio File (.wav) 48k_voice_300-3000_2s.wav
Output Gain: 100
Measure Window Start: 300ms
Measure Window Length: 2000ms
BWC applied: 10.80 dB
Device Reference Point: 0, 0, -6.3 mm

Category	Telephone parameters WD signal quality [(signal+noise)-to-noise ratio in decibels]
Category T1	0 dB to 10 dB
Category T2	10 dB to 20 dB
Category T3	20 dB to 30 dB
Category T4	> 30 dB

Cursor:
Diff = 1.47 dB
BWC Factor = 10.80 dB
Location: 0, 360, 13 mm

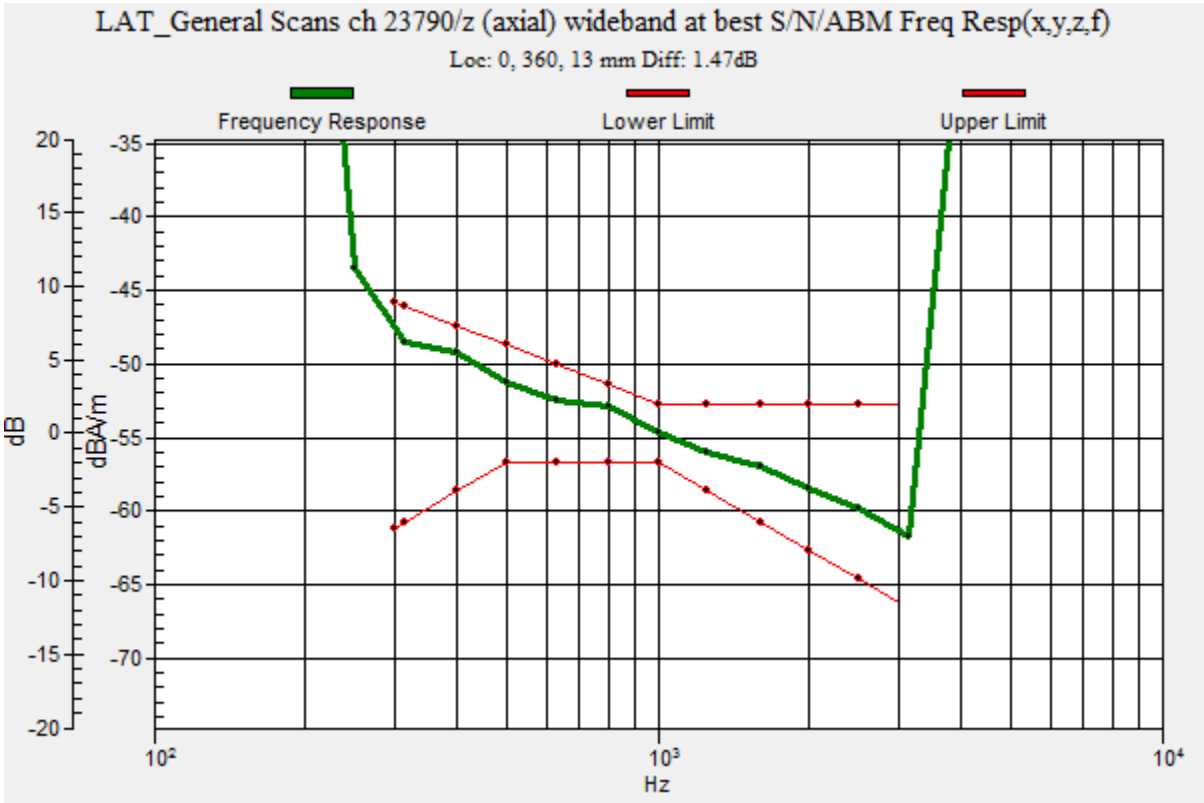

LTE Band 17 Narrowband

Communication System: UID 0, LTE (FDD) (0); Frequency: 710 MHz; Duty Cycle: 1:1
Phantom section: TCoil Section
DASY5 Configuration:
- Probe: AM1DV3 - 3092; ; Calibrated: 7/9/2015
- Sensor-Surface: 0mm (Fix Surface)
- Electronics: DAE4 Sn1257; Calibrated: 9/16/2015
- Phantom: HAC Test Arch with AMCC; Type: SD HAC P01 BB
- Measurement SW: DASY52, Version 52.8 (7);SEMCAD X Version 14.6.10 (7164)

T-Coil scan (scan for ANSI C63.19-2011 compliance)/LAT_General Scans ch 23790/z (axial) 4.2mm 50 x 50/ABM Interpolated SNR(x,y,z) (121x121x1): Interpolated grid: dx=1.000 mm, dy=1.000 mm

Signal Type: Audio File (.wav) 48k_voice_1kHz_1s.wav
Output Gain: 100
Measure Window Start: 300ms
Measure Window Length: 1000ms
BWC applied: 0.16 dB
Device Reference Point: 0, 0, -6.3 mm

Cursor:
ABM1/ABM2 = 54.57 dB
ABM1 comp = 10.90 dBA/m
BWC Factor = 0.16 dB
Location: -2.9, 4.2, 3.7 mm



0 dB = 1.000 = 0.00 dB

LTE Band 17 Narrowband

Communication System: UID 0, LTE (FDD) (0); Frequency: 710 MHz; Duty Cycle: 1:1
Phantom section: TCoil Section
DASY5 Configuration:
- Probe: AM1DV3 - 3092; ; Calibrated: 7/9/2015
- Sensor-Surface: 0mm (Fix Surface)
- Electronics: DAE4 Sn1257; Calibrated: 9/16/2015
- Phantom: HAC Test Arch with AMCC; Type: SD HAC P01 BB
- Measurement SW: DASY52, Version 52.8 (7);SEMCAD X Version 14.6.10 (7164)

T-Coil scan (scan for ANSI C63.19-2011 compliance)/LAT_General Scans ch 23790/y (transversal) 4.2mm 50 x 50/ABM Interpolated SNR(x,y,z) (121x121x1): Interpolated grid: dx=1.000 mm, dy=1.000 mm

Signal Type: Audio File (.wav) 48k_voice_1kHz_1s.wav
Output Gain: 100
Measure Window Start: 300ms
Measure Window Length: 1000ms
BWC applied: 0.16 dB
Device Reference Point: 0, 0, -6.3 mm

Cursor:
ABM1/ABM2 = 55.85 dB
ABM1 comp = 5.95 dBA/m
BWC Factor = 0.16 dB
Location: 0.4, -6.7, 3.7 mm



0 dB = 1.000 = 0.00 dB

LTE Band 25 Narrowband

Communication System: UID 0, LTE (FDD) (0); Frequency: 1882.5 MHz;Duty Cycle: 1:1

T-Coil scan (scan for ANSI C63.19-2011 compliance)/LAT_General Scans ch 26365/z (axial) wideband at best S/N/ABM Freq Resp(x,y,z,f) (1x1x1): Measurement grid: dx=10mm, dy=10mm

Signal Type: Audio File (.wav) 48k_voice_300-3000_2s.wav
Output Gain: 100
Measure Window Start: 300ms
Measure Window Length: 2000ms
BWC applied: 10.80 dB
Device Reference Point: 0, 0, -6.3 mm

Category	Telephone parameters WD signal quality [(signal+noise)-to-noise ratio in decibels]
Category T1	0 dB to 10 dB
Category T2	10 dB to 20 dB
Category T3	20 dB to 30 dB
Category T4	> 30 dB

Cursor:
Diff = 1.18 dB
BWC Factor = 10.80 dB
Location: 0, 360, 13 mm

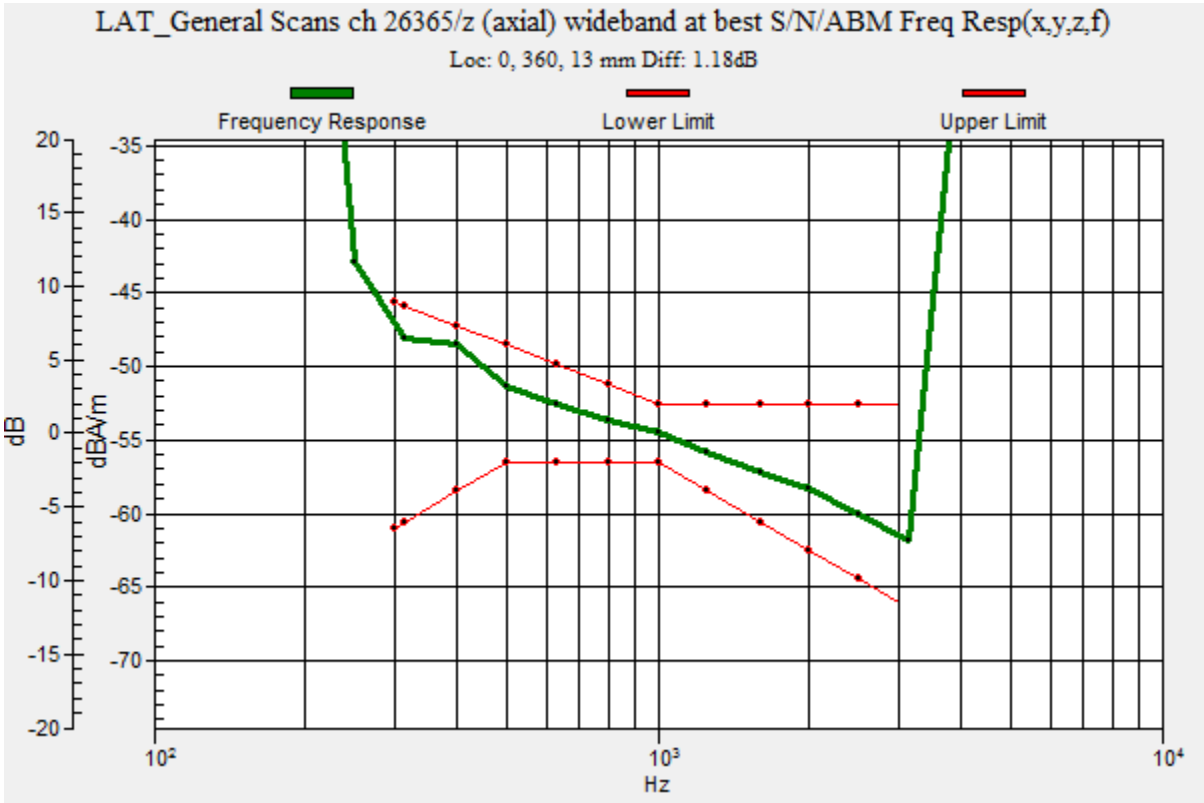

LTE Band 25 Narrowband

Communication System: UID 0, LTE (FDD) (0); Frequency: 1882.5 MHz; Duty Cycle: 1:1
Phantom section: TCoil Section
DASY5 Configuration:
- Probe: AM1DV3 - 3092; ; Calibrated: 7/9/2015
- Sensor-Surface: 0mm (Fix Surface)
- Electronics: DAE4 Sn1257; Calibrated: 9/16/2015
- Phantom: HAC Test Arch with AMCC; Type: SD HAC P01 BB
- Measurement SW: DASY52, Version 52.8 (7);SEMCAD X Version 14.6.10 (7164)

T-Coil scan (scan for ANSI C63.19-2011 compliance)/LAT_General Scans ch 26365/z (axial) 4.2mm 50 x 50/ABM Interpolated SNR(x,y,z) (121x121x1): Interpolated grid: dx=1.000 mm, dy=1.000 mm

Signal Type: Audio File (.wav) 48k_voice_1kHz_1s.wav
Output Gain: 100
Measure Window Start: 300ms
Measure Window Length: 1000ms
BWC applied: 0.16 dB
Device Reference Point: 0, 0, -6.3 mm

Cursor:
ABM1/ABM2 = 54.87 dB
ABM1 comp = 11.64 dBA/m
BWC Factor = 0.16 dB
Location: -1.7, 3.7, 3.7 mm



0 dB = 1.000 = 0.00 dB

LTE Band 25 Narrowband

Communication System: UID 0, LTE (FDD) (0); Frequency: 1882.5 MHz; Duty Cycle: 1:1
Phantom section: TCoil Section
DASY5 Configuration:
- Probe: AM1DV3 - 3092; ; Calibrated: 7/9/2015
- Sensor-Surface: 0mm (Fix Surface)
- Electronics: DAE4 Sn1257; Calibrated: 9/16/2015
- Phantom: HAC Test Arch with AMCC; Type: SD HAC P01 BB
- Measurement SW: DASY52, Version 52.8 (7);SEMCAD X Version 14.6.10 (7164)

T-Coil scan (scan for ANSI C63.19-2011 compliance)/LAT_General Scans ch 26365/y (transversal) 4.2mm 50 x 50/ABM Interpolated SNR(x,y,z) (121x121x1): Interpolated grid: dx=1.000 mm, dy=1.000 mm

Signal Type: Audio File (.wav) 48k_voice_1kHz_1s.wav
Output Gain: 100
Measure Window Start: 300ms
Measure Window Length: 1000ms
BWC applied: 0.16 dB
Device Reference Point: 0, 0, -6.3 mm

Cursor:
ABM1/ABM2 = 55.17 dB
ABM1 comp = 5.39 dBA/m
BWC Factor = 0.16 dB
Location: 0.4, -7.5, 3.7 mm



0 dB = 1.000 = 0.00 dB

LTE Band 26 Narrowband

Communication System: UID 0, LTE (FDD) (0); Frequency: 831.5 MHz;Duty Cycle: 1:1

T-Coil scan (scan for ANSI C63.19-2011 compliance)/LAT_General Scans ch 26865/z (axial) wideband at best S/N/ABM Freq Resp(x,y,z,f) (1x1x1): Measurement grid: dx=10mm, dy=10mm

Signal Type: Audio File (.wav) 48k_voice_300-3000_2s.wav
Output Gain: 100
Measure Window Start: 300ms
Measure Window Length: 2000ms
BWC applied: 10.80 dB
Device Reference Point: 0, 0, -6.3 mm

Category	Telephone parameters WD signal quality [(signal+noise)-to-noise ratio in decibels]
Category T1	0 dB to 10 dB
Category T2	10 dB to 20 dB
Category T3	20 dB to 30 dB
Category T4	> 30 dB

Cursor:
Diff = 1.03 dB
BWC Factor = 10.80 dB
Location: 0, 360, 13 mm

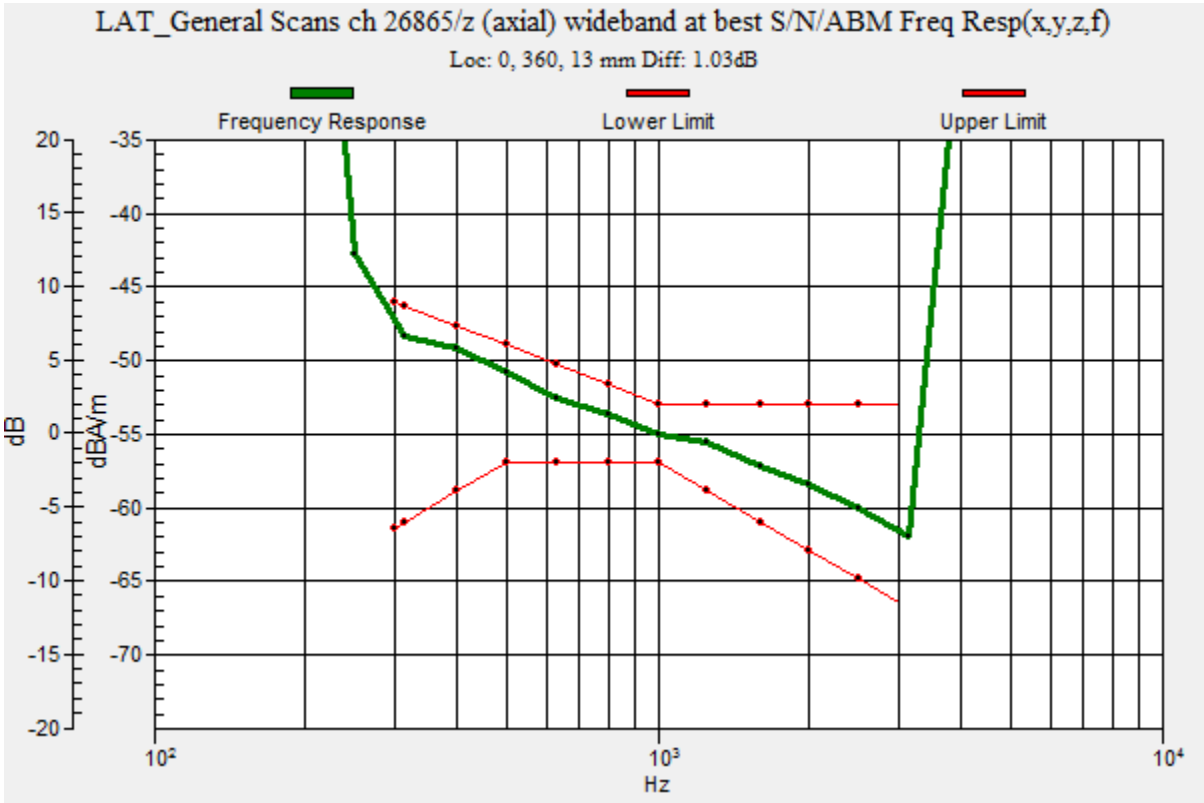

LTE Band 26 Narrowband

Communication System: UID 0, LTE (FDD) (0); Frequency: 831.5 MHz; Duty Cycle: 1:1
Phantom section: TCoil Section
DASY5 Configuration:
- Probe: AM1DV3 - 3092; ; Calibrated: 7/9/2015
- Sensor-Surface: 0mm (Fix Surface)
- Electronics: DAE4 Sn1257; Calibrated: 9/16/2015
- Phantom: HAC Test Arch with AMCC; Type: SD HAC P01 BB
- Measurement SW: DASY52, Version 52.8 (7);SEMCAD X Version 14.6.10 (7164)

T-Coil scan (scan for ANSI C63.19-2011 compliance)/LAT_General Scans ch 26865/z (axial) 4.2mm 50 x 50/ABM Interpolated SNR(x,y,z) (121x121x1): Interpolated grid: dx=1.000 mm, dy=1.000 mm

Signal Type: Audio File (.wav) 48k_voice_1kHz_1s.wav
Output Gain: 100
Measure Window Start: 300ms
Measure Window Length: 1000ms
BWC applied: 0.16 dB
Device Reference Point: 0, 0, -6.3 mm

Cursor:
ABM1/ABM2 = 55.78 dB
ABM1 comp = 10.59 dBA/m
BWC Factor = 0.16 dB
Location: 0, -4.2, 3.7 mm



0 dB = 1.000 = 0.00 dB

LTE Band 26 Narrowband

Communication System: UID 0, LTE (FDD) (0); Frequency: 831.5 MHz; Duty Cycle: 1:1
Phantom section: TCoil Section
DASY5 Configuration:
- Probe: AM1DV3 - 3092; ; Calibrated: 7/9/2015
- Sensor-Surface: 0mm (Fix Surface)
- Electronics: DAE4 Sn1257; Calibrated: 9/16/2015
- Phantom: HAC Test Arch with AMCC; Type: SD HAC P01 BB
- Measurement SW: DASY52, Version 52.8 (7);SEMCAD X Version 14.6.10 (7164)

T-Coil scan (scan for ANSI C63.19-2011 compliance)/LAT_General Scans ch 26865/y (transversal) 4.2mm 50 x 50/ABM Interpolated SNR(x,y,z) (121x121x1): Interpolated grid: dx=1.000 mm, dy=1.000 mm

Signal Type: Audio File (.wav) 48k_voice_1kHz_1s.wav
Output Gain: 100
Measure Window Start: 300ms
Measure Window Length: 1000ms
BWC applied: 0.16 dB
Device Reference Point: 0, 0, -6.3 mm

Cursor:
ABM1/ABM2 = 55.76 dB
ABM1 comp = 6.04 dBA/m
BWC Factor = 0.16 dB
Location: 0, -6.7, 3.7 mm



0 dB = 1.000 = 0.00 dB

LTE Band 27 Narrowband

Communication System: UID 0, LTE (FDD) (0); Frequency: 815.5 MHz;Duty Cycle: 1:1

T-Coil scan (scan for ANSI C63.19-2011 compliance)/LAT_General Scans ch 27125/z (axial) wideband at best S/N/ABM Freq Resp(x,y,z,f) (1x1x1): Measurement grid: dx=10mm, dy=10mm

Signal Type: Audio File (.wav) 48k_voice_300-3000_2s.wav
Output Gain: 100
Measure Window Start: 300ms
Measure Window Length: 2000ms
BWC applied: 10.80 dB
Device Reference Point: 0, 0, -6.3 mm

Category	Telephone parameters WD signal quality [(signal+noise)-to-noise ratio in decibels]
Category T1	0 dB to 10 dB
Category T2	10 dB to 20 dB
Category T3	20 dB to 30 dB
Category T4	> 30 dB

Cursor:
Diff = 1.23 dB
BWC Factor = 10.80 dB
Location: 0, 360, 13 mm

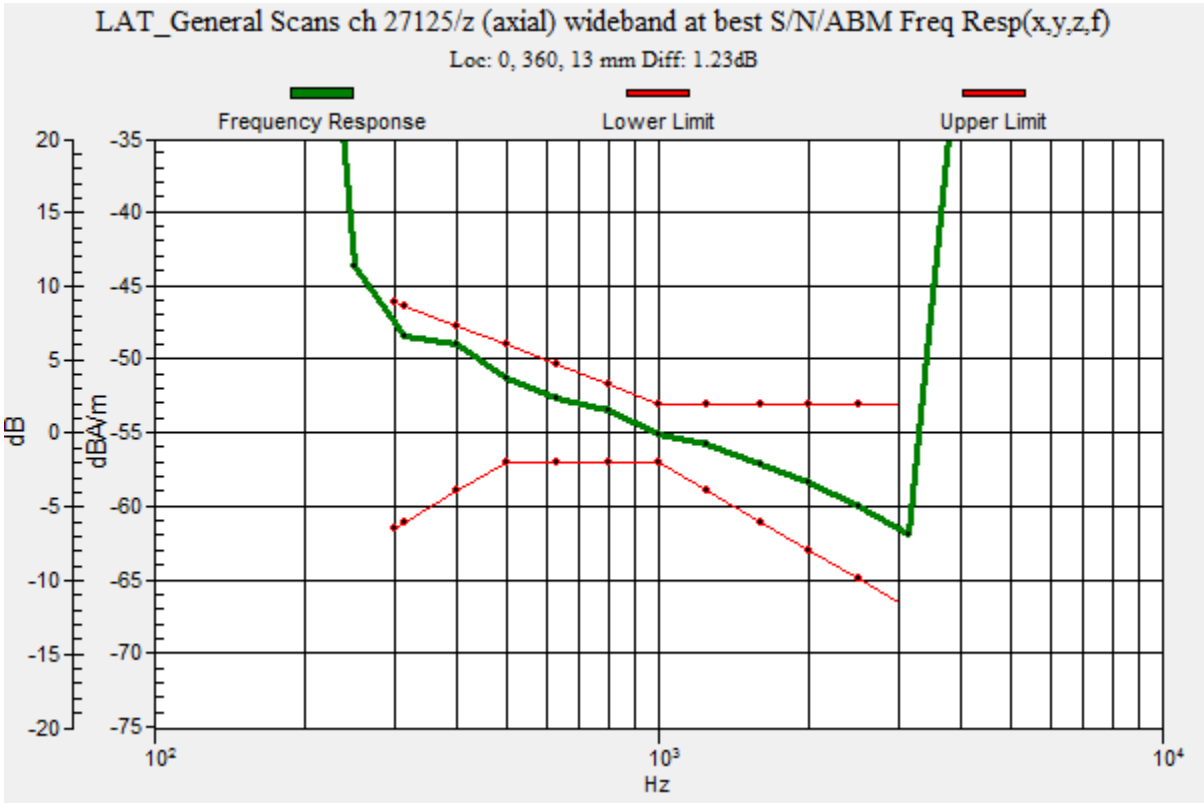

LTE Band 27 Narrowband

Communication System: UID 0, LTE (FDD) (0); Frequency: 815.5 MHz; Duty Cycle: 1:1
Phantom section: TCoil Section
DASY5 Configuration:
- Probe: AM1DV3 - 3092; ; Calibrated: 7/9/2015
- Sensor-Surface: 0mm (Fix Surface)
- Electronics: DAE4 Sn1257; Calibrated: 9/16/2015
- Phantom: HAC Test Arch with AMCC; Type: SD HAC P01 BB
- Measurement SW: DASY52, Version 52.8 (7);SEMCAD X Version 14.6.10 (7164)

T-Coil scan (scan for ANSI C63.19-2011 compliance)/LAT_General Scans ch 27125/z (axial) 4.2mm 50 x 50/ABM Interpolated SNR(x,y,z) (121x121x1): Interpolated grid: dx=1.000 mm, dy=1.000 mm

Signal Type: Audio File (.wav) 48k_voice_1kHz_1s.wav
Output Gain: 100
Measure Window Start: 300ms
Measure Window Length: 1000ms
BWC applied: 0.16 dB
Device Reference Point: 0, 0, -6.3 mm

Cursor:
ABM1/ABM2 = 56.10 dB
ABM1 comp = 13.09 dBA/m
BWC Factor = 0.16 dB
Location: -0.8, -2.5, 3.7 mm



0 dB = 1.000 = 0.00 dB

LTE Band 27 Narrowband

Communication System: UID 0, LTE (FDD) (0); Frequency: 815.5 MHz; Duty Cycle: 1:1
Phantom section: TCoil Section
DASY5 Configuration:
- Probe: AM1DV3 - 3092; ; Calibrated: 7/9/2015
- Sensor-Surface: 0mm (Fix Surface)
- Electronics: DAE4 Sn1257; Calibrated: 9/16/2015
- Phantom: HAC Test Arch with AMCC; Type: SD HAC P01 BB
- Measurement SW: DASY52, Version 52.8 (7);SEMCAD X Version 14.6.10 (7164)

T-Coil scan (scan for ANSI C63.19-2011 compliance)/LAT_General Scans ch 27125/y (transversal) 4.2mm 50 x 50/ABM Interpolated SNR(x,y,z) (121x121x1): Interpolated grid: dx=1.000 mm, dy=1.000 mm

Signal Type: Audio File (.wav) 48k_voice_1kHz_1s.wav
Output Gain: 100
Measure Window Start: 300ms
Measure Window Length: 1000ms
BWC applied: 0.16 dB
Device Reference Point: 0, 0, -6.3 mm

Cursor:
ABM1/ABM2 = 54.77 dB
ABM1 comp = 5.38 dBA/m
BWC Factor = 0.16 dB
Location: 4.2, -8.8, 3.7 mm



0 dB = 1.000 = 0.00 dB

LTE Band 30 Narrowband

Communication System: UID 0, LTE (FDD) (0); Frequency: 2310 MHz;Duty Cycle: 1:1

T-Coil scan (scan for ANSI C63.19-2011 compliance)/LAT_General Scans ch 27710/z (axial) wideband at best S/N/ABM Freq Resp(x,y,z,f) (1x1x1): Measurement grid: dx=10mm, dy=10mm

Signal Type: Audio File (.wav) 48k_voice_300-3000_2s.wav
Output Gain: 100
Measure Window Start: 300ms
Measure Window Length: 2000ms
BWC applied: 10.81 dB
Device Reference Point: 0, 0, -6.3 mm

Category	Telephone parameters WD signal quality [(signal+noise)-to-noise ratio in decibels]
Category T1	0 dB to 10 dB
Category T2	10 dB to 20 dB
Category T3	20 dB to 30 dB
Category T4	> 30 dB

Cursor:
Diff = 0.52 dB
BWC Factor = 10.81 dB
Location: -3.3, 0.5, 3.7 mm

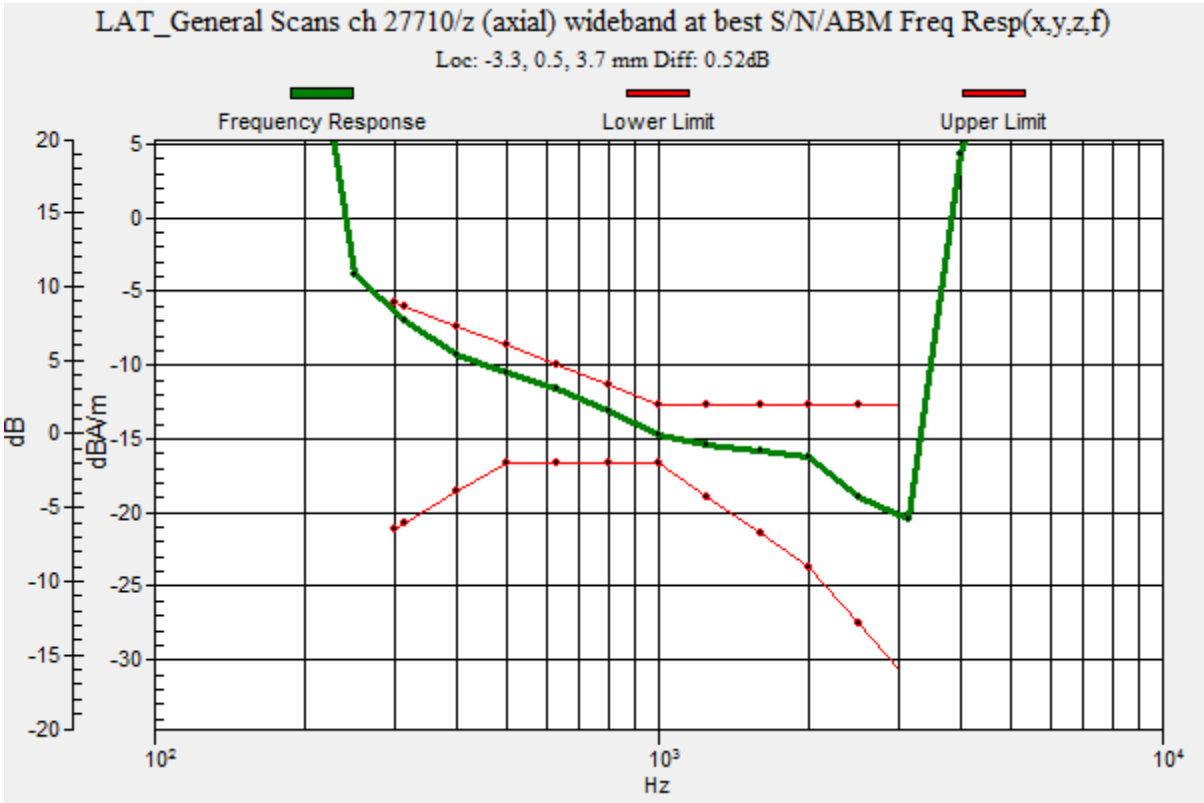

LTE Band 30 Narrowband

Communication System: UID 0, LTE (FDD) (0); Frequency: 2310 MHz; Duty Cycle: 1:1
Phantom section: TCoil Section
DASY5 Configuration:
- Probe: AM1DV3 - 3083; ; Calibrated: 1/26/2016
- Sensor-Surface: 0mm (Fix Surface)
- Electronics: DAE4 Sn1380; Calibrated: 7/13/2015
- Phantom: HAC Test Arch with AMCC; Type: SD HAC P01 BB
- Measurement SW: DASY52, Version 52.8 (7);SEMCAD X Version 14.6.10 (7164)

T-Coil scan (scan for ANSI C63.19-2011 compliance)/LAT_General Scans ch 27710/z (axial) 4.2mm 50 x 50/ABM Interpolated SNR(x,y,z) (121x121x1): Interpolated grid: dx=1.000 mm, dy=1.000 mm

Signal Type: Audio File (.wav) 48k_voice_1kHz_1s.wav
Output Gain: 100
Measure Window Start: 300ms
Measure Window Length: 1000ms
BWC applied: 0.16 dB
Device Reference Point: 0, 0, -6.3 mm

Cursor:
ABM1/ABM2 = 52.85 dB
ABM1 comp = 12.86 dBA/m
BWC Factor = 0.16 dB
Location: -3.3, 0.4, 3.7 mm



0 dB = 1.000 = 0.00 dB

LTE Band 30 Narrowband

Communication System: UID 0, LTE (FDD) (0); Frequency: 2310 MHz; Duty Cycle: 1:1
Phantom section: TCoil Section
DASY5 Configuration:
- Probe: AM1DV3 - 3083; ; Calibrated: 1/26/2016
- Sensor-Surface: 0mm (Fix Surface)
- Electronics: DAE4 Sn1380; Calibrated: 7/13/2015
- Phantom: HAC Test Arch with AMCC; Type: SD HAC P01 BB
- Measurement SW: DASY52, Version 52.8 (7);SEMCAD X Version 14.6.10 (7164)

T-Coil scan (scan for ANSI C63.19-2011 compliance)/LAT_General Scans ch 27710/y (transversal) 4.2mm 50 x 50/ABM Interpolated SNR(x,y,z) (121x121x1): Interpolated grid: dx=1.000 mm, dy=1.000 mm

Signal Type: Audio File (.wav) 48k_voice_1kHz_1s.wav
Output Gain: 100
Measure Window Start: 300ms
Measure Window Length: 1000ms
BWC applied: 0.16 dB
Device Reference Point: 0, 0, -6.3 mm

Cursor:
ABM1/ABM2 = 49.55 dB
ABM1 comp = 5.00 dBA/m
BWC Factor = 0.16 dB
Location: -0.4, -7.1, 3.7 mm



0 dB = 1.000 = 0.00 dB

LTE Band 41 Narrowband

Communication System: UID 0, LTE (TDD) (0); Frequency: 2593 MHz;Duty Cycle: 1:1.59956

T-Coil scan (scan for ANSI C63.19-2011 compliance)/LAT_General Scans ch 40620/z (axial) wideband at best S/N/ABM Freq Resp(x,y,z,f) (1x1x1): Measurement grid: dx=10mm, dy=10mm

Signal Type: Audio File (.wav) 48k_voice_300-3000_2s.wav
Output Gain: 100
Measure Window Start: 300ms
Measure Window Length: 2000ms
BWC applied: 10.81 dB
Device Reference Point: 0, 0, -6.3 mm

Category	Telephone parameters WD signal quality [(signal+noise)-to-noise ratio in decibels]
Category T1	0 dB to 10 dB
Category T2	10 dB to 20 dB
Category T3	20 dB to 30 dB
Category T4	> 30 dB

Cursor:
Diff = 1.13 dB
BWC Factor = 10.81 dB
Location: 0, 360, 13 mm

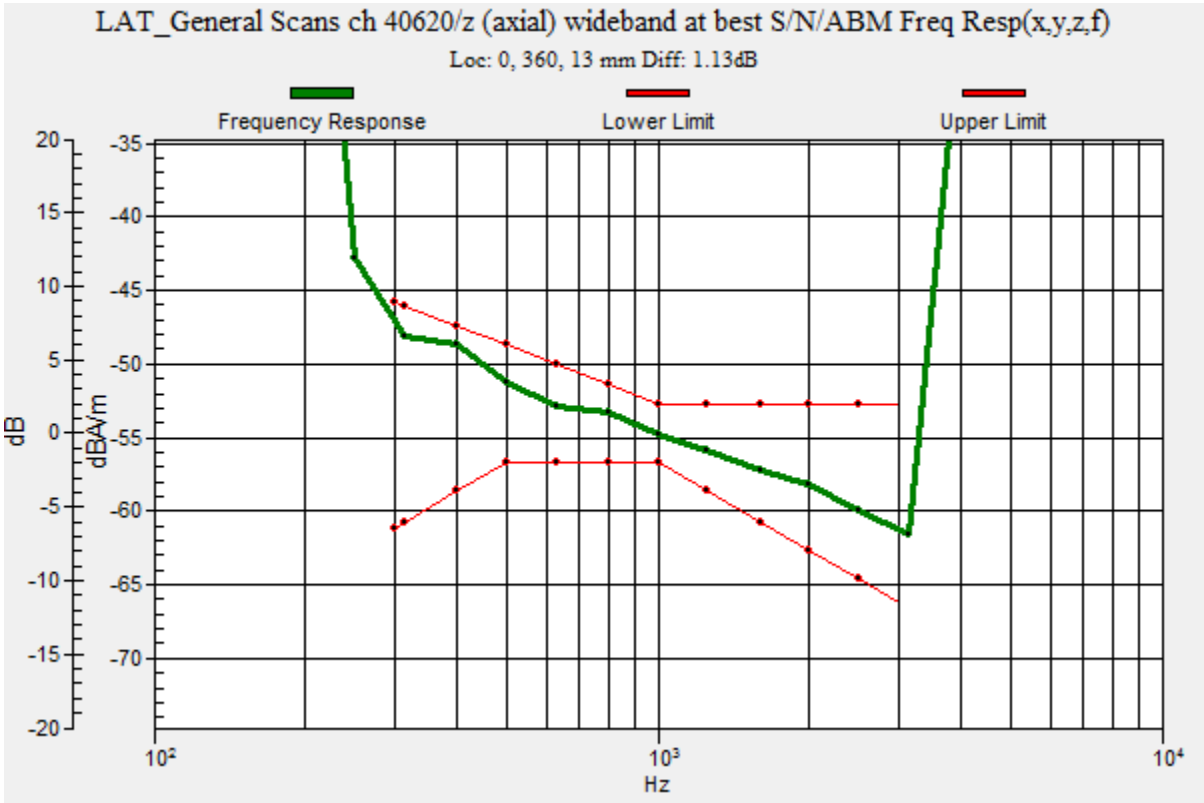

LTE Band 41 Narrowband

Communication System: UID 0, LTE (TDD) (0); Frequency: 2593 MHz; Duty Cycle: 1:1.59956
Phantom section: TCoil Section
DASY5 Configuration:
- Probe: AM1DV3 - 3092; ; Calibrated: 7/9/2015
- Sensor-Surface: 0mm (Fix Surface)
- Electronics: DAE4 Sn1257; Calibrated: 9/16/2015
- Phantom: HAC Test Arch with AMCC; Type: SD HAC P01 BB
- Measurement SW: DASY52, Version 52.8 (7);SEMCAD X Version 14.6.10 (7164)

T-Coil scan (scan for ANSI C63.19-2011 compliance)/LAT_General Scans ch 40620/z (axial) 4.2mm 50 x 50/ABM Interpolated SNR(x,y,z) (121x121x1): Interpolated grid: dx=1.000 mm, dy=1.000 mm

Signal Type: Audio File (.wav) 48k_voice_1kHz_1s.wav
Output Gain: 100
Measure Window Start: 300ms
Measure Window Length: 1000ms
BWC applied: 0.17 dB
Device Reference Point: 0, 0, -6.3 mm

Cursor:
ABM1/ABM2 = 55.82 dB
ABM1 comp = 11.13 dBA/m
BWC Factor = 0.17 dB
Location: -3.3, 4.2, 3.7 mm



0 dB = 1.000 = 0.00 dB

LTE Band 41 Narrowband

Communication System: UID 0, LTE (TDD) (0); Frequency: 2593 MHz; Duty Cycle: 1:1.59956
Phantom section: TCoil Section
DASY5 Configuration:
- Probe: AM1DV3 - 3092; ; Calibrated: 7/9/2015
- Sensor-Surface: 0mm (Fix Surface)
- Electronics: DAE4 Sn1257; Calibrated: 9/16/2015
- Phantom: HAC Test Arch with AMCC; Type: SD HAC P01 BB
- Measurement SW: DASY52, Version 52.8 (7);SEMCAD X Version 14.6.10 (7164)

T-Coil scan (scan for ANSI C63.19-2011 compliance)/LAT_General Scans ch 40620/y (transversal) 4.2mm 50 x 50/ABM Interpolated SNR(x,y,z) (121x121x1): Interpolated grid: dx=1.000 mm, dy=1.000 mm

Signal Type: Audio File (.wav) 48k_voice_1kHz_1s.wav
Output Gain: 100
Measure Window Start: 300ms
Measure Window Length: 1000ms
BWC applied: 0.17 dB
Device Reference Point: 0, 0, -6.3 mm

Cursor:
ABM1/ABM2 = 51.65 dB
ABM1 comp = 5.13 dBA/m
BWC Factor = 0.17 dB
Location: -1.7, -5.4, 3.7 mm



0 dB = 1.000 = 0.00 dB

LTE Band 2 Wideband

Communication System: UID 0, LTE (FDD) (0); Frequency: 1880 MHz;Duty Cycle: 1:1

T-Coil scan (scan for ANSI C63.19-2011 compliance)/LAT_General Scans ch 18900/z (axial) wideband at best S/N/ABM Freq Resp(x,y,z,f) (1x1x1): Measurement grid: dx=10mm, dy=10mm

Signal Type: Audio File (.wav) 48k_voice_300-3000_2s.wav
Output Gain: 100
Measure Window Start: 300ms
Measure Window Length: 2000ms
BWC applied: 10.80 dB
Device Reference Point: 0, 0, -6.3 mm

Category	Telephone parameters WD signal quality [(signal+noise)-to-noise ratio in decibels]
Category T1	0 dB to 10 dB
Category T2	10 dB to 20 dB
Category T3	20 dB to 30 dB
Category T4	> 30 dB

Cursor:
Diff = 1.07 dB
BWC Factor = 10.80 dB
Location: 0, 360, 13 mm

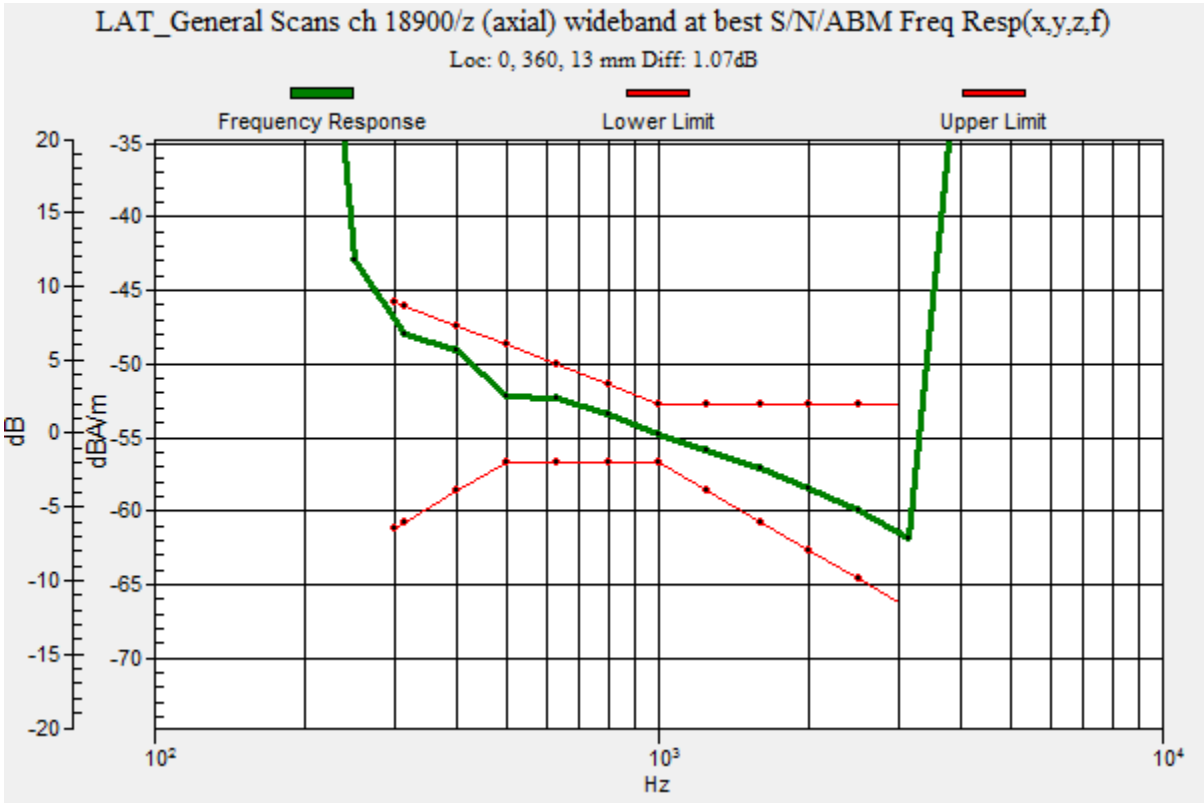

LTE Band 2 Wideband

Communication System: UID 0, LTE (FDD) (0); Frequency: 1880 MHz; Duty Cycle: 1:1
Phantom section: TCoil Section
DASY5 Configuration:
- Probe: AM1DV3 - 3092; ; Calibrated: 7/9/2015
- Sensor-Surface: 0mm (Fix Surface)
- Electronics: DAE4 Sn1257; Calibrated: 9/16/2015
- Phantom: HAC Test Arch with AMCC; Type: SD HAC P01 BB
- Measurement SW: DASY52, Version 52.8 (7);SEMCAD X Version 14.6.10 (7164)

T-Coil scan (scan for ANSI C63.19-2011 compliance)/LAT_General Scans ch 18900/z (axial) 4.2mm 50 x 50/ABM Interpolated SNR(x,y,z) (121x121x1): Interpolated grid: dx=1.000 mm, dy=1.000 mm

Signal Type: Audio File (.wav) 48k_voice_1kHz_1s.wav
Output Gain: 100
Measure Window Start: 300ms
Measure Window Length: 1000ms
BWC applied: 0.16 dB
Device Reference Point: 0, 0, -6.3 mm

Cursor:
ABM1/ABM2 = 44.93 dB
ABM1 comp = 1.28 dBA/m
BWC Factor = 0.16 dB
Location: -2.9, 4.2, 3.7 mm



0 dB = 1.000 = 0.00 dB

LTE Band 2 Wideband

Communication System: UID 0, LTE (FDD) (0); Frequency: 1880 MHz; Duty Cycle: 1:1
Phantom section: TCoil Section
DASY5 Configuration:
- Probe: AM1DV3 - 3092; ; Calibrated: 7/9/2015
- Sensor-Surface: 0mm (Fix Surface)
- Electronics: DAE4 Sn1257; Calibrated: 9/16/2015
- Phantom: HAC Test Arch with AMCC; Type: SD HAC P01 BB
- Measurement SW: DASY52, Version 52.8 (7);SEMCAD X Version 14.6.10 (7164)

T-Coil scan (scan for ANSI C63.19-2011 compliance)/LAT_General Scans ch 18900/y (transversal) 4.2mm 50 x 50/ABM Interpolated SNR(x,y,z) (121x121x1): Interpolated grid: dx=1.000 mm, dy=1.000 mm

Signal Type: Audio File (.wav) 48k_voice_1kHz_1s.wav
Output Gain: 100
Measure Window Start: 300ms
Measure Window Length: 1000ms
BWC applied: 0.16 dB
Device Reference Point: 0, 0, -6.3 mm

Cursor:
ABM1/ABM2 = 45.88 dB
ABM1 comp = -4.58 dBA/m
BWC Factor = 0.16 dB
Location: 0.4, -7.9, 3.7 mm



0 dB = 1.000 = 0.00 dB

LTE Band 4 Wideband

Communication System: UID 0, LTE (FDD) (0); Frequency: 1732.5 MHz;Duty Cycle: 1:1

T-Coil scan (scan for ANSI C63.19-2011 compliance)/LAT_General Scans ch 20175/z (axial) wideband at best S/N/ABM Freq Resp(x,y,z,f) (1x1x1): Measurement grid: dx=10mm, dy=10mm

Signal Type: Audio File (.wav) 48k_voice_300-3000_2s.wav
Output Gain: 100
Measure Window Start: 300ms
Measure Window Length: 2000ms
BWC applied: 10.80 dB
Device Reference Point: 0, 0, -6.3 mm

Category	Telephone parameters WD signal quality [(signal+noise)-to-noise ratio in decibels]
Category T1	0 dB to 10 dB
Category T2	10 dB to 20 dB
Category T3	20 dB to 30 dB
Category T4	> 30 dB

Cursor:
Diff = 1.52 dB
BWC Factor = 10.80 dB
Location: 0, 360, 13 mm

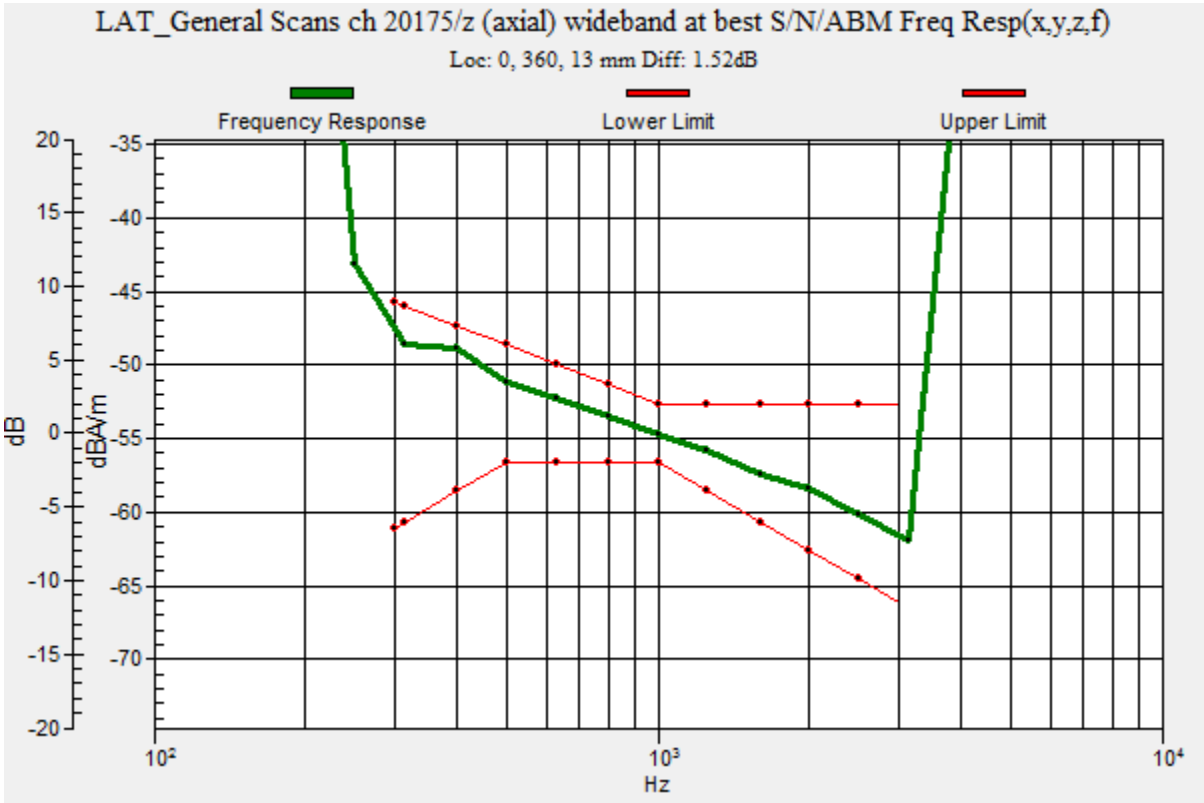

LTE Band 4 Wideband

Communication System: UID 0, LTE (FDD) (0); Frequency: 1732.5 MHz; Duty Cycle: 1:1
Phantom section: TCoil Section
DASY5 Configuration:
- Probe: AM1DV3 - 3092; ; Calibrated: 7/9/2015
- Sensor-Surface: 0mm (Fix Surface)
- Electronics: DAE4 Sn1257; Calibrated: 9/16/2015
- Phantom: HAC Test Arch with AMCC; Type: SD HAC P01 BB
- Measurement SW: DASY52, Version 52.8 (7);SEMCAD X Version 14.6.10 (7164)

T-Coil scan (scan for ANSI C63.19-2011 compliance)/LAT_General Scans ch 20175/z (axial) 4.2mm 50 x 50/ABM Interpolated SNR(x,y,z) (121x121x1): Interpolated grid: dx=1.000 mm, dy=1.000 mm

Signal Type: Audio File (.wav) 48k_voice_1kHz_1s.wav
Output Gain: 100
Measure Window Start: 300ms
Measure Window Length: 1000ms
BWC applied: 0.16 dB
Device Reference Point: 0, 0, -6.3 mm

Cursor:
ABM1/ABM2 = 44.63 dB
ABM1 comp = 1.04 dBA/m
BWC Factor = 0.16 dB
Location: -2.9, 4.2, 3.7 mm



0 dB = 1.000 = 0.00 dB

LTE Band 4 Wideband

Communication System: UID 0, LTE (FDD) (0); Frequency: 1732.5 MHz; Duty Cycle: 1:1
Phantom section: TCoil Section
DASY5 Configuration:
- Probe: AM1DV3 - 3092; ; Calibrated: 7/9/2015
- Sensor-Surface: 0mm (Fix Surface)
- Electronics: DAE4 Sn1257; Calibrated: 9/16/2015
- Phantom: HAC Test Arch with AMCC; Type: SD HAC P01 BB
- Measurement SW: DASY52, Version 52.8 (7);SEMCAD X Version 14.6.10 (7164)

T-Coil scan (scan for ANSI C63.19-2011 compliance)/LAT_General Scans ch 20175/y (transversal) 4.2mm 50 x 50/ABM Interpolated SNR(x,y,z) (121x121x1): Interpolated grid: dx=1.000 mm, dy=1.000 mm

Signal Type: Audio File (.wav) 48k_voice_1kHz_1s.wav
Output Gain: 100
Measure Window Start: 300ms
Measure Window Length: 1000ms
BWC applied: 0.16 dB
Device Reference Point: 0, 0, -6.3 mm

Cursor:
ABM1/ABM2 = 45.53 dB
ABM1 comp = -4.37 dBA/m
BWC Factor = 0.16 dB
Location: 0.4, -6.7, 3.7 mm



0 dB = 1.000 = 0.00 dB

LTE Band 5 Wideband

Communication System: UID 0, LTE (FDD) (0); Frequency: 836.5 MHz;Duty Cycle: 1:1

T-Coil scan (scan for ANSI C63.19-2011 compliance)/LAT_General Scans ch 20525/z (axial) wideband at best S/N/ABM Freq Resp(x,y,z,f) (1x1x1): Measurement grid: dx=10mm, dy=10mm

Signal Type: Audio File (.wav) 48k_voice_300-3000_2s.wav
Output Gain: 100
Measure Window Start: 300ms
Measure Window Length: 2000ms
BWC applied: 10.80 dB
Device Reference Point: 0, 0, -6.3 mm

Category	Telephone parameters WD signal quality [(signal+noise)-to-noise ratio in decibels]
Category T1	0 dB to 10 dB
Category T2	10 dB to 20 dB
Category T3	20 dB to 30 dB
Category T4	> 30 dB

Cursor:
Diff = 1.71 dB
BWC Factor = 10.80 dB
Location: 0, 360, 13 mm

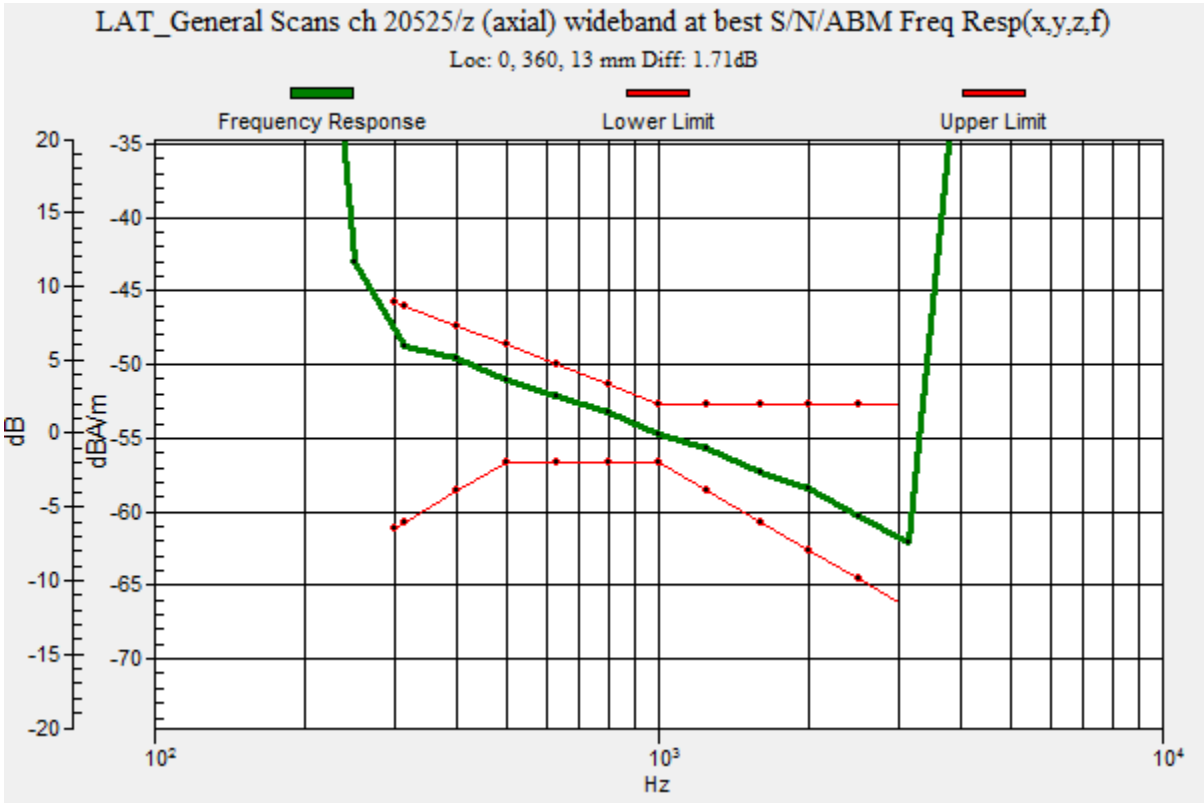

LTE Band 5 Wideband

Communication System: UID 0, LTE (FDD) (0); Frequency: 836.5 MHz; Duty Cycle: 1:1
Phantom section: TCoil Section
DASY5 Configuration:
- Probe: AM1DV3 - 3092; ; Calibrated: 7/9/2015
- Sensor-Surface: 0mm (Fix Surface)
- Electronics: DAE4 Sn1257; Calibrated: 9/16/2015
- Phantom: HAC Test Arch with AMCC; Type: SD HAC P01 BB
- Measurement SW: DASY52, Version 52.8 (7);SEMCAD X Version 14.6.10 (7164)

T-Coil scan (scan for ANSI C63.19-2011 compliance)/LAT_General Scans ch 20525/z (axial) 4.2mm 50 x 50/ABM Interpolated SNR(x,y,z) (121x121x1): Interpolated grid: dx=1.000 mm, dy=1.000 mm

Signal Type: Audio File (.wav) 48k_voice_1kHz_1s.wav
Output Gain: 100
Measure Window Start: 300ms
Measure Window Length: 1000ms
BWC applied: 0.16 dB
Device Reference Point: 0, 0, -6.3 mm

Cursor:
ABM1/ABM2 = 44.75 dB
ABM1 comp = 0.64 dBA/m
BWC Factor = 0.16 dB
Location: -3.3, 4.2, 3.7 mm



0 dB = 1.000 = 0.00 dB

LTE Band 5 Wideband

Communication System: UID 0, LTE (FDD) (0); Frequency: 836.5 MHz; Duty Cycle: 1:1
Phantom section: TCoil Section
DASY5 Configuration:
- Probe: AM1DV3 - 3092; ; Calibrated: 7/9/2015
- Sensor-Surface: 0mm (Fix Surface)
- Electronics: DAE4 Sn1257; Calibrated: 9/16/2015
- Phantom: HAC Test Arch with AMCC; Type: SD HAC P01 BB
- Measurement SW: DASY52, Version 52.8 (7);SEMCAD X Version 14.6.10 (7164)

T-Coil scan (scan for ANSI C63.19-2011 compliance)/LAT_General Scans ch 20525/y (transversal) 4.2mm 50 x 50/ABM Interpolated SNR(x,y,z) (121x121x1): Interpolated grid: dx=1.000 mm, dy=1.000 mm

Signal Type: Audio File (.wav) 48k_voice_1kHz_1s.wav
Output Gain: 100
Measure Window Start: 300ms
Measure Window Length: 1000ms
BWC applied: 0.16 dB
Device Reference Point: 0, 0, -6.3 mm

Cursor:
ABM1/ABM2 = 45.53 dB
ABM1 comp = -4.66 dBA/m
BWC Factor = 0.16 dB
Location: -0.4, -4.6, 3.7 mm



0 dB = 1.000 = 0.00 dB

LTE Band 7 Wideband

Communication System: UID 0, LTE (FDD) (0); Frequency: 2535 MHz;Duty Cycle: 1:1

T-Coil scan (scan for ANSI C63.19-2011 compliance)/LAT_General Scans ch 21100/z (axial) wideband at best S/N/ABM Freq Resp(x,y,z,f) (1x1x1): Measurement grid: dx=10mm, dy=10mm

Signal Type: Audio File (.wav) 48k_voice_300-3000_2s.wav
Output Gain: 100
Measure Window Start: 300ms
Measure Window Length: 2000ms
BWC applied: 10.81 dB
Device Reference Point: 0, 0, -6.3 mm

Category	Telephone parameters WD signal quality [(signal+noise)-to-noise ratio in decibels]
Category T1	0 dB to 10 dB
Category T2	10 dB to 20 dB
Category T3	20 dB to 30 dB
Category T4	> 30 dB

Cursor:
Diff = 1.04 dB
BWC Factor = 10.81 dB
Location: 0, 360, 13 mm

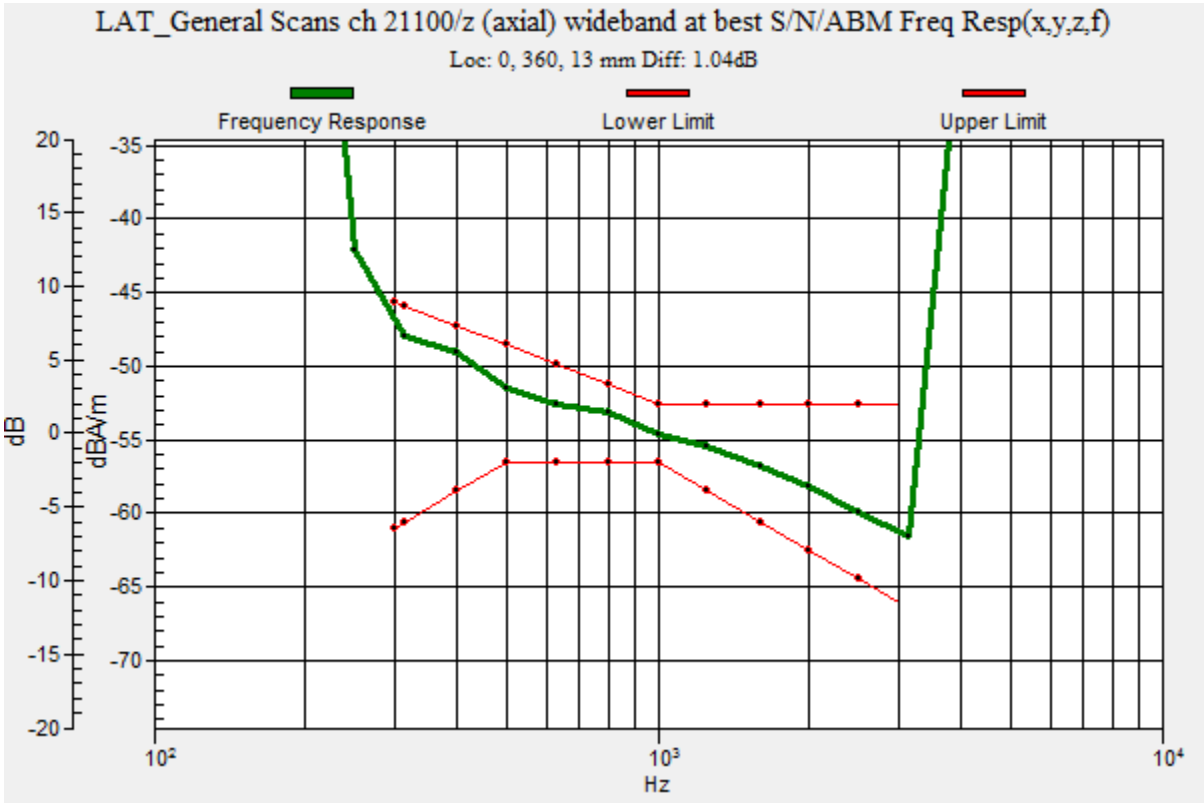

LTE Band 7 Wideband

Communication System: UID 0, LTE (FDD) (0); Frequency: 2535 MHz; Duty Cycle: 1:1
Phantom section: TCoil Section
DASY5 Configuration:
- Probe: AM1DV3 - 3092; ; Calibrated: 7/9/2015
- Sensor-Surface: 0mm (Fix Surface)
- Electronics: DAE4 Sn1257; Calibrated: 9/16/2015
- Phantom: HAC Test Arch with AMCC; Type: SD HAC P01 BB
- Measurement SW: DASY52, Version 52.8 (7);SEMCAD X Version 14.6.10 (7164)

T-Coil scan (scan for ANSI C63.19-2011 compliance)/LAT_General Scans ch 21100/z (axial) 4.2mm 50 x 50/ABM Interpolated SNR(x,y,z) (121x121x1): Interpolated grid: dx=1.000 mm, dy=1.000 mm

Signal Type: Audio File (.wav) 48k_voice_1kHz_1s.wav
Output Gain: 100
Measure Window Start: 300ms
Measure Window Length: 1000ms
BWC applied: 0.17 dB
Device Reference Point: 0, 0, -6.3 mm

Cursor:
ABM1/ABM2 = 44.82 dB
ABM1 comp = -0.95 dBA/m
BWC Factor = 0.17 dB
Location: -4.6, 4.2, 3.7 mm



0 dB = 1.000 = 0.00 dB

LTE Band 7 Wideband

Communication System: UID 0, LTE (FDD) (0); Frequency: 2535 MHz; Duty Cycle: 1:1
Phantom section: TCoil Section
DASY5 Configuration:
- Probe: AM1DV3 - 3092; ; Calibrated: 7/9/2015
- Sensor-Surface: 0mm (Fix Surface)
- Electronics: DAE4 Sn1257; Calibrated: 9/16/2015
- Phantom: HAC Test Arch with AMCC; Type: SD HAC P01 BB
- Measurement SW: DASY52, Version 52.8 (7);SEMCAD X Version 14.6.10 (7164)

T-Coil scan (scan for ANSI C63.19-2011 compliance)/LAT_General Scans ch 21100/y (transversal) 4.2mm 50 x 50/ABM Interpolated SNR(x,y,z) (121x121x1): Interpolated grid: dx=1.000 mm, dy=1.000 mm
Signal Type: Audio File (.wav) 48k_voice_1kHz_1s.wav
Output Gain: 100
Measure Window Start: 300ms
Measure Window Length: 1000ms
BWC applied: 0.17 dB
Device Reference Point: 0, 0, -6.3 mm

Cursor:
ABM1/ABM2 = 42.91 dB
ABM1 comp = -5.50 dBA/m
BWC Factor = 0.17 dB
Location: -1.7, -8.3, 3.7 mm

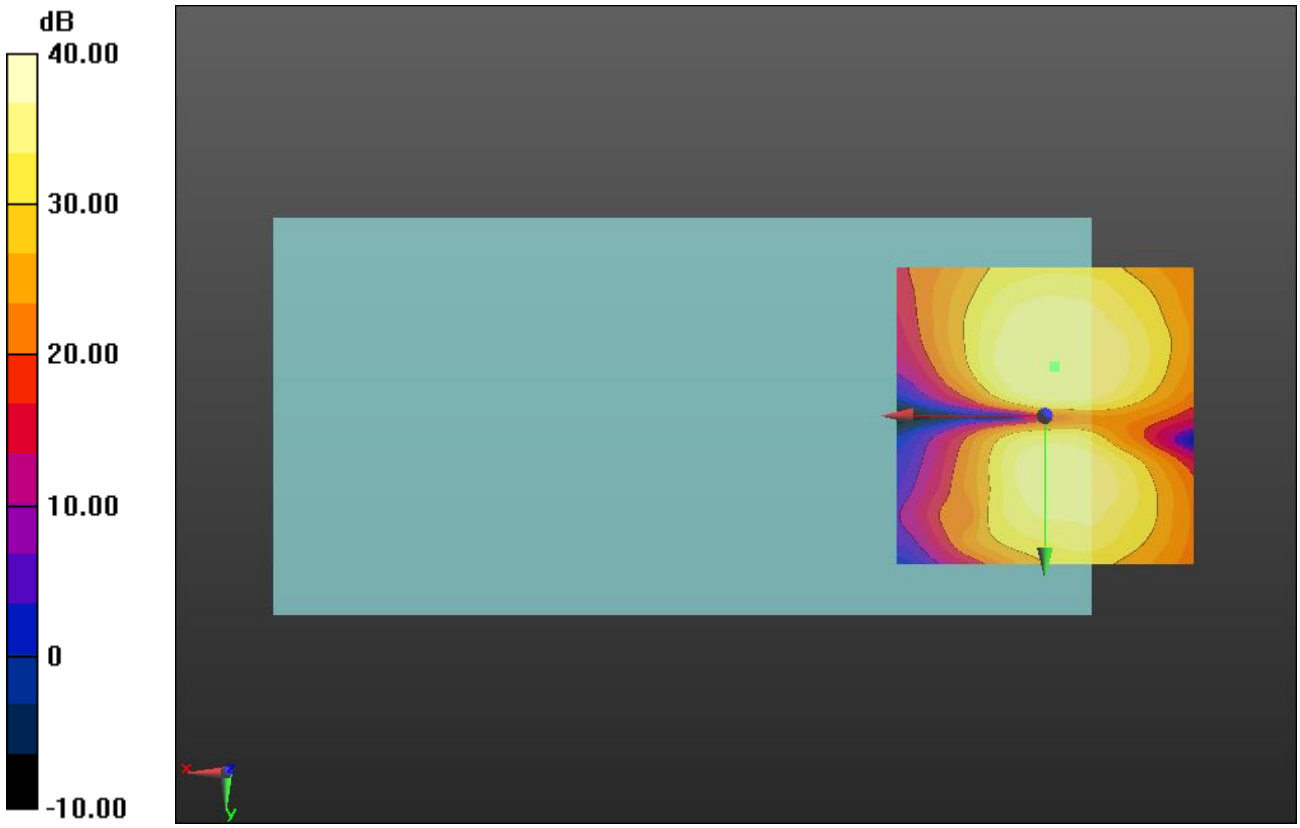

0 dB = 1.000 = 0.00 dB

LTE Band 12 Wideband

Communication System: UID 0, LTE (FDD) (0); Frequency: 707.5 MHz;Duty Cycle: 1:1

T-Coil scan (scan for ANSI C63.19-2011 compliance)/LAT_General Scans ch 23095/z (axial) wideband at best S/N/ABM Freq Resp(x,y,z,f) (1x1x1): Measurement grid: dx=10mm, dy=10mm

Signal Type: Audio File (.wav) 48k_voice_300-3000_2s.wav
Output Gain: 100
Measure Window Start: 300ms
Measure Window Length: 2000ms
BWC applied: 10.80 dB
Device Reference Point: 0, 0, -6.3 mm

Category	Telephone parameters WD signal quality [(signal+noise)-to-noise ratio in decibels]
Category T1	0 dB to 10 dB
Category T2	10 dB to 20 dB
Category T3	20 dB to 30 dB
Category T4	> 30 dB

Cursor:
Diff = 0.84 dB
BWC Factor = 10.80 dB
Location: 0, 360, 13 mm

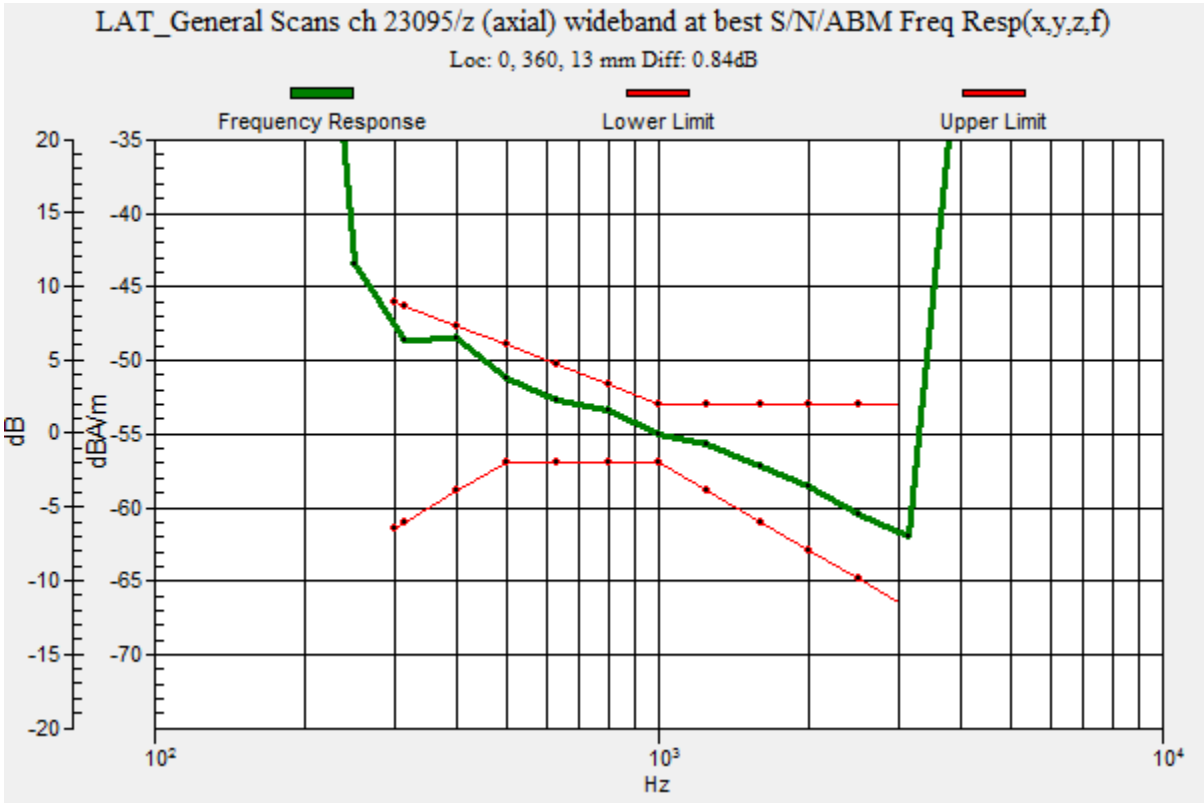

LTE Band 12 Wideband

Communication System: UID 0, LTE (FDD) (0); Frequency: 707.5 MHz; Duty Cycle: 1:1
Phantom section: TCoil Section
DASY5 Configuration:
- Probe: AM1DV3 - 3083; ; Calibrated: 1/26/2016
- Sensor-Surface: 0mm (Fix Surface)
- Electronics: DAE4 Sn1257; Calibrated: 9/16/2015
- Phantom: HAC Test Arch with AMCC; Type: SD HAC P01 BB
- Measurement SW: DASY52, Version 52.8 (7);SEMCAD X Version 14.6.10 (7164)

T-Coil scan (scan for ANSI C63.19-2011 compliance)/LAT_General Scans ch 23095/z (axial) 4.2mm 50 x 50/ABM Interpolated SNR(x,y,z) (121x121x1): Interpolated grid: dx=1.000 mm, dy=1.000 mm

Signal Type: Audio File (.wav) 48k_voice_1kHz_1s.wav
Output Gain: 100
Measure Window Start: 300ms
Measure Window Length: 1000ms
BWC applied: 0.16 dB
Device Reference Point: 0, 0, -6.3 mm

Cursor:
ABM1/ABM2 = 42.60 dB
ABM1 comp = 5.76 dBA/m
BWC Factor = 0.16 dB
Location: -2.1, -0.4, 3.7 mm



0 dB = 1.000 = 0.00 dB

LTE Band 12 Wideband

Communication System: UID 0, LTE (FDD) (0); Frequency: 707.5 MHz; Duty Cycle: 1:1
Phantom section: TCoil Section
DASY5 Configuration:
- Probe: AM1DV3 - 3083; ; Calibrated: 1/26/2016
- Sensor-Surface: 0mm (Fix Surface)
- Electronics: DAE4 Sn1257; Calibrated: 9/16/2015
- Phantom: HAC Test Arch with AMCC; Type: SD HAC P01 BB
- Measurement SW: DASY52, Version 52.8 (7);SEMCAD X Version 14.6.10 (7164)

T-Coil scan (scan for ANSI C63.19-2011 compliance)/LAT_General Scans ch 23095/y (transversal) 4.2mm 50 x 50/ABM Interpolated SNR(x,y,z) (121x121x1): Interpolated grid: dx=1.000 mm, dy=1.000 mm

Signal Type: Audio File (.wav) 48k_voice_1kHz_1s.wav
Output Gain: 100
Measure Window Start: 300ms
Measure Window Length: 1000ms
BWC applied: 0.16 dB
Device Reference Point: 0, 0, -6.3 mm

Cursor:
ABM1/ABM2 = 46.60 dB
ABM1 comp = -5.38 dBA/m
BWC Factor = 0.16 dB
Location: -2.5, -7.5, 3.7 mm



0 dB = 1.000 = 0.00 dB

LTE Band 13 Wideband

Communication System: UID 0, LTE (FDD) (0); Frequency: 782 MHz;Duty Cycle: 1:1

T-Coil scan (scan for ANSI C63.19-2011 compliance)/LAT_General Scans ch 23230/z (axial) wideband at best S/N/ABM Freq Resp(x,y,z,f) (1x1x1): Measurement grid: dx=10mm, dy=10mm

Signal Type: Audio File (.wav) 48k_voice_300-3000_2s.wav
Output Gain: 100
Measure Window Start: 300ms
Measure Window Length: 2000ms
BWC applied: 10.80 dB
Device Reference Point: 0, 0, -6.3 mm

Category	Telephone parameters WD signal quality [(signal+noise)-to-noise ratio in decibels]
Category T1	0 dB to 10 dB
Category T2	10 dB to 20 dB
Category T3	20 dB to 30 dB
Category T4	> 30 dB

Cursor:
Diff = 2.00 dB
BWC Factor = 10.80 dB
Location: 0, 360, 13 mm

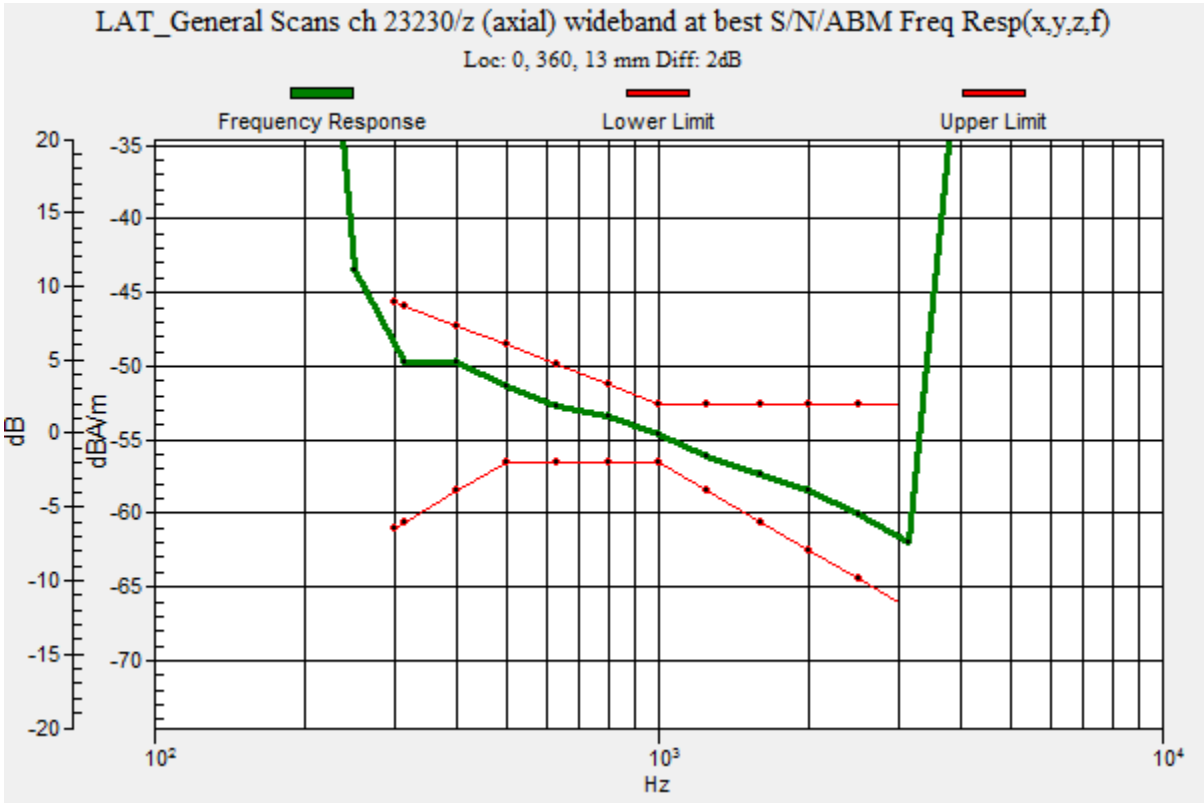

LTE Band 13 Wideband

Communication System: UID 0, LTE (FDD) (0); Frequency: 782 MHz; Duty Cycle: 1:1
Phantom section: TCoil Section
DASY5 Configuration:
- Probe: AM1DV3 - 3092; ; Calibrated: 7/9/2015
- Sensor-Surface: 0mm (Fix Surface)
- Electronics: DAE4 Sn1257; Calibrated: 9/16/2015
- Phantom: HAC Test Arch with AMCC; Type: SD HAC P01 BB
- Measurement SW: DASY52, Version 52.8 (7);SEMCAD X Version 14.6.10 (7164)

T-Coil scan (scan for ANSI C63.19-2011 compliance)/LAT_General Scans ch 23230/z (axial) 4.2mm 50 x 50/ABM Interpolated SNR(x,y,z) (121x121x1): Interpolated grid: dx=1.000 mm, dy=1.000 mm

Signal Type: Audio File (.wav) 48k_voice_1kHz_1s.wav
Output Gain: 100
Measure Window Start: 300ms
Measure Window Length: 1000ms
BWC applied: 0.16 dB
Device Reference Point: 0, 0, -6.3 mm

Cursor:
ABM1/ABM2 = 43.84 dB
ABM1 comp = 0.56 dBA/m
BWC Factor = 0.16 dB
Location: -3.3, 3.7, 3.7 mm



0 dB = 1.000 = 0.00 dB

LTE Band 13 Wideband

Communication System: UID 0, LTE (FDD) (0); Frequency: 782 MHz; Duty Cycle: 1:1
Phantom section: TCoil Section
DASY5 Configuration:
- Probe: AM1DV3 - 3092; ; Calibrated: 7/9/2015
- Sensor-Surface: 0mm (Fix Surface)
- Electronics: DAE4 Sn1257; Calibrated: 9/16/2015
- Phantom: HAC Test Arch with AMCC; Type: SD HAC P01 BB
- Measurement SW: DASY52, Version 52.8 (7);SEMCAD X Version 14.6.10 (7164)

T-Coil scan (scan for ANSI C63.19-2011 compliance)/LAT_General Scans ch 23230/y (transversal) 4.2mm 50 x 50/ABM Interpolated SNR(x,y,z) (121x121x1): Interpolated grid: dx=1.000 mm, dy=1.000 mm

Signal Type: Audio File (.wav) 48k_voice_1kHz_1s.wav
Output Gain: 100
Measure Window Start: 300ms
Measure Window Length: 1000ms
BWC applied: 0.16 dB
Device Reference Point: 0, 0, -6.3 mm

Cursor:
ABM1/ABM2 = 44.25 dB
ABM1 comp = -4.93 dBA/m
BWC Factor = 0.16 dB
Location: -1.2, -8.3, 3.7 mm



0 dB = 1.000 = 0.00 dB

LTE Band 17 Wideband

Communication System: UID 0, LTE (FDD) (0); Frequency: 710 MHz;Duty Cycle: 1:1

T-Coil scan (scan for ANSI C63.19-2011 compliance)/LAT_General Scans ch 23790/z (axial) wideband at best S/N/ABM Freq Resp(x,y,z,f) (1x1x1): Measurement grid: dx=10mm, dy=10mm

Signal Type: Audio File (.wav) 48k_voice_300-3000_2s.wav
Output Gain: 100
Measure Window Start: 300ms
Measure Window Length: 2000ms
BWC applied: 10.80 dB
Device Reference Point: 0, 0, -6.3 mm

Category	Telephone parameters WD signal quality [(signal+noise)-to-noise ratio in decibels]
Category T1	0 dB to 10 dB
Category T2	10 dB to 20 dB
Category T3	20 dB to 30 dB
Category T4	> 30 dB

Cursor:
Diff = 1.45 dB
BWC Factor = 10.80 dB
Location: 0, 360, 13 mm

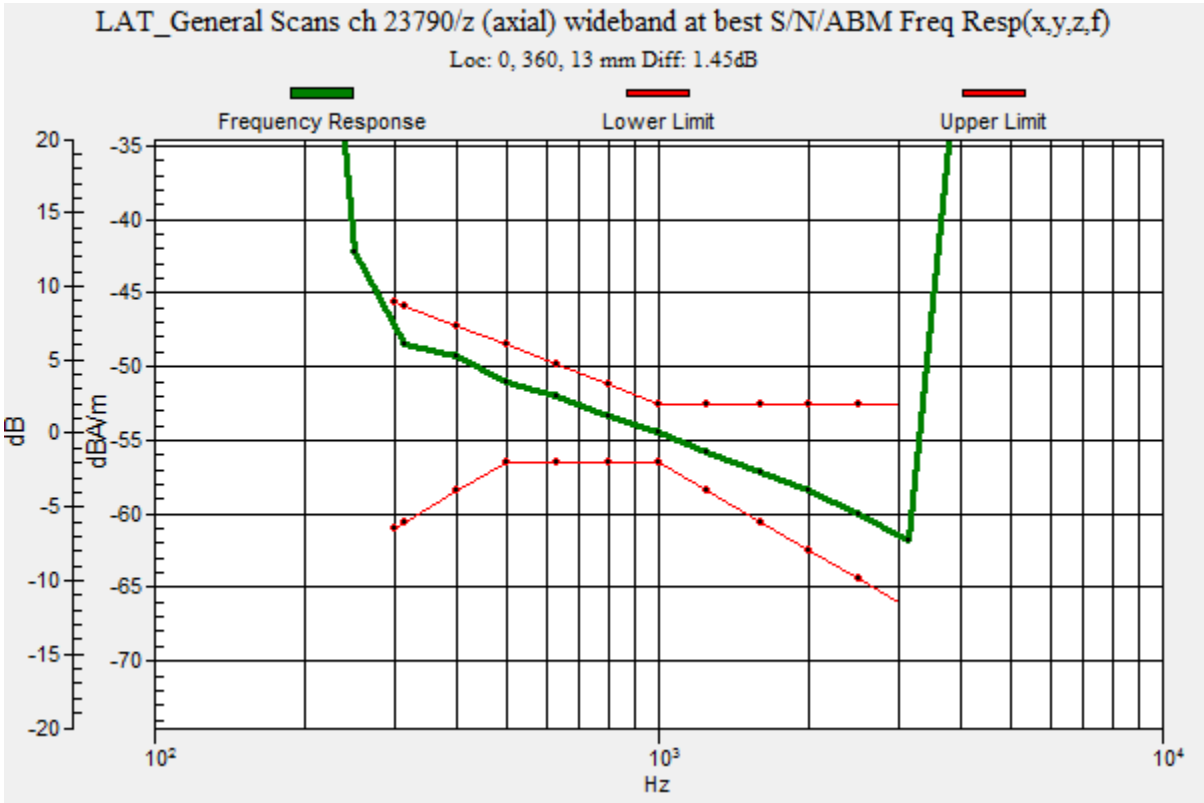

LTE Band 17 Wideband

Communication System: UID 0, LTE (FDD) (0); Frequency: 710 MHz; Duty Cycle: 1:1
Phantom section: TCoil Section
DASY5 Configuration:
- Probe: AM1DV3 - 3092; ; Calibrated: 7/9/2015
- Sensor-Surface: 0mm (Fix Surface)
- Electronics: DAE4 Sn1257; Calibrated: 9/16/2015
- Phantom: HAC Test Arch with AMCC; Type: SD HAC P01 BB
- Measurement SW: DASY52, Version 52.8 (7);SEMCAD X Version 14.6.10 (7164)

T-Coil scan (scan for ANSI C63.19-2011 compliance)/LAT_General Scans ch 23790/z (axial) 4.2mm 50 x 50/ABM Interpolated SNR(x,y,z) (121x121x1): Interpolated grid: dx=1.000 mm, dy=1.000 mm

Signal Type: Audio File (.wav) 48k_voice_1kHz_1s.wav
Output Gain: 100
Measure Window Start: 300ms
Measure Window Length: 1000ms
BWC applied: 0.16 dB
Device Reference Point: 0, 0, -6.3 mm

Cursor:
ABM1/ABM2 = 43.59 dB
ABM1 comp = 3.35 dBA/m
BWC Factor = 0.16 dB
Location: -0.4, 2.9, 3.7 mm



0 dB = 1.000 = 0.00 dB

LTE Band 17 Wideband

Communication System: UID 0, LTE (FDD) (0); Frequency: 710 MHz; Duty Cycle: 1:1
Phantom section: TCoil Section
DASY5 Configuration:
- Probe: AM1DV3 - 3092; ; Calibrated: 7/9/2015
- Sensor-Surface: 0mm (Fix Surface)
- Electronics: DAE4 Sn1257; Calibrated: 9/16/2015
- Phantom: HAC Test Arch with AMCC; Type: SD HAC P01 BB
- Measurement SW: DASY52, Version 52.8 (7);SEMCAD X Version 14.6.10 (7164)

T-Coil scan (scan for ANSI C63.19-2011 compliance)/LAT_General Scans ch 23790/y (transversal) 4.2mm 50 x 50/ABM Interpolated SNR(x,y,z) (121x121x1): Interpolated grid: dx=1.000 mm, dy=1.000 mm

Signal Type: Audio File (.wav) 48k_voice_1kHz_1s.wav
Output Gain: 100
Measure Window Start: 300ms
Measure Window Length: 1000ms
BWC applied: 0.16 dB
Device Reference Point: 0, 0, -6.3 mm

Cursor:
ABM1/ABM2 = 45.72 dB
ABM1 comp = -4.58 dBA/m
BWC Factor = 0.16 dB
Location: 0, -8.3, 3.7 mm



0 dB = 1.000 = 0.00 dB

LTE Band 25 Wideband

Communication System: UID 0, LTE (FDD) (0); Frequency: 1882.5 MHz;Duty Cycle: 1:1

T-Coil scan (scan for ANSI C63.19-2011 compliance)/LAT_General Scans ch 26365/z (axial) wideband at best S/N/ABM Freq Resp(x,y,z,f) (1x1x1): Measurement grid: dx=10mm, dy=10mm

Signal Type: Audio File (.wav) 48k_voice_300-3000_2s.wav
Output Gain: 100
Measure Window Start: 300ms
Measure Window Length: 2000ms
BWC applied: 10.80 dB
Device Reference Point: 0, 0, -6.3 mm

Category	Telephone parameters WD signal quality [(signal+noise)-to-noise ratio in decibels]
Category T1	0 dB to 10 dB
Category T2	10 dB to 20 dB
Category T3	20 dB to 30 dB
Category T4	> 30 dB

Cursor:
Diff = 0.74 dB
BWC Factor = 10.80 dB
Location: 0, 360, 13 mm

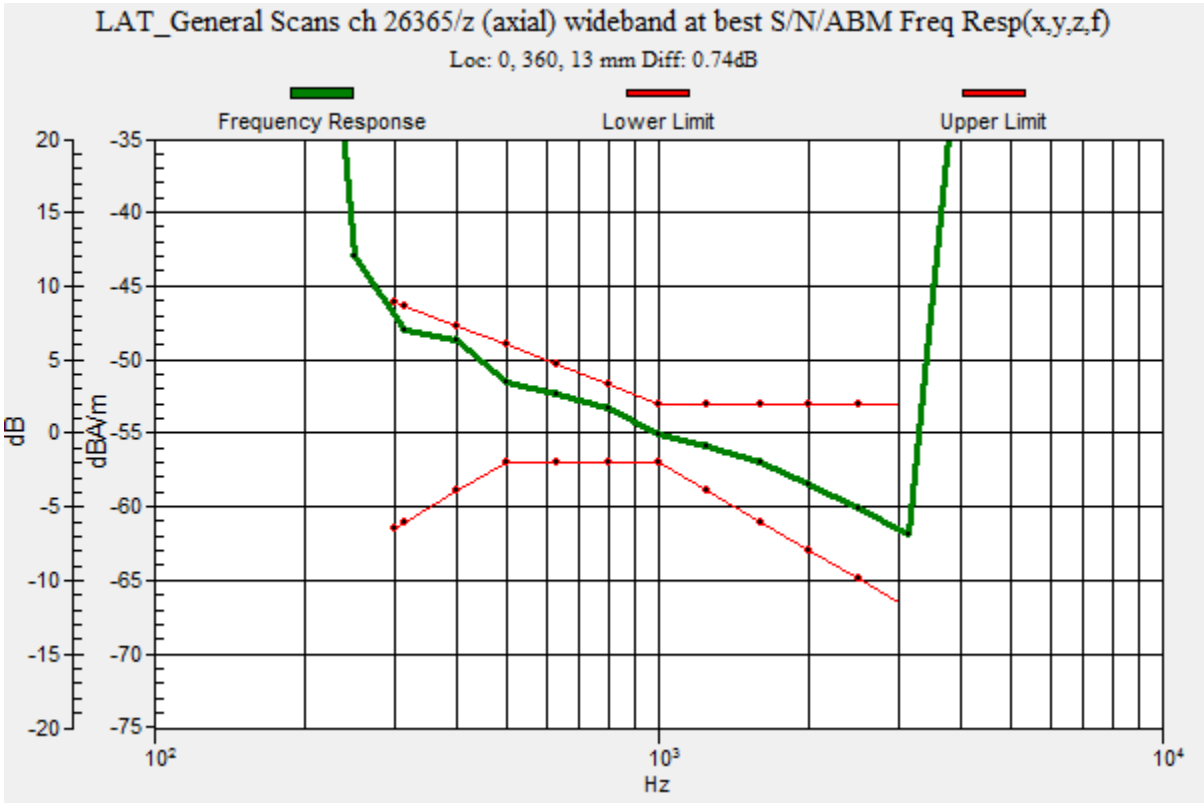

LTE Band 25 Wideband

Communication System: UID 0, LTE (FDD) (0); Frequency: 1882.5 MHz; Duty Cycle: 1:1
Phantom section: TCoil Section
DASY5 Configuration:
- Probe: AM1DV3 - 3092; ; Calibrated: 7/9/2015
- Sensor-Surface: 0mm (Fix Surface)
- Electronics: DAE4 Sn1257; Calibrated: 9/16/2015
- Phantom: HAC Test Arch with AMCC; Type: SD HAC P01 BB
- Measurement SW: DASY52, Version 52.8 (7);SEMCAD X Version 14.6.10 (7164)

T-Coil scan (scan for ANSI C63.19-2011 compliance)/LAT_General Scans ch 26365/z (axial) 4.2mm 50 x 50/ABM Interpolated SNR(x,y,z) (121x121x1): Interpolated grid: dx=1.000 mm, dy=1.000 mm

Signal Type: Audio File (.wav) 48k_voice_1kHz_1s.wav
Output Gain: 100
Measure Window Start: 300ms
Measure Window Length: 1000ms
BWC applied: 0.16 dB
Device Reference Point: 0, 0, -6.3 mm

Cursor:
ABM1/ABM2 = 46.63 dB
ABM1 comp = 0.45 dBA/m
BWC Factor = 0.16 dB
Location: 0, -4.2, 3.7 mm



0 dB = 1.000 = 0.00 dB

LTE Band 25 Wideband

Communication System: UID 0, LTE (FDD) (0); Frequency: 1882.5 MHz; Duty Cycle: 1:1
Phantom section: TCoil Section
DASY5 Configuration:
- Probe: AM1DV3 - 3092; ; Calibrated: 7/9/2015
- Sensor-Surface: 0mm (Fix Surface)
- Electronics: DAE4 Sn1257; Calibrated: 9/16/2015
- Phantom: HAC Test Arch with AMCC; Type: SD HAC P01 BB
- Measurement SW: DASY52, Version 52.8 (7);SEMCAD X Version 14.6.10 (7164)

T-Coil scan (scan for ANSI C63.19-2011 compliance)/LAT_General Scans ch 26365/y (transversal) 4.2mm 50 x 50/ABM Interpolated SNR(x,y,z) (121x121x1): Interpolated grid: dx=1.000 mm, dy=1.000 mm

Signal Type: Audio File (.wav) 48k_voice_1kHz_1s.wav
Output Gain: 100
Measure Window Start: 300ms
Measure Window Length: 1000ms
BWC applied: 0.16 dB
Device Reference Point: 0, 0, -6.3 mm

Cursor:
ABM1/ABM2 = 44.17 dB
ABM1 comp = -4.45 dBA/m
BWC Factor = 0.16 dB
Location: -0.4, -8.3, 3.7 mm



0 dB = 1.000 = 0.00 dB

LTE Band 26 Wideband

Communication System: UID 0, LTE (FDD) (0); Frequency: 831.5 MHz;Duty Cycle: 1:1

T-Coil scan (scan for ANSI C63.19-2011 compliance)/LAT_General Scans ch 26865/z (axial) wideband at best S/N/ABM Freq Resp(x,y,z,f) (1x1x1): Measurement grid: dx=10mm, dy=10mm

Signal Type: Audio File (.wav) 48k_voice_300-3000_2s.wav
Output Gain: 100
Measure Window Start: 300ms
Measure Window Length: 2000ms
BWC applied: 10.80 dB
Device Reference Point: 0, 0, -6.3 mm

Category	Telephone parameters WD signal quality [(signal+noise)-to-noise ratio in decibels]
Category T1	0 dB to 10 dB
Category T2	10 dB to 20 dB
Category T3	20 dB to 30 dB
Category T4	> 30 dB

Cursor:
Diff = 1.33 dB
BWC Factor = 10.80 dB
Location: 0, 360, 13 mm

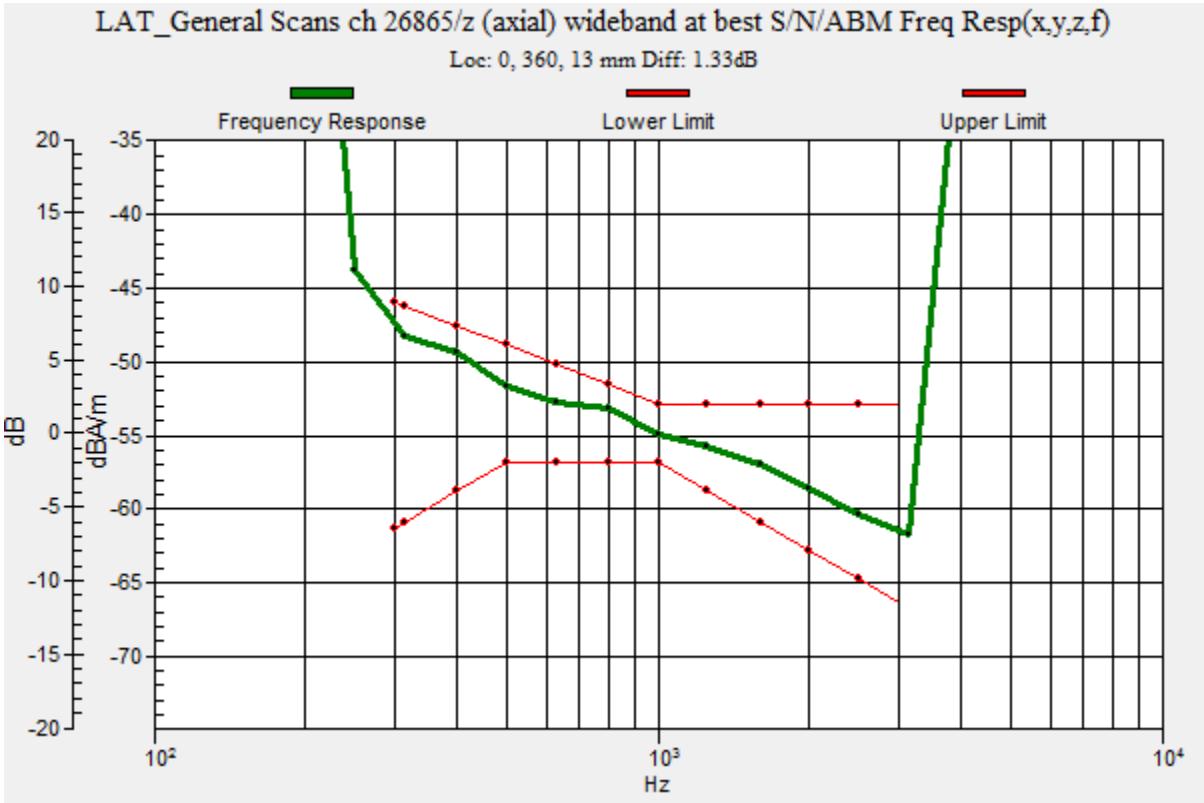

LTE Band 26 Wideband

Communication System: UID 0, LTE (FDD) (0); Frequency: 831.5 MHz; Duty Cycle: 1:1
Phantom section: TCoil Section
DASY5 Configuration:
- Probe: AM1DV3 - 3092; ; Calibrated: 7/9/2015
- Sensor-Surface: 0mm (Fix Surface)
- Electronics: DAE4 Sn1257; Calibrated: 9/16/2015
- Phantom: HAC Test Arch with AMCC; Type: SD HAC P01 BB
- Measurement SW: DASY52, Version 52.8 (7);SEMCAD X Version 14.6.10 (7164)

T-Coil scan (scan for ANSI C63.19-2011 compliance)/LAT_General Scans ch 26865/z (axial) 4.2mm 50 x 50/ABM Interpolated SNR(x,y,z) (121x121x1): Interpolated grid: dx=1.000 mm, dy=1.000 mm

Signal Type: Audio File (.wav) 48k_voice_1kHz_1s.wav
Output Gain: 100
Measure Window Start: 300ms
Measure Window Length: 1000ms
BWC applied: 0.16 dB
Device Reference Point: 0, 0, -6.3 mm

Cursor:
ABM1/ABM2 = 44.65 dB
ABM1 comp = 0.27 dBA/m
BWC Factor = 0.16 dB
Location: -3.7, 4.2, 3.7 mm



0 dB = 1.000 = 0.00 dB

LTE Band 26 Wideband

Communication System: UID 0, LTE (FDD) (0); Frequency: 831.5 MHz; Duty Cycle: 1:1
Phantom section: TCoil Section
DASY5 Configuration:
- Probe: AM1DV3 - 3092; ; Calibrated: 7/9/2015
- Sensor-Surface: 0mm (Fix Surface)
- Electronics: DAE4 Sn1257; Calibrated: 9/16/2015
- Phantom: HAC Test Arch with AMCC; Type: SD HAC P01 BB
- Measurement SW: DASY52, Version 52.8 (7);SEMCAD X Version 14.6.10 (7164)

T-Coil scan (scan for ANSI C63.19-2011 compliance)/LAT_General Scans ch 26865/y (transversal) 4.2mm 50 x 50/ABM Interpolated SNR(x,y,z) (121x121x1): Interpolated grid: dx=1.000 mm, dy=1.000 mm

Signal Type: Audio File (.wav) 48k_voice_1kHz_1s.wav
Output Gain: 100
Measure Window Start: 300ms
Measure Window Length: 1000ms
BWC applied: 0.16 dB
Device Reference Point: 0, 0, -6.3 mm

Cursor:
ABM1/ABM2 = 45.02 dB
ABM1 comp = -4.07 dBA/m
BWC Factor = 0.16 dB
Location: -0.4, -5.4, 3.7 mm



0 dB = 1.000 = 0.00 dB

LTE Band 27 Wideband

Communication System: UID 0, LTE (FDD) (0); Frequency: 815.5 MHz;Duty Cycle: 1:1

T-Coil scan (scan for ANSI C63.19-2011 compliance)/LAT_General Scans ch 27125/z (axial) wideband at best S/N/ABM Freq Resp(x,y,z,f) (1x1x1): Measurement grid: dx=10mm, dy=10mm

Signal Type: Audio File (.wav) 48k_voice_300-3000_2s.wav
Output Gain: 100
Measure Window Start: 300ms
Measure Window Length: 2000ms
BWC applied: 10.80 dB
Device Reference Point: 0, 0, -6.3 mm

Category	Telephone parameters WD signal quality [(signal+noise)-to-noise ratio in decibels]
Category T1	0 dB to 10 dB
Category T2	10 dB to 20 dB
Category T3	20 dB to 30 dB
Category T4	> 30 dB

Cursor:
Diff = 1.31 dB
BWC Factor = 10.80 dB
Location: 0, 360, 13 mm

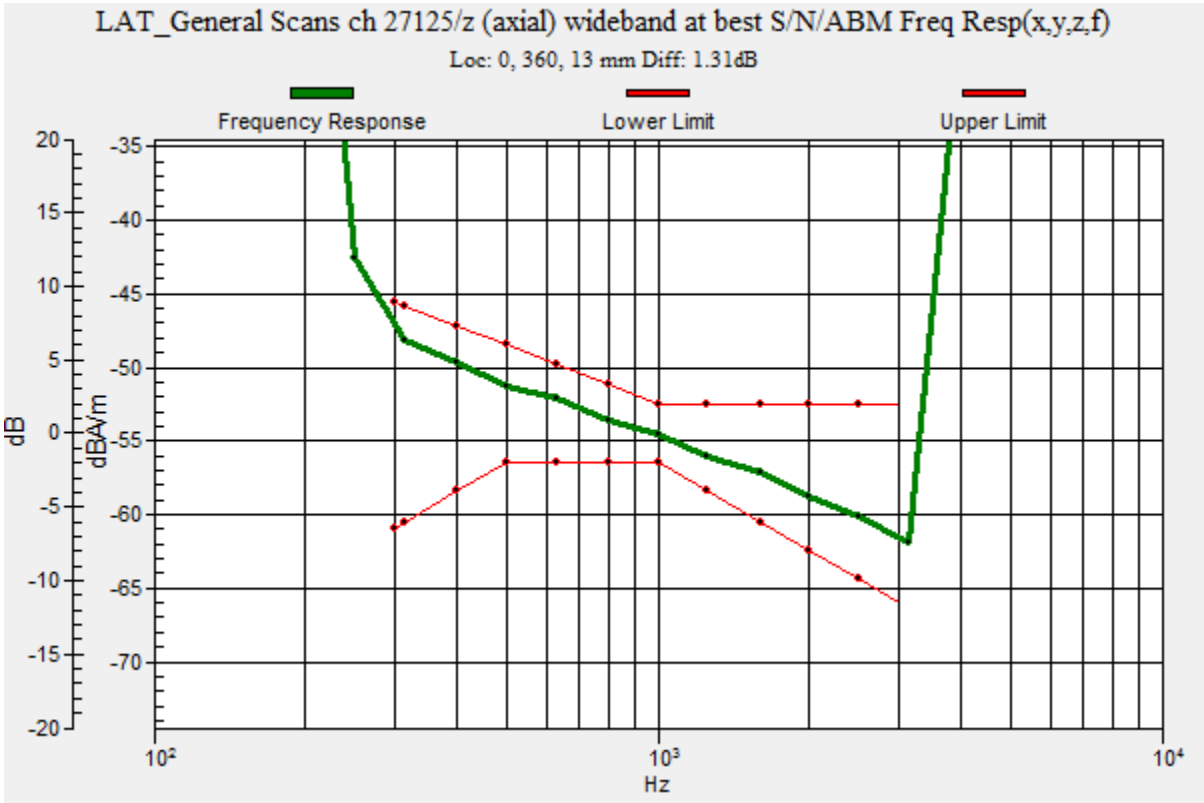

LTE Band 27 Wideband

Communication System: UID 0, LTE (FDD) (0); Frequency: 815.5 MHz; Duty Cycle: 1:1
Phantom section: TCoil Section
DASY5 Configuration:
- Probe: AM1DV3 - 3092; ; Calibrated: 7/9/2015
- Sensor-Surface: 0mm (Fix Surface)
- Electronics: DAE4 Sn1257; Calibrated: 9/16/2015
- Phantom: HAC Test Arch with AMCC; Type: SD HAC P01 BB
- Measurement SW: DASY52, Version 52.8 (7);SEMCAD X Version 14.6.10 (7164)

T-Coil scan (scan for ANSI C63.19-2011 compliance)/LAT_General Scans ch 27125/z (axial) 4.2mm 50 x 50/ABM Interpolated SNR(x,y,z) (121x121x1): Interpolated grid: dx=1.000 mm, dy=1.000 mm

Signal Type: Audio File (.wav) 48k_voice_1kHz_1s.wav
Output Gain: 100
Measure Window Start: 300ms
Measure Window Length: 1000ms
BWC applied: 0.16 dB
Device Reference Point: 0, 0, -6.3 mm

Cursor:
ABM1/ABM2 = 44.75 dB
ABM1 comp = 0.77 dBA/m
BWC Factor = 0.16 dB
Location: -3.3, 4.2, 3.7 mm

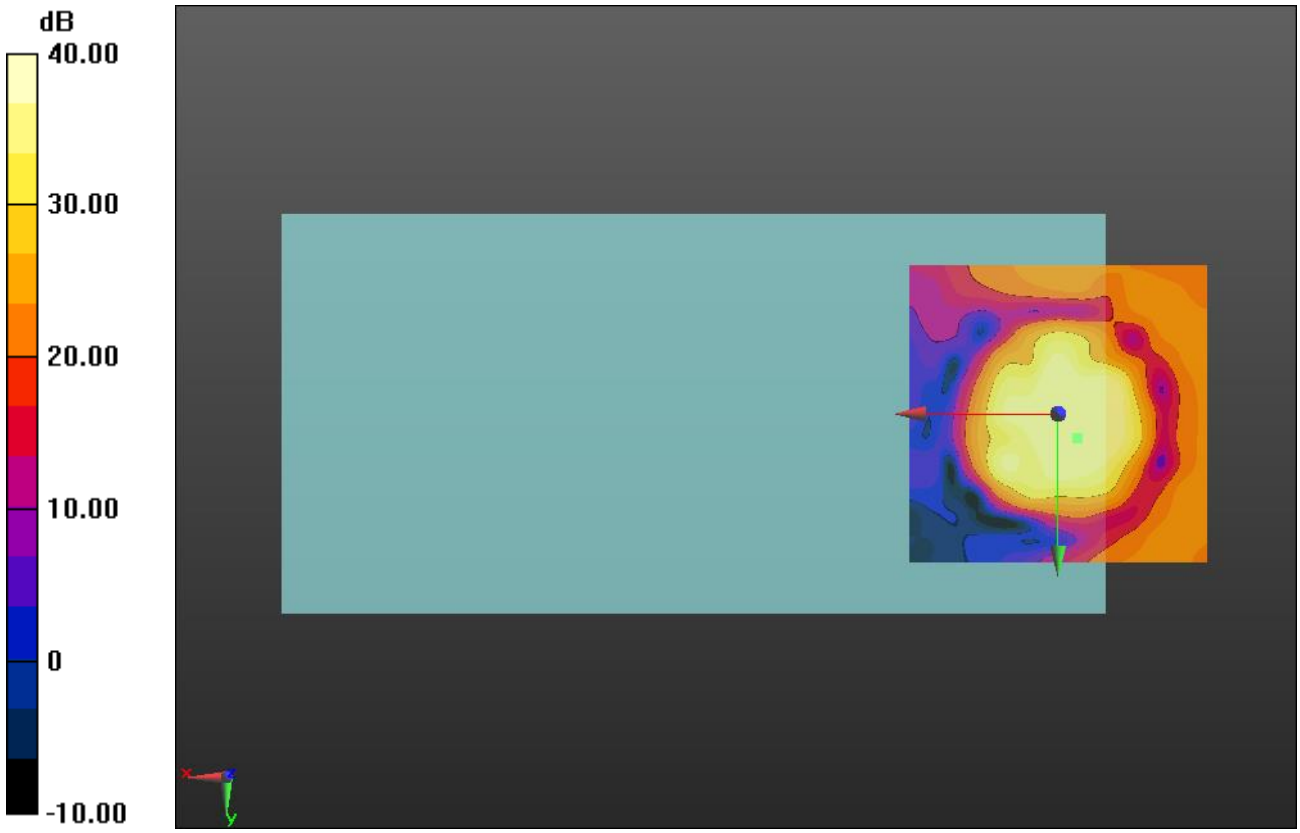

0 dB = 1.000 = 0.00 dB

LTE Band 27 Wideband

Communication System: UID 0, LTE (FDD) (0); Frequency: 815.5 MHz; Duty Cycle: 1:1
Phantom section: TCoil Section
DASY5 Configuration:
- Probe: AM1DV3 - 3092; ; Calibrated: 7/9/2015
- Sensor-Surface: 0mm (Fix Surface)
- Electronics: DAE4 Sn1257; Calibrated: 9/16/2015
- Phantom: HAC Test Arch with AMCC; Type: SD HAC P01 BB
- Measurement SW: DASY52, Version 52.8 (7);SEMCAD X Version 14.6.10 (7164)

T-Coil scan (scan for ANSI C63.19-2011 compliance)/LAT_General Scans ch 27125/y (transversal) 4.2mm 50 x 50/ABM Interpolated SNR(x,y,z) (121x121x1): Interpolated grid: dx=1.000 mm, dy=1.000 mm

Signal Type: Audio File (.wav) 48k_voice_1kHz_1s.wav
Output Gain: 100
Measure Window Start: 300ms
Measure Window Length: 1000ms
BWC applied: 0.16 dB
Device Reference Point: 0, 0, -6.3 mm

Cursor:
ABM1/ABM2 = 45.74 dB
ABM1 comp = -4.09 dBA/m
BWC Factor = 0.16 dB
Location: 0.8, -5.4, 3.7 mm



0 dB = 1.000 = 0.00 dB

LTE Band 30 Wideband

Communication System: UID 0, LTE (FDD) (0); Frequency: 2310 MHz;Duty Cycle: 1:1

T-Coil scan (scan for ANSI C63.19-2011 compliance)/LAT_General Scans ch 27710/z (axial) wideband at best S/N/ABM Freq Resp(x,y,z,f) (1x1x1): Measurement grid: dx=10mm, dy=10mm

Signal Type: Audio File (.wav) 48k_voice_300-3000_2s.wav
Output Gain: 100
Measure Window Start: 300ms
Measure Window Length: 2000ms
BWC applied: 10.81 dB
Device Reference Point: 0, 0, -6.3 mm

Category	Telephone parameters WD signal quality [(signal+noise)-to-noise ratio in decibels]
Category T1	0 dB to 10 dB
Category T2	10 dB to 20 dB
Category T3	20 dB to 30 dB
Category T4	> 30 dB

Cursor:
Diff = 1.59 dB
BWC Factor = 10.81 dB
Location: 0, 360, 13 mm

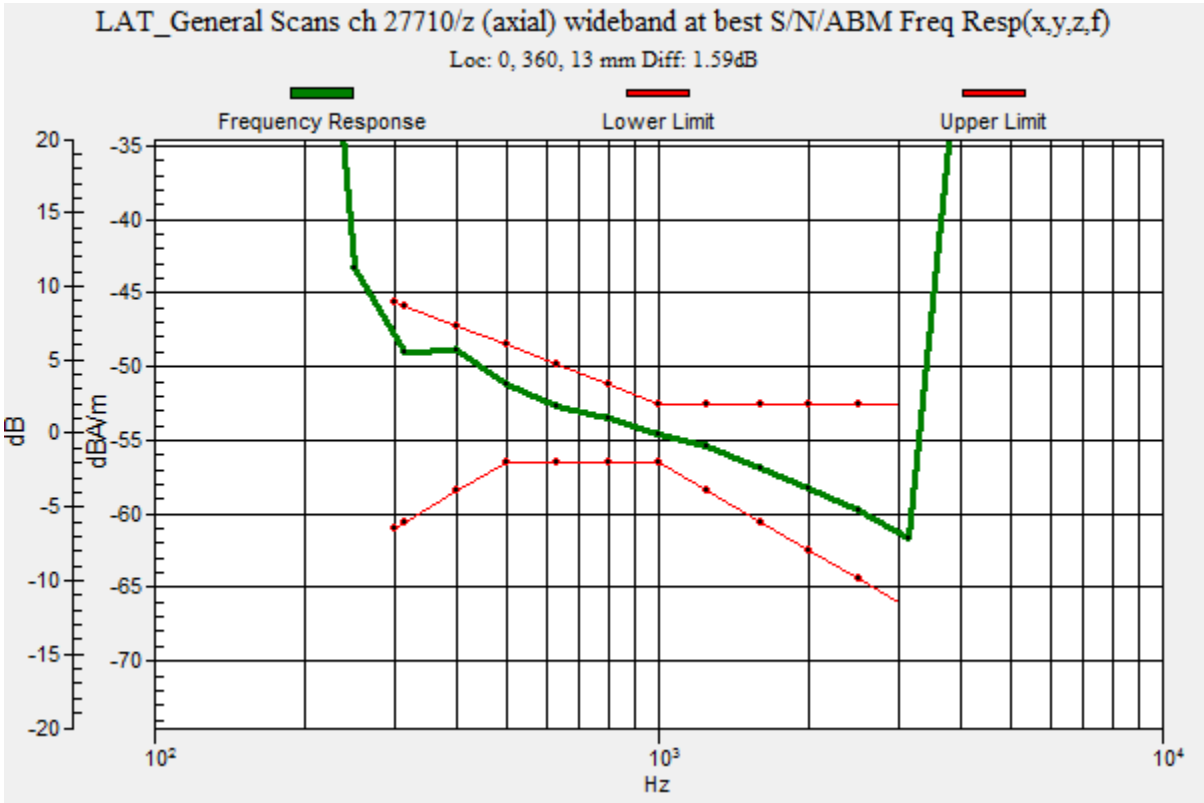

LTE Band 30 Wideband

Communication System: UID 0, LTE (FDD) (0); Frequency: 2310 MHz; Duty Cycle: 1:1
Phantom section: TCoil Section
DASY5 Configuration:
- Probe: AM1DV3 - 3092; ; Calibrated: 7/9/2015
- Sensor-Surface: 0mm (Fix Surface)
- Electronics: DAE4 Sn1257; Calibrated: 9/16/2015
- Phantom: HAC Test Arch with AMCC; Type: SD HAC P01 BB
- Measurement SW: DASY52, Version 52.8 (7);SEMCAD X Version 14.6.10 (7164)

T-Coil scan (scan for ANSI C63.19-2011 compliance)/LAT_General Scans ch 27710/z (axial) 4.2mm 50 x 50/ABM Interpolated SNR(x,y,z) (121x121x1): Interpolated grid: dx=1.000 mm, dy=1.000 mm

Signal Type: Audio File (.wav) 48k_voice_1kHz_1s.wav
Output Gain: 100
Measure Window Start: 300ms
Measure Window Length: 1000ms
BWC applied: 0.16 dB
Device Reference Point: 0, 0, -6.3 mm

Cursor:
ABM1/ABM2 = 44.38 dB
ABM1 comp = 2.08 dBA/m
BWC Factor = 0.16 dB
Location: -1.2, 4.2, 3.7 mm

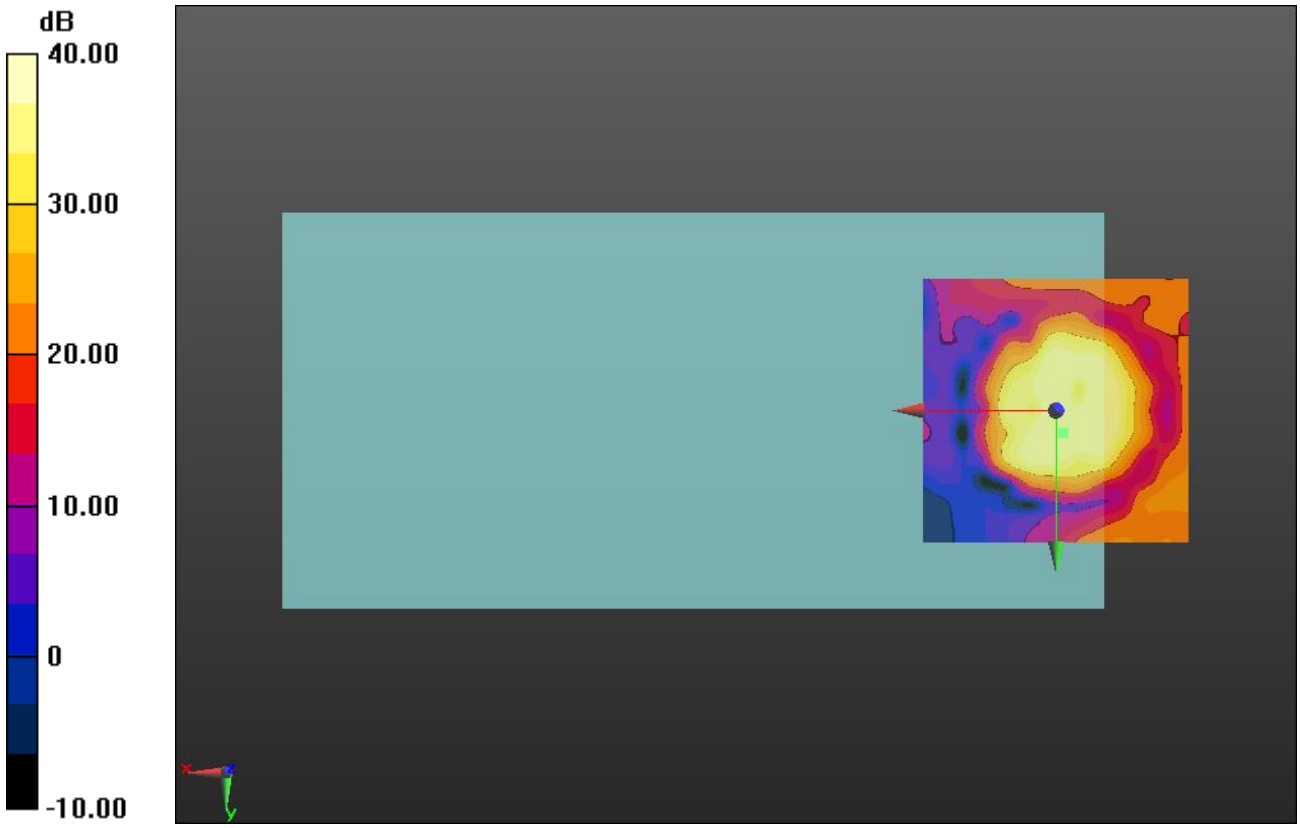

0 dB = 1.000 = 0.00 dB

LTE Band 30 Wideband

Communication System: UID 0, LTE (FDD) (0); Frequency: 2310 MHz; Duty Cycle: 1:1
Phantom section: TCoil Section
DASY5 Configuration:
- Probe: AM1DV3 - 3092; ; Calibrated: 7/9/2015
- Sensor-Surface: 0mm (Fix Surface)
- Electronics: DAE4 Sn1257; Calibrated: 9/16/2015
- Phantom: HAC Test Arch with AMCC; Type: SD HAC P01 BB
- Measurement SW: DASY52, Version 52.8 (7);SEMCAD X Version 14.6.10 (7164)

T-Coil scan (scan for ANSI C63.19-2011 compliance)/LAT_General Scans ch 27710/y (transversal) 4.2mm 50 x 50/ABM Interpolated SNR(x,y,z) (121x121x1): Interpolated grid: dx=1.000 mm, dy=1.000 mm

Signal Type: Audio File (.wav) 48k_voice_1kHz_1s.wav
Output Gain: 100
Measure Window Start: 300ms
Measure Window Length: 1000ms
BWC applied: 0.16 dB
Device Reference Point: 0, 0, -6.3 mm

Cursor:
ABM1/ABM2 = 46.10 dB
ABM1 comp = -5.09 dBA/m
BWC Factor = 0.16 dB
Location: -0.4, -8.3, 3.7 mm



0 dB = 1.000 = 0.00 dB

LTE Band 41 Wideband

Communication System: UID 0, LTE (TDD) (0); Frequency: 2593 MHz;Duty Cycle: 1:1.59956

T-Coil scan (scan for ANSI C63.19-2011 compliance)/LAT_General Scans ch 40620/z (axial) wideband at best S/N/ABM Freq Resp(x,y,z,f) (1x1x1): Measurement grid: dx=10mm, dy=10mm

Signal Type: Audio File (.wav) 48k_voice_300-3000_2s.wav
Output Gain: 100
Measure Window Start: 300ms
Measure Window Length: 2000ms
BWC applied: 10.80 dB
Device Reference Point: 0, 0, -6.3 mm

Category	Telephone parameters WD signal quality [(signal+noise)-to-noise ratio in decibels]
Category T1	0 dB to 10 dB
Category T2	10 dB to 20 dB
Category T3	20 dB to 30 dB
Category T4	> 30 dB

Cursor:
Diff = 1.39 dB
BWC Factor = 10.80 dB
Location: 0, 360, 13 mm

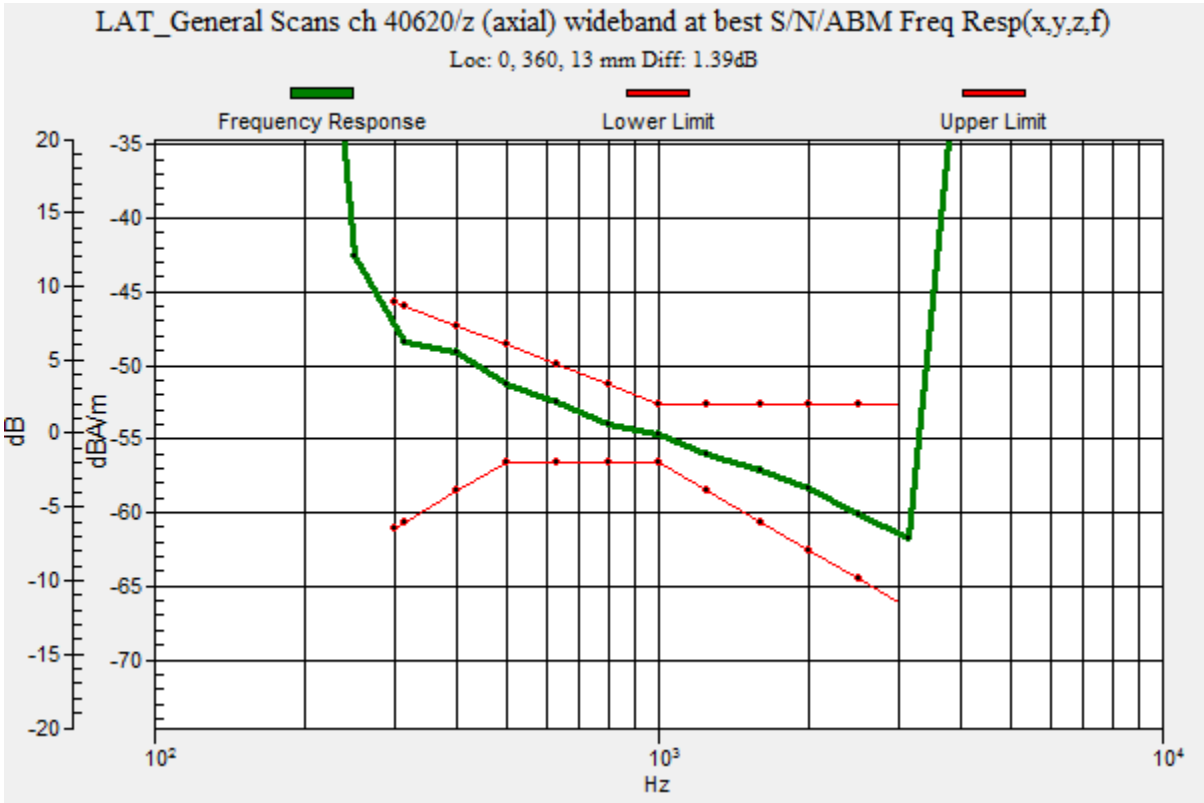

LTE Band 41 Wideband

Communication System: UID 0, LTE (TDD) (0); Frequency: 2593 MHz; Duty Cycle: 1:1.59956
Phantom section: TCoil Section
DASY5 Configuration:
- Probe: AM1DV3 - 3092; ; Calibrated: 7/9/2015
- Sensor-Surface: 0mm (Fix Surface)
- Electronics: DAE4 Sn1257; Calibrated: 9/16/2015
- Phantom: HAC Test Arch with AMCC; Type: SD HAC P01 BB
- Measurement SW: DASY52, Version 52.8 (7);SEMCAD X Version 14.6.10 (7164)

T-Coil scan (scan for ANSI C63.19-2011 compliance)/LAT_General Scans ch 40620/z (axial) 4.2mm 50 x 50/ABM Interpolated SNR(x,y,z) (121x121x1): Interpolated grid: dx=1.000 mm, dy=1.000 mm

Signal Type: Audio File (.wav) 48k_voice_1kHz_1s.wav
Output Gain: 100
Measure Window Start: 300ms
Measure Window Length: 1000ms
BWC applied: 0.16 dB
Device Reference Point: 0, 0, -6.3 mm

Cursor:
ABM1/ABM2 = 45.91 dB
ABM1 comp = 0.10 dBA/m
BWC Factor = 0.16 dB
Location: 0, -3.8, 3.7 mm



0 dB = 1.000 = 0.00 dB

LTE Band 41 Wideband

Communication System: UID 0, LTE (TDD) (0); Frequency: 2593 MHz; Duty Cycle: 1:1.59956
Phantom section: TCoil Section
DASY5 Configuration:
- Probe: AM1DV3 - 3092; ; Calibrated: 7/9/2015
- Sensor-Surface: 0mm (Fix Surface)
- Electronics: DAE4 Sn1257; Calibrated: 9/16/2015
- Phantom: HAC Test Arch with AMCC; Type: SD HAC P01 BB
- Measurement SW: DASY52, Version 52.8 (7);SEMCAD X Version 14.6.10 (7164)

T-Coil scan (scan for ANSI C63.19-2011 compliance)/LAT_General Scans ch 40620/y (transversal) 4.2mm 50 x 50/ABM Interpolated SNR(x,y,z) (121x121x1): Interpolated grid: dx=1.000 mm, dy=1.000 mm

Signal Type: Audio File (.wav) 48k_voice_1kHz_1s.wav
Output Gain: 100
Measure Window Start: 300ms
Measure Window Length: 1000ms
BWC applied: 0.16 dB
Device Reference Point: 0, 0, -6.3 mm

Cursor:
ABM1/ABM2 = 41.69 dB
ABM1 comp = -5.68 dBA/m
BWC Factor = 0.16 dB
Location: -1.7, -8.3, 3.7 mm

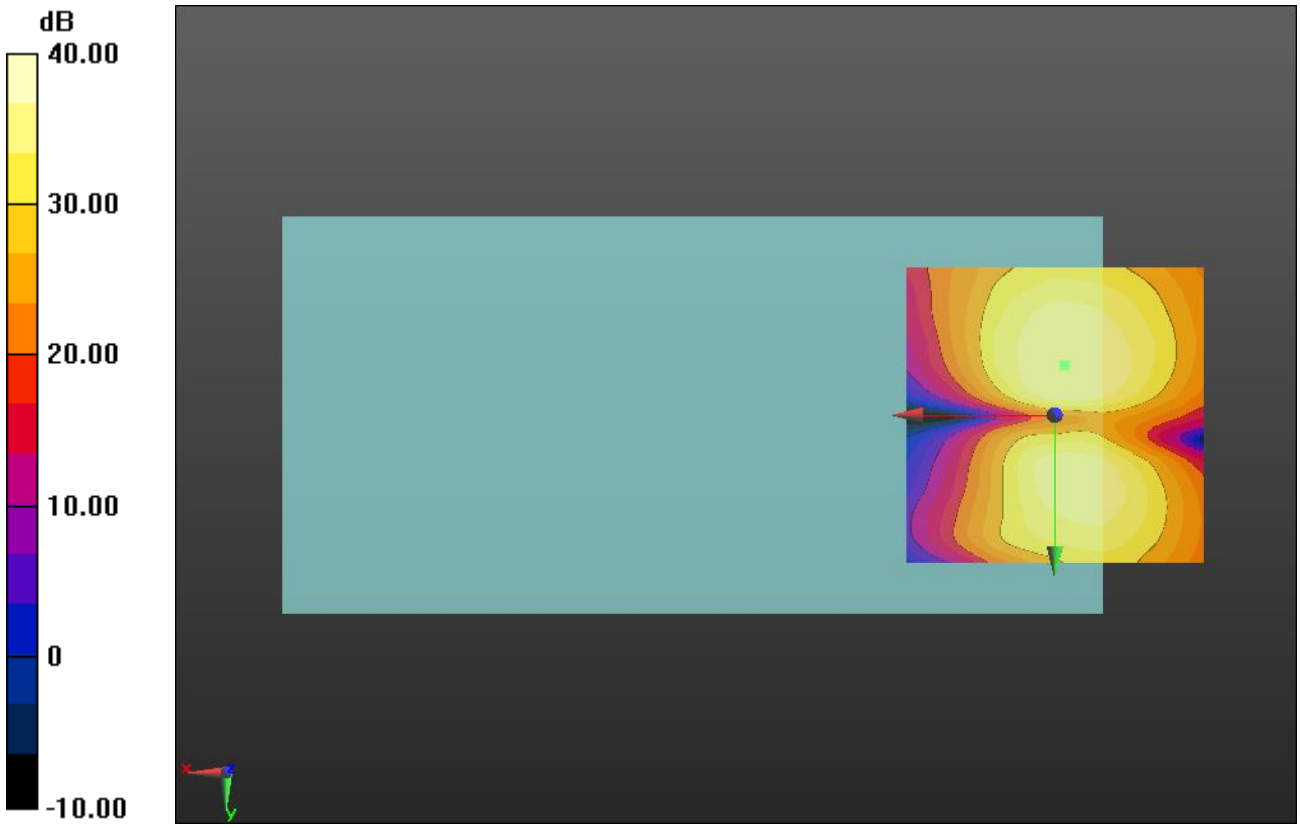

0 dB = 1.000 = 0.00 dB