MID CHANNEL 44 HARMONICS AND SPURIOUS EMISSIONS

MID CHANNEL HORIZONTAL PLOT

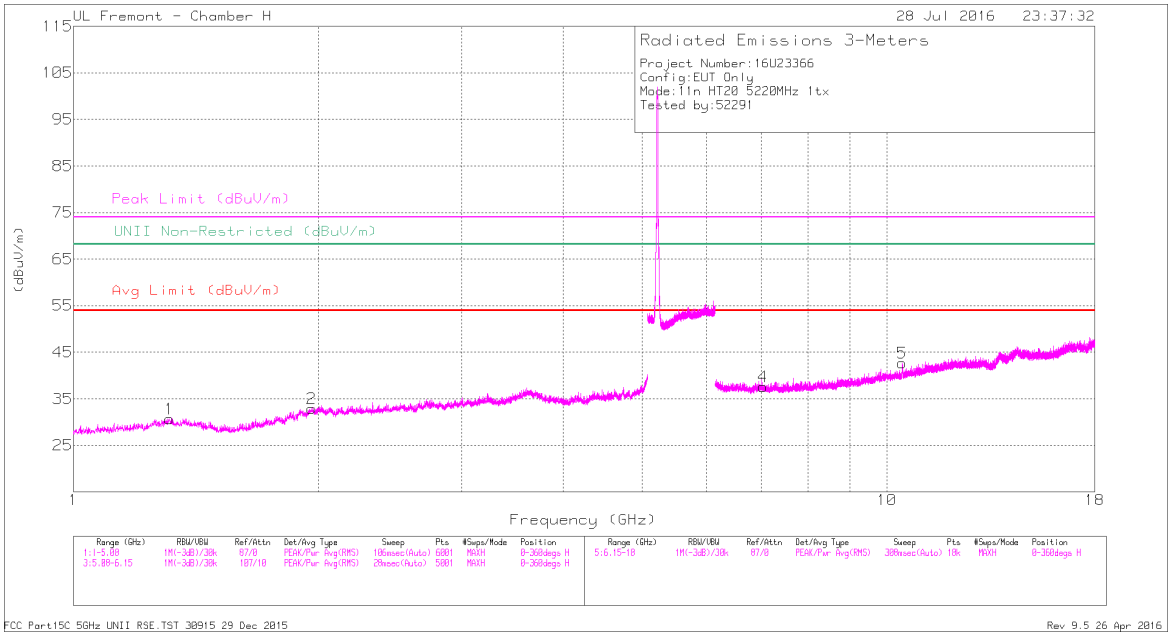

MID CHANNEL VERTICAL PLOT

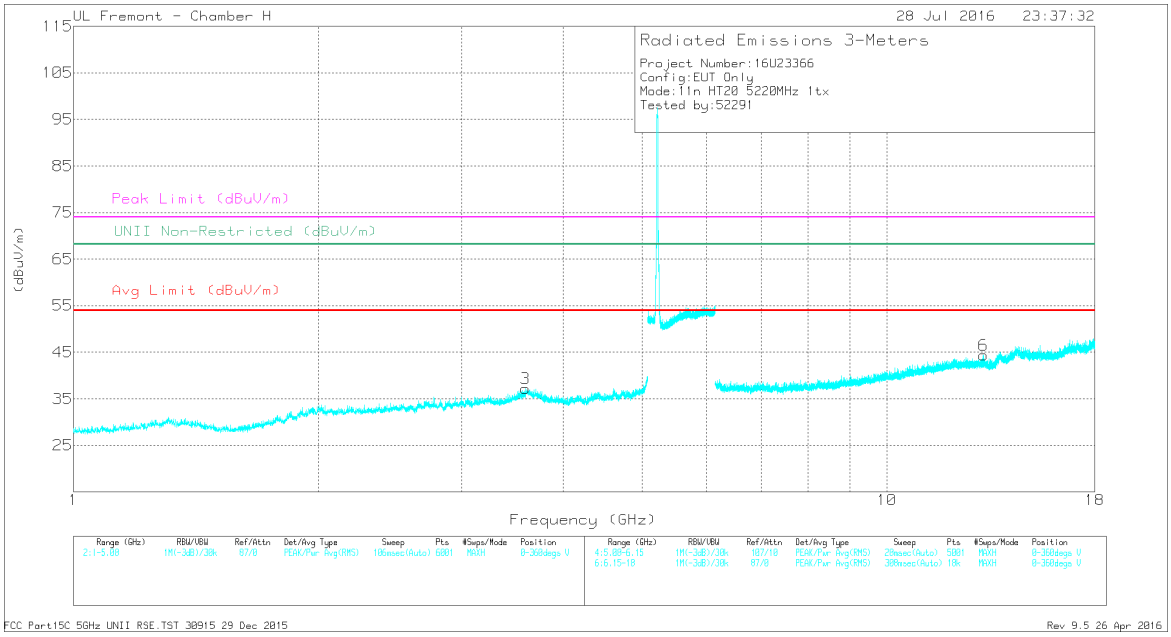

This report shall not be reproduced except in full, without the written approval of UL Verification Services Inc.

DATA

Marker	Frequency (GHz)	Meter Reading (dBuV)	Det	AF T120 (dB/m)	Amp/Cbl/Fltr/Pad (dB)	Corrected Reading (dBuV/m)	Avg Limit (dBuV/m)	Margin (dB)	Peak Limit (dBuV/m)	PK Margin (dB)	UNII Non-Restricted (dBuV/m)	PK Margin (dB)	Azimuth (Degs)	Height (cm)	Polarity
1	* 1.312	45.32	PK-U	29.7	-37.6	37.42	-	-	74	-36.58	-	-	329	246	H
	* 1.313	34.66	ADR	29.7	-37.6	26.76	54	-27.24	-	-	-	-	329	246	H
3	* 3.594	45.49	PK-U	34.9	-35.9	44.49	-	-	74	-29.51	-	-	261	194	V
	* 3.591	34.39	ADR	34.9	-35.9	33.39	54	-20.61	-	-	-	-	261	194	V
2	1.964	46.56	PK-U	31.6	-38	40.16	-	-	-	-	68.2	-28.04	321	261	H
	1.965	36.03	ADR	31.6	-38	29.63	-	-	-	-	-	-	321	261	H
4	7.042	40.78	PK-U	35.7	-31.8	44.68	-	-	-	-	68.2	-23.52	248	237	H
	7.043	31.03	ADR	35.7	-31.8	34.93	-	-	-	-	-	-	248	237	H
5	10.443	29.2	ADR	37.7	-29.3	37.6	-	-	-	-	-	-	189	197	H
	10.444	39.18	PK-U	37.7	-29.3	47.58	-	-	-	-	68.2	-20.62	189	197	H
6	13.135	37.38	PK-U	39.1	-26.7	49.78	-	-	-	-	68.2	-18.42	164	208	V
	13.135	27.88	ADR	39.1	-26.7	40.28	-	-	-	-	-	-	164	208	V

* - indicates frequency in CFR47 Pt 15 / IC RSS-Restricted Band
PK-U - U-NII: Maximum Peak
ADR - U-NII AD primary method, RMS average

This report shall not be reproduced except in full, without the written approval of UL Verification Services Inc.

HIGH CHANNEL HARMONICS AND SPURIOUS EMISSIONS

HIGH CHANNEL HORIZONTAL PLOT

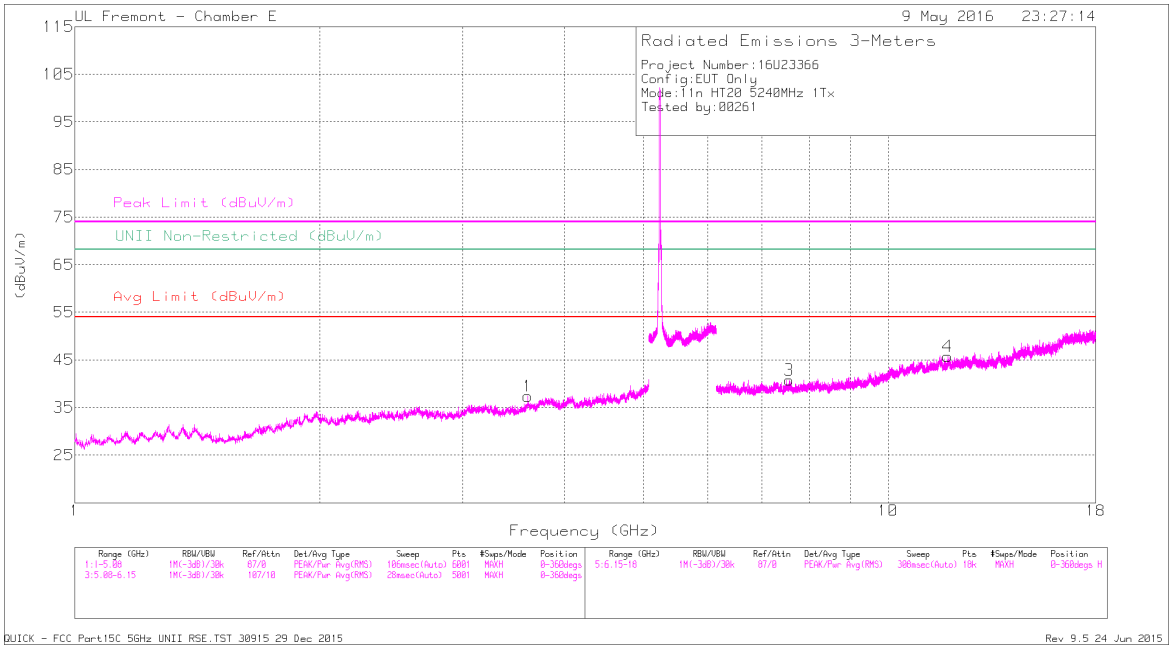

HIGH CHANNEL VERTICAL PLOT

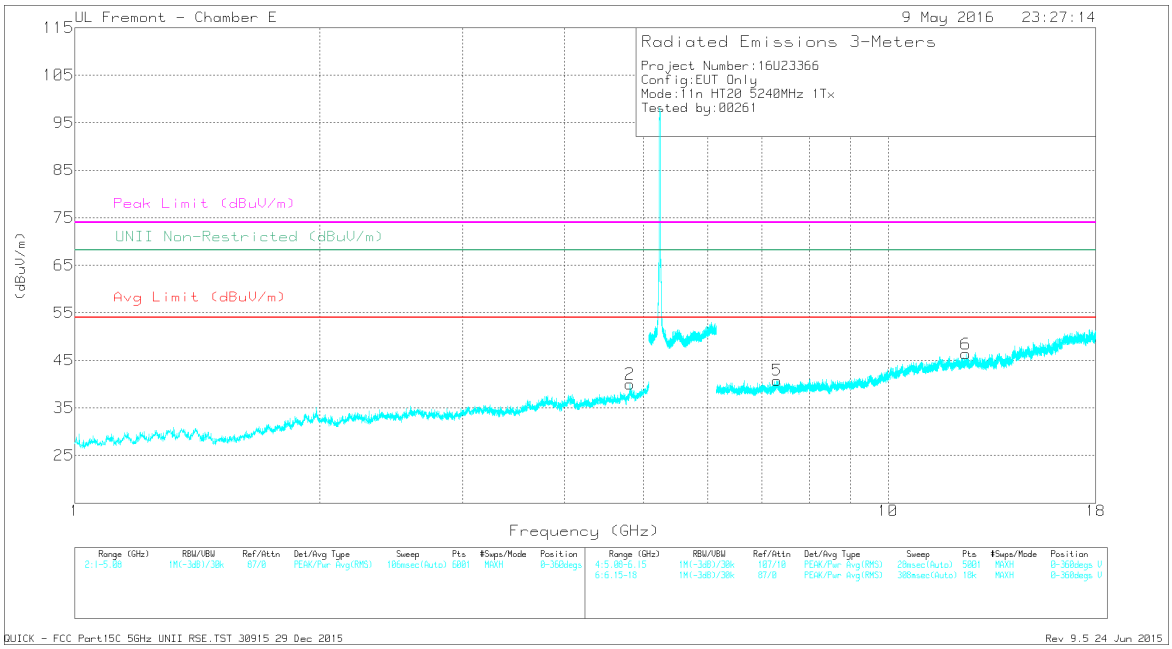

This report shall not be reproduced except in full, without the written approval of UL Verification Services Inc.

DATA

Radiated Emissions

Marker	Frequency (GHz)	Meter Reading (dBuV)	Det	AF T711 (dB/m)	Amp/Cbl/Fltr/Pad (dB)	Corrected Reading (dBuV/m)	Avg Limit (dBuV/m)	Margin (dB)	Peak Limit (dBuV/m)	PK Margin (dB)	UNII Non-Restricted (dBuV/m)	PK Margin (dB)	Azimuth (Degs)	Height (cm)	Polarity
1	* 3.606	42.01	PK-U	33	-30.7	44.31	-	-	74	-29.69	-	-	180	115	H
	* 3.608	30.07	ADR	33	-30.7	32.37	54	-21.63	-	-	-	-	180	115	H
2	* 4.814	41.96	PK-U	34	-29	46.96	-	-	74	-27.04	-	-	356	101	V
	* 4.814	29.65	ADR	34	-29	34.65	54	-19.35	-	-	-	-	356	101	V
3	* 7.553	38.4	PK-U	35.6	-26.5	47.5	-	-	74	-26.5	-	-	34	201	H
	* 7.554	26.66	ADR	35.6	-26.5	35.76	54	-18.24	-	-	-	-	34	201	H
4	* 11.836	36.98	PK-U	38.8	-24	51.78	-	-	74	-22.22	-	-	322	142	H
	* 11.833	25.35	ADR	38.8	-24.1	40.05	54	-13.95	-	-	-	-	322	142	H
5	* 7.302	38.59	PK-U	35.6	-26.1	48.09	-	-	74	-25.91	-	-	32	223	V
	* 7.302	26.65	ADR	35.6	-26.1	36.15	54	-17.85	-	-	-	-	32	223	V
6	* 12.465	37.36	PK-U	39.1	-23.6	52.86	-	-	74	-21.14	-	-	80	103	V
	* 12.462	25.76	ADR	39.1	-23.7	41.16	54	-12.84	-	-	-	-	80	103	V

* - indicates frequency in CFR15.205/IC7.2.2 Restricted Band

PK-U - U-NII: Maximum Peak

ADR - U-NII AD primary method, RMS average

UL VERIFICATION SERVICES INC. FORM NO: CCSUP4701J
47173 BENICIA STREET, FREMONT, CA 94538, USA TEL: (510) 771-1000 FAX: (510) 661-0888
This report shall not be reproduced except in full, without the written approval of UL Verification Services Inc.

RESTRICTED BANDEDGE, CHAIN 1 (LOW CHANNEL)

LOW CHANNEL HORIZONTAL PLOT

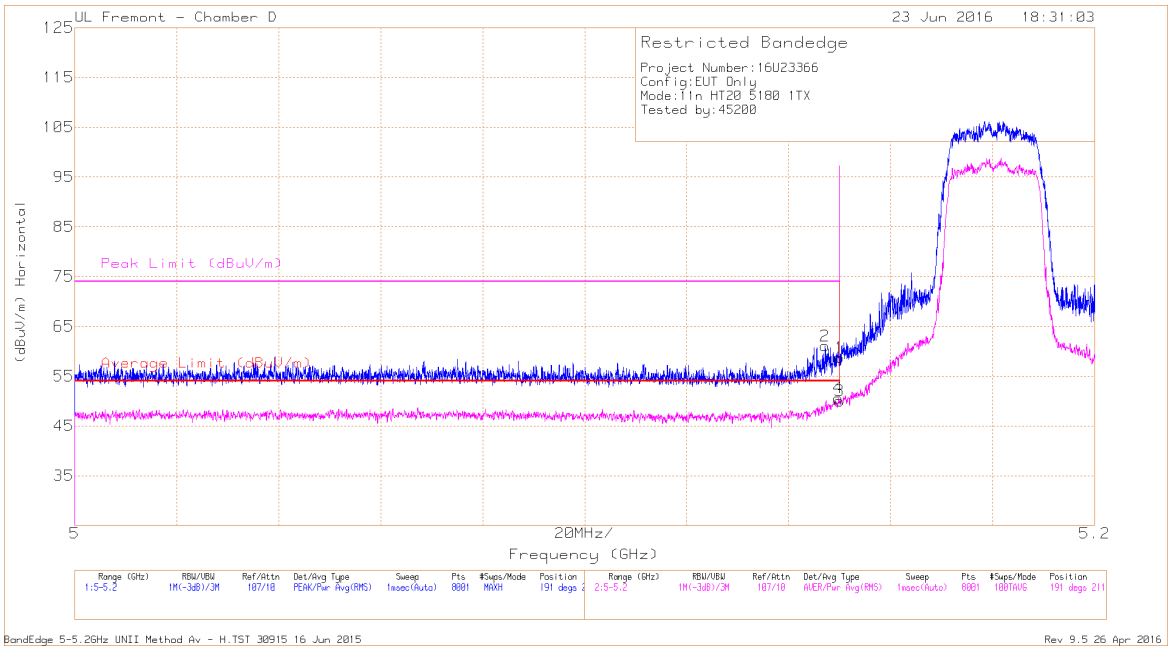

DATA

Marker	Frequency (GHz)	Meter Reading (dBuV)	Det	AF T712 (dB/m)	Amp/Cbl/Fltr/Pad (dB)	Corrected Reading (dBuV/m)	Average Limit (dBuV/m)	Margin (dB)	Peak Limit (dBuV/m)	PK Margin (dB)	Azimuth (Degs)	Height (cm)	Polarity
2	* 5.147	45.16	Pk	34.1	-18.2	61.06	-	-	74	-12.94	191	211	H
4	* 5.15	34.73	RMS	34.1	-18.2	50.63	54	-3.37	-	-	191	211	H
1	5.15	42.85	Pk	34.1	-18.2	58.75	-	-	74	-15.25	191	211	H
3	5.15	34.14	RMS	34.1	-18.2	50.04	54	-3.96	-	-	191	211	H

* - indicates frequency in CFR47 Pt 15 / IC RSS-Restricted Band
Pk - Peak detector
RMS - RMS detection

This report shall not be reproduced except in full, without the written approval of UL Verification Services Inc.

LOW CHANNEL VERTICAL PLOT

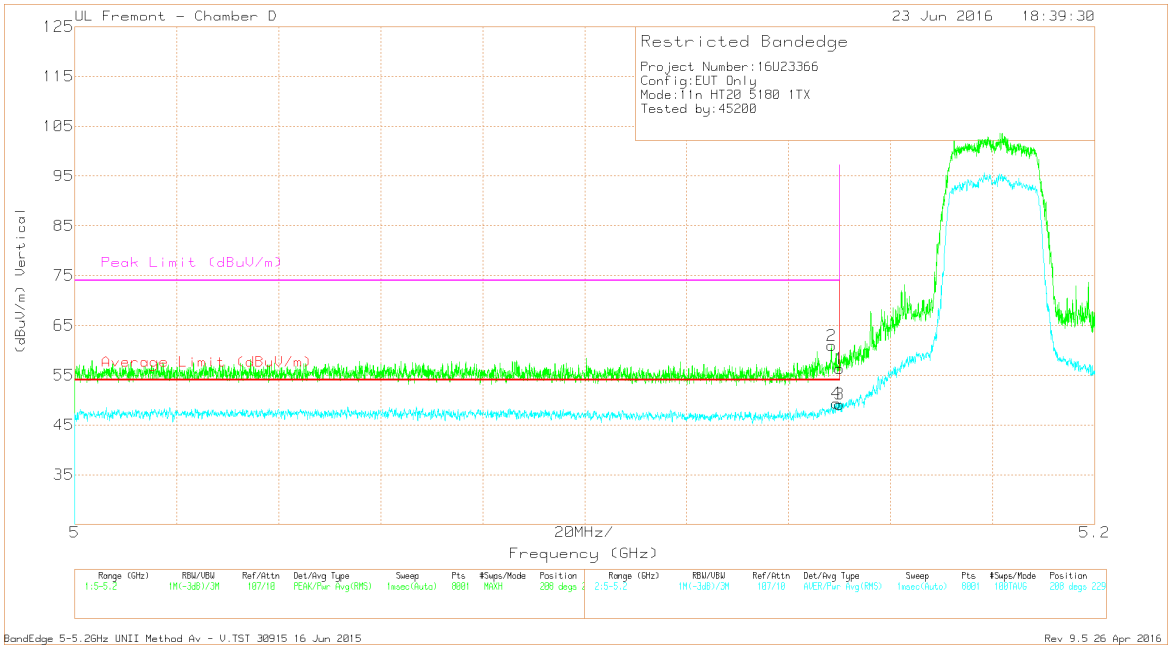

DATA

Marker	Frequency (GHz)	Meter Reading (dBuV)	Det	AF T712 (dB/m)	Amp/Cbl/Fltr/Pad (dB)	Corrected Reading (dBuV/m)	Average Limit (dBuV/m)	Margin (dB)	Peak Limit (dBuV/m)	PK Margin (dB)	Azimuth (Degs)	Height (cm)	Polarity
2	* 5.148	45.04	Pk	34.1	-18.2	60.94	-	-	74	-13.06	208	229	V
4	* 5.149	33.48	RMS	34.1	-18.2	49.38	54	-4.62	-	-	208	229	V
1	5.15	40.43	Pk	34.1	-18.2	56.33	-	-	74	-17.67	208	229	V
3	5.15	33.27	RMS	34.1	-18.2	49.17	54	-4.83	-	-	208	229	V

* - indicates frequency in CFR47 Pt 15 / IC RSS-Restricted Band
Pk - Peak detector
RMS - RMS detection

This report shall not be reproduced except in full, without the written approval of UL Verification Services Inc.

LOW CHANNEL HARMONICS AND SPURIOUS EMISSIONS

LOW CHANNEL HORIZONTAL PLOT

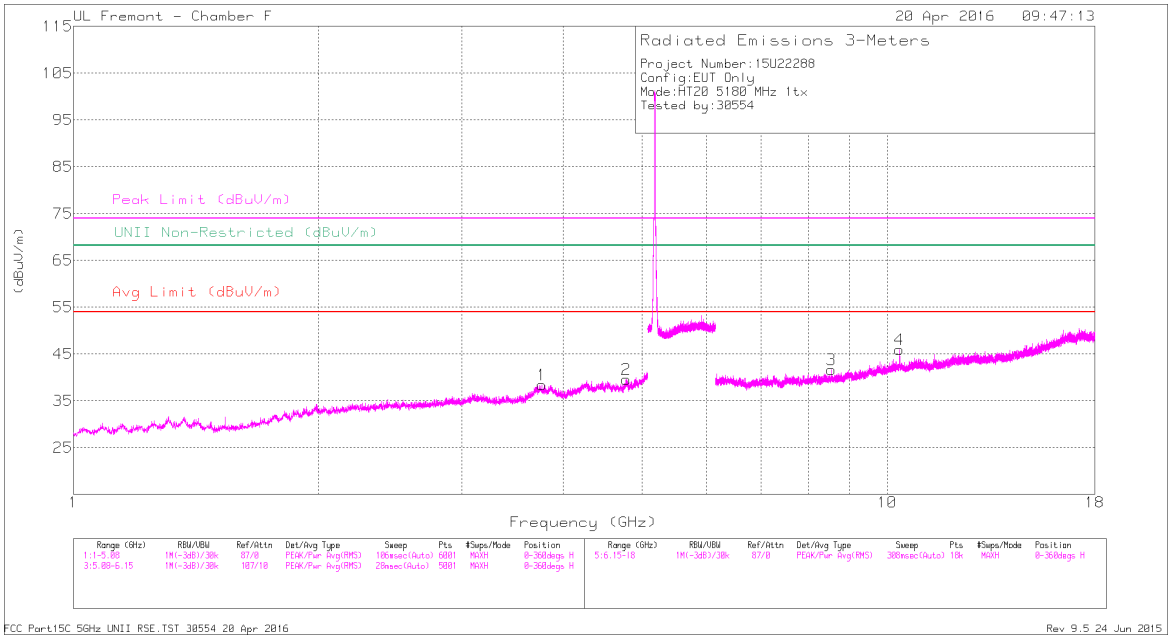

LOW CHANNEL VERTICAL PLOT

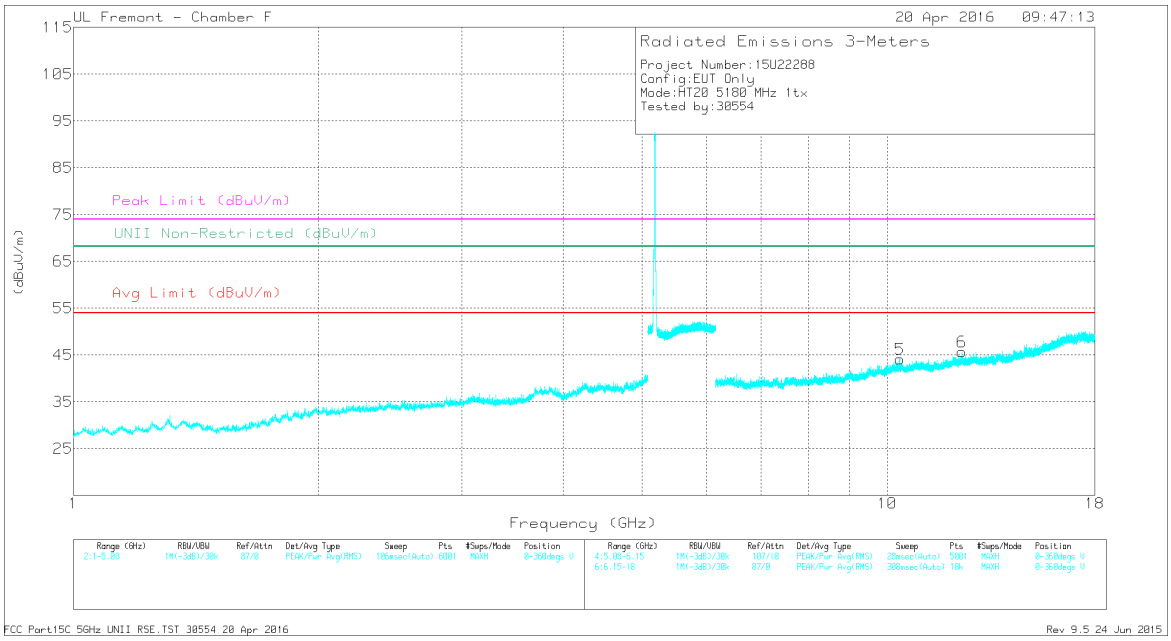

This report shall not be reproduced except in full, without the written approval of UL Verification Services Inc.

DATA

Markers	Frequency (GHz)	Meter Reading (dBuV)	Det	AF T344 (dB/m)	Amp/Cbl/Fltr/Pad (dB)	Corrected Reading (dBuV/m)	Avg Limit (dBuV/m)	Margin (dB)	Peak Limit (dBuV/m)	PK Margin (dB)	UNII Non-Restricted (dBuV/m)	PK Margin (dB)	Azimuth (Degs)	Height (cm)	Polarity
1	* 3.768	39.44	PK-U	33.4	-29.4	43.44	-	-	74	-30.56	-	-	0	100	H
	* 3.769	27.57	ADR	33.4	-29.4	31.57	54	-22.43	-	-	-	-	0	100	H
2	* 4.778	39.23	PK-U	34	-27.4	45.83	-	-	74	-28.17	-	-	0	100	H
	* 4.778	27.71	ADR	34	-27.4	34.31	54	-19.69	-	-	-	-	0	100	H
3	8.537	36.71	PK-U	35.8	-24.1	48.41	-	-	-	-	68.2	-19.79	0	100	H
	8.537	24.56	ADR	35.8	-24.1	36.26	-	-	-	-	-	-	0	100	H
4	10.354	37.47	PK-U	37.3	-21.7	53.07	-	-	-	-	68.2	-15.13	165	193	H
5	10.366	34.19	PK-U	37.3	-21.7	49.79	-	-	-	-	68.2	-18.41	165	193	V
6	* 12.361	35.49	PK-U	38.9	-22.3	52.09	-	-	74	-21.91	-	-	165	193	V
	* 12.36	23.89	ADR	38.9	-22.3	40.49	54	-13.51	-	-	-	-	165	193	V

* - indicates frequency in CFR15.205/IC7.2.2 Restricted Band

PK-U - U-NII: Maximum Peak

ADR - U-NII AD primary method, RMS average

UL VERIFICATION SERVICES INC. FORM NO: CCSUP4701J
47173 BENICIA STREET, FREMONT, CA 94538, USA TEL: (510) 771-1000 FAX: (510) 661-0888
This report shall not be reproduced except in full, without the written approval of UL Verification Services Inc.

MID CHANNEL 40 HARMONICS AND SPURIOUS EMISSIONS

MID CHANNEL HORIZONTAL PLOT

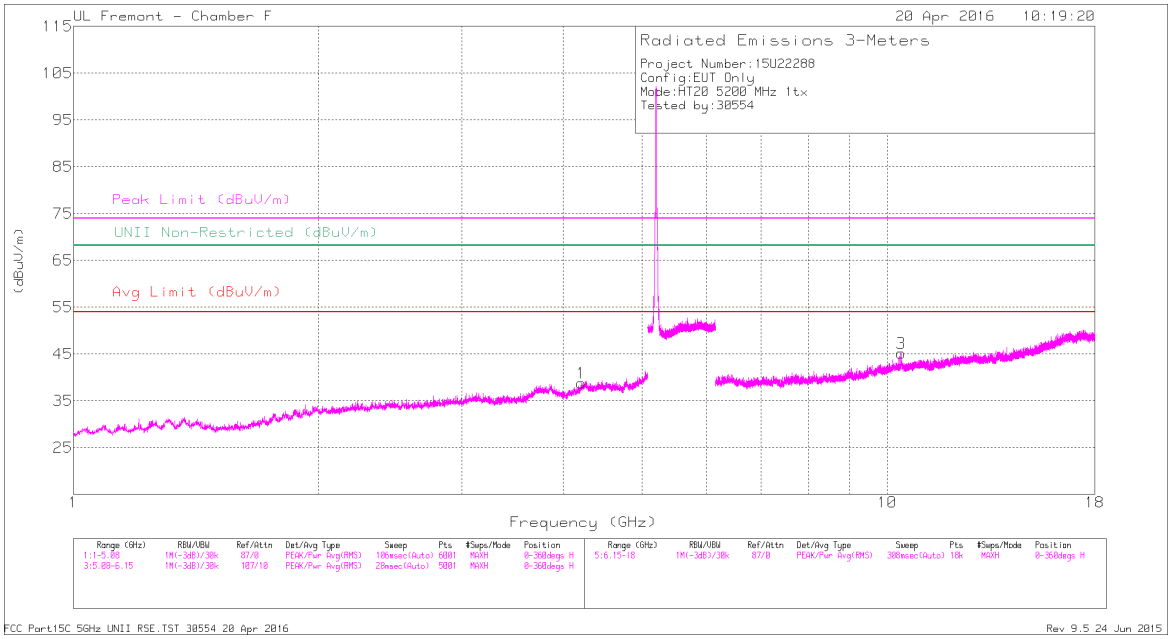

MID CHANNEL VERTICAL PLOT

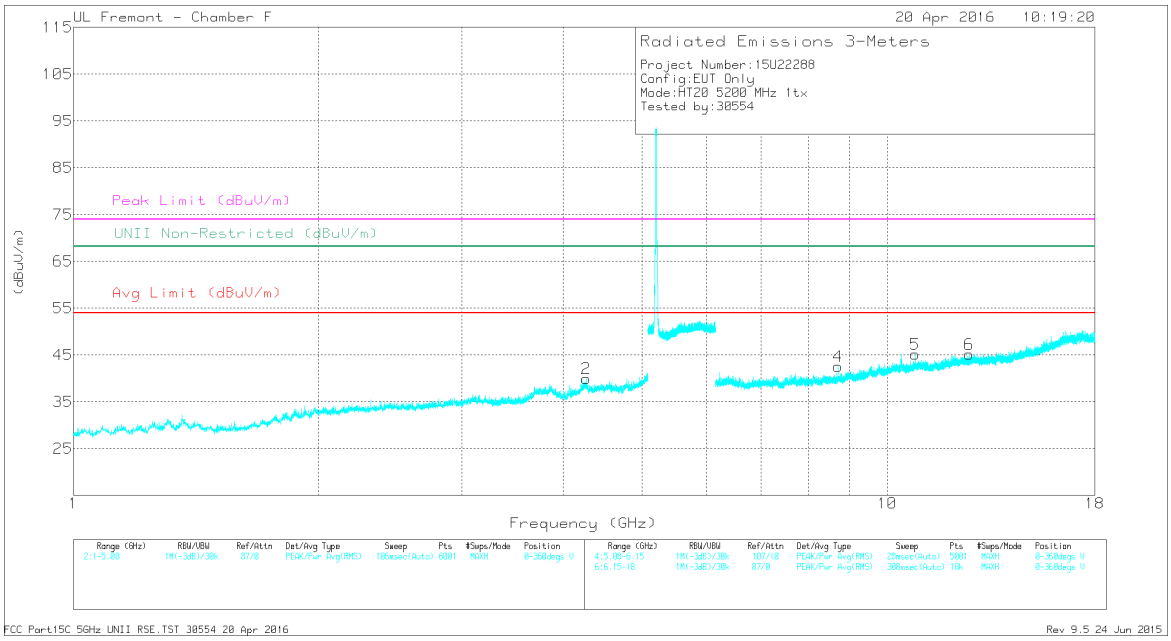

This report shall not be reproduced except in full, without the written approval of UL Verification Services Inc.

DATA

Markers	Frequency (GHz)	Meter Reading (dBuV)	Det	AF T344 (dB/m)	Amp/Cbl/Fltr/Pad (dB)	Corrected Reading (dBuV/m)	Avg Limit (dBuV/m)	Margin (dB)	Peak Limit (dBuV/m)	PK Margin (dB)	UNII Non-Restricted (dBuV/m)	PK Margin (dB)	Azimuth (Degs)	Height (cm)	Polarity
1	* 4.212	38.35	PK-U	33.7	-27.9	44.15	-	-	74	-29.85	-	-	0	100	H
	* 4.209	27.15	ADR	33.7	-28	32.85	54	-21.15	-	-	-	-	0	100	H
2	* 4.267	37.97	PK-U	33.7	-26.5	45.17	-	-	74	-28.83	-	-	0	100	V
	* 4.267	26.42	ADR	33.7	-26.5	33.62	54	-20.38	-	-	-	-	0	100	V
3	10.406	39.44	PK-U	37.3	-21.2	55.54	-	-	-	-	68.2	-12.66	168	182	H
4	8.697	36.04	PK-U	35.9	-23.8	48.14	-	-	-	-	68.2	-20.06	168	182	V
5	* 10.828	34.32	PK-U	37.8	-21.7	50.42	-	-	74	-23.58	-	-	168	182	V
	* 10.828	22.97	ADR	37.8	-21.7	39.07	54	-14.93	-	-	-	-	168	182	V
6	* 12.608	36.07	PK-U	39.2	-23	52.27	-	-	74	-21.73	-	-	168	182	V
	* 12.61	24.15	ADR	39.2	-23	40.35	54	-13.65	-	-	-	-	168	182	V

* - indicates frequency in CFR15.205/IC7.2.2 Restricted Band

PK-U - U-NII: Maximum Peak

ADR - U-NII AD primary method, RMS average

UL VERIFICATION SERVICES INC. FORM NO: CCSUP4701J
47173 BENICIA STREET, FREMONT, CA 94538, USA TEL: (510) 771-1000 FAX: (510) 661-0888
This report shall not be reproduced except in full, without the written approval of UL Verification Services Inc.

MID CHANNEL 44 HARMONICS AND SPURIOUS EMISSIONS

MID CHANNEL HORIZONTAL PLOT

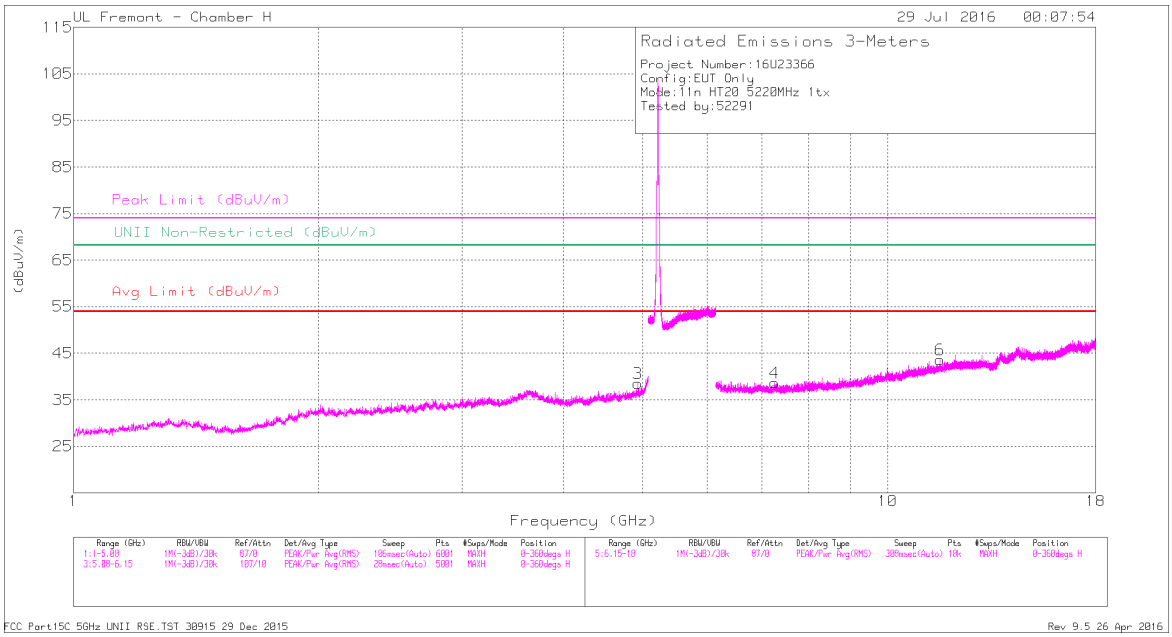

MID CHANNEL VERTICAL PLOT

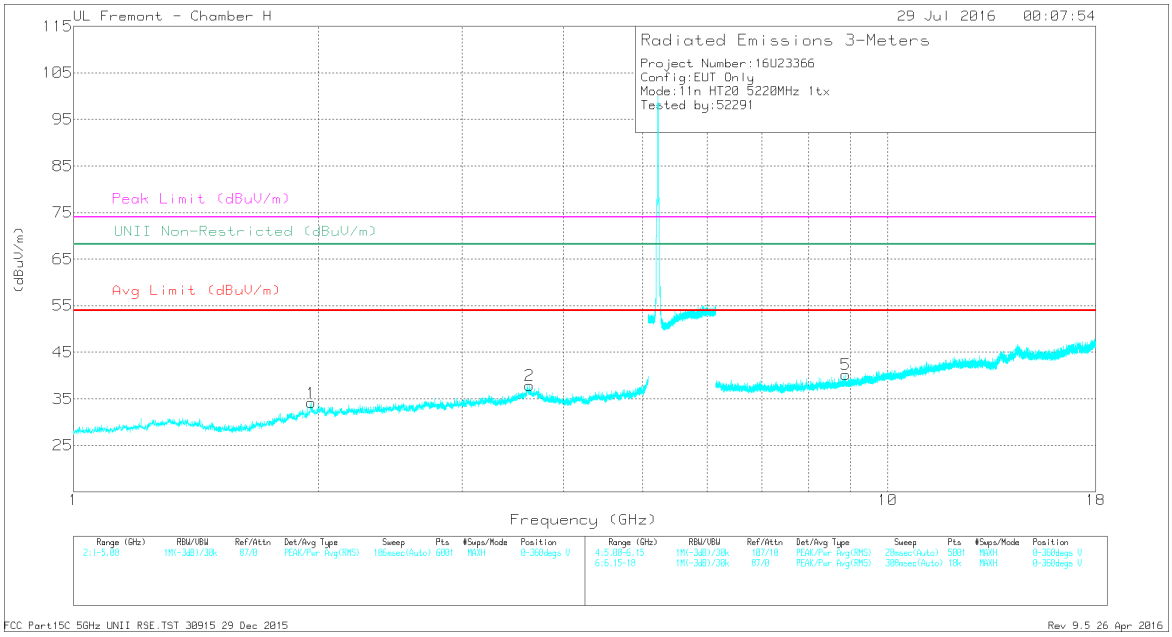

This report shall not be reproduced except in full, without the written approval of UL Verification Services Inc.

DATA

Marker	Frequency (GHz)	Meter Reading (dBuV)	Det	AF T120 (dB/m)	Amp/Cbl/Fltr/Pad (dB)	Corrected Reading (dBuV/m)	Avg Limit (dBuV/m)	Margin (dB)	Peak Limit (dBuV/m)	PK Margin (dB)	UNII Non-Restricted (dBuV/m)	PK Margin (dB)	Azimuth (Degs)	Height (cm)	Polarity
3	* 4.935	43.17	PK-U	34	-33.3	43.87	-	-	74	-30.13	-	-	47	385	H
	* 4.934	32.26	ADR	34	-33.3	32.96	54	-21.04	-	-	-	-	47	385	H
2	* 3.629	43.68	PK-U	34.9	-35.9	42.68	-	-	74	-31.32	-	-	133	248	V
	* 3.628	33.58	ADR	34.9	-35.9	32.58	54	-21.42	-	-	-	-	133	248	V
4	* 7.266	41.08	PK-U	35.7	-31.4	45.38	-	-	74	-28.62	-	-	102	227	H
	* 7.266	30.65	ADR	35.7	-31.4	34.95	54	-19.05	-	-	-	-	102	227	H
6	* 11.581	38.16	PK-U	38.9	-27.4	49.66	-	-	74	-24.34	-	-	142	206	H
	* 11.58	27.64	ADR	38.9	-27.4	39.14	54	-14.86	-	-	-	-	142	206	H
1	1.959	36.23	ADR	31.6	-38	29.83	-	-	-	-	-	-	53	328	V
	1.96	47.31	PK-U	31.6	-38	40.91	-	-	-	-	68.2	-27.29	53	328	V
5	8.875	38.39	PK-U	36.2	-29.5	45.09	-	-	-	-	68.2	-23.11	164	232	V
	8.877	29.17	ADR	36.2	-29.6	35.77	-	-	-	-	-	-	164	232	V

* - indicates frequency in CFR47 Pt 15 / IC RSS-Restricted Band
PK-U - U-NII: Maximum Peak
ADR - U-NII AD primary method, RMS average

This report shall not be reproduced except in full, without the written approval of UL Verification Services Inc.

HIGH CHANNEL HARMONICS AND SPURIOUS EMISSIONS

HIGH CHANNEL HORIZONTAL PLOT

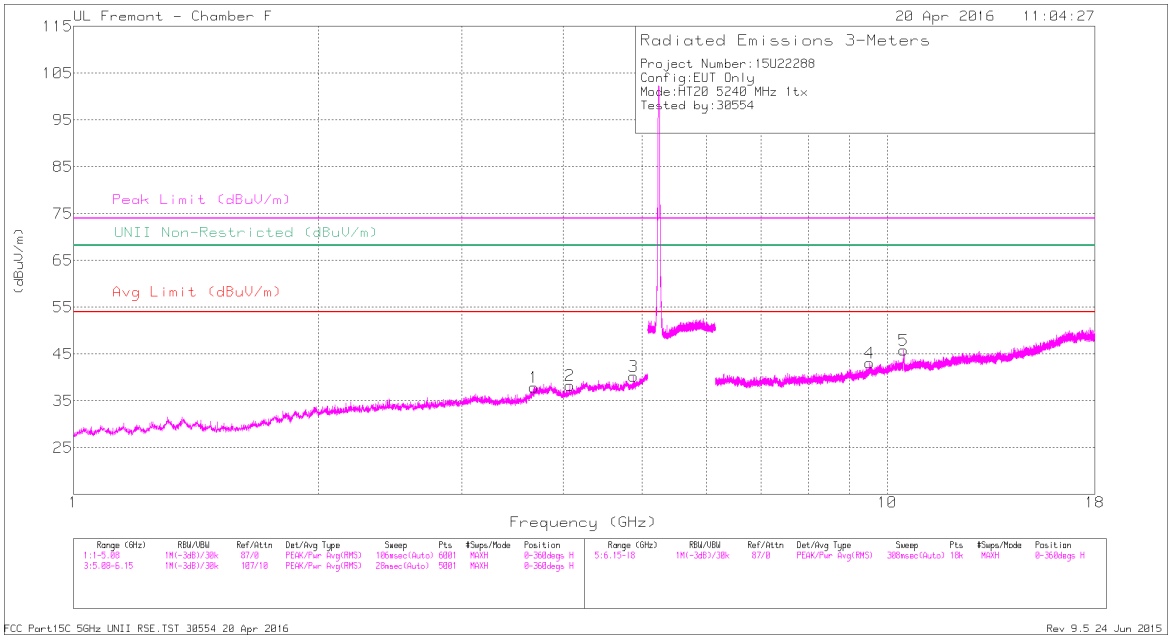

HIGH CHANNEL VERTICAL PLOT

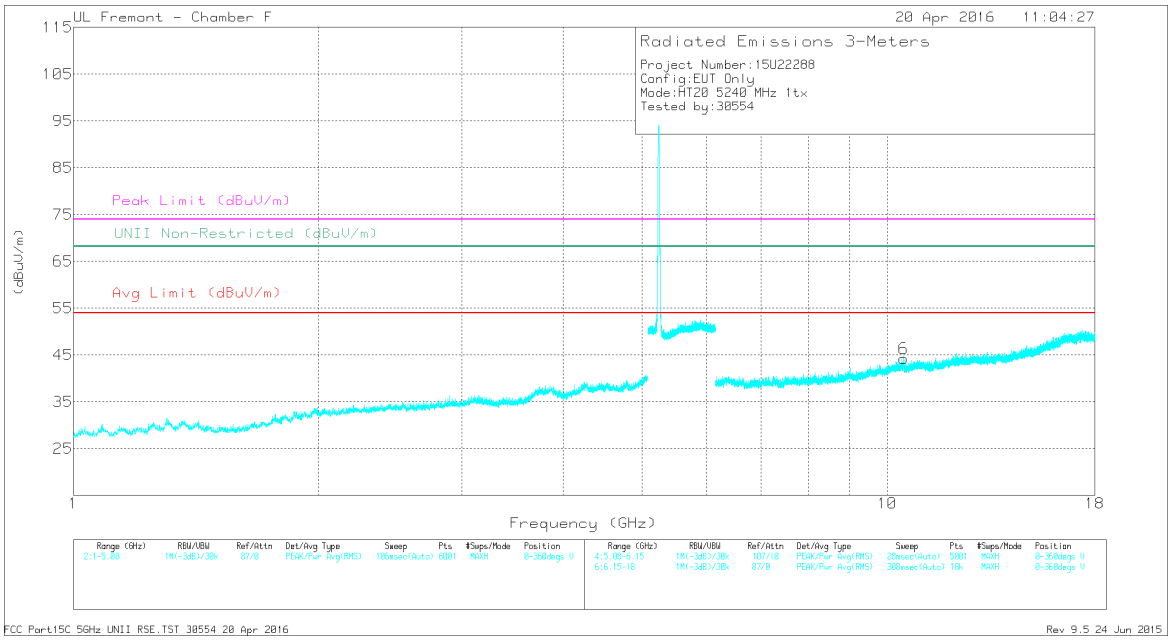

This report shall not be reproduced except in full, without the written approval of UL Verification Services Inc.

DATA

Markers	Frequency (GHz)	Meter Reading (dBuV)	Det	AF T344 (dB/m)	Amp/Cbl/Fltr/Pad (dB)	Corrected Reading (dBuV/m)	Avg Limit (dBuV/m)	Margin (dB)	Peak Limit (dBuV/m)	PK Margin (dB)	UNII Non-Restricted (dBuV/m)	PK Margin (dB)	Azimuth (Degs)	Height (cm)	Polarity
1	* 3.685	39.45	PK-U	33.3	-28.9	43.85	-	-	74	-30.15	-	-	0	100	H
	* 3.684	27.42	ADR	33.3	-28.9	31.82	54	-22.18	-	-	-	-	0	100	H
2	* 4.073	38.85	PK-U	33.6	-28.2	44.25	-	-	74	-29.75	-	-	0	100	H
	* 4.072	26.86	ADR	33.6	-28.2	32.26	54	-21.74	-	-	-	-	0	100	H
3	* 4.884	38.41	PK-U	34.1	-27.4	45.11	-	-	74	-28.89	-	-	0	100	H
	* 4.883	26.87	ADR	34.1	-27.4	33.57	54	-20.43	-	-	-	-	0	100	H
4	9.523	34.44	PK-U	36.5	-21.5	49.44	-	-	-	-	68.2	-18.76	0	100	H
5	10.478	40.39	PK-U	37.4	-21.4	56.39	-	-	-	-	68.2	-11.81	169	180	H
6	10.483	39.84	PK-U	37.4	-21.5	55.74	-	-	-	-	68.2	-12.46	143	102	V

* - indicates frequency in CFR15.205/IC7.2.2 Restricted Band

PK-U - U-NII: Maximum Peak

ADR - U-NII AD primary method, RMS average

UL VERIFICATION SERVICES INC. FORM NO: CCSUP4701J
47173 BENICIA STREET, FREMONT, CA 94538, USA TEL: (510) 771-1000 FAX: (510) 661-0888
This report shall not be reproduced except in full, without the written approval of UL Verification Services Inc.

9.3. 802.11n HT20 2Tx CDD MODE IN THE 5.2 GHz BAND

RESTRICTED BANDEDGE (LOW CHANNEL)

LOW CHANNEL HORIZONTAL PLOT

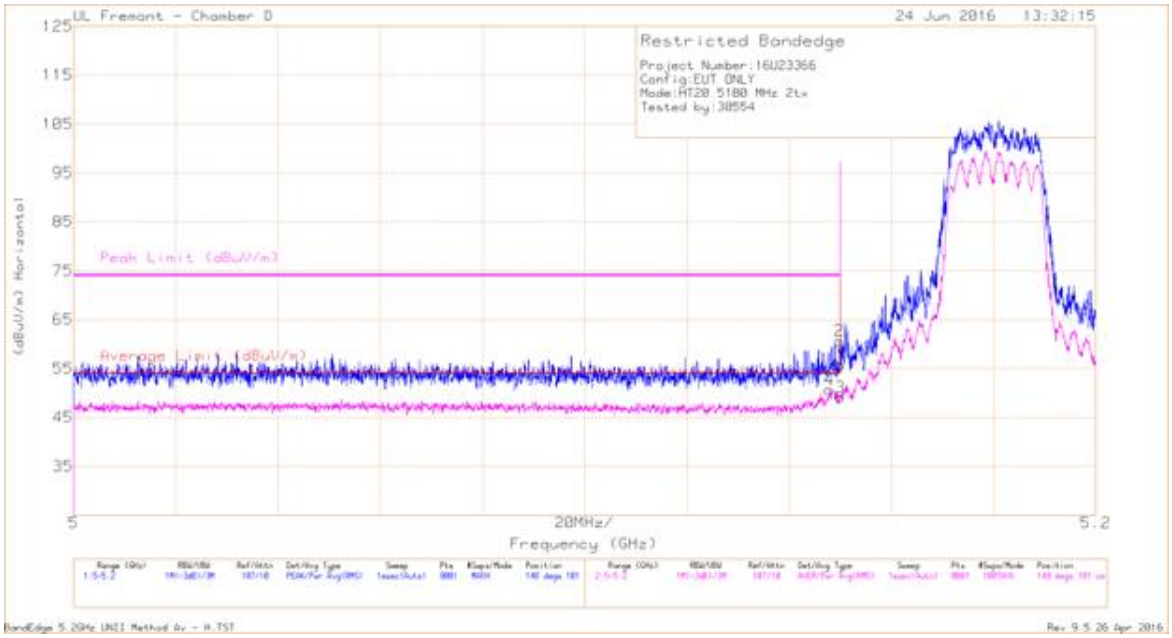

DATA

Marker	Frequency (GHz)	Meter Reading (dBuV)	Det	AF T712 (dB/m)	Amp/Cbl/Fltr/Pad (dB)	Corrected Reading (dBuV/m)	Average Limit (dBuV/m)	Margin (dB)	Peak Limit (dBuV/m)	PK Margin (dB)	Azimuth (Degs)	Height (cm)	Polarity
2	* 5.15	44.76	Pk	34.1	-18.2	60.66	-	-	74	-13.34	148	101	H
4	* 5.148	34.72	RMS	34.1	-18.2	50.62	54	-3.38	-	-	148	101	H
1	5.15	39.87	Pk	34.1	-18.2	55.77	-	-	74	-18.23	148	101	H
3	5.15	33.25	RMS	34.1	-18.2	49.15	54	-4.85	-	-	148	101	H

* - indicates frequency in CFR47 Pt 15 / IC RSS-Restricted Band
Pk - Peak detector
RMS - RMS detection
BandEdge 5.2GHz UNII Method Av - H.TST
Rev 9.5 26 Apr 2016

This report shall not be reproduced except in full, without the written approval of UL Verification Services Inc.

LOW CHANNEL VERTICAL PLOT

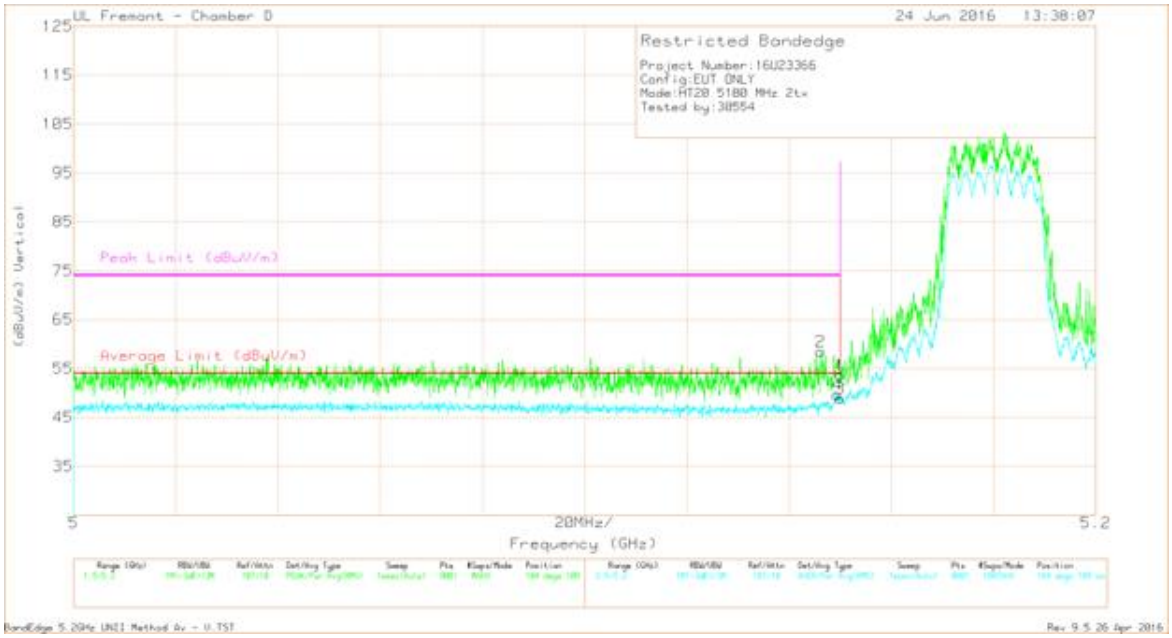

DATA

Marker	Frequency (GHz)	Meter Reading (dBuV)	Det	AF T712 (dB/m)	Amp/Cbl/Fltr/Pad (dB)	Corrected Reading (dBuV/m)	Average Limit (dBuV/m)	Margin (dB)	Peak Limit (dBuV/m)	PK Margin (dB)	Azimuth (Degs)	Height (cm)	Polarity
2	* 5.146	42.56	Pk	34.1	-18.2	58.46	-	-	74	-15.54	184	109	V
4	* 5.149	33.77	RMS	34.1	-18.2	49.67	54	-4.33	-	-	184	109	V
1	5.15	37.75	Pk	34.1	-18.2	53.65	-	-	74	-20.35	184	109	V
3	5.15	33.08	RMS	34.1	-18.2	48.98	54	-5.02	-	-	184	109	V

* - indicates frequency in CFR47 Pt 15 / IC RSS-Restricted Band
Pk - Peak detector
RMS - RMS detection

This report shall not be reproduced except in full, without the written approval of UL Verification Services Inc.

LOW CHANNEL HARMONICS AND SPURIOUS EMISSIONS

LOW CHANNEL HORIZONTAL PLOT

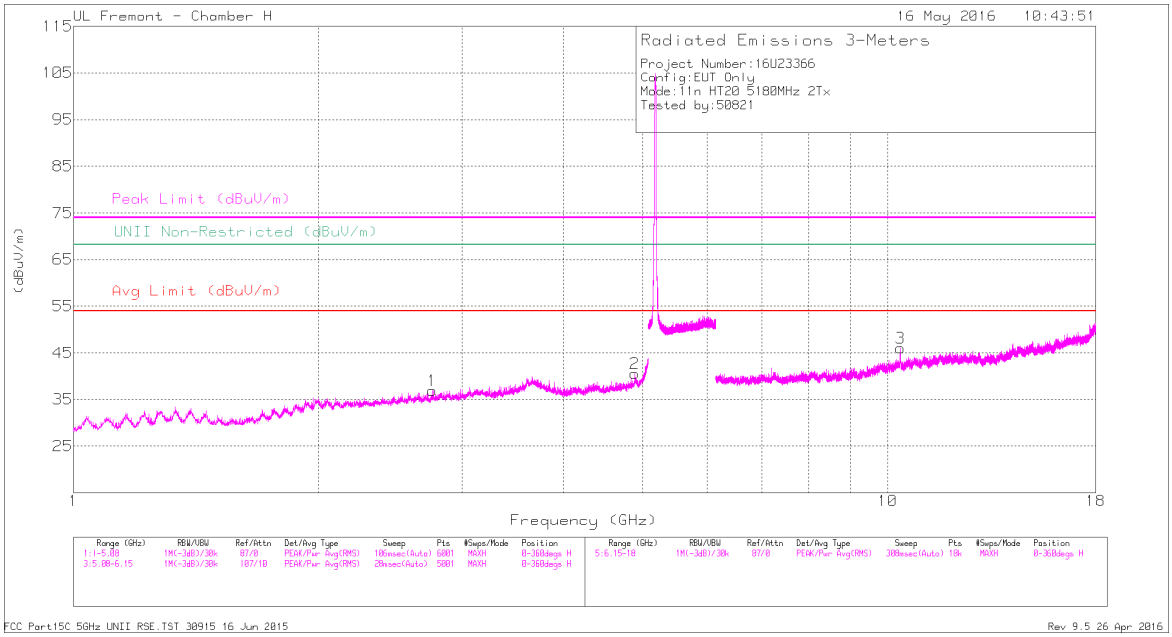

LOW CHANNEL VERTICAL PLOT

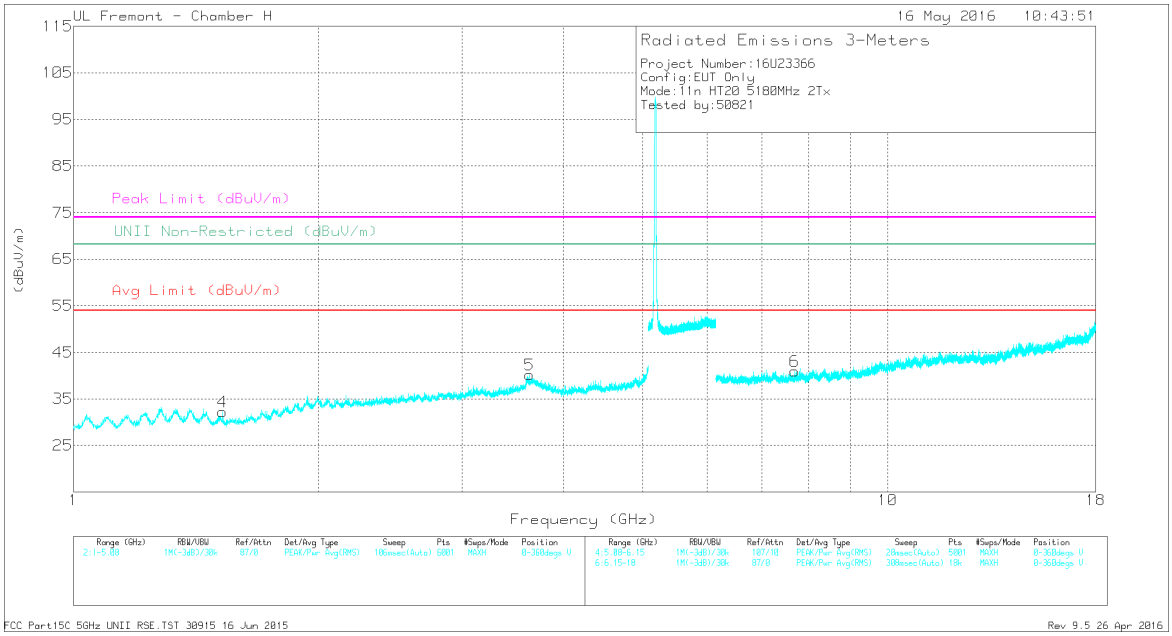

This report shall not be reproduced except in full, without the written approval of UL Verification Services Inc.

DATA

Marker	Frequency (GHz)	Meter Reading (dBuV)	Det	AF T120 (dB/m)	Amp/Cbl/Fltr/Pad (dB)	Corrected Reading (dBuV/m)	Avg Limit (dBuV/m)	Margin (dB)	Peak Limit (dBuV/m)	PK Margin (dB)	UNII Non-Restricted (dBuV/m)	PK Margin (dB)	Azimuth (Degs)	Height (cm)	Polarity
1	* 2.759	41.06	PK-U	32.6	-30.9	42.76	-	-	74	-31.24	-	-	169	390	H
	* 2.761	29.26	ADR	32.6	-30.9	30.96	54	-23.04	-	-	-	-	169	390	H
2	* 4.888	38.31	PK-U	34	-27	45.31	-	-	74	-28.69	-	-	286	128	H
	* 4.889	27.78	ADR	34	-27	34.78	54	-19.22	-	-	-	-	286	128	H
4	* 1.525	42.83	PK-U	28	-32.5	38.33	-	-	74	-35.67	-	-	306	329	V
	* 1.525	30.97	ADR	28	-32.5	26.47	54	-27.53	-	-	-	-	306	329	V
5	* 3.632	38.56	PK-U	34.9	-28.5	44.96	-	-	74	-29.04	-	-	95	368	V
	* 3.633	27.92	ADR	34.9	-28.5	34.32	54	-19.68	-	-	-	-	95	368	V
3	* 7.688	35.7	PK-U	35.8	-24.8	46.7	-	-	74	-27.3	-	-	329	266	V
	* 7.688	25.48	ADR	35.8	-24.8	36.48	54	-17.52	-	-	-	-	329	266	V
6	10.359	36.33	PK-U	37.7	-21.9	52.13	-	-	-	-	68.2	-16.07	267	101	H

* - indicates frequency in CFR47 Pt 15 / IC RSS-Restricted Band

PK-U - U-NII: Maximum Peak

ADR - U-NII AD primary method, RMS average

This report shall not be reproduced except in full, without the written approval of UL Verification Services Inc.

MID CHANNEL HARMONICS AND SPURIOUS EMISSIONS

MID CHANNEL HORIZONTAL PLOT

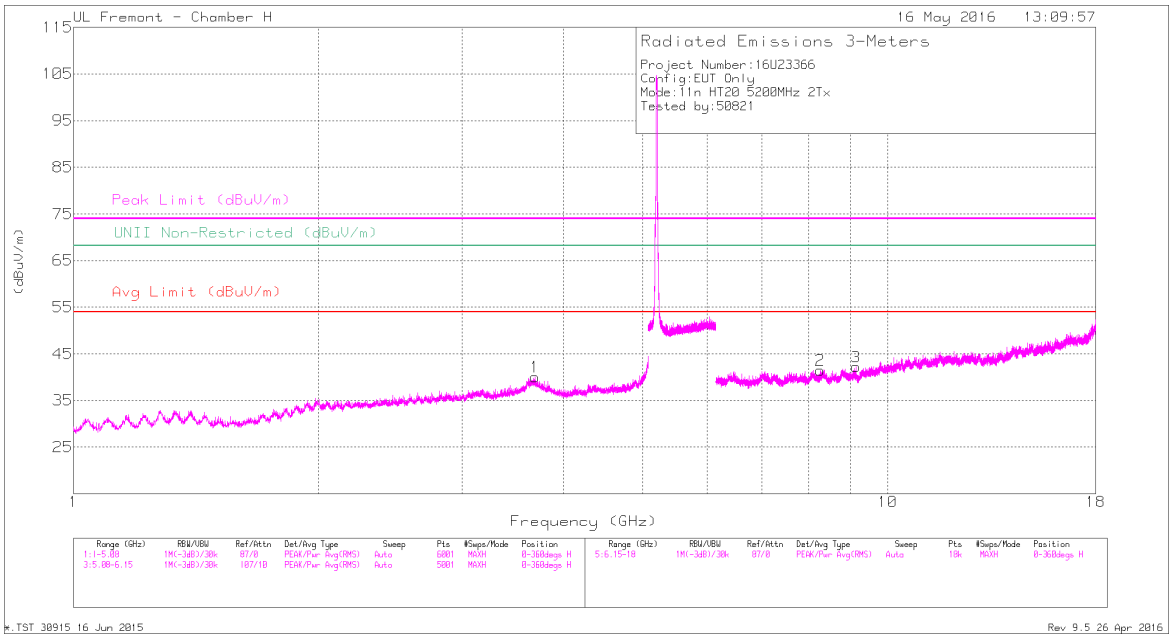

MID CHANNEL VERTICAL PLOT

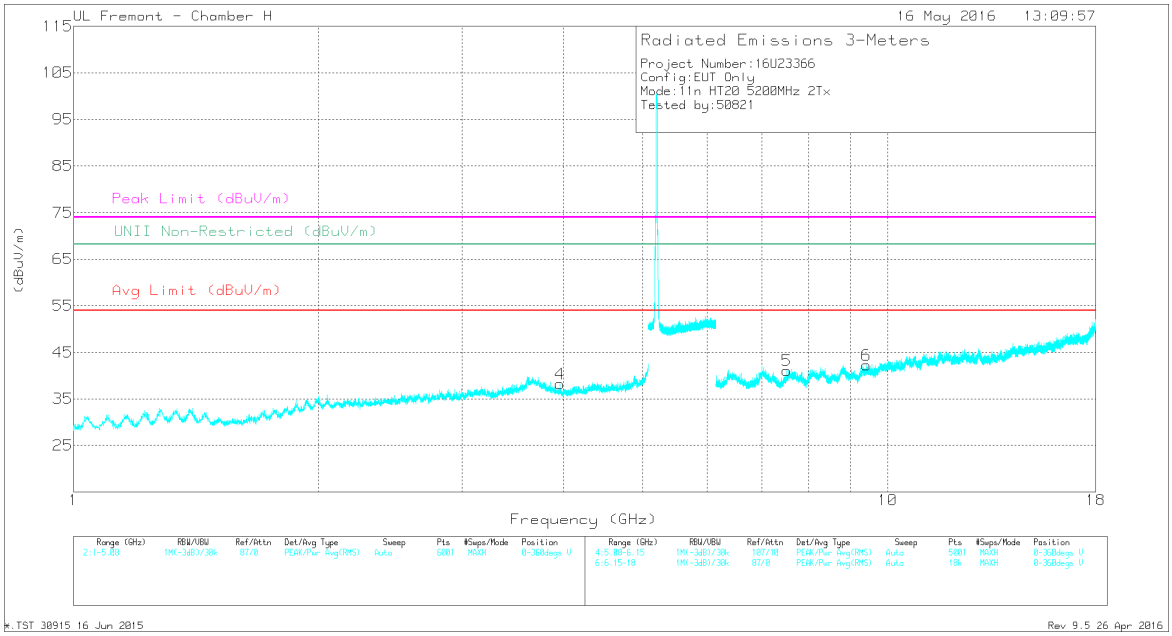

This report shall not be reproduced except in full, without the written approval of UL Verification Services Inc.

DATA

Marker	Frequency (GHz)	Meter Reading (dBuV)	Det	AF T120 (dB/m)	Amp/Cbl/Fltr/Pad (dB)	Corrected Reading (dBuV/m)	Avg Limit (dBuV/m)	Margin (dB)	Peak Limit (dBuV/m)	PK Margin (dB)	UNII Non-Restricted (dBuV/m)	PK Margin (dB)	Azimuth (Degs)	Height (cm)	Polarity
1	* 3.686	38.68	PK-U	34.9	-28.1	45.48	-	-	74	-28.52	-	-	203	357	H
	* 3.687	27.57	ADR	34.9	-28.1	34.37	54	-19.63	-	-	-	-	203	357	H
4	* 3.96	38.88	PK-U	33.5	-28.4	43.98	-	-	74	-30.02	-	-	200	271	V
	* 3.959	28.2	ADR	33.5	-28.4	33.3	54	-20.7	-	-	-	-	200	271	V
2	* 8.255	35.87	PK-U	35.8	-24.5	47.17	-	-	74	-26.83	-	-	360	201	H
	* 8.255	25.38	ADR	35.8	-24.5	36.68	54	-17.32	-	-	-	-	360	201	H
3	* 9.143	35.19	PK-U	36.3	-23.6	47.89	-	-	74	-26.11	-	-	4	223	H
	* 9.142	24.49	ADR	36.3	-23.6	37.19	54	-16.81	-	-	-	-	4	223	H
5	* 7.519	35.49	PK-U	35.8	-24.8	46.49	-	-	74	-27.51	-	-	356	219	V
	* 7.518	24.73	ADR	35.8	-24.8	35.73	54	-18.27	-	-	-	-	356	219	V
6	* 9.408	34.54	PK-U	36.8	-23.9	47.44	-	-	74	-26.56	-	-	3	100	V
	* 9.406	24.2	ADR	36.8	-23.9	37.1	54	-16.9	-	-	-	-	3	100	V

* - indicates frequency in CFR47 Pt 15 / IC RSS-Restricted Band
PK-U - U-NII: Maximum Peak
ADR - U-NII AD primary method, RMS average

This report shall not be reproduced except in full, without the written approval of UL Verification Services Inc.

HIGH CHANNEL HARMONICS AND SPURIOUS EMISSIONS

HIGH CHANNEL HORIZONTAL PLOT

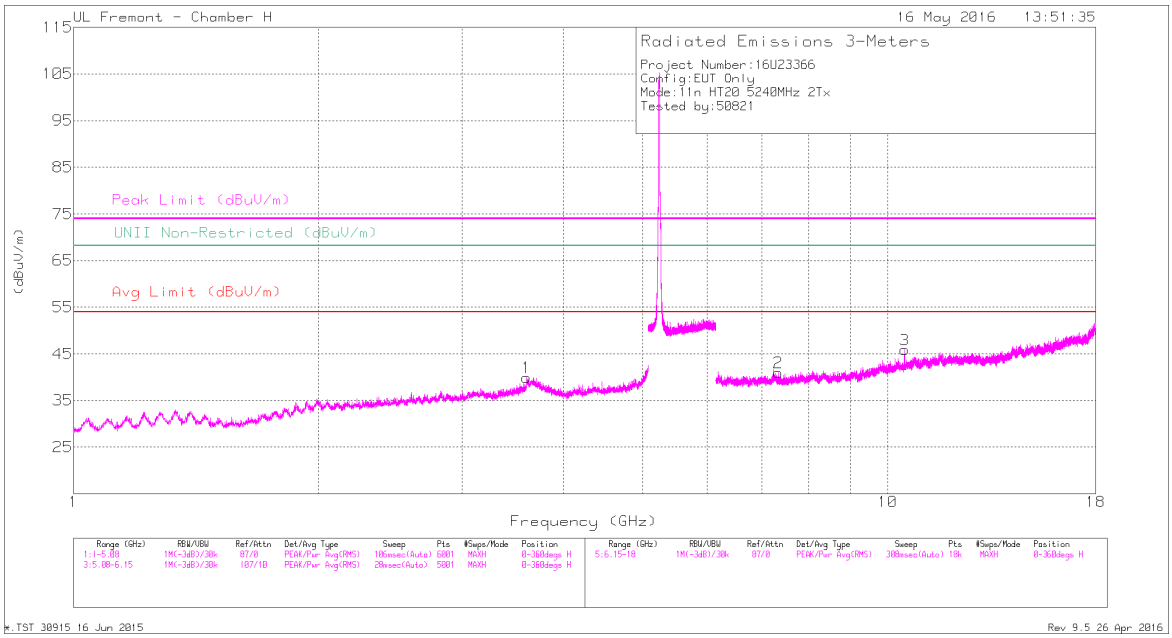

HIGH CHANNEL VERTICAL PLOT

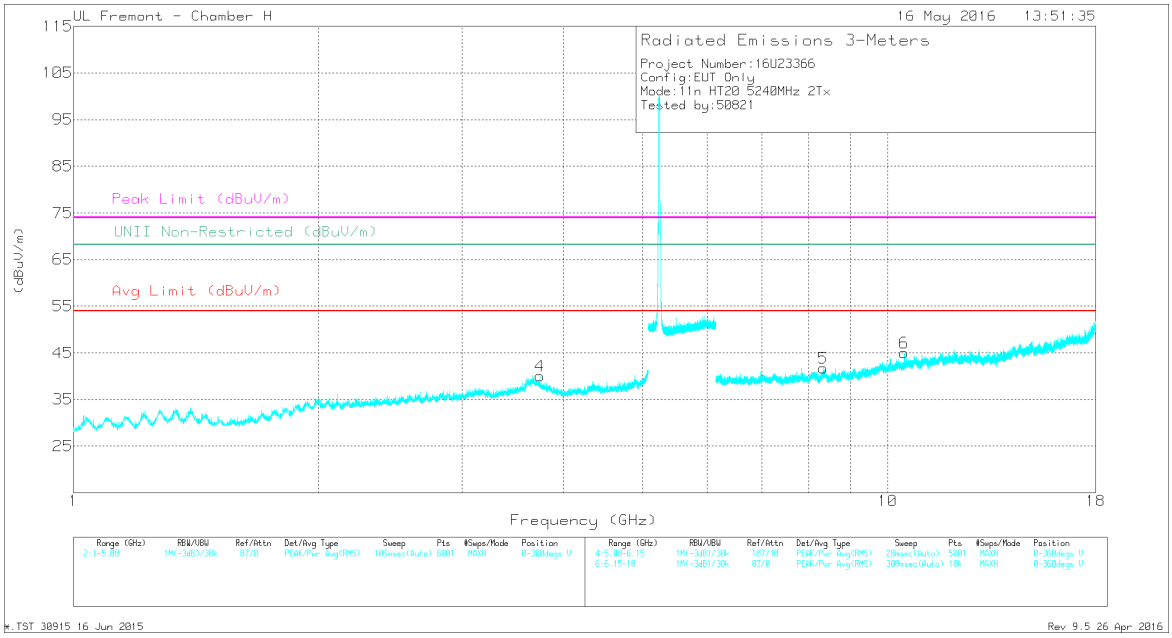

This report shall not be reproduced except in full, without the written approval of UL Verification Services Inc.

DATA

Marker	Frequency (GHz)	Meter Reading (dBuV)	Det	AF T120 (dB/m)	Amp/Cbl/Fltr/Pad (dB)	Corrected Reading (dBuV/m)	Avg Limit (dBuV/m)	Margin (dB)	Peak Limit (dBuV/m)	PK Margin (dB)	UNII Non-Restricted (dBuV/m)	PK Margin (dB)	Azimuth (Degs)	Height (cm)	Polarity
1	* 3.604	39.68	PK-U	34.9	-28.8	45.78	-	-	74	-28.22	-	-	4	104	H
	* 3.604	28.15	ADR	34.9	-28.8	34.25	54	-19.75	-	-	-	-	4	104	H
4	* 3.74	38.83	PK-U	34.6	-28.8	44.63	-	-	74	-29.37	-	-	0	354	V
	* 3.739	27.6	ADR	34.6	-28.8	33.4	54	-20.6	-	-	-	-	0	354	V
2	* 7.344	35.83	PK-U	35.7	-25.1	46.43	-	-	74	-27.57	-	-	191	211	H
	* 7.344	25.23	ADR	35.7	-25.1	35.83	54	-18.17	-	-	-	-	191	211	H
5	* 8.336	34.65	PK-U	35.8	-23	47.45	-	-	74	-26.55	-	-	242	247	V
	* 8.336	24.29	ADR	35.8	-23	37.09	54	-16.91	-	-	-	-	242	247	V
6	10.479	25.12	ADR	37.7	-22.3	40.52	-	-	-	-	-	-	226	194	V
3	10.481	36.57	PK-U	37.7	-22.3	51.97	-	-	-	-	68.2	-16.23	242	101	V

* - indicates frequency in CFR47 Pt 15 / IC RSS-Restricted Band

PK-U - U-NII: Maximum Peak

ADR - U-NII AD primary method, RMS average

This report shall not be reproduced except in full, without the written approval of UL Verification Services Inc.

9.4. 802.11n HT40 1Tx MODE IN THE 5.2 GHz BAND

RESTRICTED BANDEDGE, CHAIN 0 (LOW CHANNEL)

LOW CHANNEL HORIZONTAL PLOT

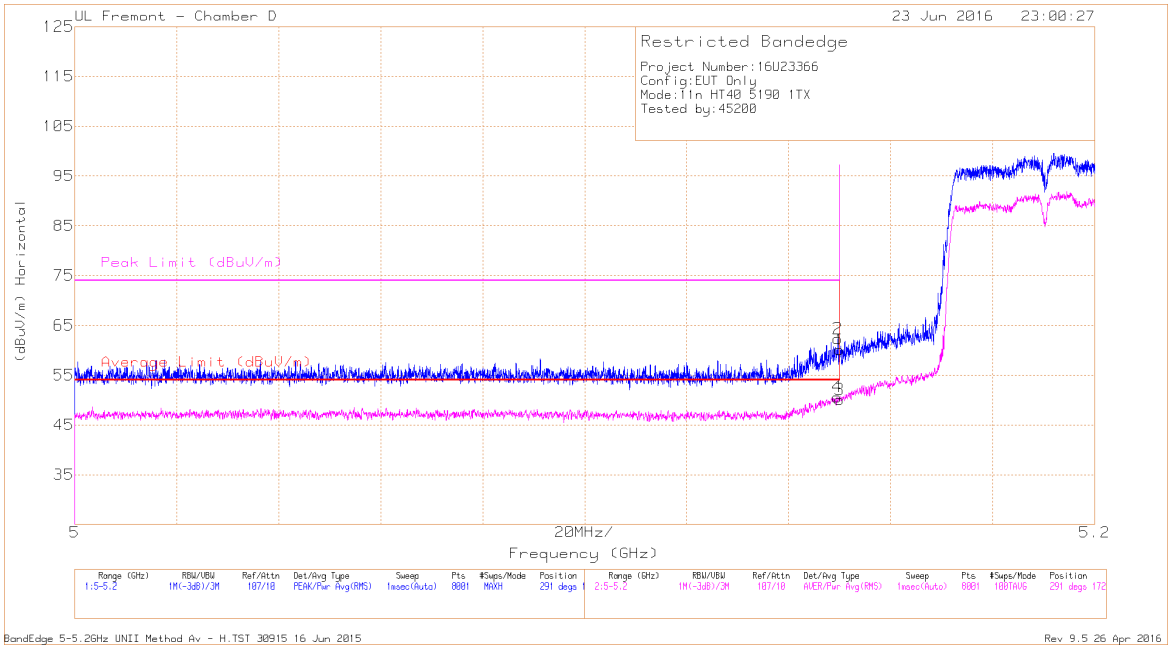

DATA

Marker	Frequency (GHz)	Meter Reading (dBuV)	Det	AF T712 (dB/m)	Amp/Cbl/Fltr/Pad (dB)	Corrected Reading (dBuV/m)	Average Limit (dBuV/m)	Margin (dB)	Peak Limit (dBuV/m)	PK Margin (dB)	Azimuth (Degs)	Height (cm)	Polarity
2	* 5.15	46.43	Pk	34.1	-18.2	62.33	-	-	74	-11.67	291	172	H
4	* 5.149	34.73	RMS	34.1	-18.2	50.63	54	-3.37	-	-	291	172	H
1	5.15	44.17	Pk	34.1	-18.2	60.07	-	-	74	-13.93	291	172	H
3	5.15	34.2	RMS	34.1	-18.2	50.1	54	-3.9	-	-	291	172	H

* - indicates frequency in CFR47 Pt 15 / IC RSS-Restricted Band
Pk - Peak detector
RMS - RMS detection

This report shall not be reproduced except in full, without the written approval of UL Verification Services Inc.

LOW CHANNEL VERTICAL PLOT

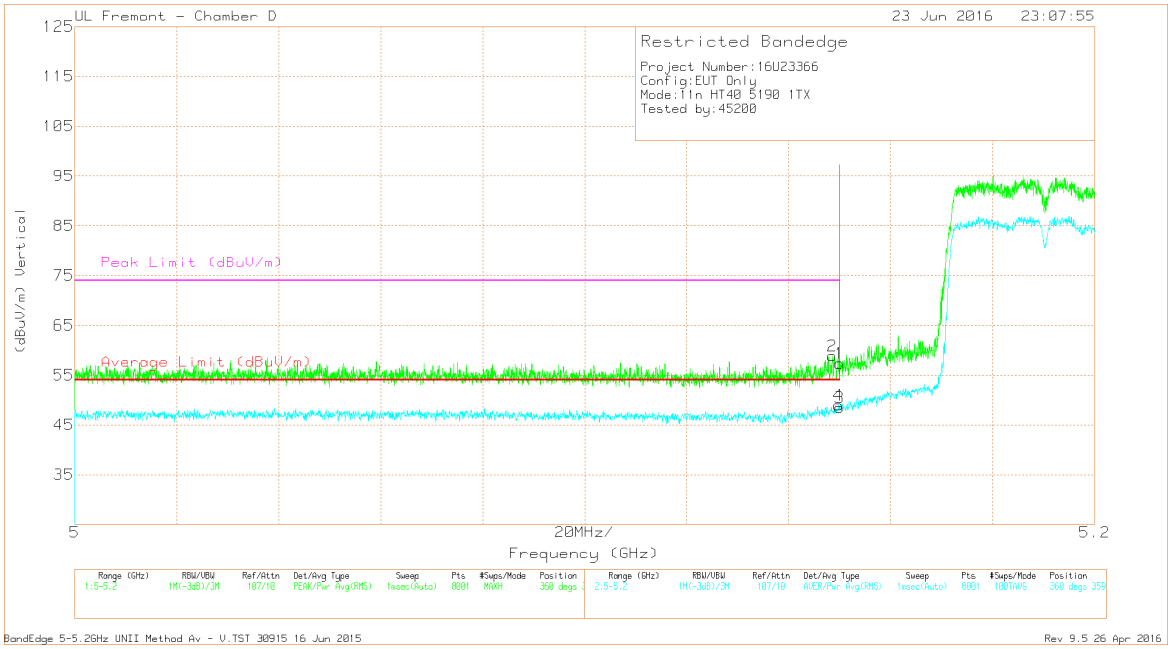

DATA

Marker	Frequency (GHz)	Meter Reading (dBuV)	Det	AF T712 (dB/m)	Amp/Cbl/Fltr/Pad (dB)	Corrected Reading (dBuV/m)	Average Limit (dBuV/m)	Margin (dB)	Peak Limit (dBuV/m)	PK Margin (dB)	Azimuth (Degs)	Height (cm)	Polarity
2	* 5.149	42.96	Pk	34.1	-18.2	58.86	-	-	74	-15.14	360	359	V
4	* 5.15	33.05	RMS	34.1	-18.2	48.95	54	-5.05	-	-	360	359	V
1	5.15	41.46	Pk	34.1	-18.2	57.36	-	-	74	-16.64	360	359	V
3	5.15	32.57	RMS	34.1	-18.2	48.47	54	-5.53	-	-	360	359	V

* - indicates frequency in CFR47 Pt 15 / IC RSS-Restricted Band
Pk - Peak detector
RMS - RMS detection

This report shall not be reproduced except in full, without the written approval of UL Verification Services Inc.

LOW CHANNEL HARMONICS AND SPURIOUS EMISSIONS

LOW CHANNEL HORIZONTAL PLOT

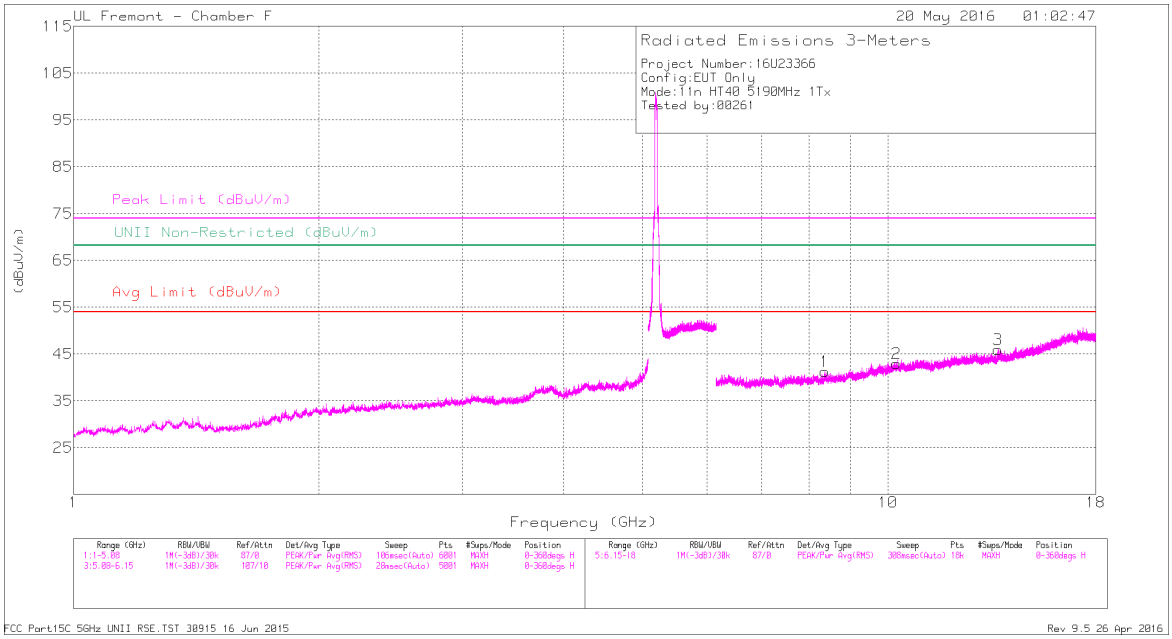

LOW CHANNEL VERTICAL PLOT

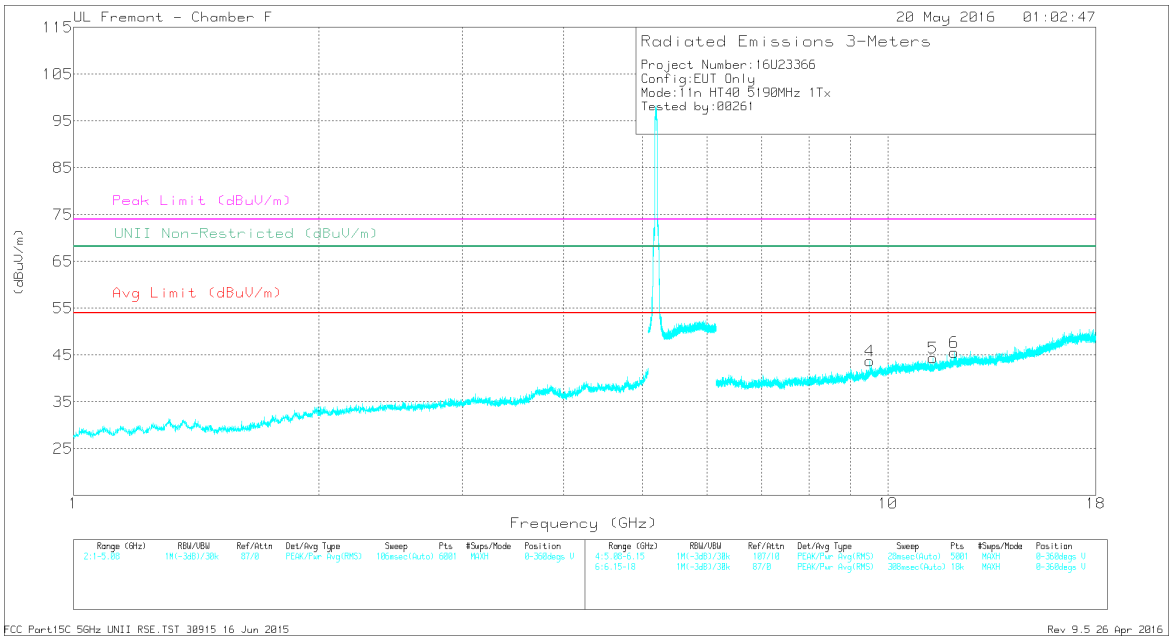

This report shall not be reproduced except in full, without the written approval of UL Verification Services Inc.

DATA

Marker	Frequency (GHz)	Meter Reading (dBuV)	Det	AF T344 (dB/m)	Amp/Cbl/Fltr/Pad (dB)	Corrected Reading (dBuV/m)	Avg Limit (dBuV/m)	Margin (dB)	Peak Limit (dBuV/m)	PK Margin (dB)	UNII Non-Restricted (dBuV/m)	PK Margin (dB)	Azimuth (Degs)	Height (cm)	Polarity
1	* 8.368	35.16	PK-U	35.7	-24.2	46.66	-	-	74	-27.34	-	-	172	146	H
	* 8.368	25.38	ADR	35.7	-24.2	36.88	54	-17.12	-	-	-	-	172	146	H
2	10.25	33.94	PK-U	37.2	-21.9	49.24	-	-	-	-	68.2	-18.96	146	225	H
3	13.661	35.5	PK-U	38.8	-23.1	51.2	-	-	-	-	68.2	-17	76	400	H
4	9.504	33.9	PK-U	36.5	-21.6	48.8	-	-	-	-	68.2	-19.4	134	129	V
5	* 11.356	33.98	PK-U	38	-22.5	49.48	-	-	74	-24.52	-	-	174	242	V
	* 11.356	23.87	ADR	38	-22.5	39.37	54	-14.63	-	-	-	-	174	242	V
6	* 12.067	34.76	PK-U	38.8	-22.3	51.26	-	-	74	-22.74	-	-	280	141	V
	* 12.068	24.37	ADR	38.8	-22.3	40.87	54	-13.13	-	-	-	-	280	141	V

* - indicates frequency in CFR47 Pt 15 / IC RSS-Restricted Band

PK-U - U-NII: Maximum Peak

ADR - U-NII AD primary method, RMS average

This report shall not be reproduced except in full, without the written approval of UL Verification Services Inc.

HIGH CHANNEL HARMONICS AND SPURIOUS EMISSIONS

HIGH CHANNEL HORIZONTAL PLOT

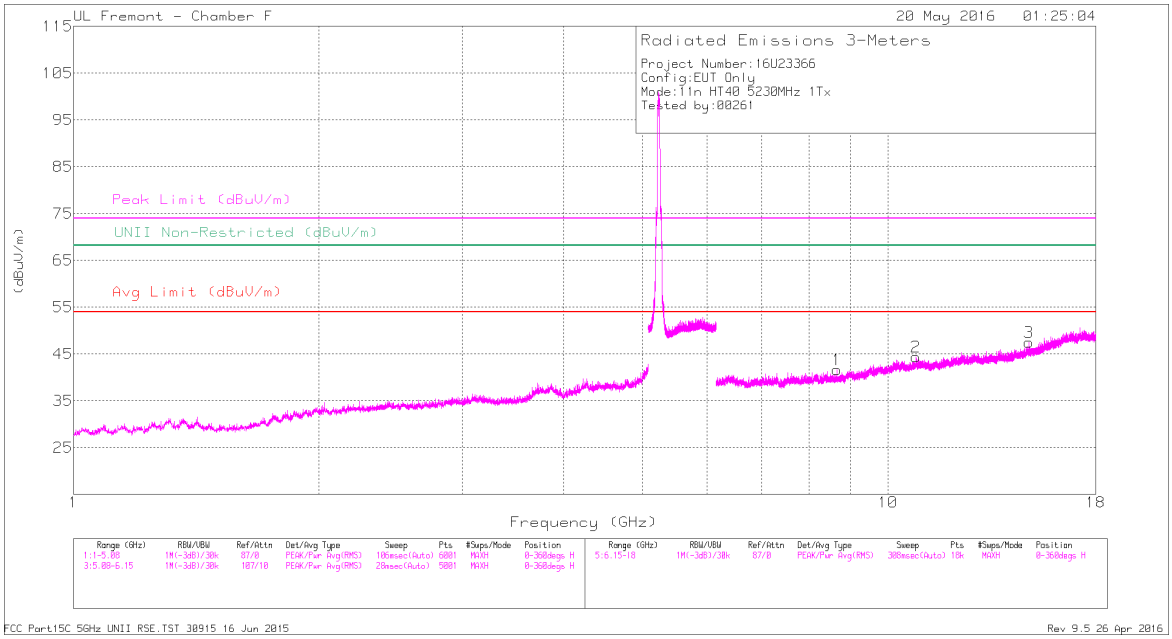

HIGH CHANNEL VERTICAL PLOT

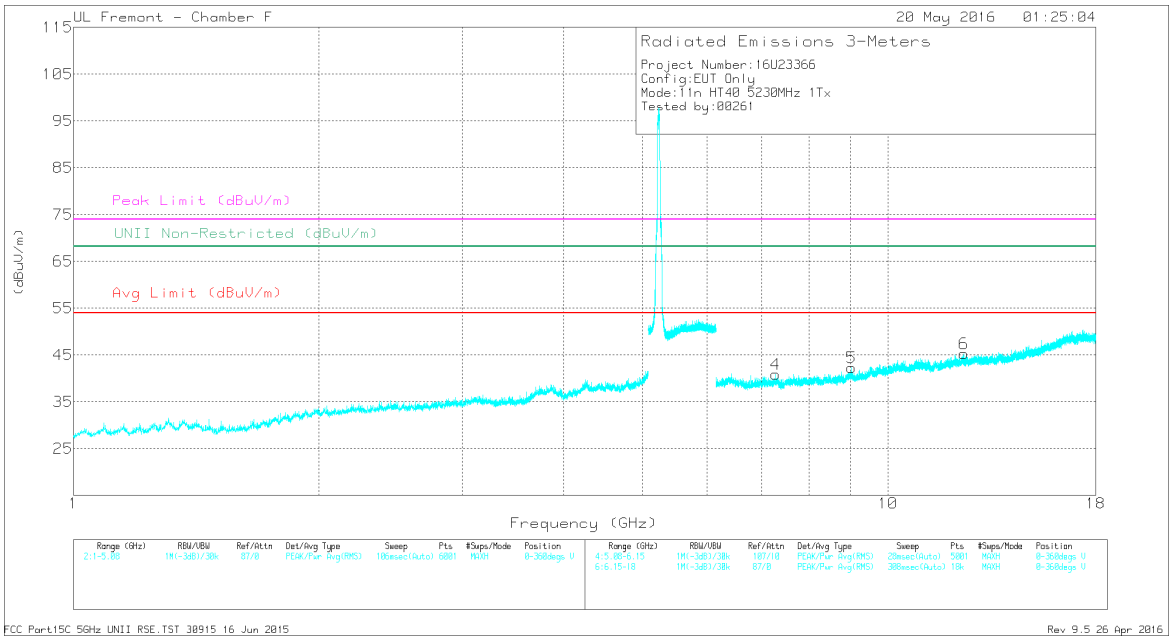

This report shall not be reproduced except in full, without the written approval of UL Verification Services Inc.

DATA

Marker	Frequency (GHz)	Meter Reading (dBuV)	Det	AF T344 (dB/m)	Amp/Cbl/Fltr/Pad (dB)	Corrected Reading (dBuV/m)	Avg Limit (dBuV/m)	Margin (dB)	Peak Limit (dBuV/m)	PK Margin (dB)	UNII Non-Restricted (dBuV/m)	PK Margin (dB)	Azimuth (Degs)	Height (cm)	Polarity
1	8.661	34.51	PK-U	35.8	-23.5	46.81	-	-	-	-	68.2	-21.39	203	230	H
2	* 10.831	33.48	PK-U	37.8	-21.7	49.58	-	-	74	-24.42	-	-	238	183	H
	* 10.832	23.54	ADR	37.8	-21.7	39.64	54	-14.36	-	-	-	-	238	183	H
3	14.906	35.52	PK-U	39.9	-23.1	52.32	-	-	-	-	68.2	-15.88	196	163	H
4	* 7.273	36.25	PK-U	35.5	-25.2	46.55	-	-	74	-27.45	-	-	283	186	V
	* 7.277	25.95	ADR	35.5	-25.2	36.25	54	-17.75	-	-	-	-	283	186	V
5	* 9.022	34.11	PK-U	36	-22.8	47.31	-	-	74	-26.69	-	-	203	117	V
	* 9.024	24.46	ADR	36	-22.7	37.76	54	-16.24	-	-	-	-	203	117	V
6	* 12.39	34.13	PK-U	38.9	-22.4	50.63	-	-	74	-23.37	-	-	178	235	V
	* 12.392	24.32	ADR	38.9	-22.5	40.72	54	-13.28	-	-	-	-	178	235	V

* - indicates frequency in CFR47 Pt 15 / IC RSS-Restricted Band
PK-U - U-NII: Maximum Peak
ADR - U-NII AD primary method, RMS average

UL VERIFICATION SERVICES INC. FORM NO: CCSUP4701J
47173 BENICIA STREET, FREMONT, CA 94538, USA TEL: (510) 771-1000 FAX: (510) 661-0888
This report shall not be reproduced except in full, without the written approval of UL Verification Services Inc.

RESTRICTED BANDEDGE, CHAIN 1 (LOW CHANNEL)

LOW CHANNEL HORIZONTAL PLOT

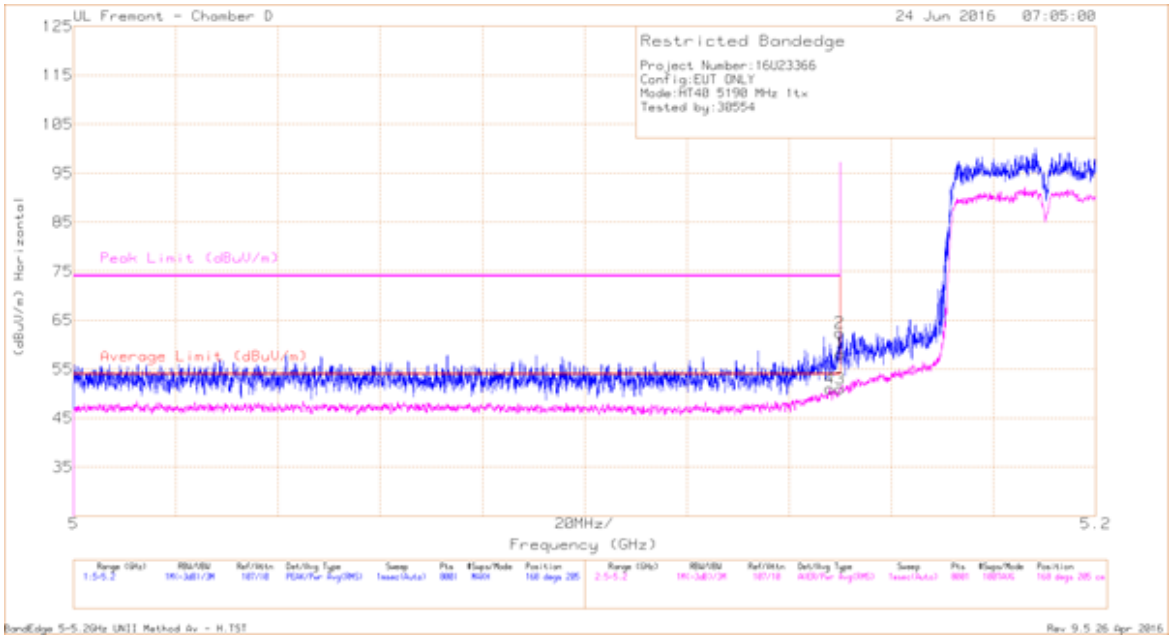

DATA

Marker	Frequency (GHz)	Meter Reading (dBuV)	Det	AF T712 (dB/m)	Amp/Cbl/Fltr/Pad (dB)	Corrected Reading (dBuV/m)	Average Limit (dBuV/m)	Margin (dB)	Peak Limit (dBuV/m)	PK Margin (dB)	Azimuth (Degs)	Height (cm)	Polarity
2	* 5.15	46.53	Pk	34.1	-18.2	62.43	-	-	74	-11.57	168	205	H
4	* 5.148	35.12	RMS	34.1	-18.2	51.02	54	-2.98	-	-	168	205	H
1	5.15	42.18	Pk	34.1	-18.2	58.08	-	-	74	-15.92	168	205	H
3	5.15	35.14	RMS	34.1	-18.2	51.04	54	-2.96	-	-	168	205	H

* - indicates frequency in CFR47 Pt 15 / IC RSS-Restricted Band
Pk - Peak detector
RMS - RMS detection

This report shall not be reproduced except in full, without the written approval of UL Verification Services Inc.

LOW CHANNEL VERTICAL PLOT

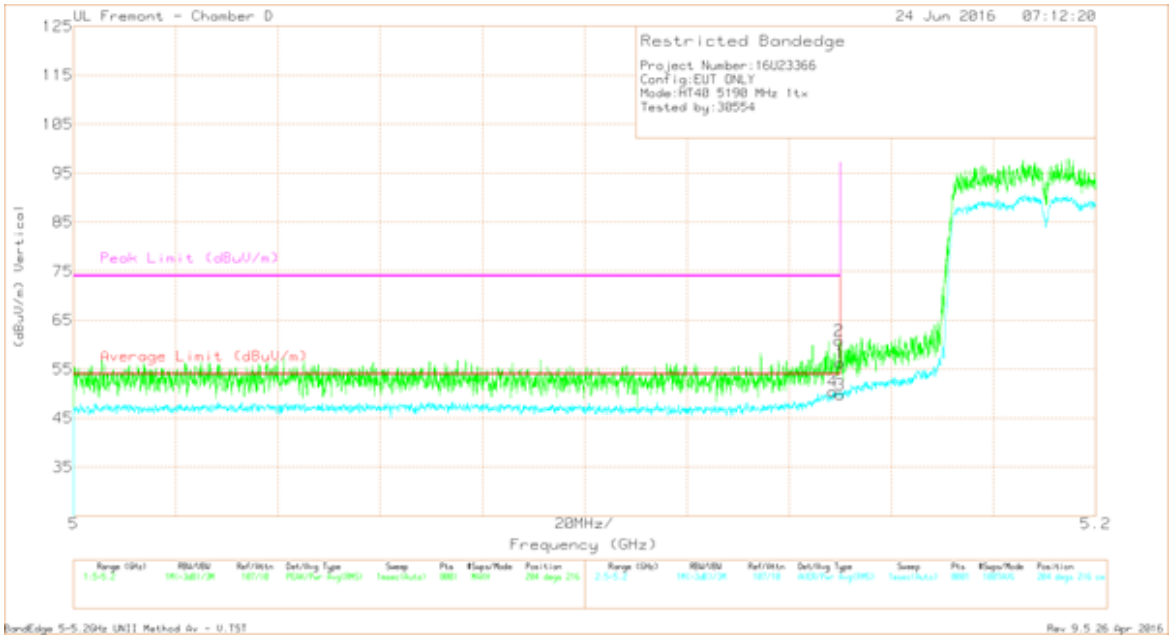

DATA

Marker	Frequency (GHz)	Meter Reading (dBuV)	Det	AF T712 (dB/m)	Amp/Cbl/Fltr/Pad (dB)	Corrected Reading (dBuV/m)	Average Limit (dBuV/m)	Margin (dB)	Peak Limit (dBuV/m)	PK Margin (dB)	Azimuth (Degs)	Height (cm)	Polarity
2	* 5.15	44.95	Pk	34.1	-18.2	60.85	-	-	74	-13.15	204	216	V
4	* 5.149	34.57	RMS	34.1	-18.2	50.47	54	-3.53	-	-	204	216	V
1	5.15	40.34	Pk	34.1	-18.2	56.24	-	-	74	-17.76	204	216	V
3	5.15	33.89	RMS	34.1	-18.2	49.79	54	-4.21	-	-	204	216	V

* - indicates frequency in CFR47 Pt 15 / IC RSS-Restricted Band
Pk - Peak detector
RMS - RMS detection

This report shall not be reproduced except in full, without the written approval of UL Verification Services Inc.

LOW CHANNEL HARMONICS AND SPURIOUS EMISSIONS

LOW CHANNEL HORIZONTAL PLOT

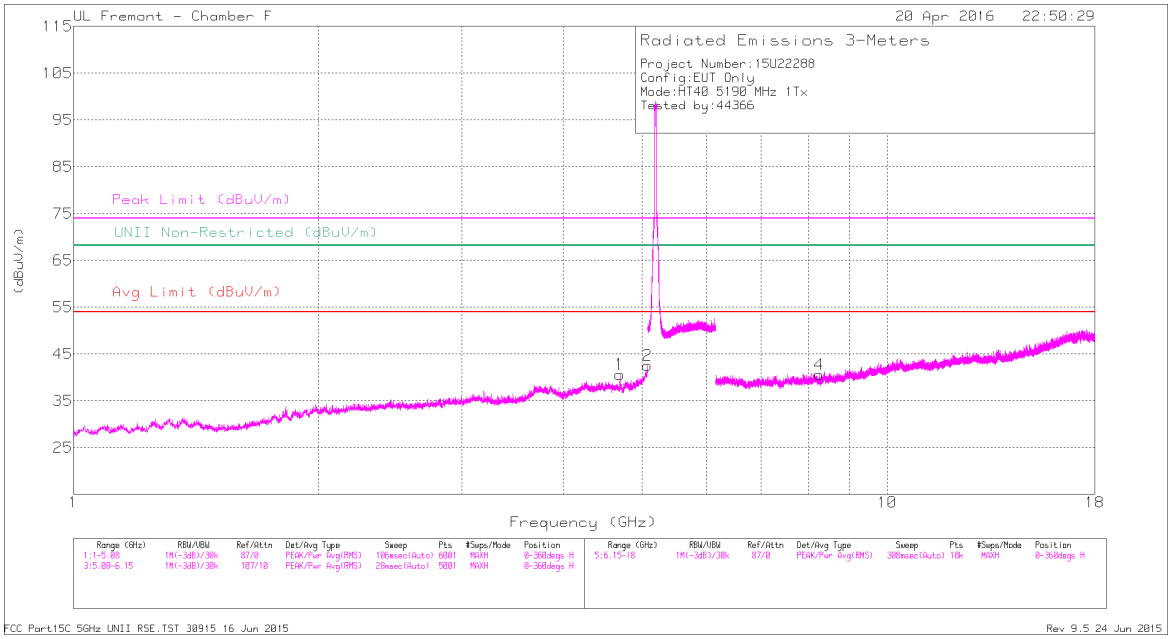

LOW CHANNEL VERTICAL PLOT

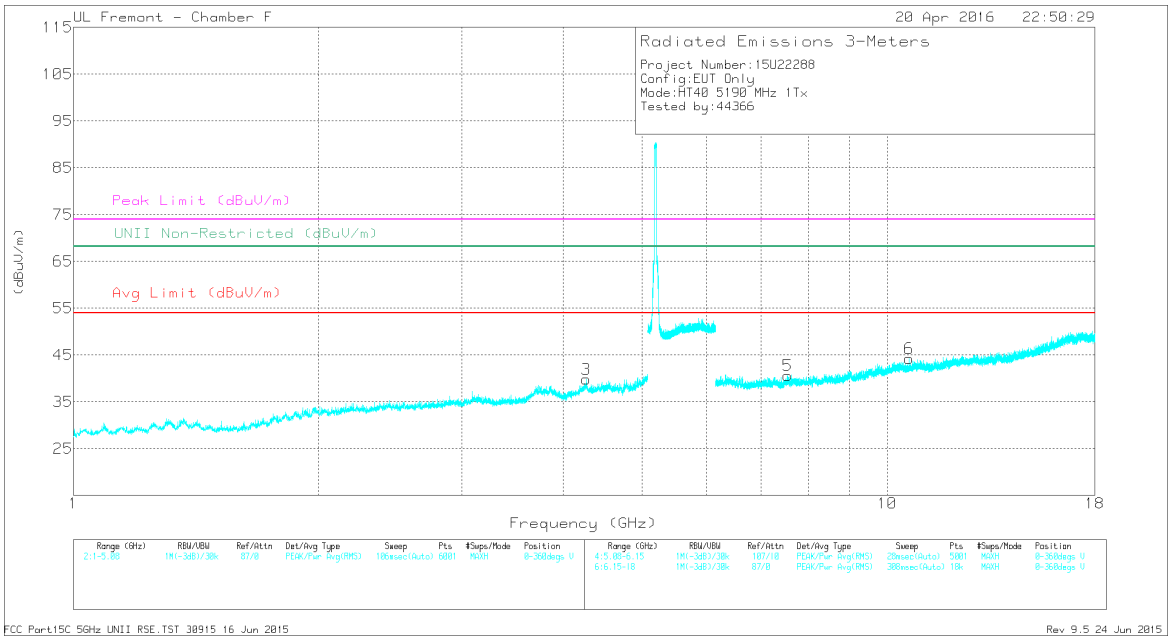

This report shall not be reproduced except in full, without the written approval of UL Verification Services Inc.

DATA

Marker	Frequency (GHz)	Meter Reading (dBuV)	Det	AF T344 (dB/m)	Amp/Cbl/Fltr/Pad (dB)	Corrected Reading (dBuV/m)	Avg Limit (dBuV/m)	Margin (dB)	Peak Limit (dBuV/m)	PK Margin (dB)	UNII Non-Restricted (dBuV/m)	PK Margin (dB)	Azimuth (Degs)	Height (cm)	Polarity
1	* 4.696	38.26	PK-U	34.2	-27.2	45.26	-	-	74	-28.74	-	-	343	195	H
	* 4.696	26.6	ADR	34.2	-27.2	33.6	54	-20.4	-	-	-	-	343	195	H
2	* 5.077	43.57	PK-U	34.1	-25.9	51.77	-	-	74	-22.23	-	-	319	217	H
	* 5.075	28.78	ADR	34.1	-26	36.88	54	-17.12	-	-	-	-	319	217	H
3	* 4.273	37.85	PK-U	33.7	-26.6	44.95	-	-	74	-29.05	-	-	273	142	V
	* 4.271	26.08	ADR	33.7	-26.5	33.28	54	-20.72	-	-	-	-	273	142	V
4	* 8.26	35.94	PK-U	35.7	-24.6	47.04	-	-	74	-26.96	-	-	290	371	H
	* 8.26	24.15	ADR	35.7	-24.6	35.25	54	-18.75	-	-	-	-	290	371	H
5	* 7.543	36.07	PK-U	35.6	-24.7	46.97	-	-	74	-27.03	-	-	288	232	V
	* 7.544	24.35	ADR	35.6	-24.6	35.35	54	-18.65	-	-	-	-	288	232	V
6	* 10.647	34.29	PK-U	37.6	-21.7	50.19	-	-	74	-23.81	-	-	174	171	V
	* 10.647	22.41	ADR	37.6	-21.7	38.31	54	-15.69	-	-	-	-	174	171	V

* - indicates frequency in CFR15.205/IC7.2.2 Restricted Band

PK-U - U-NII: Maximum Peak

ADR - U-NII AD primary method, RMS average

UL VERIFICATION SERVICES INC. FORM NO: CCSUP4701J
47173 BENICIA STREET, FREMONT, CA 94538, USA TEL: (510) 771-1000 FAX: (510) 661-0888
This report shall not be reproduced except in full, without the written approval of UL Verification Services Inc.

HIGH CHANNEL HARMONICS AND SPURIOUS EMISSIONS

HIGH CHANNEL HORIZONTAL PLOT

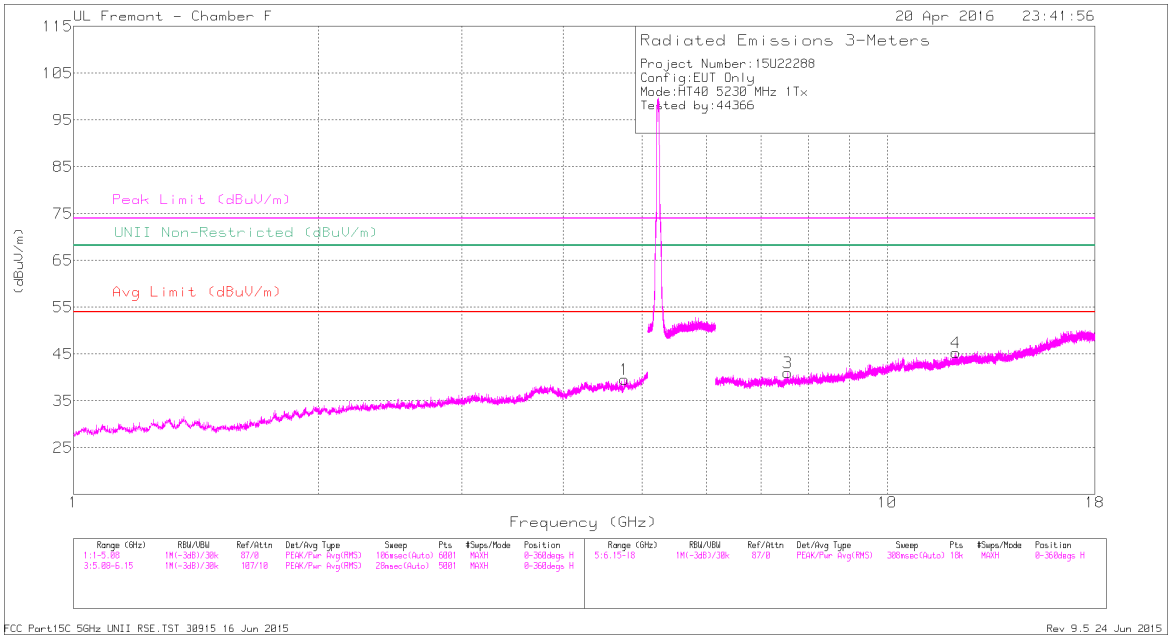

HIGH CHANNEL VERTICAL PLOT

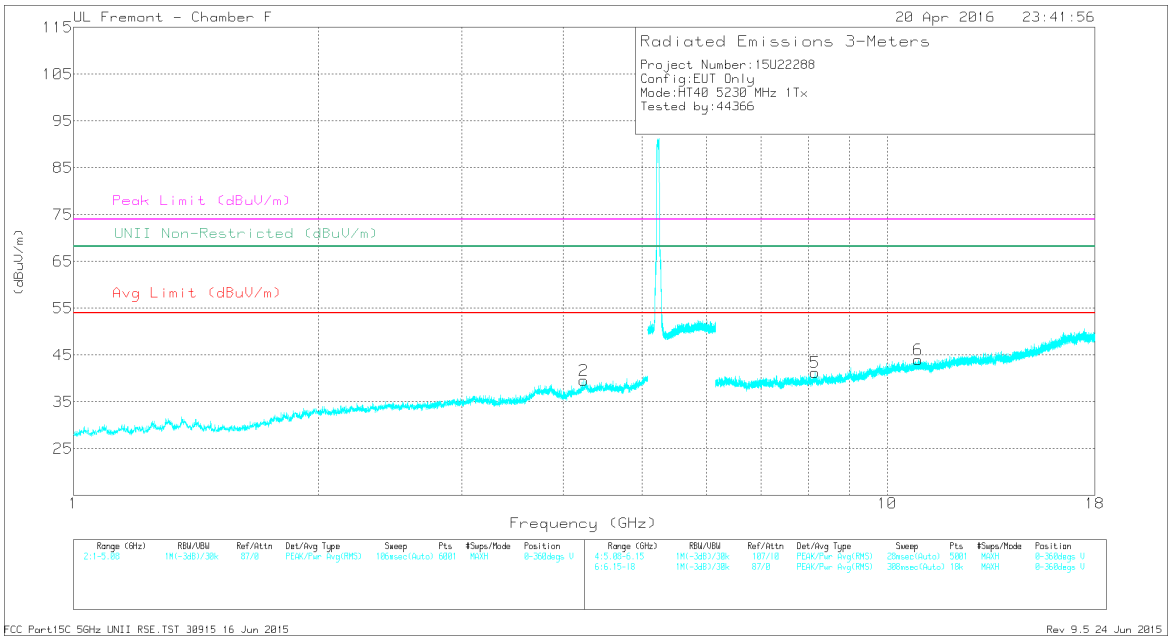

This report shall not be reproduced except in full, without the written approval of UL Verification Services Inc.

DATA

Marker	Frequency (GHz)	Meter Reading (dBuV)	Det	AF T344 (dB/m)	Amp/Cbl/Fltr/Pad (dB)	Corrected Reading (dBuV/m)	Avg Limit (dBuV/m)	Margin (dB)	Peak Limit (dBuV/m)	PK Margin (dB)	UNII Non-Restricted (dBuV/m)	PK Margin (dB)	Azimuth (Degs)	Height (cm)	Polarity
1	* 4.754	39.2	PK-U	34.1	-27.5	45.8	-	-	74	-28.2	-	-	171	195	H
	* 4.753	26.87	ADR	34.1	-27.6	33.37	54	-20.63	-	-	-	-	171	195	H
2	* 4.236	38.17	PK-U	33.7	-26.9	44.97	-	-	74	-29.03	-	-	305	103	V
	* 4.238	25.98	ADR	33.7	-26.8	32.88	54	-21.12	-	-	-	-	305	103	V
3	* 7.545	35.89	PK-U	35.6	-24.6	46.89	-	-	74	-27.11	-	-	120	205	H
	* 7.547	24.37	ADR	35.6	-24.6	35.37	54	-18.63	-	-	-	-	120	205	H
4	* 12.153	34.41	PK-U	38.9	-22.7	50.61	-	-	74	-23.39	-	-	235	251	H
	* 12.154	22.97	ADR	38.9	-22.6	39.27	54	-14.73	-	-	-	-	235	251	H
5	* 8.152	35.91	PK-U	35.7	-24.3	47.31	-	-	74	-26.69	-	-	239	139	V
	* 8.155	24.33	ADR	35.7	-24.4	35.63	54	-18.37	-	-	-	-	239	139	V
6	* 10.919	34.4	PK-U	37.9	-22.1	50.2	-	-	74	-23.8	-	-	289	155	V
	* 10.917	22.55	ADR	37.9	-22.1	38.35	54	-15.65	-	-	-	-	289	155	V

* - indicates frequency in CFR15.205/IC7.2.2 Restricted Band

PK-U - U-NII: Maximum Peak

ADR - U-NII AD primary method, RMS average

UL VERIFICATION SERVICES INC. FORM NO: CCSUP4701J
47173 BENICIA STREET, FREMONT, CA 94538, USA TEL: (510) 771-1000 FAX: (510) 661-0888
This report shall not be reproduced except in full, without the written approval of UL Verification Services Inc.

9.5. 802.11n HT40 2Tx CDD MODE IN THE 5.2 GHz BAND

RESTRICTED BANDEDGE (LOW CHANNEL)

LOW CHANNEL HORIZONTAL PLOT

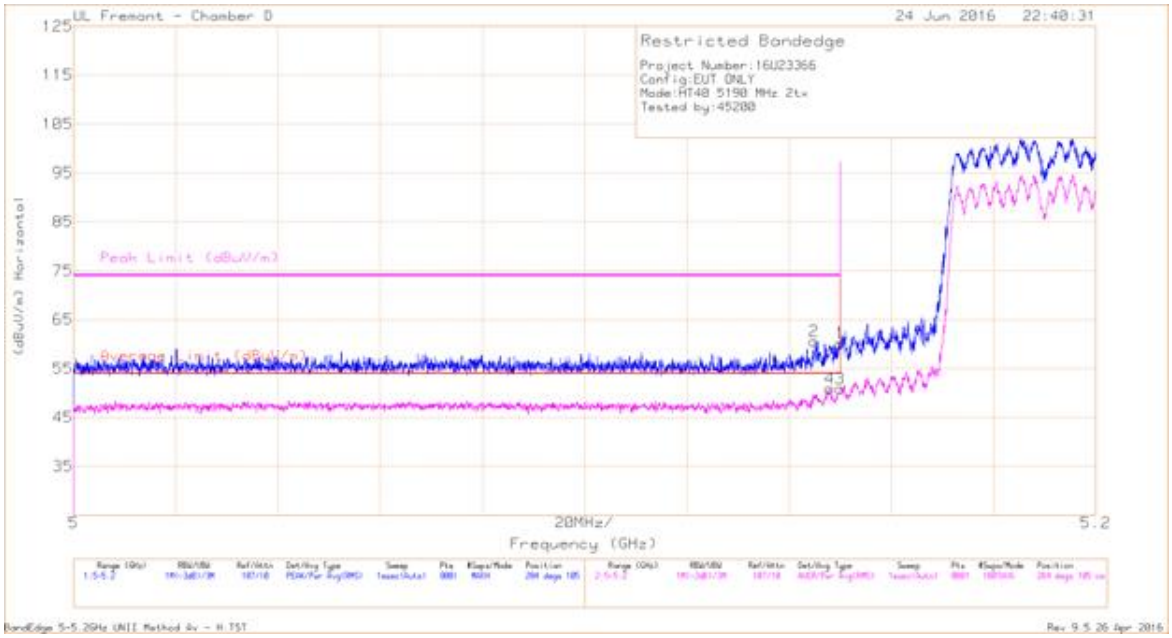

DATA

Marker	Frequency (GHz)	Meter Reading (dBuV)	Det	AF T712 (dB/m)	Amp/Cbl/Fltr/Pad (dB)	Corrected Reading (dBuV/m)	Average Limit (dBuV/m)	Margin (dB)	Peak Limit (dBuV/m)	PK Margin (dB)	Azimuth (Degs)	Height (cm)	Polarity
2	* 5.145	44.66	Pk	34.1	-18.2	60.56	-	-	74	-13.44	284	105	H
4	* 5.148	35.06	RMS	34.1	-18.2	50.96	54	-3.04	-	-	284	105	H
1	5.15	44.26	Pk	34.1	-18.2	60.16	-	-	74	-13.84	284	105	H
3	5.15	35.03	RMS	34.1	-18.2	50.93	54	-3.07	-	-	284	105	H

* - indicates frequency in CFR47 Pt 15 / IC RSS-Restricted Band
Pk - Peak detector
RMS - RMS detection

This report shall not be reproduced except in full, without the written approval of UL Verification Services Inc.

LOW CHANNEL VERTICAL PLOT

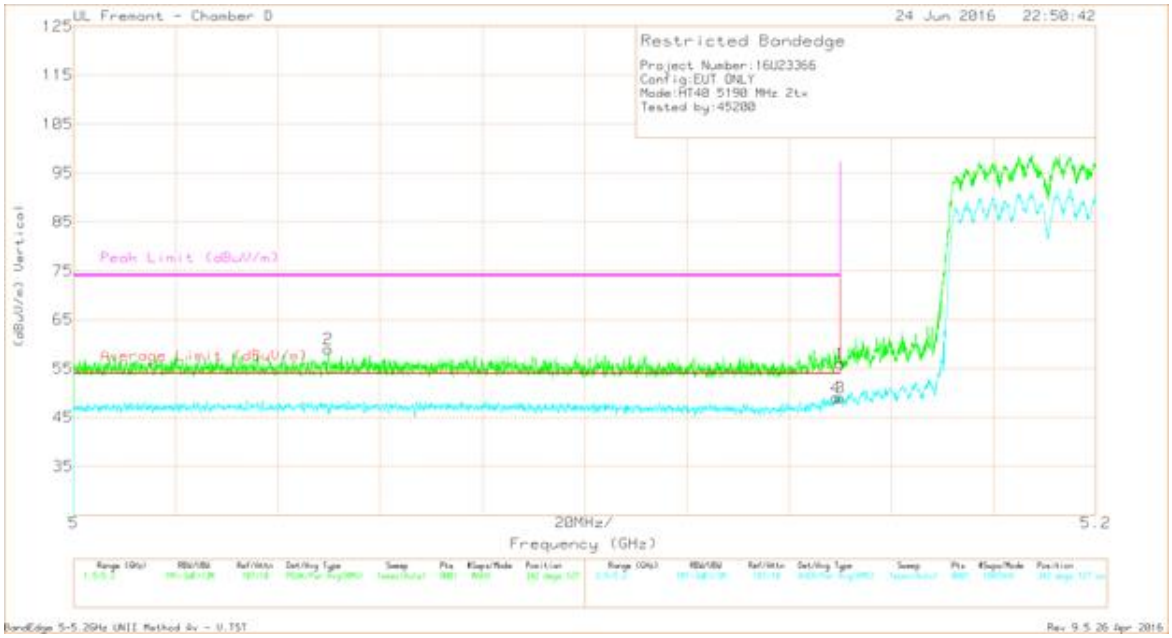

DATA

Marker	Frequency (GHz)	Meter Reading (dBuV)	Det	AF T712 (dB/m)	Amp/Cbl/Fltr/Pad (dB)	Corrected Reading (dBuV/m)	Average Limit (dBuV/m)	Margin (dB)	Peak Limit (dBuV/m)	PK Margin (dB)	Azimuth (Degs)	Height (cm)	Polarity
2	* 5.05	42.96	Pk	34	-18	58.96	-	-	74	-15.04	342	127	V
4	* 5.149	33.19	RMS	34.1	-18.2	49.09	54	-4.91	-	-	342	127	V
1	5.15	40.07	Pk	34.1	-18.2	55.97	-	-	74	-18.03	342	127	V
3	5.15	33.17	RMS	34.1	-18.2	49.07	54	-4.93	-	-	342	127	V

* - indicates frequency in CFR47 Pt 15 / IC RSS-Restricted Band
Pk - Peak detector
RMS - RMS detection

This report shall not be reproduced except in full, without the written approval of UL Verification Services Inc.

LOW CHANNEL HARMONICS AND SPURIOUS EMISSIONS

LOW CHANNEL HORIZONTAL PLOT

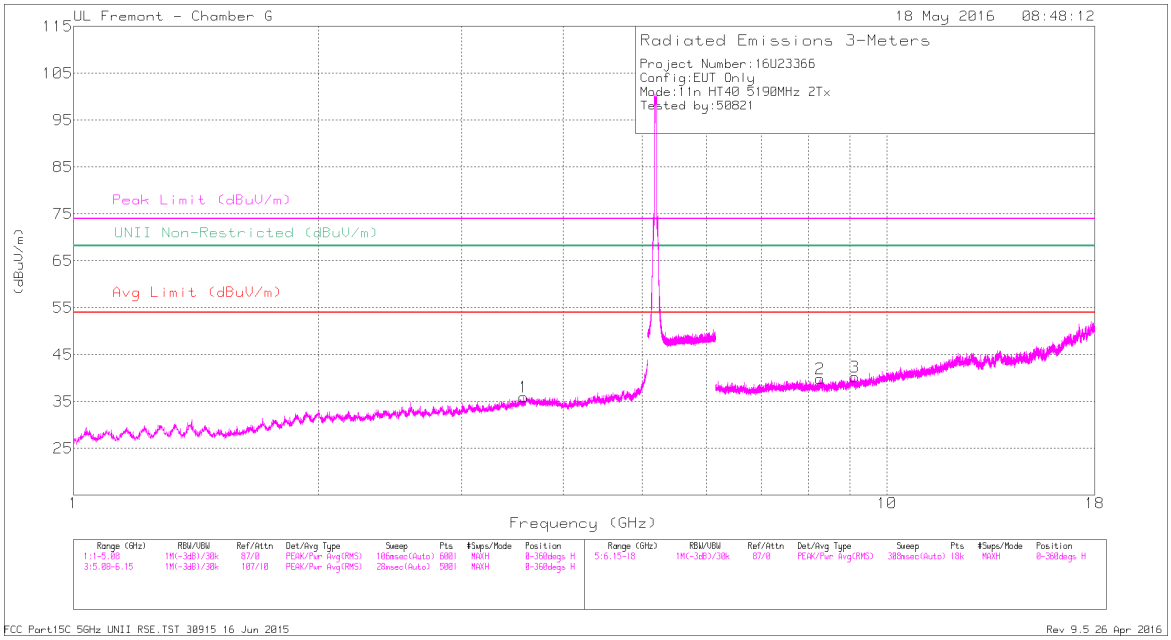

LOW CHANNEL VERTICAL PLOT

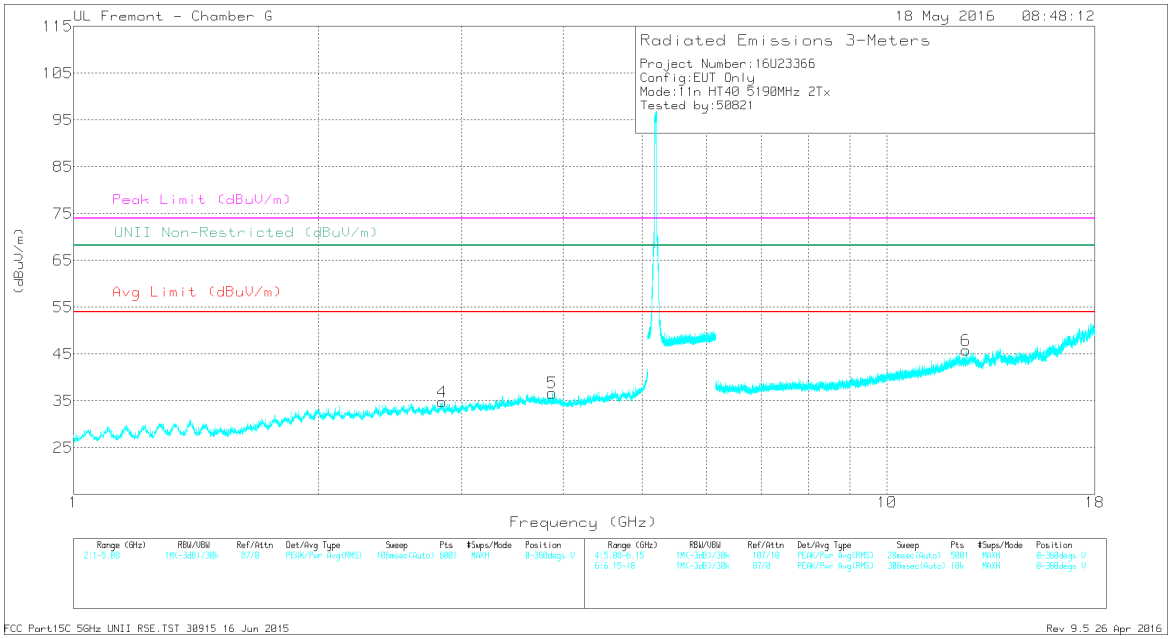

This report shall not be reproduced except in full, without the written approval of UL Verification Services Inc.

DATA

Marker	Frequency (GHz)	Meter Reading (dBuV)	Det	AF T136 (dB/m)	Amp/Cbl/Fltr/Pad (dB)	Corrected Reading (dBuV/m)	Avg Limit (dBuV/m)	Margin (dB)	Peak Limit (dBuV/m)	PK Margin (dB)	UNII Non-Restricted (dBuV/m)	PK Margin (dB)	Azimuth (Degs)	Height (cm)	Polarity
1	* 3.575	42	PK-U	34	-32.7	43.3	-	-	74	-30.7	-	-	181	256	H
	* 3.575	30.07	ADR	34	-32.7	31.37	54	-22.63	-	-	-	-	181	256	H
4	* 2.837	42.31	PK-U	32.7	-33.2	41.81	-	-	74	-32.19	-	-	253	399	V
	* 2.837	30.89	ADR	32.7	-33.2	30.39	54	-23.61	-	-	-	-	253	399	V
5	* 3.877	41.24	PK-U	33.9	-33	42.14	-	-	74	-31.86	-	-	234	129	V
	* 3.88	30.79	ADR	33.9	-33	31.69	54	-22.31	-	-	-	-	234	129	V
2	* 9.131	38.09	PK-U	36.2	-29	45.29	-	-	74	-28.71	-	-	33	293	H
	* 9.132	27.78	ADR	36.2	-29	34.98	54	-19.02	-	-	-	-	33	293	H
3	* 8.279	38.77	PK-U	35.8	-29	45.57	-	-	74	-28.43	-	-	24	309	H
	* 8.278	28.33	ADR	35.8	-29	35.13	54	-18.87	-	-	-	-	24	309	H
6	* 12.498	38.04	PK-U	39.2	-25.2	52.04	-	-	74	-21.96	-	-	171	399	V
	* 12.5	26.3	ADR	39.2	-25.2	40.3	54	-13.7	-	-	-	-	171	399	V

* - indicates frequency in CFR47 Pt 15 / IC RSS-Restricted Band
PK-U - U-NII: Maximum Peak
ADR - U-NII AD primary method, RMS average

UL VERIFICATION SERVICES INC. FORM NO: CCSUP4701J
47173 BENICIA STREET, FREMONT, CA 94538, USA TEL: (510) 771-1000 FAX: (510) 661-0888
This report shall not be reproduced except in full, without the written approval of UL Verification Services Inc.

HIGH CHANNEL HARMONICS AND SPURIOUS EMISSIONS

HIGH CHANNEL HORIZONTAL PLOT

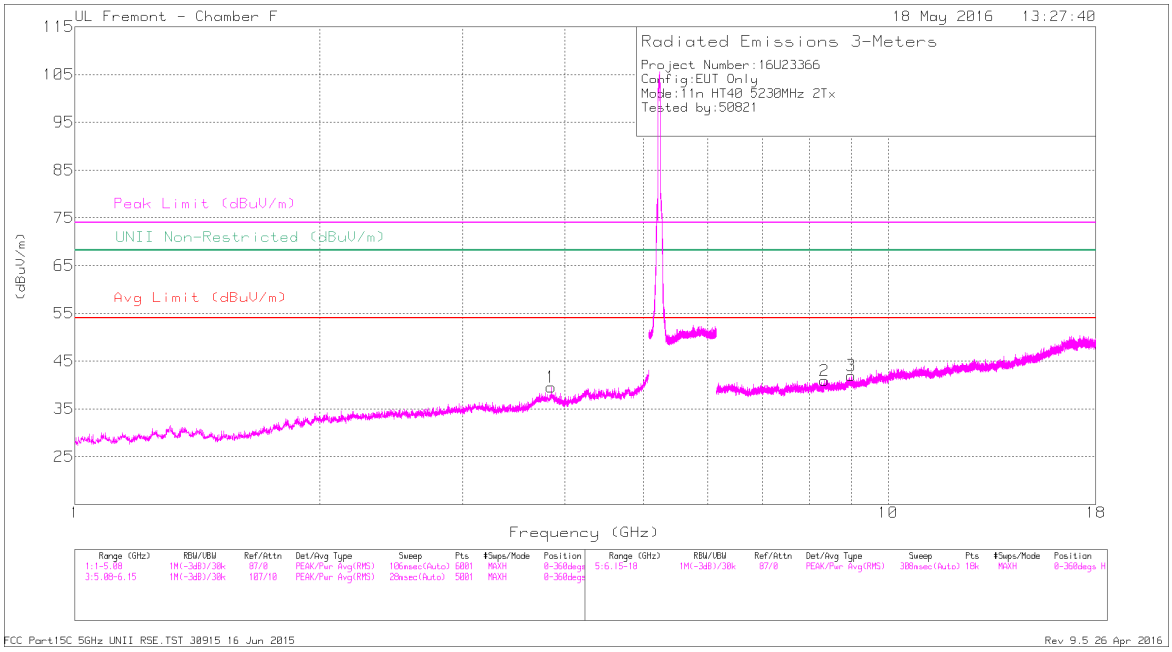

HIGH CHANNEL VERTICAL PLOT

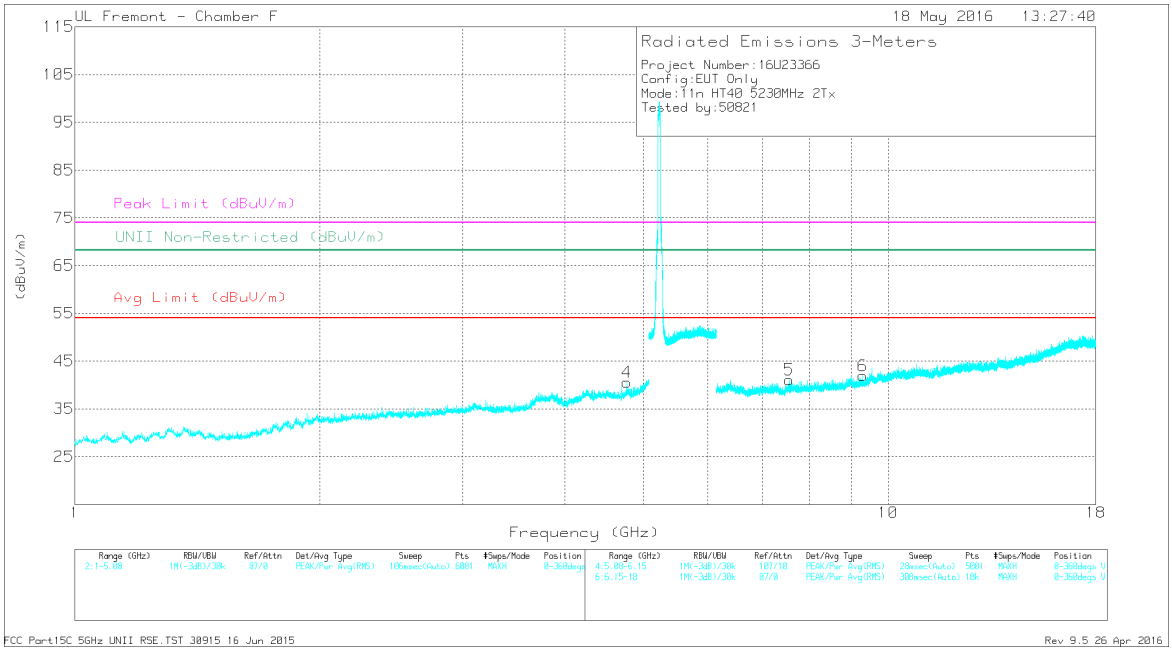

This report shall not be reproduced except in full, without the written approval of UL Verification Services Inc.

DATA

Marker	Frequency (GHz)	Meter Reading (dBuV)	Det	AF T344 (dB/m)	Amp/Cbl/Fltr/Pad (dB)	Corrected Reading (dBuV/m)	Avg Limit (dBuV/m)	Margin (dB)	Peak Limit (dBuV/m)	PK Margin (dB)	UNII Non-Restricted (dBuV/m)	PK Margin (dB)	Azimuth (Degs)	Height (cm)	Polarity
1	* 3.85	39.34	PK-U	33.4	-28.5	44.24	-	-	74	-29.76	-	-	25	155	H
	* 3.852	28.12	ADR	33.4	-28.5	33.02	54	-20.98	-	-	-	-	25	155	H
4	* 4.772	37.85	PK-U	34	-27.5	44.35	-	-	74	-29.65	-	-	125	115	V
	* 4.774	28.07	ADR	34	-27.4	34.67	54	-19.33	-	-	-	-	125	115	V
2	* 9.002	34.7	PK-U	35.9	-22.7	47.9	-	-	74	-26.1	-	-	66	209	H
	* 9.002	23.85	ADR	35.9	-22.7	37.05	54	-16.95	-	-	-	-	66	209	H
3	* 8.347	35.44	PK-U	35.7	-24.6	46.54	-	-	74	-27.46	-	-	102	261	H
	* 8.347	25.65	ADR	35.7	-24.6	36.75	54	-17.25	-	-	-	-	102	261	H
5	9.3	35.01	PK-U	36.3	-22.6	48.71	-	-	-	-	68.2	-19.49	244	135	V
	9.3	23.58	ADR	36.3	-22.6	37.28	-	-	-	-	-	-	244	135	V
6	* 7.554	35.83	PK-U	35.6	-24.6	46.83	-	-	74	-27.17	-	-	102	261	V
	* 7.553	25.37	ADR	35.6	-24.6	36.37	54	-17.63	-	-	-	-	102	261	V

* - indicates frequency in CFR47 Pt 15 / IC RSS-Restricted Band
PK-U - U-NII: Maximum Peak
ADR - U-NII AD primary method, RMS average

This report shall not be reproduced except in full, without the written approval of UL Verification Services Inc.

9.6. 802.11ac VHT80 1Tx MODE IN THE 5.2 GHz BAND

RESTRICTED BANDEDGE, CHAIN 0 (LOW CHANNEL, CH 42)

LOW CHANNEL HORIZONTAL PLOT

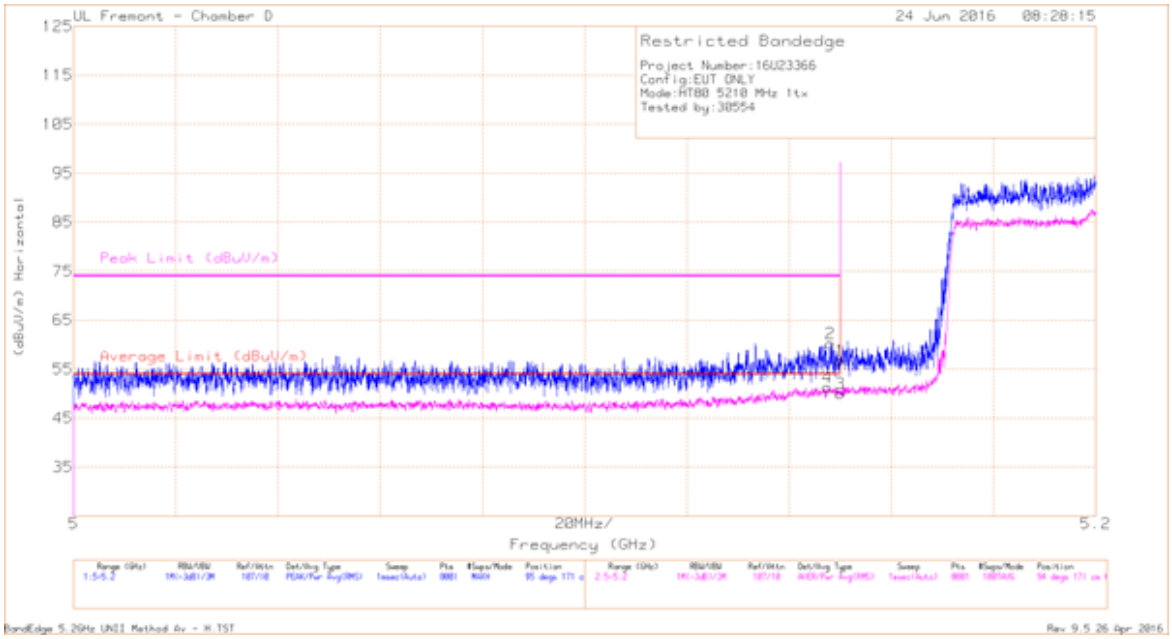

DATA

Marker	Frequency (GHz)	Meter Reading (dBuV)	Det	AF T712 (dB/m)	Amp/Cbl/Fltr/Pad (dB)	DC Corr (dB)	Corrected Reading (dBuV/m)	Average Limit (dBuV/m)	Margin (dB)	Peak Limit (dBuV/m)	PK Margin (dB)	Azimuth (Degs)	Height (cm)	Polarity
2	* 5.148	44.28	Pk	34.1	-18.2	0	60.18	-	-	74	-13.82	95	171	H
4	* 5.148	35.2	RMS	34.1	-18.2	.16	51.26	54	-2.74	-	-	94	171	H
1	5.15	40.83	Pk	34.1	-18.2	0	56.73	-	-	74	-17.27	95	171	H
3	5.15	33.94	RMS	34.1	-18.2	.16	50	54	-4	-	-	94	171	H

* - indicates frequency in CFR47 Pt 15 / IC RSS-Restricted Band
Pk - Peak detector
RMS - RMS detection

This report shall not be reproduced except in full, without the written approval of UL Verification Services Inc.

LOW CHANNEL VERTICAL PLOT

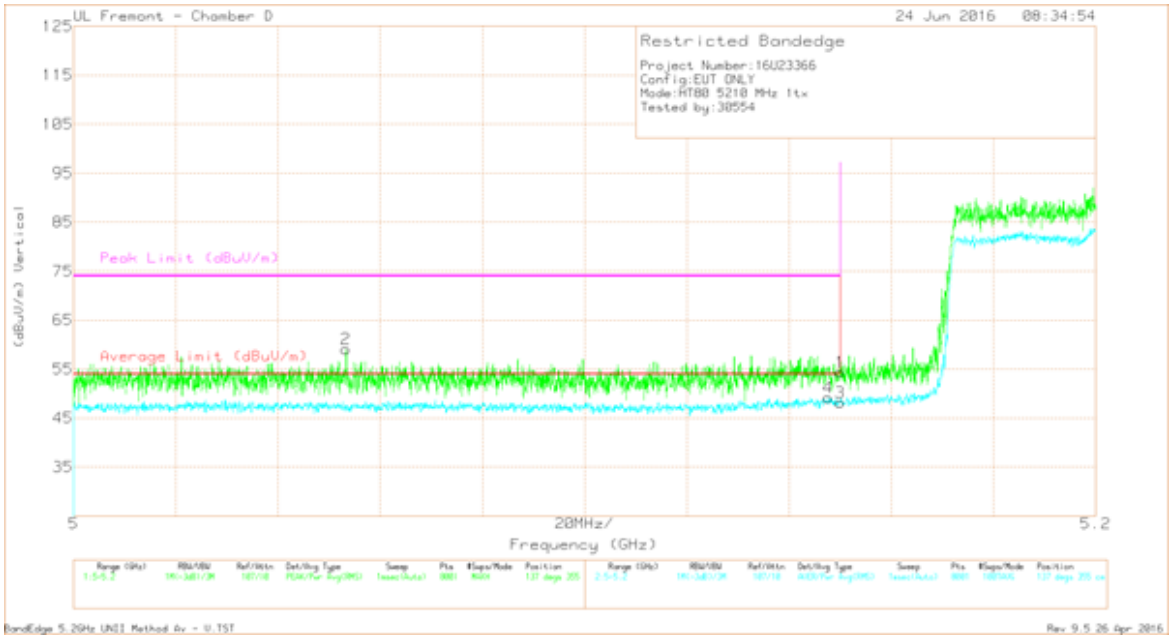

DATA

Marker	Frequency (GHz)	Meter Reading (dBuV)	Det	AF T712 (dB/m)	Amp/Cbl/Fltr/Pad (dB)	DC Corr (dB)	Corrected Reading (dBuV/m)	Average Limit (dBuV/m)	Margin (dB)	Peak Limit (dBuV/m)	PK Margin (dB)	Azimuth (Degs)	Height (cm)	Polarity
2	* 5.053	43.14	Pk	34	-18	0	59.14	-	-	74	-14.86	137	355	V
4	* 5.148	33.32	RMS	34.1	-18.2	.16	49.38	54	-4.62	-	-	137	355	V
1	5.15	38.46	Pk	34.1	-18.2	0	54.36	-	-	74	-19.64	137	355	V
3	5.15	32.33	RMS	34.1	-18.2	.16	48.39	54	-5.61	-	-	137	355	V

* - indicates frequency in CFR47 Pt 15 / IC RSS-Restricted Band
Pk - Peak detector
RMS - RMS detection

This report shall not be reproduced except in full, without the written approval of UL Verification Services Inc.

LOW CHANNEL HARMONICS AND SPURIOUS EMISSIONS

LOW CHANNEL HORIZONTAL PLOT

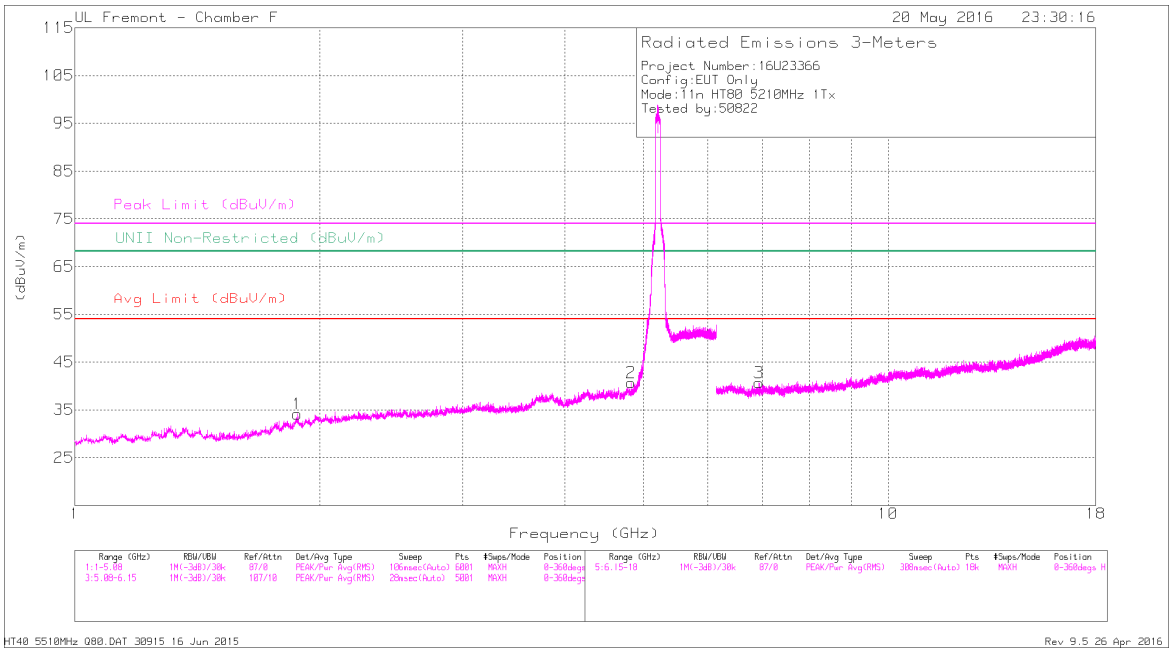

LOW CHANNEL VERTICAL PLOT

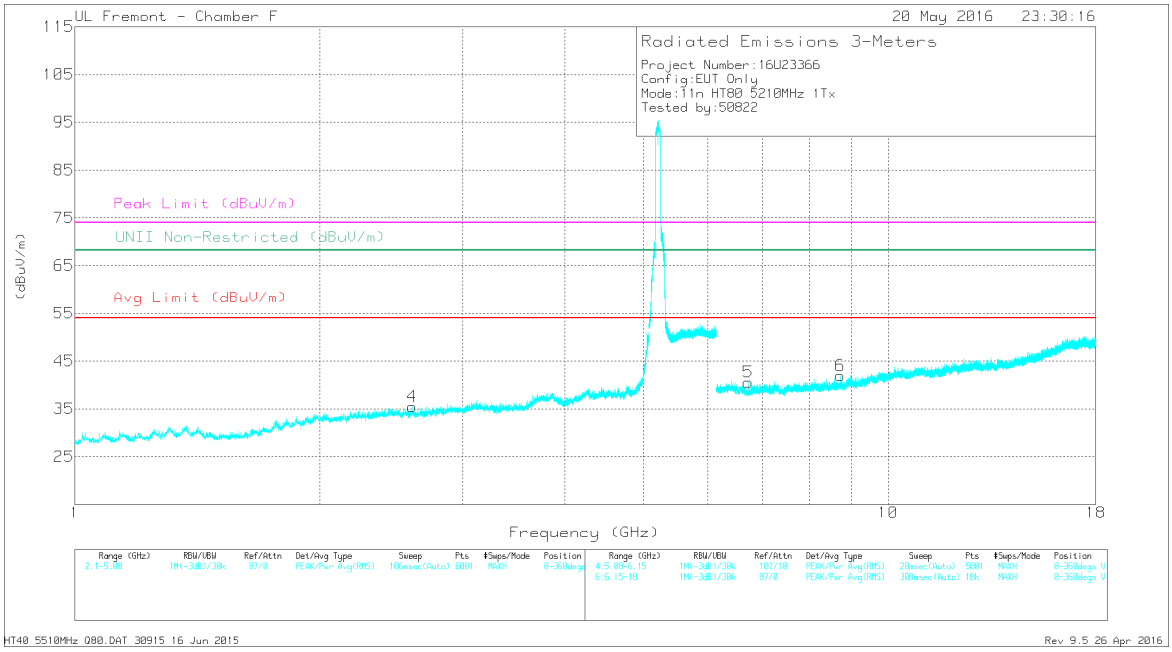

This report shall not be reproduced except in full, without the written approval of UL Verification Services Inc.

DATA

Marker	Frequency (GHz)	Meter Reading (dBuV)	Det	AF T344 (dB/m)	Amp/Cbl/Fltr/Pad (dB)	DC Corr (dB)	Corrected Reading (dBuV/m)	Avg Limit (dBuV/m)	Margin (dB)	Peak Limit (dBuV/m)	PK Margin (dB)	UNII Non-Restricted (dBuV/m)	PK Margin (dB)	Azimuth (Degs)	Height (cm)	Polarity
2	* 4.833	38.43	PK-U	34	-28	0	44.43	-	-	74	-29.57	-	-	322	200	H
	* 4.831	27.94	ADR	34	-28	.16	34.1	54	-19.9	-	-	-	-	322	200	H
1	1.875	40.28	PK-U	30.7	-31	0	39.98	-	-	-	-	68.2	-28.22	198	348	H
4	2.598	39.8	PK-U	32.2	-30.2	0	41.8	-	-	-	-	68.2	-26.4	263	215	V
5	6.727	36.63	PK-U	35.5	-26.6	0	45.53	-	-	-	-	68.2	-22.67	132	167	V
3	6.937	36.15	PK-U	35.5	-26.2	0	45.45	-	-	-	-	68.2	-22.75	221	272	H
6	8.732	24.25	ADR	35.9	-23.7	.16	36.61	-	-	-	-	-	-	349	116	V

* - indicates frequency in CFR47 Pt 15 / IC RSS-Restricted Band
PK-U - U-NII: Maximum Peak
ADR - U-NII AD primary method, RMS average

This report shall not be reproduced except in full, without the written approval of UL Verification Services Inc.

RESTRICTED BANDEDGE, CHAIN 1 (LOW CHANNEL, CH 42)

LOW CHANNEL HORIZONTAL PLOT

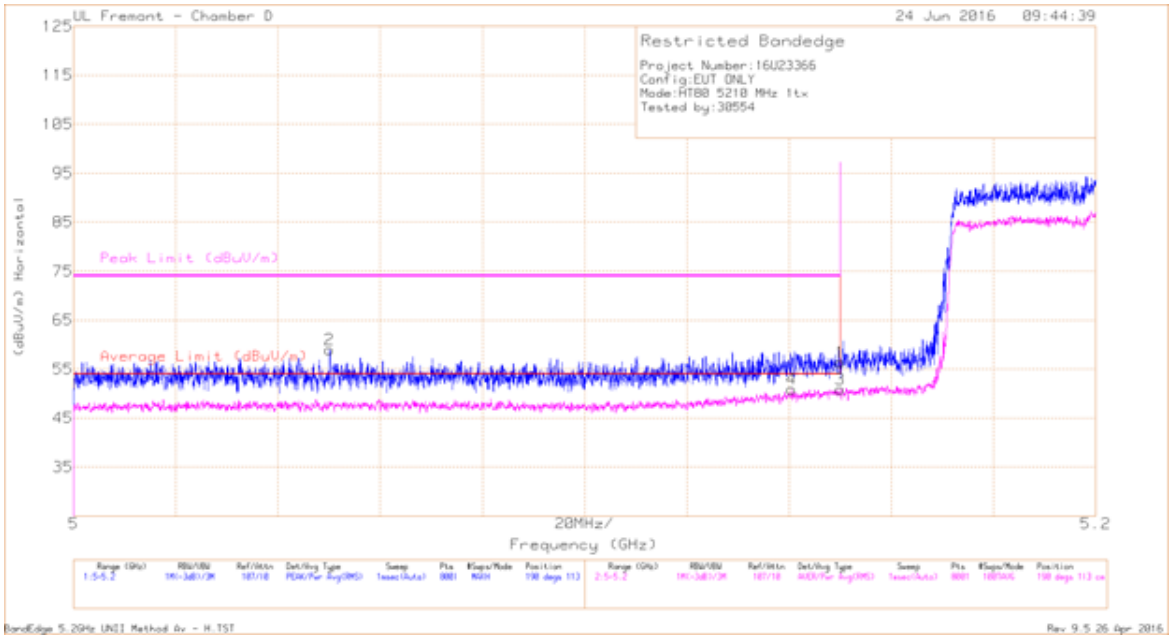

DATA

Marker	Frequency (GHz)	Meter Reading (dBuV)	Det	AF T712 (dB/m)	Amp/Cbl/Fltr/Pad (dB)	DC Corr (dB)	Corrected Reading (dBuV/m)	Average Limit (dBuV/m)	Margin (dB)	Peak Limit (dBuV/m)	PK Margin (dB)	Azimuth (Degs)	Height (cm)	Polarity
2	* 5.05	42.97	Pk	34	-18	0	58.97	-	-	74	-15.03	190	113	H
4	* 5.14	34.81	RMS	34.1	-18.2	.16	50.87	54	-3.13	-	-	190	113	H
1	5.15	40.47	Pk	34.1	-18.2	0	56.37	-	-	74	-17.63	190	113	H
3	5.15	34.8	RMS	34.1	-18.2	.16	50.86	54	-3.14	-	-	190	113	H

* - indicates frequency in CFR47 Pt 15 / IC RSS-Restricted Band
Pk - Peak detector
RMS - RMS detection

UL VERIFICATION SERVICES INC. FORM NO: CCSUP4701J
47173 BENICIA STREET, FREMONT, CA 94538, USA TEL: (510) 771-1000 FAX: (510) 661-0888
This report shall not be reproduced except in full, without the written approval of UL Verification Services Inc.

LOW CHANNEL VERTICAL PLOT

DATA

Marker	Frequency (GHz)	Meter Reading (dBuV)	Det	AF T712 (dB/m)	Amp/Cbl/Fltr/Pad (dB)	DC Corr (dB)	Corrected Reading (dBuV/m)	Average Limit (dBuV/m)	Margin (dB)	Peak Limit (dBuV/m)	PK Margin (dB)	Azimuth (Degs)	Height (cm)	Polarity
2	* 5.121	42.56	Pk	34.1	-18.2	0	58.46	-	-	74	-15.54	164	104	V
4	* 5.149	34.39	RMS	34.1	-18.2	.16	50.45	54	-3.55	-	-	164	104	V
1	5.15	38.46	Pk	34.1	-18.2	0	54.36	-	-	74	-19.64	164	104	V
3	5.15	33.15	RMS	34.1	-18.2	.16	49.21	54	-4.79	-	-	164	104	V

* - indicates frequency in CFR47 Pt 15 / IC RSS-Restricted Band
Pk - Peak detector
RMS - RMS detection

UL VERIFICATION SERVICES INC. FORM NO: CCSUP4701J
47173 BENICIA STREET, FREMONT, CA 94538, USA TEL: (510) 771-1000 FAX: (510) 661-0888
This report shall not be reproduced except in full, without the written approval of UL Verification Services Inc.

LOW CHANNEL HARMONICS AND SPURIOUS EMISSIONS

LOW CHANNEL HORIZONTAL PLOT

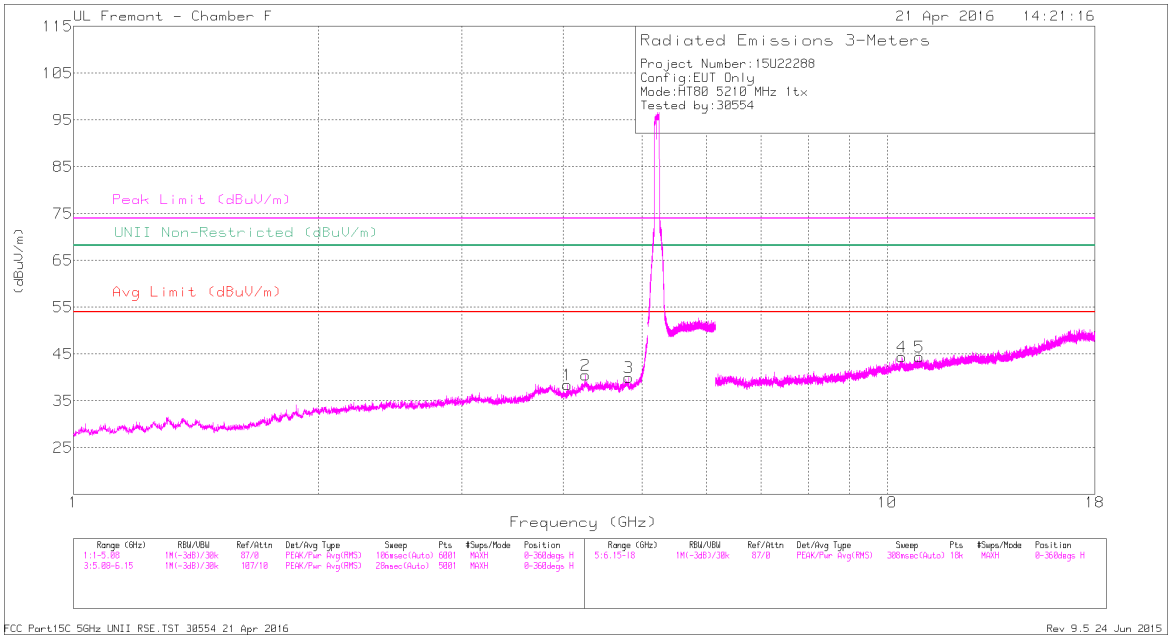

LOW CHANNEL VERTICAL PLOT

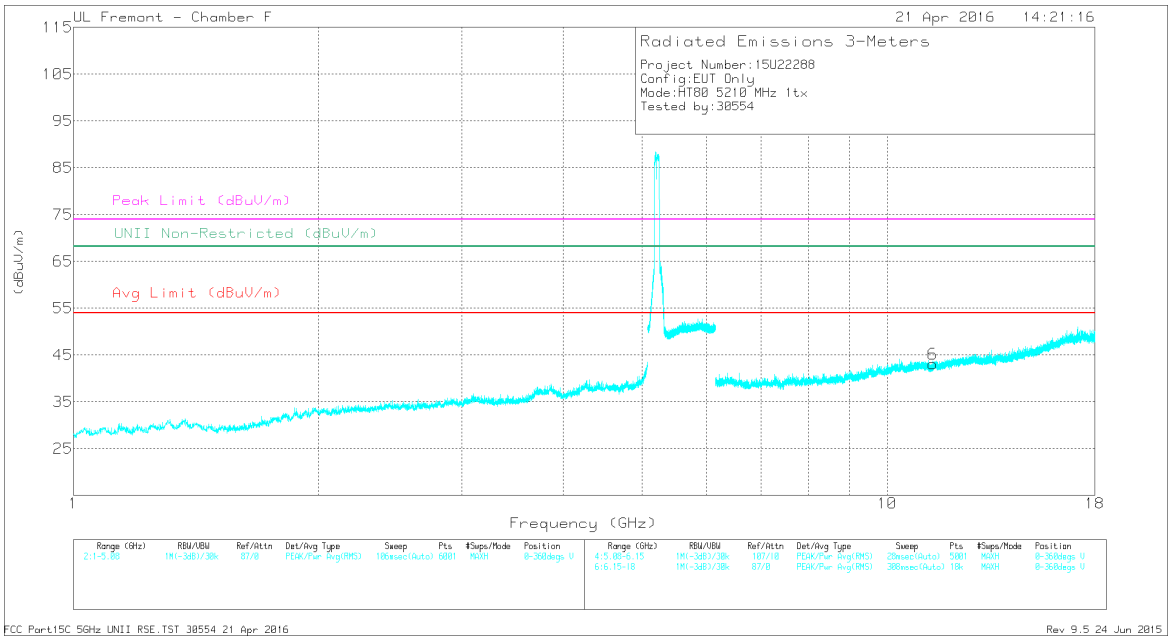

This report shall not be reproduced except in full, without the written approval of UL Verification Services Inc.

DATA

Markers	Frequency (GHz)	Meter Reading (dBuV)	Det	AF T344 (dB/m)	Amp/Cbl/Fltr/Pad (dB)	DC Corr (dB)	Corrected Reading (dBuV/m)	Avg Limit (dBuV/m)	Margin (dB)	Peak Limit (dBuV/m)	PK Margin (dB)	UNII Non-Restricted (dBuV/m)	PK Margin (dB)	Azimuth (Degs)	Height (cm)	Polarity
1	* 4.048	38.19	PK-U	33.5	-28.4	0	43.29	-	-	74	-30.71	-	-	0	100	H
	* 4.05	26.72	ADR	33.5	-28.4	.16	31.98	54	-22.02	-	-	-	-	0	100	H
2	* 4.26	37.85	PK-U	33.7	-26.5	0	45.05	-	-	74	-28.95	-	-	0	100	H
	* 4.261	26.32	ADR	33.7	-26.4	.16	33.78	54	-20.22	-	-	-	-	0	100	H
3	* 4.815	38.48	PK-U	34	-27.9	0	44.58	-	-	74	-29.42	-	-	0	100	H
	* 4.816	26.95	ADR	34	-27.9	.16	33.21	54	-20.79	-	-	-	-	0	100	H
4	10.421	34.56	PK-U	37.4	-21	0	50.96	-	-	-	-	68.2	-17.24	0	100	H
	10.42	22.73	ADR	37.3	-21	.16	39.19	-	-	-	-	-	-	0	100	H
5	* 10.956	34.7	PK-U	37.9	-21.9	0	50.7	-	-	74	-23.3	-	-	0	100	H
	* 10.955	23.08	ADR	37.9	-21.9	.16	39.24	54	-14.76	-	-	-	-	0	100	H
6	* 11.384	35.4	PK-U	38	-22.3	0	51.1	-	-	74	-22.9	-	-	0	100	V
	* 11.384	23.04	ADR	38	-22.3	.16	38.9	54	-15.1	-	-	-	-	0	100	V

* - indicates frequency in CFR15.205/IC7.2.2 Restricted Band

PK-U - U-NII: Maximum Peak

ADR - U-NII AD primary method, RMS average

UL VERIFICATION SERVICES INC. FORM NO: CCSUP4701J
47173 BENICIA STREET, FREMONT, CA 94538, USA TEL: (510) 771-1000 FAX: (510) 661-0888
This report shall not be reproduced except in full, without the written approval of UL Verification Services Inc.

9.7. 802.11ac VHT80 2Tx CDD MODE IN THE 5.2 GHz BAND

RESTRICTED BANDEDGE (LOW CHANNEL, CH 42)

LOW CHANNEL HORIZONTAL PLOT

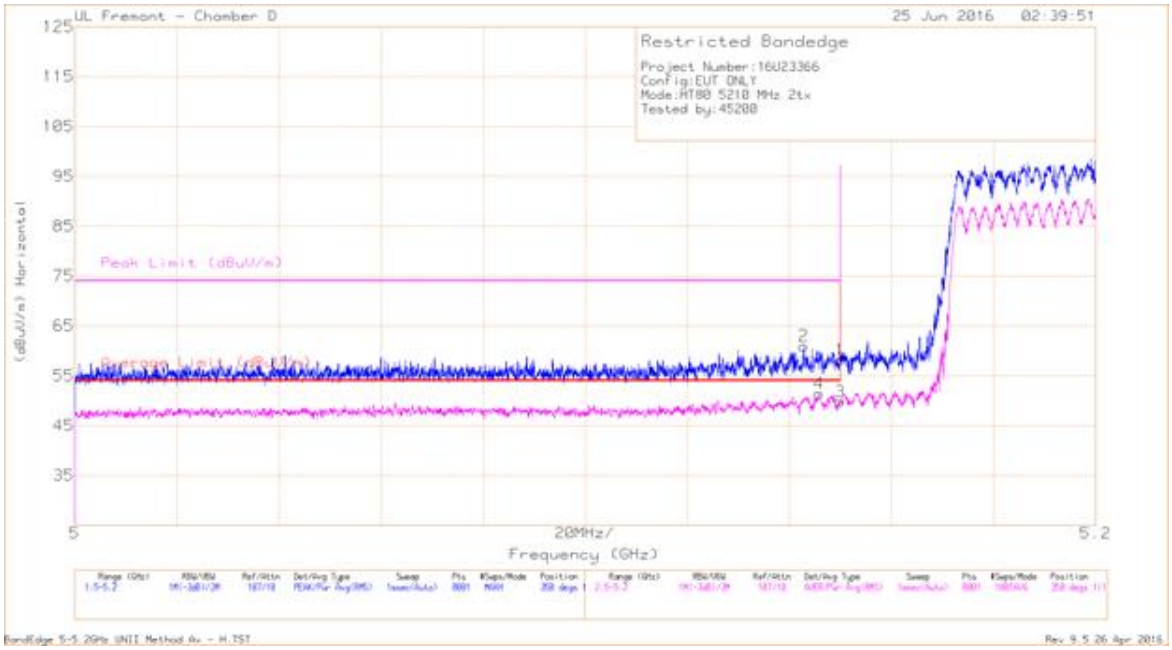

DATA

Marker	Frequency (GHz)	Meter Reading (dBuV)	Det	AF T712 (dB/m)	Amp/Cbl/Fltr/Pad (dB)	DC Corr (dB)	Corrected Reading (dBuV/m)	Average Limit (dBuV/m)	Margin (dB)	Peak Limit (dBuV/m)	PK Margin (dB)	Azimuth (Degs)	Height (cm)	Polarity
2	* 5.143	45.08	Pk	34.1	-18.2	0	60.98	-	-	74	-13.02	350	111	H
4	* 5.146	35.37	RMS	34.1	-18.2	.19	51.46	54	-2.54	-	-	350	111	H
1	5.15	42.31	Pk	34.1	-18.2	0	58.21	-	-	74	-15.79	350	111	H
3	5.15	33.76	RMS	34.1	-18.2	.19	49.85	54	-4.15	-	-	350	111	H

* - indicates frequency in CFR47 Pt 15 / IC RSS-Restricted Band
Pk - Peak detector
RMS - RMS detection

This report shall not be reproduced except in full, without the written approval of UL Verification Services Inc.

LOW CHANNEL VERTICAL PLOT

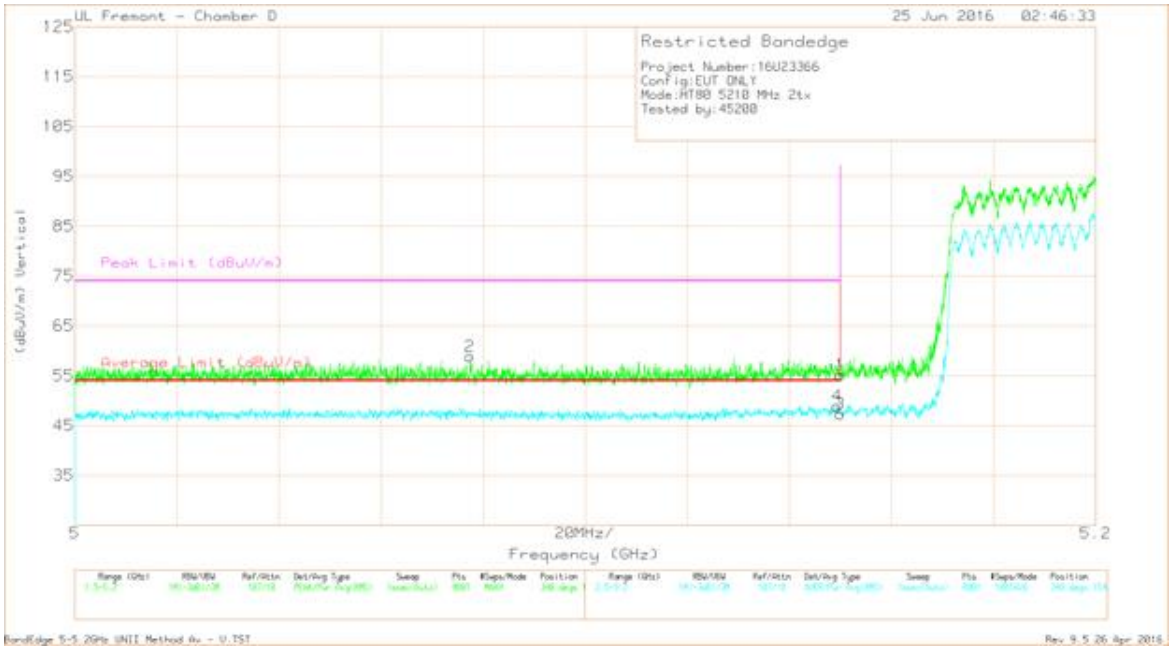

DATA

Marker	Frequency (GHz)	Meter Reading (dBuV)	Det	AF T712 (dB/m)	Amp/Cbl/Fltr/Pad (dB)	DC Corr (dB)	Corrected Reading (dBuV/m)	Average Limit (dBuV/m)	Margin (dB)	Peak Limit (dBuV/m)	PK Margin (dB)	Azimuth (Degs)	Height (cm)	Polarity
2	* 5.077	42.88	Pk	34	-18	0	58.88	-	-	74	-15.12	340	154	V
4	* 5.149	33.04	RMS	34.1	-18.2	.19	49.13	54	-4.87	-	-	340	154	V
1	5.15	39.22	Pk	34.1	-18.2	0	55.12	-	-	74	-18.88	340	154	V
3	5.15	31.44	RMS	34.1	-18.2	.19	47.53	54	-6.47	-	-	340	154	V

* - indicates frequency in CFR47 Pt 15 / IC RSS-Restricted Band
Pk - Peak detector
RMS - RMS detection

UL VERIFICATION SERVICES INC. FORM NO: CCSUP4701J
47173 BENICIA STREET, FREMONT, CA 94538, USA TEL: (510) 771-1000 FAX: (510) 661-0888
This report shall not be reproduced except in full, without the written approval of UL Verification Services Inc.

LOW CHANNEL HARMONICS AND SPURIOUS EMISSIONS

LOW CHANNEL HORIZONTAL PLOT

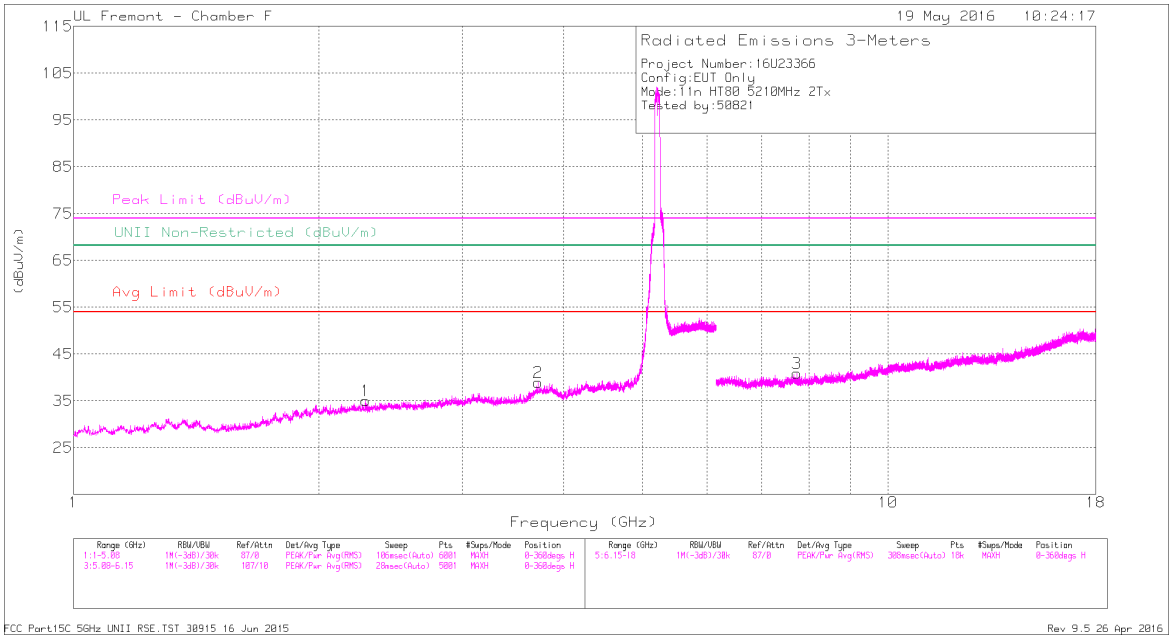

LOW CHANNEL VERTICAL PLOT

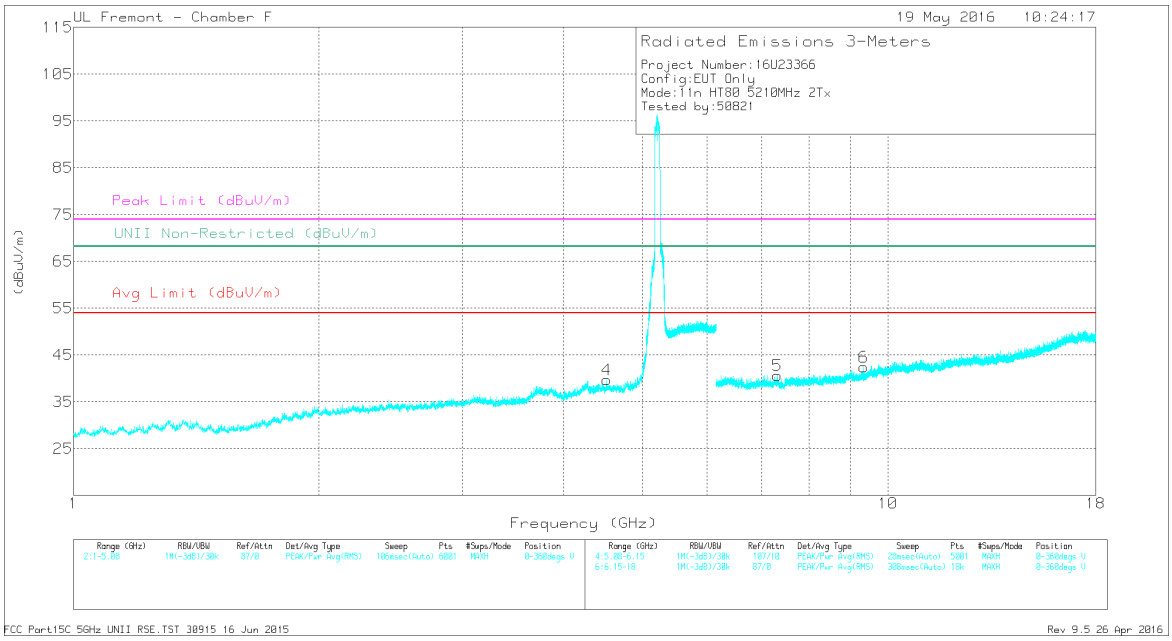

This report shall not be reproduced except in full, without the written approval of UL Verification Services Inc.

DATA

Marker	Frequency (GHz)	Meter Reading (dBuV)	Det	AF T344 (dB/m)	Amp/Cbl/Fltr/Pad (dB)	DC Corr (dB)	Corrected Reading (dBuV/m)	Avg Limit (dBuV/m)	Margin (dB)	Peak Limit (dBuV/m)	PK Margin (dB)	UNII Non-Restricted (dBuV/m)	PK Margin (dB)	Azimuth (Degs)	Height (cm)	Polarity
1	* 2.282	39.78	PK-U	31.7	-30.5	0	40.98	-	-	74	-33.02	-	-	0	101	H
	* 2.285	29.29	ADR	31.7	-30.6	.19	30.58	54	-23.42	-	-	-	-	0	101	H
2	* 3.724	38.39	PK-U	33.4	-29.1	0	42.69	-	-	74	-31.31	-	-	56	400	H
	* 3.724	27.8	ADR	33.4	-29.1	.19	32.29	54	-21.71	-	-	-	-	56	400	H
4	* 4.513	37.59	PK-U	34	-27.2	0	44.39	-	-	74	-29.61	-	-	247	199	V
	* 4.513	26.75	ADR	34	-27.2	.19	33.74	54	-20.26	-	-	-	-	247	199	V
3	* 7.726	36.64	PK-U	35.7	-26	0	46.34	-	-	74	-27.66	-	-	247	199	H
	* 7.728	26.43	ADR	35.7	-26	.19	36.32	54	-17.68	-	-	-	-	247	199	H
5	* 7.316	36.45	PK-U	35.5	-25.1	0	46.85	-	-	74	-27.15	-	-	247	199	V
	* 7.315	25.94	ADR	35.5	-25.1	.19	36.53	54	-17.47	-	-	-	-	247	199	V
6	* 9.346	34.23	PK-U	36.3	-22.8	0	47.73	-	-	74	-26.27	-	-	247	199	V
	* 9.347	24	ADR	36.3	-22.8	.19	37.69	54	-16.31	-	-	-	-	247	199	V

* - indicates frequency in CFR47 Pt 15 / IC RSS-Restricted Band
PK-U - U-NII: Maximum Peak
ADR - U-NII AD primary method, RMS average

This report shall not be reproduced except in full, without the written approval of UL Verification Services Inc.

9.8. 802.11n HT20 1Tx MODE IN THE 5.3 GHz BAND

RESTRICTED BANDEDGE, CHAIN 0 (HIGH CHANNEL)

HIGH CHANNEL HORIZONTAL PLOT

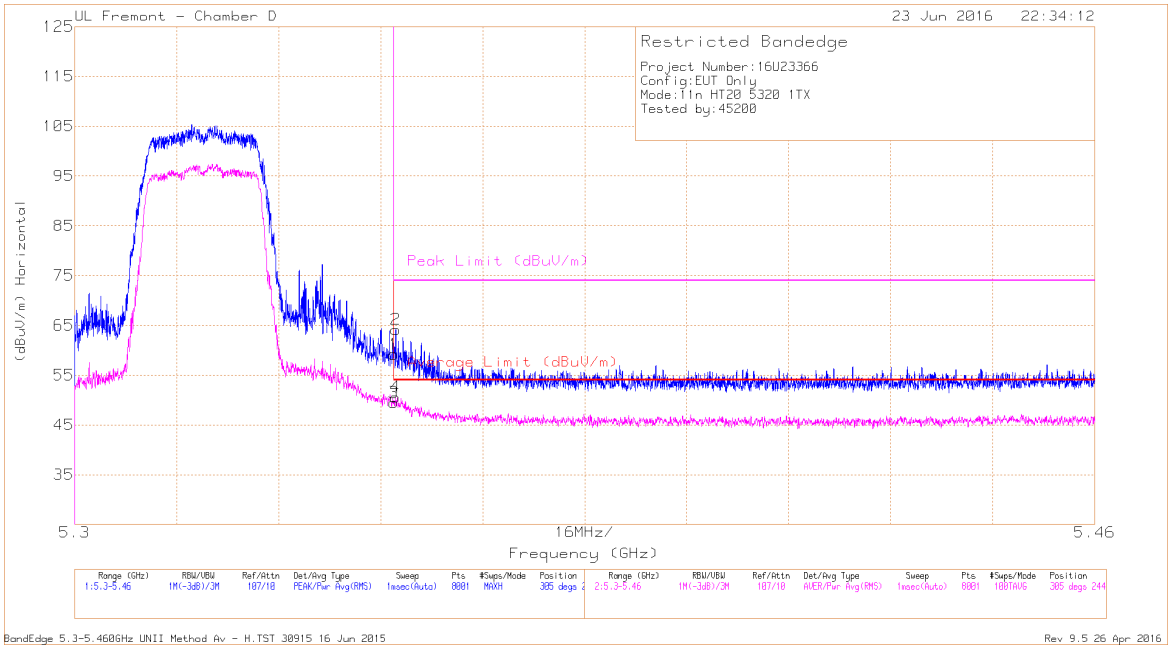

DATA

Marker	Frequency (GHz)	Meter Reading (dBuV)	Det	AF T712 (dB/m)	Amp/Cbl/Fltr/Pad (dB)	Corrected Reading (dBuV/m)	Average Limit (dBuV/m)	Margin (dB)	Peak Limit (dBuV/m)	PK Margin (dB)	Azimuth (Degs)	Height (cm)	Polarity
1	* 5.35	43.09	Pk	34.3	-18.2	59.19	-	-	74	-14.81	305	244	H
2	* 5.35	48.09	Pk	34.3	-18.2	64.19	-	-	74	-9.81	305	244	H
3	* 5.35	33.39	RMS	34.3	-18.2	49.49	54	-4.51	-	-	305	244	H
4	* 5.35	34.5	RMS	34.3	-18.2	50.6	54	-3.4	-	-	305	244	H

* - indicates frequency in CFR47 Pt 15 / IC RSS-Restricted Band
Pk - Peak detector
RMS - RMS detection

This report shall not be reproduced except in full, without the written approval of UL Verification Services Inc.

HIGH CHANNEL VERTICAL PLOT

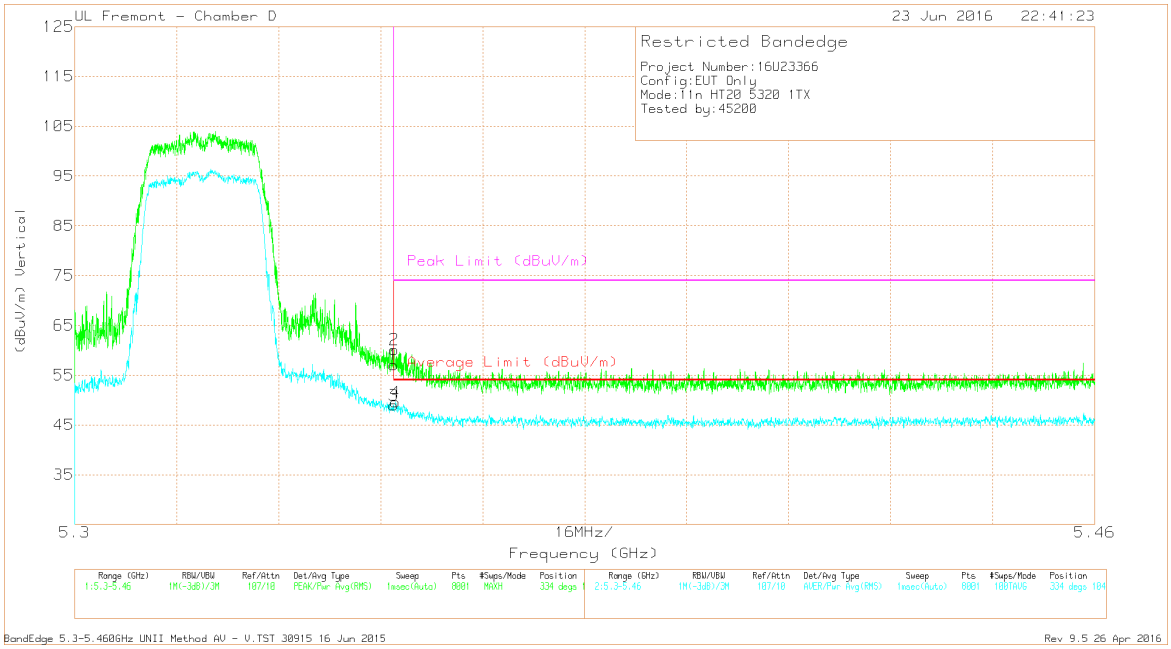

DATA

Marker	Frequency (GHz)	Meter Reading (dBuV)	Det	AF T712 (dB/m)	Amp/Cbl/Fltr/Pad (dB)	Corrected Reading (dBuV/m)	Average Limit (dBuV/m)	Margin (dB)	Peak Limit (dBuV/m)	PK Margin (dB)	Azimuth (Degs)	Height (cm)	Polarity
1	* 5.35	41	Pk	34.3	-18.2	57.1	-	-	74	-16.9	334	104	V
2	* 5.35	44.03	Pk	34.3	-18.2	60.13	-	-	74	-13.87	334	104	V
3	* 5.35	32.85	RMS	34.3	-18.2	48.95	54	-5.05	-	-	334	104	V
4	* 5.35	33.5	RMS	34.3	-18.2	49.6	54	-4.4	-	-	334	104	V

* - indicates frequency in CFR47 Pt 15 / IC RSS-Restricted Band
Pk - Peak detector
RMS - RMS detection

This report shall not be reproduced except in full, without the written approval of UL Verification Services Inc.

LOW CHANNEL HARMONICS AND SPURIOUS EMISSIONS

LOW CHANNEL HORIZONTAL PLOT

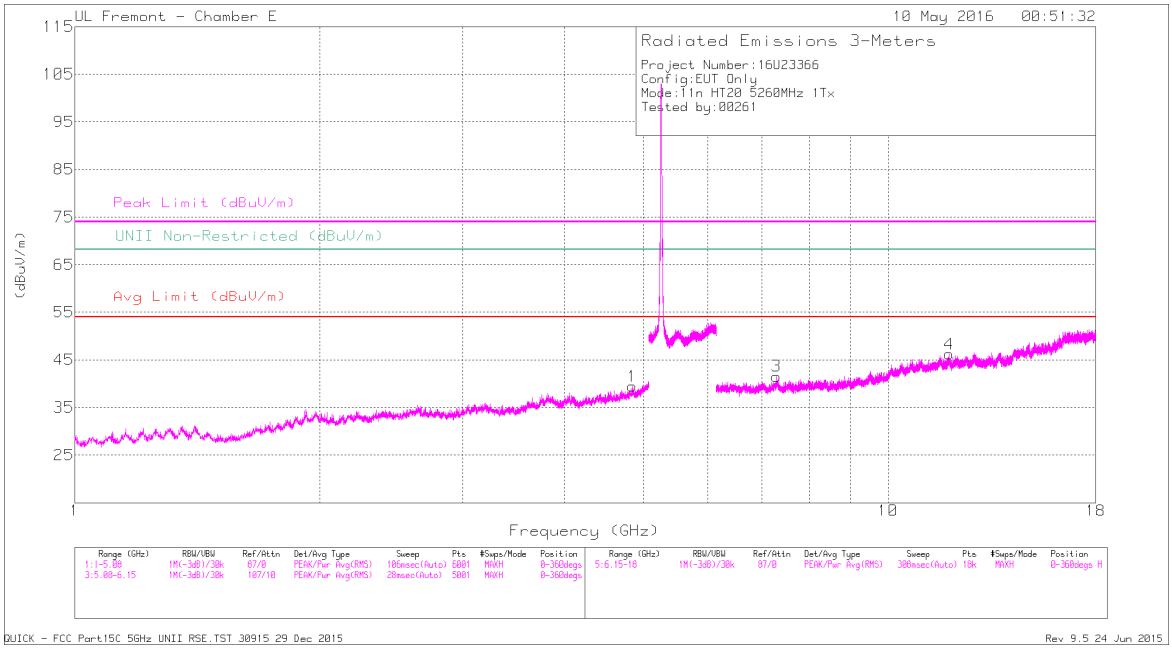

LOW CHANNEL VERTICAL PLOT

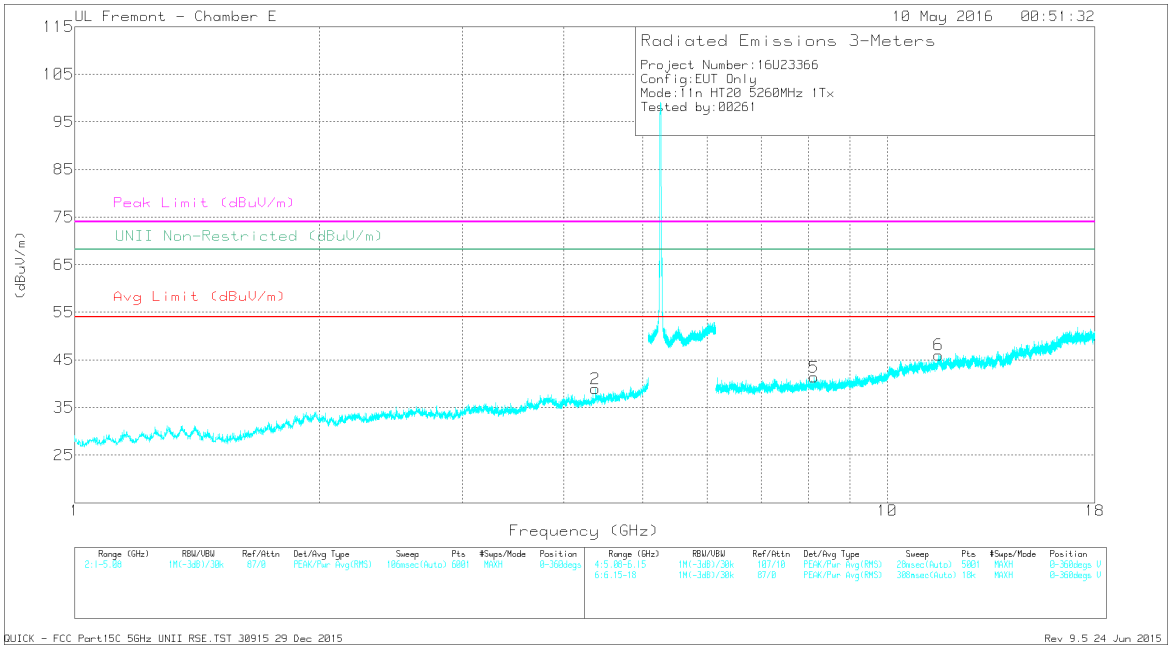

This report shall not be reproduced except in full, without the written approval of UL Verification Services Inc.

DATA

Marker	Frequency (GHz)	Meter Reading (dBuV)	Det	AF T711 (dB/m)	Amp/Cbl/Fltr /Pad (dB)	Corrected Reading (dBuV/m)	Avg Limit (dBuV/m)	Margin (dB)	Peak Limit (dBuV/m)	PK Margin (dB)	UNII Non-Restricted (dBuV/m)	PK Margin (dB)	Azimuth (Degs)	Height (cm)	Polarity
1	* 4.847	39.99	PK-U	34	-29	44.99	-	-	74	-29.01	-	-	40	162	H
	* 4.848	28.39	ADR	34	-29	33.39	54	-20.61	-	-	-	-	40	162	H
2	* 4.372	41.12	PK-U	33.7	-29.7	45.12	-	-	74	-28.88	-	-	327	209	V
	* 4.372	29.41	ADR	33.7	-29.7	33.41	54	-20.59	-	-	-	-	327	209	V
3	* 7.294	38.73	PK-U	35.6	-26.3	48.03	-	-	74	-25.97	-	-	299	210	H
	* 7.293	26.79	ADR	35.6	-26.3	36.09	54	-17.91	-	-	-	-	299	210	H
4	* 11.885	36.49	PK-U	38.8	-23.2	52.09	-	-	74	-21.91	-	-	38	148	H
	* 11.884	24.8	ADR	38.8	-23.2	40.4	54	-13.6	-	-	-	-	38	148	H
5	* 8.12	38.53	PK-U	35.7	-26.8	47.43	-	-	74	-26.57	-	-	178	199	V
	* 8.119	26.92	ADR	35.7	-26.9	35.72	54	-18.28	-	-	-	-	178	199	V
6	* 11.567	36.97	PK-U	38.4	-22.3	53.07	-	-	74	-20.93	-	-	352	204	V
	* 11.57	25.21	ADR	38.4	-22.3	41.31	54	-12.69	-	-	-	-	352	204	V

* - indicates frequency in CFR15.205/IC7.2.2 Restricted Band

PK-U - U-NII: Maximum Peak

ADR - U-NII AD primary method, RMS average

UL VERIFICATION SERVICES INC. FORM NO: CCSUP4701J
47173 BENICIA STREET, FREMONT, CA 94538, USA TEL: (510) 771-1000 FAX: (510) 661-0888
This report shall not be reproduced except in full, without the written approval of UL Verification Services Inc.

MID CHANNEL 56 HARMONICS AND SPURIOUS EMISSIONS

MID CHANNEL HORIZONTAL PLOT

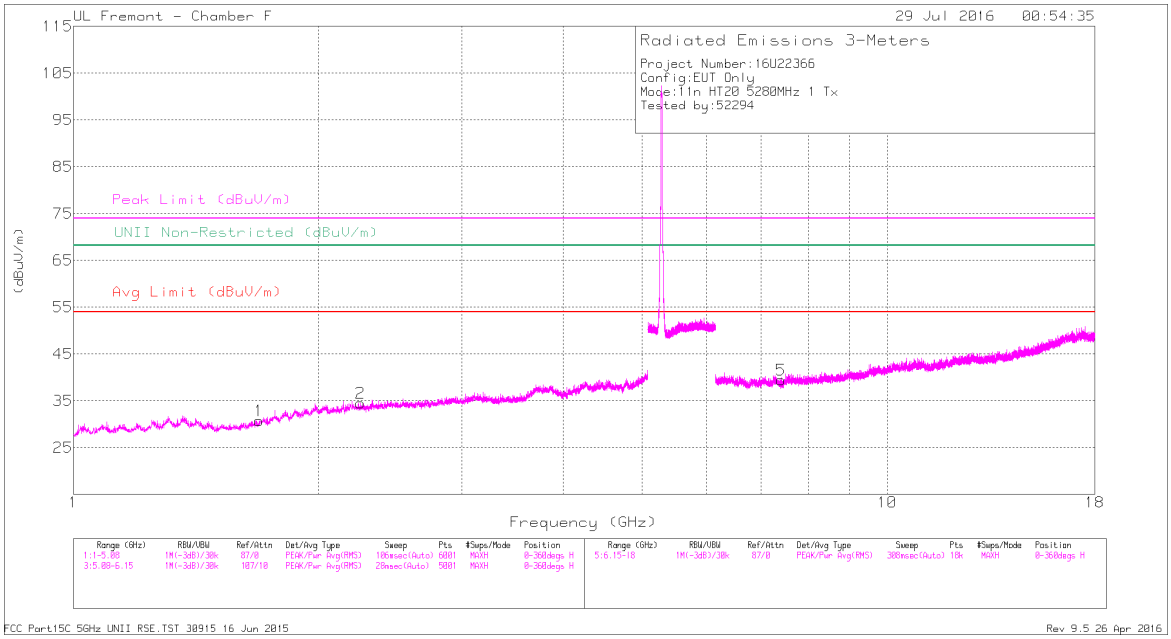

MID CHANNEL VERTICAL PLOT

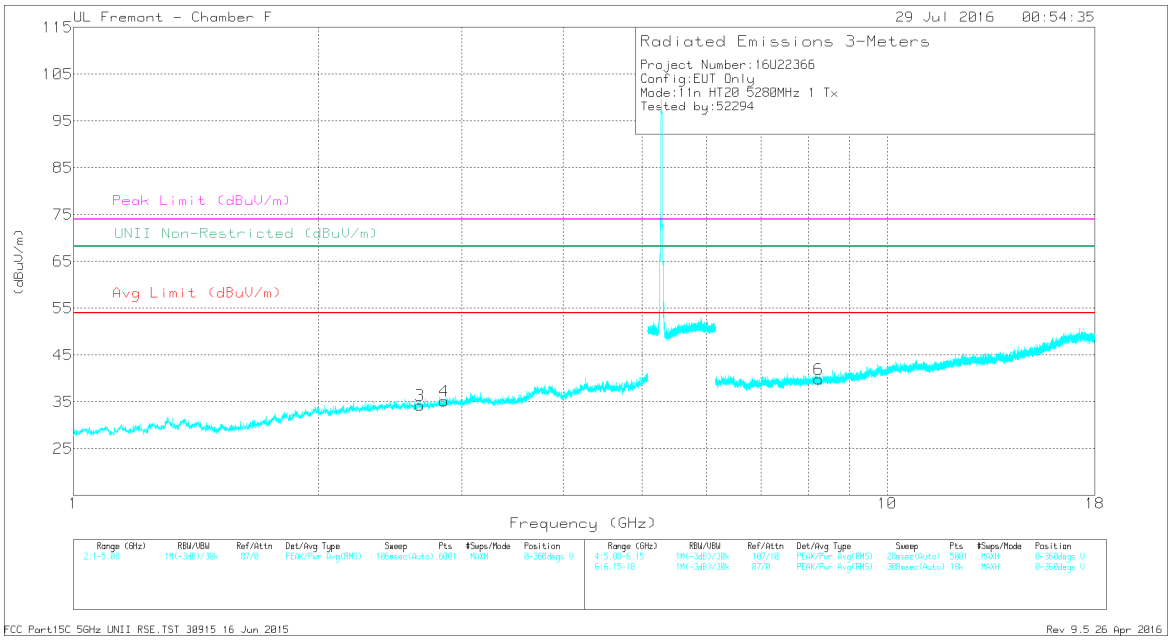

This report shall not be reproduced except in full, without the written approval of UL Verification Services Inc.

DATA

Marker	Frequency (GHz)	Meter Reading (dBuV)	Det	AF T344 (dB/m)	Amp/Cbl/Fltr/Pad (dB)	Corrected Reading (dBuV/m)	Avg Limit (dBuV/m)	Margin (dB)	Peak Limit (dBuV/m)	PK Margin (dB)	UNII Non-Restricted (dBuV/m)	PK Margin (dB)	Azimuth (Degs)	Height (cm)	Polarity
1	* 1.693	40.54	PK-U	29	-31.6	37.94	-	-	74	-36.06	-	-	179	282	H
	* 1.692	29.4	ADR	29	-31.6	26.8	54	-27.2	-	-	-	-	179	282	H
2	* 2.253	40.42	PK-U	31.8	-30.6	41.62	-	-	74	-32.38	-	-	301	232	H
	* 2.252	29.47	ADR	31.8	-30.6	30.67	54	-23.33	-	-	-	-	301	232	H
3	* 2.666	40.3	PK-U	32.3	-30	42.6	-	-	74	-31.4	-	-	271	101	V
	* 2.667	29.18	ADR	32.3	-30	31.48	54	-22.52	-	-	-	-	271	101	V
4	* 2.852	39.8	PK-U	32.6	-29.8	42.6	-	-	74	-31.4	-	-	271	202	V
	* 2.853	28.97	ADR	32.6	-29.8	31.77	54	-22.23	-	-	-	-	271	202	V
5	* 7.406	36.45	PK-U	35.6	-26.2	45.85	-	-	74	-28.15	-	-	315	153	H
	* 7.407	26.46	ADR	35.6	-26.2	35.86	54	-18.14	-	-	-	-	315	153	H
6	* 8.238	35.61	PK-U	35.7	-24.8	46.51	-	-	74	-27.49	-	-	159	230	V
	* 8.237	25.56	ADR	35.7	-24.8	36.46	54	-17.54	-	-	-	-	159	230	V

* - indicates frequency in CFR47 Pt 15 / IC RSS-Restricted Band
PK-U - U-NII: Maximum Peak
ADR - U-NII AD primary method, RMS average

UL VERIFICATION SERVICES INC. FORM NO: CCSUP4701J
47173 BENICIA STREET, FREMONT, CA 94538, USA TEL: (510) 771-1000 FAX: (510) 661-0888
This report shall not be reproduced except in full, without the written approval of UL Verification Services Inc.

MID CHANNEL 60 HARMONICS AND SPURIOUS EMISSIONS MISSING PLOT

MID CHANNEL HORIZONTAL PLOT

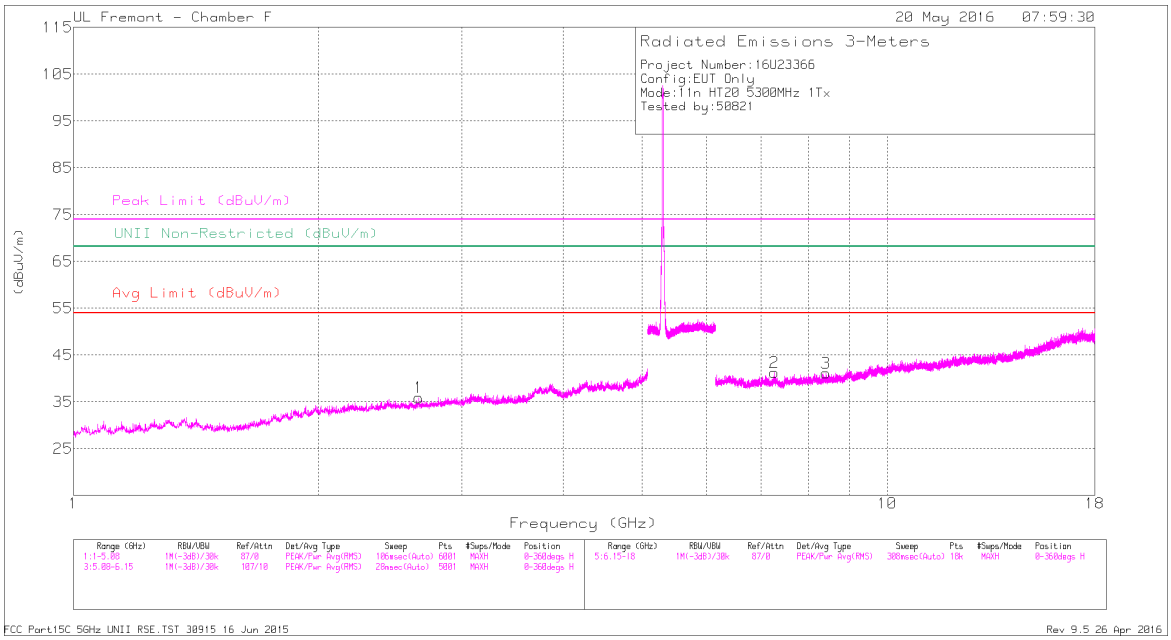

MID CHANNEL VERTICAL PLOT

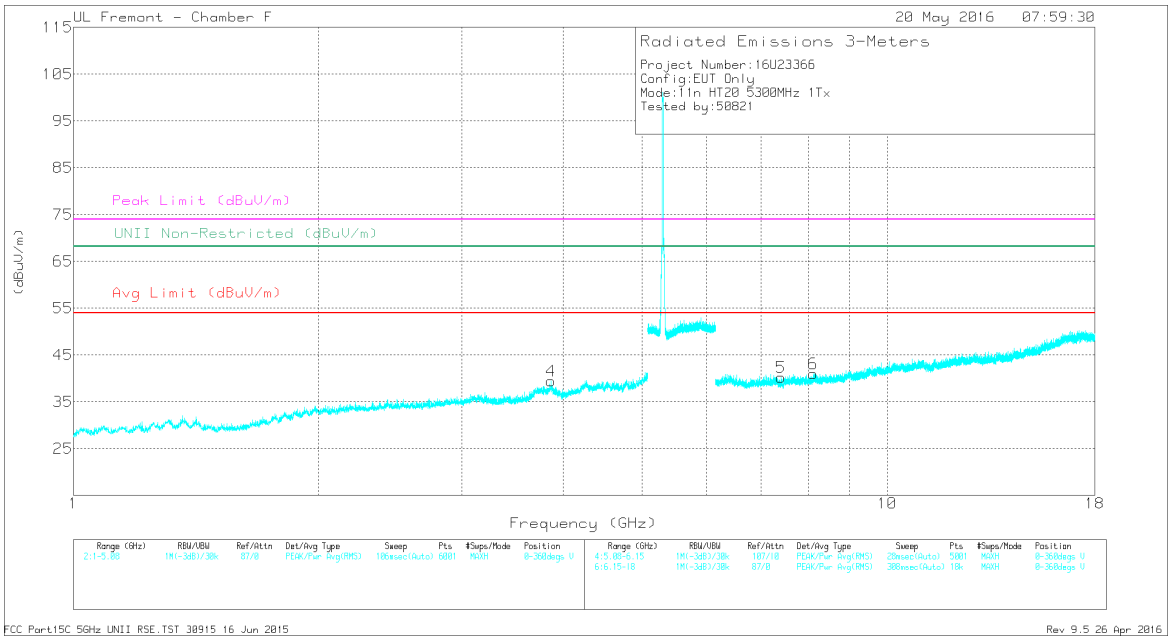

This report shall not be reproduced except in full, without the written approval of UL Verification Services Inc.

DATA

Marker	Frequency (GHz)	Meter Reading (dBuV)	Det	AF T344 (dB/m)	Amp/Cbl/Fltr/Pad (dB)	Corrected Reading (dBuV/m)	Avg Limit (dBuV/m)	Margin (dB)	Peak Limit (dBuV/m)	PK Margin (dB)	UNII Non-Restricted (dBuV/m)	PK Margin (dB)	Azimuth (Degs)	Height (cm)	Polarity
1	* 2.658	40.49	PK-U	32.3	-30.1	42.69	-	-	74	-31.31	-	-	257	188	H
	* 2.658	29.23	ADR	32.3	-30.1	31.43	54	-22.57	-	-	-	-	257	188	H
4	* 3.865	38.2	PK-U	33.4	-28.5	43.1	-	-	74	-30.9	-	-	349	107	V
	* 3.865	27.71	ADR	33.4	-28.5	32.61	54	-21.39	-	-	-	-	349	107	V
2	* 7.272	37.14	PK-U	35.5	-25.2	47.44	-	-	74	-26.56	-	-	318	101	H
	* 7.27	25.48	ADR	35.5	-25.2	35.78	54	-18.22	-	-	-	-	318	101	H
3	* 8.415	35.09	PK-U	35.7	-23.9	46.89	-	-	74	-27.11	-	-	183	189	H
	* 8.416	25.09	ADR	35.7	-23.9	36.89	54	-17.11	-	-	-	-	183	189	H
5	* 7.407	36.5	PK-U	35.6	-26.2	45.9	-	-	74	-28.1	-	-	238	182	V
	* 7.404	26.67	ADR	35.6	-26.2	36.07	54	-17.93	-	-	-	-	238	182	V
6	* 8.108	36	PK-U	35.7	-24.9	46.8	-	-	74	-27.2	-	-	57	197	V
	* 8.107	25.88	ADR	35.7	-24.9	36.68	54	-17.32	-	-	-	-	57	197	V

* - indicates frequency in CFR47 Pt 15 / IC RSS-Restricted Band
PK-U - U-NII: Maximum Peak
ADR - U-NII AD primary method, RMS average

UL VERIFICATION SERVICES INC. FORM NO: CCSUP4701J
47173 BENICIA STREET, FREMONT, CA 94538, USA TEL: (510) 771-1000 FAX: (510) 661-0888
This report shall not be reproduced except in full, without the written approval of UL Verification Services Inc.

HIGH CHANNEL HARMONICS AND SPURIOUS EMISSIONS

HIGH CHANNEL HORIZONTAL PLOT

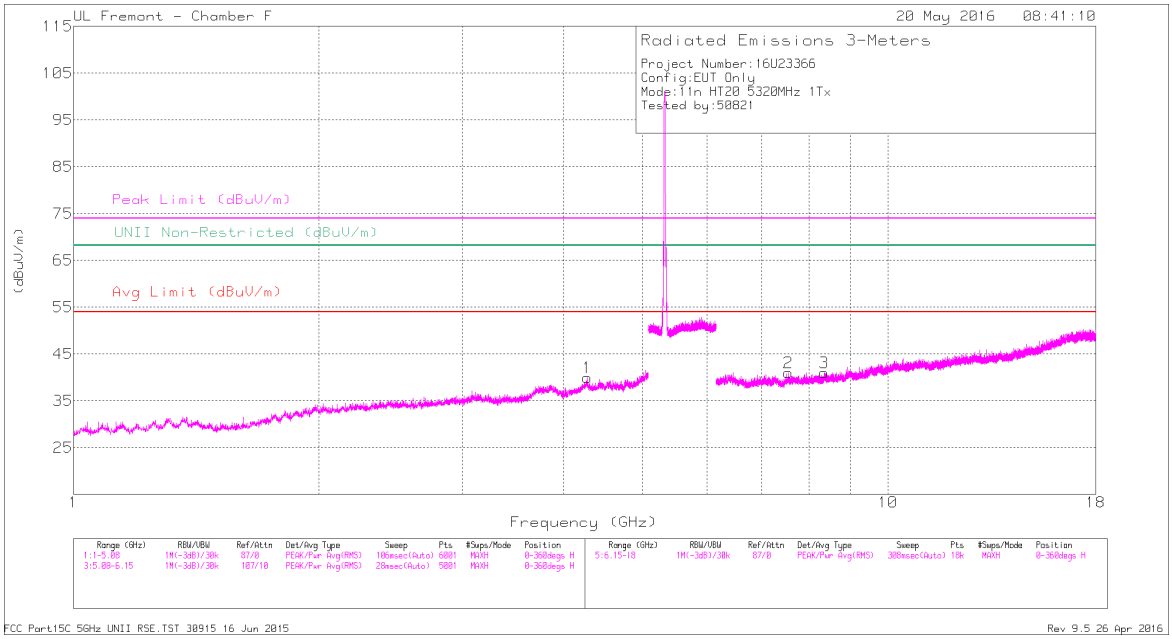

HIGH CHANNEL VERTICAL PLOT

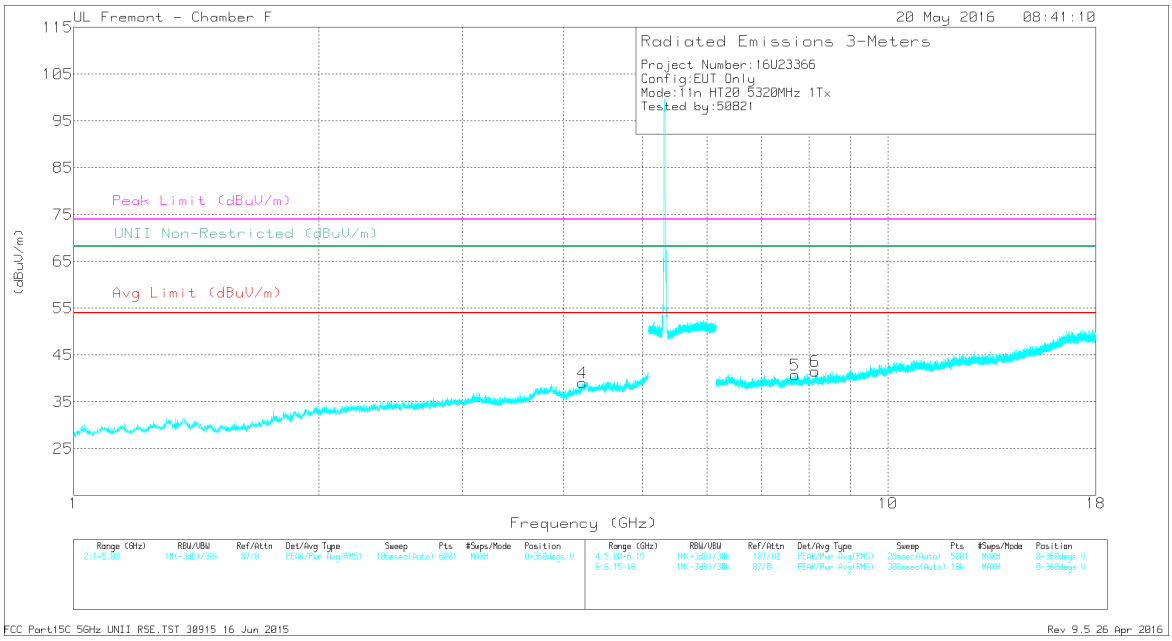

This report shall not be reproduced except in full, without the written approval of UL Verification Services Inc.

DATA

Marker	Frequency (GHz)	Meter Reading (dBuV)	Det	AF T344 (dB/m)	Amp/Cbl/Fltr/Pad (dB)	Corrected Reading (dBuV/m)	Avg Limit (dBuV/m)	Margin (dB)	Peak Limit (dBuV/m)	PK Margin (dB)	UNII Non-Restricted (dBuV/m)	PK Margin (dB)	Azimuth (Degs)	Height (cm)	Polarity
1	* 4.274	37.62	PK-U	33.7	-26.6	44.72	-	-	74	-29.28	-	-	103	154	H
	* 4.274	26.55	ADR	33.7	-26.6	33.65	54	-20.35	-	-	-	-	103	154	H
4	* 4.215	37.47	PK-U	33.7	-27.7	43.47	-	-	74	-30.53	-	-	325	269	V
	* 4.212	27.87	ADR	33.7	-27.8	33.77	54	-20.23	-	-	-	-	325	269	V
2	* 7.545	35.38	PK-U	35.6	-24.6	46.38	-	-	74	-27.62	-	-	218	241	H
	* 7.545	25.75	ADR	35.6	-24.6	36.75	54	-17.25	-	-	-	-	218	241	H
3	* 8.351	35.93	PK-U	35.7	-24.6	47.03	-	-	74	-26.97	-	-	69	141	H
	* 8.353	25.76	ADR	35.7	-24.5	36.96	54	-17.04	-	-	-	-	69	141	H
5	* 7.695	36.42	PK-U	35.7	-25.7	46.42	-	-	74	-27.58	-	-	312	269	V
	* 7.695	26.02	ADR	35.7	-25.7	36.02	54	-17.98	-	-	-	-	312	269	V
6	* 8.147	35.49	PK-U	35.7	-24.2	46.99	-	-	74	-27.01	-	-	202	126	V
	* 8.147	24.75	ADR	35.7	-24.2	36.25	54	-17.75	-	-	-	-	202	126	V

* - indicates frequency in CFR47 Pt 15 / IC RSS-Restricted Band
PK-U - U-NII: Maximum Peak
ADR - U-NII AD primary method, RMS average

This report shall not be reproduced except in full, without the written approval of UL Verification Services Inc.

RESTRICTED BANDEDGE, CHAIN 1 (HIGH CHANNEL)

HIGH CHANNEL HORIZONTAL PLOT

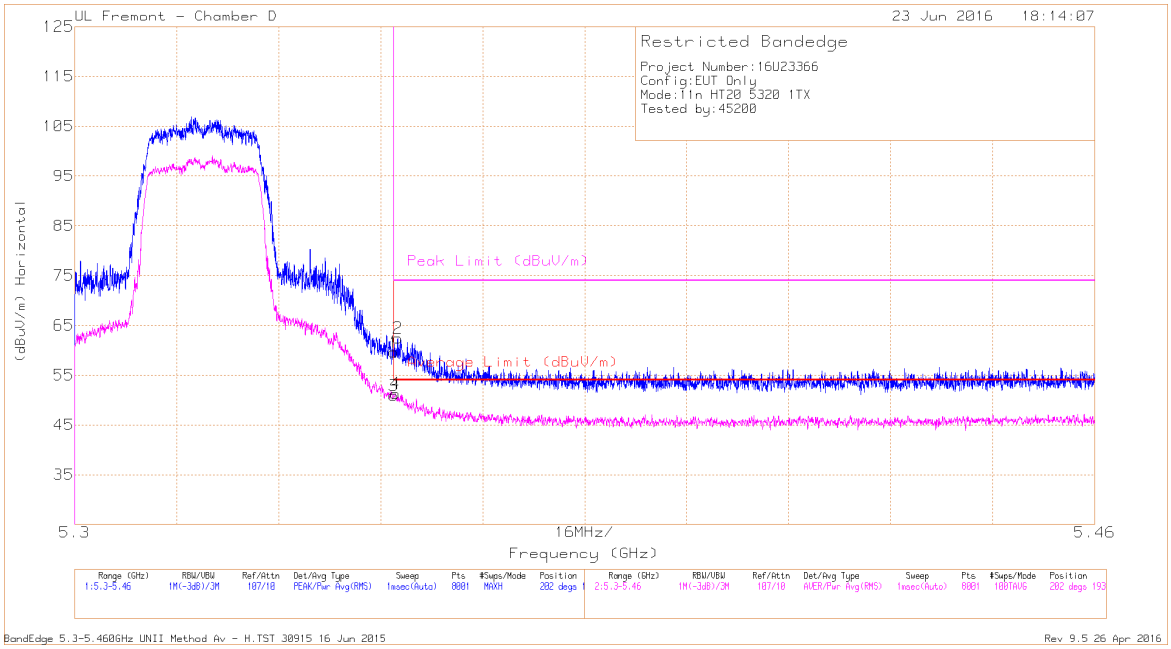

DATA

Marker	Frequency (GHz)	Meter Reading (dBuV)	Det	AF T712 (dB/m)	Amp/Cbl/Fltr/Pad (dB)	Corrected Reading (dBuV/m)	Average Limit (dBuV/m)	Margin (dB)	Peak Limit (dBuV/m)	PK Margin (dB)	Azimuth (Degs)	Height (cm)	Polarity
1	* 5.35	43.53	Pk	34.3	-18.2	59.63	-	-	74	-14.37	202	193	H
3	* 5.35	34.83	RMS	34.3	-18.2	50.93	54	-3.07	-	-	202	193	H
4	* 5.35	35.23	RMS	34.3	-18.2	51.33	54	-2.67	-	-	202	193	H
2	* 5.351	46.34	Pk	34.3	-18.2	62.44	-	-	74	-11.56	202	193	H

* - indicates frequency in CFR47 Pt 15 / IC RSS-Restricted Band
Pk - Peak detector
RMS - RMS detection

This report shall not be reproduced except in full, without the written approval of UL Verification Services Inc.

HIGH CHANNEL VERTICAL PLOT

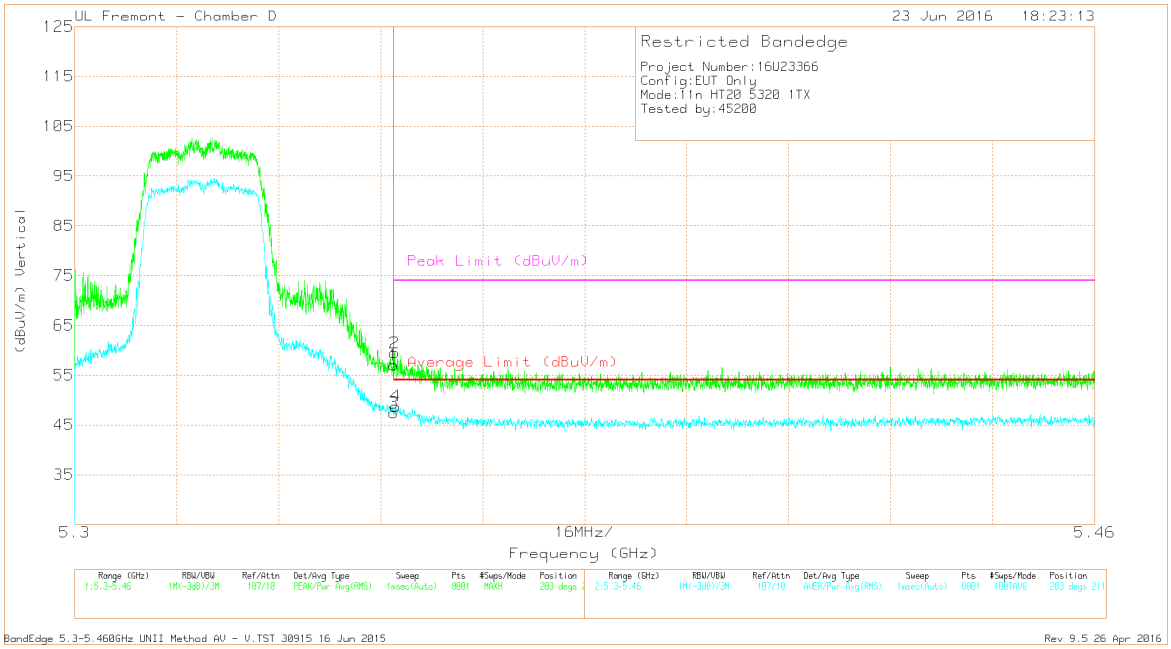

DATA

Marker	Frequency (GHz)	Meter Reading (dBuV)	Det	AF T712 (dB/m)	Amp/Cbl/Fltr/Pad (dB)	Corrected Reading (dBuV/m)	Average Limit (dBuV/m)	Margin (dB)	Peak Limit (dBuV/m)	PK Margin (dB)	Azimuth (Degs)	Height (cm)	Polarity
1	* 5.35	40.95	Pk	34.3	-18.2	57.05	-	-	74	-16.95	203	211	V
2	* 5.35	43.36	Pk	34.3	-18.2	59.46	-	-	74	-14.54	203	211	V
3	* 5.35	31.34	RMS	34.3	-18.2	47.44	54	-6.56	-	-	203	211	V
4	* 5.35	32.7	RMS	34.3	-18.2	48.8	54	-5.2	-	-	203	211	V

* - indicates frequency in CFR47 Pt 15 / IC RSS-Restricted Band
Pk - Peak detector
RMS - RMS detection

This report shall not be reproduced except in full, without the written approval of UL Verification Services Inc.

LOW CHANNEL HARMONICS AND SPURIOUS EMISSIONS

LOW CHANNEL HORIZONTAL PLOT

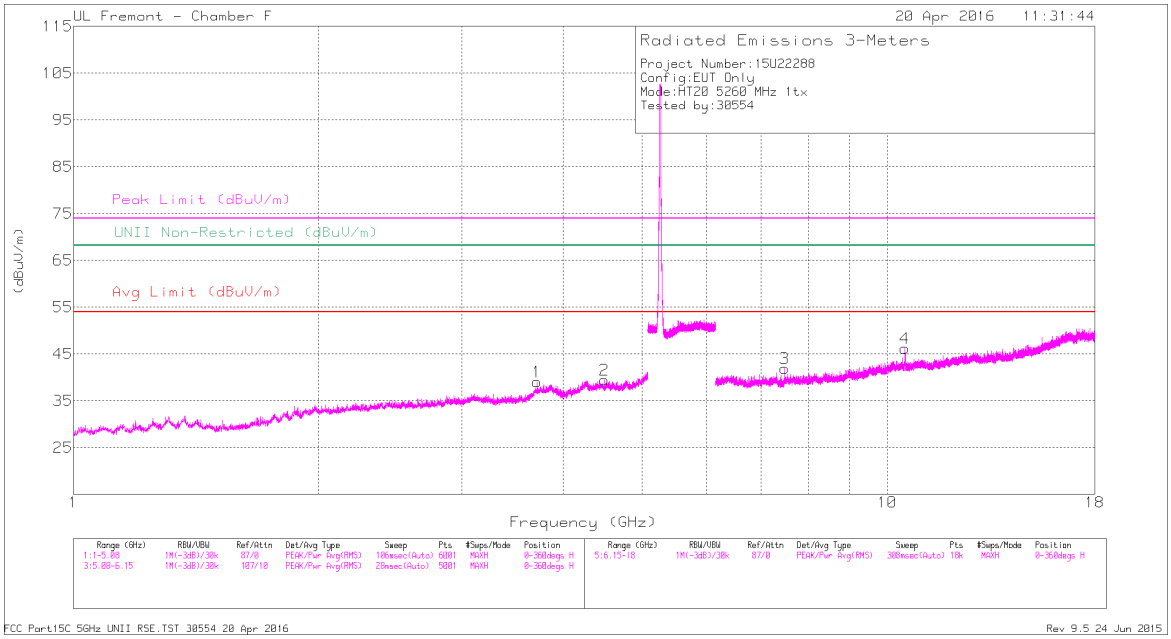

LOW CHANNEL VERTICAL PLOT

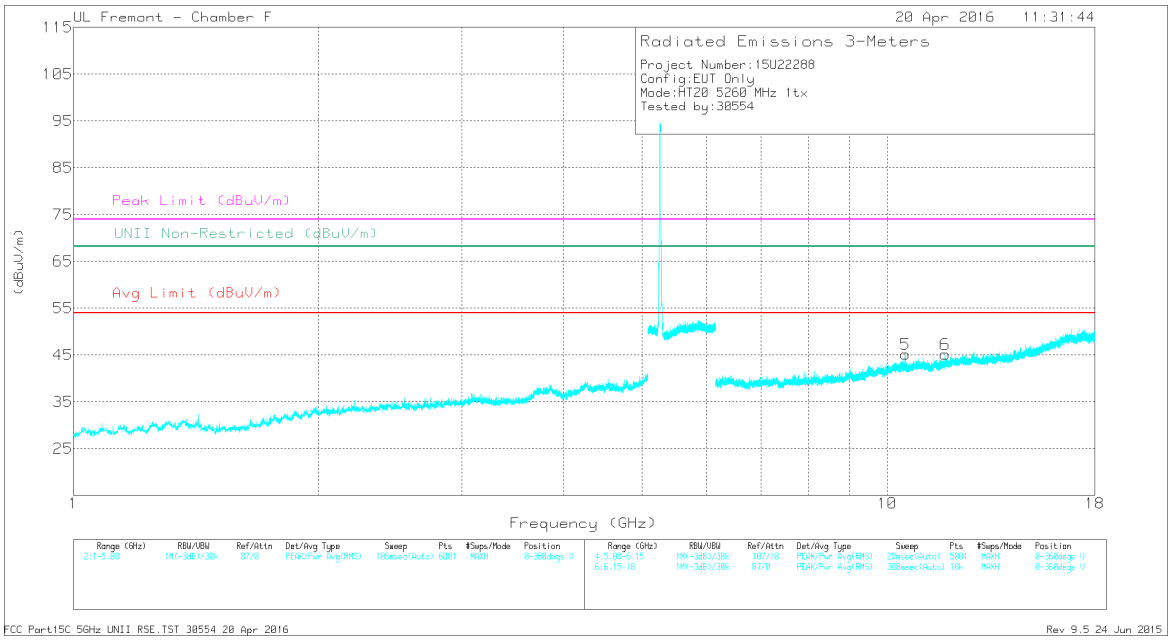

This report shall not be reproduced except in full, without the written approval of UL Verification Services Inc.

DATA

Markers	Frequency (GHz)	Meter Reading (dBuV)	Det	AF T344 (dB/m)	Amp/Cbl/Fltr/Pad (dB)	Corrected Reading (dBuV/m)	Avg Limit (dBuV/m)	Margin (dB)	Peak Limit (dBuV/m)	PK Margin (dB)	UNII Non-Restricted (dBuV/m)	PK Margin (dB)	Azimuth (Degs)	Height (cm)	Polarity
1	* 3.712	39.22	PK-U	33.4	-29	43.62	-	-	74	-30.38	-	-	146	102	H
	* 3.712	27.53	ADR	33.4	-29	31.93	54	-22.07	-	-	-	-	146	102	H
2	4.494	38.05	PK-U	34	-27.2	44.85	-	-	-	-	68.2	-23.35	146	102	H
3	10.519	41.48	PK-U	37.5	-21.9	57.08	-	-	-	-	68.2	-11.12	172	230	H
4	* 7.481	37.25	PK-U	35.6	-25.5	47.35	-	-	74	-26.65	-	-	172	230	H
5	10.523	42.97	PK-U	37.5	-21.9	58.57	-	-	-	-	68.2	-9.63	146	102	V
6	* 11.787	34.95	PK-U	38.4	-22.2	51.15	-	-	74	-22.85	-	-	146	102	V

* - indicates frequency in CFR15.205/IC7.2.2 Restricted Band

PK-U - U-NII: Maximum Peak

ADR - U-NII AD primary method, RMS average

UL VERIFICATION SERVICES INC. FORM NO: CCSUP4701J
47173 BENICIA STREET, FREMONT, CA 94538, USA TEL: (510) 771-1000 FAX: (510) 661-0888
This report shall not be reproduced except in full, without the written approval of UL Verification Services Inc.

MID CHANNEL 56 HARMONICS AND SPURIOUS EMISSIONS

MID CHANNEL HORIZONTAL PLOT

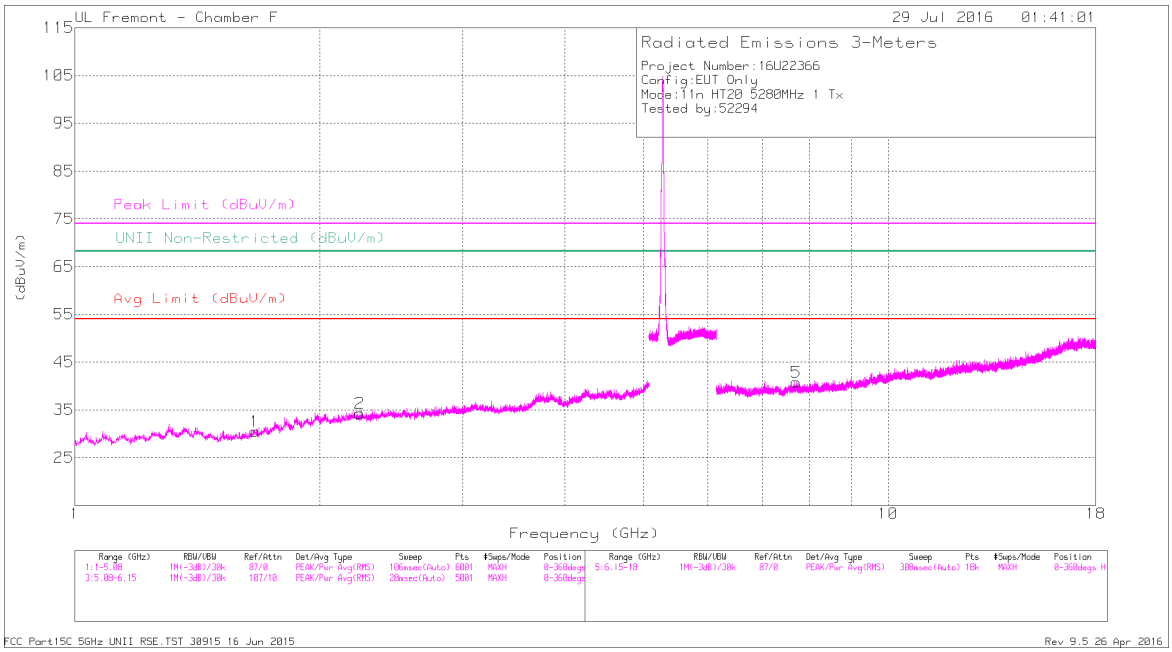

MID CHANNEL VERTICAL PLOT

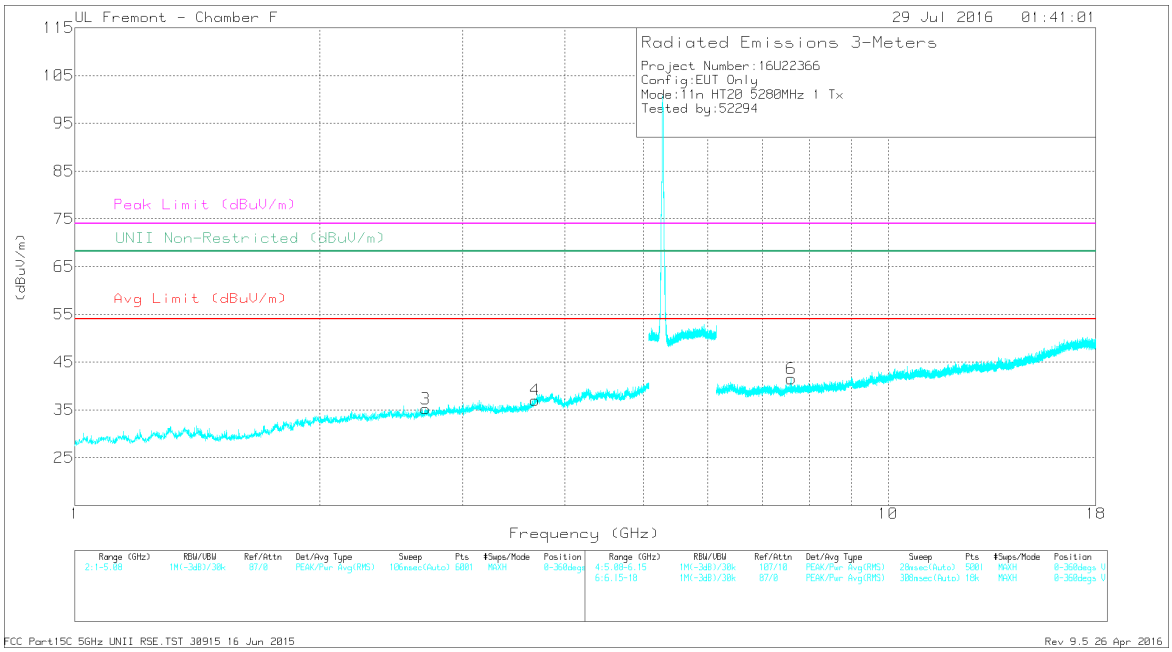

This report shall not be reproduced except in full, without the written approval of UL Verification Services Inc.

DATA

Marker	Frequency (GHz)	Meter Reading (dBuV)	Det	AF T344 (dB/m)	Amp/Cbl/Fltr/Pad (dB)	Corrected Reading (dBuV/m)	Avg Limit (dBuV/m)	Margin (dB)	Peak Limit (dBuV/m)	PK Margin (dB)	UNII Non-Restricted (dBuV/m)	PK Margin (dB)	Azimuth (Degs)	Height (cm)	Polarity
1	* 1.667	40.55	PK-U	28.8	-31.5	37.85	-	-	74	-36.15	-	-	115	147	H
	* 1.667	29.52	ADR	28.7	-31.5	26.72	54	-27.28	-	-	-	-	115	147	H
2	* 2.24	40	PK-U	31.8	-30.5	41.3	-	-	74	-32.7	-	-	163	186	H
	* 2.24	29.56	ADR	31.8	-30.5	30.86	54	-23.14	-	-	-	-	163	186	H
3	* 2.702	40.01	PK-U	32.4	-30.3	42.11	-	-	74	-31.89	-	-	110	176	V
	* 2.702	29.38	ADR	32.4	-30.3	31.48	54	-22.52	-	-	-	-	110	176	V
4	* 3.678	39.05	PK-U	33.3	-29	43.35	-	-	74	-30.65	-	-	196	250	V
	* 3.679	28.3	ADR	33.3	-29	32.6	54	-21.4	-	-	-	-	196	250	V
5	* 7.709	36.23	PK-U	35.7	-25.8	46.13	-	-	74	-27.87	-	-	180	199	H
	* 7.71	26.36	ADR	35.7	-25.9	36.16	54	-17.84	-	-	-	-	180	199	H
6	* 7.601	35.78	PK-U	35.7	-25.2	46.28	-	-	74	-27.72	-	-	240	167	V
	* 7.6	26.04	ADR	35.7	-25.2	36.54	54	-17.46	-	-	-	-	240	167	V

* - indicates frequency in CFR47 Pt 15 / IC RSS-Restricted Band
PK-U - U-NII: Maximum Peak
ADR - U-NII AD primary method, RMS average

UL VERIFICATION SERVICES INC. FORM NO: CCSUP4701J
47173 BENICIA STREET, FREMONT, CA 94538, USA TEL: (510) 771-1000 FAX: (510) 661-0888
This report shall not be reproduced except in full, without the written approval of UL Verification Services Inc.

MID CHANNEL HARMONICS AND SPURIOUS EMISSIONS

MID CHANNEL HORIZONTAL PLOT

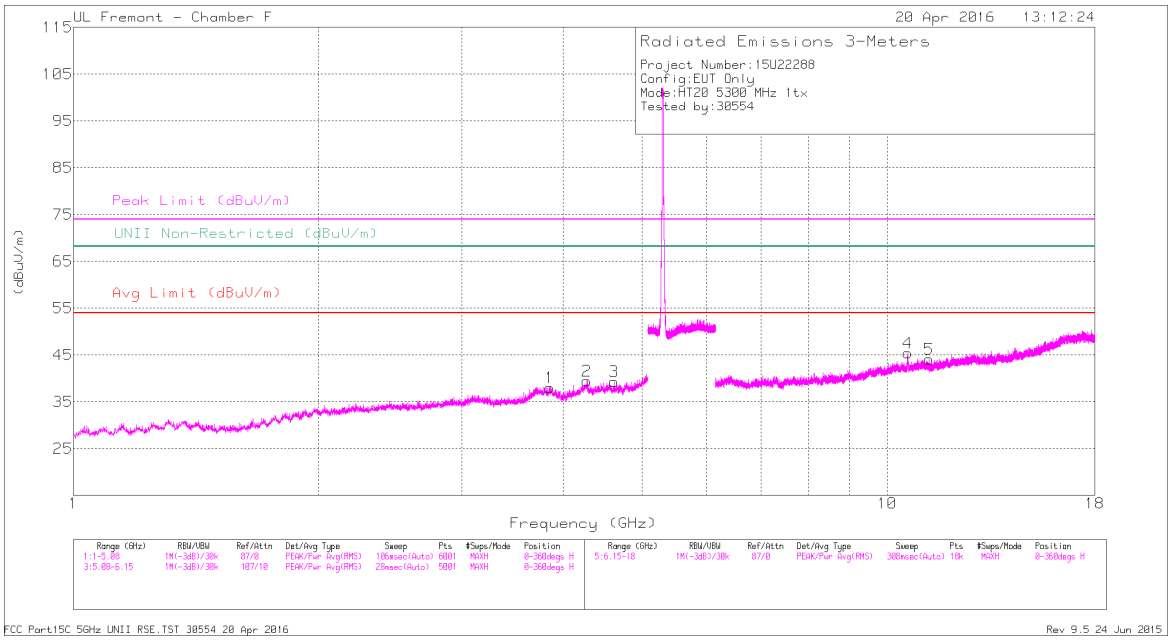

MID CHANNEL VERTICAL PLOT

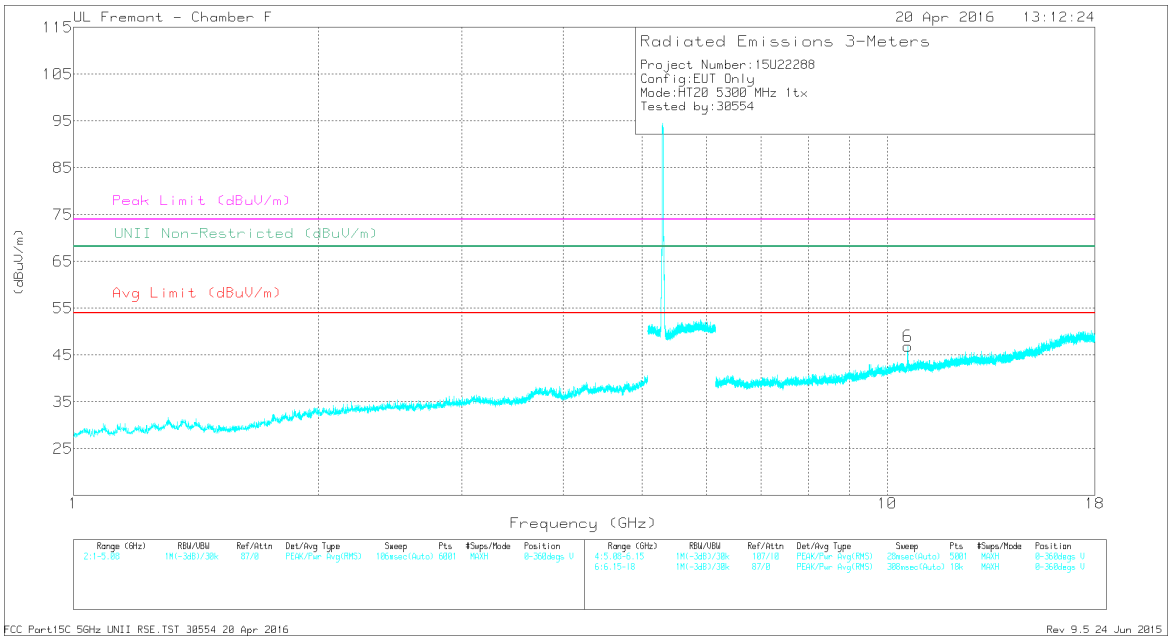

This report shall not be reproduced except in full, without the written approval of UL Verification Services Inc.

DATA

Markers	Frequency (GHz)	Meter Reading (dBuV)	Det	AF T344 (dB/m)	Amp/Cbl/Fltr/Pad (dB)	Corrected Reading (dBuV/m)	Avg Limit (dBuV/m)	Margin (dB)	Peak Limit (dBuV/m)	PK Margin (dB)	UNII Non-Restricted (dBuV/m)	PK Margin (dB)	Azimuth (Degs)	Height (cm)	Polarity
1	* 4.623	38.82	PK-U	34.1	-27.4	45.52	-	-	74	-28.48	-	-	143	103	H
	* 4.622	26.7	ADR	34.1	-27.4	33.4	54	-20.6	-	-	-	-	143	103	H
2	* 4.272	38.37	PK-U	33.7	-26.6	45.47	-	-	74	-28.53	-	-	143	103	H
	* 4.272	26.58	ADR	33.7	-26.6	33.68	54	-20.32	-	-	-	-	143	103	H
3	* 3.85	39.52	PK-U	33.4	-28.5	44.42	-	-	74	-29.58	-	-	143	103	H
	* 3.85	27.63	ADR	33.4	-28.5	32.53	54	-21.47	-	-	-	-	143	103	H
4	* 10.6	41.61	PK-U	37.6	-21.9	57.31	-	-	74	-16.69	-	-	167	182	H
	* 10.6	26.51	ADR	37.6	-21.9	42.21	54	-11.79	-	-	-	-	167	182	H
5	* 11.27	34.94	PK-U	38	-22.2	50.74	-	-	74	-23.26	-	-	143	103	H
	* 11.269	23.34	ADR	38	-22.2	39.14	54	-14.86	-	-	-	-	143	103	H
6	10.598	40.85	PK-U	37.6	-21.9	56.55	-	-	-	-	68.2	-11.65	143	103	V

* - indicates frequency in CFR15.205/IC7.2.2 Restricted Band

PK-U - U-NII: Maximum Peak

ADR - U-NII AD primary method, RMS average

UL VERIFICATION SERVICES INC. FORM NO: CCSUP4701J
47173 BENICIA STREET, FREMONT, CA 94538, USA TEL: (510) 771-1000 FAX: (510) 661-0888
This report shall not be reproduced except in full, without the written approval of UL Verification Services Inc.

HIGH CHANNEL HARMONICS AND SPURIOUS EMISSIONS

HIGH CHANNEL HORIZONTAL PLOT

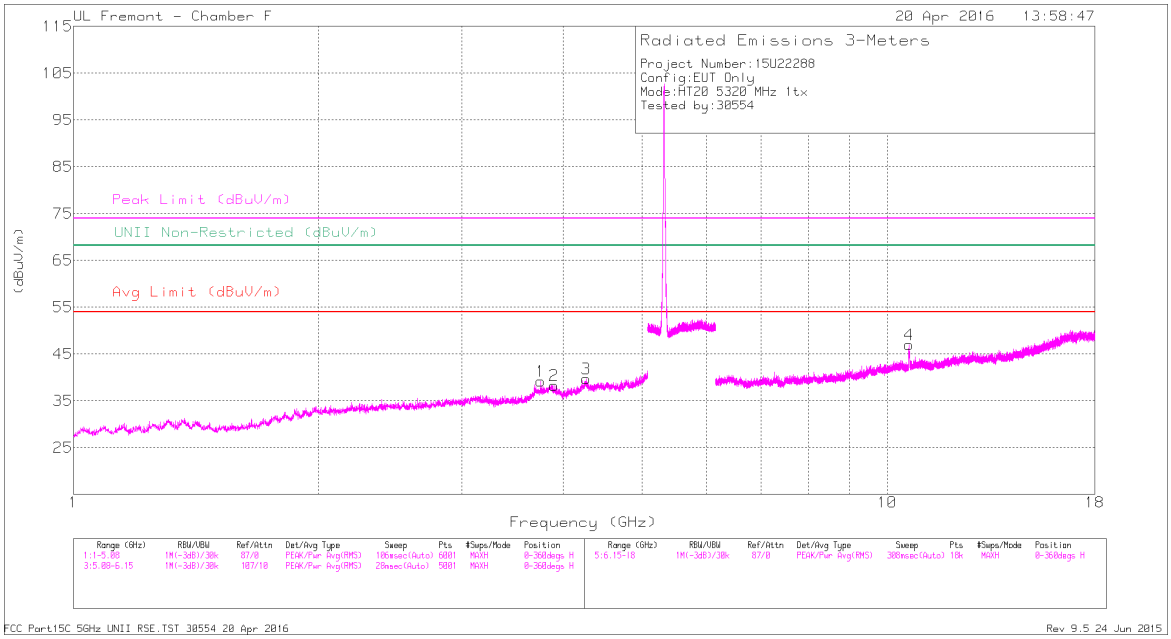

HIGH CHANNEL VERTICAL PLOT

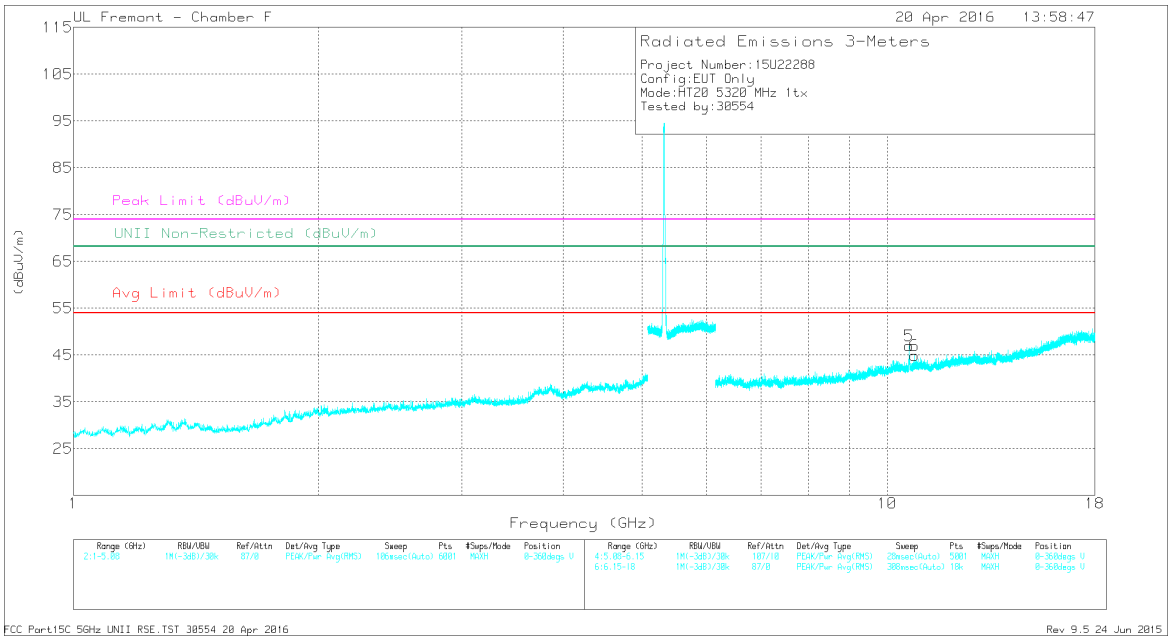

This report shall not be reproduced except in full, without the written approval of UL Verification Services Inc.

DATA

Markers	Frequency (GHz)	Meter Reading (dBuV)	Det	AF T344 (dB/m)	Amp/Cbl/Fltr/Pad (dB)	Corrected Reading (dBuV/m)	Avg Limit (dBuV/m)	Margin (dB)	Peak Limit (dBuV/m)	PK Margin (dB)	UNII Non-Restricted (dBuV/m)	PK Margin (dB)	Azimuth (Degs)	Height (cm)	Polarity
1	* 3.75	40.06	PK-U	33.4	-29.2	44.26	-	-	74	-29.74	-	-	147	222	H
	* 3.75	27.82	ADR	33.4	-29.2	32.02	54	-21.98	-	-	-	-	147	222	H
2	* 3.899	39.69	PK-U	33.5	-29.1	44.09	-	-	74	-29.91	-	-	147	222	H
	* 3.9	27.98	ADR	33.5	-29.1	32.38	54	-21.62	-	-	-	-	147	222	H
3	* 4.267	38.03	PK-U	33.7	-26.5	45.23	-	-	74	-28.77	-	-	147	222	H
	* 4.268	26.46	ADR	33.7	-26.5	33.66	54	-20.34	-	-	-	-	147	222	H
4	* 10.635	41.87	PK-U	37.6	-21.9	57.57	-	-	74	-16.43	-	-	167	226	H
	* 10.64	27.99	ADR	37.6	-21.8	43.79	54	-10.21	-	-	-	-	167	226	H
5	* 10.642	41.44	PK-U	37.6	-21.8	57.24	-	-	74	-16.76	-	-	147	222	V
	* 10.64	27.25	ADR	37.6	-21.8	43.05	54	-10.95	-	-	-	-	147	222	V
6	* 10.801	35.06	PK-U	37.8	-21.8	51.06	-	-	74	-22.94	-	-	147	222	V
	* 10.803	23.04	ADR	37.8	-21.8	39.04	54	-14.96	-	-	-	-	147	222	V

* - indicates frequency in CFR15.205/IC7.2.2 Restricted Band

PK-U - U-NII: Maximum Peak

ADR - U-NII AD primary method, RMS average

UL VERIFICATION SERVICES INC. FORM NO: CCSUP4701J
47173 BENICIA STREET, FREMONT, CA 94538, USA TEL: (510) 771-1000 FAX: (510) 661-0888
This report shall not be reproduced except in full, without the written approval of UL Verification Services Inc.

9.9. 802.11n HT20 2Tx CDD MODE IN THE 5.3 GHz BAND

RESTRICTED BANDEDGE (HIGH CHANNEL)

HIGH CHANNEL HORIZONTAL PLOT

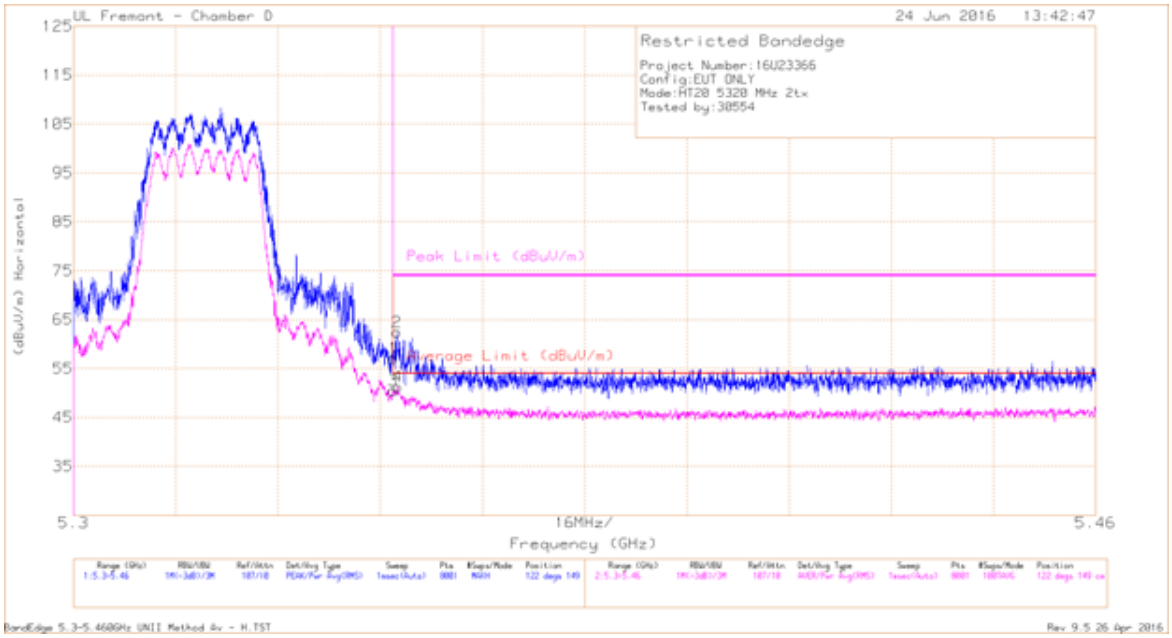

DATA

Marker	Frequency (GHz)	Meter Reading (dBuV)	Det	AF T712 (dB/m)	Amp/Cbl/Fltr/Pad (dB)	Corrected Reading (dBuV/m)	Average Limit (dBuV/m)	Margin (dB)	Peak Limit (dBuV/m)	PK Margin (dB)	Azimuth (Degs)	Height (cm)	Polarity
1	* 5.35	41.03	Pk	34.3	-18.2	57.13	-	-	74	-16.87	122	149	H
3	* 5.35	34.38	RMS	34.3	-18.2	50.48	54	-3.52	-	-	122	149	H
2	* 5.351	46.36	Pk	34.3	-18.2	62.46	-	-	74	-11.54	122	149	H
4	* 5.351	35.17	RMS	34.3	-18.2	51.27	54	-2.73	-	-	122	149	H

* - indicates frequency in CFR47 Pt 15 / IC RSS-Restricted Band
Pk - Peak detector
RMS - RMS detection

This report shall not be reproduced except in full, without the written approval of UL Verification Services Inc.

HIGH CHANNEL VERTICAL PLOT

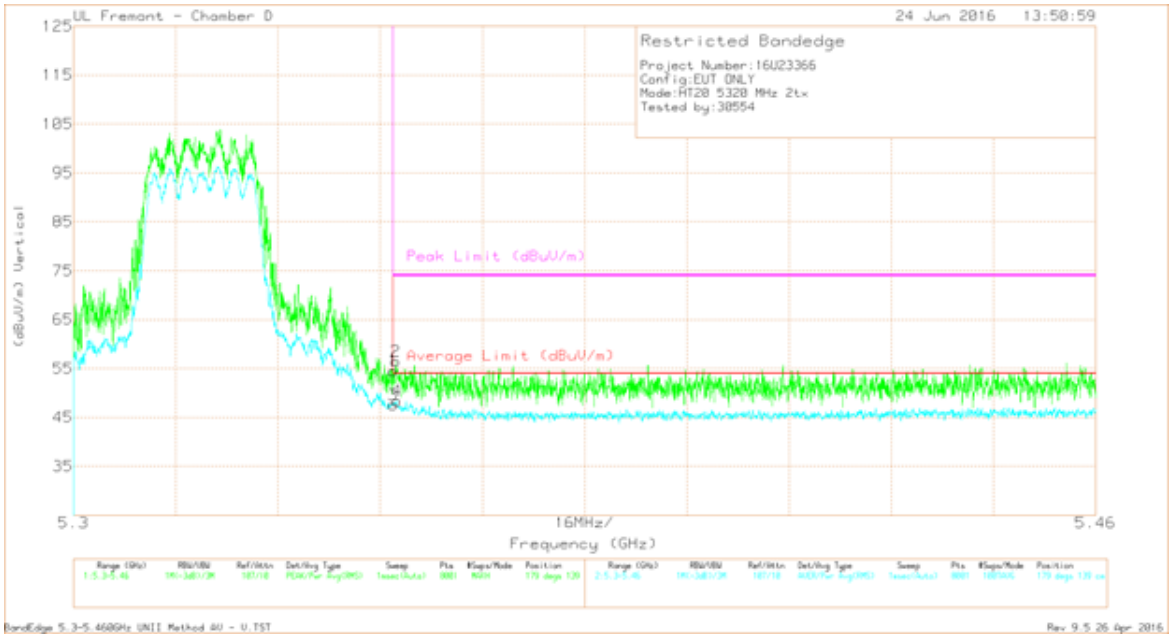

DATA

Marker	Frequency (GHz)	Meter Reading (dBuV)	Det	AF T712 (dB/m)	Amp/Cbl/Fltr/Pad (dB)	Corrected Reading (dBuV/m)	Average Limit (dBuV/m)	Margin (dB)	Peak Limit (dBuV/m)	PK Margin (dB)	Azimuth (Degs)	Height (cm)	Polarity
1	* 5.35	38.46	Pk	34.3	-18.2	54.56	-	-	74	-19.44	179	139	V
2	* 5.35	40.43	Pk	34.3	-18.2	56.53	-	-	74	-17.47	179	139	V
3	* 5.35	31.44	RMS	34.3	-18.2	47.54	54	-6.46	-	-	179	139	V
4	* 5.351	32.27	RMS	34.3	-18.2	48.37	54	-5.63	-	-	179	139	V

* - indicates frequency in CFR47 Pt 15 / IC RSS-Restricted Band
Pk - Peak detector
RMS - RMS detection

This report shall not be reproduced except in full, without the written approval of UL Verification Services Inc.

LOW CHANNEL HARMONICS AND SPURIOUS EMISSIONS

LOW CHANNEL HORIZONTAL PLOT

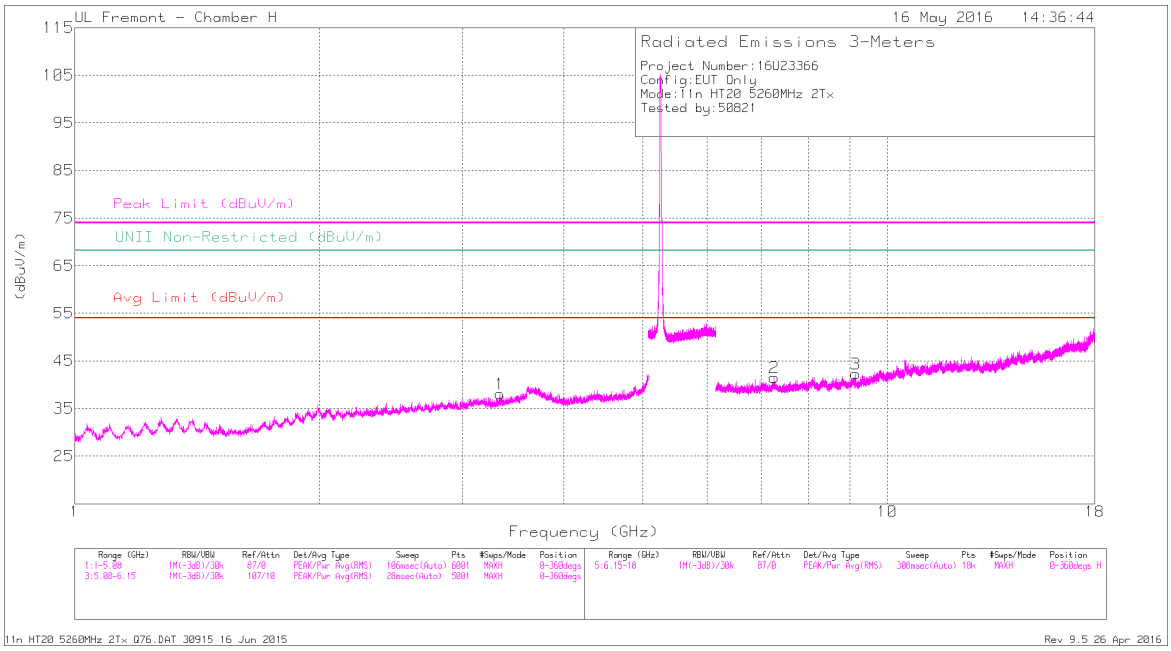

LOW CHANNEL VERTICAL PLOT

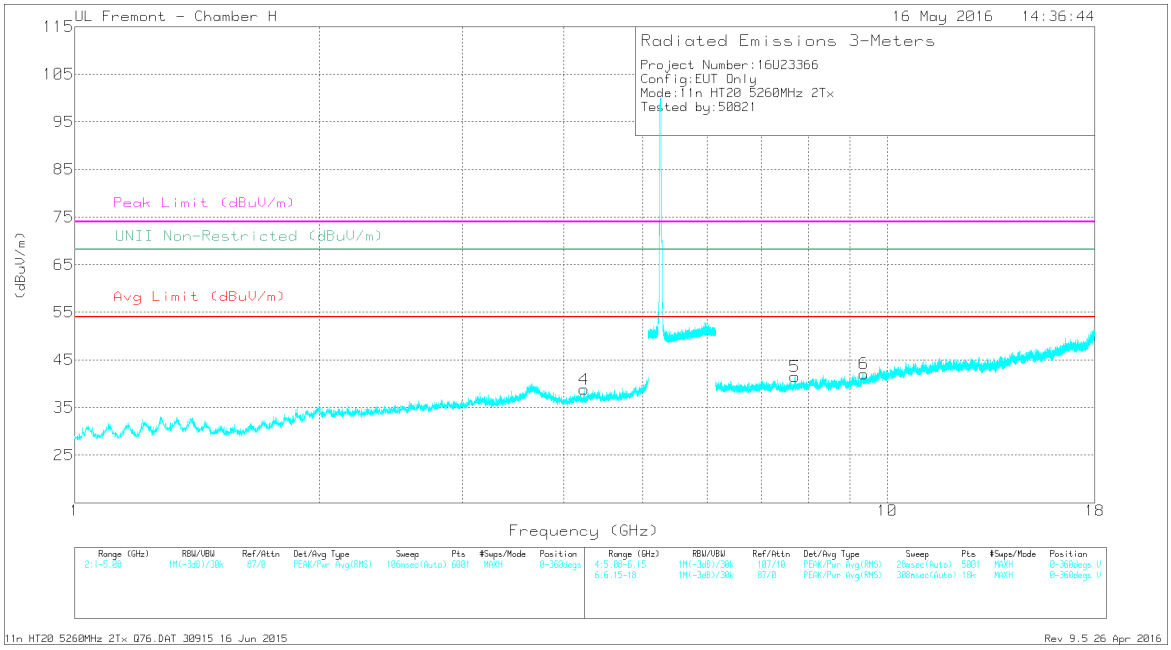

This report shall not be reproduced except in full, without the written approval of UL Verification Services Inc.

DATA

Marker	Frequency (GHz)	Meter Reading (dBuV)	Det	AF T120 (dB/m)	Amp/Cbl/Fltr/Pad (dB)	Corrected Reading (dBuV/m)	Avg Limit (dBuV/m)	Margin (dB)	Peak Limit (dBuV/m)	PK Margin (dB)	UNII Non-Restricted (dBuV/m)	PK Margin (dB)	Azimuth (Degs)	Height (cm)	Polarity
1	* 3.337	39.97	PK-U	33.3	-29	44.27	-	-	74	-29.73	-	-	320	227	H
	* 3.335	28.17	ADR	33.3	-29	32.47	54	-21.53	-	-	-	-	320	227	H
4	* 4.235	38.72	PK-U	33.4	-28.5	43.62	-	-	74	-30.38	-	-	5	348	V
	* 4.234	28.24	ADR	33.4	-28.5	33.14	54	-20.86	-	-	-	-	5	348	V
2	* 7.257	36.27	PK-U	35.7	-24.2	47.77	-	-	74	-26.23	-	-	224	219	H
	* 7.259	25.25	ADR	35.7	-24.2	36.75	54	-17.25	-	-	-	-	224	219	H
3	* 9.143	35.94	PK-U	36.3	-23.6	48.64	-	-	74	-25.36	-	-	142	145	H
	* 9.142	24.04	ADR	36.3	-23.6	36.74	54	-17.26	-	-	-	-	142	145	H
5	* 7.697	36.07	PK-U	35.8	-24.7	47.17	-	-	74	-26.83	-	-	0	100	V
	* 7.696	25.69	ADR	35.8	-24.7	36.79	54	-17.21	-	-	-	-	0	100	V
6	* 9.362	36.16	PK-U	36.7	-23.7	49.16	-	-	74	-24.84	-	-	73	224	V
	* 9.359	24.52	ADR	36.7	-23.7	37.52	54	-16.48	-	-	-	-	73	224	V

* - indicates frequency in CFR47 Pt 15 / IC RSS-Restricted Band
PK-U - U-NII: Maximum Peak
ADR - U-NII AD primary method, RMS average

This report shall not be reproduced except in full, without the written approval of UL Verification Services Inc.

MID CHANNEL HARMONICS AND SPURIOUS EMISSIONS

MID CHANNEL HORIZONTAL PLOT

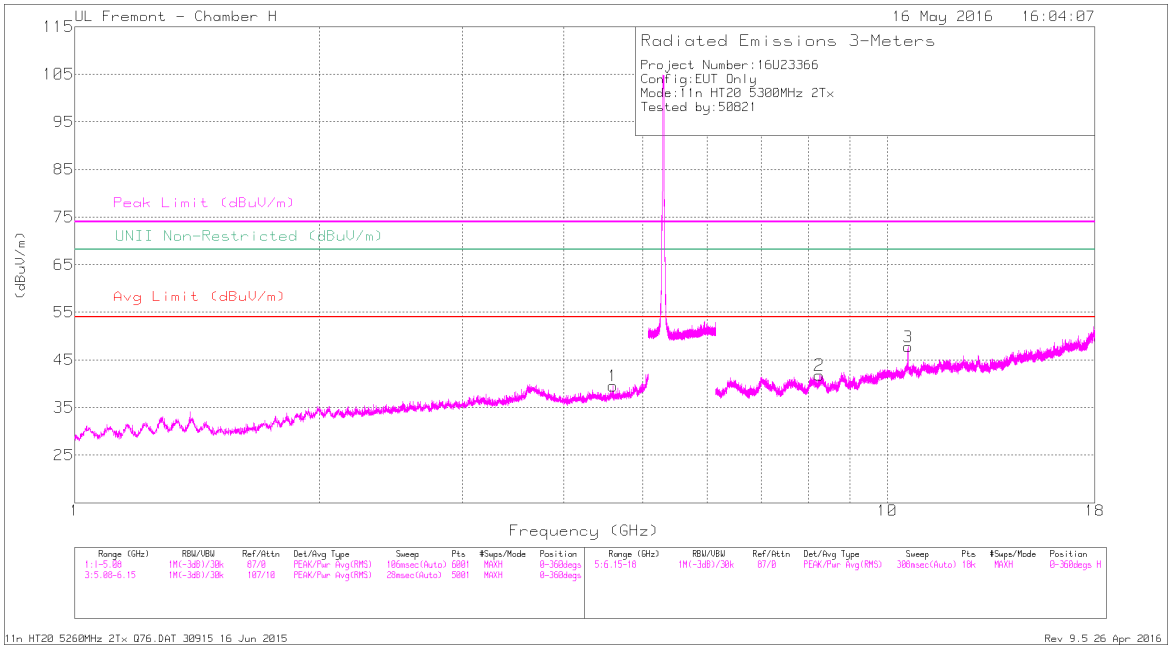

MID CHANNEL VERTICAL PLOT

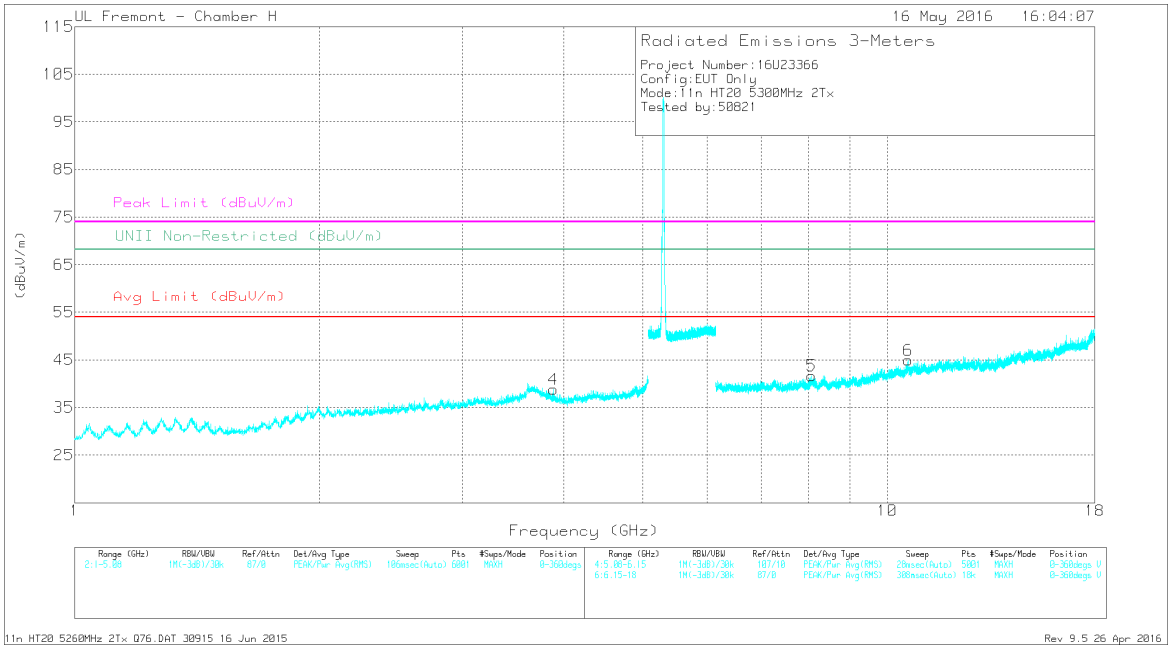

UL VERIFICATION SERVICES INC. FORM NO: CCSUP4701J
47173 BENICIA STREET, FREMONT, CA 94538, USA TEL: (510) 771-1000 FAX: (510) 661-0888
This report shall not be reproduced except in full, without the written approval of UL Verification Services Inc.

DATA

Marker	Frequency (GHz)	Meter Reading (dBuV)	Det	AF T120 (dB/m)	Amp/Cbl/Fltr/Pad (dB)	Corrected Reading (dBuV/m)	Avg Limit (dBuV/m)	Margin (dB)	Peak Limit (dBuV/m)	PK Margin (dB)	UNII Non-Restricted (dBuV/m)	PK Margin (dB)	Azimuth (Degs)	Height (cm)	Polarity
1	* 4.597	38.76	PK-U	34	-27.7	45.06	-	-	74	-28.94	-	-	156	151	H
	* 4.596	27.02	ADR	34	-27.7	33.32	54	-20.68	-	-	-	-	156	151	H
4	* 3.884	40.02	PK-U	33.7	-28.6	45.12	-	-	74	-28.88	-	-	186	188	V
	* 3.885	27.99	ADR	33.6	-28.6	32.99	54	-21.01	-	-	-	-	186	188	V
2	* 8.245	37.57	PK-U	35.8	-24.8	48.57	-	-	74	-25.43	-	-	28	112	H
	* 8.245	24.74	ADR	35.8	-24.9	35.64	54	-18.36	-	-	-	-	28	112	H
3	* 10.601	39.54	PK-U	38	-21.5	56.04	-	-	74	-17.96	-	-	215	101	H
	* 10.604	26.36	ADR	38	-21.6	42.76	54	-11.24	-	-	-	-	215	101	H
5	* 8.074	35.79	PK-U	35.9	-23.9	47.79	-	-	74	-26.21	-	-	75	392	V
	* 8.073	24.17	ADR	35.9	-23.9	36.17	54	-17.83	-	-	-	-	75	392	V
6	* 10.604	36.02	PK-U	38	-21.6	52.42	-	-	74	-21.58	-	-	253	185	V
	* 10.604	23.47	ADR	38	-21.6	39.87	54	-14.13	-	-	-	-	253	185	V

* - indicates frequency in CFR47 Pt 15 / IC RSS-Restricted Band
PK-U - U-NII: Maximum Peak
ADR - U-NII AD primary method, RMS average

UL VERIFICATION SERVICES INC. FORM NO: CCSUP4701J
47173 BENICIA STREET, FREMONT, CA 94538, USA TEL: (510) 771-1000 FAX: (510) 661-0888
This report shall not be reproduced except in full, without the written approval of UL Verification Services Inc.

HIGH CHANNEL HARMONICS AND SPURIOUS EMISSIONS

HIGH CHANNEL HORIZONTAL PLOT

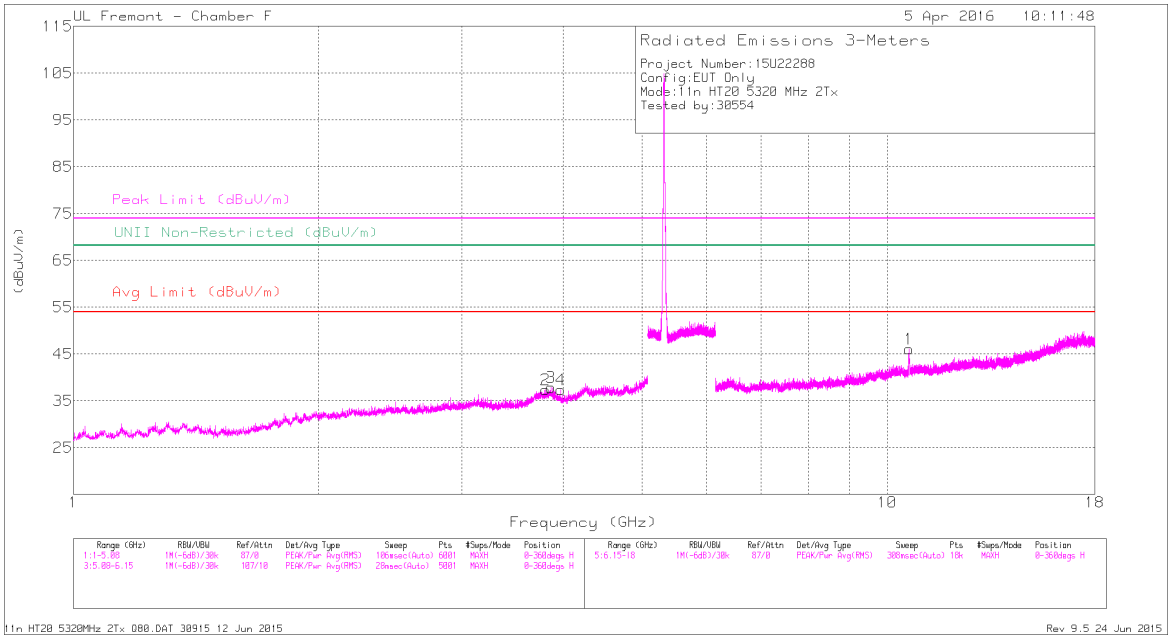

HIGH CHANNEL VERTICAL PLOT

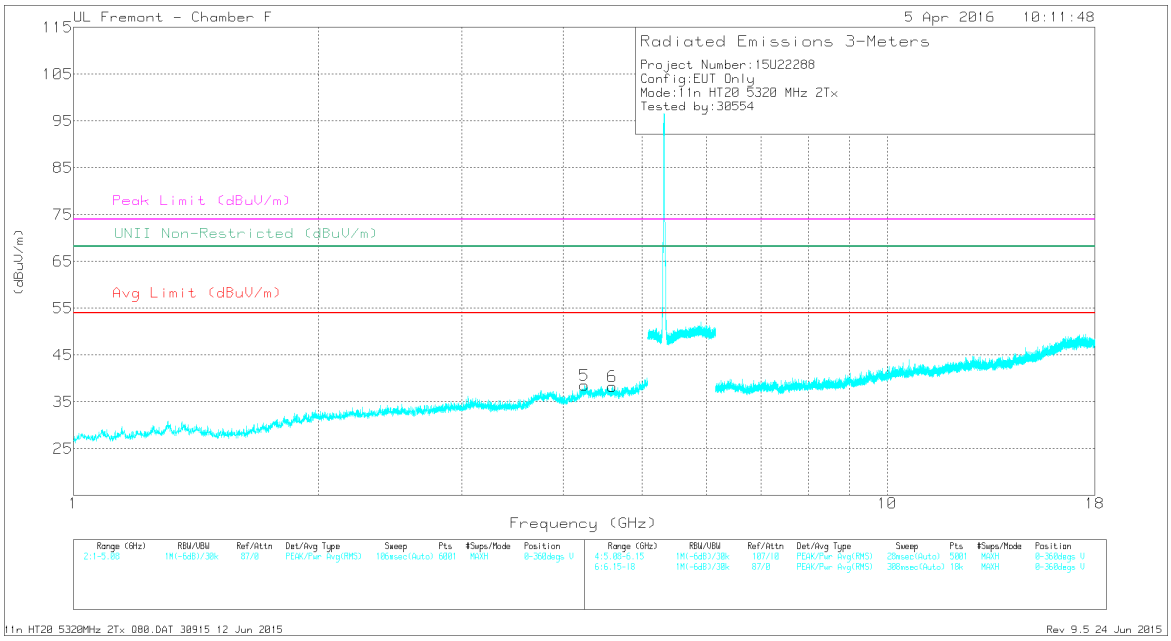

This report shall not be reproduced except in full, without the written approval of UL Verification Services Inc.

DATA

Markers	Frequency (GHz)	Meter Reading (dBuV)	Det	AF T344 (dB/m)	Amp/Cbl/Fltr/Pad (dB)	Corrected Reading (dBuV/m)	Avg Limit (dBuV/m)	Margin (dB)	Peak Limit (dBuV/m)	PK Margin (dB)	UNII Non-Restricted (dBuV/m)	PK Margin (dB)	Azimuth (Degs)	Height (cm)	Polarity
2	* 3.803	39.94	PK-U	33.4	-29.2	44.14	-	-	74	-29.86	-	-	16	101	H
	* 3.803	27.89	ADR	33.4	-29.2	32.09	54	-21.91	-	-	-	-	16	101	H
3	* 3.865	39.32	PK-U	33.4	-28.5	44.22	-	-	74	-29.78	-	-	16	101	H
	* 3.864	27.63	ADR	33.4	-28.5	32.53	54	-21.47	-	-	-	-	16	101	H
4	* 3.973	39.45	PK-U	33.4	-29	43.85	-	-	74	-30.15	-	-	16	101	H
	* 3.972	27.39	ADR	33.4	-29	31.79	54	-22.21	-	-	-	-	16	101	H
5	* 4.249	38.82	PK-U	33.7	-26.5	46.02	-	-	74	-27.98	-	-	16	101	V
	* 4.25	26.35	ADR	33.7	-26.5	33.55	54	-20.45	-	-	-	-	16	101	V
6	* 4.598	39.03	PK-U	34.1	-27.6	45.53	-	-	74	-28.47	-	-	16	101	V
	* 4.599	27.14	ADR	34.1	-27.6	33.64	54	-20.36	-	-	-	-	16	101	V
1	* 10.636	40.78	PK-U	37.6	-21.9	56.48	-	-	74	-17.52	-	-	78	186	H
	* 10.641	28.19	ADR	37.6	-21.8	43.99	54	-10.01	-	-	-	-	78	186	H

* - indicates frequency in CFR15.205/IC7.2.2 Restricted Band

PK-U - U-NII: Maximum Peak

ADR - U-NII AD primary method, RMS average

UL VERIFICATION SERVICES INC. FORM NO: CCSUP4701J
47173 BENICIA STREET, FREMONT, CA 94538, USA TEL: (510) 771-1000 FAX: (510) 661-0888
This report shall not be reproduced except in full, without the written approval of UL Verification Services Inc.

9.10. 802.11n HT40 1Tx MODE IN THE 5.3 GHz BAND

RESTRICTED BANDEDGE,CHAIN 0 (HIGH CHANNEL)

HIGH CHANNEL HORIZONTAL PLOT

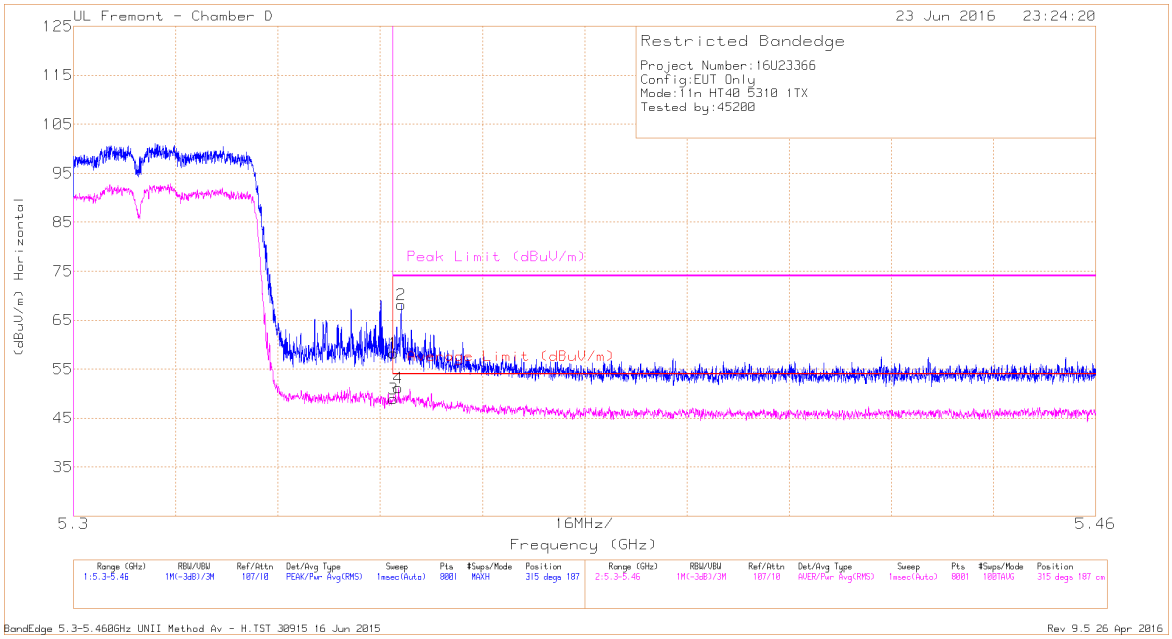

DATA

Marker	Frequency (GHz)	Meter Reading (dBuV)	Det	AF T712 (dB/m)	Amp/Cbl/Fltr/Pad (dB)	Corrected Reading (dBuV/m)	Average Limit (dBuV/m)	Margin (dB)	Peak Limit (dBuV/m)	PK Margin (dB)	Azimuth (Degs)	Height (cm)	Polarity
1	* 5.35	42.12	Pk	34.3	-18.2	58.22	-	-	74	-15.78	315	187	H
3	* 5.35	32.85	RMS	34.3	-18.2	48.95	54	-5.05	-	-	315	187	H
2	* 5.351	52.07	Pk	34.3	-18.2	68.17	-	-	74	-5.83	315	187	H
4	* 5.351	35.03	RMS	34.3	-18.2	51.13	54	-2.87	-	-	315	187	H

* - indicates frequency in CFR47 Pt 15 / IC RSS-Restricted Band
Pk - Peak detector
RMS - RMS detection

This report shall not be reproduced except in full, without the written approval of UL Verification Services Inc.

HIGH CHANNEL VERTICAL PLOT

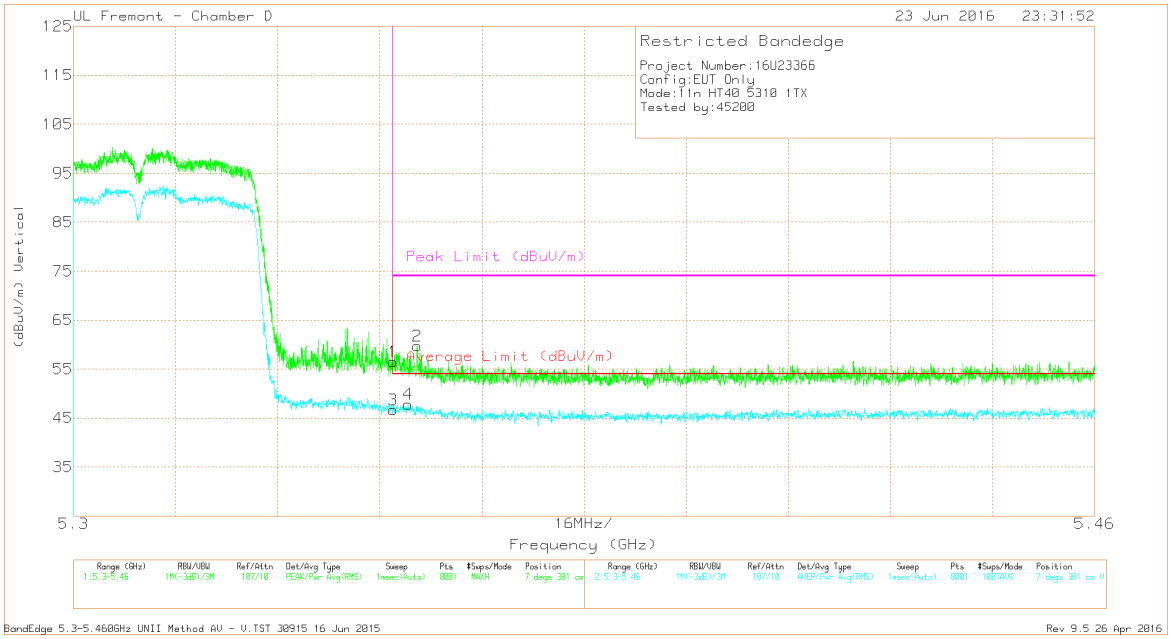

DATA

Marker	Frequency (GHz)	Meter Reading (dBuV)	Det	AF T712 (dB/m)	Amp/Cbl/Fltr/Pad (dB)	Corrected Reading (dBuV/m)	Average Limit (dBuV/m)	Margin (dB)	Peak Limit (dBuV/m)	PK Margin (dB)	Azimuth (Degs)	Height (cm)	Polarity
1	* 5.35	40.41	Pk	34.3	-18.2	56.51	-	-	74	-17.49	7	381	V
3	* 5.35	30.6	RMS	34.3	-18.2	46.7	54	-7.3	-	-	7	381	V
4	* 5.352	31.77	RMS	34.3	-18.2	47.87	54	-6.13	-	-	7	381	V
2	* 5.354	43.59	Pk	34.3	-18.2	59.69	-	-	74	-14.31	7	381	V

* - indicates frequency in CFR47 Pt 15 / IC RSS-Restricted Band
Pk - Peak detector
RMS - RMS detection

This report shall not be reproduced except in full, without the written approval of UL Verification Services Inc.

LOW CHANNEL HARMONICS AND SPURIOUS EMISSIONS

LOW CHANNEL HORIZONTAL PLOT

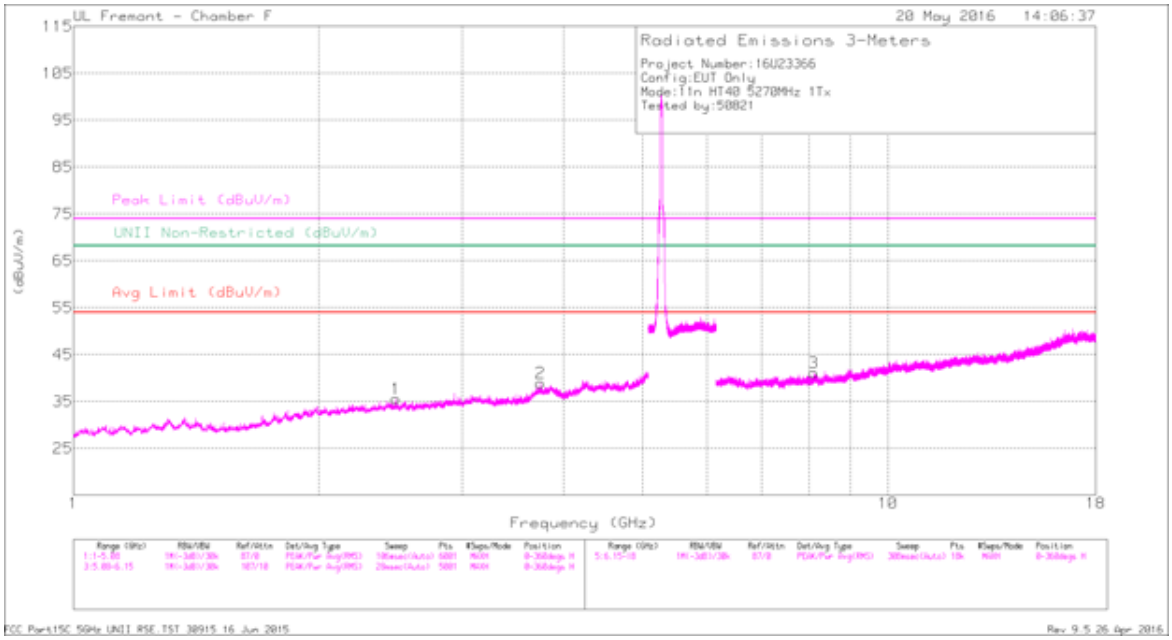

LOW CHANNEL VERTICAL PLOT

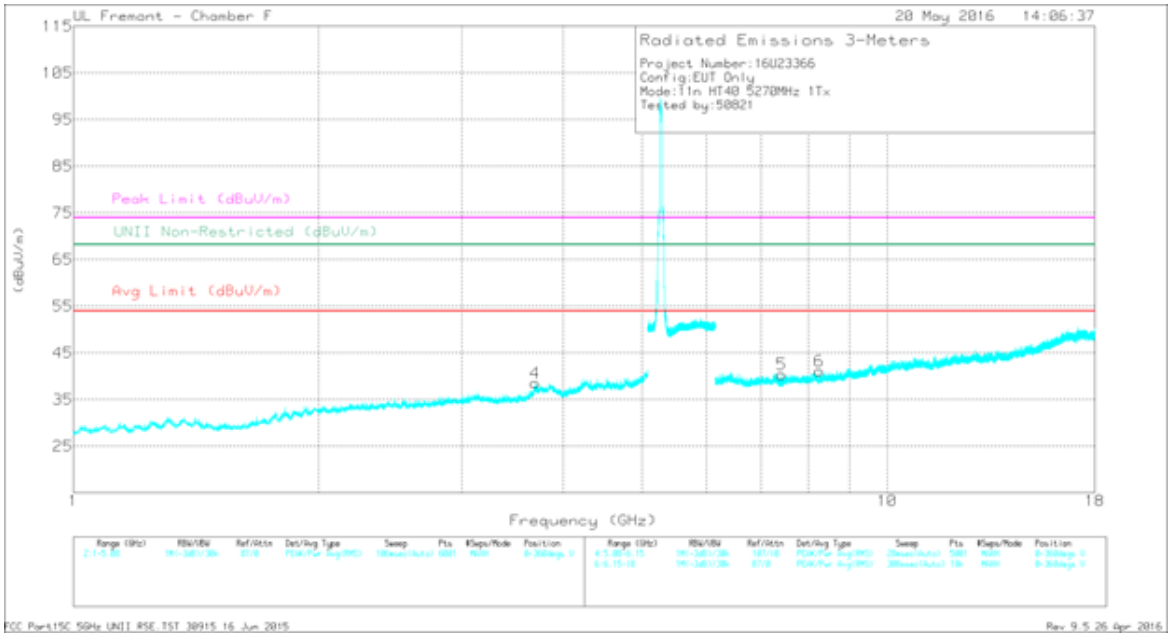

This report shall not be reproduced except in full, without the written approval of UL Verification Services Inc.

DATA

Marker	Frequency (GHz)	Meter Reading (dBuV)	Det	AF T344 (dB/m)	Amp/Cbl/Fltr/Pad (dB)	Corrected Reading (dBuV/m)	Avg Limit (dBuV/m)	Margin (dB)	Peak Limit (dBuV/m)	PK Margin (dB)	UNII Non-Restricted (dBuV/m)	PK Margin (dB)	Azimuth (Degs)	Height (cm)	Polarity
1	* 2.489	40.12	PK-U	32.3	-30.6	41.82	-	-	74	-32.18	-	-	248	100	H
	* 2.492	29.35	ADR	32.3	-30.6	31.05	54	-22.95	-	-	-	-	248	100	H
2	* 3.747	38.4	PK-U	33.4	-29.2	42.6	-	-	74	-31.4	-	-	312	155	H
	* 3.744	28.34	ADR	33.4	-29.2	32.54	54	-21.46	-	-	-	-	312	155	H
4	* 3.692	38.52	PK-U	33.3	-28.9	42.92	-	-	74	-31.08	-	-	248	100	V
	* 3.691	28.19	ADR	33.3	-28.9	32.59	54	-21.41	-	-	-	-	248	100	V
3	* 8.117	36.01	PK-U	35.7	-24.6	47.11	-	-	74	-26.89	-	-	48	128	H
	* 8.119	25.15	ADR	35.7	-24.6	36.25	54	-17.75	-	-	-	-	48	128	H
5	* 7.42	36.17	PK-U	35.6	-26.2	45.57	-	-	74	-28.43	-	-	317	208	V
	* 7.42	26.28	ADR	35.6	-26.2	35.68	54	-18.32	-	-	-	-	317	208	V
6	* 8.251	36.02	PK-U	35.7	-24.6	47.12	-	-	74	-26.88	-	-	150	268	V
	* 8.251	24.72	ADR	35.7	-24.6	35.82	54	-18.18	-	-	-	-	150	268	V

* - indicates frequency in CFR47 Pt 15 / IC RSS-Restricted Band
PK-U - U-NII: Maximum Peak
ADR - U-NII AD primary method, RMS average

This report shall not be reproduced except in full, without the written approval of UL Verification Services Inc.

HIGH CHANNEL HARMONICS AND SPURIOUS EMISSIONS

HIGH CHANNEL HORIZONTAL PLOT

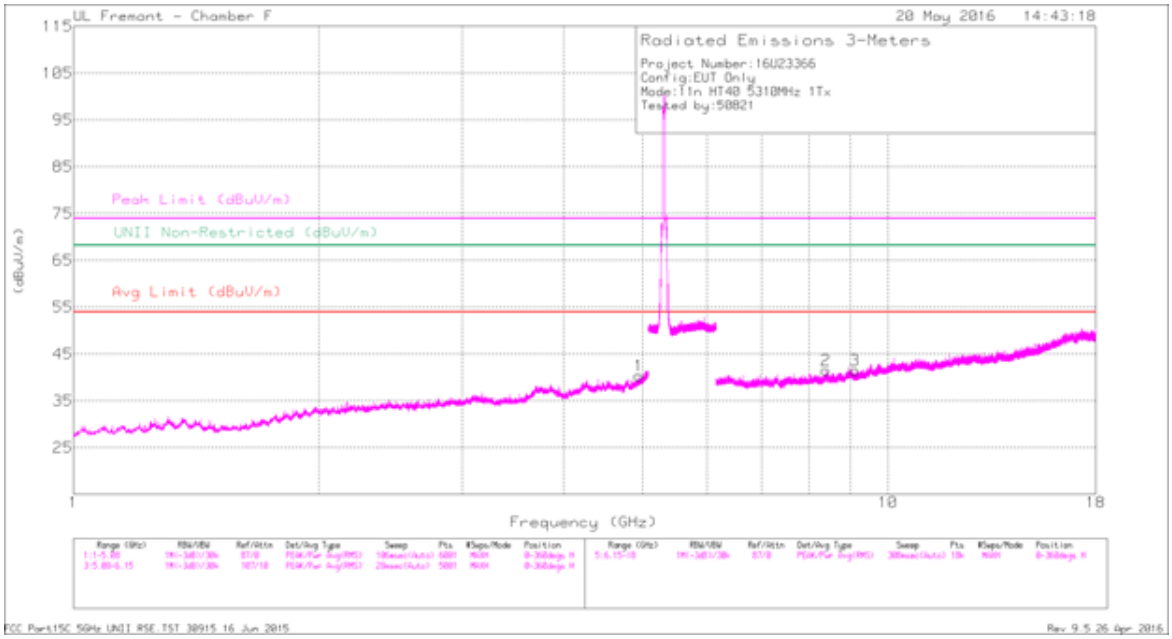

HIGH CHANNEL VERTICAL PLOT

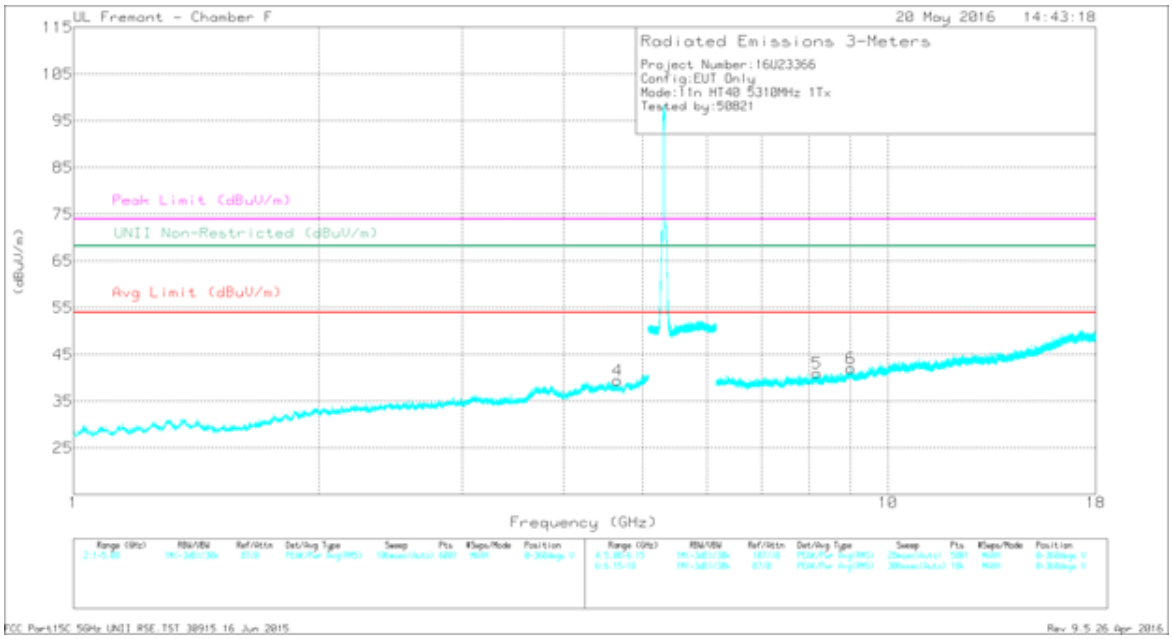

This report shall not be reproduced except in full, without the written approval of UL Verification Services Inc.

DATA

Marker	Frequency (GHz)	Meter Reading (dBuV)	Det	AF T344 (dB/m)	Amp/Cbl/Fltr/Pad (dB)	Corrected Reading (dBuV/m)	Avg Limit (dBuV/m)	Margin (dB)	Peak Limit (dBuV/m)	PK Margin (dB)	UNII Non-Restricted (dBuV/m)	PK Margin (dB)	Azimuth (Degs)	Height (cm)	Polarity
1	* 4.942	37.92	PK-U	34.1	-27.2	44.82	-	-	74	-29.18	-	-	0	100	H
	* 4.942	27.73	ADR	34.1	-27.2	34.63	54	-19.37	-	-	-	-	0	100	H
4	* 4.66	38.48	PK-U	34.1	-27.3	45.28	-	-	74	-28.72	-	-	140	173	V
	* 4.658	27.83	ADR	34.1	-27.3	34.63	54	-19.37	-	-	-	-	140	173	V
2	* 8.397	35.01	PK-U	35.7	-23.9	46.81	-	-	74	-27.19	-	-	109	400	H
	* 8.396	24.27	ADR	35.7	-23.9	36.07	54	-17.93	-	-	-	-	109	400	H
3	* 9.113	34.64	PK-U	36.2	-23.4	47.44	-	-	74	-26.56	-	-	76	171	H
	* 9.111	23.87	ADR	36.1	-23.5	36.47	54	-17.53	-	-	-	-	76	171	H
5	* 8.185	35.46	PK-U	35.8	-24.3	46.96	-	-	74	-27.04	-	-	86	144	V
	* 8.184	24.92	ADR	35.8	-24.3	36.42	54	-17.58	-	-	-	-	86	144	V
6	* 9.002	35.05	PK-U	35.9	-22.7	48.25	-	-	74	-25.75	-	-	318	202	V
	* 9.004	24.35	ADR	35.9	-22.7	37.55	54	-16.45	-	-	-	-	318	202	V

* - indicates frequency in CFR47 Pt 15 / IC RSS-Restricted Band
PK-U - U-NII: Maximum Peak
ADR - U-NII AD primary method, RMS average

UL VERIFICATION SERVICES INC. FORM NO: CCSUP4701J
47173 BENICIA STREET, FREMONT, CA 94538, USA TEL: (510) 771-1000 FAX: (510) 661-0888
This report shall not be reproduced except in full, without the written approval of UL Verification Services Inc.

RESTRICTED BANDEDGE, CHAIN 1 (HIGH CHANNEL)

HIGH CHANNEL HORIZONTAL PLOT

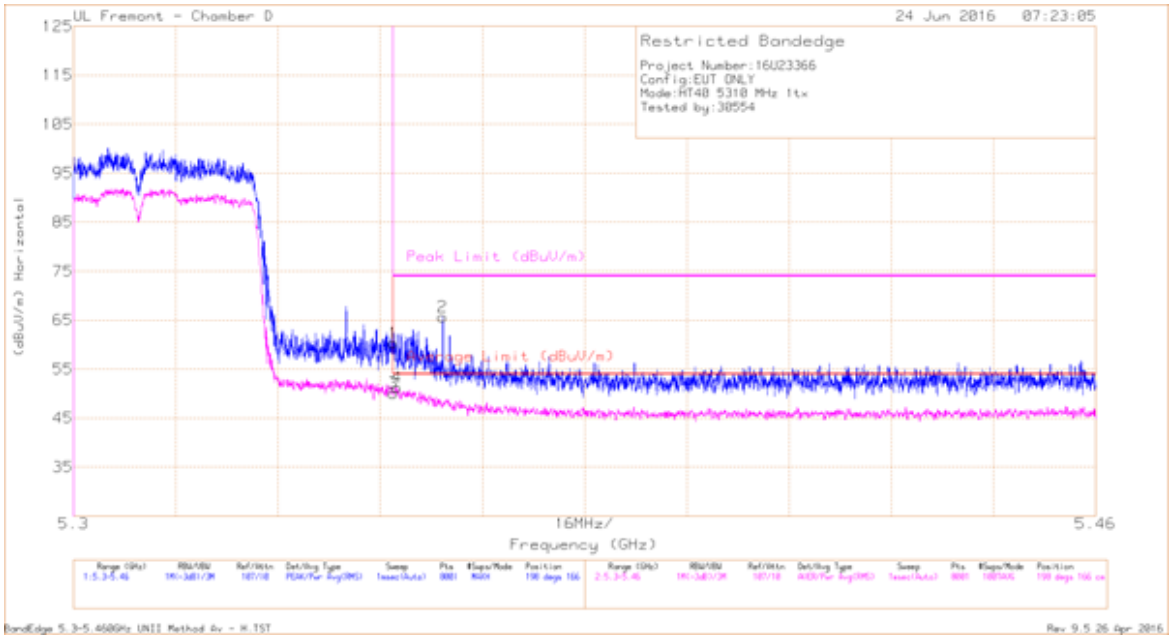

DATA

Marker	Frequency (GHz)	Meter Reading (dBuV)	Det	AF T712 (dB/m)	Amp/Cbl/Fltr/Pad (dB)	Corrected Reading (dBuV/m)	Average Limit (dBuV/m)	Margin (dB)	Peak Limit (dBuV/m)	PK Margin (dB)	Azimuth (Degs)	Height (cm)	Polarity
1	* 5.35	44.29	Pk	34.3	-18.2	60.39	-	-	74	-13.61	198	166	H
2	* 5.358	49.56	Pk	34.4	-18.3	65.66	-	-	74	-8.34	198	166	H
3	* 5.35	34.01	RMS	34.3	-18.2	50.11	54	-3.89	-	-	198	166	H
4	* 5.351	35.21	RMS	34.3	-18.2	51.31	54	-2.69	-	-	198	166	H

* - indicates frequency in CFR47 Pt 15 / IC RSS-Restricted Band
Pk - Peak detector
RMS - RMS detection

This report shall not be reproduced except in full, without the written approval of UL Verification Services Inc.

HIGH CHANNEL VERTICAL PLOT

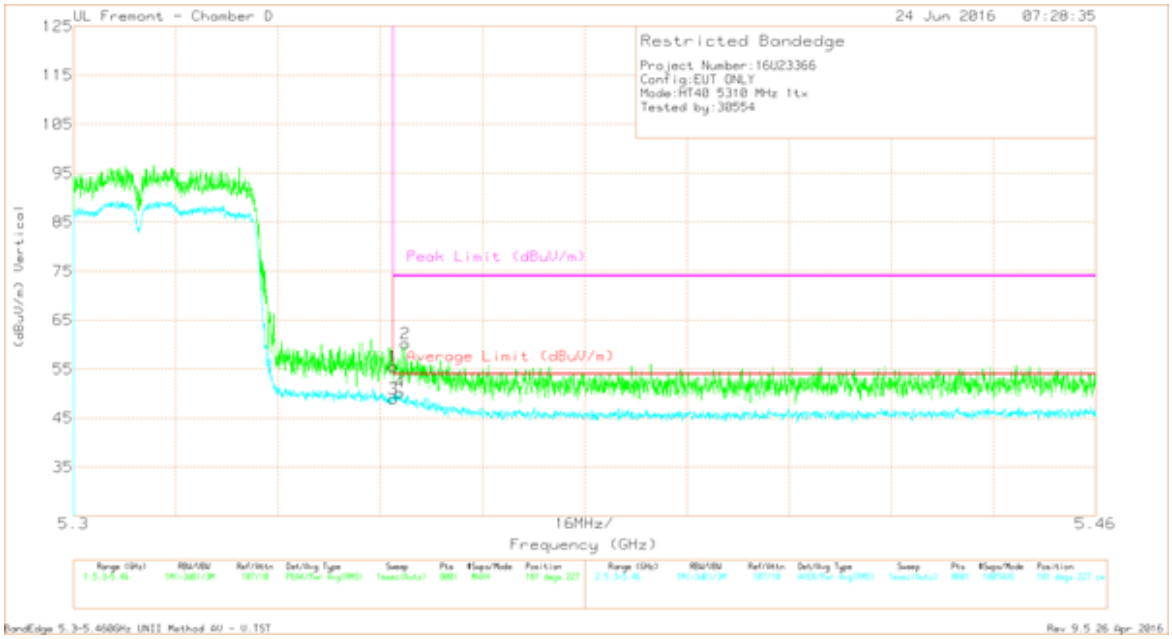

DATA

Marker	Frequency (GHz)	Meter Reading (dBuV)	Det	AF T712 (dB/m)	Amp/Cbl/Fltr/Pad (dB)	Corrected Reading (dBuV/m)	Average Limit (dBuV/m)	Margin (dB)	Peak Limit (dBuV/m)	PK Margin (dB)	Azimuth (Degs)	Height (cm)	Polarity
1	* 5.35	39.43	Pk	34.3	-18.2	55.53	-	-	74	-18.47	181	227	V
2	* 5.352	44.17	Pk	34.3	-18.2	60.27	-	-	74	-13.73	181	227	V
3	* 5.35	32.87	RMS	34.3	-18.2	48.97	54	-5.03	-	-	181	227	V
4	* 5.351	34.13	RMS	34.3	-18.2	50.23	54	-3.77	-	-	181	227	V

* - indicates frequency in CFR47 Pt 15 / IC RSS-Restricted Band
Pk - Peak detector
RMS - RMS detection

This report shall not be reproduced except in full, without the written approval of UL Verification Services Inc.

LOW CHANNEL HARMONICS AND SPURIOUS EMISSIONS

LOW CHANNEL HORIZONTAL PLOT

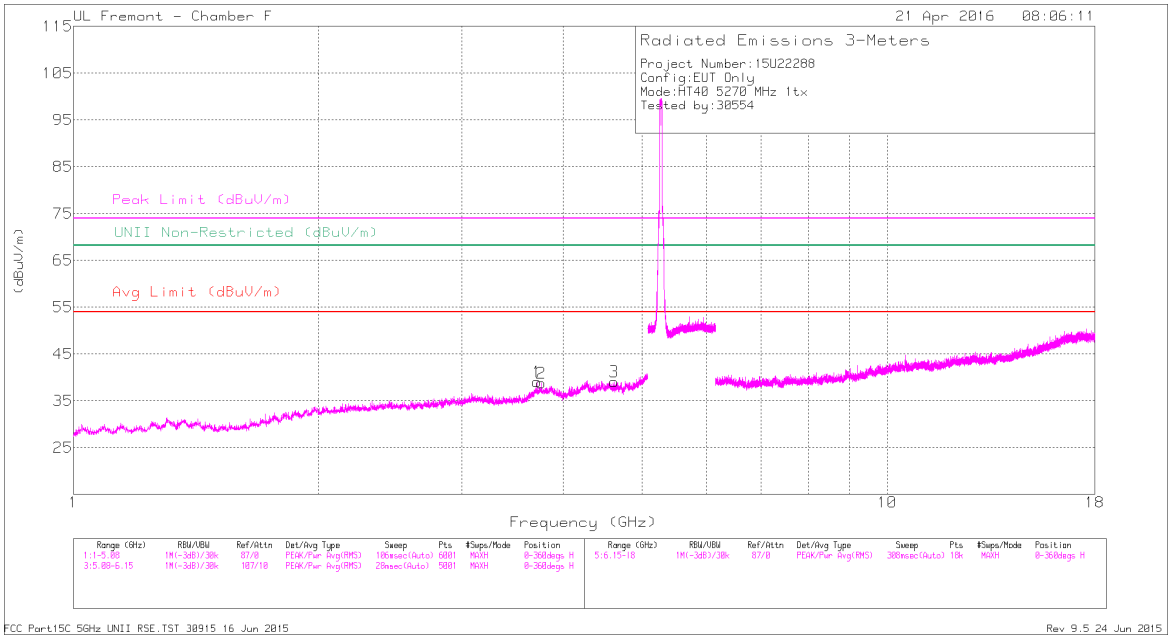

LOW CHANNEL VERTICAL PLOT

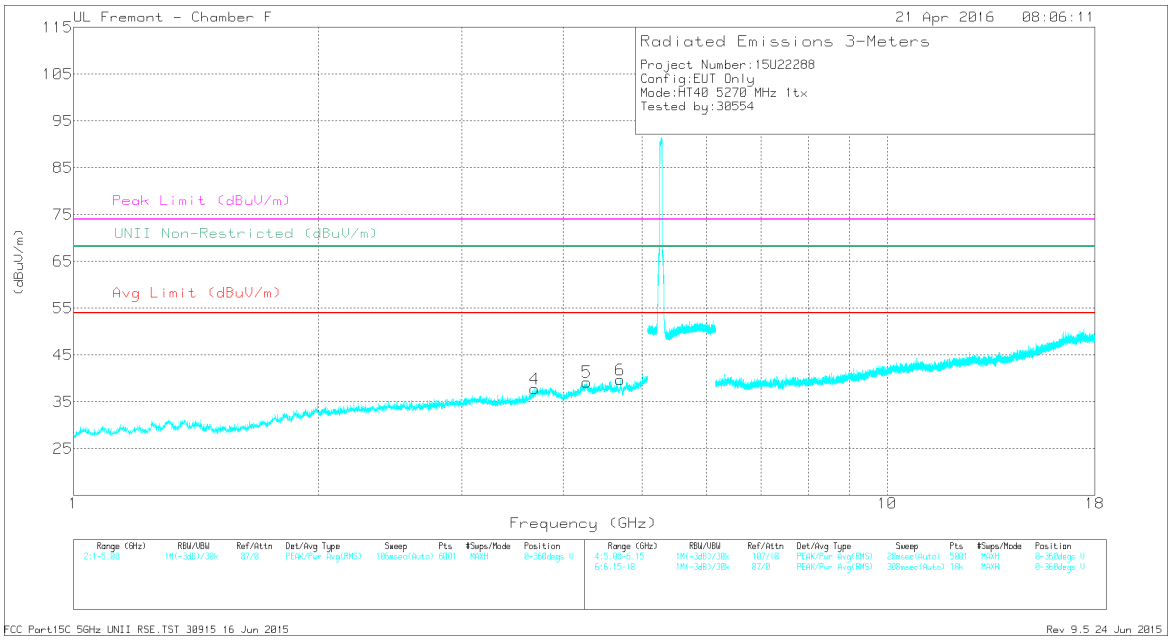

This report shall not be reproduced except in full, without the written approval of UL Verification Services Inc.

DATA

Markers	Frequency (GHz)	Meter Reading (dBuV)	Det	AF T344 (dB/m)	Amp/Cbl/Fltr/Pad (dB)	Corrected Reading (dBuV/m)	Avg Limit (dBuV/m)	Margin (dB)	Peak Limit (dBuV/m)	PK Margin (dB)	UNII Non-Restricted (dBuV/m)	PK Margin (dB)	Azimuth (Degs)	Height (cm)	Polarity
1	* 3.713	39.16	PK-U	33.4	-29	43.56	-	-	74	-30.44	-	-	360	101	H
	* 3.712	27.59	ADR	33.4	-29	31.99	54	-22.01	-	-	-	-	360	101	H
2	* 3.76	39.28	PK-U	33.4	-29.3	43.38	-	-	74	-30.62	-	-	360	101	H
	* 3.759	27.53	ADR	33.4	-29.3	31.63	54	-22.37	-	-	-	-	360	101	H
3	* 4.615	38.49	PK-U	34.1	-27.4	45.19	-	-	74	-28.81	-	-	360	101	H
	* 4.615	26.74	ADR	34.1	-27.4	33.44	54	-20.56	-	-	-	-	360	101	H
4	* 3.687	38.97	PK-U	33.3	-28.9	43.37	-	-	74	-30.63	-	-	360	101	V
	* 3.685	27.53	ADR	33.3	-28.9	31.93	54	-22.07	-	-	-	-	360	101	V
5	* 4.275	38.04	PK-U	33.7	-26.7	45.04	-	-	74	-28.96	-	-	360	101	V
	* 4.276	26.38	ADR	33.7	-26.7	33.38	54	-20.62	-	-	-	-	360	101	V
6	* 4.7	38.73	PK-U	34.2	-27.2	45.73	-	-	74	-28.27	-	-	360	101	V
	* 4.702	27.23	ADR	34.2	-27.2	34.23	54	-19.77	-	-	-	-	360	101	V

* - indicates frequency in CFR15.205/IC7.2.2 Restricted Band

PK-U - U-NII: Maximum Peak

ADR - U-NII AD primary method, RMS average

UL VERIFICATION SERVICES INC. FORM NO: CCSUP4701J
47173 BENICIA STREET, FREMONT, CA 94538, USA TEL: (510) 771-1000 FAX: (510) 661-0888
This report shall not be reproduced except in full, without the written approval of UL Verification Services Inc.

HIGH CHANNEL HARMONICS AND SPURIOUS EMISSIONS

HIGH CHANNEL HORIZONTAL PLOT

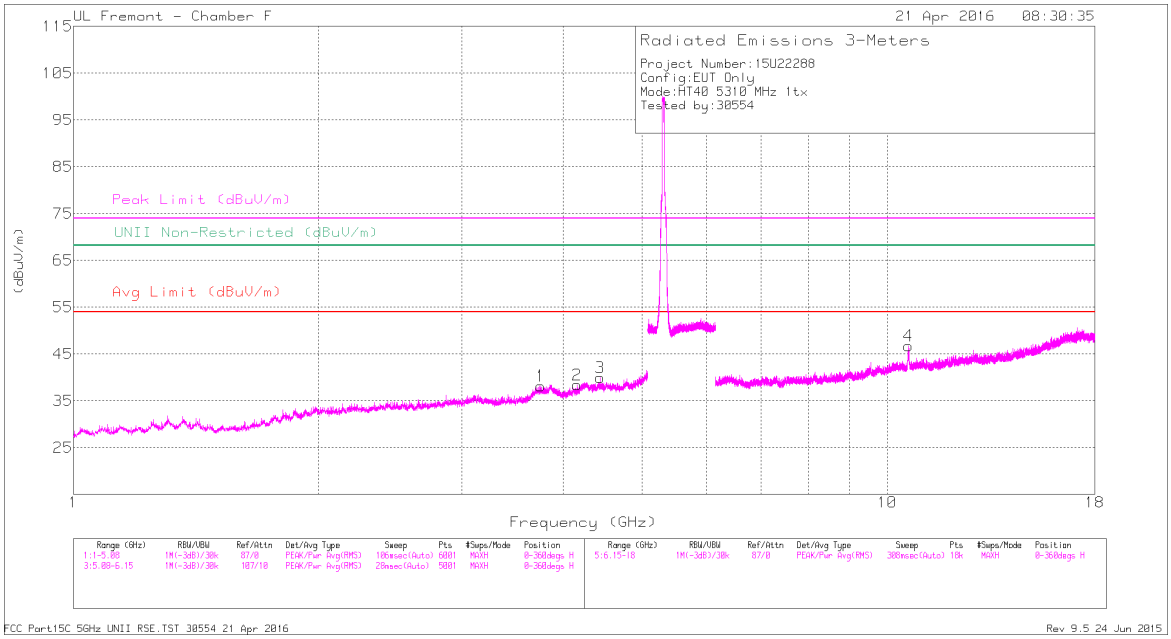

HIGH CHANNEL VERTICAL PLOT

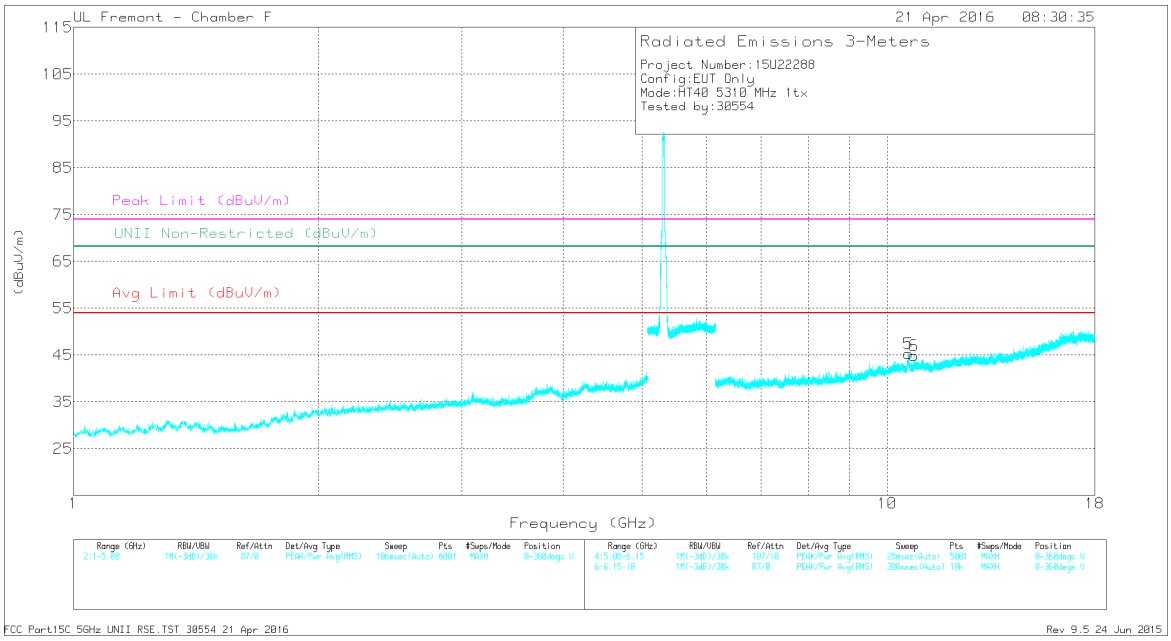

This report shall not be reproduced except in full, without the written approval of UL Verification Services Inc.

DATA

Markers	Frequency (GHz)	Meter Reading (dBuV)	Det	AF T344 (dB/m)	Amp/Cbl/Fltr/Pad (dB)	Corrected Reading (dBuV/m)	Avg Limit (dBuV/m)	Margin (dB)	Peak Limit (dBuV/m)	PK Margin (dB)	UNII Non-Restricted (dBuV/m)	PK Margin (dB)	Azimuth (Degs)	Height (cm)	Polarity
1	* 3.751	39.35	PK-U	33.4	-29.2	43.55	-	-	74	-30.45	-	-	360	100	H
	* 3.75	27.76	ADR	33.4	-29.2	31.96	54	-22.04	-	-	-	-	360	100	H
2	* 4.156	39.95	PK-U	33.7	-29.1	44.55	-	-	74	-29.45	-	-	360	100	H
	* 4.156	27.91	ADR	33.7	-29.1	32.51	54	-21.49	-	-	-	-	360	100	H
3	4.439	37.86	PK-U	34	-27.6	44.26	-	-	-	-	68.2	-23.94	360	100	H
4	* 10.613	40.79	PK-U	37.6	-21.9	56.49	-	-	74	-17.51	-	-	348	183	H
	* 10.616	26.97	ADR	37.6	-21.9	42.67	54	-11.33	-	-	-	-	348	183	H
5	* 10.622	40.55	PK-U	37.6	-21.9	56.25	-	-	74	-17.75	-	-	324	101	V
	* 10.62	26.22	ADR	37.6	-21.9	41.92	54	-12.08	-	-	-	-	324	101	V
6	* 10.783	35.02	PK-U	37.8	-21.9	50.92	-	-	74	-23.08	-	-	324	101	V
	* 10.783	23.13	ADR	37.8	-21.9	39.03	54	-14.97	-	-	-	-	324	101	V

* - indicates frequency in CFR15.205/IC7.2.2 Restricted Band

PK-U - U-NII: Maximum Peak

ADR - U-NII AD primary method, RMS average

UL VERIFICATION SERVICES INC. FORM NO: CCSUP4701J
47173 BENICIA STREET, FREMONT, CA 94538, USA TEL: (510) 771-1000 FAX: (510) 661-0888
This report shall not be reproduced except in full, without the written approval of UL Verification Services Inc.

9.11. 802.11n HT40 2Tx CDD MODE IN THE 5.3 GHz BAND

RESTRICTED BANDEDGE (HIGH CHANNEL)

HIGH CHANNEL HORIZONTAL PLOT

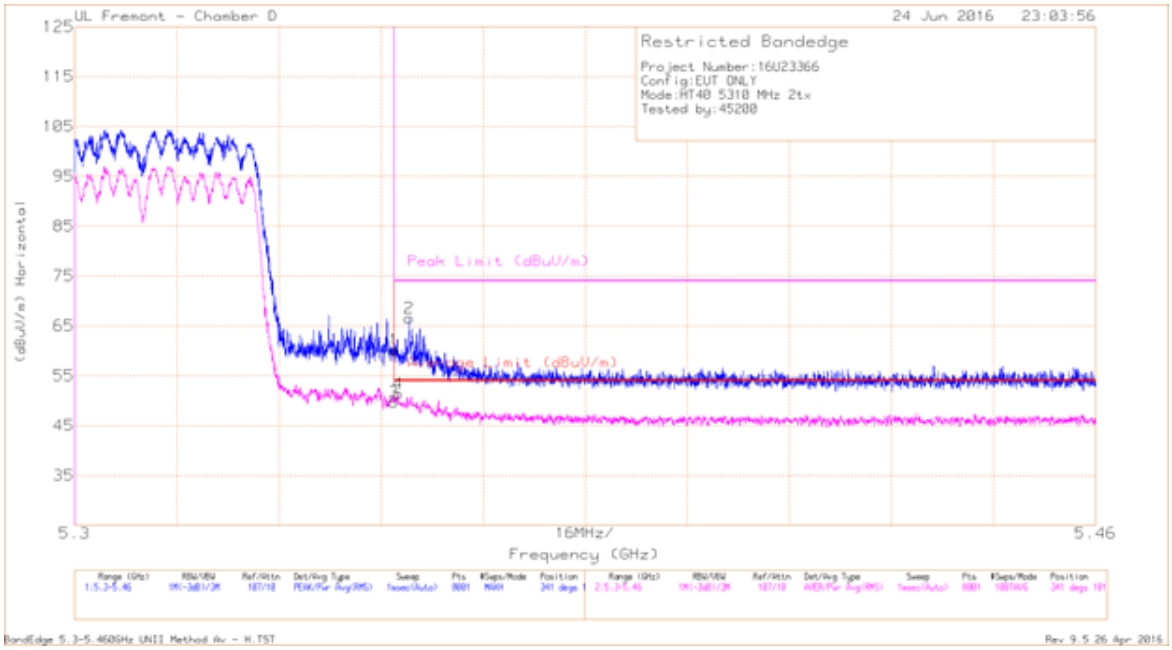

DATA

Marker	Frequency (GHz)	Meter Reading (dBuV)	Det	AF T712 (dB/m)	Amp/Cbl/Fltr/Pad (dB)	Corrected Reading (dBuV/m)	Average Limit (dBuV/m)	Margin (dB)	Peak Limit (dBuV/m)	PK Margin (dB)	Azimuth (Degs)	Height (cm)	Polarity
1	* 5.35	44.13	Pk	34.3	-18.2	60.23	-	-	74	-13.77	341	101	H
3	* 5.35	33.59	RMS	34.3	-18.2	49.69	54	-4.31	-	-	341	101	H
4	* 5.351	35.31	RMS	34.3	-18.2	51.41	54	-2.59	-	-	341	101	H
2	* 5.352	50.47	Pk	34.3	-18.2	66.57	-	-	74	-7.43	341	101	H

* - indicates frequency in CFR47 Pt 15 / IC RSS-Restricted Band
Pk - Peak detector
RMS - RMS detection

This report shall not be reproduced except in full, without the written approval of UL Verification Services Inc.

HIGH CHANNEL VERTICAL PLOT

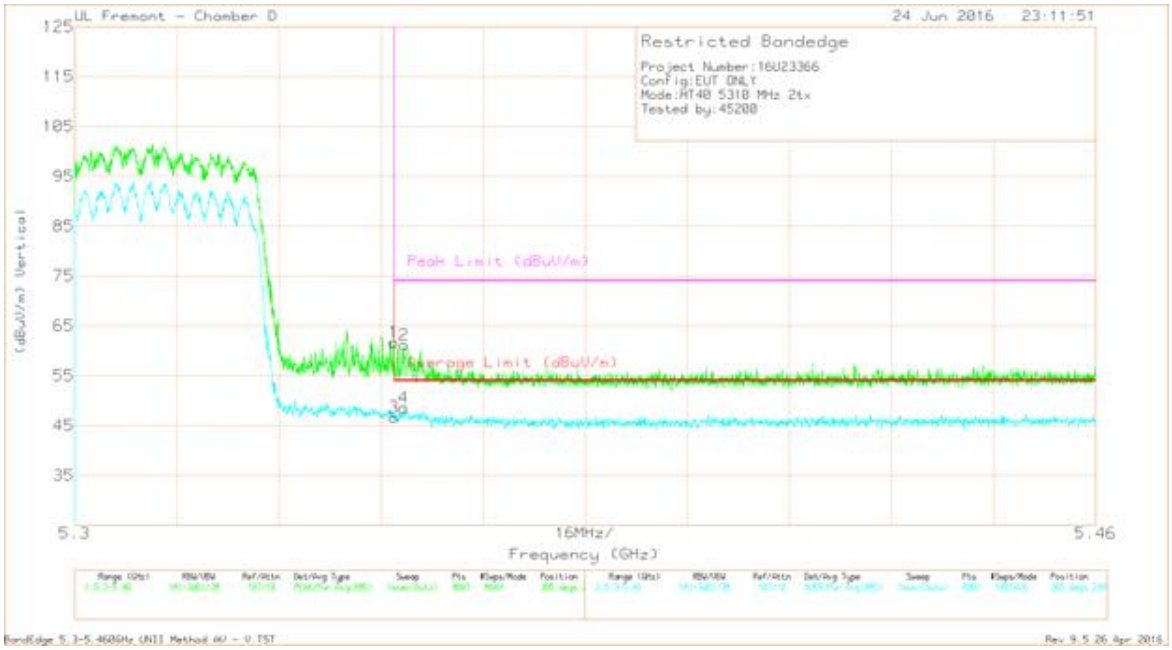

DATA

Marker	Frequency (GHz)	Meter Reading (dBuV)	Det	AF T712 (dB/m)	Amp/Cbl/Fltr/Pad (dB)	Corrected Reading (dBuV/m)	Average Limit (dBuV/m)	Margin (dB)	Peak Limit (dBuV/m)	PK Margin (dB)	Azimuth (Degs)	Height (cm)	Polarity
1	* 5.35	45.62	Pk	34.3	-18.2	61.72	-	-	74	-12.28	305	249	V
3	* 5.35	30.59	RMS	34.3	-18.2	46.69	54	-7.31	-	-	305	249	V
2	* 5.352	45.08	Pk	34.3	-18.2	61.18	-	-	74	-12.82	305	249	V
4	* 5.352	32.47	RMS	34.3	-18.2	48.57	54	-5.43	-	-	305	249	V

* - indicates frequency in CFR47 Pt 15 / IC RSS-Restricted Band
Pk - Peak detector
RMS - RMS detection

This report shall not be reproduced except in full, without the written approval of UL Verification Services Inc.

LOW CHANNEL HARMONICS AND SPURIOUS EMISSIONS

LOW CHANNEL HORIZONTAL PLOT

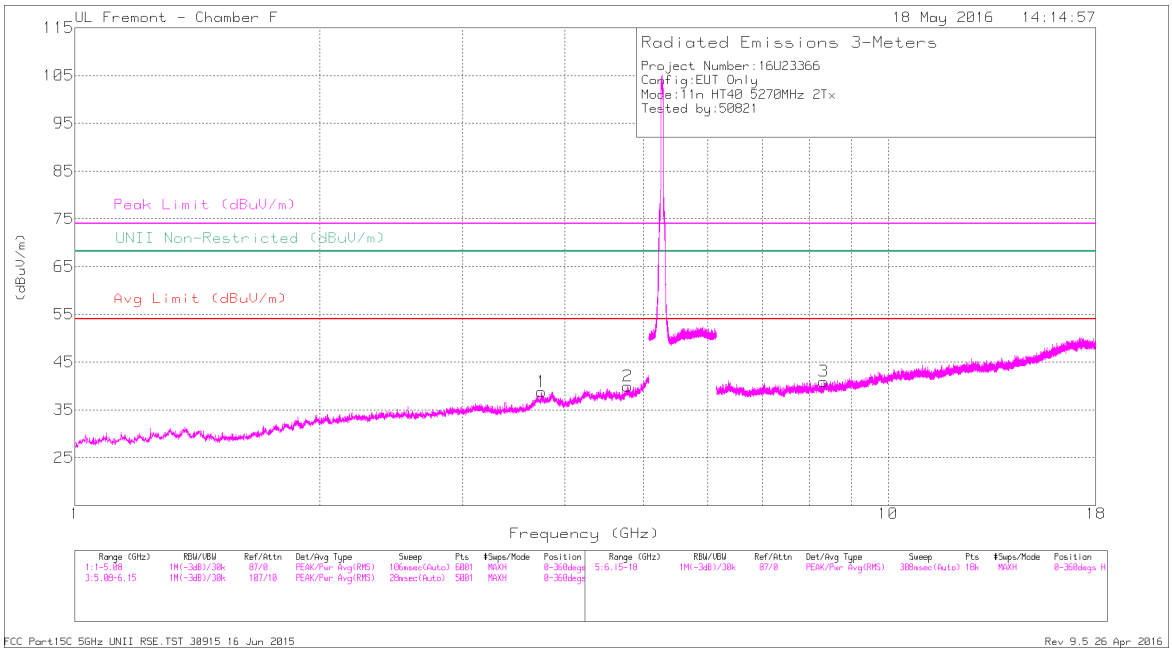

LOW CHANNEL VERTICAL PLOT

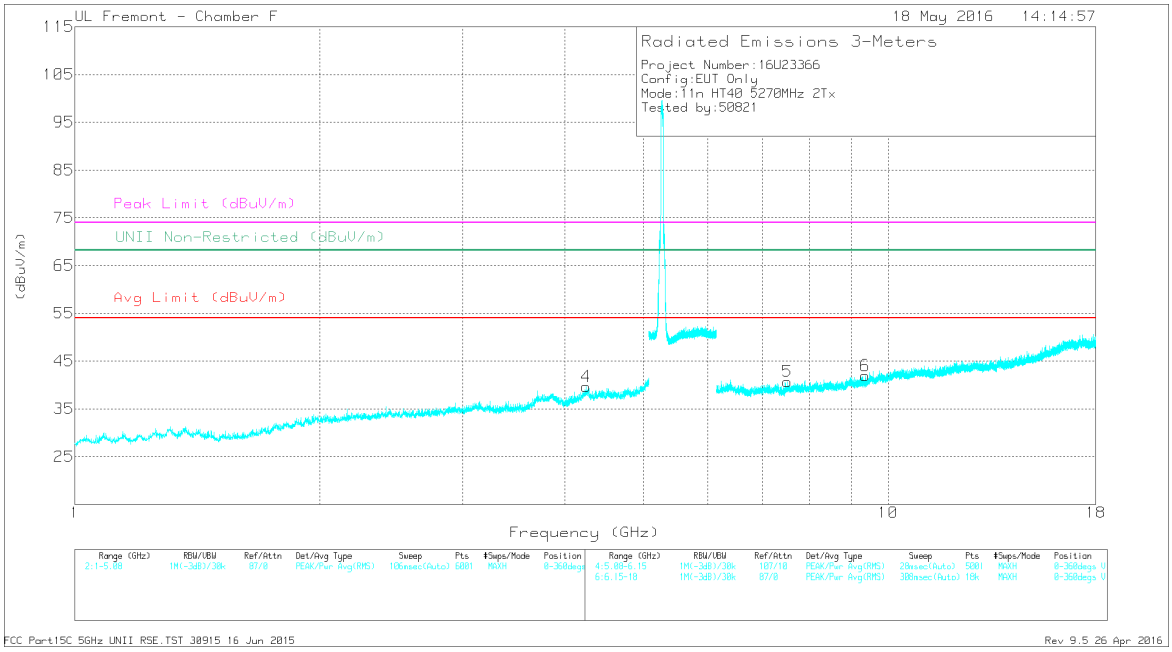

This report shall not be reproduced except in full, without the written approval of UL Verification Services Inc.

DATA

Radiated Emissions

Marker	Frequency (GHz)	Meter Reading (dBuV)	Det	AF T344 (dB/m)	Amp/Cbl/Fltr/Pad (dB)	Corrected Reading (dBuV/m)	Avg Limit (dBuV/m)	Margin (dB)	Peak Limit (dBuV/m)	PK Margin (dB)	UNII Non-Restricted (dBuV/m)	PK Margin (dB)	Azimuth (Degs)	Height (cm)	Polarity
1	* 3.747	38.65	PK-U	33.4	-29.2	42.85	-	-	74	-31.15	-	-	305	256	H
	* 3.746	27.92	ADR	33.4	-29.2	32.12	54	-21.88	-	-	-	-	305	256	H
2	* 4.782	38.24	PK-U	34	-27.5	44.74	-	-	74	-29.26	-	-	8	211	H
	* 4.785	28.08	ADR	34	-27.5	34.58	54	-19.42	-	-	-	-	8	211	H
4	* 4.251	37.25	PK-U	33.7	-26.5	44.45	-	-	74	-29.55	-	-	133	150	V
	* 4.251	26.85	ADR	33.7	-26.5	34.05	54	-19.95	-	-	-	-	133	150	V
3	* 8.331	35.36	PK-U	35.7	-25	46.06	-	-	74	-27.94	-	-	93	90	H
	* 8.33	25.65	ADR	35.7	-25	36.35	54	-17.65	-	-	-	-	93	90	H
5	* 7.515	35.51	PK-U	35.6	-25	46.11	-	-	74	-27.89	-	-	46	179	V
	* 7.515	25.04	ADR	35.6	-25	35.64	54	-18.36	-	-	-	-	46	179	V
6	* 9.37	33.79	PK-U	36.3	-22.8	47.29	-	-	74	-26.71	-	-	299	125	V
	* 9.37	24.03	ADR	36.3	-22.8	37.53	54	-16.47	-	-	-	-	299	125	V

* - indicates frequency in CFR47 Pt 15 / IC RSS-Restricted Band
PK-U - U-NII: Maximum Peak
ADR - U-NII AD primary method, RMS average

This report shall not be reproduced except in full, without the written approval of UL Verification Services Inc.

HIGH CHANNEL HARMONICS AND SPURIOUS EMISSIONS

HIGH CHANNEL HORIZONTAL PLOT

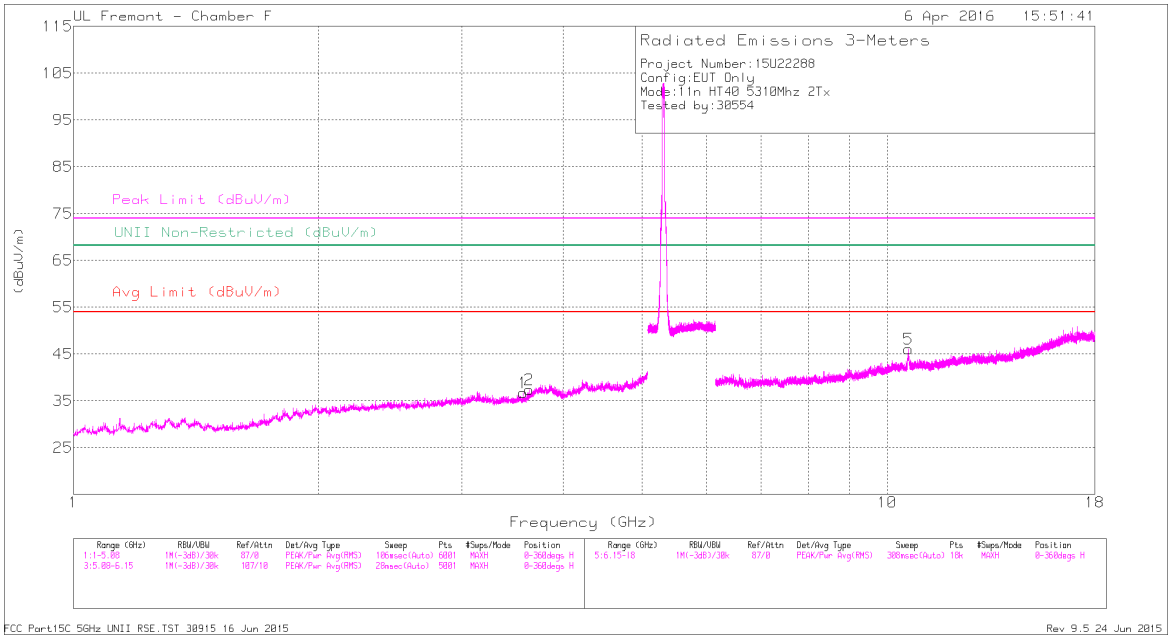

HIGH CHANNEL VERTICAL PLOT

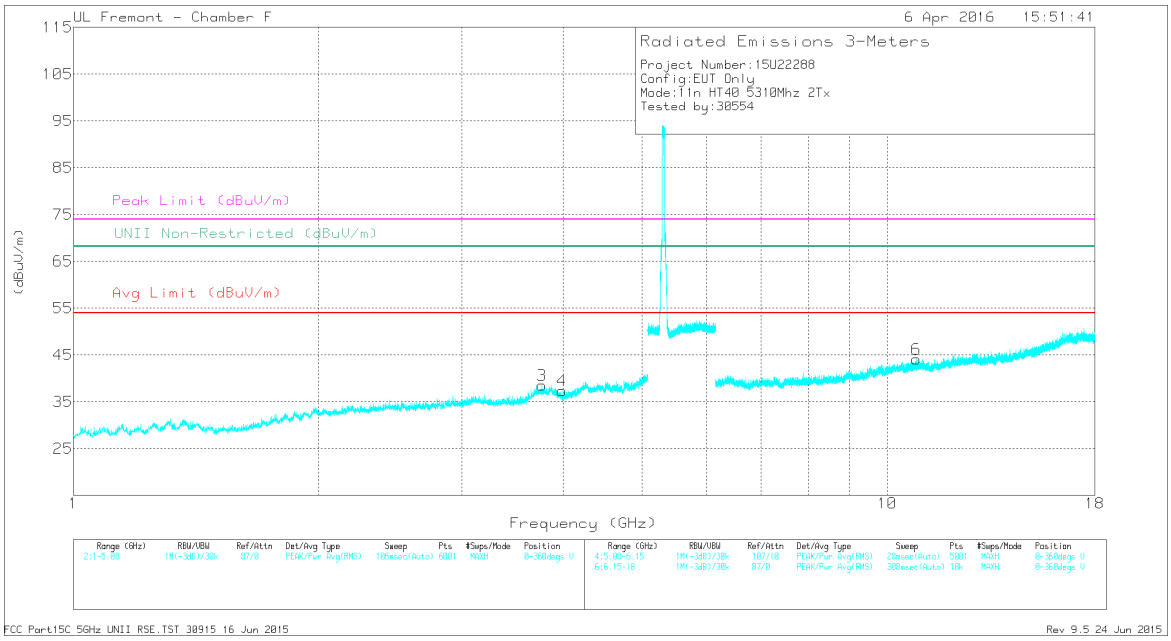

This report shall not be reproduced except in full, without the written approval of UL Verification Services Inc.

DATA

Markers	Frequency (GHz)	Meter Reading (dBuV)	Det	AF T344 (dB/m)	Amp/Cbl/Fltr/Pad (dB)	Corrected Reading (dBuV/m)	Avg Limit (dBuV/m)	Margin (dB)	Peak Limit (dBuV/m)	PK Margin (dB)	UNII Non-Restricted (dBuV/m)	PK Margin (dB)	Azimuth (Degs)	Height (cm)	Polarity
1	* 3.569	39.66	PK-U	33	-29.3	43.36	-	-	74	-30.64	-	-	93	182	H
	* 3.569	27.95	ADR	33	-29.2	31.75	54	-22.25	-	-	-	-	93	182	H
2	* 3.631	39.82	PK-U	33.1	-29.4	43.52	-	-	74	-30.48	-	-	93	182	H
	* 3.634	27.58	ADR	33.1	-29.3	31.38	54	-22.62	-	-	-	-	93	182	H
3	* 3.762	39.3	PK-U	33.4	-29.3	43.4	-	-	74	-30.6	-	-	93	182	V
	* 3.762	27.59	ADR	33.4	-29.3	31.69	54	-22.31	-	-	-	-	93	182	V
4	* 3.984	39.12	PK-U	33.3	-29	43.42	-	-	74	-30.58	-	-	93	182	V
	* 3.984	27.33	ADR	33.3	-29	31.63	54	-22.37	-	-	-	-	93	182	V
5	* 10.616	38.59	PK-U	37.6	-21.9	54.29	-	-	74	-19.71	-	-	93	182	H
	* 10.613	26.48	ADR	37.6	-21.9	42.18	54	-11.82	-	-	-	-	93	182	H
6	* 10.862	34.65	PK-U	37.8	-21.9	50.55	-	-	74	-23.45	-	-	93	182	V
	* 10.86	23.17	ADR	37.8	-21.9	39.07	54	-14.93	-	-	-	-	93	182	V

* - indicates frequency in CFR15.205/IC7.2.2 Restricted Band

PK-U - U-NII: Maximum Peak

ADR - U-NII AD primary method, RMS average

UL VERIFICATION SERVICES INC. FORM NO: CCSUP4701J
47173 BENICIA STREET, FREMONT, CA 94538, USA TEL: (510) 771-1000 FAX: (510) 661-0888
This report shall not be reproduced except in full, without the written approval of UL Verification Services Inc.

9.12. 802.11ac VHT80 1Tx MODE IN THE 5.3 GHz BAND

RESTRICTED BANDEDGE, CHAIN 0 (HIGH CHANNEL, CH 58)

CHANNEL 58 HORIZONTAL PLOT

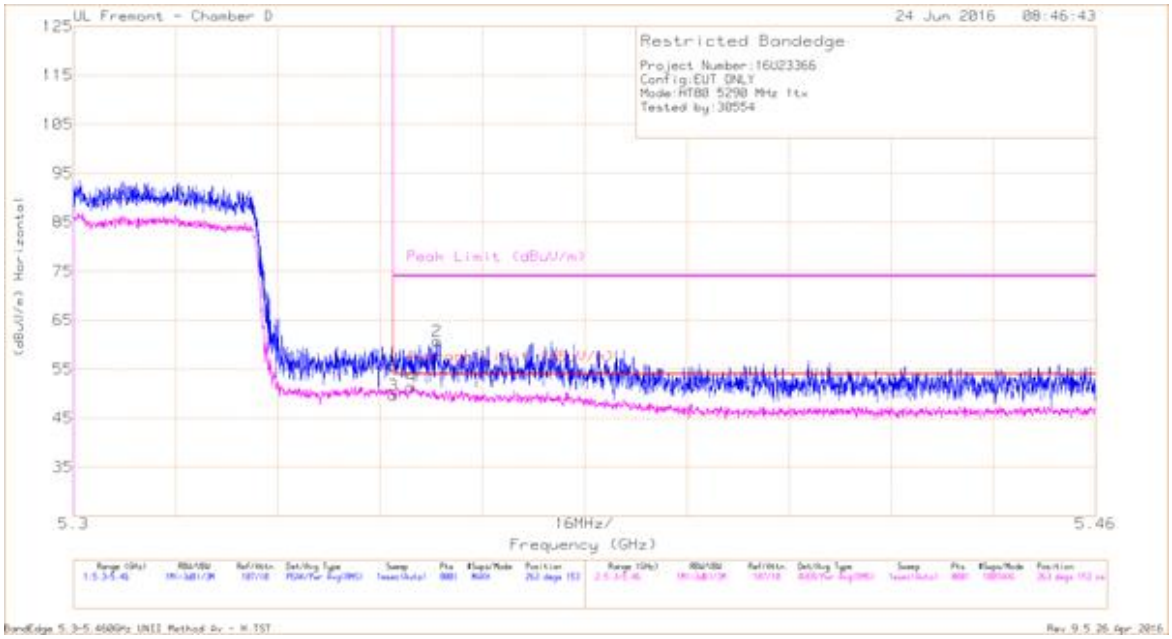

DATA

Marker	Frequency (GHz)	Meter Reading (dBuV)	Det	AF T712 (dB/m)	Amp/Cbl/Fltr/Pad (dB)	DC Corr (dB)	Corrected Reading (dBuV/m)	Average Limit (dBuV/m)	Margin (dB)	Peak Limit (dBuV/m)	PK Margin (dB)	Azimuth (Degs)	Height (cm)	Polarity
1	* 5.35	39.57	Pk	34.3	-18.2	0	55.67	-	-	74	-18.33	263	153	H
2	* 5.357	44.58	Pk	34.4	-18.3	0	60.68	-	-	74	-13.32	263	153	H
3	* 5.35	33.4	RMS	34.3	-18.2	.16	49.66	54	-4.34	-	-	263	153	H
4	* 5.353	35.2	RMS	34.3	-18.2	.16	51.46	54	-2.54	-	-	263	153	H

* - indicates frequency in CFR47 Pt 15 / IC RSS-Restricted Band
Pk - Peak detector
RMS - RMS detection

This report shall not be reproduced except in full, without the written approval of UL Verification Services Inc.

CHANNEL 58 VERTICAL PLOT

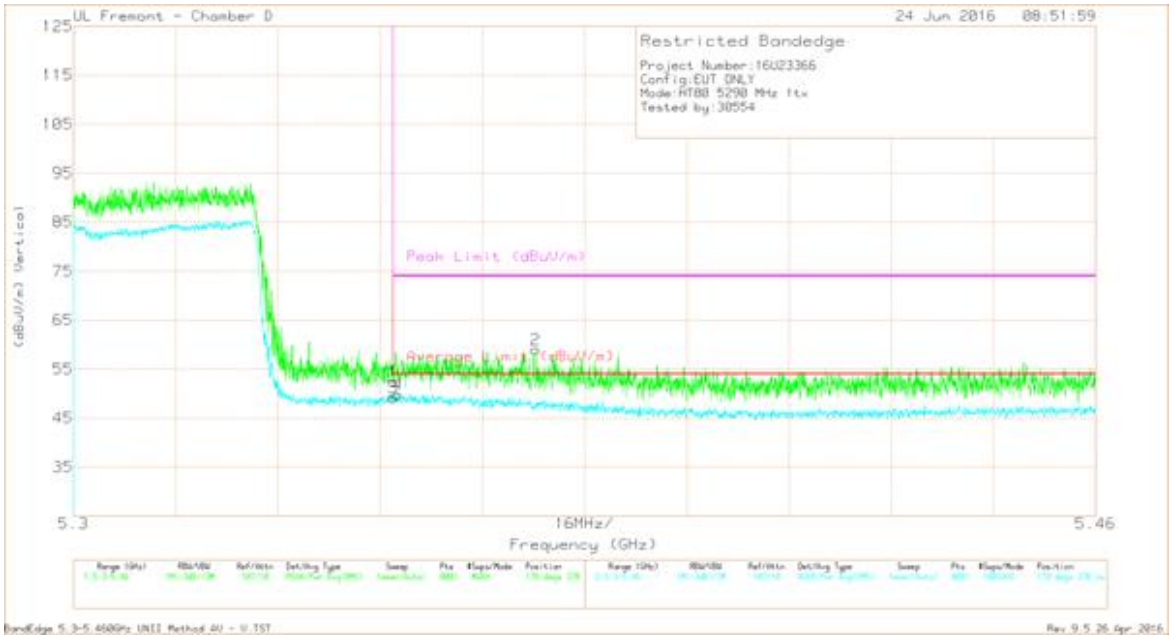

DATA

Marker	Frequency (GHz)	Meter Reading (dBuV)	Det	AF T712 (dB/m)	Amp/Cbl/Fltr/Pad (dB)	DC Corr (dB)	Corrected Reading (dBuV/m)	Average Limit (dBuV/m)	Margin (dB)	Peak Limit (dBuV/m)	PK Margin (dB)	Azimuth (Degs)	Height (cm)	Polarity
1	* 5.35	36.41	Pk	34.3	-18.2	0	52.51	-	-	74	-21.49	178	378	V
2	* 5.372	42.87	Pk	34.4	-18.3	0	58.97	-	-	74	-15.03	178	378	V
3	* 5.35	33.11	RMS	34.3	-18.2	.16	49.37	54	-4.63	-	-	178	378	V
4	* 5.351	33.74	RMS	34.3	-18.2	.16	50	54	-4	-	-	178	378	V

* - indicates frequency in CFR47 Pt 15 / IC RSS-Restricted Band
Pk - Peak detector
RMS - RMS detection

UL VERIFICATION SERVICES INC. FORM NO: CCSUP4701J
47173 BENICIA STREET, FREMONT, CA 94538, USA TEL: (510) 771-1000 FAX: (510) 661-0888
This report shall not be reproduced except in full, without the written approval of UL Verification Services Inc.