MID CHANNEL HARMONICS AND SPURIOUS EMISSIONS

MID CHANNEL HORIZONTAL PLOT

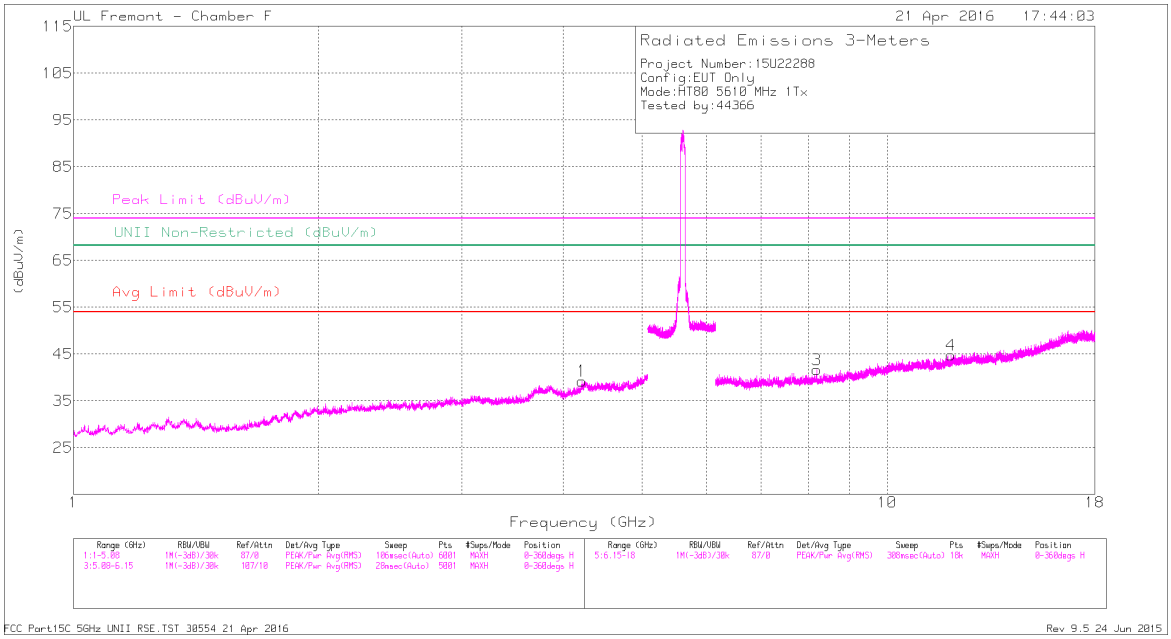

MID CHANNEL VERTICAL PLOT

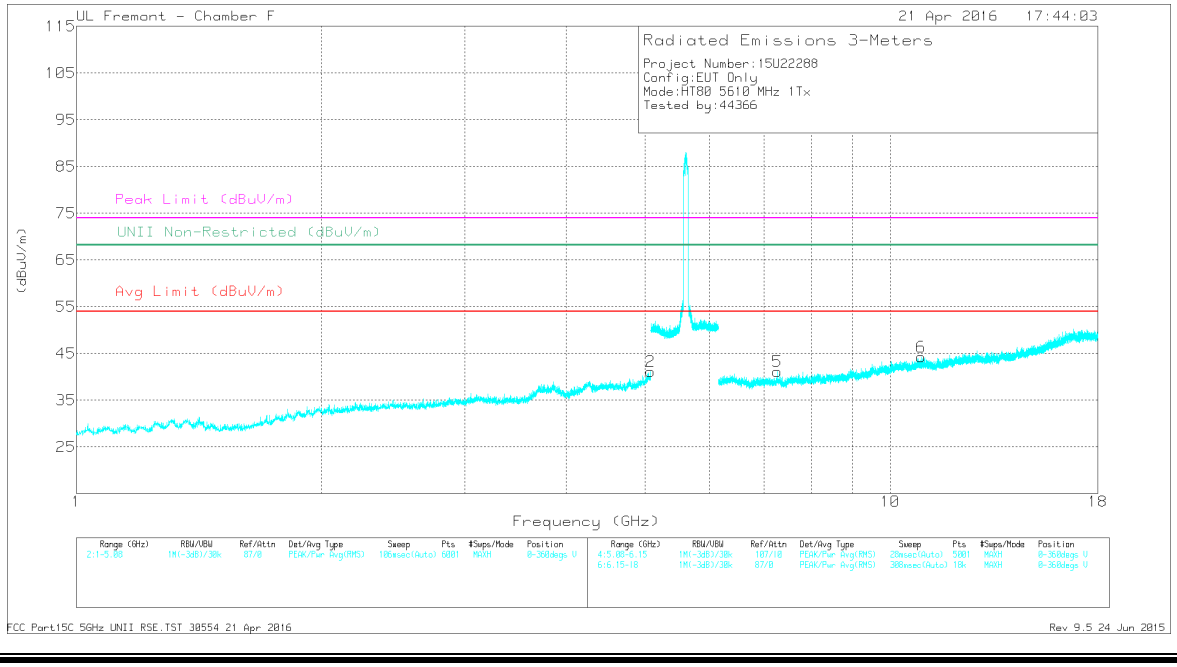

This report shall not be reproduced except in full, without the written approval of UL Verification Services Inc.

DATA

Marker	Frequency (GHz)	Meter Reading (dBuV)	Det	AF T344 (dB/m)	Amp/Cbl/Fltr/Pad (dB)	DC Corr (dB)	Corrected Reading (dBuV/m)	Avg Limit (dBuV/m)	Margin (dB)	Peak Limit (dBuV/m)	PK Margin (dB)	UNII Non-Restricted (dBuV/m)	PK Margin (dB)	Azimuth (Degs)	Height (cm)	Polarity
1	* 4.215	38.93	PK-U	33.7	-27.7	0	44.93	-	-	74	-29.07	-	-	60	274	H
	* 4.214	26.61	ADR	33.7	-27.7	.16	32.77	54	-21.23	-	-	-	-	60	274	H
2	* 5.075	38.36	PK-U	34.1	-26	0	46.46	-	-	74	-27.54	-	-	81	364	V
	* 5.074	26.9	ADR	34.1	-26	.16	35.16	54	-18.84	-	-	-	-	81	364	V
3	* 8.198	35.63	PK-U	35.8	-24.4	0	47.03	-	-	74	-26.97	-	-	197	288	H
	* 8.195	24.18	ADR	35.8	-24.4	.16	35.74	54	-18.26	-	-	-	-	197	288	H
4	* 11.967	35.42	PK-U	38.7	-22.7	0	51.42	-	-	74	-22.58	-	-	118	180	H
	* 11.964	23.37	ADR	38.7	-22.7	.16	39.53	54	-14.47	-	-	-	-	118	180	H
5	* 7.271	36.82	PK-U	35.5	-25.2	0	47.12	-	-	74	-26.88	-	-	358	113	V
	* 7.27	24.98	ADR	35.5	-25.1	.16	35.54	54	-18.46	-	-	-	-	358	113	V
6	* 10.924	33.94	PK-U	37.9	-22.1	0	49.74	-	-	74	-24.26	-	-	152	180	V
	* 10.923	22.55	ADR	37.9	-22.1	.16	38.51	54	-15.49	-	-	-	-	152	180	V

* - indicates frequency in CFR15.205/IC7.2.2 Restricted Band

PK-U - U-NII: Maximum Peak

ADR - U-NII AD primary method, RMS average

UL VERIFICATION SERVICES INC. FORM NO: CCSUP4701J
47173 BENICIA STREET, FREMONT, CA 94538, USA TEL: (510) 771-1000 FAX: (510) 661-0888
This report shall not be reproduced except in full, without the written approval of UL Verification Services Inc.

CHANNEL 138 HARMONICS AND SPURIOUS EMISSIONS

CHANNEL 138HORIZONTAL PLOT

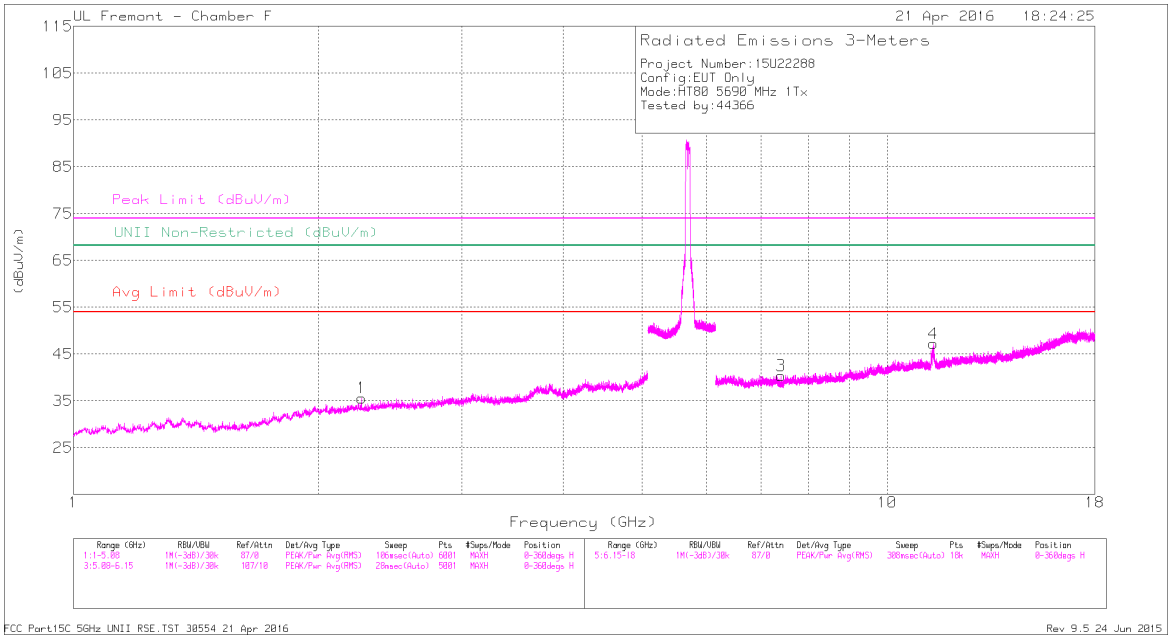

CHANNEL 138 VERTICAL PLOT

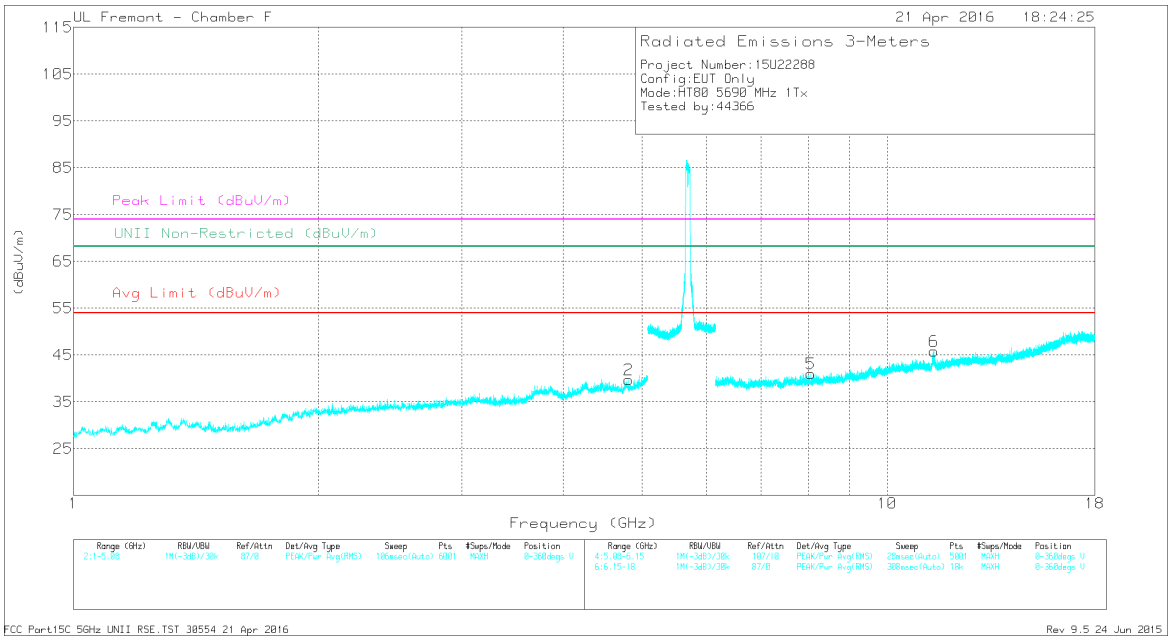

This report shall not be reproduced except in full, without the written approval of UL Verification Services Inc.

DATA

Marker	Frequency (GHz)	Meter Reading (dBuV)	Det	AF T344 (dB/m)	Amp/Cbl/Fltr/Pad (dB)	DC Corr (dB)	Corrected Reading (dBuV/m)	Avg Limit (dBuV/m)	Margin (dB)	Peak Limit (dBuV/m)	PK Margin (dB)	UNII Non-Restricted (dBuV/m)	PK Margin (dB)	Azimuth (Degs)	Height (cm)	Polarity
1	* 2.261	40.47	PK-U	31.8	-30.5	0	41.77	-	-	74	-32.23	-	-	233	136	H
	* 2.262	28.33	ADR	31.8	-30.5	.16	29.79	54	-24.21	-	-	-	-	233	136	H
2	* 4.809	38.04	PK-U	34	-27.8	0	44.24	-	-	74	-29.76	-	-	63	395	V
	* 4.81	26.95	ADR	34	-27.8	.16	33.31	54	-20.69	-	-	-	-	63	395	V
3	* 7.402	37.18	PK-U	35.6	-26.2	0	46.58	-	-	74	-27.42	-	-	146	234	H
	* 7.403	25.36	ADR	35.6	-26.2	.16	34.92	54	-19.08	-	-	-	-	146	234	H
4	* 11.383	39.68	PK-U	38	-22.3	0	55.38	-	-	74	-18.62	-	-	129	101	H
	* 11.388	26.97	ADR	38	-22.3	.16	42.83	54	-11.17	-	-	-	-	129	101	H
5	* 8.055	36.58	PK-U	35.7	-25.1	0	47.18	-	-	74	-26.82	-	-	339	210	V
	* 8.053	24.68	ADR	35.7	-25.2	.16	35.34	54	-18.66	-	-	-	-	339	210	V
6	* 11.411	37.97	PK-U	38	-22	0	53.97	-	-	74	-20.03	-	-	82	114	V
	* 11.409	25.51	ADR	38	-22.1	.16	41.57	54	-12.43	-	-	-	-	82	114	V

* - indicates frequency in CFR15.205/IC7.2.2 Restricted Band

PK-U - U-NII: Maximum Peak

ADR - U-NII AD primary method, RMS average

This report shall not be reproduced except in full, without the written approval of UL Verification Services Inc.

9.23. 802.11ac VHT80 2Tx CDD MODE IN THE 5.6 GHz BAND

RESTRICTED BANDEDGE (LOW CHANNEL)

LOW CHANNEL HORIZONTAL PLOT

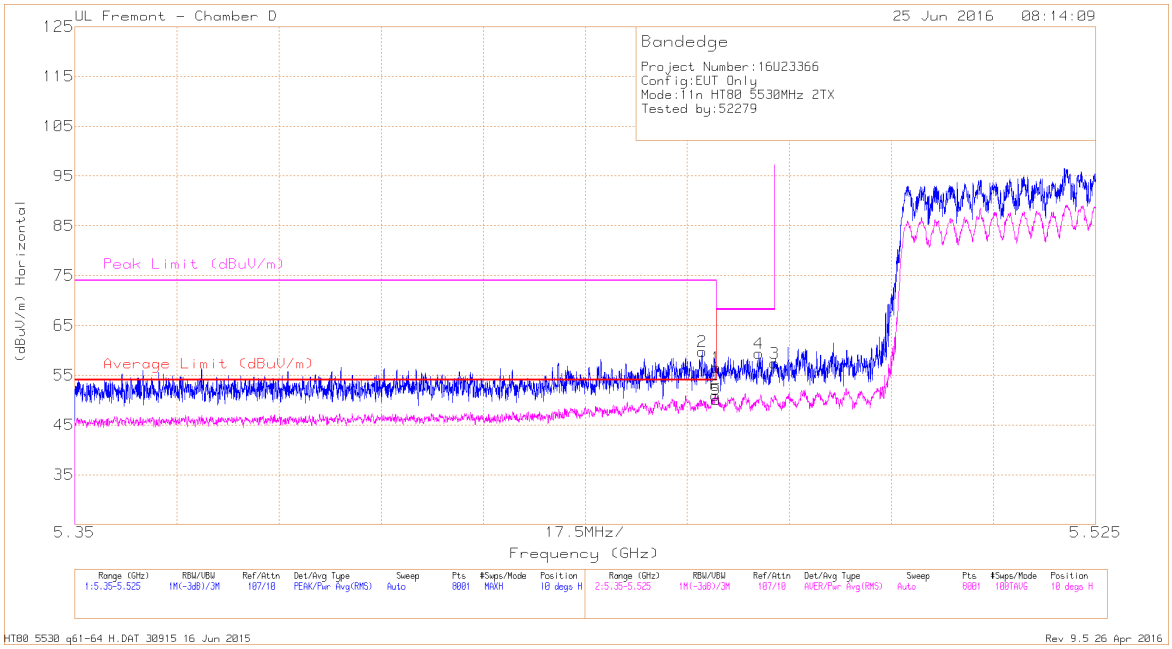

DATA

Marker	Frequency (GHz)	Meter Reading (dBuV)	Det	AF T712 (dB/m)	Amp/Cbl/Fltr/Pad (dB)	DC Corr (dB)	Corrected Reading (dBuV/m)	Average Limit (dBuV/m)	Margin (dB)	Peak Limit (dBuV/m)	PK Margin (dB)	Azimuth (Degs)	Height (cm)	Polarity
1	* 5.46	39.97	Pk	34.4	-17.8	0	56.57	-	-	74	-17.43	10	104	H
2	* 5.458	43.2	Pk	34.4	-17.9	0	59.7	-	-	74	-14.3	10	104	H
5	* 5.46	33.49	RMS	34.4	-17.8	.19	50.28	54	-3.72	-	-	10	104	H
6	* 5.46	34.31	RMS	34.4	-17.8	.19	51.1	54	-2.9	-	-	10	104	H
4	5.467	42.77	Pk	34.4	-17.8	0	59.37	-	-	68.2	-8.83	10	104	H
3	5.47	40.78	Pk	34.4	-17.8	0	57.38	-	-	68.2	-10.82	10	104	H

* - indicates frequency in CFR47 Pt 15 / IC RSS-Restricted Band
Pk - Peak detector
RMS - RMS detection

UL VERIFICATION SERVICES INC. FORM NO: CCSUP4701J
47173 BENICIA STREET, FREMONT, CA 94538, USA TEL: (510) 771-1000 FAX: (510) 661-0888
This report shall not be reproduced except in full, without the written approval of UL Verification Services Inc.

LOW CHANNEL VERTICAL PLOT

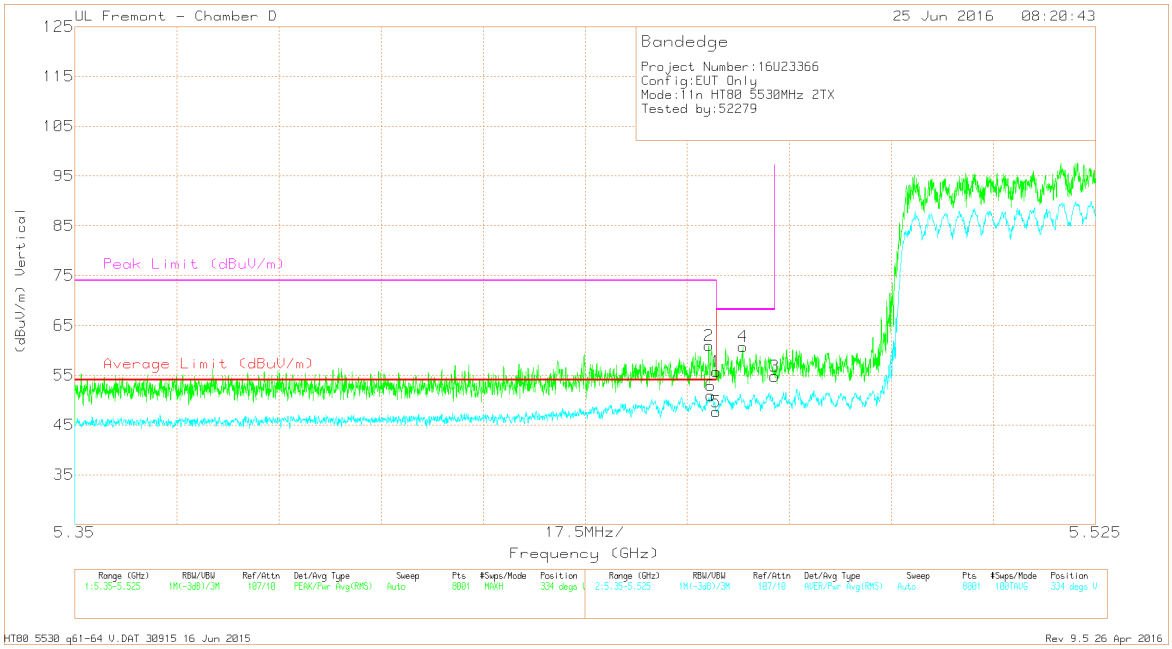

DATA

Marker	Frequency (GHz)	Meter Reading (dBuV)	Det	AF T712 (dB/m)	Amp/Cbl/Fltr/Pad (dB)	Corrected Reading (dBuV/m)	Average Limit (dBuV/m)	Margin (dB)	Peak Limit (dBuV/m)	PK Margin (dB)	Azimuth (Degs)	Height (cm)	Polarity
1	* 5.46	39.14	Pk	34.4	-17.8	55.74	-	-	74	-18.26	334	122	V
2	* 5.459	44.36	Pk	34.4	-17.8	60.96	-	-	74	-13.04	334	122	V
5	* 5.46	31.07	RMS	34.4	-17.8	47.67	54	-6.33	-	-	334	122	V
6	* 5.459	34.3	RMS	34.4	-17.8	50.9	54	-3.1	-	-	334	122	V
4	5.465	44.16	Pk	34.4	-17.8	60.76	-	-	68.2	-7.44	334	122	V
3	5.47	38.2	Pk	34.4	-17.8	54.8	-	-	68.2	-13.4	334	122	V

* - indicates frequency in CFR47 Pt 15 / IC RSS-Restricted Band
Pk - Peak detector
RMS - RMS detection

UL VERIFICATION SERVICES INC. FORM NO: CCSUP4701J
47173 BENICIA STREET, FREMONT, CA 94538, USA TEL: (510) 771-1000 FAX: (510) 661-0888
This report shall not be reproduced except in full, without the written approval of UL Verification Services Inc.

LOW CHANNEL HARMONICS AND SPURIOUS EMISSIONS

LOW CHANNEL HORIZONTAL PLOT

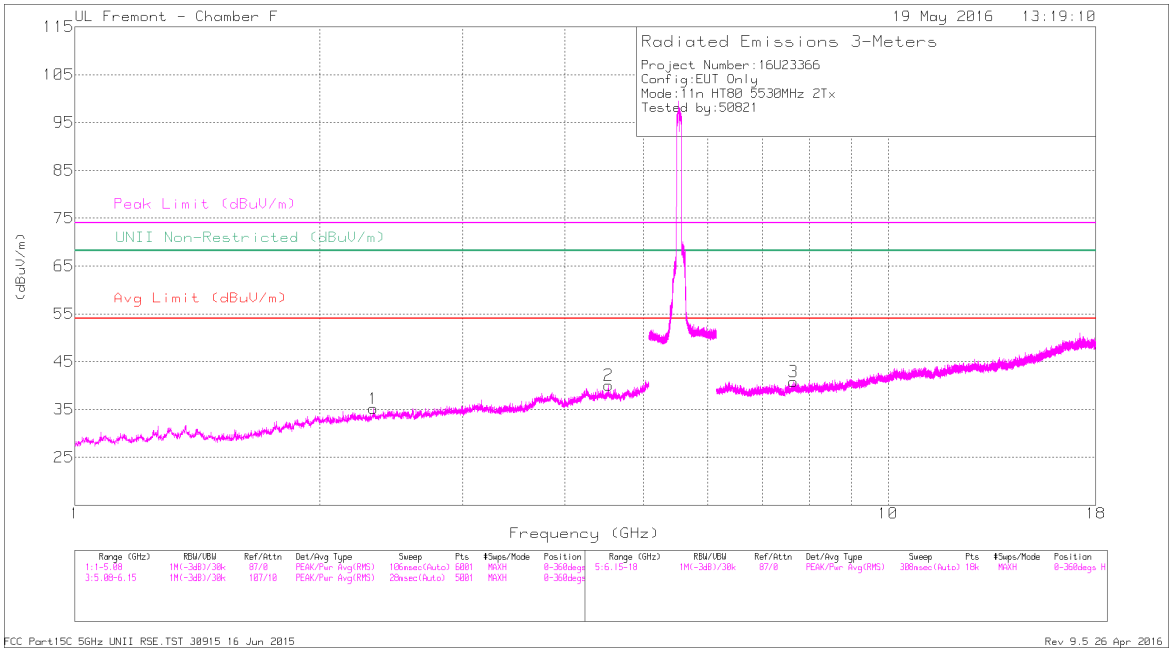

LOW CHANNEL VERTICAL PLOT

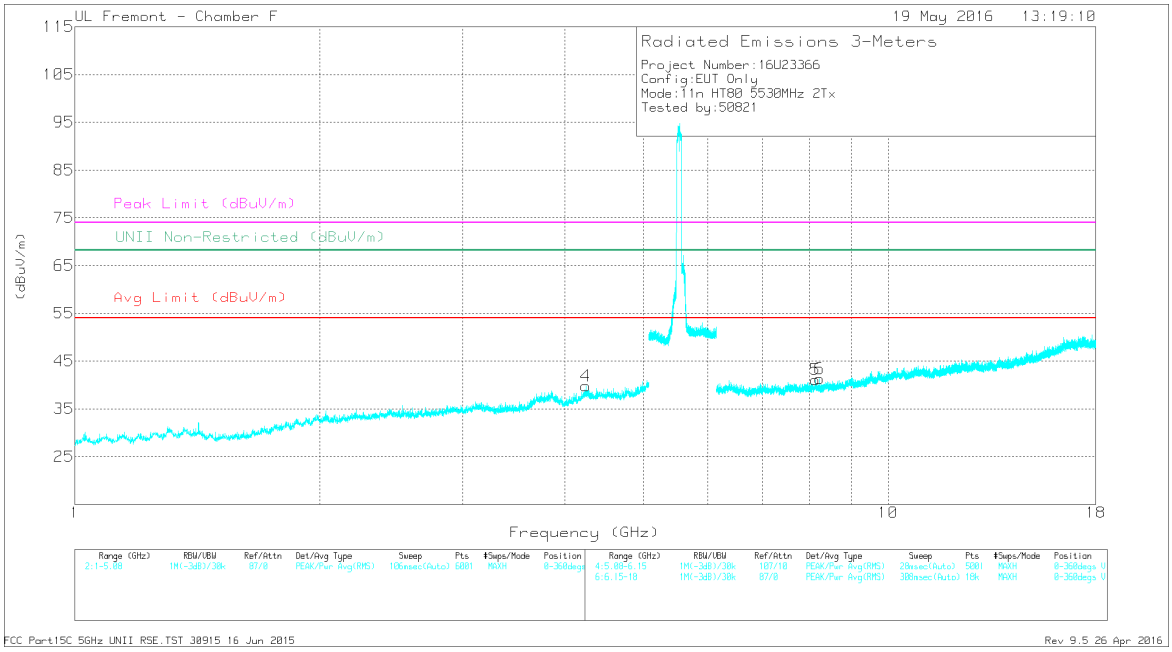

This report shall not be reproduced except in full, without the written approval of UL Verification Services Inc.

DATA

Marker	Frequency (GHz)	Meter Reading (dBuV)	Det	AF T344 (dB/m)	Amp/Cbl/Fltr/Pad (dB)	DC Corr (dB)	Corrected Reading (dBuV/m)	Avg Limit (dBuV/m)	Margin (dB)	Peak Limit (dBuV/m)	PK Margin (dB)	UNII Non-Restricted (dBuV/m)	PK Margin (dB)	Azimuth (Degs)	Height (cm)	Polarity
1	* 2.327	39.74	PK-U	31.8	-30.3	0	41.24	-	-	74	-32.76	-	-	184	141	H
	* 2.33	28.65	ADR	31.8	-30.3	.19	30.34	54	-23.66	-	-	-	-	184	141	H
2	* 4.53	37.53	PK-U	34	-27.6	0	43.93	-	-	74	-30.07	-	-	343	299	H
	* 4.53	27.1	ADR	34	-27.6	.19	33.69	54	-20.31	-	-	-	-	343	299	H
4	* 4.248	37.03	PK-U	33.7	-26.6	0	44.13	-	-	74	-29.87	-	-	343	299	V
	* 4.247	26.8	ADR	33.7	-26.6	.19	34.09	54	-19.91	-	-	-	-	343	299	V
3	* 7.654	35.84	PK-U	35.7	-25.1	0	46.44	-	-	74	-27.56	-	-	343	299	H
	* 7.654	25.66	ADR	35.7	-25.1	.19	36.45	54	-17.55	-	-	-	-	343	299	H
5	* 8.133	35.42	PK-U	35.7	-24.2	0	46.92	-	-	74	-27.08	-	-	343	299	V
	* 8.134	25.49	ADR	35.7	-24.2	.19	37.18	54	-16.82	-	-	-	-	343	299	V
6	* 8.239	36.44	PK-U	35.7	-24.8	0	47.34	-	-	74	-26.66	-	-	38	267	V
	* 8.237	24.81	ADR	35.7	-24.8	.19	35.9	54	-18.1	-	-	-	-	38	267	V

* - indicates frequency in CFR47 Pt 15 / IC RSS-Restricted Band
PK-U - U-NII: Maximum Peak
ADR - U-NII AD primary method, RMS average

UL VERIFICATION SERVICES INC. FORM NO: CCSUP4701J
47173 BENICIA STREET, FREMONT, CA 94538, USA TEL: (510) 771-1000 FAX: (510) 661-0888
This report shall not be reproduced except in full, without the written approval of UL Verification Services Inc.

MID CHANNEL HARMONICS AND SPURIOUS EMISSIONS

MID CHANNEL HORIZONTAL PLOT

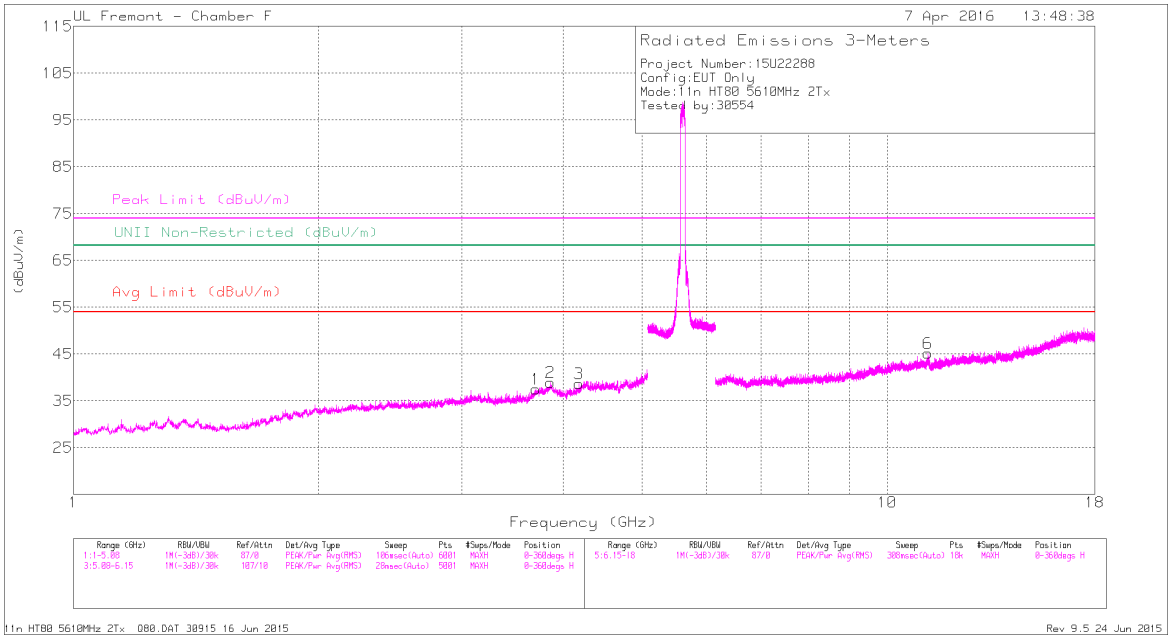

MID CHANNEL VERTICAL PLOT

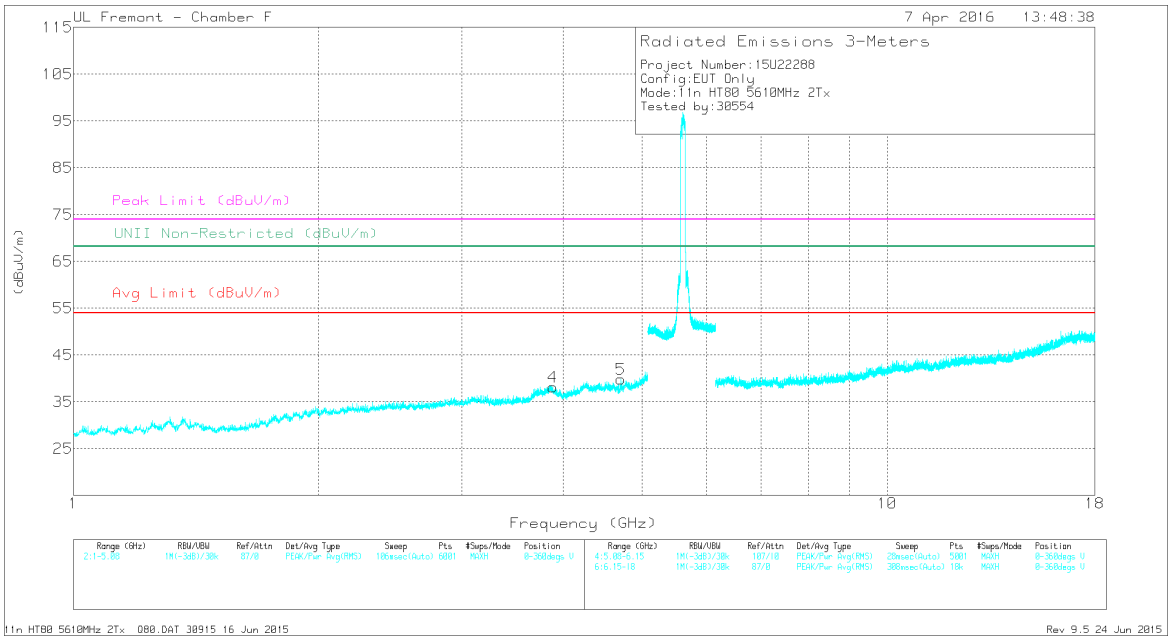

This report shall not be reproduced except in full, without the written approval of UL Verification Services Inc.

DATA

Marker	Frequency (GHz)	Meter Reading (dBuV)	Det	AF T344 (dB/m)	Amp/Cbl/Fltr/Pad (dB)	DC Corr (dB)	Corrected Reading (dBuV/m)	Avg Limit (dBuV/m)	Margin (dB)	Peak Limit (dBuV/m)	PK Margin (dB)	UNII Non-Restricted (dBuV/m)	PK Margin (dB)	Azimuth (Degs)	Height (cm)	Polarity
1	* 3.704	39.85	PK-U	33.3	-28.9	0	44.25	-	-	74	-29.75	-	-	18	105	H
	* 3.703	27.71	ADR	33.3	-28.9	.19	32.3	54	-21.7	-	-	-	-	18	105	H
2	* 3.853	39.53	PK-U	33.4	-28.5	0	44.43	-	-	74	-29.57	-	-	18	105	H
	* 3.853	27.7	ADR	33.4	-28.5	.19	32.79	54	-21.21	-	-	-	-	18	105	H
3	* 4.178	39.36	PK-U	33.7	-29.1	0	43.96	-	-	74	-30.04	-	-	18	105	H
	* 4.177	27.83	ADR	33.7	-29.1	.19	32.62	54	-21.38	-	-	-	-	18	105	H
4	* 3.884	39.2	PK-U	33.4	-28.8	0	43.8	-	-	74	-30.2	-	-	18	105	V
	* 3.885	27.52	ADR	33.4	-28.8	.19	32.31	54	-21.69	-	-	-	-	18	105	V
5	* 4.703	38.9	PK-U	34.2	-27.2	0	45.9	-	-	74	-28.1	-	-	18	105	V
	* 4.704	27.33	ADR	34.2	-27.3	.19	34.42	54	-19.58	-	-	-	-	18	105	V
6	* 11.217	36.08	PK-U	37.9	-22	0	51.98	-	-	74	-22.02	-	-	357	104	H
	* 11.235	24.18	ADR	38	-22	.19	40.37	54	-13.63	-	-	-	-	357	104	H

* - indicates frequency in CFR15.205/IC7.2.2 Restricted Band

PK-U - U-NII: Maximum Peak

ADR - U-NII AD primary method, RMS average

UL VERIFICATION SERVICES INC. FORM NO: CCSUP4701J
47173 BENICIA STREET, FREMONT, CA 94538, USA TEL: (510) 771-1000 FAX: (510) 661-0888
This report shall not be reproduced except in full, without the written approval of UL Verification Services Inc.

CHANNEL 138 HARMONICS AND SPURIOUS EMISSIONS

CHANNEL 138 HORIZONTAL PLOT

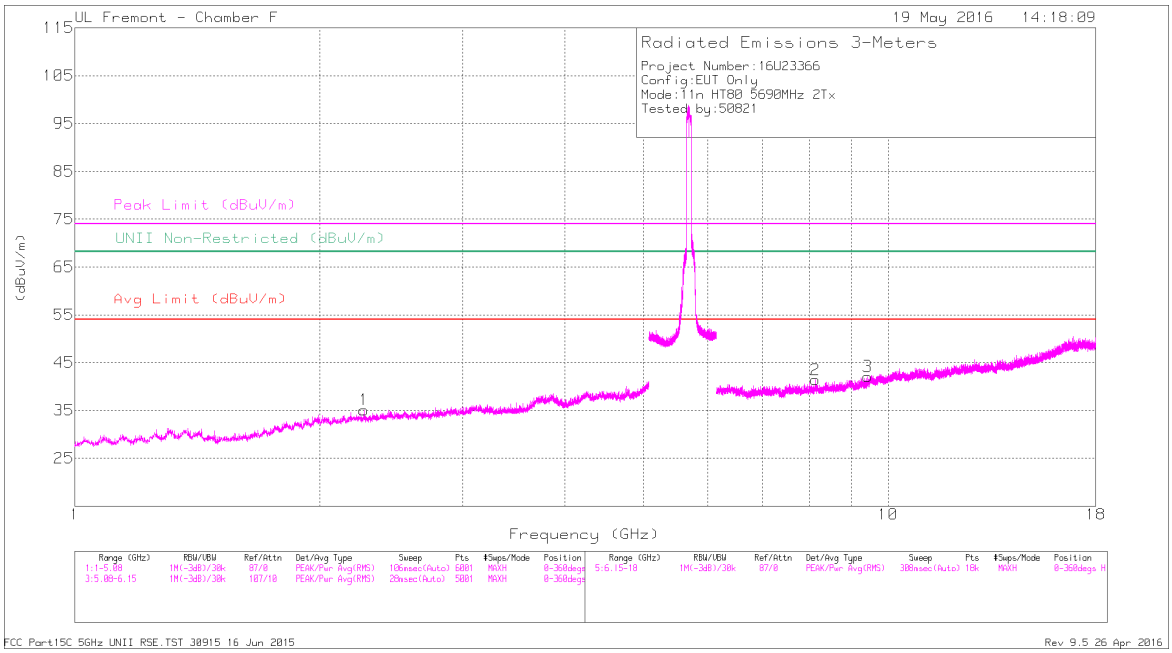

CHANNEL 138 VERTICAL PLOT

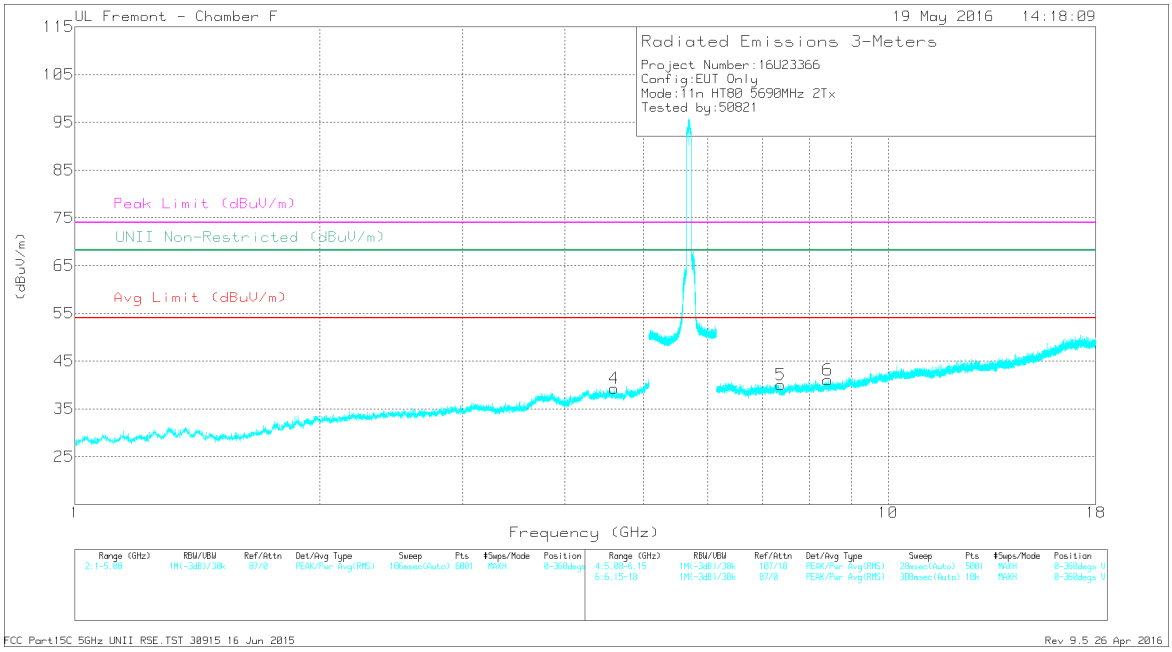

This report shall not be reproduced except in full, without the written approval of UL Verification Services Inc.

DATA

Marker	Frequency (GHz)	Meter Reading (dBuV)	Det	AF T344 (dB/m)	Amp/Cbl/Fltr/Pad (dB)	DC Corr (dB)	Corrected Reading (dBuV/m)	Avg Limit (dBuV/m)	Margin (dB)	Peak Limit (dBuV/m)	PK Margin (dB)	UNII Non-Restricted (dBuV/m)	PK Margin (dB)	Azimuth (Degs)	Height (cm)	Polarity
1	* 2.267	39.95	PK-U	31.7	-30.5	0	41.15	-	-	74	-32.85	-	-	0	100	H
	* 2.267	29.33	ADR	31.7	-30.5	.19	30.72	54	-23.28	-	-	-	-	0	100	H
4	* 4.601	38.32	PK-U	34.1	-27.6	0	44.82	-	-	74	-29.18	-	-	0	100	V
	* 4.601	27.8	ADR	34.1	-27.5	.19	34.59	54	-19.41	-	-	-	-	0	100	V
2	* 8.136	35.85	PK-U	35.7	-24.2	0	47.35	-	-	74	-26.65	-	-	124	203	H
	* 8.136	24.68	ADR	35.7	-24.2	.19	36.37	54	-17.63	-	-	-	-	124	203	H
3	* 9.434	33.85	PK-U	36.4	-22.6	0	47.65	-	-	74	-26.35	-	-	124	203	H
	* 9.434	23.94	ADR	36.4	-22.6	.19	37.93	54	-16.07	-	-	-	-	124	203	H
5	* 7.379	36.76	PK-U	35.6	-26.2	0	46.16	-	-	74	-27.84	-	-	124	203	V
	* 7.378	26.37	ADR	35.6	-26.2	.19	35.96	54	-18.04	-	-	-	-	124	203	V
6	* 8.432	35.06	PK-U	35.7	-24	0	46.76	-	-	74	-27.24	-	-	330	336	V
	* 8.433	24.24	ADR	35.7	-24	.19	36.13	54	-17.87	-	-	-	-	330	336	V

* - indicates frequency in CFR47 Pt 15 / IC RSS-Restricted Band

PK-U - U-NII: Maximum Peak

ADR - U-NII AD primary method, RMS average

This report shall not be reproduced except in full, without the written approval of UL Verification Services Inc.

9.24. 802.11n HT20 1Tx MODE IN THE 5.8 GHz BAND

RESTRICTED BANDEDGE, CHAIN 0 (LOW CHANNEL)

LOW CHANNEL HORIZONTAL PLOT

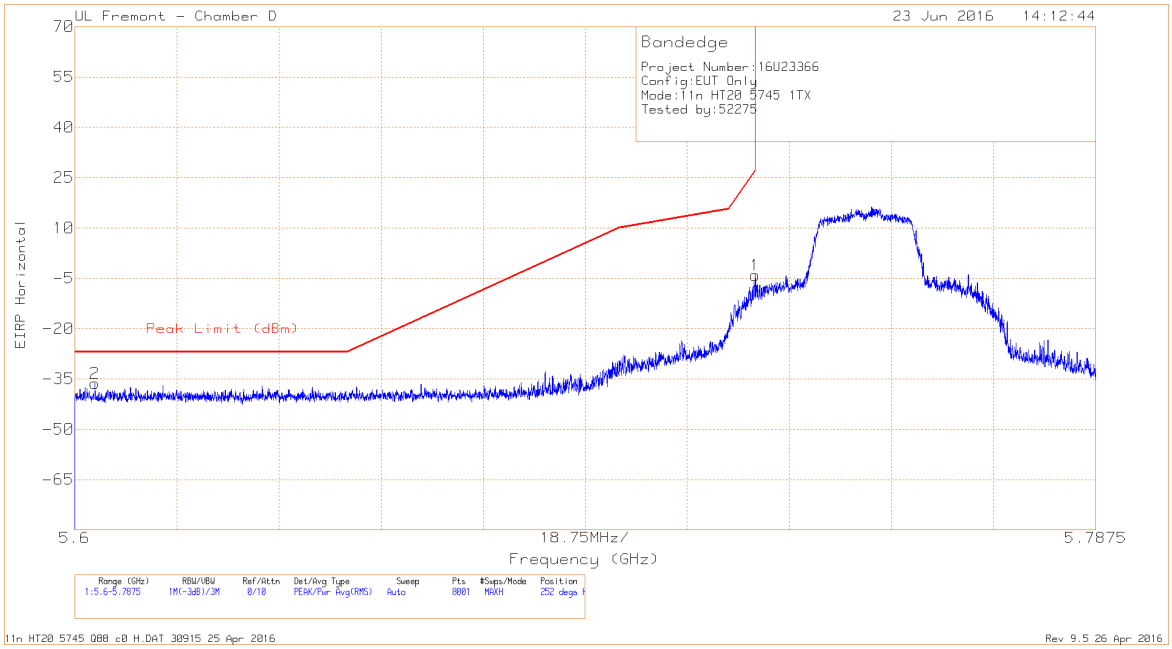

DATA

Marker	Frequency (GHz)	Meter Reading (dBm)	Det	AF T712 (dB/m)	Amp/Cbl/Fltr/Pad (dB)	Conversion Factor (dB)	Corrected Reading EIRP	Peak Limit (dBm)	PK Margin (dB)	Azimuth (Degs)	Height (cm)	Polarity
2	5.604	-65.12	Pk	34.5	-17.5	11.8	-36.32	-27	-9.32	252	175	H
1	5.725	-33.37	Pk	34.8	-17.3	11.8	-4.07	26.99	-31.06	252	175	H

Pk - Peak detector

UL VERIFICATION SERVICES INC. FORM NO: CCSUP4701J
47173 BENICIA STREET, FREMONT, CA 94538, USA TEL: (510) 771-1000 FAX: (510) 661-0888
This report shall not be reproduced except in full, without the written approval of UL Verification Services Inc.

LOW CHANNEL VERTICAL PLOT

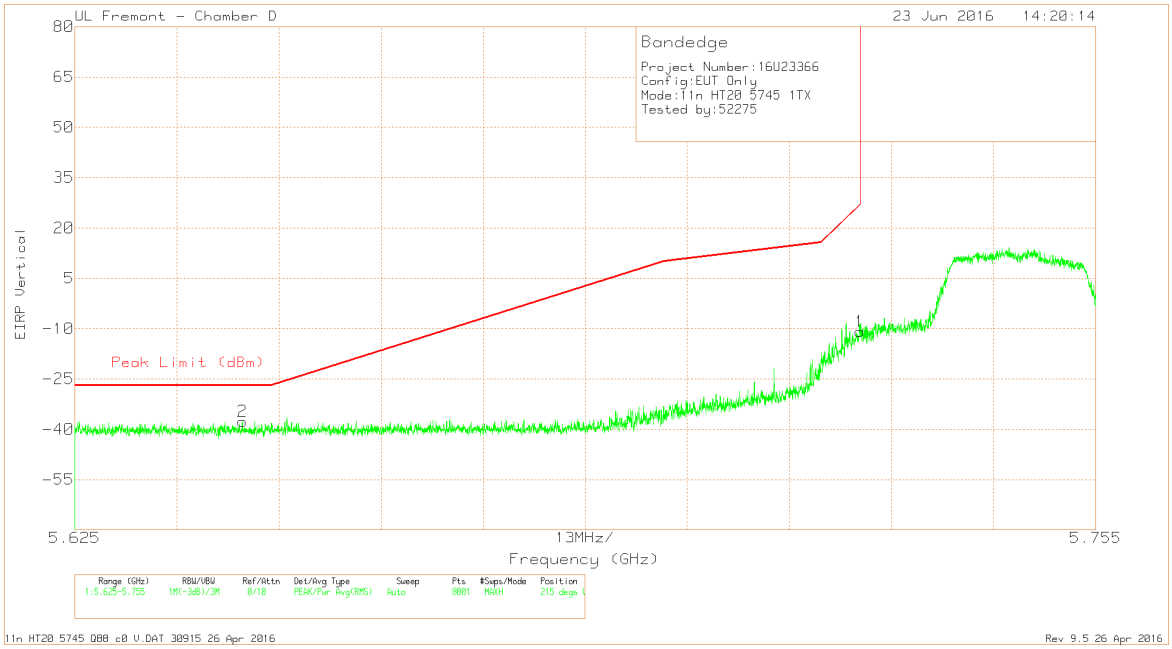

DATA

Marker	Frequency (GHz)	Meter Reading (dBm)	Det	AF T712 (dB/m)	Amp/Cbl/Fltr/Pad (dB)	Conversion Factor (dB)	Corrected Reading EIRP	Peak Limit (dBm)	PK Margin (dB)	Azimuth (Degs)	Height (cm)	Polarity
2	5.646	-66.61	Pk	34.6	-17.4	11.8	-37.61	-27	-10.61	215	342	V
1	5.725	-40.13	Pk	34.8	-17.3	11.8	-10.83	26.97	-37.8	215	342	V

Pk - Peak detector

UL VERIFICATION SERVICES INC. FORM NO: CCSUP4701J
47173 BENICIA STREET, FREMONT, CA 94538, USA TEL: (510) 771-1000 FAX: (510) 661-0888
This report shall not be reproduced except in full, without the written approval of UL Verification Services Inc.

RESTRICTED BANDEDGE, CHAIN 0 (HIGH CHANNEL)

HIGH CHANNEL HORIZONTAL PLOT

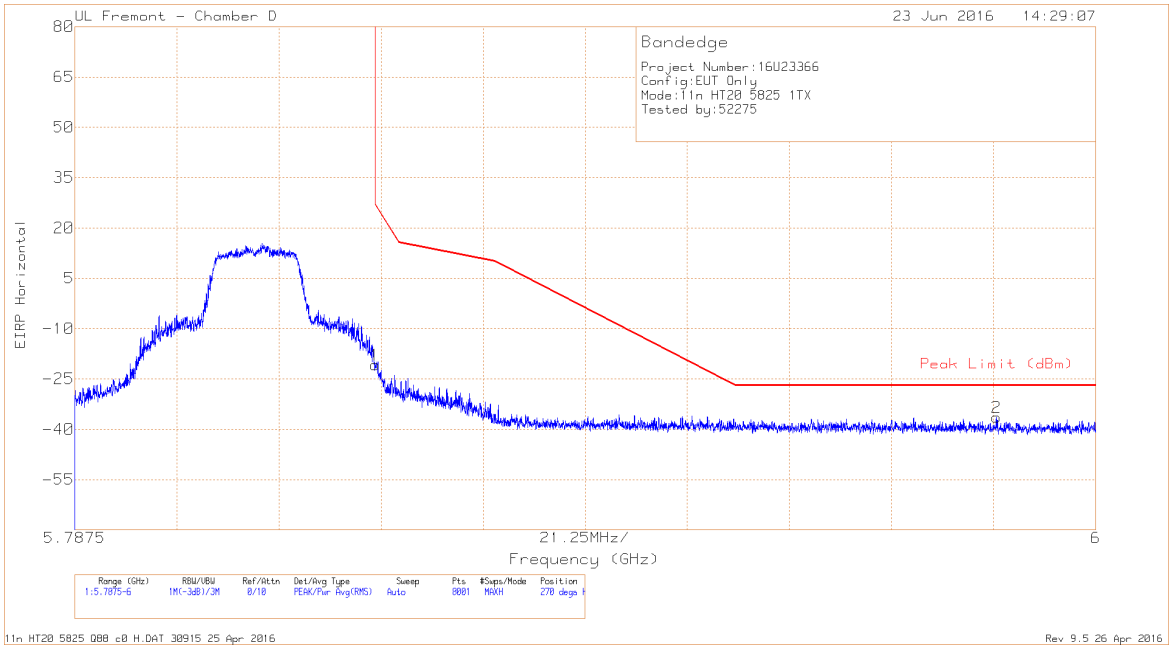

DATA

Marker	Frequency (GHz)	Meter Reading (dBm)	Det	AF T712 (dB/m)	Amp/Cbl/Fltr/Pad (dB)	Conversion Factor (dB)	Corrected Reading EIRP	Peak Limit (dBm)	PK Margin (dB)	Azimuth (Degs)	Height (cm)	Polarity
1	5.85	-50.28	Pk	34.9	-17.3	11.8	-20.88	26.99	-47.87	270	158	H
2	5.979	-66.12	Pk	35.1	-17.2	11.8	-36.42	-27	-9.42	270	158	H

Pk - Peak detector

UL VERIFICATION SERVICES INC. FORM NO: CCSUP4701J
47173 BENICIA STREET, FREMONT, CA 94538, USA TEL: (510) 771-1000 FAX: (510) 661-0888
This report shall not be reproduced except in full, without the written approval of UL Verification Services Inc.

HIGH CHANNEL VERTICAL PLOT

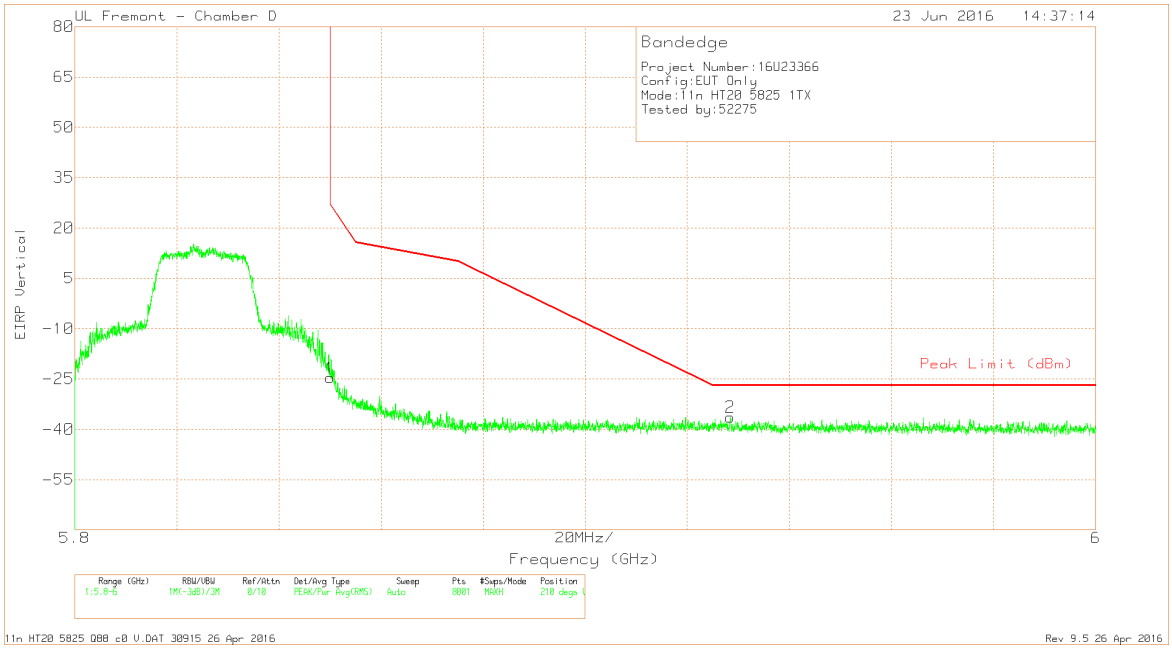

DATA

Marker	Frequency (GHz)	Meter Reading (dBm)	Det	AF T712 (dB/m)	Amp/Cbl/Fltr/Pad (dB)	Conversion Factor (dB)	Corrected Reading EIRP	Peak Limit (dBm)	PK Margin (dB)	Azimuth (Degs)	Height (cm)	Polarity
1	5.85	-54.05	Pk	34.9	-17.3	11.8	-24.65	26.94	-51.59	210	389	V
2	5.928	-66.08	Pk	35	-17.1	11.8	-36.38	-27	-9.38	210	389	V

Pk - Peak detector

UL VERIFICATION SERVICES INC. FORM NO: CCSUP4701J
47173 BENICIA STREET, FREMONT, CA 94538, USA TEL: (510) 771-1000 FAX: (510) 661-0888
This report shall not be reproduced except in full, without the written approval of UL Verification Services Inc.

LOW CHANNEL HARMONICS AND SPURIOUS EMISSIONS

LOW CHANNEL HORIZONTAL PLOT

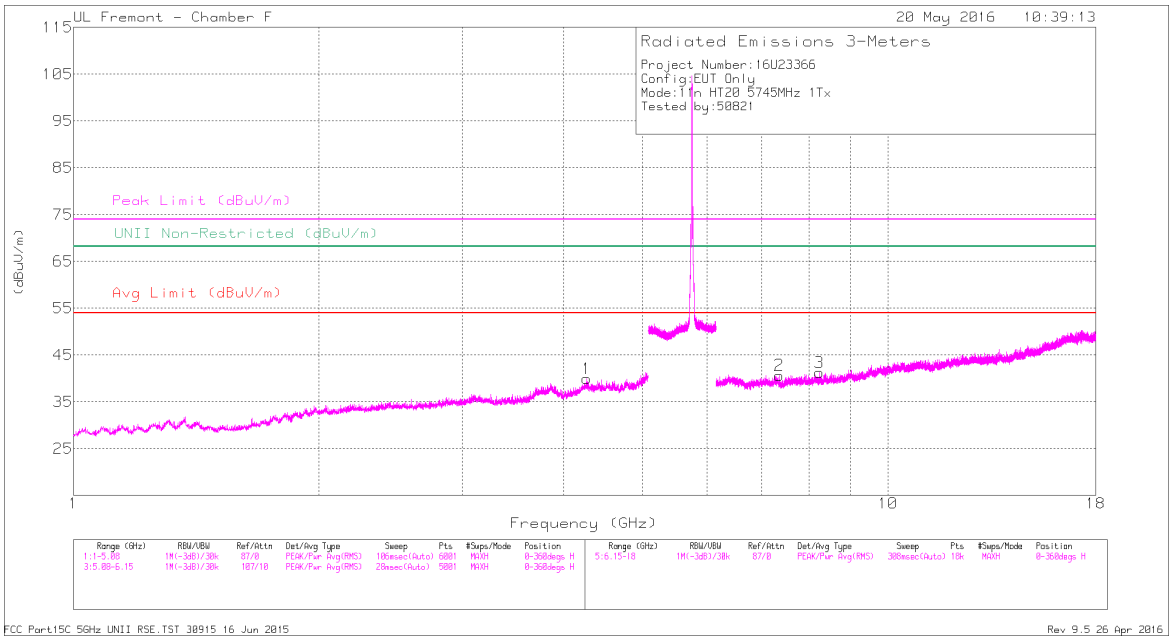

LOW CHANNEL VERTICAL PLOT

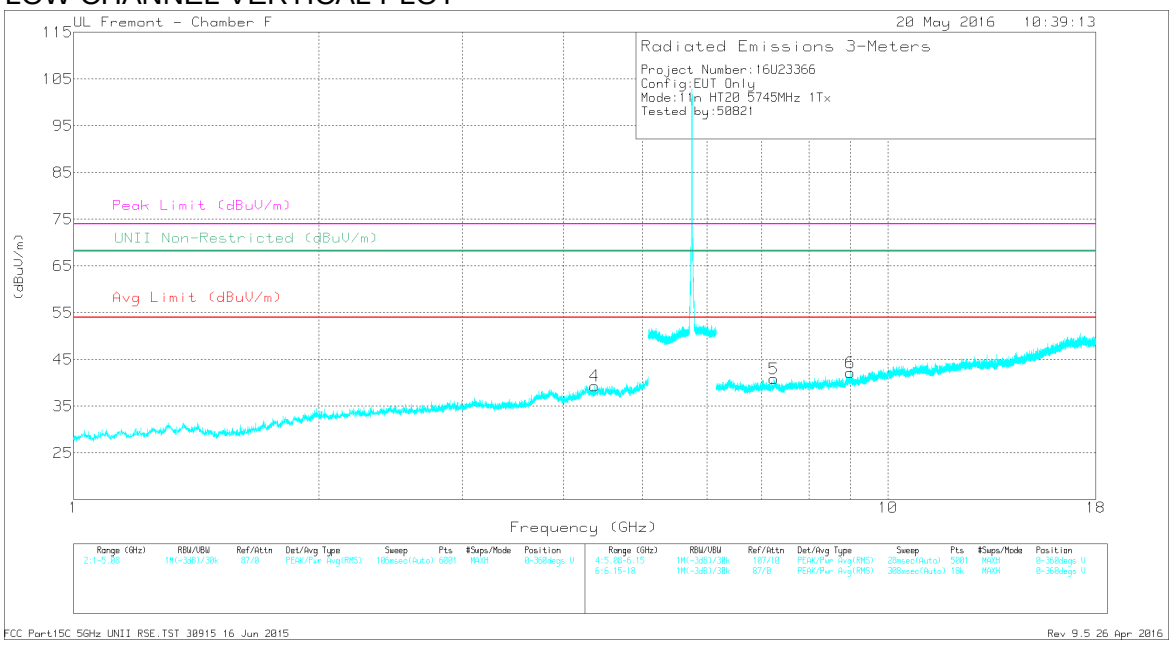

This report shall not be reproduced except in full, without the written approval of UL Verification Services Inc.

DATA

Marker	Frequency (GHz)	Meter Reading (dBuV)	Det	AF T344 (dB/m)	Amp/Cbl/Fltr/Pad (dB)	Corrected Reading (dBuV/m)	Avg Limit (dBuV/m)	Margin (dB)	Peak Limit (dBuV/m)	PK Margin (dB)	UNII Non-Restricted (dBuV/m)	PK Margin (dB)	Azimuth (Degs)	Height (cm)	Polarity
1	* 4.267	36.83	PK-U	33.7	-26.5	44.03	-	-	74	-29.97	-	-	350	317	H
	* 4.27	27.13	ADR	33.7	-26.5	34.33	54	-19.67	-	-	-	-	350	317	H
4	* 4.363	38.4	PK-U	33.9	-28.9	43.4	-	-	74	-30.6	-	-	173	120	V
	* 4.362	28.36	ADR	33.9	-28.9	33.36	54	-20.64	-	-	-	-	173	120	V
2	* 7.35	35.96	PK-U	35.6	-25.9	45.66	-	-	74	-28.34	-	-	60	164	H
	* 7.351	26.1	ADR	35.6	-25.9	35.8	54	-18.2	-	-	-	-	60	164	H
3	* 8.236	35.5	PK-U	35.7	-24.8	46.4	-	-	74	-27.6	-	-	258	171	H
	* 8.238	24.87	ADR	35.7	-24.8	35.77	54	-18.23	-	-	-	-	258	171	H
5	7.25	36.63	PK-U	35.6	-25.7	46.53	-	-	-	-	68.2	-21.67	144	109	V
6	9	35.15	PK-U	35.9	-22.7	48.35	-	-	-	-	68.2	-19.85	112	329	V

* - indicates frequency in CFR47 Pt 15 / IC RSS-Restricted Band
PK-U - U-NII: Maximum Peak
ADR - U-NII AD primary method, RMS average

UL VERIFICATION SERVICES INC. FORM NO: CCSUP4701J
47173 BENICIA STREET, FREMONT, CA 94538, USA TEL: (510) 771-1000 FAX: (510) 661-0888
This report shall not be reproduced except in full, without the written approval of UL Verification Services Inc.

MID CHANNEL HARMONICS AND MID CHANNEL SPURIOUS EMISSIONS

MID CHANNEL HORIZONTAL PLOT

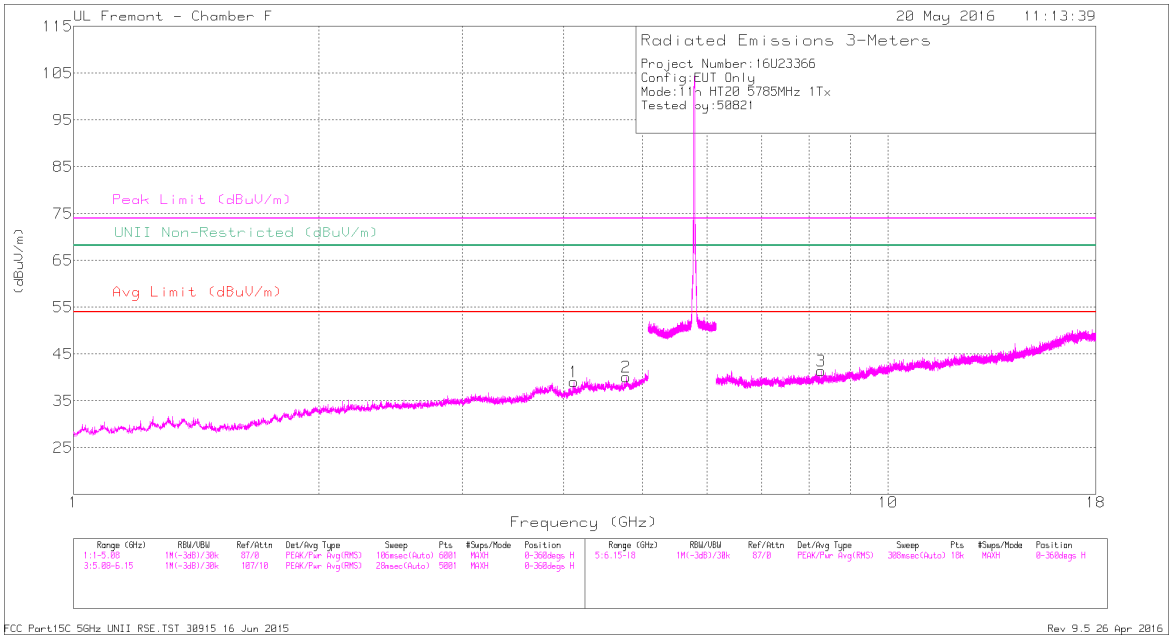

MID CHANNEL VERTICAL PLOT

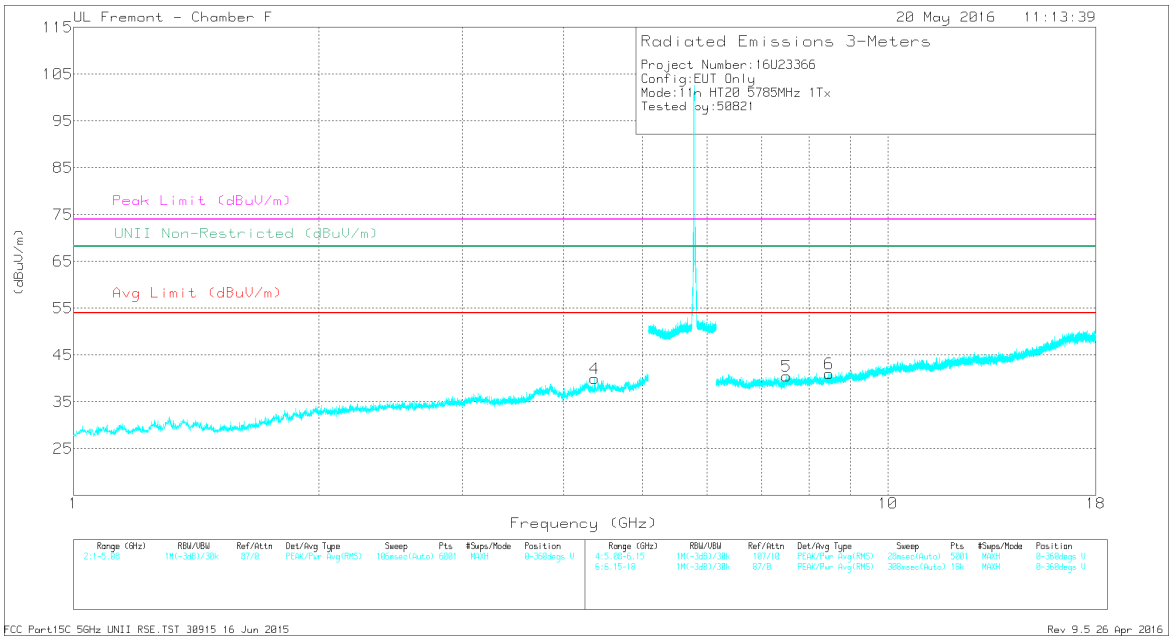

This report shall not be reproduced except in full, without the written approval of UL Verification Services Inc.

DATA

Marker	Frequency (GHz)	Meter Reading (dBuV)	Det	AF T344 (dB/m)	Amp/Cbl/Fltr/Pad (dB)	Corrected Reading (dBuV/m)	Avg Limit (dBuV/m)	Margin (dB)	Peak Limit (dBuV/m)	PK Margin (dB)	UNII Non-Restricted (dBuV/m)	PK Margin (dB)	Azimuth (Degs)	Height (cm)	Polarity
1	* 4.117	38.48	PK-U	33.7	-28.6	43.58	-	-	74	-30.42	-	-	171	159	H
	* 4.117	28.03	ADR	33.7	-28.6	33.13	54	-20.87	-	-	-	-	171	159	H
2	* 4.768	37.83	PK-U	34.1	-27.4	44.53	-	-	74	-29.47	-	-	77	246	H
	* 4.769	27.76	ADR	34.1	-27.4	34.46	54	-19.54	-	-	-	-	77	246	H
4	* 4.362	38.33	PK-U	33.9	-28.9	43.33	-	-	74	-30.67	-	-	127	111	V
	* 4.364	28.31	ADR	33.9	-28.9	33.31	54	-20.69	-	-	-	-	127	111	V
3	* 8.278	35.67	PK-U	35.7	-24.8	46.57	-	-	74	-27.43	-	-	360	202	H
	* 8.276	25.28	ADR	35.7	-24.7	36.28	54	-17.72	-	-	-	-	360	202	H
5	* 7.504	35.58	PK-U	35.6	-25	46.18	-	-	74	-27.82	-	-	191	241	V
	* 7.503	25.67	ADR	35.6	-25	36.27	54	-17.73	-	-	-	-	191	241	V
6	* 8.469	35.74	PK-U	35.8	-24.6	46.94	-	-	74	-27.06	-	-	242	264	V
	* 8.47	25.42	ADR	35.8	-24.6	36.62	54	-17.38	-	-	-	-	242	264	V

* - indicates frequency in CFR47 Pt 15 / IC RSS-Restricted Band
PK-U - U-NII: Maximum Peak
ADR - U-NII AD primary method, RMS average

This report shall not be reproduced except in full, without the written approval of UL Verification Services Inc.

HIGH CHANNEL HARMONICS AND SPURIOUS EMISSIONS

HIGH CHANNEL HORIZONTAL PLOT

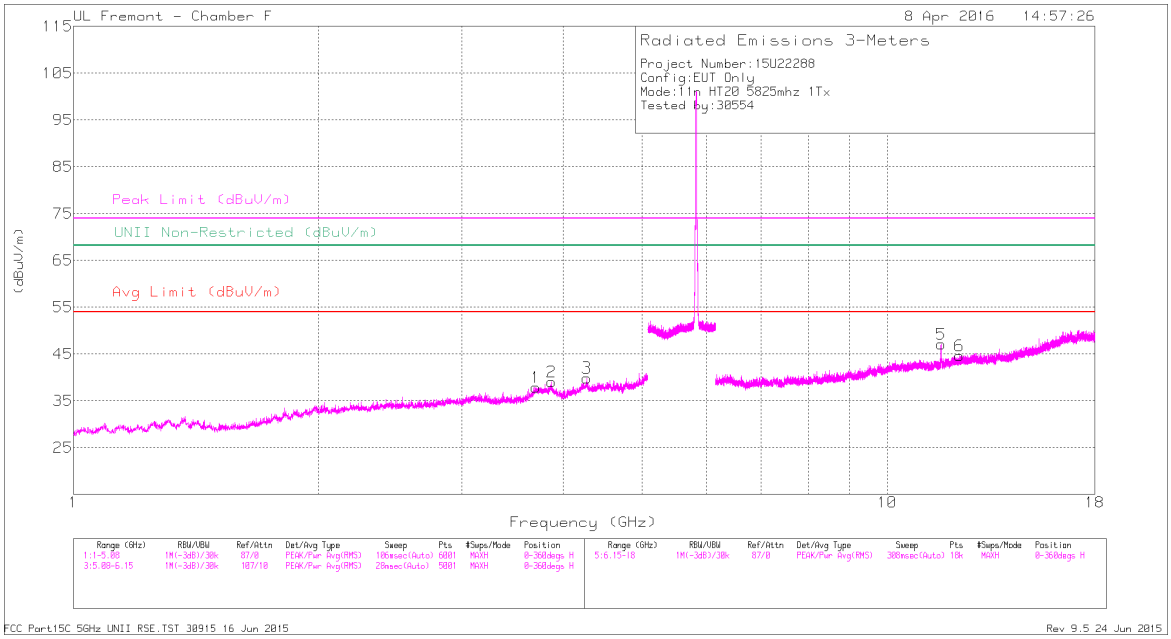

HIGH CHANNEL VERTICAL PLOT

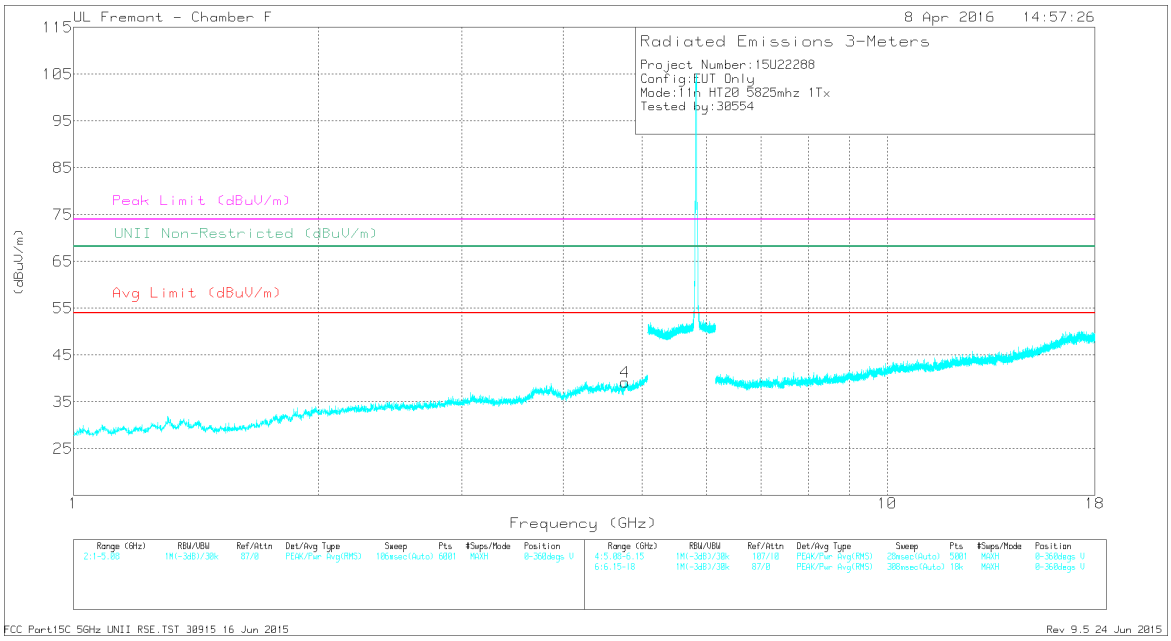

This report shall not be reproduced except in full, without the written approval of UL Verification Services Inc.

DATA

Markers	Frequency (GHz)	Meter Reading (dBuV)	Det	AF T344 (dB/m)	Amp/Cbl/Fltr/Pad (dB)	Corrected Reading (dBuV/m)	Avg Limit (dBuV/m)	Margin (dB)	Peak Limit (dBuV/m)	PK Margin (dB)	UNII Non-Restricted (dBuV/m)	PK Margin (dB)	Azimuth (Degs)	Height (cm)	Polarity
1	* 3.698	40.19	PK-U	33.3	-28.9	44.59	-	-	74	-29.41	-	-	19	103	H
	* 3.698	28	ADR	33.3	-28.9	32.4	54	-21.6	-	-	-	-	19	103	H
2	* 3.867	39.59	PK-U	33.4	-28.5	44.49	-	-	74	-29.51	-	-	19	103	H
	* 3.866	27.73	ADR	33.4	-28.5	32.63	54	-21.37	-	-	-	-	19	103	H
3	* 4.276	38.29	PK-U	33.7	-26.7	45.29	-	-	74	-28.71	-	-	19	103	H
	* 4.277	26.62	ADR	33.7	-26.7	33.62	54	-20.38	-	-	-	-	19	103	H
4	* 4.763	39.53	PK-U	34.1	-27.5	46.13	-	-	74	-27.87	-	-	19	103	V
	* 4.764	27.64	ADR	34.1	-27.4	34.34	54	-19.66	-	-	-	-	19	103	V
5	* 11.649	41.49	PK-U	38.2	-22.6	57.09	-	-	74	-16.91	-	-	19	103	H
	* 11.65	28.6	ADR	38.2	-22.6	44.2	54	-9.8	-	-	-	-	19	103	H
6	* 12.279	35.88	PK-U	38.9	-22.8	51.98	-	-	74	-22.02	-	-	19	103	H
	* 12.279	24.03	ADR	38.9	-22.8	40.13	54	-13.87	-	-	-	-	19	103	H

* - indicates frequency in CFR15.205/IC7.2.2 Restricted Band

PK-U - U-NII: Maximum Peak

ADR - U-NII AD primary method, RMS average

UL VERIFICATION SERVICES INC. FORM NO: CCSUP4701J
47173 BENICIA STREET, FREMONT, CA 94538, USA TEL: (510) 771-1000 FAX: (510) 661-0888
This report shall not be reproduced except in full, without the written approval of UL Verification Services Inc.

RESTRICTED BANDEDGE, CHAIN 1 (LOW CHANNEL)

LOW CHANNEL HORIZONTAL PLOT

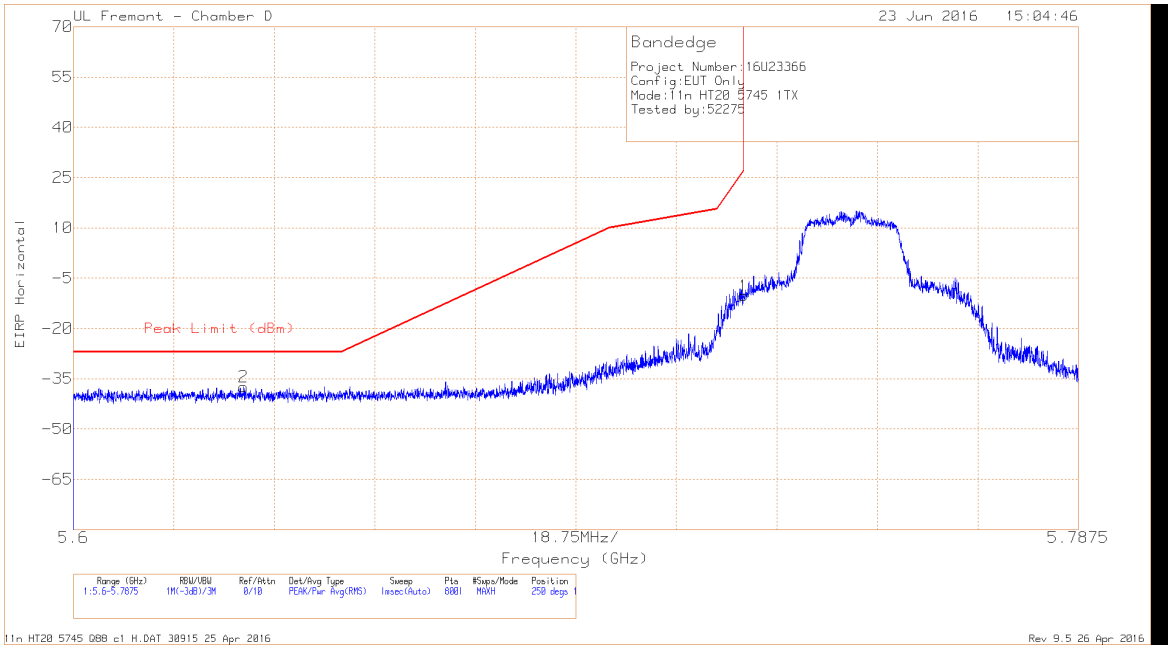

DATA

Marker	Frequency (GHz)	Meter Reading (dBm)	Det	AF T712 (dB/m)	Amp/Cbl/Fltr/Pad (dB)	Conversion Factor (dB)	Corrected Reading EIRP	Peak Limit (dBm)	PK Margin (dB)	Azimuth (Degs)	Height (cm)	Polarity
2	5.632	-66.49	Pk	34.6	-17.3	11.8	-37.39	-27	-10.39	250	165	H
1	5.725	-39.57	Pk	34.8	-17.3	11.8	-10.27	26.99	-37.26	250	165	H

Pk - Peak detector

UL VERIFICATION SERVICES INC. FORM NO: CCSUP4701J
47173 BENICIA STREET, FREMONT, CA 94538, USA TEL: (510) 771-1000 FAX: (510) 661-0888
This report shall not be reproduced except in full, without the written approval of UL Verification Services Inc.

LOW CHANNEL VERTICAL PLOT

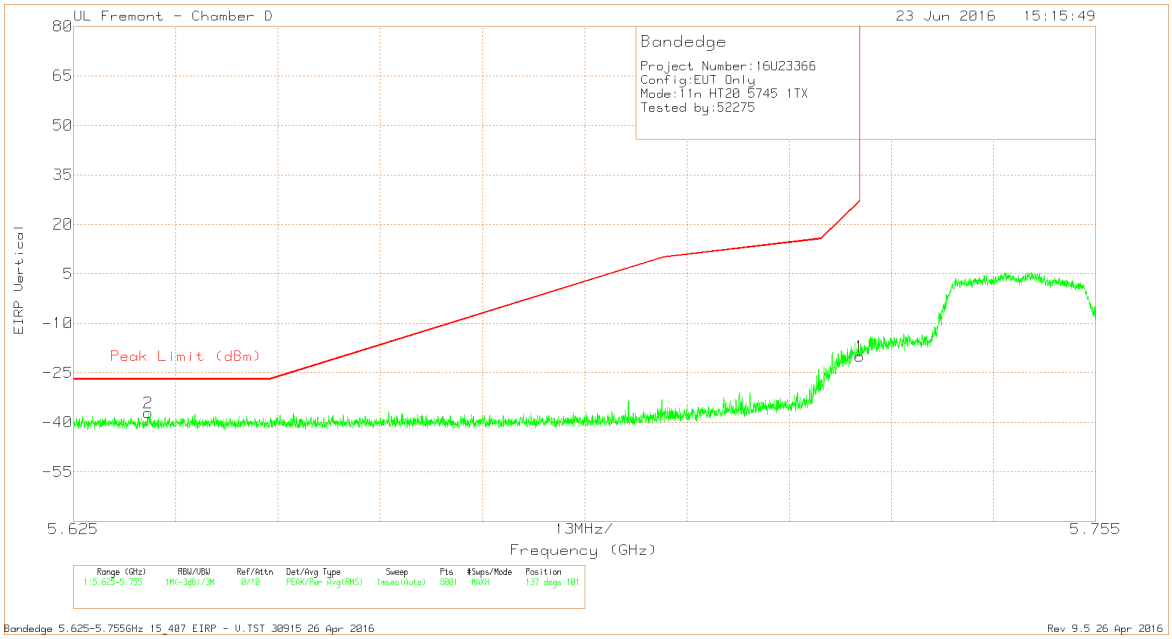

DATA

Marker	Frequency (GHz)	Meter Reading (dBm)	Det	AF T712 (dB/m)	Amp/Cbl/Fltr/Pad (dB)	Conversion Factor (dB)	Corrected Reading EIRP	Peak Limit (dBm)	PK Margin (dB)	Azimuth (Degs)	Height (cm)	Polarity
2	5.635	-66.29	Pk	34.6	-17.3	11.8	-37.19	-27	-10.19	137	101	V
1	5.725	-49.22	Pk	34.8	-17.3	11.8	-19.92	26.97	-46.89	137	101	V

Pk - Peak detector

UL VERIFICATION SERVICES INC. FORM NO: CCSUP4701J
47173 BENICIA STREET, FREMONT, CA 94538, USA TEL: (510) 771-1000 FAX: (510) 661-0888
This report shall not be reproduced except in full, without the written approval of UL Verification Services Inc.

RESTRICTED BANDEDGE, CHAIN 1 (HIGH CHANNEL)

HIGH CHANNEL HORIZONTAL PLOT

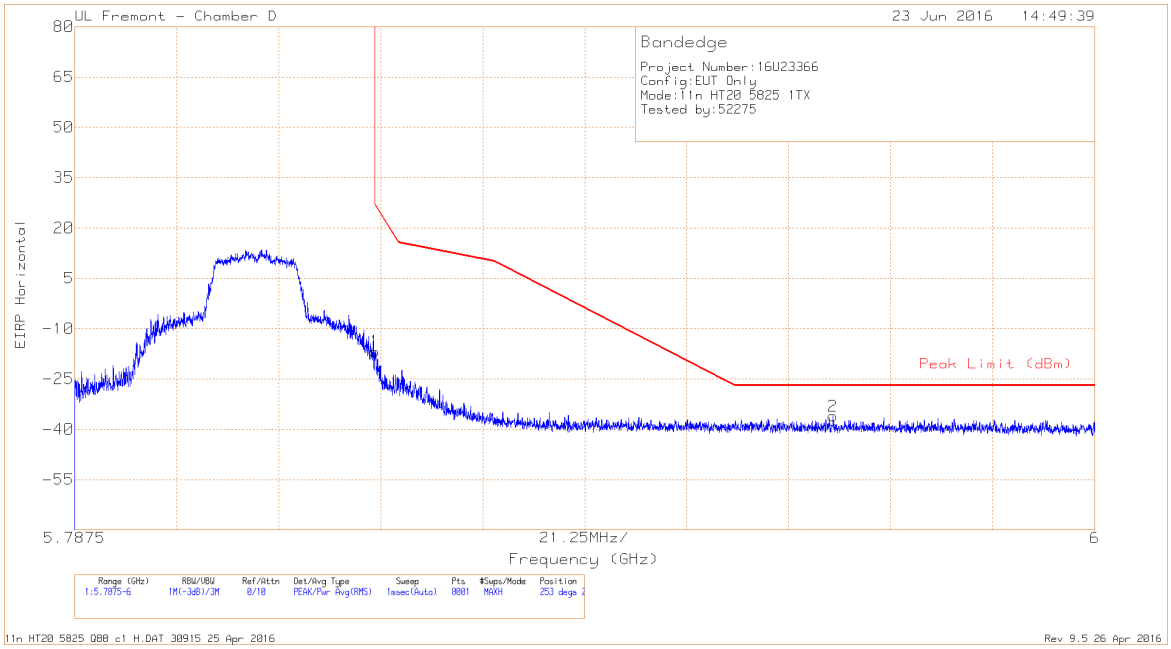

DATA

Marker	Frequency (GHz)	Meter Reading (dBm)	Det	AF T712 (dB/m)	Amp/Cbl/Fltr/Pad (dB)	Conversion Factor (dB)	Corrected Reading EIRP	Peak Limit (dBm)	PK Margin (dB)	Azimuth (Degs)	Height (cm)	Polarity
1	5.85	-46.16	Pk	34.9	-17.3	11.8	-16.76	26.99	-43.75	253	215	H
2	5.945	-65.64	Pk	35	-17.2	11.8	-36.04	-27	-9.04	253	215	H

Pk - Peak detector

UL VERIFICATION SERVICES INC. FORM NO: CCSUP4701J
47173 BENICIA STREET, FREMONT, CA 94538, USA TEL: (510) 771-1000 FAX: (510) 661-0888
This report shall not be reproduced except in full, without the written approval of UL Verification Services Inc.

HIGH CHANNEL VERTICAL PLOT

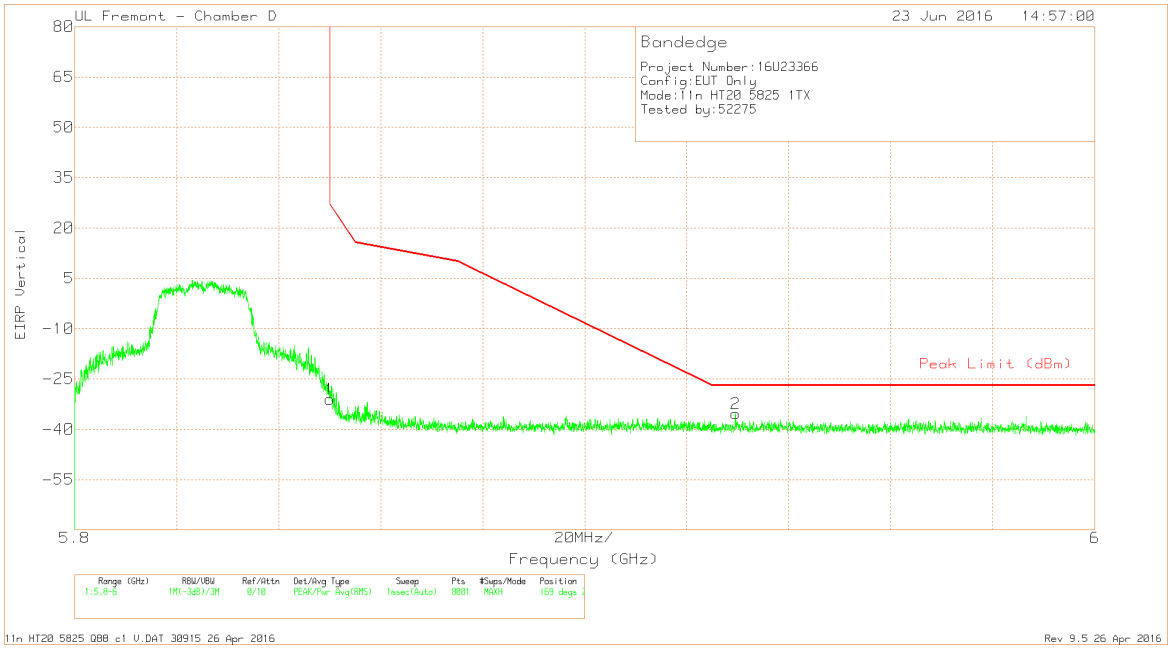

DATA

Marker	Frequency (GHz)	Meter Reading (dBm)	Det	AF T712 (dB/m)	Amp/Cbl/Fltr/Pad (dB)	Conversion Factor (dB)	Corrected Reading EIRP	Peak Limit (dBm)	PK Margin (dB)	Azimuth (Degs)	Height (cm)	Polarity
1	5.85	-60.45	Pk	34.9	-17.3	11.8	-31.05	26.94	-57.99	169	245	V
2	5.93	-65.06	Pk	35	-17.1	11.8	-35.36	-27	-8.36	169	245	V

Pk - Peak detector

UL VERIFICATION SERVICES INC. FORM NO: CCSUP4701J
47173 BENICIA STREET, FREMONT, CA 94538, USA TEL: (510) 771-1000 FAX: (510) 661-0888
This report shall not be reproduced except in full, without the written approval of UL Verification Services Inc.

LOW CHANNEL HARMONICS AND SPURIOUS EMISSIONS

LOW CHANNEL HORIZONTAL PLOT

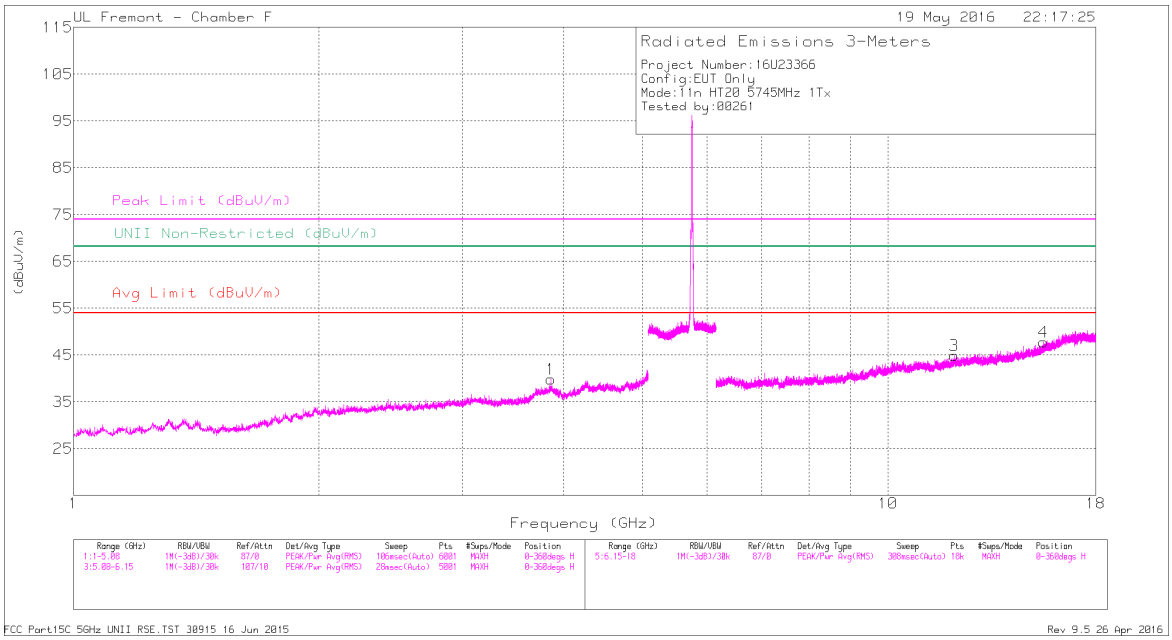

LOW CHANNEL VERTICAL PLOT

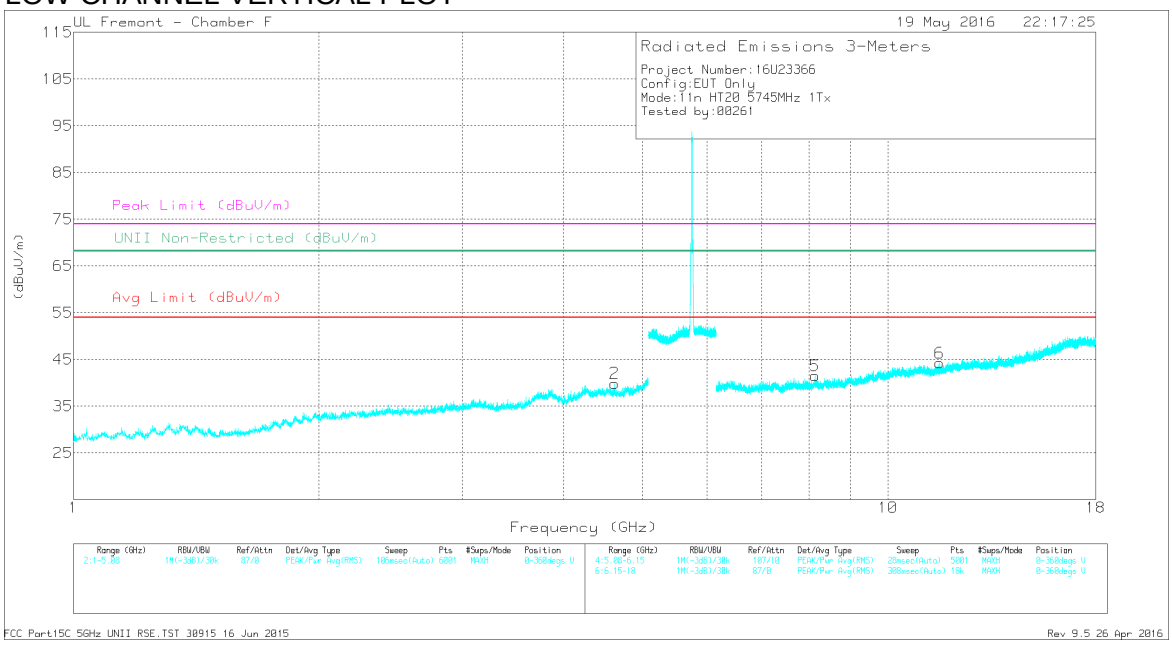

This report shall not be reproduced except in full, without the written approval of UL Verification Services Inc.

DATA

Marker	Frequency (GHz)	Meter Reading (dBuV)	Det	AF T344 (dB/m)	Amp/Cbl/Fltr/Pad (dB)	Corrected Reading (dBuV/m)	Avg Limit (dBuV/m)	Margin (dB)	Peak Limit (dBuV/m)	PK Margin (dB)	UNII Non-Restricted (dBuV/m)	PK Margin (dB)	Azimuth (Degs)	Height (cm)	Polarity
1	* 3.859	38.64	PK-U	33.4	-28.4	43.64	-	-	74	-30.36	-	-	135	113	H
	* 3.858	27.86	ADR	33.4	-28.4	32.86	54	-21.14	-	-	-	-	135	113	H
2	* 4.616	37.72	PK-U	34.1	-27.4	44.42	-	-	74	-29.58	-	-	48	134	V
	* 4.614	26.94	ADR	34.1	-27.4	33.64	54	-20.36	-	-	-	-	48	134	V
3	* 12.051	34.23	PK-U	38.8	-22.4	50.63	-	-	74	-23.37	-	-	295	150	H
	* 12.053	23.49	ADR	38.8	-22.4	39.89	54	-14.11	-	-	-	-	295	150	H
4	* 15.523	34.86	PK-U	40.5	-22.4	52.96	-	-	74	-21.04	-	-	156	379	H
	* 15.522	24.37	ADR	40.5	-22.4	42.47	54	-11.53	-	-	-	-	156	379	H
5	* 8.137	34.82	PK-U	35.7	-24.3	46.22	-	-	74	-27.78	-	-	222	239	V
	* 8.135	24.79	ADR	35.7	-24.2	36.29	54	-17.71	-	-	-	-	222	239	V
6	* 11.57	33.86	PK-U	38.1	-22.5	49.46	-	-	74	-24.54	-	-	212	162	V
	* 11.571	23.15	ADR	38.1	-22.5	38.75	54	-15.25	-	-	-	-	212	162	V

* - indicates frequency in CFR47 Pt 15 / IC RSS-Restricted Band
PK-U - U-NII: Maximum Peak
ADR - U-NII AD primary method, RMS average

This report shall not be reproduced except in full, without the written approval of UL Verification Services Inc.

MID CHANNEL HARMONICS AND SPURIOUS EMISSIONS

MID CHANNEL HORIZONTAL PLOT

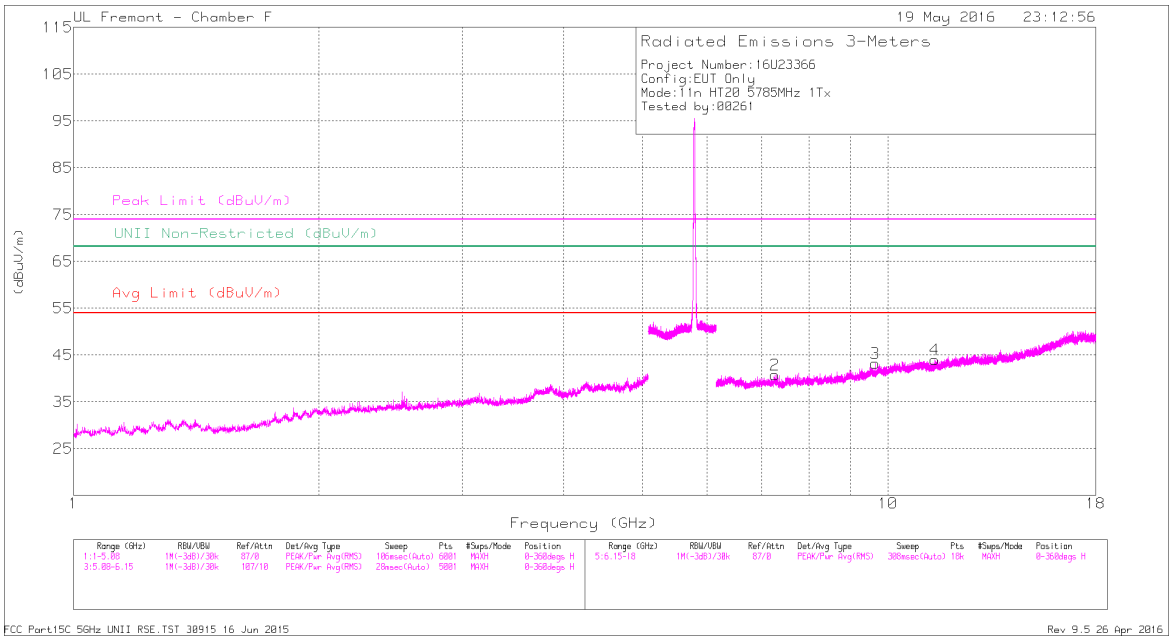

MID CHANNEL VERTICAL PLOT

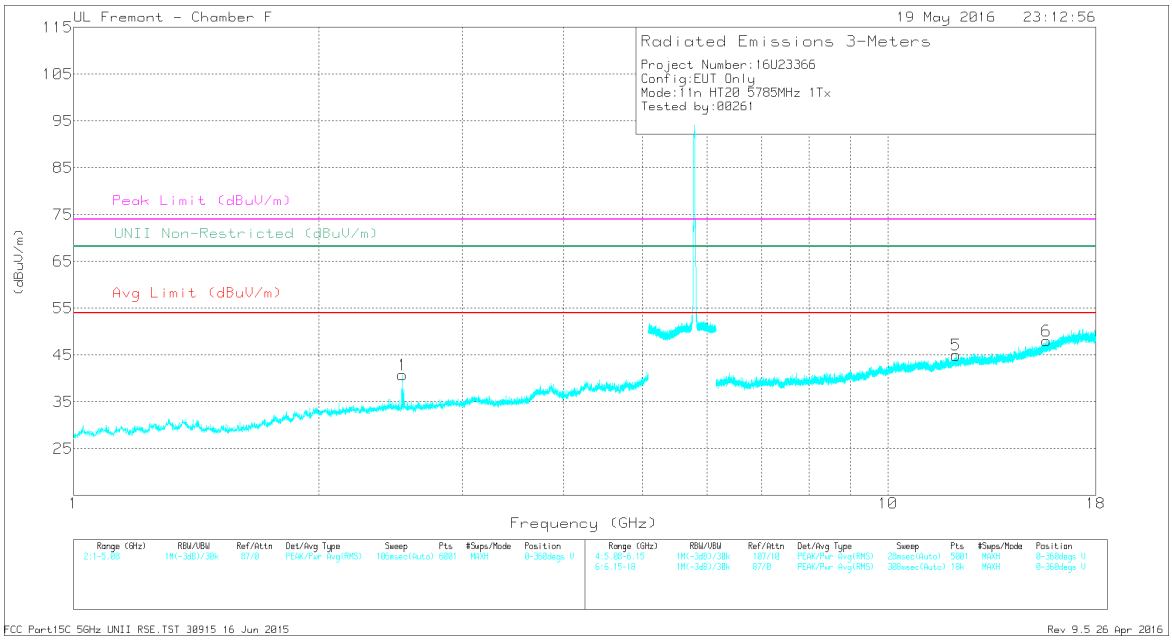

This report shall not be reproduced except in full, without the written approval of UL Verification Services Inc.

DATA

Marker	Frequency (GHz)	Meter Reading (dBuV)	Det	AF T344 (dB/m)	Amp/Cbl/Fltr/Pad (dB)	Corrected Reading (dBuV/m)	Avg Limit (dBuV/m)	Margin (dB)	Peak Limit (dBuV/m)	PK Margin (dB)	UNII Non-Restricted (dBuV/m)	PK Margin (dB)	Azimuth (Degs)	Height (cm)	Polarity
1	2.534	40.46	PK-U	32.2	-30.5	42.16	-	-	-	-	68.2	-26.04	112	153	V
2	* 7.268	36.29	PK-U	35.5	-25.2	46.59	-	-	74	-27.41	-	-	42	253	H
	* 7.268	26.08	ADR	35.5	-25.2	36.38	54	-17.62	-	-	-	-	42	253	H
3	9.644	34.95	PK-U	36.6	-22.4	49.15	-	-	-	-	68.2	-19.05	238	132	H
4	* 11.425	33.57	PK-U	38	-21.9	49.67	-	-	74	-24.33	-	-	330	227	H
	* 11.426	23.69	ADR	38	-21.9	39.79	54	-14.21	-	-	-	-	330	227	H
5	* 12.135	34.82	PK-U	38.9	-22.5	51.22	-	-	74	-22.78	-	-	222	154	V
	* 12.132	24.11	ADR	38.9	-22.4	40.61	54	-13.39	-	-	-	-	222	154	V
6	* 15.673	34.49	PK-U	40.7	-22.1	53.09	-	-	74	-20.91	-	-	94	195	V
	* 15.674	24.83	ADR	40.7	-22.1	43.43	54	-10.57	-	-	-	-	94	195	V

* - indicates frequency in CFR47 Pt 15 / IC RSS-Restricted Band

PK-U - U-NII: Maximum Peak

ADR - U-NII AD primary method, RMS average

UL VERIFICATION SERVICES INC. FORM NO: CCSUP4701J
47173 BENICIA STREET, FREMONT, CA 94538, USA TEL: (510) 771-1000 FAX: (510) 661-0888

This report shall not be reproduced except in full, without the written approval of UL Verification Services Inc.

HIGH CHANNEL HARMONICS AND SPURIOUS EMISSIONS

HIGH CHANNEL HORIZONTAL PLOT

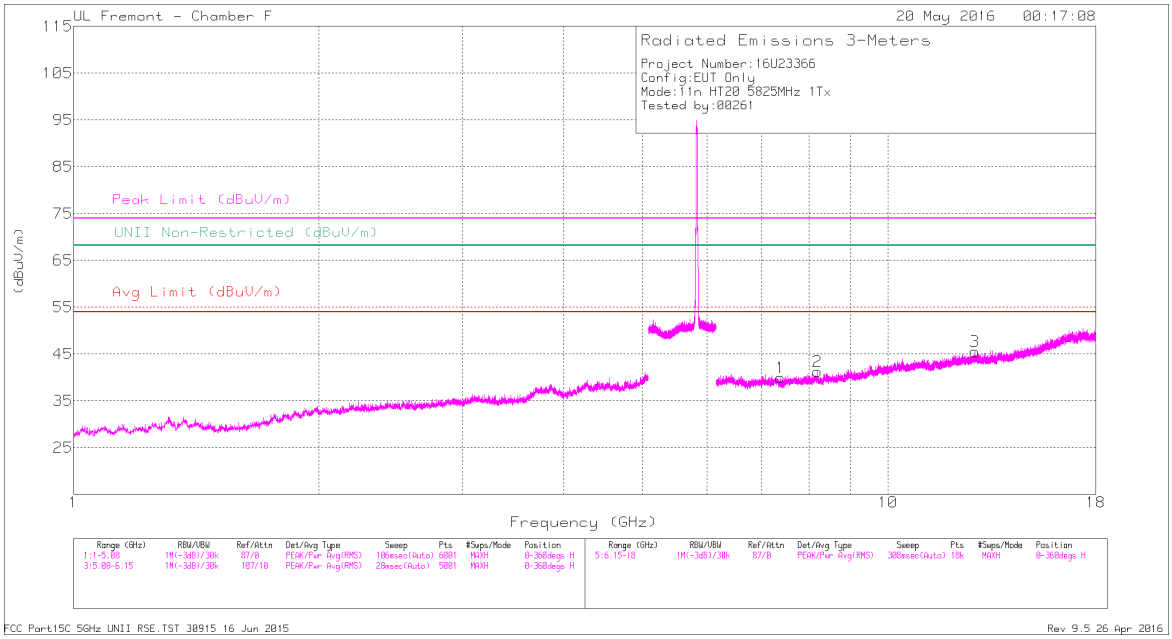

HIGH CHANNEL VERTICAL PLOT

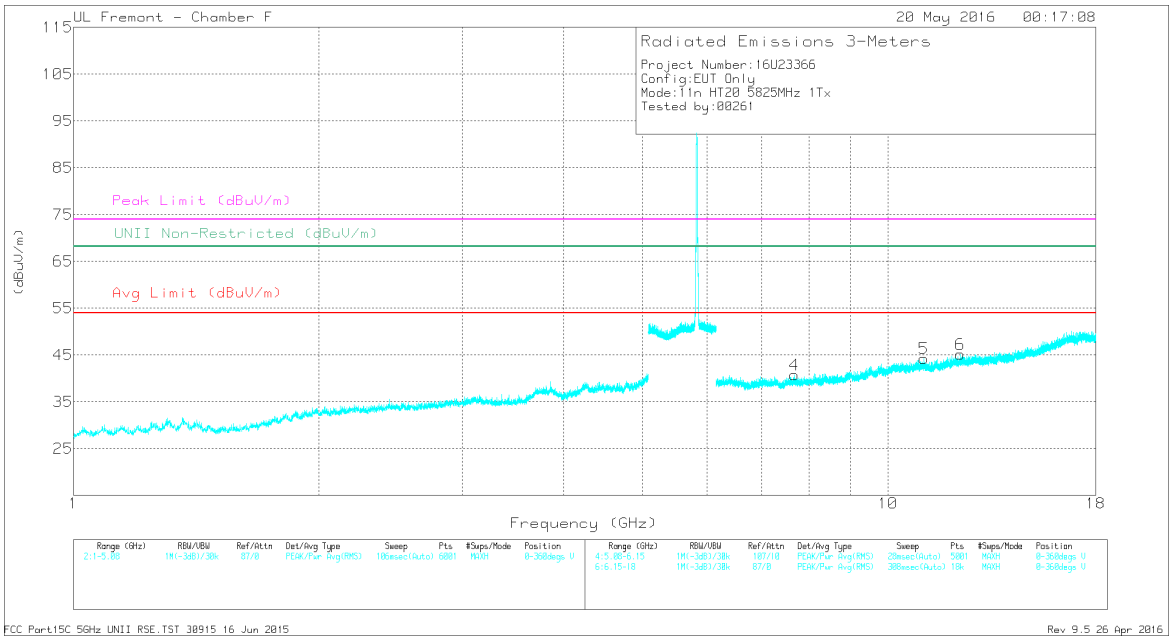

This report shall not be reproduced except in full, without the written approval of UL Verification Services Inc.

DATA

Marker	Frequency (GHz)	Meter Reading (dBuV)	Det	AF T344 (dB/m)	Amp/Cbl/Fltr/Pad (dB)	Corrected Reading (dBuV/m)	Avg Limit (dBuV/m)	Margin (dB)	Peak Limit (dBuV/m)	PK Margin (dB)	UNII Non-Restricted (dBuV/m)	PK Margin (dB)	Azimuth (Degs)	Height (cm)	Polarity
1	* 7.382	37.15	PK-U	35.6	-26.2	46.55	-	-	74	-27.45	-	-	150	168	H
	* 7.382	26.7	ADR	35.6	-26.2	36.1	54	-17.9	-	-	-	-	150	168	H
2	* 8.192	35.16	PK-U	35.8	-24.4	46.56	-	-	74	-27.44	-	-	223	265	H
	* 8.192	25.47	ADR	35.8	-24.4	36.87	54	-17.13	-	-	-	-	223	265	H
3	12.783	34.63	PK-U	39.3	-22.7	51.23	-	-	-	-	68.2	-16.97	132	238	H
4	* 7.681	36.03	PK-U	35.7	-25.3	46.43	-	-	74	-27.57	-	-	67	168	V
	* 7.681	26.01	ADR	35.7	-25.4	36.31	54	-17.69	-	-	-	-	67	168	V
5	* 11.07	34.02	PK-U	37.9	-21.8	50.12	-	-	74	-23.88	-	-	201	158	V
	* 11.069	23.6	ADR	37.9	-21.8	39.7	54	-14.3	-	-	-	-	201	158	V
6	* 12.268	34.24	PK-U	38.9	-22.9	50.24	-	-	74	-23.76	-	-	88	123	V
	* 12.269	24.34	ADR	38.9	-22.9	40.34	54	-13.66	-	-	-	-	88	123	V

* - indicates frequency in CFR47 Pt 15 / IC RSS-Restricted Band

PK-U - U-NII: Maximum Peak

ADR - U-NII AD primary method, RMS average

This report shall not be reproduced except in full, without the written approval of UL Verification Services Inc.

9.25. 802.11n HT20 2Tx CDD MODE IN THE 5.8 GHz BAND

RESTRICTED BANDEDGE (LOW CHANNEL)

LOW CHANNEL HORIZONTAL PLOT

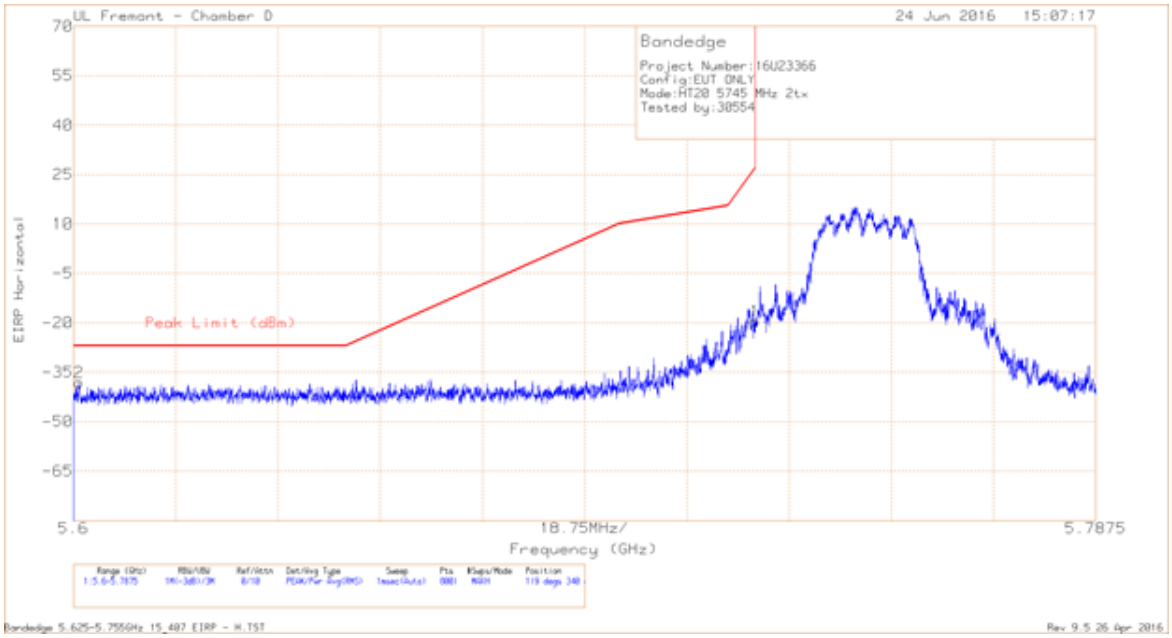

DATA

Marker	Frequency (GHz)	Meter Reading (dBm)	Det	AF T712 (dB/m)	Amp/Cbl/Fltr/Pad (dB)	Conversion Factor (dB)	Corrected Reading EIRP	Peak Limit (dBm)	PK Margin (dB)	Azimuth (Degs)	Height (cm)	Polarity
2	5.601	-66.72	Pk	34.5	-17.6	11.8	-38.02	-27	-11.02	119	340	H
1	5.725	-48.81	Pk	34.8	-17.3	11.8	-19.51	26.99	-46.5	119	340	H

Pk - Peak detector

This report shall not be reproduced except in full, without the written approval of UL Verification Services Inc.

LOW CHANNEL VERTICAL PLOT

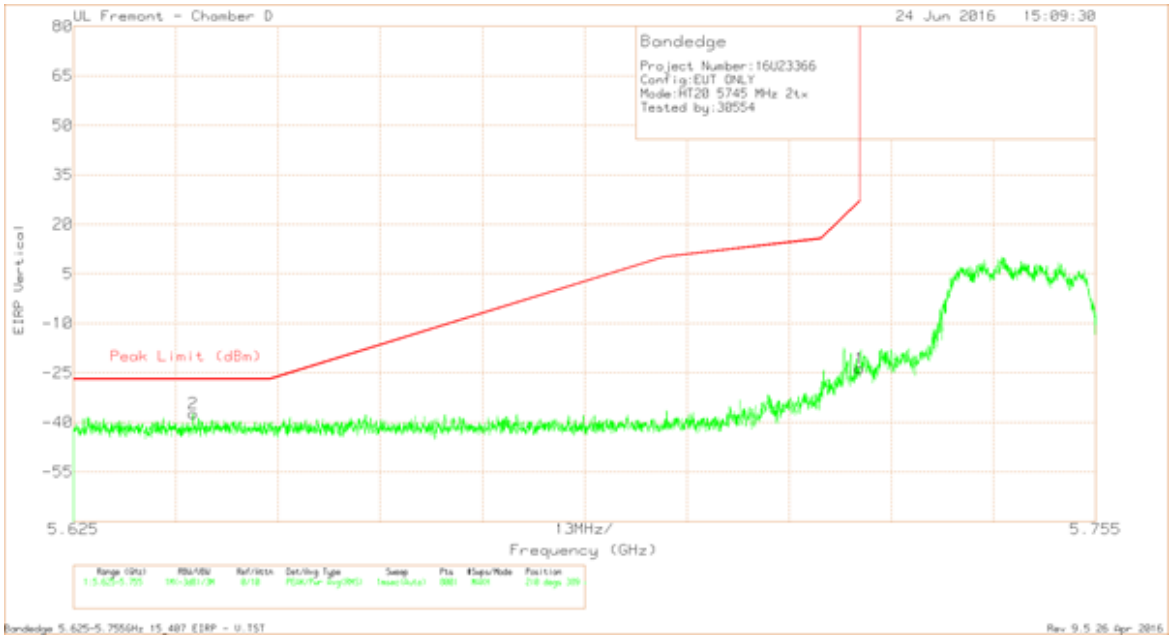

DATA

Marker	Frequency (GHz)	Meter Reading (dBm)	Det	AF T712 (dB/m)	Amp/Cbl/Fltr/Pad (dB)	Conversion Factor (dB)	Corrected Reading EIRP	Peak Limit (dBm)	PK Margin (dB)	Azimuth (Degs)	Height (cm)	Polarity
2	5.64	-66.35	Pk	34.6	-17.4	11.8	-37.35	-27	-10.35	210	389	V
1	5.725	-52.99	Pk	34.8	-17.3	11.8	-23.69	26.97	-50.66	210	389	V

Pk - Peak detector

UL VERIFICATION SERVICES INC. FORM NO: CCSUP4701J
47173 BENICIA STREET, FREMONT, CA 94538, USA TEL: (510) 771-1000 FAX: (510) 661-0888
This report shall not be reproduced except in full, without the written approval of UL Verification Services Inc.

RESTRICTED BANDEDGE (HIGH CHANNEL)

HIGH CHANNEL HORIZONTAL PLOT

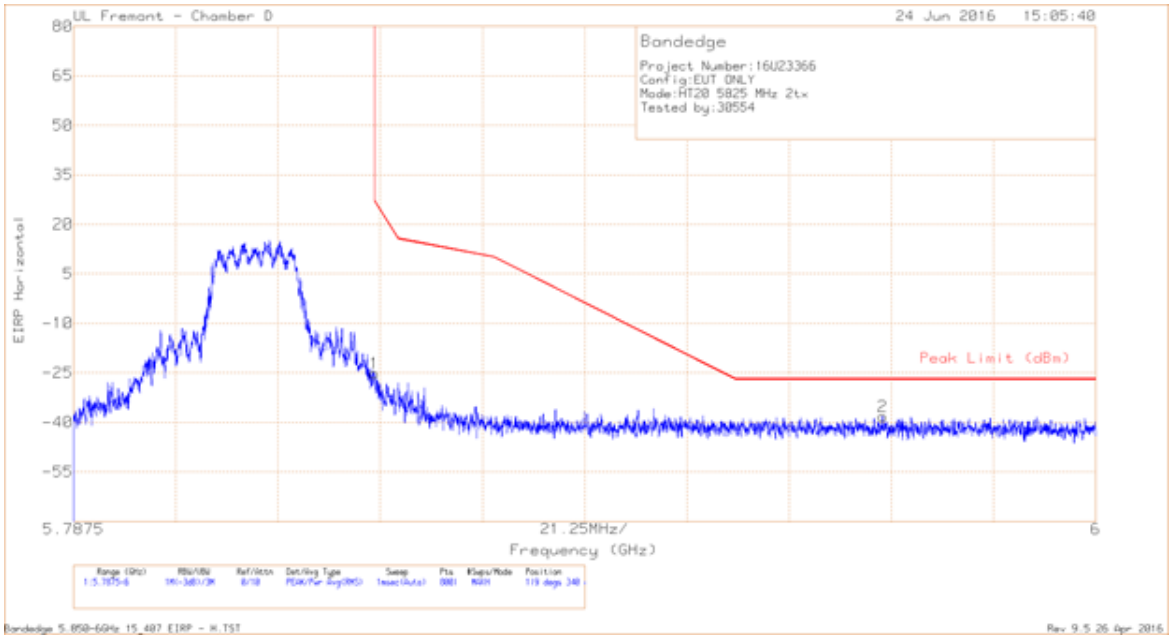

DATA

Marker	Frequency (GHz)	Meter Reading (dBm)	Det	AF T712 (dB/m)	Amp/Cbl/Fltr/Pad (dB)	Conversion Factor (dB)	Corrected Reading EIRP	Peak Limit (dBm)	PK Margin (dB)	Azimuth (Degs)	Height (cm)	Polarity
1	5.85	-54.6	Pk	34.9	-17.3	11.8	-25.2	26.99	-52.19	119	340	H
2	5.956	-67.83	Pk	35	-17.2	11.8	-38.23	-27	-11.23	119	340	H

Pk - Peak detector

UL VERIFICATION SERVICES INC. FORM NO: CCSUP4701J
47173 BENICIA STREET, FREMONT, CA 94538, USA TEL: (510) 771-1000 FAX: (510) 661-0888
This report shall not be reproduced except in full, without the written approval of UL Verification Services Inc.

HIGH CHANNEL VERTICAL PLOT

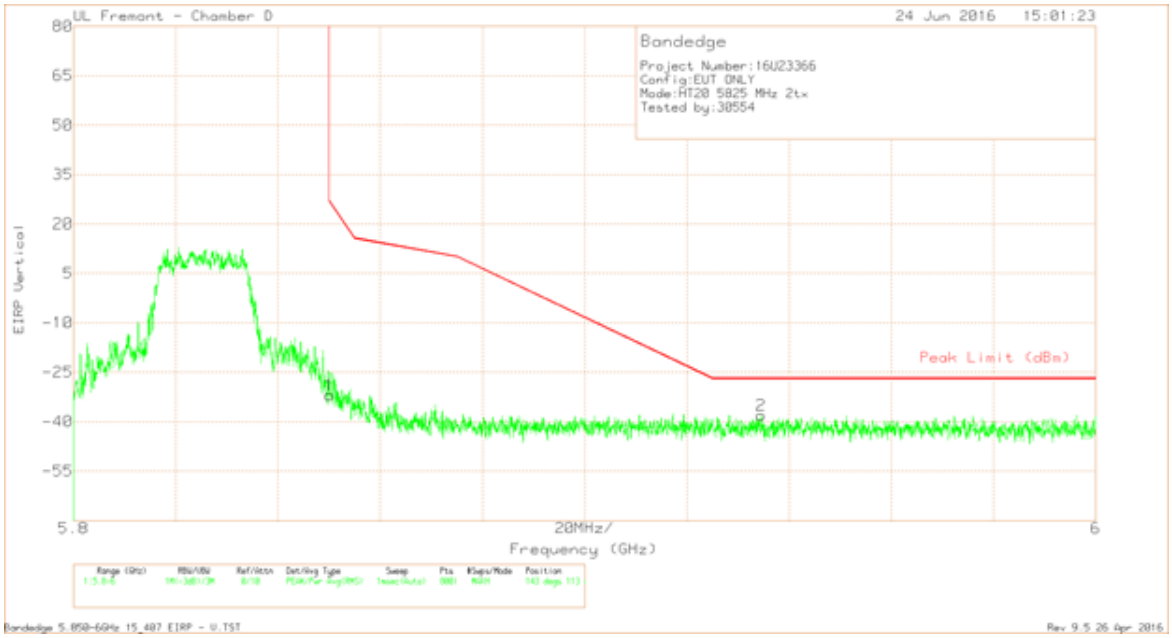

DATA

Marker	Frequency (GHz)	Meter Reading (dBm)	Det	AF T712 (dB/m)	Amp/Cbl/Fltr/Pad (dB)	Conversion Factor (dB)	Corrected Reading EIRP	Peak Limit (dBm)	PK Margin (dB)	Azimuth (Degs)	Height (cm)	Polarity
1	5.85	-61.29	Pk	34.9	-17.3	11.8	-31.89	26.94	-58.83	143	113	V
2	5.935	-67.73	Pk	35	-17.1	11.8	-38.03	-27	-11.03	143	113	V

Pk - Peak detector

This report shall not be reproduced except in full, without the written approval of UL Verification Services Inc.

LOW CHANNEL HARMONICS AND SPURIOUS EMISSIONS

LOW CHANNEL HORIZONTAL PLOT

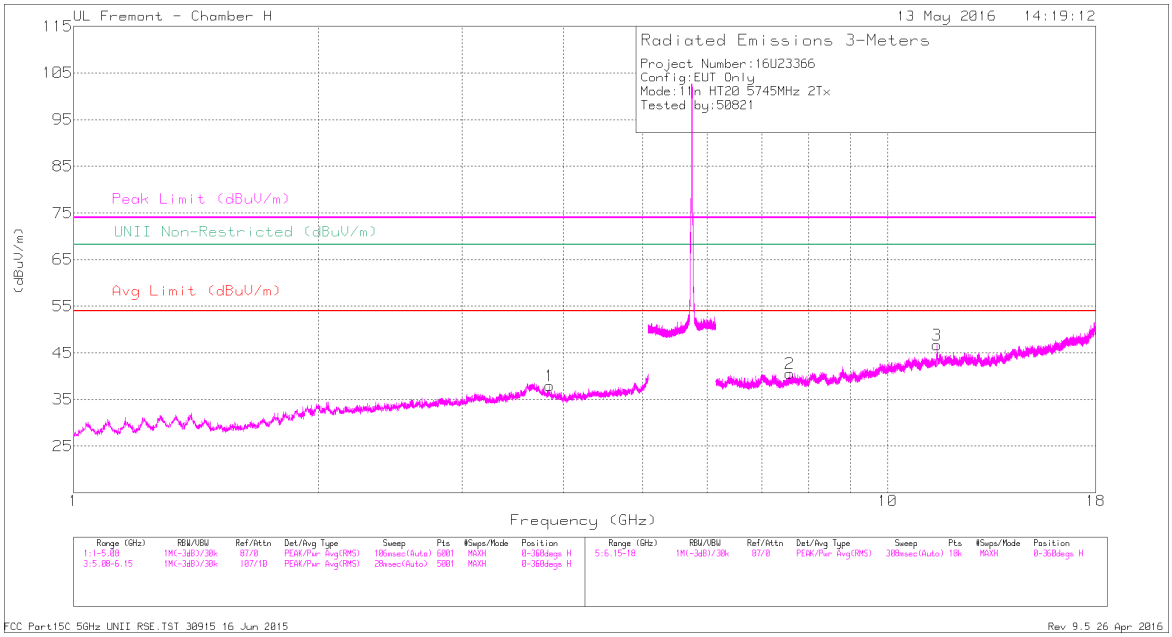

LOW CHANNEL VERTICAL PLOT

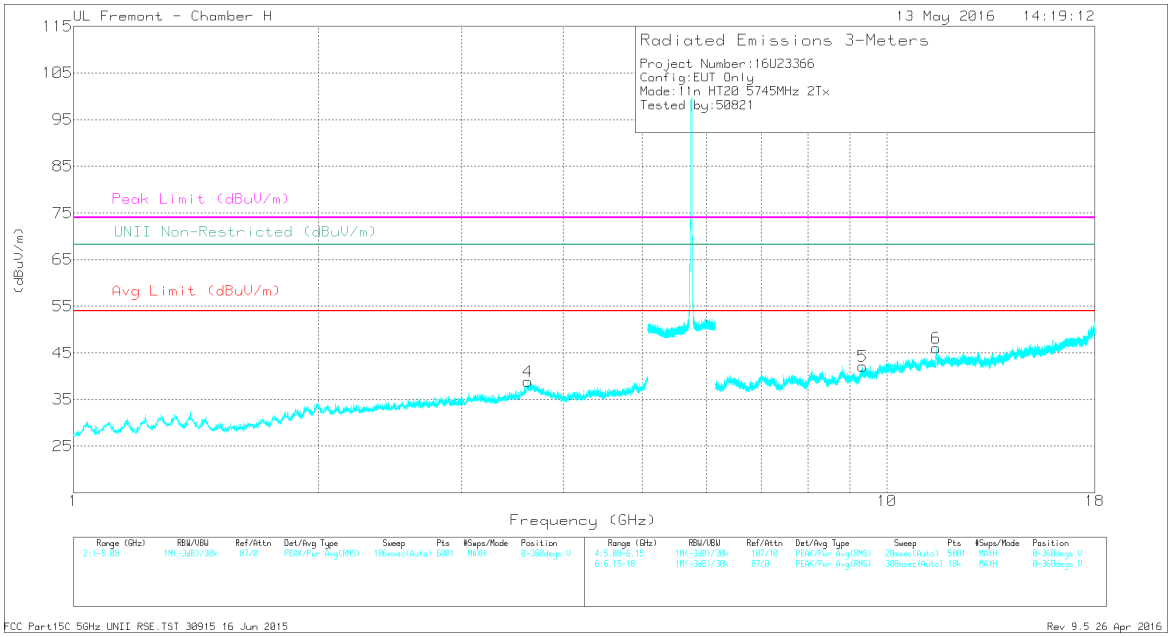

This report shall not be reproduced except in full, without the written approval of UL Verification Services Inc.

DATA

Marker	Frequency (GHz)	Meter Reading (dBuV)	Det	AF T120 (dB/m)	Amp/Cbl/Fltr/Pad (dB)	Corrected Reading (dBuV/m)	Avg Limit (dBuV/m)	Margin (dB)	Peak Limit (dBuV/m)	PK Margin (dB)	UNII Non-Restricted (dBuV/m)	PK Margin (dB)	Azimuth (Degs)	Height (cm)	Polarity
1	* 3.844	38.21	PK-U	33.8	-28.5	43.51	-	-	74	-30.49	-	-	69	388	H
	* 3.843	28.39	ADR	33.8	-28.5	33.69	54	-20.31	-	-	-	-	69	388	H
4	* 3.616	38.43	PK-U	34.9	-28.6	44.73	-	-	74	-29.27	-	-	48	355	V
	* 3.619	28.11	ADR	34.9	-28.5	34.51	54	-19.49	-	-	-	-	48	355	V
3	* 11.491	37.58	PK-U	38.7	-22.3	53.98	-	-	74	-20.02	-	-	106	106	H
	* 11.491	26.55	ADR	38.7	-22.4	42.85	54	-11.15	-	-	-	-	106	106	H
2	* 7.581	34.45	PK-U	35.7	-24.3	45.85	-	-	74	-28.15	-	-	225	171	H
	* 7.58	24.69	ADR	35.7	-24.3	36.09	54	-17.91	-	-	-	-	225	171	H
6	* 11.495	43.01	PK-U	38.7	-22.3	59.41	-	-	74	-14.59	-	-	269	111	V
	* 11.494	32.2	ADR	38.7	-22.3	48.6	54	-5.4	-	-	-	-	269	111	V
5	* 9.326	34.25	PK-U	36.6	-23.1	47.75	-	-	74	-26.25	-	-	169	251	V
	* 9.326	24.39	ADR	36.6	-23.1	37.89	54	-16.11	-	-	-	-	169	251	V

* - indicates frequency in CFR47 Pt 15 / IC RSS-Restricted Band
PK-U - U-NII: Maximum Peak
ADR - U-NII AD primary method, RMS average

UL VERIFICATION SERVICES INC. FORM NO: CCSUP4701J
47173 BENICIA STREET, FREMONT, CA 94538, USA TEL: (510) 771-1000 FAX: (510) 661-0888
This report shall not be reproduced except in full, without the written approval of UL Verification Services Inc.

MID CHANNEL HARMONICS AND SPURIOUS EMISSIONS

MID CHANNEL HORIZONTAL PLOT

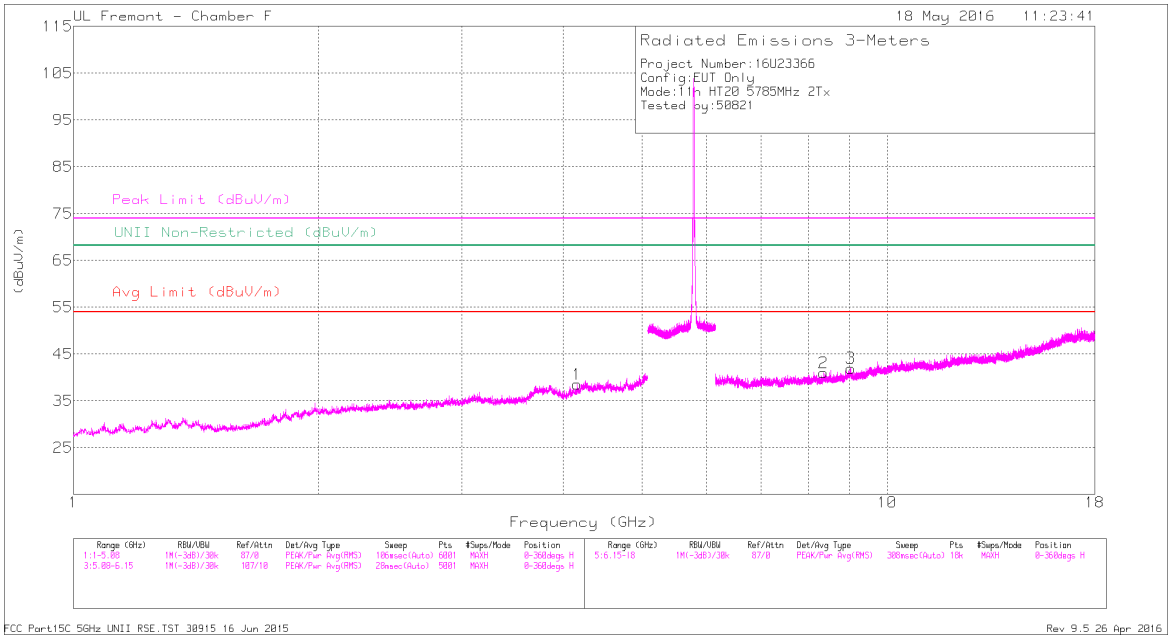

MID CHANNEL VERTICAL PLOT

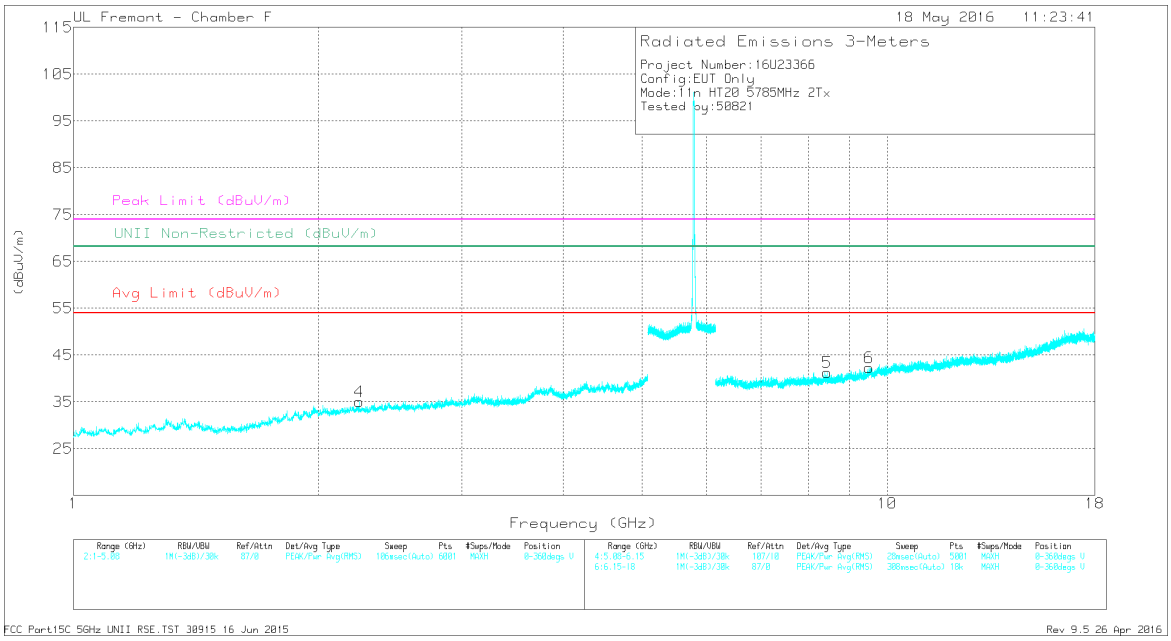

This report shall not be reproduced except in full, without the written approval of UL Verification Services Inc.

DATA

Marker	Frequency (GHz)	Meter Reading (dBuV)	Det	AF T344 (dB/m)	Amp/Cbl/Fltr/Pad (dB)	Corrected Reading (dBuV/m)	Avg Limit (dBuV/m)	Margin (dB)	Peak Limit (dBuV/m)	PK Margin (dB)	UNII Non-Restricted (dBuV/m)	PK Margin (dB)	Azimuth (Degs)	Height (cm)	Polarity
1	* 4.16	38.64	PK-U	33.7	-29.1	43.24	-	-	74	-30.76	-	-	34	158	H
	* 4.162	28.24	ADR	33.7	-29.1	32.84	54	-21.16	-	-	-	-	34	158	H
4	* 2.246	39.78	PK-U	31.8	-30.5	41.08	-	-	74	-32.92	-	-	282	337	V
	* 2.247	28.73	ADR	31.8	-30.6	29.93	54	-24.07	-	-	-	-	282	337	V
2	* 8.352	35.56	PK-U	35.7	-24.5	46.76	-	-	74	-27.24	-	-	142	181	H
	* 8.351	25.03	ADR	35.7	-24.6	36.13	54	-17.87	-	-	-	-	142	181	H
3	* 9.031	34.12	PK-U	36	-22.8	47.32	-	-	74	-26.68	-	-	0	101	H
	* 9.032	23.77	ADR	36	-22.8	36.97	54	-17.03	-	-	-	-	0	101	H
5	* 8.435	34.94	PK-U	35.7	-24.1	46.54	-	-	74	-27.46	-	-	305	195	V
	* 8.437	24.27	ADR	35.7	-24.1	35.87	54	-18.13	-	-	-	-	305	195	V
6	* 9.492	33.31	PK-U	36.5	-21.9	47.91	-	-	74	-26.09	-	-	104	193	V
	* 9.492	23.15	ADR	36.5	-21.9	37.75	54	-16.25	-	-	-	-	104	193	V

* - indicates frequency in CFR47 Pt 15 / IC RSS-Restricted Band
PK-U - U-NII: Maximum Peak
ADR - U-NII AD primary method, RMS average

UL VERIFICATION SERVICES INC. FORM NO: CCSUP4701J
47173 BENICIA STREET, FREMONT, CA 94538, USA TEL: (510) 771-1000 FAX: (510) 661-0888
This report shall not be reproduced except in full, without the written approval of UL Verification Services Inc.

HIGH CHANNEL HARMONICS AND SPURIOUS EMISSIONS

HIGH CHANNEL HORIZONTAL PLOT

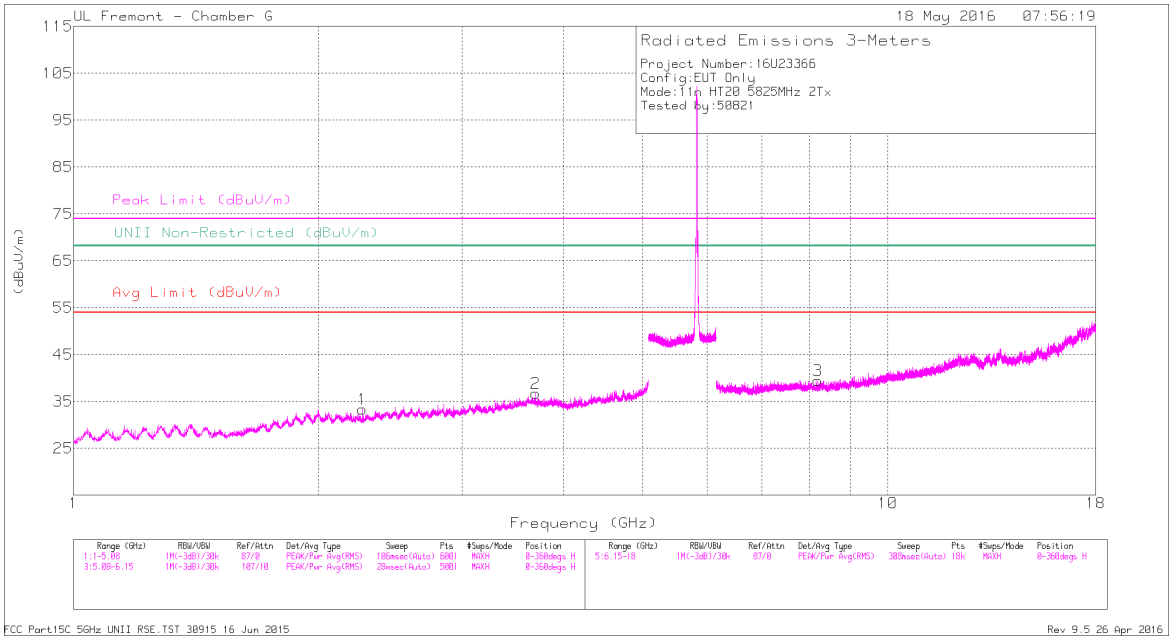

HIGH CHANNEL VERTICAL PLOT

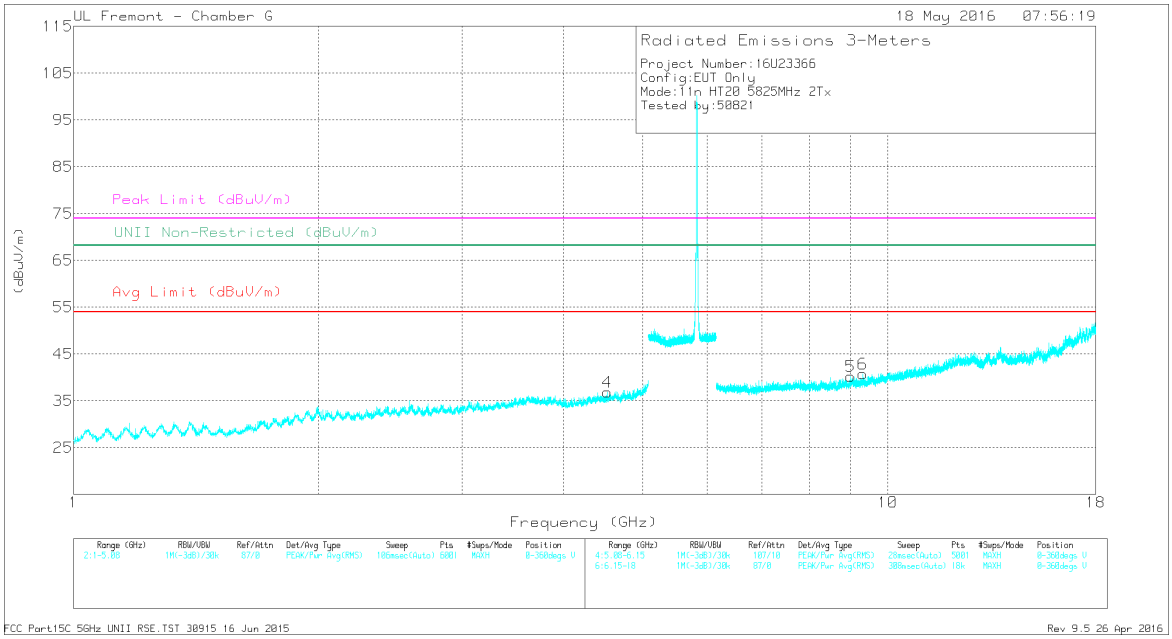

This report shall not be reproduced except in full, without the written approval of UL Verification Services Inc.

DATA

Marker	Frequency (GHz)	Meter Reading (dBuV)	Det	AF T136 (dB/m)	Amp/Cbl/Fltr/Pad (dB)	Corrected Reading (dBuV/m)	Avg Limit (dBuV/m)	Margin (dB)	Peak Limit (dBuV/m)	PK Margin (dB)	UNII Non-Restricted (dBuV/m)	PK Margin (dB)	Azimuth (Degs)	Height (cm)	Polarity
1	* 2.265	42.98	PK-U	31.5	-34.3	40.18	-	-	74	-33.82	-	-	333	390	H
	* 2.263	31.32	ADR	31.5	-34.3	28.52	54	-25.48	-	-	-	-	333	390	H
2	* 3.695	41.94	PK-U	34.3	-33	43.24	-	-	74	-30.76	-	-	47	173	H
	* 3.694	30.92	ADR	34.3	-32.9	32.32	54	-21.68	-	-	-	-	47	173	H
4	* 4.524	41.08	PK-U	34.1	-32.5	42.68	-	-	74	-31.32	-	-	214	370	V
	* 4.525	30.56	ADR	34.1	-32.5	32.16	54	-21.84	-	-	-	-	214	370	V
3	* 8.209	39.84	PK-U	35.8	-30.1	45.54	-	-	74	-28.46	-	-	72	101	H
	* 8.209	29.49	ADR	35.8	-30.1	35.19	54	-18.81	-	-	-	-	72	101	H
5	* 9.005	39.08	PK-U	36.2	-29	46.28	-	-	74	-27.72	-	-	47	370	V
	* 9.007	28.86	ADR	36.2	-29	36.06	54	-17.94	-	-	-	-	47	370	V
6	* 9.315	38.73	PK-U	36.4	-28.5	46.63	-	-	74	-27.37	-	-	155	137	V
	* 9.316	28.45	ADR	36.4	-28.5	36.35	54	-17.65	-	-	-	-	155	137	V

* - indicates frequency in CFR47 Pt 15 / IC RSS-Restricted Band
PK-U - U-NII: Maximum Peak
ADR - U-NII AD primary method, RMS average

This report shall not be reproduced except in full, without the written approval of UL Verification Services Inc.

9.26. 802.11n HT40 1Tx MODE IN THE 5.8 GHz BAND

RESTRICTED BANDEDGE, CHAIN 0 (LOW CHANNEL)

LOW CHANNEL HORIZONTAL PLOT

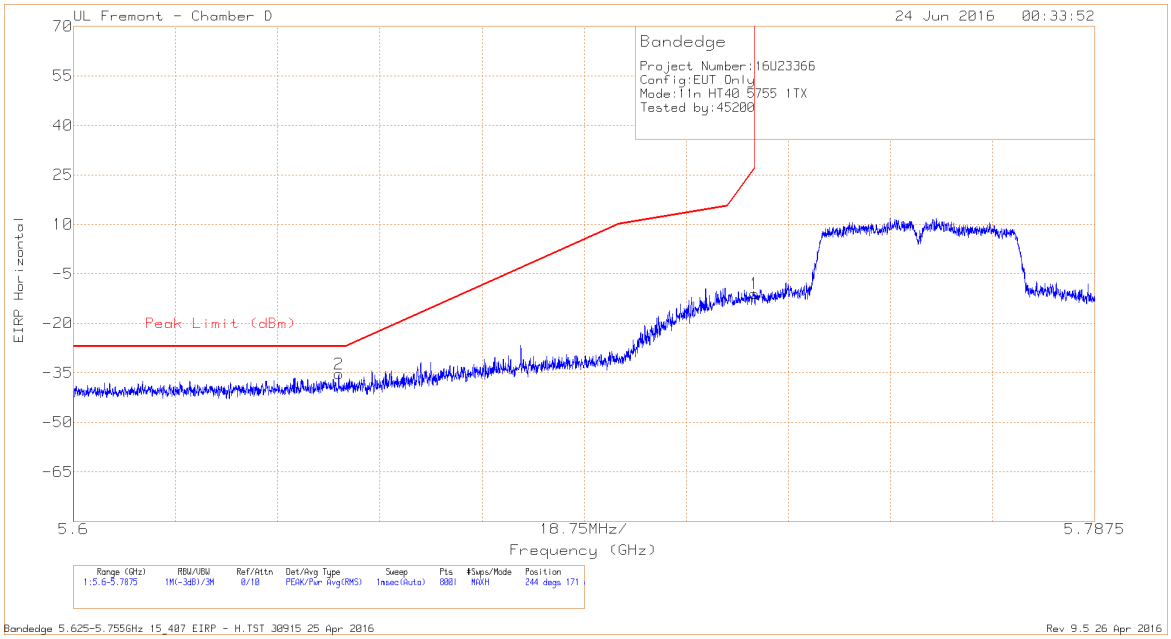

DATA

Marker	Frequency (GHz)	Meter Reading (dBm)	Det	AF T712 (dB/m)	Amp/Cbl/Fltr/Pad (dB)	Conversion Factor (dB)	Corrected Reading EIRP	Peak Limit (dBm)	PK Margin (dB)	Azimuth (Degs)	Height (cm)	Polarity
2	5.649	-64.39	Pk	34.6	-17.3	11.8	-35.29	-27	-8.29	244	171	H
1	5.725	-40.22	Pk	34.8	-17.3	11.8	-10.92	26.99	-37.91	244	171	H

Pk - Peak detector

UL VERIFICATION SERVICES INC. FORM NO: CCSUP4701J
47173 BENICIA STREET, FREMONT, CA 94538, USA TEL: (510) 771-1000 FAX: (510) 661-0888
This report shall not be reproduced except in full, without the written approval of UL Verification Services Inc.

LOW CHANNEL VERTICAL PLOT

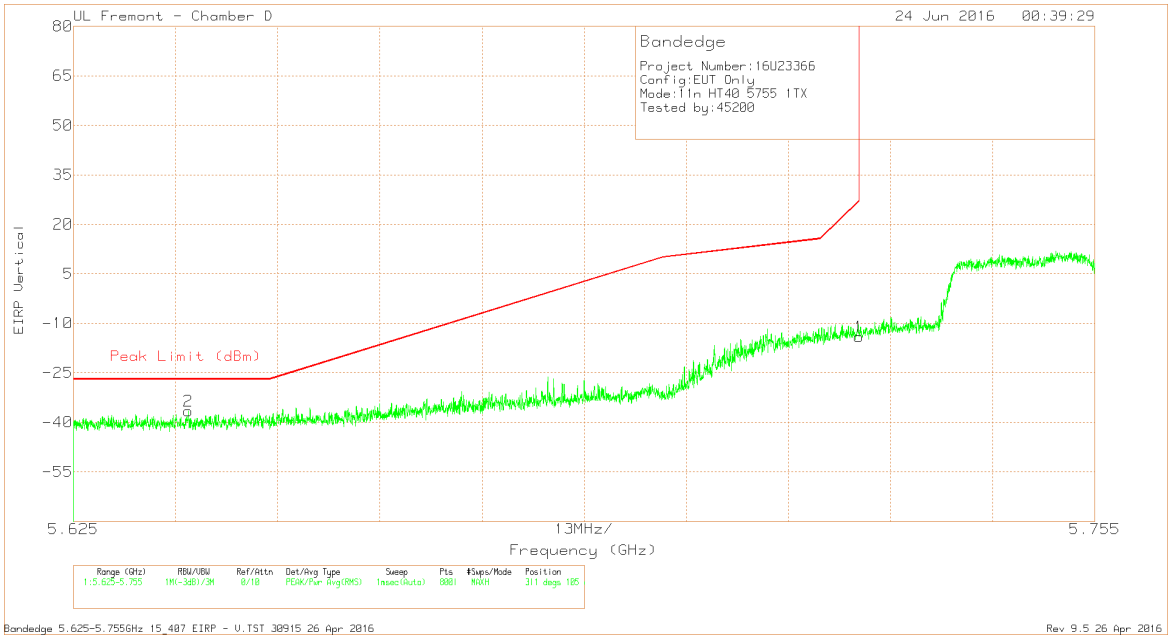

DATA

Marker	Frequency (GHz)	Meter Reading (dBm)	Det	AF T712 (dB/m)	Amp/Cbl/Fltr/Pad (dB)	Conversion Factor (dB)	Corrected Reading EIRP	Peak Limit (dBm)	PK Margin (dB)	Azimuth (Degs)	Height (cm)	Polarity
2	5.64	-65.61	Pk	34.6	-17.4	11.8	-36.61	-27	-9.61	311	105	V
1	5.725	-43.31	Pk	34.8	-17.3	11.8	-14.01	26.97	-40.98	311	105	V

Pk - Peak detector

UL VERIFICATION SERVICES INC. FORM NO: CCSUP4701J
47173 BENICIA STREET, FREMONT, CA 94538, USA TEL: (510) 771-1000 FAX: (510) 661-0888
This report shall not be reproduced except in full, without the written approval of UL Verification Services Inc.

RESTRICTED BANDEDGE, CHAIN 0 (HIGH CHANNEL)

HIGH CHANNEL HORIZONTAL PLOT

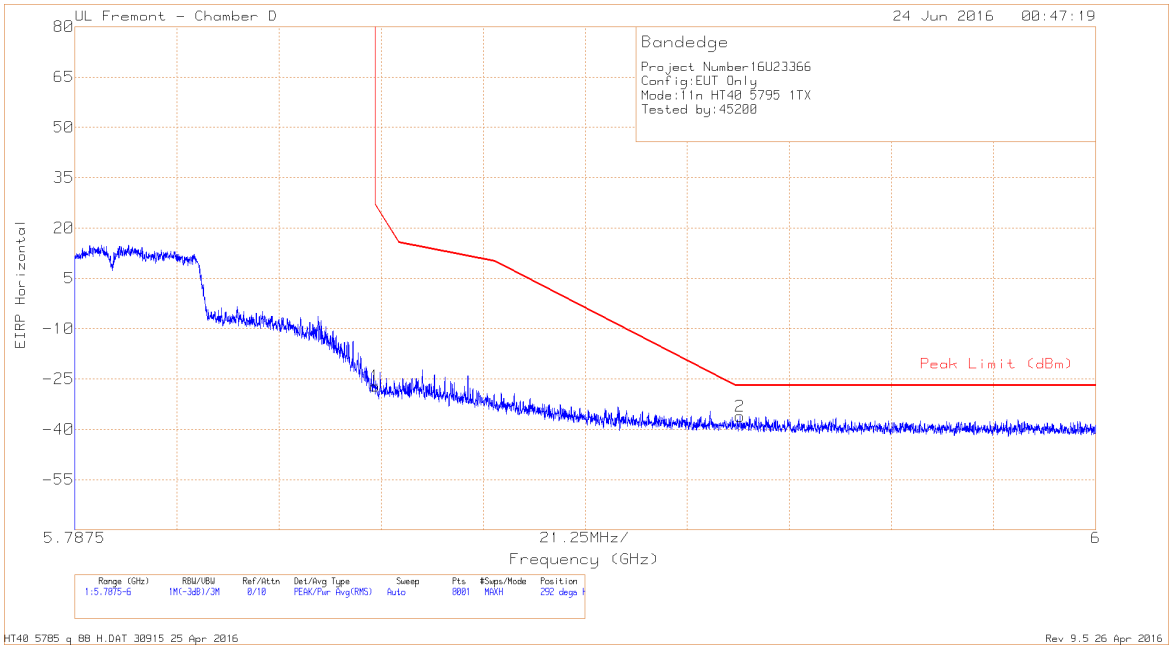

DATA

Marker	Frequency (GHz)	Meter Reading (dBm)	Det	AF T712 (dB/m)	Amp/Cbl/Fltr/Pad (dB)	Conversion Factor (dB)	Corrected Reading EIRP	Peak Limit (dBm)	PK Margin (dB)	Azimuth (Degs)	Height (cm)	Polarity
1	5.85	-56.49	Pk	34.9	-17.3	11.8	-27.09	26.99	-54.08	292	101	H
2	5.926	-65.83	Pk	35	-17.1	11.8	-36.13	-27	-9.13	292	101	H

Pk - Peak detector

UL VERIFICATION SERVICES INC. FORM NO: CCSUP4701J
47173 BENICIA STREET, FREMONT, CA 94538, USA TEL: (510) 771-1000 FAX: (510) 661-0888
This report shall not be reproduced except in full, without the written approval of UL Verification Services Inc.

HIGH CHANNEL VERTICAL PLOT

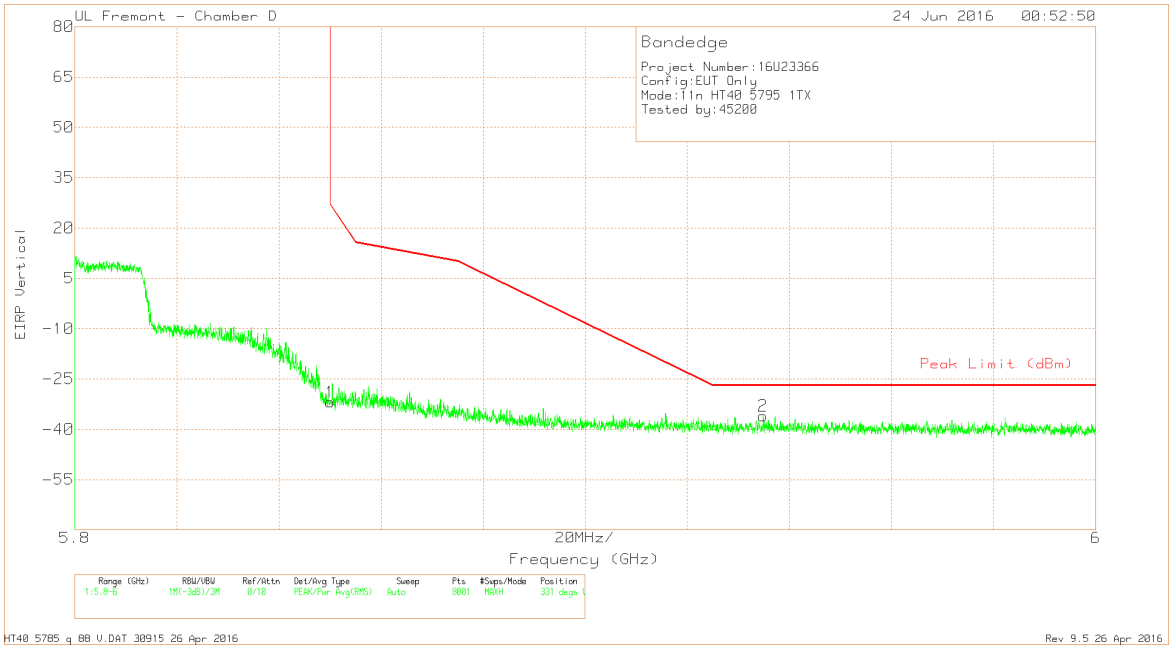

DATA

Marker	Frequency (GHz)	Meter Reading (dBm)	Det	AF T712 (dB/m)	Amp/Cbl/Fltr/Pad (dB)	Conversion Factor (dB)	Corrected Reading EIRP	Peak Limit (dBm)	PK Margin (dB)	Azimuth (Degs)	Height (cm)	Polarity
1	5.85	-61.3	Pk	34.9	-17.3	11.8	-31.9	26.94	-58.84	331	106	V
2	5.935	-65.69	Pk	35	-17.1	11.8	-35.99	-27	-8.99	331	106	V

Pk - Peak detector

UL VERIFICATION SERVICES INC. FORM NO: CCSUP4701J
47173 BENICIA STREET, FREMONT, CA 94538, USA TEL: (510) 771-1000 FAX: (510) 661-0888
This report shall not be reproduced except in full, without the written approval of UL Verification Services Inc.

LOW CHANNEL HARMONICS AND SPURIOUS EMISSIONS

LOW CHANNEL HORIZONTAL PLOT

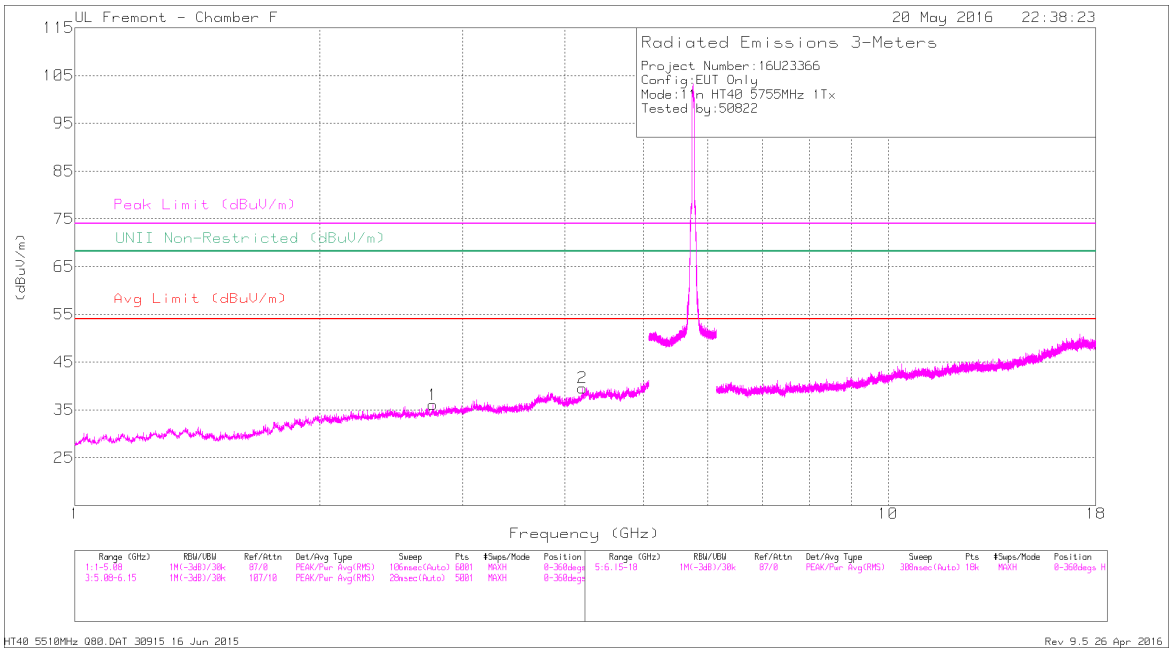

LOW CHANNEL VERTICAL PLOT

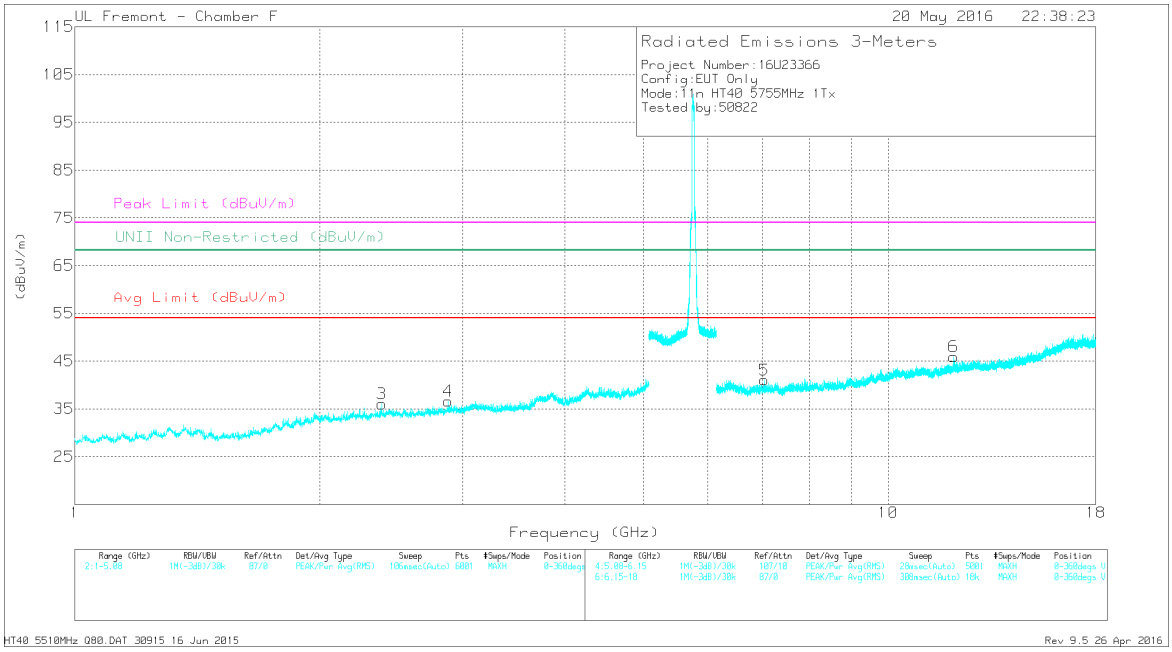

This report shall not be reproduced except in full, without the written approval of UL Verification Services Inc.

DATA

Marker	Frequency (GHz)	Meter Reading (dBuV)	Det	AF T344 (dB/m)	Amp/Cbl/Fltr/Pad (dB)	Corrected Reading (dBuV/m)	Avg Limit (dBuV/m)	Margin (dB)	Peak Limit (dBuV/m)	PK Margin (dB)	UNII Non-Restricted (dBuV/m)	PK Margin (dB)	Azimuth (Degs)	Height (cm)	Polarity
1	* 2.757	40.05	PK-U	32.5	-30.3	42.25	-	-	74	-31.75	-	-	103	213	H
	* 2.758	28.56	ADR	32.5	-30.3	30.76	54	-23.24	-	-	-	-	103	213	H
2	* 4.209	38.3	PK-U	33.7	-28	44	-	-	74	-30	-	-	301	161	H
	* 4.208	27.34	ADR	33.7	-28	33.04	54	-20.96	-	-	-	-	301	161	H
3	* 2.386	40.4	PK-U	32.1	-30.5	42	-	-	74	-32	-	-	156	322	V
	* 2.385	29.1	ADR	32.1	-30.5	30.7	54	-23.3	-	-	-	-	156	322	V
4	* 2.875	39.04	PK-U	32.6	-29.3	42.34	-	-	74	-31.66	-	-	10	178	V
	* 2.876	28.37	ADR	32.6	-29.3	31.67	54	-22.33	-	-	-	-	10	178	V
5	7.043	35.73	PK-U	35.6	-25.6	45.73	-	-	-	-	68.2	-22.47	280	212	V
6	* 12.04	33.83	PK-U	38.8	-22.4	50.23	-	-	74	-23.77	-	-	308	101	V
	* 12.039	23.54	ADR	38.8	-22.4	39.94	54	-14.06	-	-	-	-	308	101	V

* - indicates frequency in CFR47 Pt 15 / IC RSS-Restricted Band
PK-U - U-NII: Maximum Peak
ADR - U-NII AD primary method, RMS average

UL VERIFICATION SERVICES INC. FORM NO: CCSUP4701J
47173 BENICIA STREET, FREMONT, CA 94538, USA TEL: (510) 771-1000 FAX: (510) 661-0888
This report shall not be reproduced except in full, without the written approval of UL Verification Services Inc.

HIGH CHANNEL HARMONICS AND SPURIOUS EMISSIONS

HIGH CHANNEL HORIZONTAL PLOT

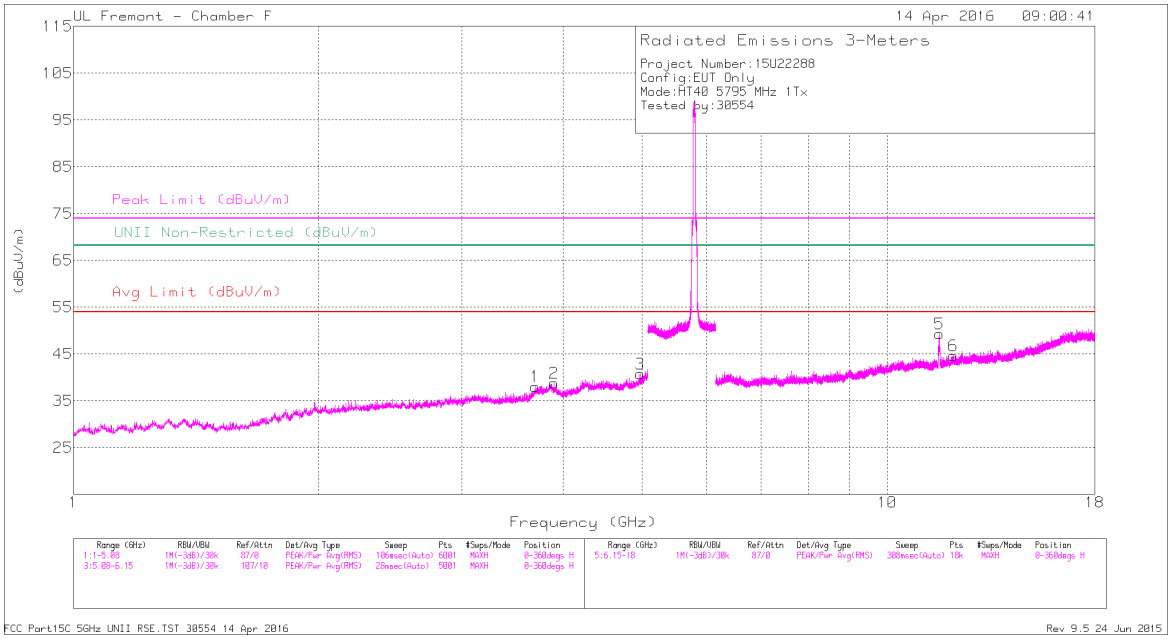

HIGH CHANNEL VERTICAL PLOT

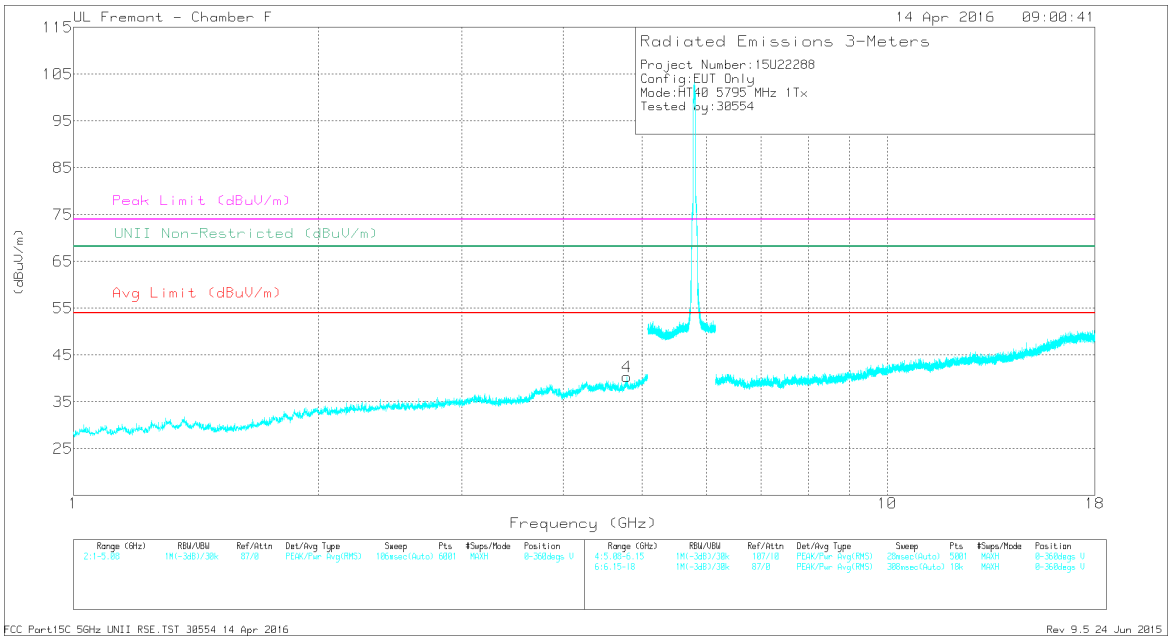

This report shall not be reproduced except in full, without the written approval of UL Verification Services Inc.

DATA

Markers	Frequency (GHz)	Meter Reading (dBuV)	Det	AF T344 (dB/m)	Amp/Cbl/Fltr/Pad (dB)	Corrected Reading (dBuV/m)	Avg Limit (dBuV/m)	Margin (dB)	Peak Limit (dBuV/m)	PK Margin (dB)	UNII Non-Restricted (dBuV/m)	PK Margin (dB)	Azimuth (Degs)	Height (cm)	Polarity
1	* 3.694	38.96	PK-U	33.3	-28.9	43.36	-	-	74	-30.64	-	-	1	100	H
	* 3.693	27.45	ADR	33.3	-28.9	31.85	54	-22.15	-	-	-	-	1	100	H
2	* 3.893	39.69	PK-U	33.5	-29	44.19	-	-	74	-29.81	-	-	1	100	H
	* 3.895	27.63	ADR	33.5	-29.1	32.03	54	-21.97	-	-	-	-	1	100	H
3	* 4.973	38.59	PK-U	34.2	-26.7	46.09	-	-	74	-27.91	-	-	1	100	H
	* 4.972	26.69	ADR	34.2	-26.7	34.19	54	-19.81	-	-	-	-	1	100	H
4	* 4.788	40.23	PK-U	34	-27.4	46.83	-	-	74	-27.17	-	-	1	100	V
	* 4.788	27.89	ADR	34	-27.4	34.49	54	-19.51	-	-	-	-	1	100	V
5	* 11.584	40.67	PK-U	38.2	-22.7	56.17	-	-	74	-17.83	-	-	12	102	H
	* 11.59	28.59	ADR	38.2	-22.6	44.19	54	-9.81	-	-	-	-	12	102	H
6	* 12.066	35.81	PK-U	38.8	-22.3	52.31	-	-	74	-21.69	-	-	12	102	H
	* 12.065	23.62	ADR	38.8	-22.3	40.12	54	-13.88	-	-	-	-	12	102	H

* - indicates frequency in CFR15.205/IC7.2.2 Restricted Band

PK-U - U-NII: Maximum Peak

ADR - U-NII AD primary method, RMS average

UL VERIFICATION SERVICES INC. FORM NO: CCSUP4701J
47173 BENICIA STREET, FREMONT, CA 94538, USA TEL: (510) 771-1000 FAX: (510) 661-0888
This report shall not be reproduced except in full, without the written approval of UL Verification Services Inc.

RESTRICTED BANDEDGE, CHAIN 1 (LOW CHANNEL)

LOW CHANNEL HORIZONTAL PLOT

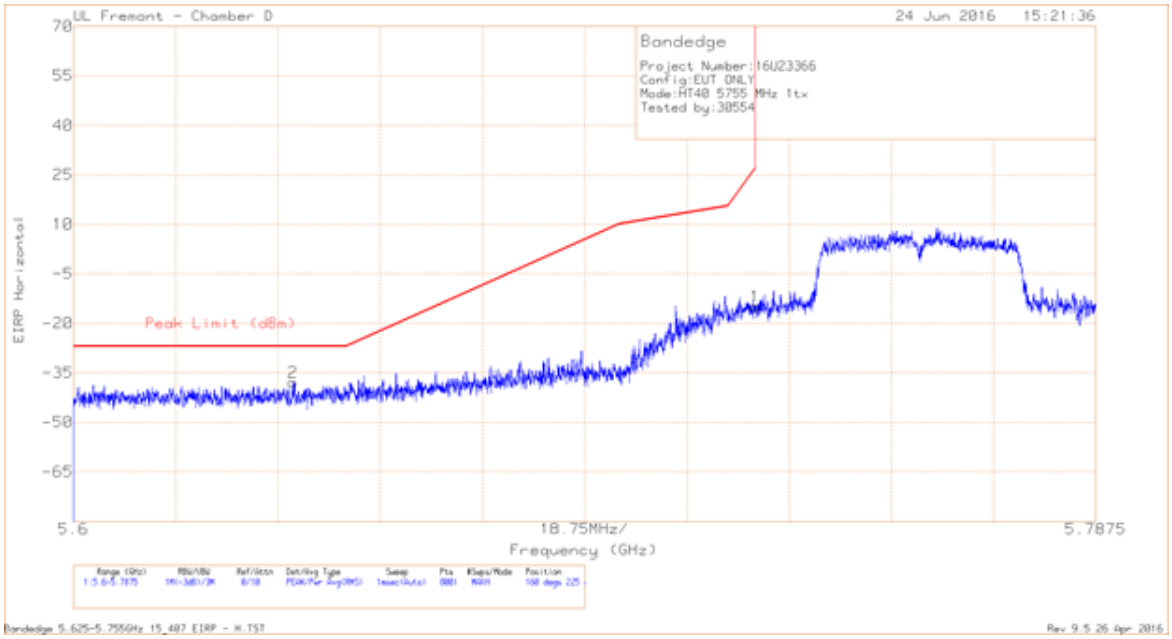

DATA

Marker	Frequency (GHz)	Meter Reading (dBm)	Det	AF T712 (dB/m)	Amp/Cbl/Fltr/Pad (dB)	Conversion Factor (dB)	Corrected Reading EIRP	Peak Limit (dBm)	PK Margin (dB)	Azimuth (Degs)	Height (cm)	Polarity
2	5.64	-66.97	Pk	34.6	-17.4	11.8	-37.97	-27	-10.97	160	225	H
1	5.725	-44.14	Pk	34.8	-17.3	11.8	-14.84	26.99	-41.83	160	225	H

Pk - Peak detector

UL VERIFICATION SERVICES INC. FORM NO: CCSUP4701J
47173 BENICIA STREET, FREMONT, CA 94538, USA TEL: (510) 771-1000 FAX: (510) 661-0888
This report shall not be reproduced except in full, without the written approval of UL Verification Services Inc.

LOW CHANNEL VERTICAL PLOT

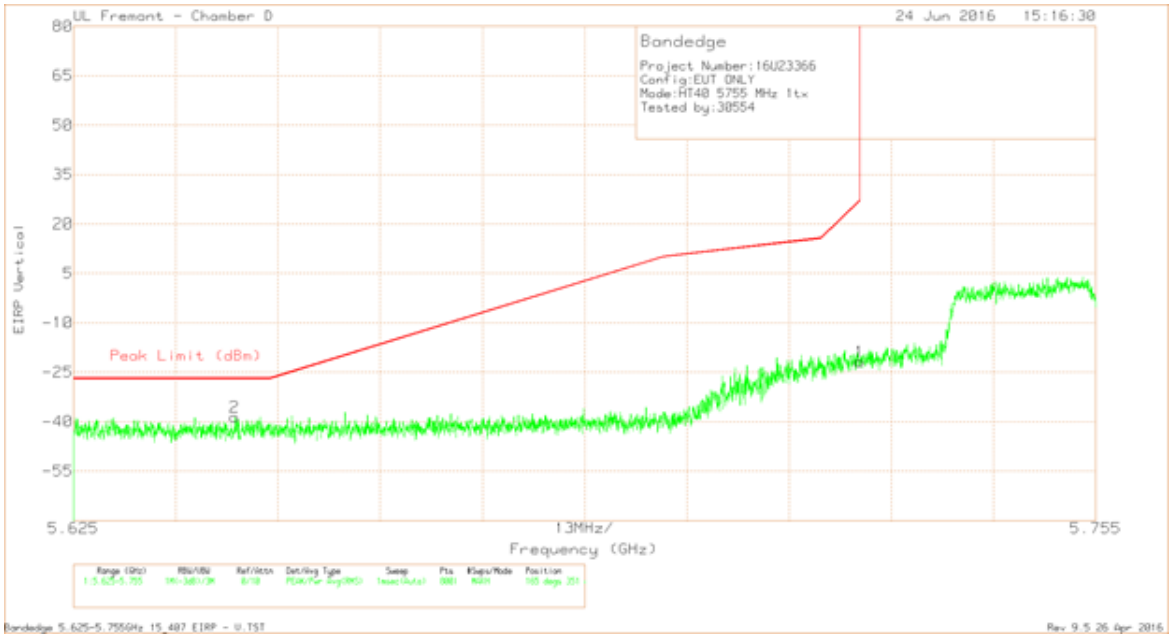

DATA

Marker	Frequency (GHz)	Meter Reading (dBm)	Det	AF T712 (dB/m)	Amp/Cbl/Fltr/Pad (dB)	Conversion Factor (dB)	Corrected Reading EIRP	Peak Limit (dBm)	PK Margin (dB)	Azimuth (Degs)	Height (cm)	Polarity
2	5.646	-67.57	Pk	34.6	-17.4	11.8	-38.57	-27	-11.57	165	351	V
1	5.725	-51.04	Pk	34.8	-17.3	11.8	-21.74	26.97	-48.71	165	351	V

Pk - Peak detector

UL VERIFICATION SERVICES INC. FORM NO: CCSUP4701J
47173 BENICIA STREET, FREMONT, CA 94538, USA TEL: (510) 771-1000 FAX: (510) 661-0888
This report shall not be reproduced except in full, without the written approval of UL Verification Services Inc.

RESTRICTED BANDEDGE, CHAIN 1 (HIGH CHANNEL)

HIGH CHANNEL HORIZONTAL PLOT

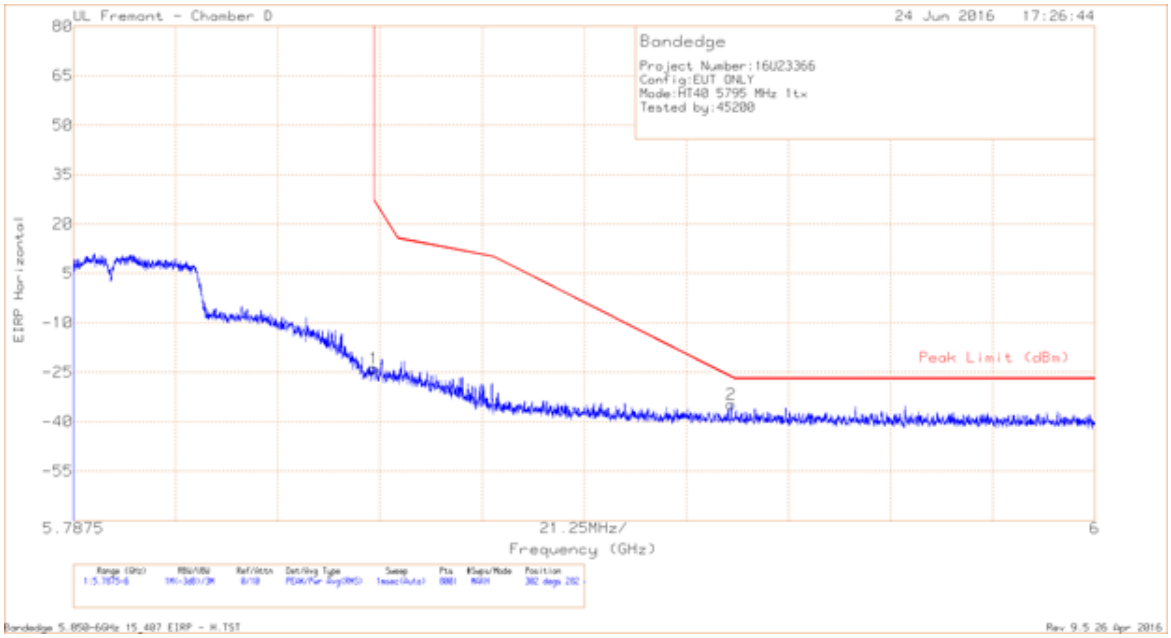

DATA

Marker	Frequency (GHz)	Meter Reading (dBm)	Det	AF T712 (dB/m)	Amp/Cbl/Fltr/Pad (dB)	Conversion Factor (dB)	Corrected Reading EIRP	Peak Limit (dBm)	PK Margin (dB)	Azimuth (Degs)	Height (cm)	Polarity
1	5.85	-53.23	Pk	34.9	-17.3	11.8	-23.83	26.99	-50.82	302	282	H
2	5.924	-64.4	Pk	35	-17.1	11.8	-34.7	-26.5	-8.2	302	282	H

Pk - Peak detector

UL VERIFICATION SERVICES INC. FORM NO: CCSUP4701J
47173 BENICIA STREET, FREMONT, CA 94538, USA TEL: (510) 771-1000 FAX: (510) 661-0888
This report shall not be reproduced except in full, without the written approval of UL Verification Services Inc.

HIGH CHANNEL VERTICAL PLOT

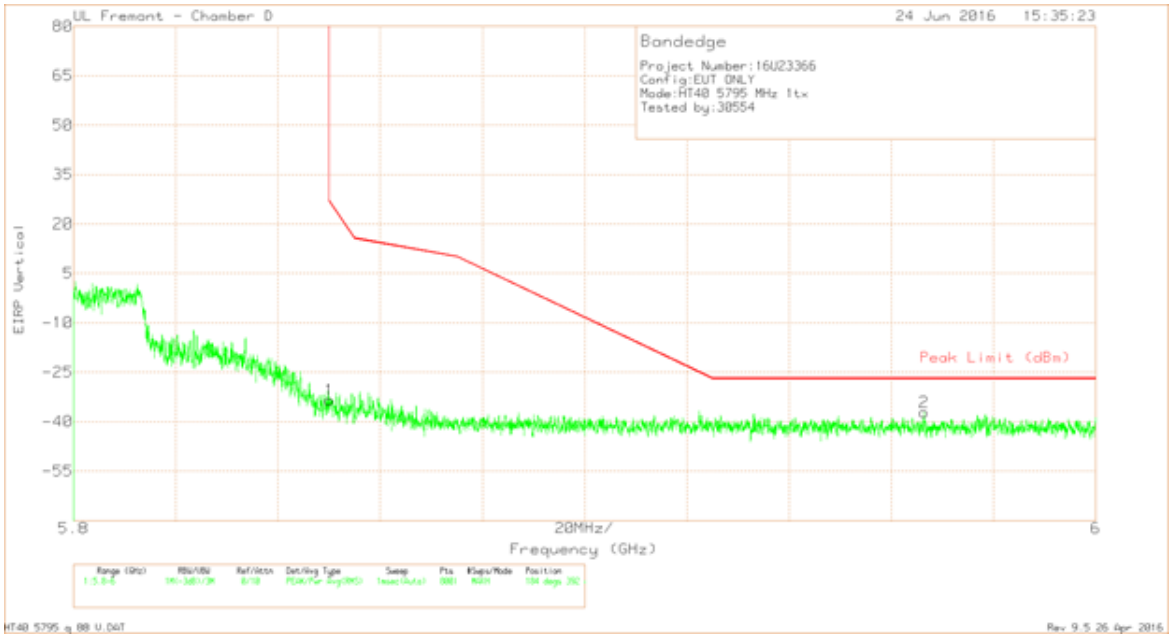

DATA

Marker	Frequency (GHz)	Meter Reading (dBm)	Det	AF T712 (dB/m)	Amp/Cbl/Fltr/Pad (dB)	Conversion Factor (dB)	Corrected Reading EIRP	Peak Limit (dBm)	PK Margin (dB)	Azimuth (Degs)	Height (cm)	Polarity
1	5.85	-62.86	Pk	34.9	-17.3	11.8	-33.46	26.94	-60.4	184	392	V
2	5.966	-66.79	Pk	35	-17.2	11.8	-37.19	-27	-10.19	184	392	V

Pk - Peak detector

UL VERIFICATION SERVICES INC. FORM NO: CCSUP4701J
47173 BENICIA STREET, FREMONT, CA 94538, USA TEL: (510) 771-1000 FAX: (510) 661-0888
This report shall not be reproduced except in full, without the written approval of UL Verification Services Inc.

LOW CHANNEL HARMONICS AND SPURIOUS EMISSIONS

LOW CHANNEL HORIZONTAL PLOT

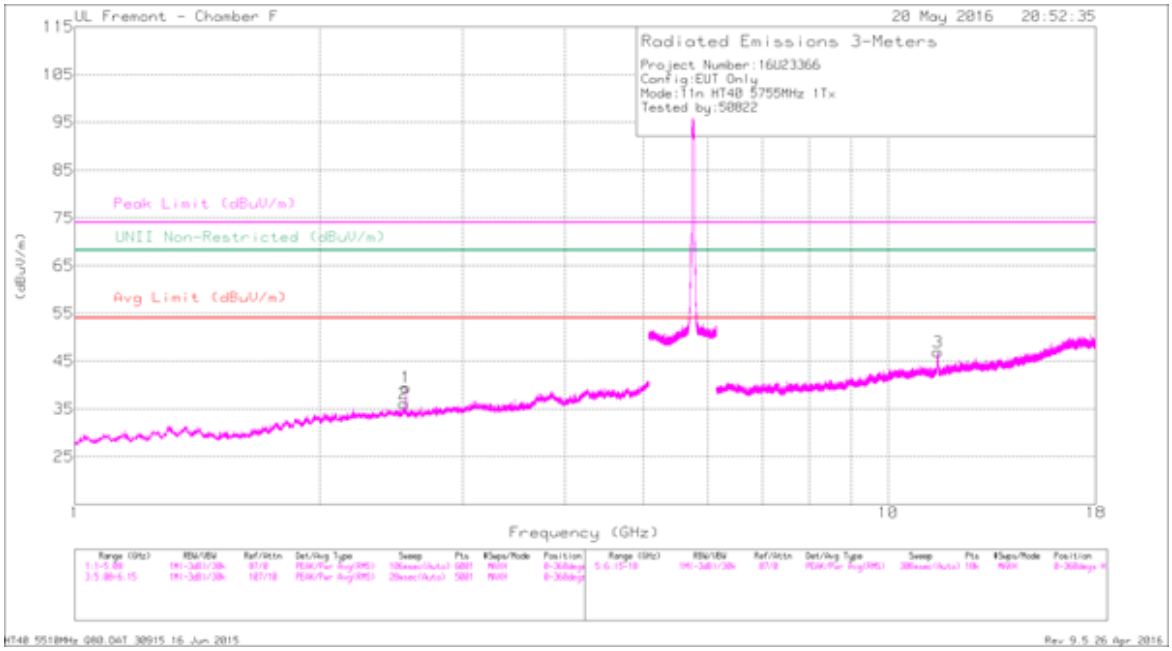

LOW CHANNEL VERTICAL PLOT

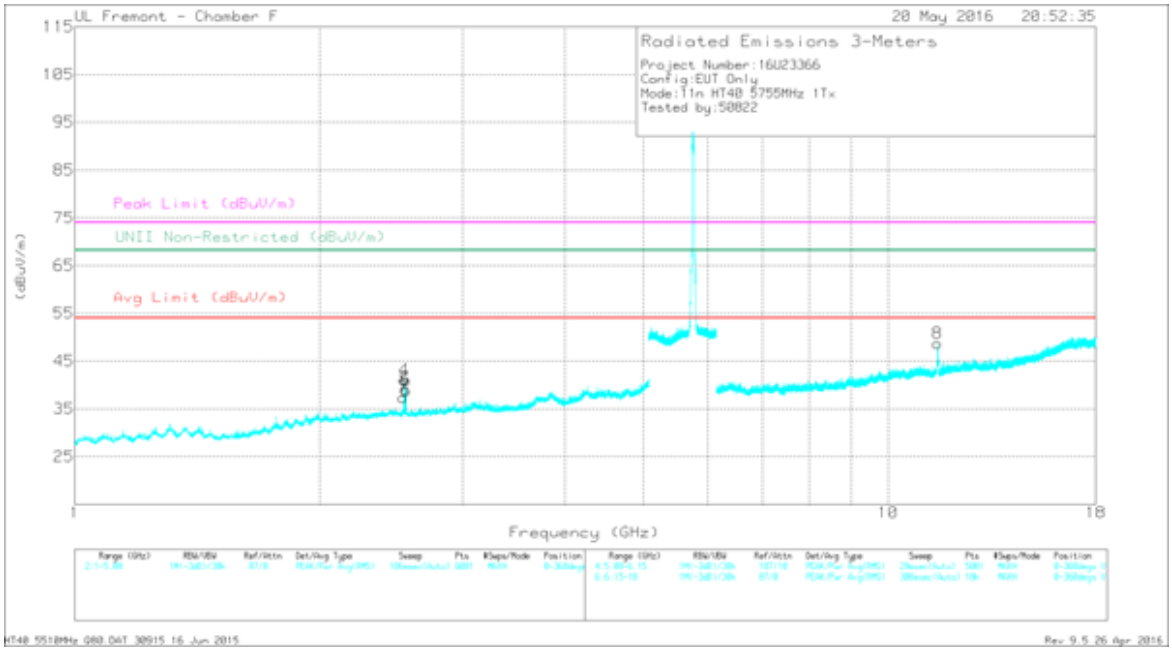

This report shall not be reproduced except in full, without the written approval of UL Verification Services Inc.

DATA

Marker	Frequency (GHz)	Meter Reading (dBuV)	Det	AF T344 (dB/m)	Amp/Cbl/Fltr/Pad (dB)	Corrected Reading (dBuV/m)	Avg Limit (dBuV/m)	Margin (dB)	Peak Limit (dBuV/m)	PK Margin (dB)	UNII Non-Restricted (dBuV/m)	PK Margin (dB)	Azimuth (Degs)	Height (cm)	Polarity
1	2.555	40.19	PK-U	32.2	-30.3	42.09	-	-	-	-	68.2	-26.11	235	165	H
2	2.537	41.12	PK-U	32.2	-30.5	42.82	-	-	-	-	68.2	-25.38	284	396	H
4	2.542	40.19	PK-U	32.2	-30.4	41.99	-	-	-	-	68.2	-26.21	126	151	V
5	2.549	39.71	PK-U	32.2	-30.3	41.61	-	-	-	-	68.2	-26.59	81	318	V
6	2.553	40.32	PK-U	32.2	-30.3	42.22	-	-	-	-	68.2	-25.98	197	151	V
7	2.531	40.55	PK-U	32.3	-30.6	42.25	-	-	-	-	68.2	-25.95	81	318	V
3	* 11.515	38.81	PK-U	38.1	-22.2	54.71	-	-	74	-19.29	-	-	173	246	H
	* 11.514	27.5	ADR	38.1	-22.2	43.4	54	-10.6	-	-	-	-	173	246	H
8	* 11.505	42.08	PK-U	38.1	-22.1	58.08	-	-	74	-15.92	-	-	229	103	V
	* 11.505	28.84	ADR	38.1	-22.1	44.84	54	-9.16	-	-	-	-	229	103	V

* - indicates frequency in CFR47 Pt 15 / IC RSS-Restricted Band
PK-U - U-NII: Maximum Peak
ADR - U-NII AD primary method, RMS average

UL VERIFICATION SERVICES INC. FORM NO: CCSUP4701J
47173 BENICIA STREET, FREMONT, CA 94538, USA TEL: (510) 771-1000 FAX: (510) 661-0888
This report shall not be reproduced except in full, without the written approval of UL Verification Services Inc.

HIGH CHANNEL HARMONICS AND SPURIOUS EMISSIONS

HIGH CHANNEL HORIZONTAL PLOT

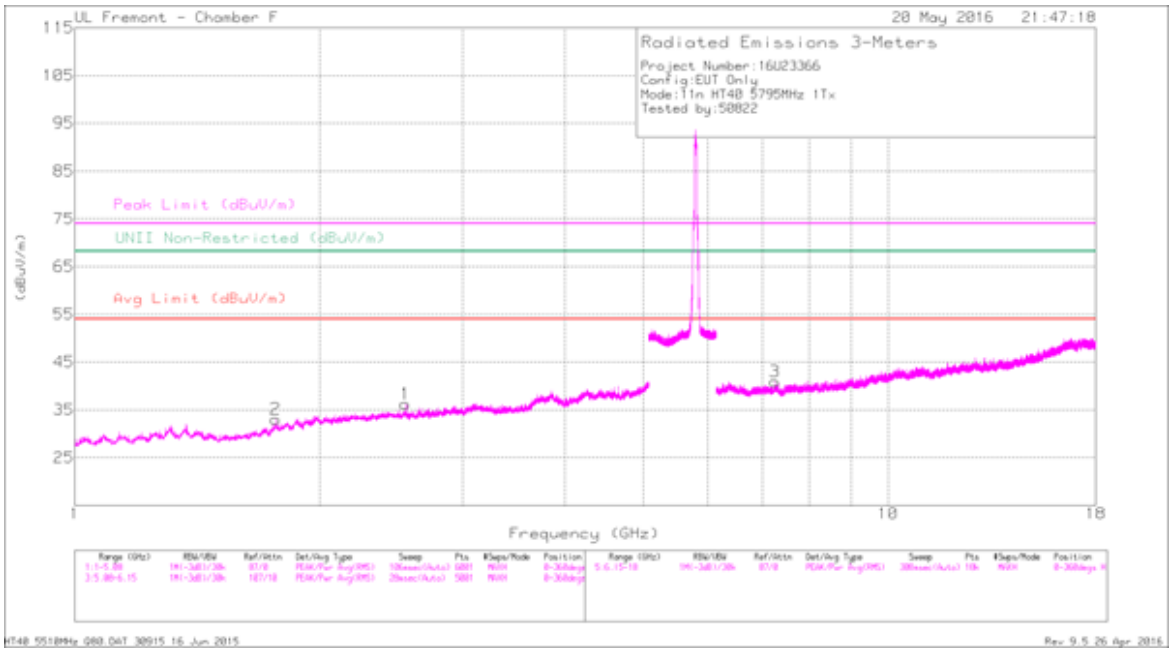

HIGH CHANNEL VERTICAL PLOT

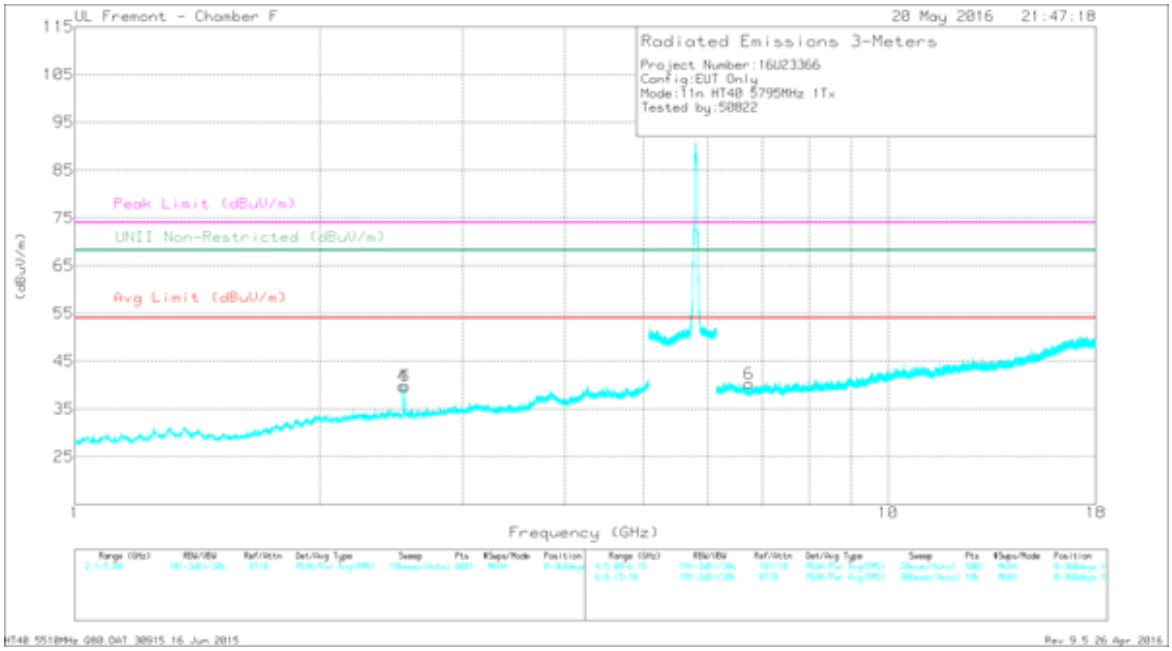

This report shall not be reproduced except in full, without the written approval of UL Verification Services Inc.

DATA

Marker	Frequency (GHz)	Meter Reading (dBuV)	Det	AF T344 (dB/m)	Amp/Cbl/Fltr/Pad (dB)	Corrected Reading (dBuV/m)	Avg Limit (dBuV/m)	Margin (dB)	Peak Limit (dBuV/m)	PK Margin (dB)	UNII Non-Restricted (dBuV/m)	PK Margin (dB)	Azimuth (Degs)	Height (cm)	Polarity
1	2.548	40.37	PK-U	32.2	-30.3	42.27	-	-	-	-	68.2	-25.93	259	112	H
2	1.767	40.54	PK-U	29.7	-30.9	39.34	-	-	-	-	68.2	-28.86	213	246	H
4	2.533	40.16	PK-U	32.3	-30.5	41.96	-	-	-	-	68.2	-26.24	332	372	V
5	2.552	39.93	PK-U	32.2	-30.3	41.83	-	-	-	-	68.2	-26.37	119	189	V
3	* 7.256	36.62	PK-U	35.5	-25.5	46.62	-	-	74	-27.38	-	-	360	285	H
	* 7.255	25.66	ADR	35.5	-25.5	35.66	54	-18.34	-	-	-	-	360	285	H
6	6.75	37.52	PK-U	35.5	-26.8	46.22	-	-	-	-	68.2	-21.98	337	127	V

* - indicates frequency in CFR47 Pt 15 / IC RSS-Restricted Band
PK-U - U-NII: Maximum Peak
ADR - U-NII AD primary method, RMS average

UL VERIFICATION SERVICES INC. FORM NO: CCSUP4701J
47173 BENICIA STREET, FREMONT, CA 94538, USA TEL: (510) 771-1000 FAX: (510) 661-0888
This report shall not be reproduced except in full, without the written approval of UL Verification Services Inc.

9.27. 802.11n HT40 2Tx CDD MODE IN THE 5.8 GHz BAND

RESTRICTED BANDEDGE (LOW CHANNEL)

LOW CHANNEL HORIZONTAL PLOT

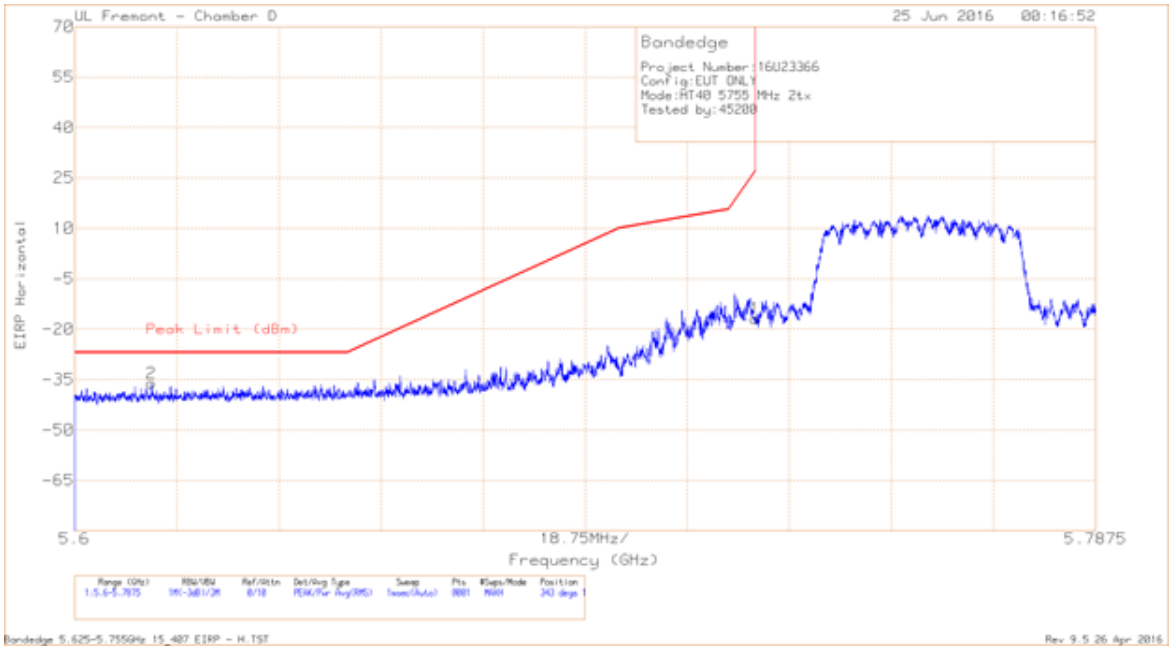

DATA

Marker	Frequency (GHz)	Meter Reading (dBm)	Det	AF T712 (dB/m)	Amp/Cbl/Fltr/Pad (dB)	Conversion Factor (dB)	Corrected Reading EIRP	Peak Limit (dBm)	PK Margin (dB)	Azimuth (Degs)	Height (cm)	Polarity
2	5.614	-64.97	Pk	34.5	-17.4	11.8	-36.07	-27	-9.07	343	140	H
1	5.725	-46.09	Pk	34.8	-17.3	11.8	-16.79	26.99	-43.78	343	140	H

Pk - Peak detector

This report shall not be reproduced except in full, without the written approval of UL Verification Services Inc.

LOW CHANNEL VERTICAL PLOT

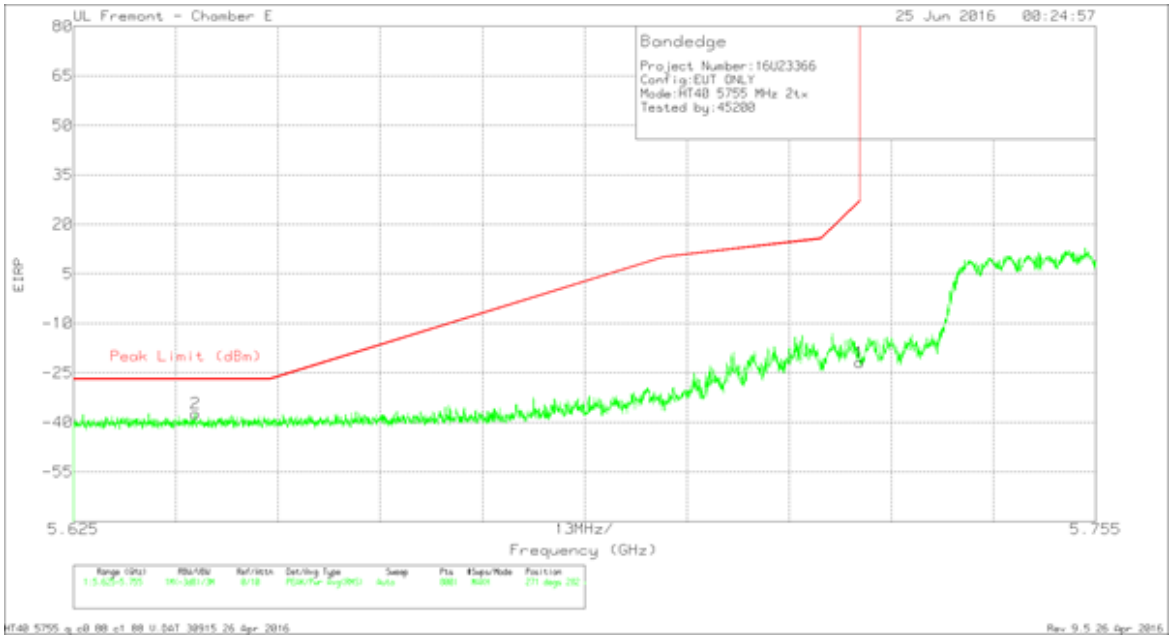

DATA

Marker	Frequency (GHz)	Meter Reading (dBm)	Det	AF T712 (dB/m)	Amp/Cbl/Fltr/Pad (dB)	Conversion Factor (dB)	Corrected Reading EIRP	Peak Limit (dBm)	PK Margin (dB)	Azimuth (Degs)	Height (cm)	Polarity
2	5.641	-66.28	Pk	34.6	-17.4	11.8	-37.28	-27	-10.28	271	282	V
1	5.725	-51.16	Pk	34.8	-17.3	11.8	-21.86	26.97	-48.83	271	282	V

Pk - Peak detector

UL VERIFICATION SERVICES INC. FORM NO: CCSUP4701J
47173 BENICIA STREET, FREMONT, CA 94538, USA TEL: (510) 771-1000 FAX: (510) 661-0888
This report shall not be reproduced except in full, without the written approval of UL Verification Services Inc.

RESTRICTED BANDEDGE (HIGH CHANNEL)

HIGH CHANNEL HORIZONTAL PLOT

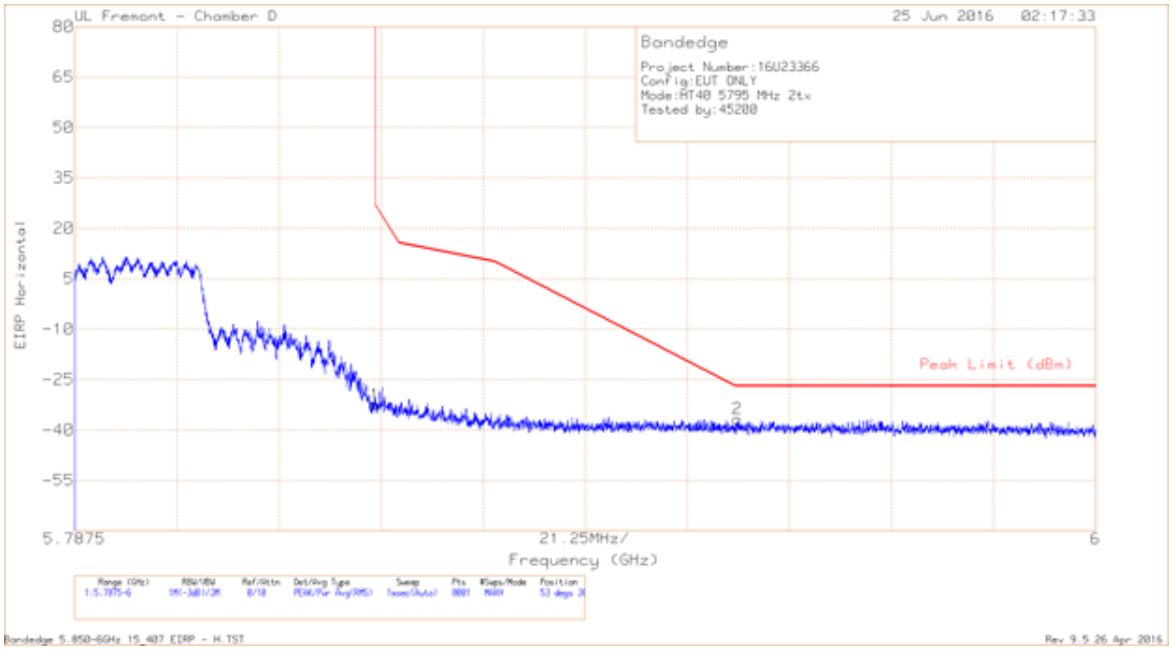

DATA

Marker	Frequency (GHz)	Meter Reading (dBm)	Det	AF T712 (dB/m)	Amp/Cbl/Fltr/Pad (dB)	Conversion Factor (dB)	Corrected Reading EIRP	Peak Limit (dBm)	PK Margin (dB)	Azimuth (Degs)	Height (cm)	Polarity
1	5.85	-61.87	Pk	34.9	-17.3	11.8	-32.47	26.99	-59.46	53	366	H
2	5.925	-66.39	Pk	35	-17.1	11.8	-36.69	-27	-9.69	53	366	H

Pk - Peak detector

This report shall not be reproduced except in full, without the written approval of UL Verification Services Inc.

HIGH CHANNEL VERTICAL PLOT

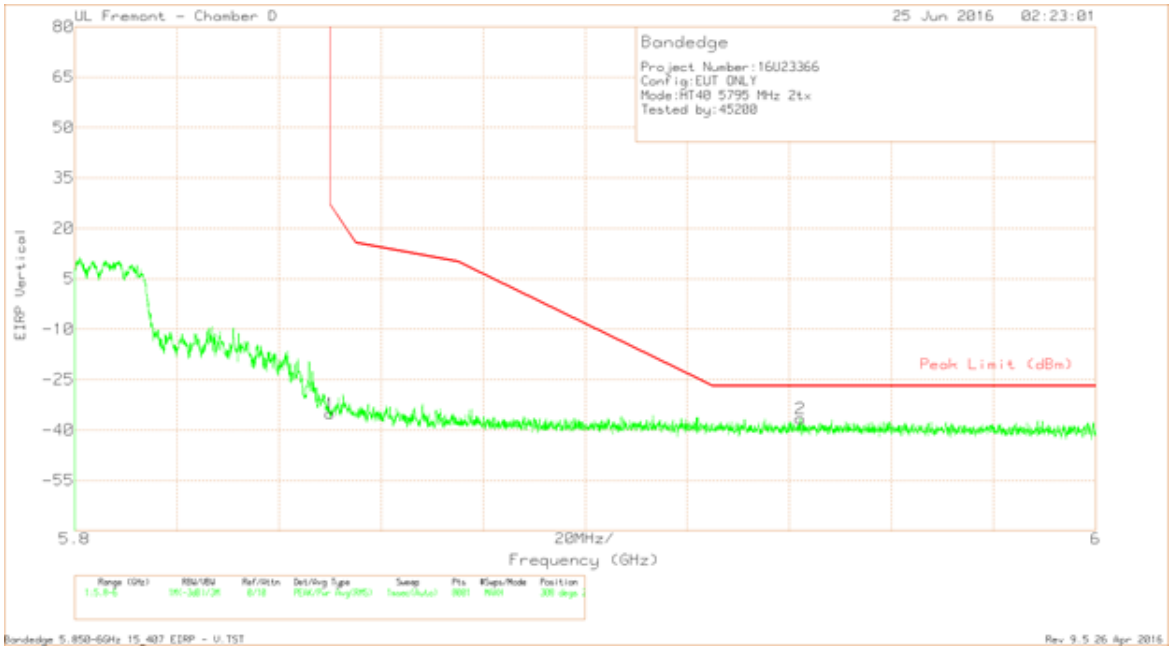

DATA

Marker	Frequency (GHz)	Meter Reading (dBm)	Det	AF T712 (dB/m)	Amp/Cbl/Fltr/Pad (dB)	Conversion Factor (dB)	Corrected Reading EIRP	Peak Limit (dBm)	PK Margin (dB)	Azimuth (Degs)	Height (cm)	Polarity
1	5.85	-64.56	Pk	34.9	-17.3	11.8	-35.16	26.94	-62.1	308	286	V
2	5.942	-66.25	Pk	35	-17.2	11.8	-36.65	-27	-9.65	308	286	V

Pk - Peak detector

This report shall not be reproduced except in full, without the written approval of UL Verification Services Inc.

LOW CHANNEL HARMONICS AND SPURIOUS EMISSIONS

LOW CHANNEL HORIZONTAL PLOT

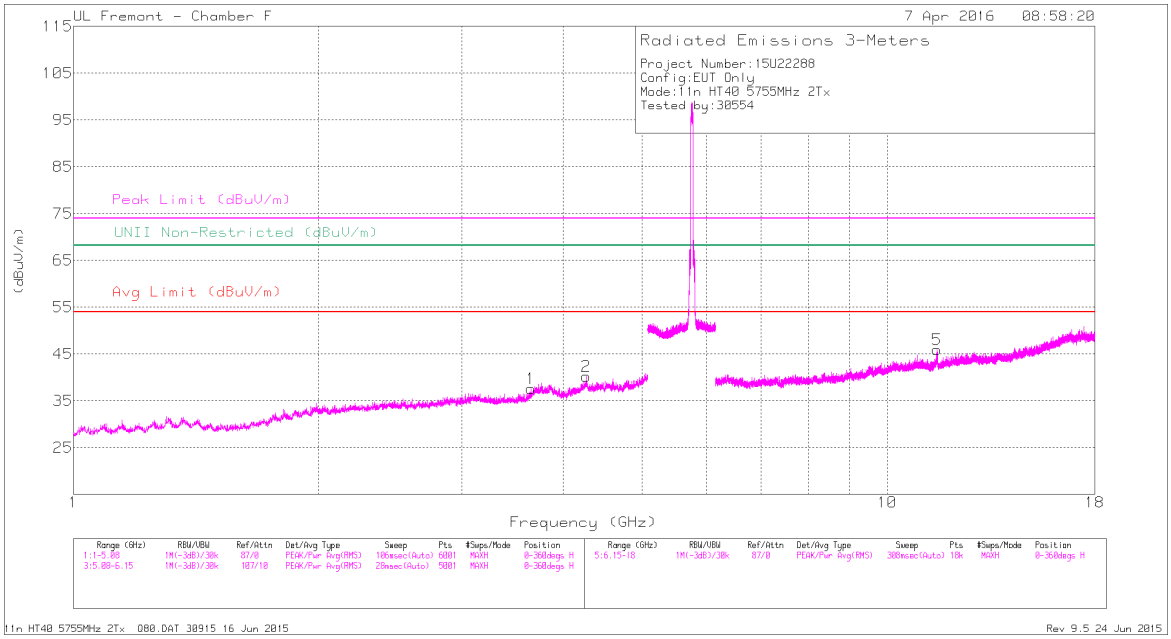

LOW CHANNEL VERTICAL PLOT

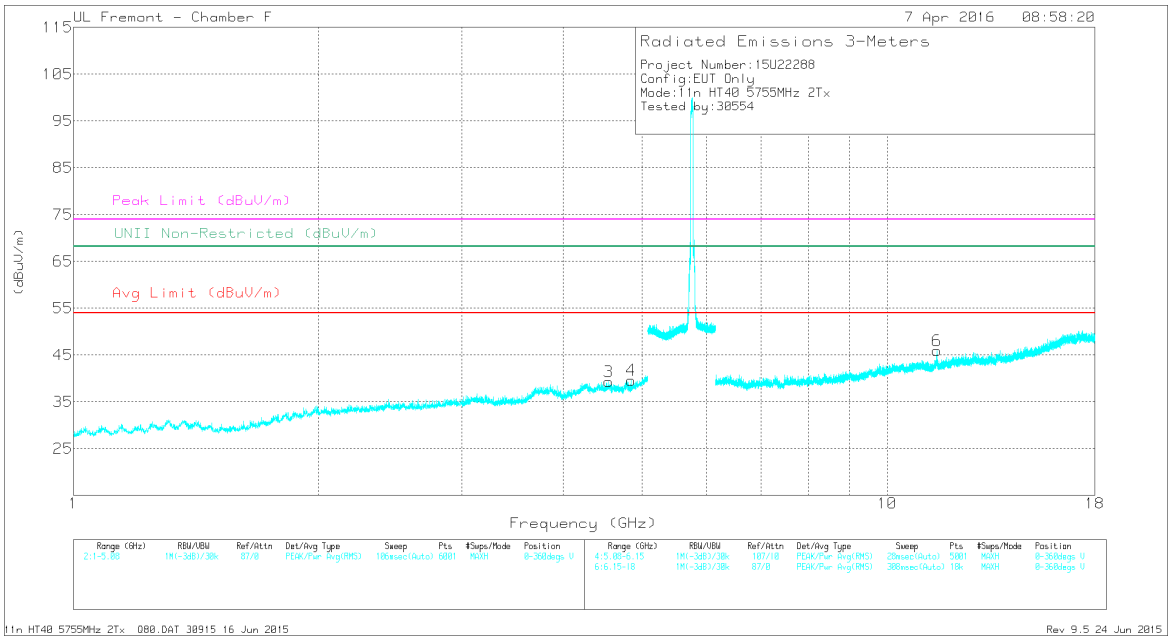

This report shall not be reproduced except in full, without the written approval of UL Verification Services Inc.

DATA

Markers	Frequency (GHz)	Meter Reading (dBuV)	Det	AF T344 (dB/m)	Amp/Cbl/Fltr/Pad (dB)	Corrected Reading (dBuV/m)	Avg Limit (dBuV/m)	Margin (dB)	Peak Limit (dBuV/m)	PK Margin (dB)	UNII Non-Restricted (dBuV/m)	PK Margin (dB)	Azimuth (Degs)	Height (cm)	Polarity
1	* 3.648	39.14	PK-U	33.2	-29.2	43.14	-	-	74	-30.86	-	-	132	230	H
	* 3.648	27.4	ADR	33.2	-29.2	31.4	54	-22.6	-	-	-	-	132	230	H
2	* 4.267	38.92	PK-U	33.7	-26.5	46.12	-	-	74	-27.88	-	-	132	230	H
	* 4.268	26.39	ADR	33.7	-26.5	33.59	54	-20.41	-	-	-	-	132	230	H
3	* 4.546	39.87	PK-U	34	-28.2	45.67	-	-	74	-28.33	-	-	132	230	V
	* 4.545	27.62	ADR	34	-28.1	33.52	54	-20.48	-	-	-	-	132	230	V
4	* 4.842	38.85	PK-U	34	-28	44.85	-	-	74	-29.15	-	-	132	230	V
	* 4.843	27.06	ADR	34	-28	33.06	54	-20.94	-	-	-	-	132	230	V
5	* 11.507	37.75	PK-U	38.1	-22.1	53.75	-	-	74	-20.25	-	-	172	100	H
	* 11.51	24.66	ADR	38.1	-22.1	40.66	54	-13.34	-	-	-	-	172	100	H
6	* 11.517	38.96	PK-U	38.1	-22.3	54.76	-	-	74	-19.24	-	-	128	227	V
	* 11.51	25.9	ADR	38.1	-22.2	41.8	54	-12.2	-	-	-	-	128	227	V

* - indicates frequency in CFR15.205/IC7.2.2 Restricted Band

PK-U - U-NII: Maximum Peak

ADR - U-NII AD primary method, RMS average

UL VERIFICATION SERVICES INC. FORM NO: CCSUP4701J
47173 BENICIA STREET, FREMONT, CA 94538, USA TEL: (510) 771-1000 FAX: (510) 661-0888
This report shall not be reproduced except in full, without the written approval of UL Verification Services Inc.

HIGH CHANNEL HARMONICS AND SPURIOUS EMISSIONS

HIGH CHANNEL HORIZONTAL PLOT

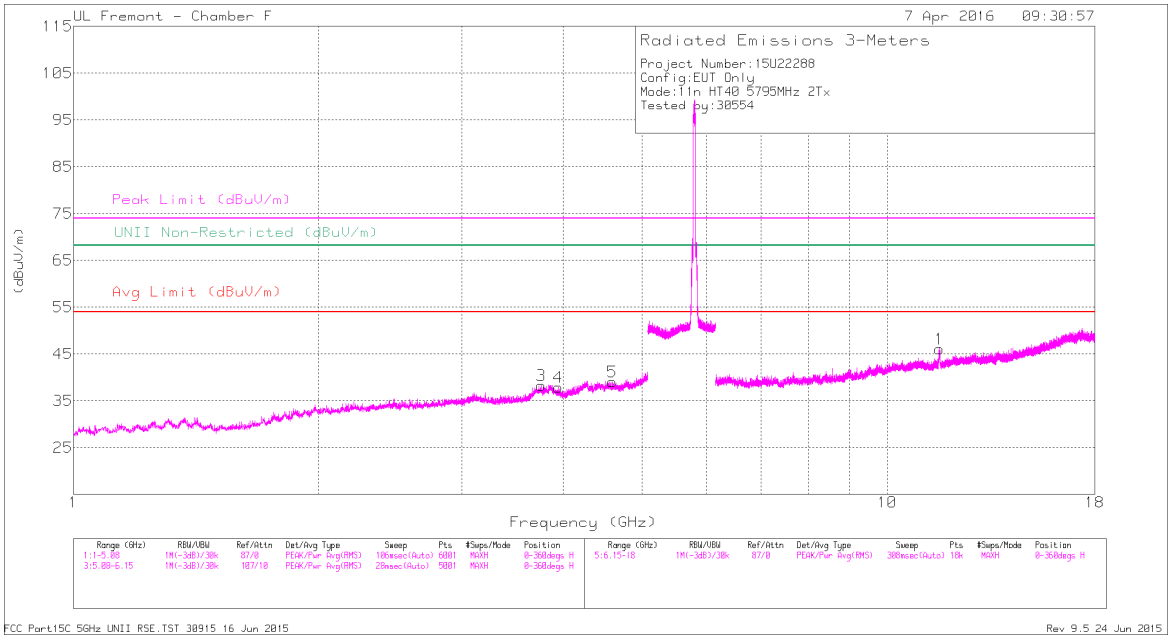

HIGH CHANNEL VERTICAL PLOT

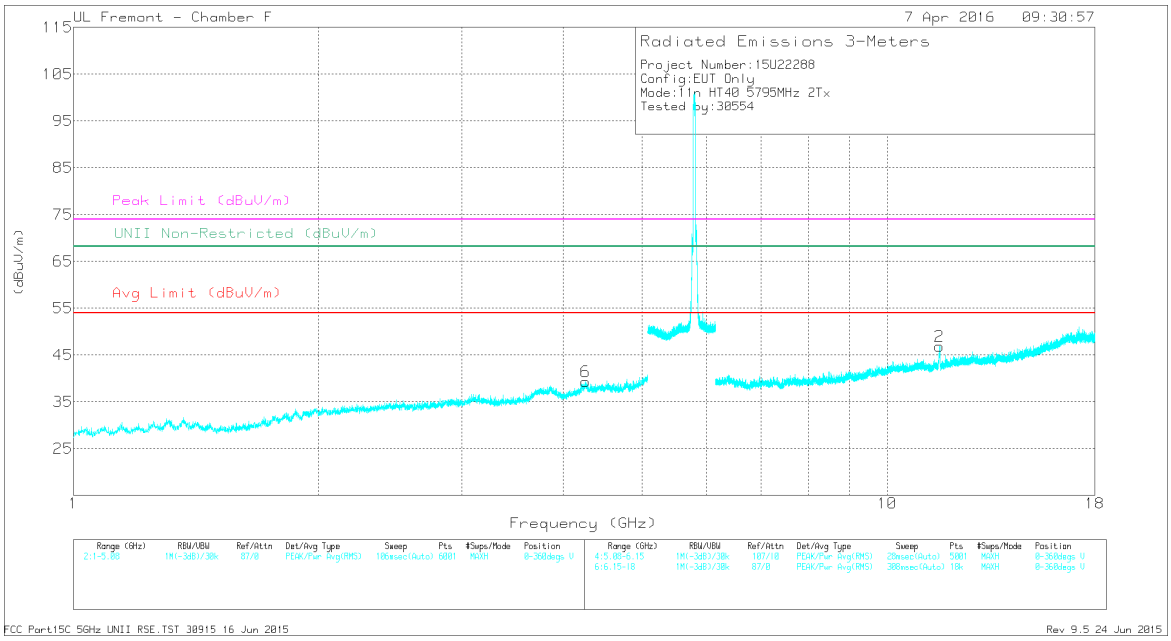

This report shall not be reproduced except in full, without the written approval of UL Verification Services Inc.

DATA

Markers	Frequency (GHz)	Meter Reading (dBuV)	Det	AF T344 (dB/m)	Amp/Cbl/Fltr/Pad (dB)	Corrected Reading (dBuV/m)	Avg Limit (dBuV/m)	Margin (dB)	Peak Limit (dBuV/m)	PK Margin (dB)	UNII Non-Restricted (dBuV/m)	PK Margin (dB)	Azimuth (Degs)	Height (cm)	Polarity
3	* 3.756	39.91	PK-U	33.4	-29.2	44.11	-	-	74	-29.89	-	-	132	230	H
	* 3.756	27.67	ADR	33.4	-29.2	31.87	54	-22.13	-	-	-	-	132	230	H
4	* 3.944	38.99	PK-U	33.4	-29.2	43.19	-	-	74	-30.81	-	-	132	230	H
	* 3.944	27.61	ADR	33.4	-29.2	31.81	54	-22.19	-	-	-	-	132	230	H
5	* 4.593	39.37	PK-U	34.1	-27.8	45.67	-	-	74	-28.33	-	-	132	230	H
	* 4.593	27.19	ADR	34.1	-27.8	33.49	54	-20.51	-	-	-	-	132	230	H
6	* 4.259	37.93	PK-U	33.7	-26.5	45.13	-	-	74	-28.87	-	-	132	230	V
	* 4.259	26.3	ADR	33.7	-26.5	33.5	54	-20.5	-	-	-	-	132	230	V
1	* 11.59	39.55	PK-U	38.2	-22.6	55.15	-	-	74	-18.85	-	-	124	199	H
	* 11.59	26.98	ADR	38.2	-22.6	42.58	54	-11.42	-	-	-	-	124	199	H
2	* 11.59	34.92	PK-U	38.2	-22.6	50.52	-	-	74	-23.48	-	-	132	230	V
	* 11.591	23.18	ADR	38.2	-22.6	38.78	54	-15.22	-	-	-	-	132	230	V

* - indicates frequency in CFR15.205/IC7.2.2 Restricted Band

PK-U - U-NII: Maximum Peak

ADR - U-NII AD primary method, RMS average

UL VERIFICATION SERVICES INC. FORM NO: CCSUP4701J
47173 BENICIA STREET, FREMONT, CA 94538, USA TEL: (510) 771-1000 FAX: (510) 661-0888
This report shall not be reproduced except in full, without the written approval of UL Verification Services Inc.

9.28. 802.11ac VHT80 1Tx MODE IN THE 5.8 GHz BAND

RESTRICTED BANDEDGE, CHAIN 0 (LOW)

LOW CHANNEL HORIZONTAL PLOT

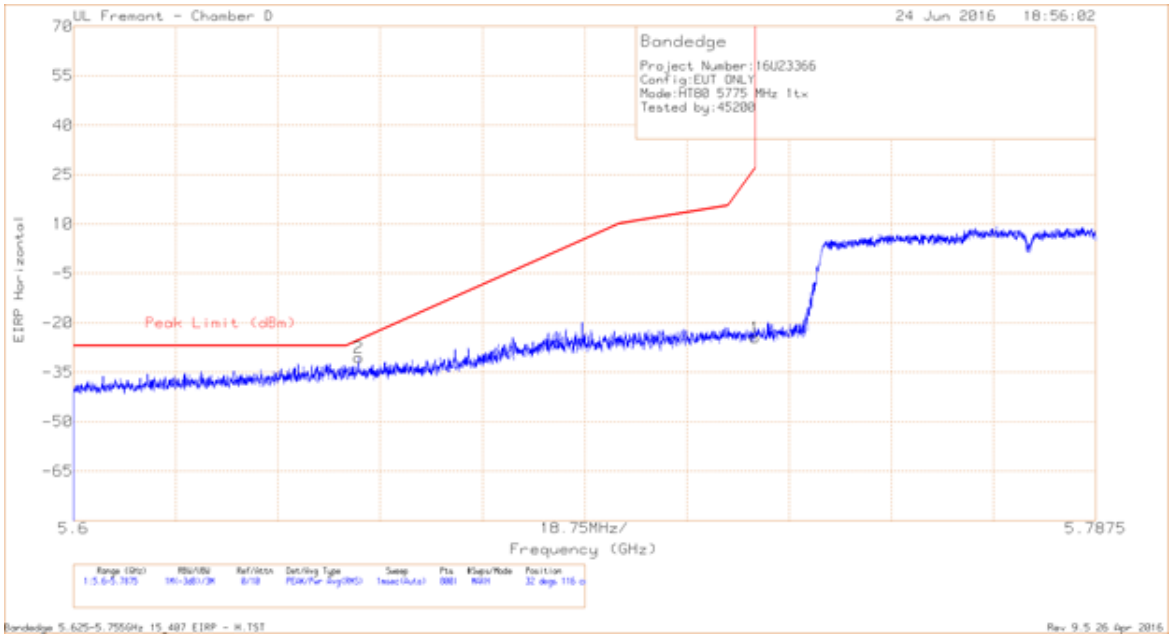

DATA

Marker	Frequency (GHz)	Meter Reading (dBm)	Det	AF T712 (dB/m)	Amp/Cbl/Fltr/Pad (dB)	Conversion Factor (dB)	Corrected Reading EIRP	Peak Limit (dBm)	PK Margin (dB)	Azimuth (Degs)	Height (cm)	Polarity
2	5.652	-59.63	Pk	34.6	-17.3	11.8	-30.53	-25.32	-5.21	32	116	H
1	5.725	-53.75	Pk	34.8	-17.3	11.8	-24.45	26.99	-51.44	32	116	H

Pk - Peak detector

UL VERIFICATION SERVICES INC. FORM NO: CCSUP4701J
47173 BENICIA STREET, FREMONT, CA 94538, USA TEL: (510) 771-1000 FAX: (510) 661-0888
This report shall not be reproduced except in full, without the written approval of UL Verification Services Inc.

LOW CHANNEL VERTICAL PLOT

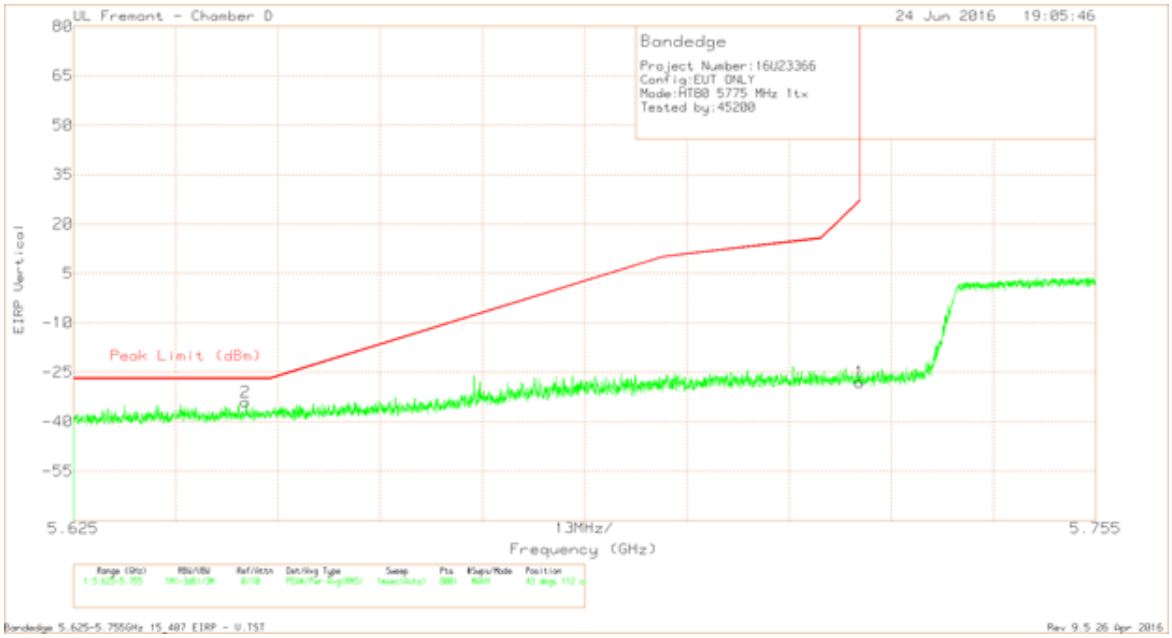

DATA

Marker	Frequency (GHz)	Meter Reading (dBm)	Det	AF T712 (dB/m)	Amp/Cbl/Fltr/Pad (dB)	Conversion Factor (dB)	Corrected Reading EIRP	Peak Limit (dBm)	PK Margin (dB)	Azimuth (Degs)	Height (cm)	Polarity
2	5.647	-63.06	Pk	34.6	-17.4	11.8	-34.06	-27	-7.06	43	112	V
1	5.725	-57.3	Pk	34.8	-17.3	11.8	-28	26.97	-54.97	43	112	V

Pk - Peak detector

UL VERIFICATION SERVICES INC. FORM NO: CCSUP4701J
47173 BENICIA STREET, FREMONT, CA 94538, USA TEL: (510) 771-1000 FAX: (510) 661-0888
This report shall not be reproduced except in full, without the written approval of UL Verification Services Inc.

RESTRICTED BANDEDGE, CHAIN 0 (HIGH)

HIGH CHANNEL HORIZONTAL PLOT

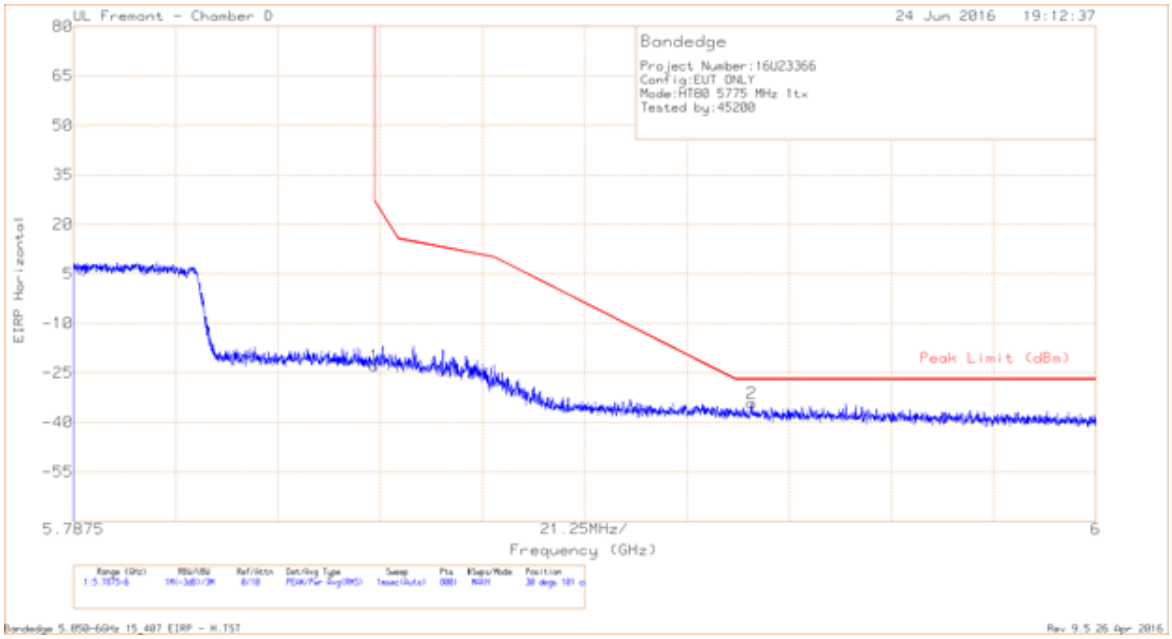

DATA

Marker	Frequency (GHz)	Meter Reading (dBm)	Det	AF T712 (dB/m)	Amp/Cbl/Fltr/Pad (dB)	Conversion Factor (dB)	Corrected Reading EIRP	Peak Limit (dBm)	PK Margin (dB)	Azimuth (Degs)	Height (cm)	Polarity
1	5.85	-52.23	Pk	34.9	-17.3	11.8	-22.83	26.99	-49.82	30	101	H
2	5.928	-63.91	Pk	35	-17.1	11.8	-34.21	-27	-7.21	30	101	H

Pk - Peak detector

UL VERIFICATION SERVICES INC. FORM NO: CCSUP4701J
47173 BENICIA STREET, FREMONT, CA 94538, USA TEL: (510) 771-1000 FAX: (510) 661-0888
This report shall not be reproduced except in full, without the written approval of UL Verification Services Inc.

HIGH CHANNEL VERTICAL PLOT

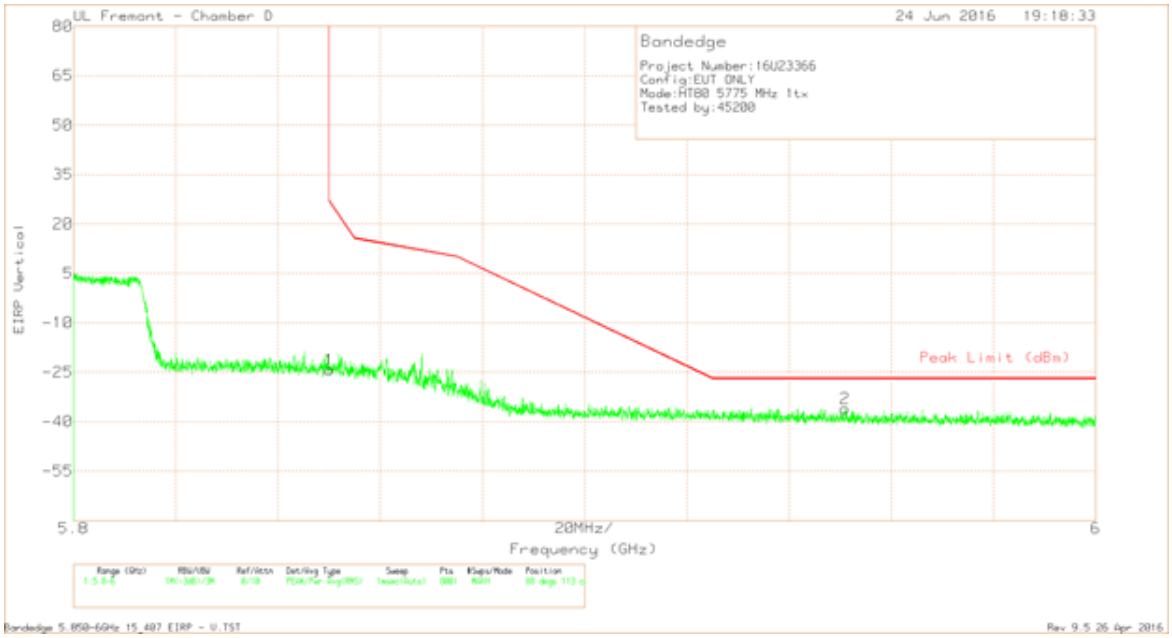

DATA

Marker	Frequency (GHz)	Meter Reading (dBm)	Det	AF T712 (dB/m)	Amp/Cbl/Fltr/Pad (dB)	Conversion Factor (dB)	Corrected Reading EIRP	Peak Limit (dBm)	PK Margin (dB)	Azimuth (Degs)	Height (cm)	Polarity
1	5.85	-53.59	Pk	34.9	-17.3	11.8	-24.19	26.94	-51.13	88	113	V
2	5.951	-65.66	Pk	35	-17.1	11.8	-35.96	-27	-8.96	88	113	V

Pk - Peak detector

UL VERIFICATION SERVICES INC. FORM NO: CCSUP4701J
47173 BENICIA STREET, FREMONT, CA 94538, USA TEL: (510) 771-1000 FAX: (510) 661-0888
This report shall not be reproduced except in full, without the written approval of UL Verification Services Inc.

CHANNEL 155 HARMONICS AND SPURIOUS EMISSIONS

CHANNEL 155 HORIZONTAL PLOT

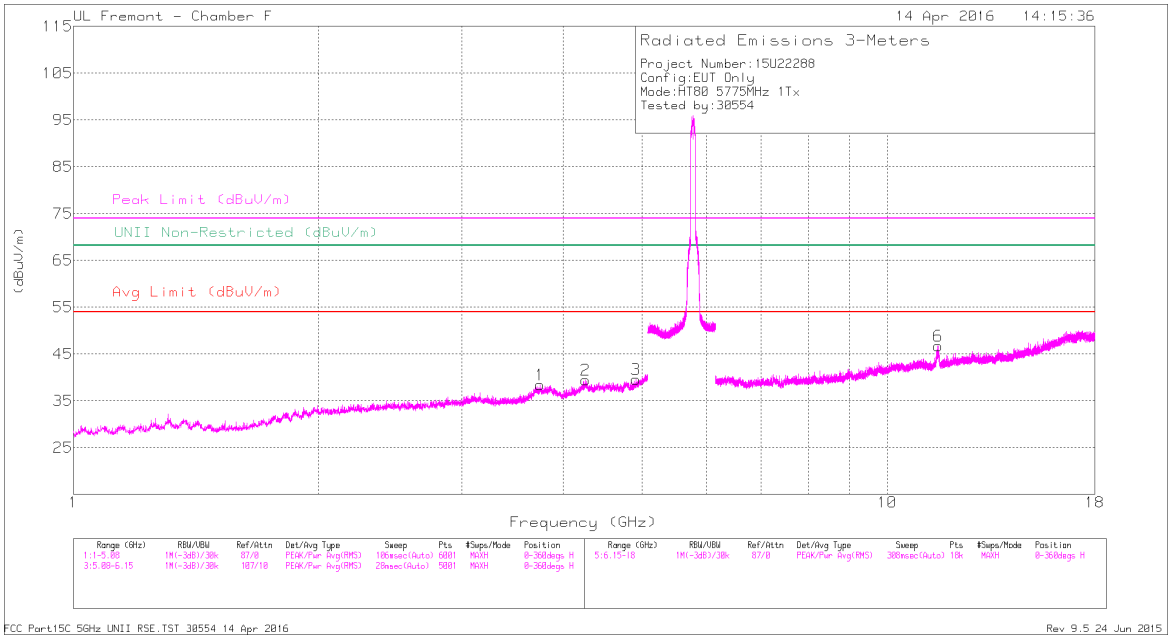

CHANNEL 155 VERTICAL PLOT

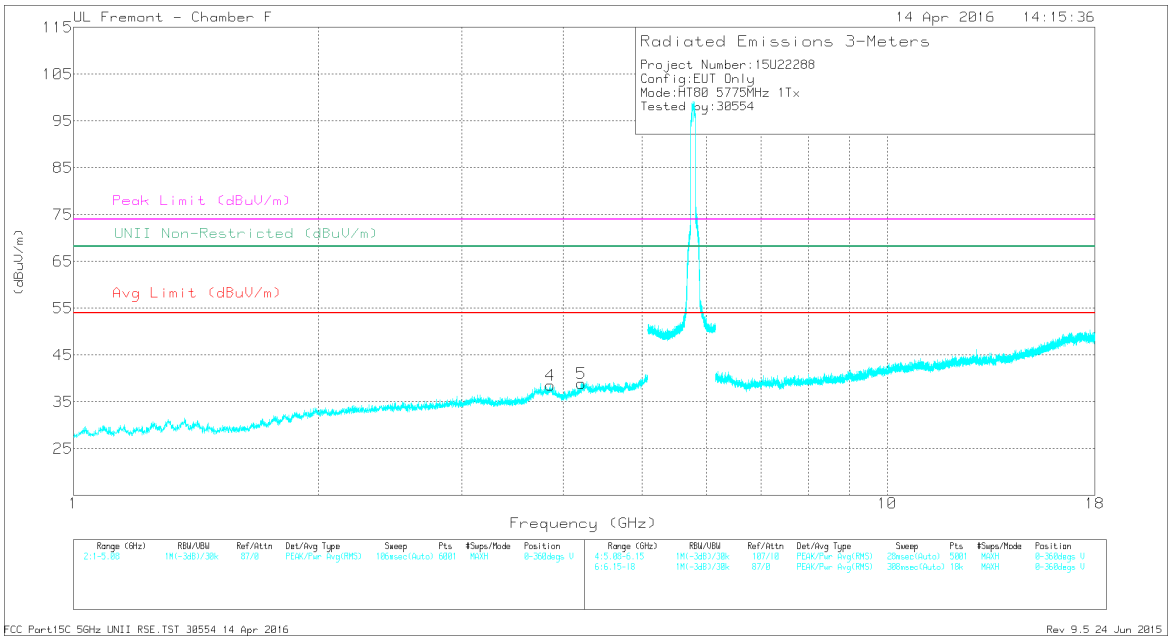

This report shall not be reproduced except in full, without the written approval of UL Verification Services Inc.

DATA

Markers	Frequency (GHz)	Meter Reading (dBuV)	Det	AF T344 (dB/m)	Amp/Cbl/Fltr/Pad (dB)	DC Corr (dB)	Corrected Reading (dBuV/m)	Avg Limit (dBuV/m)	Margin (dB)	Peak Limit (dBuV/m)	PK Margin (dB)	UNII Non-Restricted (dBuV/m)	PK Margin (dB)	Azimuth (Degs)	Height (cm)	Polarity
1	* 3.743	39.39	PK-U	33.4	-29.2	0	43.59	-	-	74	-30.41	-	-	0	100	H
	* 3.744	27.71	ADR	33.4	-29.2	.16	32.07	54	-21.93	-	-	-	-	0	100	H
2	* 4.26	38.11	PK-U	33.7	-26.5	0	45.31	-	-	74	-28.69	-	-	0	100	H
	* 4.26	26.33	ADR	33.7	-26.5	.16	33.69	54	-20.31	-	-	-	-	0	100	H
3	* 4.914	38.79	PK-U	34.1	-26.8	0	46.09	-	-	74	-27.91	-	-	0	100	H
	* 4.914	26.35	ADR	34.1	-26.8	.16	33.81	54	-20.19	-	-	-	-	0	100	H
4	* 3.857	39.58	PK-U	33.4	-28.4	0	44.58	-	-	74	-29.42	-	-	0	100	V
	* 3.857	27.66	ADR	33.4	-28.4	.16	32.82	54	-21.18	-	-	-	-	0	100	V
5	* 4.211	38.91	PK-U	33.7	-27.9	0	44.71	-	-	74	-29.29	-	-	0	100	V
	* 4.213	27.09	ADR	33.7	-27.8	.16	33.15	54	-20.85	-	-	-	-	0	100	V
6	* 11.567	39.39	PK-U	38.1	-22.5	0	54.99	-	-	74	-19.01	-	-	16	101	H
	* 11.544	26.92	ADR	38.1	-22.5	.16	42.68	54	-11.32	-	-	-	-	16	101	H

* - indicates frequency in CFR15.205/IC7.2.2 Restricted Band

PK-U - U-NII: Maximum Peak

ADR - U-NII AD primary method, RMS average

UL VERIFICATION SERVICES INC. FORM NO: CCSUP4701J
47173 BENICIA STREET, FREMONT, CA 94538, USA TEL: (510) 771-1000 FAX: (510) 661-0888
This report shall not be reproduced except in full, without the written approval of UL Verification Services Inc.

RESTRICTED BANDEDGE, CHAIN 1 (LOW)

LOW CHANNEL HORIZONTAL PLOT

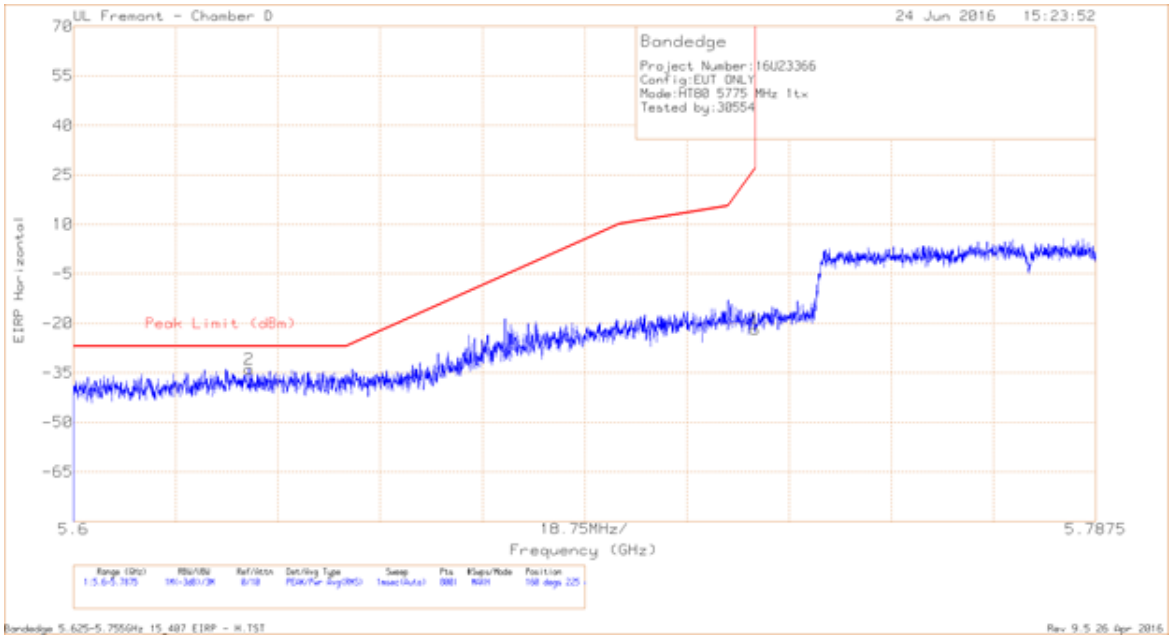

DATA

Marker	Frequency (GHz)	Meter Reading (dBm)	Det	AF T712 (dB/m)	Amp/Cbl/Fltr/Pad (dB)	Conversion Factor (dB)	Corrected Reading EIRP	Peak Limit (dBm)	PK Margin (dB)	Azimuth (Degs)	Height (cm)	Polarity
2	5.632	-62.92	Pk	34.6	-17.3	11.8	-33.82	-27	-6.82	160	225	H
1	5.725	-51.22	Pk	34.8	-17.3	11.8	-21.92	26.99	-48.91	160	225	H

Pk - Peak detector

UL VERIFICATION SERVICES INC. FORM NO: CCSUP4701J
47173 BENICIA STREET, FREMONT, CA 94538, USA TEL: (510) 771-1000 FAX: (510) 661-0888
This report shall not be reproduced except in full, without the written approval of UL Verification Services Inc.

LOW CHANNEL VERTICAL PLOT

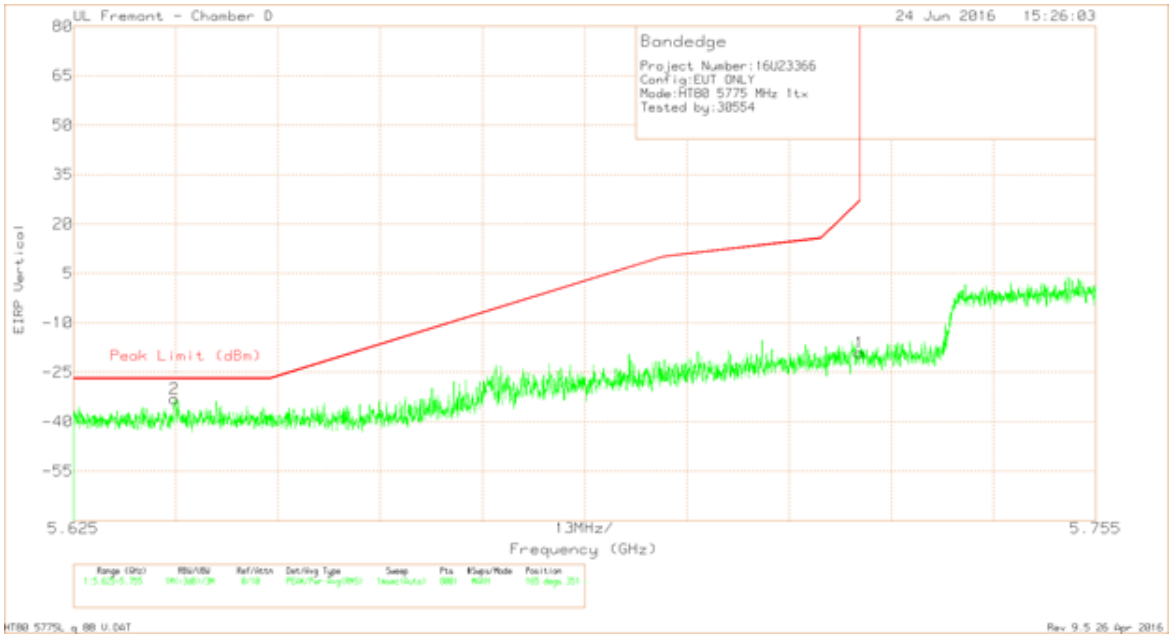

DATA

Marker	Frequency (GHz)	Meter Reading (dBm)	Det	AF T712 (dB/m)	Amp/Cbl/Fltr/Pad (dB)	Conversion Factor (dB)	Corrected Reading EIRP	Peak Limit (dBm)	PK Margin (dB)	Azimuth (Degs)	Height (cm)	Polarity
2	5.638	-61.98	Pk	34.6	-17.4	11.8	-32.98	-27	-5.98	165	351	V
1	5.725	-48.38	Pk	34.8	-17.3	11.8	-19.08	26.97	-46.05	165	351	V

Pk - Peak detector

This report shall not be reproduced except in full, without the written approval of UL Verification Services Inc.

RESTRICTED BANDEDGE, CHAIN 1 (HIGH)

HIGH CHANNEL HORIZONTAL PLOT

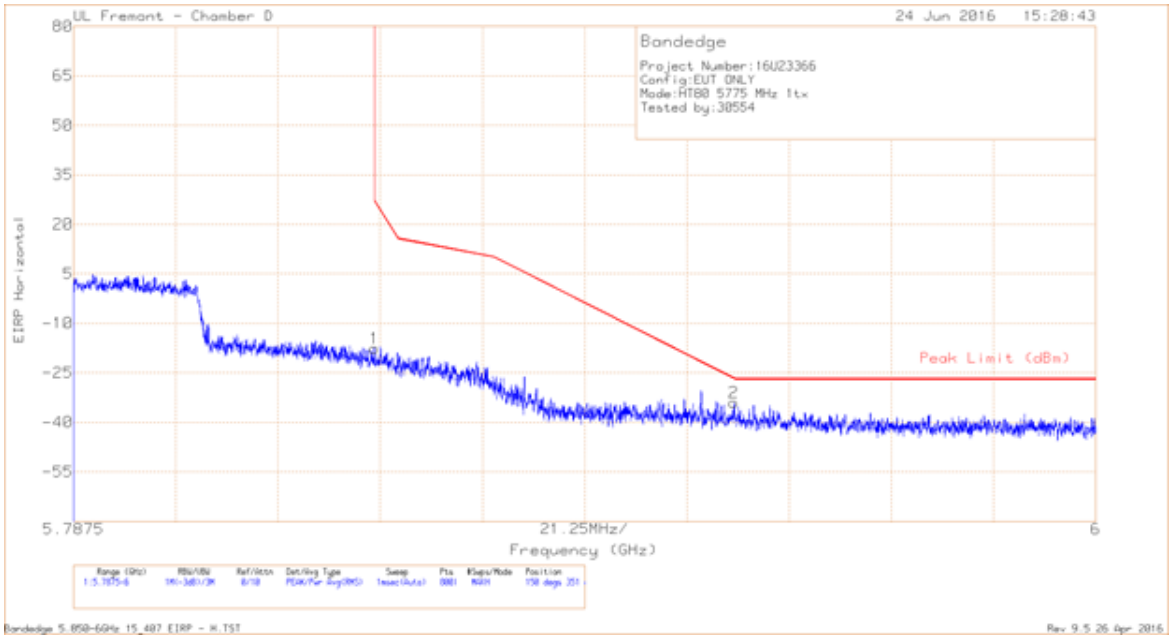

DATA

Marker	Frequency (GHz)	Meter Reading (dBm)	Det	AF T712 (dB/m)	Amp/Cbl/Fltr/Pad (dB)	Conversion Factor (dB)	Corrected Reading EIRP	Peak Limit (dBm)	PK Margin (dB)	Azimuth (Degs)	Height (cm)	Polarity
1	5.85	-46.91	Pk	34.9	-17.3	11.8	-17.51	26.99	-44.5	150	351	H
2	5.925	-63.52	Pk	35	-17.2	11.8	-33.92	-26.85	-7.07	150	351	H

Pk - Peak detector

UL VERIFICATION SERVICES INC. FORM NO: CCSUP4701J
47173 BENICIA STREET, FREMONT, CA 94538, USA TEL: (510) 771-1000 FAX: (510) 661-0888
This report shall not be reproduced except in full, without the written approval of UL Verification Services Inc.

HIGH CHANNEL VERTICAL PLOT

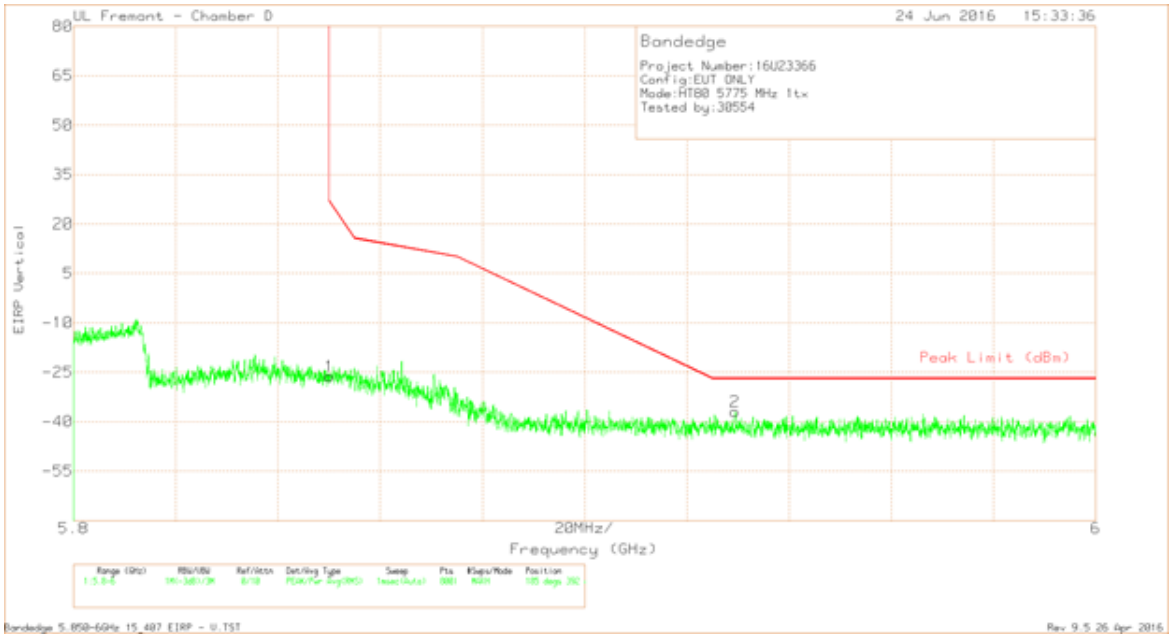

DATA

Marker	Frequency (GHz)	Meter Reading (dBm)	Det	AF T712 (dB/m)	Amp/Cbl/Fltr/Pad (dB)	Conversion Factor (dB)	Corrected Reading EIRP	Peak Limit (dBm)	PK Margin (dB)	Azimuth (Degs)	Height (cm)	Polarity
1	5.85	-55.72	Pk	34.9	-17.3	11.8	-26.32	26.94	-53.26	185	392	V
2	5.929	-66.59	Pk	35	-17.1	11.8	-36.89	-27	-9.89	185	392	V

Pk - Peak detector

This report shall not be reproduced except in full, without the written approval of UL Verification Services Inc.

CHANNEL 155 HARMONICS AND SPURIOUS EMISSIONS

CHANNEL 155 HORIZONTAL PLOT

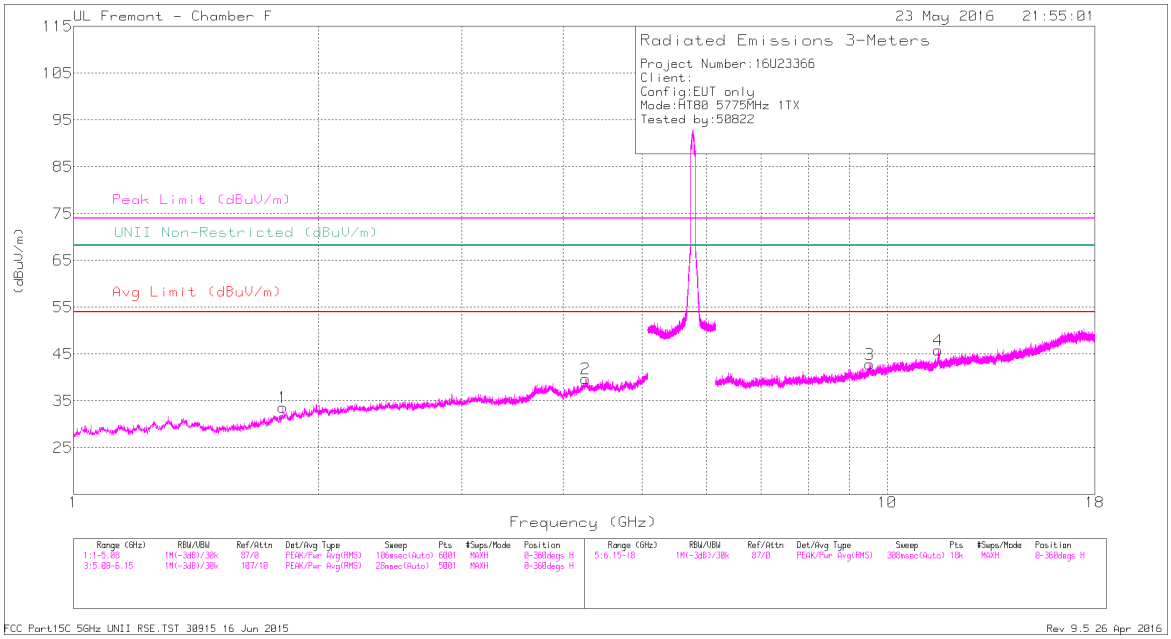

CHANNEL 155 VERTICAL PLOT

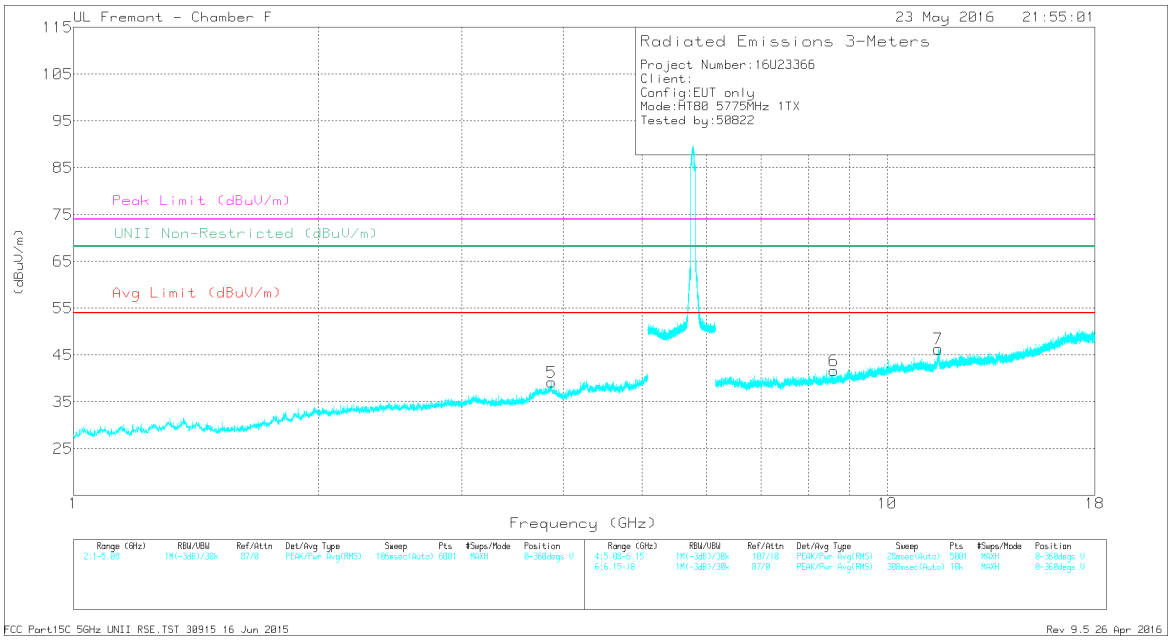

This report shall not be reproduced except in full, without the written approval of UL Verification Services Inc.

DATA

Marker	Frequency (GHz)	Meter Reading (dBuV)	Det	AF T344 (dB/m)	Amp/Cbl/Fltr/Pad (dB)	DC Corr (dB)	Corrected Reading (dBuV/m)	Avg Limit (dBuV/m)	Margin (dB)	Peak Limit (dBuV/m)	PK Margin (dB)	UNII Non-Restricted (dBuV/m)	PK Margin (dB)	Azimuth (Degs)	Height (cm)	Polarity
1	1.809	40.67	PK-U	30.1	-31.1	0	39.67	-	-	-	-	68.2	-28.53	265	150	H
2	* 4.263	36.7	PK-U	33.7	-26.4	.16	44	-	-	74	-30	-	-	199	188	H
	* 4.262	26.21	ADR	33.7	-26.4	0	33.51	54	-20.49	-	-	-	-	199	188	H
5	* 3.866	37.96	PK-U	33.4	-28.5	.16	42.86	-	-	74	-31.14	-	-	212	226	V
	* 3.866	27.75	ADR	33.4	-28.5	0	32.65	54	-21.35	-	-	-	-	212	226	V
3	9.52	33.62	PK-U	36.5	-21.5	.16	48.62	-	-	-	-	68.2	-19.58	170	397	H
4	* 11.557	38.27	PK-U	38.1	-22.5	0	53.87	-	-	74	-20.13	-	-	346	208	H
	* 11.557	26.24	ADR	38.1	-22.5	.16	41.84	54	-12.16	-	-	-	-	346	208	H
6	8.601	34.55	PK-U	35.7	-24.1	0	46.15	-	-	-	-	68.2	-22.05	202	197	V
7	* 11.558	36.95	PK-U	38.1	-22.5	.16	52.55	-	-	74	-21.45	-	-	33	237	V
	* 11.558	26.12	ADR	38.1	-22.5	0	41.72	54	-12.28	-	-	-	-	33	237	V

* - indicates frequency in CFR47 Pt 15 / IC RSS-Restricted Band
PK-U - U-NII: Maximum Peak
ADR - U-NII AD primary method, RMS average

This report shall not be reproduced except in full, without the written approval of UL Verification Services Inc.

9.29. 802.11ac VHT80 2Tx CDD MODE IN THE 5.8 GHz BAND

RESTRICTED BANDEDGE (LOW)

LOW CHANNEL HORIZONTAL PLOT

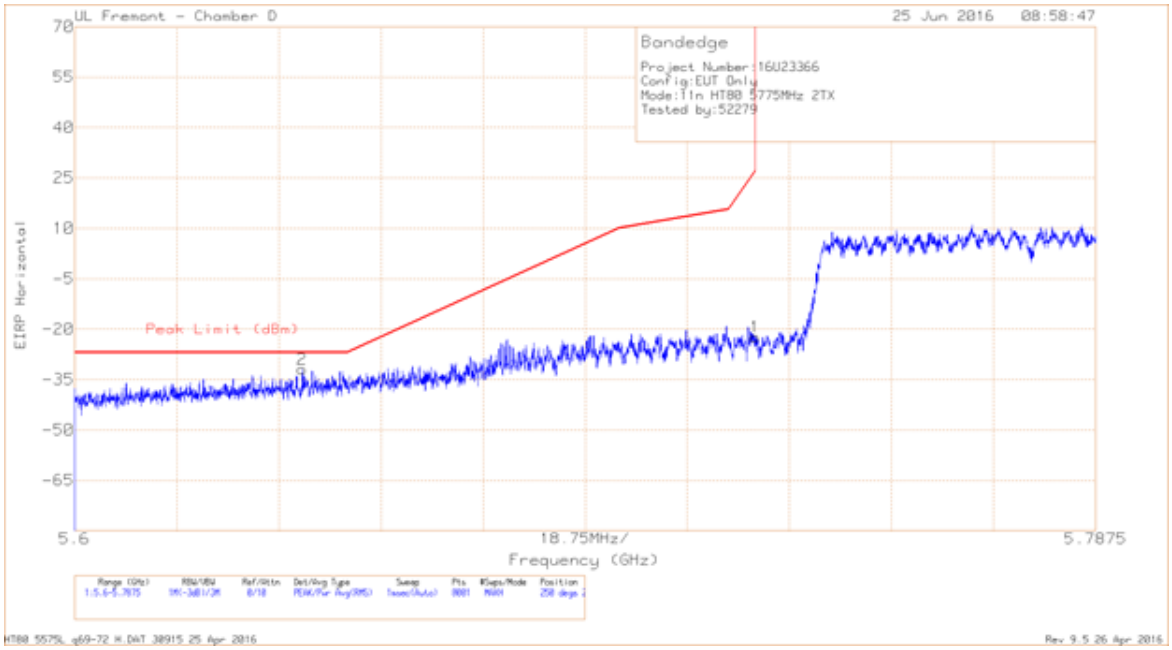

DATA

Marker	Frequency (GHz)	Meter Reading (dBm)	Det	AF T712 (dB/m)	Amp/Cbl/Fltr/Pad (dB)	Conversion Factor (dB)	Corrected Reading EIRP	Peak Limit (dBm)	PK Margin (dB)	Azimuth (Degs)	Height (cm)	Polarity
2	5.642	-60.9	Pk	34.6	-17.4	11.8	-31.9	-27	-4.9	250	231	H
1	5.725	-51.59	Pk	34.8	-17.3	11.8	-22.29	26.99	-49.28	250	231	H

Pk - Peak detector

UL VERIFICATION SERVICES INC. FORM NO: CCSUP4701J
47173 BENICIA STREET, FREMONT, CA 94538, USA TEL: (510) 771-1000 FAX: (510) 661-0888
This report shall not be reproduced except in full, without the written approval of UL Verification Services Inc.

LOW CHANNEL VERTICAL PLOT

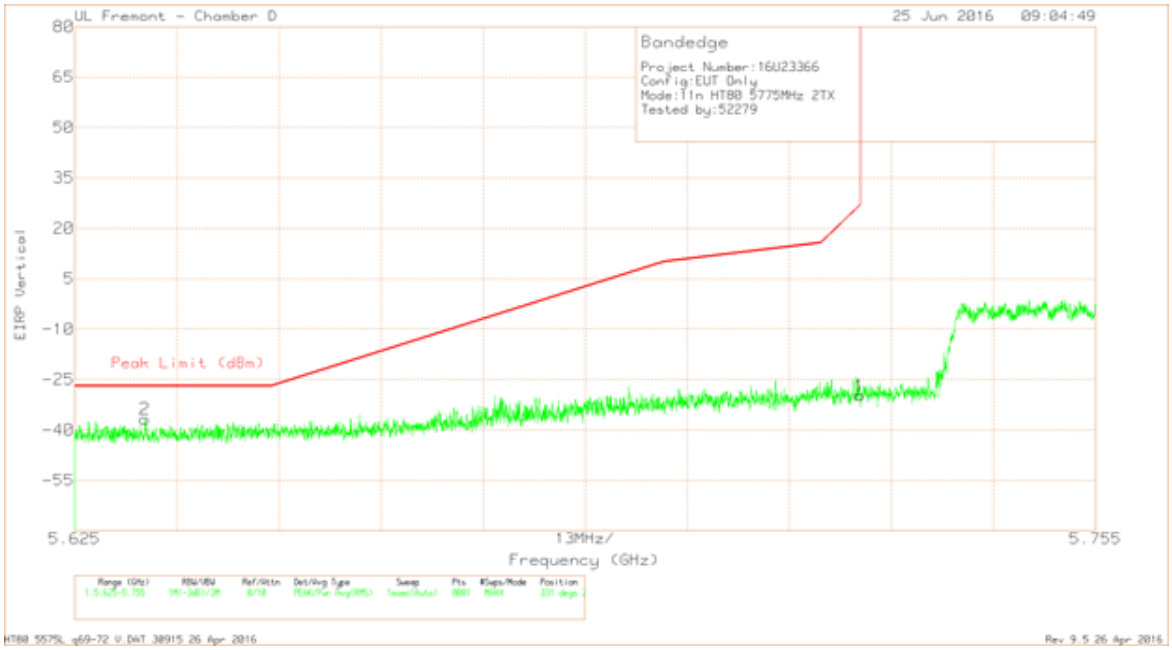

DATA

Marker	Frequency (GHz)	Meter Reading (dBm)	Det	AF T712 (dB/m)	Amp/Cbl/Fltr/Pad (dB)	Conversion Factor (dB)	Corrected Reading EIRP	Peak Limit (dBm)	PK Margin (dB)	Azimuth (Degs)	Height (cm)	Polarity
2	5.634	-65.84	Pk	34.6	-17.3	11.8	-36.74	-27	-9.74	331	277	V
1	5.725	-59.04	Pk	34.8	-17.3	11.8	-29.74	26.97	-56.71	331	277	V

Pk - Peak detector

UL VERIFICATION SERVICES INC. FORM NO: CCSUP4701J
47173 BENICIA STREET, FREMONT, CA 94538, USA TEL: (510) 771-1000 FAX: (510) 661-0888
This report shall not be reproduced except in full, without the written approval of UL Verification Services Inc.

RESTRICTED BANDEDGE (HIGH)

HIGH CHANNEL HORIZONTAL PLOT

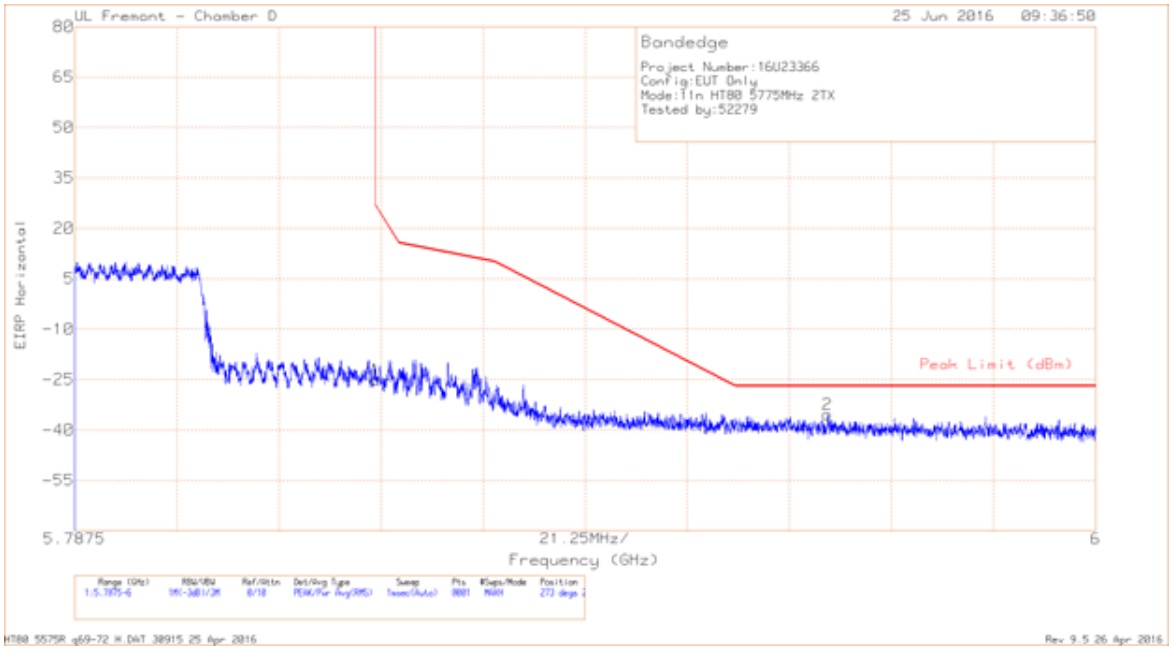

DATA

Marker	Frequency (GHz)	Meter Reading (dBm)	Det	AF T712 (dB/m)	Amp/Cbl/Fltr/Pad (dB)	Conversion Factor (dB)	Corrected Reading EIRP	Peak Limit (dBm)	PK Margin (dB)	Azimuth (Degs)	Height (cm)	Polarity
1	5.85	-54.51	Pk	34.9	-17.3	11.8	-25.11	26.99	-52.1	273	279	H
2	5.944	-64.99	Pk	35	-17.2	11.8	-35.39	-27	-8.39	273	279	H

Pk - Peak detector

UL VERIFICATION SERVICES INC. FORM NO: CCSUP4701J
47173 BENICIA STREET, FREMONT, CA 94538, USA TEL: (510) 771-1000 FAX: (510) 661-0888
This report shall not be reproduced except in full, without the written approval of UL Verification Services Inc.

HIGH CHANNEL VERTICAL PLOT

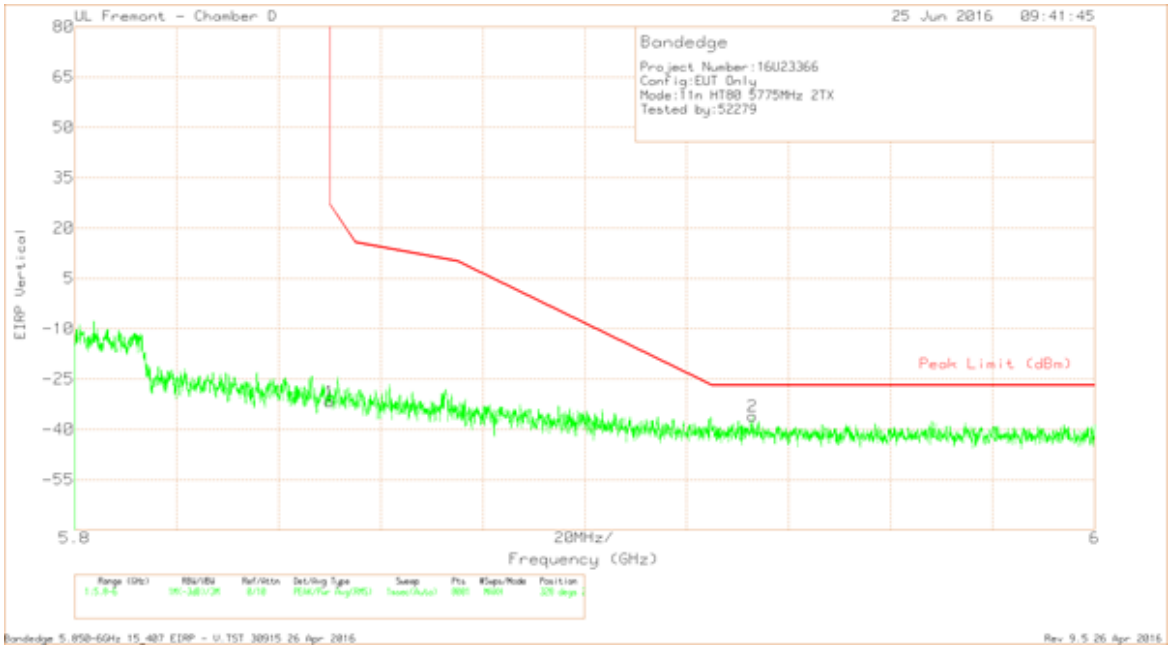

DATA

Marker	Frequency (GHz)	Meter Reading (dBm)	Det	AF T712 (dB/m)	Amp/Cbl/Fltr/Pad (dB)	Conversion Factor (dB)	Corrected Reading EIRP	Peak Limit (dBm)	PK Margin (dB)	Azimuth (Degs)	Height (cm)	Polarity
1	5.85	-61.11	Pk	34.9	-17.3	11.8	-31.71	26.94	-58.65	328	264	V
2	5.933	-65.79	Pk	35	-17.1	11.8	-36.09	-27	-9.09	328	264	V

Pk - Peak detector

UL VERIFICATION SERVICES INC. FORM NO: CCSUP4701J
47173 BENICIA STREET, FREMONT, CA 94538, USA TEL: (510) 771-1000 FAX: (510) 661-0888
This report shall not be reproduced except in full, without the written approval of UL Verification Services Inc.

CHANNEL 155 HARMONICS AND SPURIOUS EMISSIONS

CHANNEL 155 HORIZONTAL PLOT

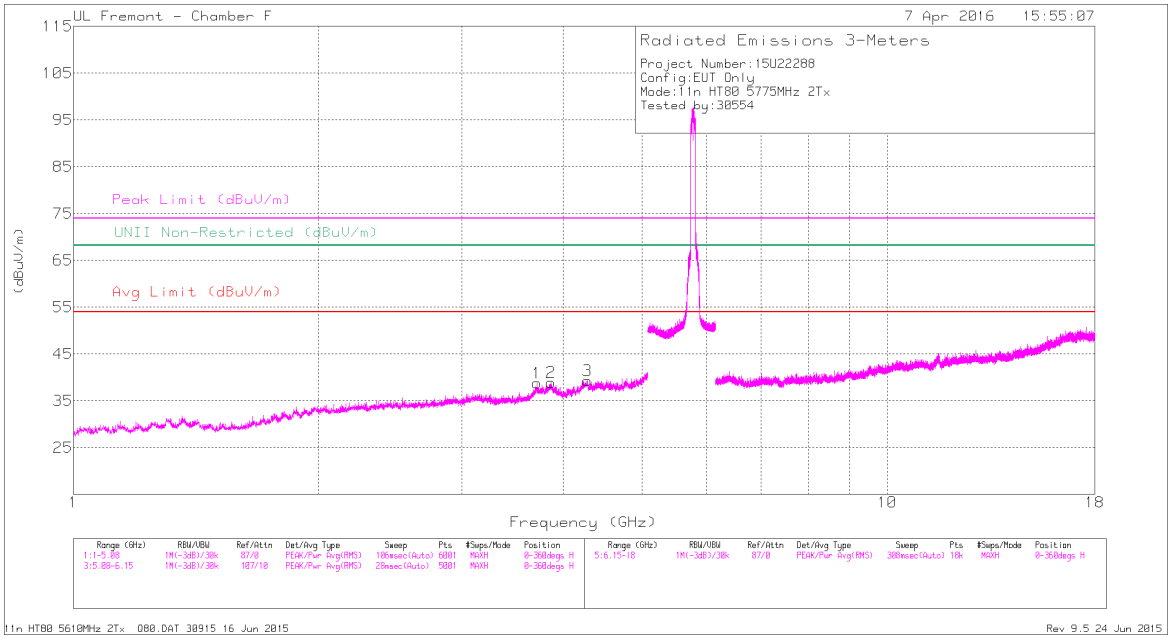

CHANNEL 155 VERTICAL PLOT

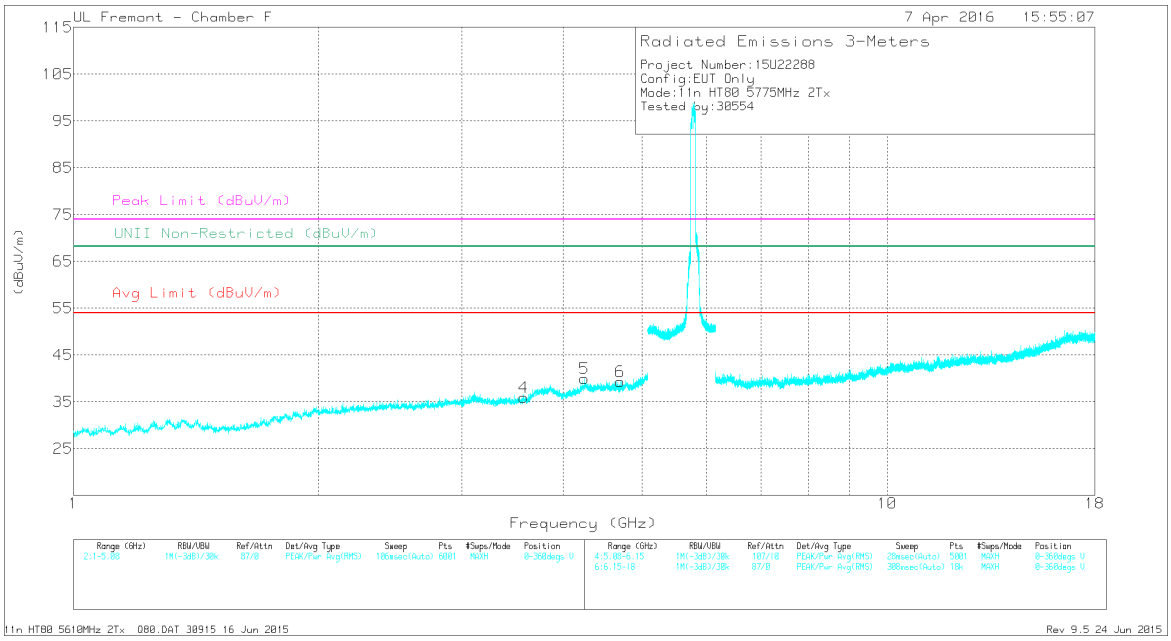

UL VERIFICATION SERVICES INC. FORM NO: CCSUP4701J
47173 BENICIA STREET, FREMONT, CA 94538, USA TEL: (510) 771-1000 FAX: (510) 661-0888
This report shall not be reproduced except in full, without the written approval of UL Verification Services Inc.

DATA

Marker	Frequency (GHz)	Meter Reading (dBuV)	Det	AF T344 (dB/m)	Amp/Cbl/Fltr/Pad (dB)	DC Corr (dB)	Corrected Reading (dBuV/m)	Avg Limit (dBuV/m)	Margin (dB)	Peak Limit (dBuV/m)	PK Margin (dB)	UNII Non-Restricted (dBuV/m)	PK Margin (dB)	Azimuth (Degs)	Height (cm)	Polarity
1	* 3.71	39.4	PK-U	33.4	-29	0	43.8	-	-	74	-30.2	-	-	0	101	H
	* 3.71	27.61	ADR	33.3	-29	.16	31.91	54	-22.09	-	-	-	-	0	101	H
2	* 3.861	39.48	PK-U	33.4	-28.4	0	44.48	-	-	74	-29.52	-	-	0	101	H
	* 3.861	27.73	ADR	33.4	-28.4	.16	32.73	54	-21.27	-	-	-	-	0	101	H
3	* 4.282	38.22	PK-U	33.7	-26.9	0	45.02	-	-	74	-28.98	-	-	0	101	H
	* 4.281	26.5	ADR	33.7	-26.9	.16	33.3	54	-20.7	-	-	-	-	0	101	H
4	* 3.576	40	PK-U	33	-29.3	0	43.7	-	-	74	-30.3	-	-	0	101	V
	* 3.577	28.2	ADR	33	-29.3	.16	31.9	54	-22.1	-	-	-	-	0	101	V
5	* 4.248	38.11	PK-U	33.7	-26.6	0	45.21	-	-	74	-28.79	-	-	0	101	V
	* 4.248	26.33	ADR	33.7	-26.6	.16	33.43	54	-20.57	-	-	-	-	0	101	V
6	* 4.703	39.04	PK-U	34.2	-27.2	0	46.04	-	-	74	-27.96	-	-	0	101	V
	* 4.703	27.19	ADR	34.2	-27.2	.16	34.19	54	-19.81	-	-	-	-	0	101	V

* - indicates frequency in CFR15.205/IC7.2.2 Restricted Band

PK-U - U-NII: Maximum Peak

ADR - U-NII AD primary method, RMS average

This report shall not be reproduced except in full, without the written approval of UL Verification Services Inc.

9.30. WORST-CASE BELOW 1 GHz

SPURIOUS EMISSIONS 30 TO 1000 MHz (WORST-CASE CONFIGURATION, HORIZONTAL & VERTICAL)

HORIZONTAL PLOT

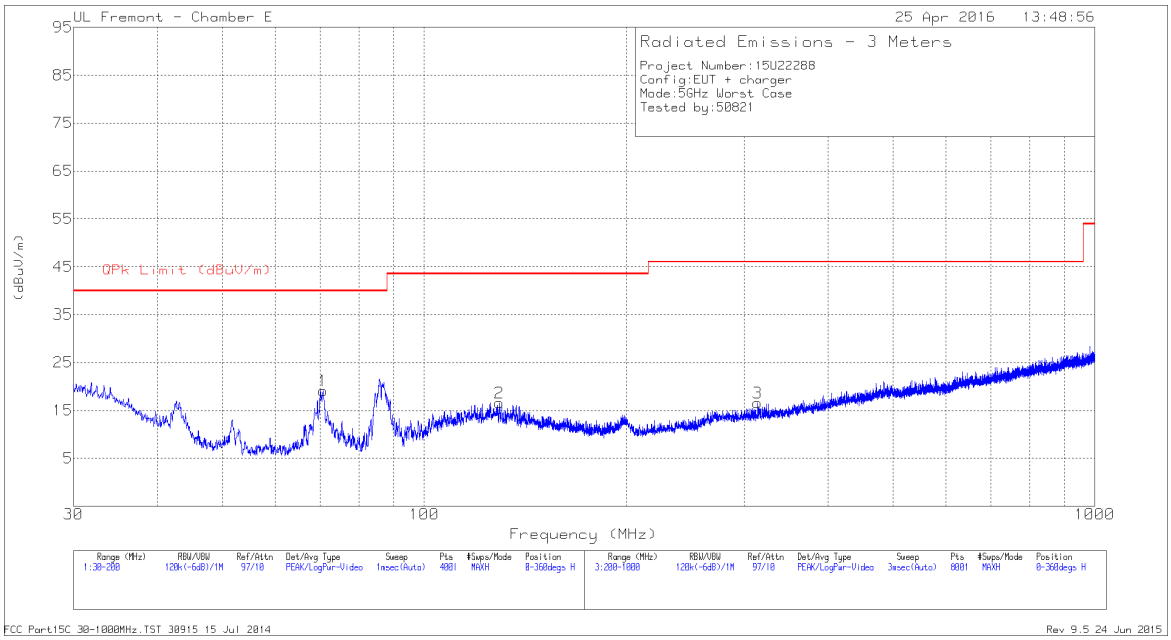

VERTICAL PLOT

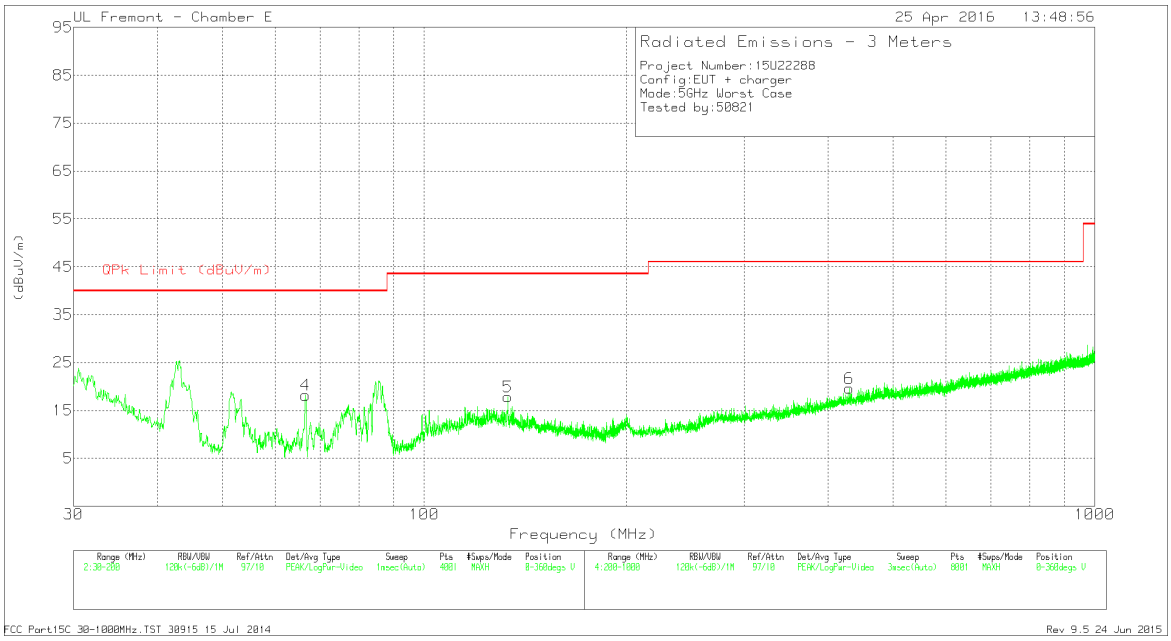

This report shall not be reproduced except in full, without the written approval of UL Verification Services Inc.

HORIZONTAL AND VERTICAL DATA

Trace Markers

Marker	Frequency (MHz)	Meter Reading (dBuV)	Det	AF T243 (dB/m)	Amp/Cbl (dB)	Corrected Reading (dBuV/m)	QPk Limit (dBuV/m)	Margin (dB)	Azimuth (Degs)	Height (cm)	Polarity
2	* 129.45	29.92	Pk	17.9	-31.2	16.62	43.52	-26.9	0-360	201	H
5	* 133.275	31.21	Pk	17.7	-31.1	17.81	43.52	-25.71	0-360	100	V
4	66.55	37.78	Pk	11.9	-31.5	18.18	40	-21.82	0-360	100	V
1	70.6725	38.64	Pk	12	-31.5	19.14	40	-20.86	0-360	301	H
3	314.4	28.99	Pk	17.8	-30.2	16.59	46.02	-29.43	0-360	301	H
6	430.2	29.02	Pk	20.5	-29.9	19.62	46.02	-26.4	0-360	201	V

* - indicates frequency in CFR15.205/IC7.2.2 Restricted Band

Pk - Peak detector

UL VERIFICATION SERVICES INC. FORM NO: CCSUP4701J
47173 BENICIA STREET, FREMONT, CA 94538, USA TEL: (510) 771-1000 FAX: (510) 661-0888
This report shall not be reproduced except in full, without the written approval of UL Verification Services Inc.

9.31. WORST-CASE ABOVE 18 GHz

SPURIOUS EMISSIONS 18000 TO 26000 MHz (WORST-CASE CONFIGURATION)

HORIZONTAL PLOT

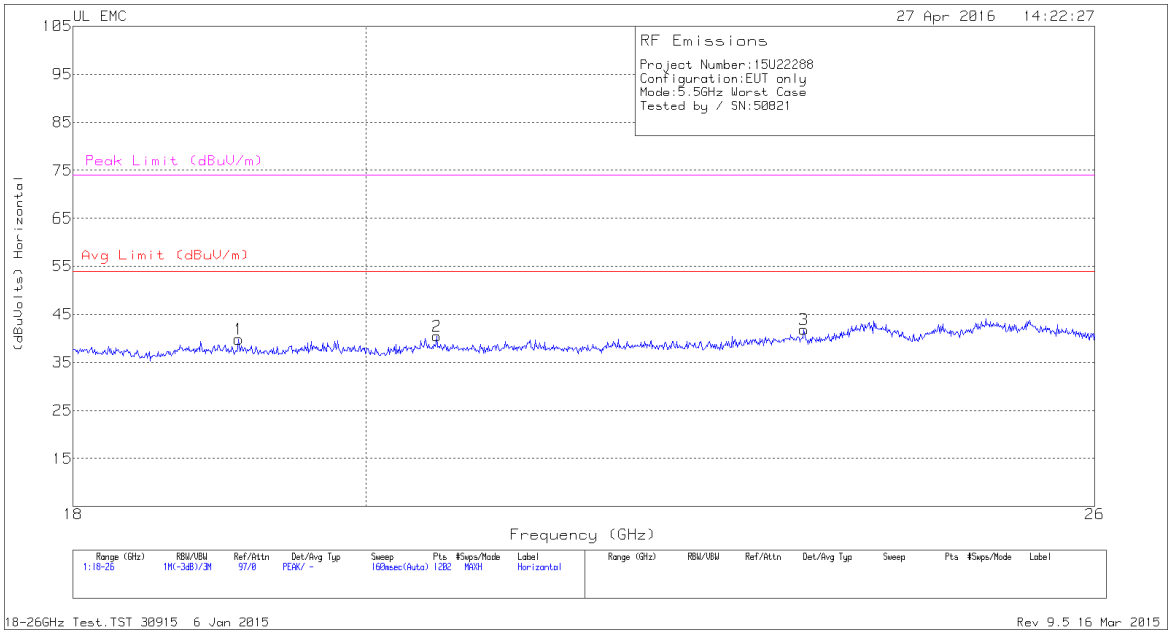

VERTICAL PLOT

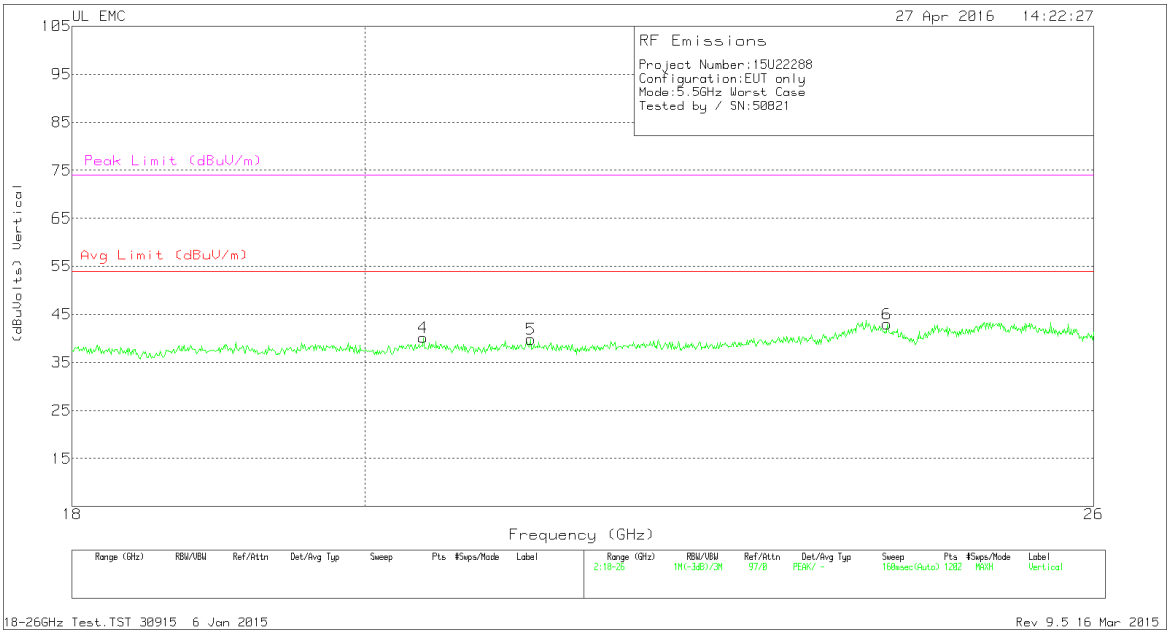

This report shall not be reproduced except in full, without the written approval of UL Verification Services Inc.

HORIZONTAL AND VERTICAL DATA

Trace Markers

Marker	Frequency (GHz)	Meter Reading (dBuV)	Det	T477 AF (dB/m)	Amp/Cbl (dB)	Dist Corr (dB)	Corrected Reading (dBuVolts)	Avg Limit (dBuV/m)	Margin (dB)	Peak Limit (dBuV/m)	PK Margin (dB)
1	19.106	41.63	Pk	32.6	-24.9	-9.5	39.833	54	-14.167	74	-34.1677
2	20.518	42.2	Pk	33.1	-25.3	-9.5	40.5	54	-13.5	74	-33.5
3	23.415	41.93	Pk	33.8	-24.4	-9.5	41.833	54	-12.167	74	-32.167
4	20.425	41.87	Pk	33	-25.2	-9.5	40.167	54	-13.833	74	-33.833
5	21.231	41.43	Pk	33	-25.1	-9.5	39.833	54	-14.167	74	-34.167
6	24.135	43.1	Pk	33.7	-24.3	-9.5	43	54	-11	74	-31

Pk - Peak detector

UL VERIFICATION SERVICES INC. FORM NO: CCSUP4701J
47173 BENICIA STREET, FREMONT, CA 94538, USA TEL: (510) 771-1000 FAX: (510) 661-0888
This report shall not be reproduced except in full, without the written approval of UL Verification Services Inc.

SPURIOUS EMISSIONS 26000 TO 40000 MHz (WORST-CASE CONFIGURATION)

HORIZONTAL PLOT

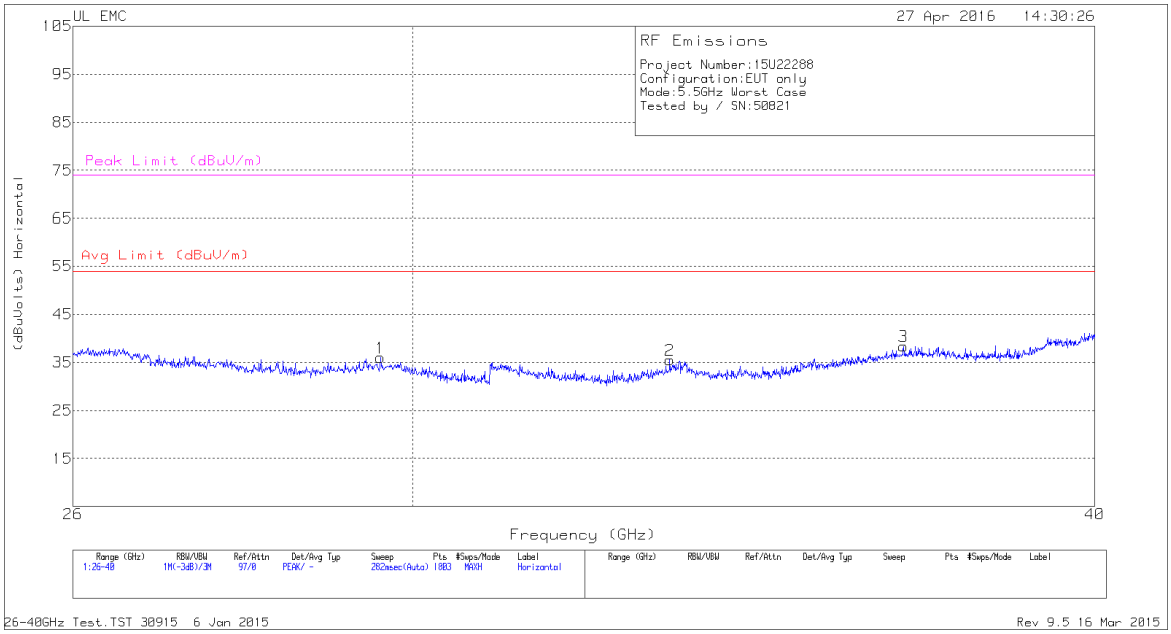

VERTICAL PLOT

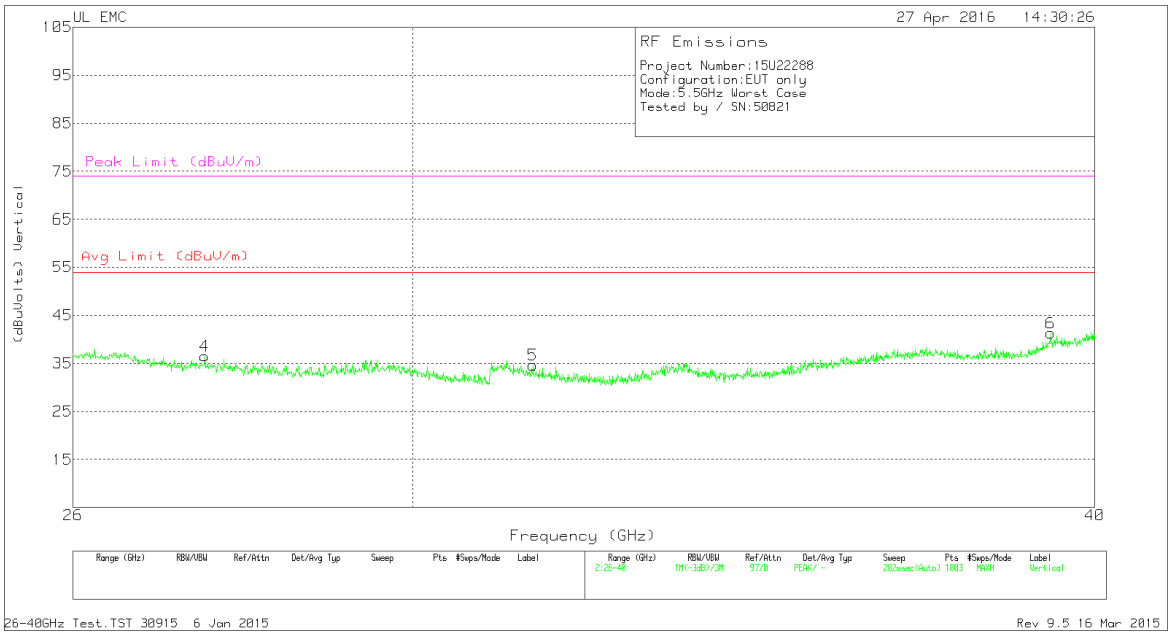

This report shall not be reproduced except in full, without the written approval of UL Verification Services Inc.

HORIZONTAL AND VERTICAL DATA

Trace Markers

Marker	Frequency (GHz)	Meter Reading (dBuV)	Det	T90 AF (dB/m)	Amp/Cbl (dB)	Dist Corr (dB)	Corrected Reading (dBuVolts)	Avg Limit (dBuV/m)	Margin (dB)	Peak Limit (dBuV/m)	PK Margin (dB)
1	29.597	42.2	Pk	36	-32.7	-9.5	36	54	-18	74	-38
2	33.435	41.5	Pk	37.1	-33.6	-9.5	35.5	54	-18.5	74	-38.5
3	36.9	45.23	Pk	37.2	-34.6	-9.5	38.333	54	-15.667	74	-35.667
4	27.484	42.1	Pk	35.7	-31.8	-9.5	36.5	54	-17.5	74	-37.5
5	31.563	41.37	Pk	36.3	-33.5	-9.5	34.667	54	-19.333	74	-39.333
6	39.262	44.63	Pk	38.6	-32.4	-9.5	41.333	54	-12.667	74	-32.667

Pk - Peak detector

UL VERIFICATION SERVICES INC. FORM NO: CCSUP4701J
47173 BENICIA STREET, FREMONT, CA 94538, USA TEL: (510) 771-1000 FAX: (510) 661-0888
This report shall not be reproduced except in full, without the written approval of UL Verification Services Inc.

10. AC POWER LINE CONDUCTED EMISSIONS

LIMITS

FCC §15.207 (a)

RSS-Gen 8.8

Frequency of Emission (MHz)	Conducted Limit (dBµV)	
	Quasi-peak	Average
0.15-0.5	66 to 56 *	56 to 46 *
0.5-5	56	46
5-30	60	50

*Decreases with the logarithm of the frequency.

TEST PROCEDURE

The EUT is placed on a non-conducting table 40 cm from the vertical ground plane and 80 cm above the horizontal ground plane. The EUT is configured in accordance with ANSI C63.10.

The receiver is set to a resolution bandwidth of 9 kHz. Peak detection is used unless otherwise noted as quasi-peak or average.

Line conducted data is recorded for both NEUTRAL and HOT lines.

RESULTS

UL VERIFICATION SERVICES INC. FORM NO: CCSUP4701J
47173 BENICIA STREET, FREMONT, CA 94538, USA TEL: (510) 771-1000 FAX: (510) 661-0888
This report shall not be reproduced except in full, without the written approval of UL Verification Services Inc.

10.1. EUT POWERED BY AC/DC ADAPTER VIA USB CABLE

LINE 1 RESULTS

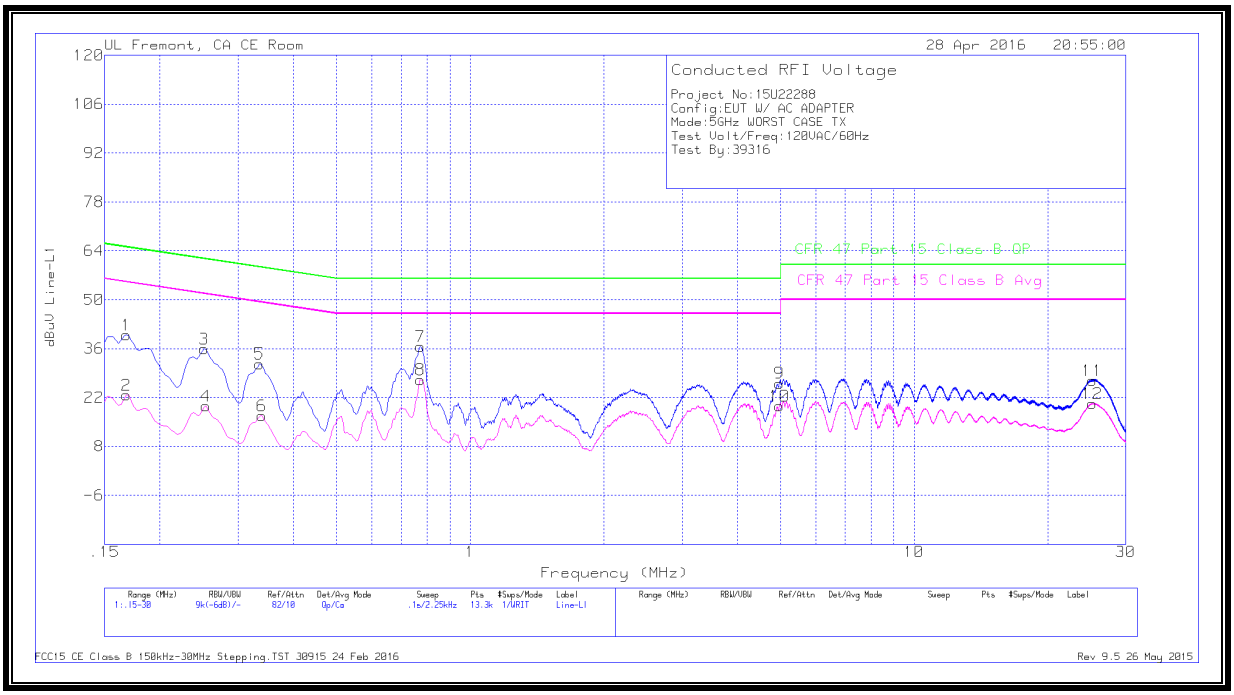

WORST EMISSIONS

Range 1: Line-L1 .15 - 30MHz

Marker	Frequency (MHz)	Meter Reading (dBuV)	Det	T24 IL L1	LC Cables 1&3	Limiter (dB)	Corrected Reading dBuV	CFR 47 Part 15 Class B QP	QP Margin (dB)	CFR 47 Part 15 Class B Avg	Av(CISPR) Margin (dB)
1	.168	28.61	Qp	1.2	0	10.1	39.91	65.06	-25.15	-	-
2	.168	11.4	Ca	1.2	0	10.1	22.7	-	-	55.06	-32.36
3	.25125	25.13	Qp	.7	0	10.1	35.93	61.72	-25.79	-	-
4	.2535	8.78	Ca	.7	0	10.1	19.58	-	-	51.64	-32.06
5	.3345	21.06	Qp	.5	0	10.1	31.66	59.34	-27.68	-	-
6	.339	6.27	Ca	.5	0	10.1	16.87	-	-	49.23	-32.36
7	.771	26.22	Qp	.3	0	10.1	36.62	56	-19.38	-	-
8	.771	16.74	Ca	.3	0	10.1	27.14	-	-	46	-18.86
9	4.9695	15.7	Qp	.2	.1	10.1	26.1	56	-29.9	-	-
10	4.9695	9.12	Ca	.2	.1	10.1	19.52	-	-	46	-26.48
11	25.22175	15.84	Qp	.3	.3	10.5	26.94	60	-33.06	-	-
12	25.215	9.14	Ca	.3	.3	10.5	20.24	-	-	50	-29.76

Qp - Quasi-Peak detector

Ca - CISPR average detection

UL VERIFICATION SERVICES INC. FORM NO: CCSUP4701J
47173 BENICIA STREET, FREMONT, CA 94538, USA TEL: (510) 771-1000 FAX: (510) 661-0888
This report shall not be reproduced except in full, without the written approval of UL Verification Services Inc.

LINE 2 RESULTS

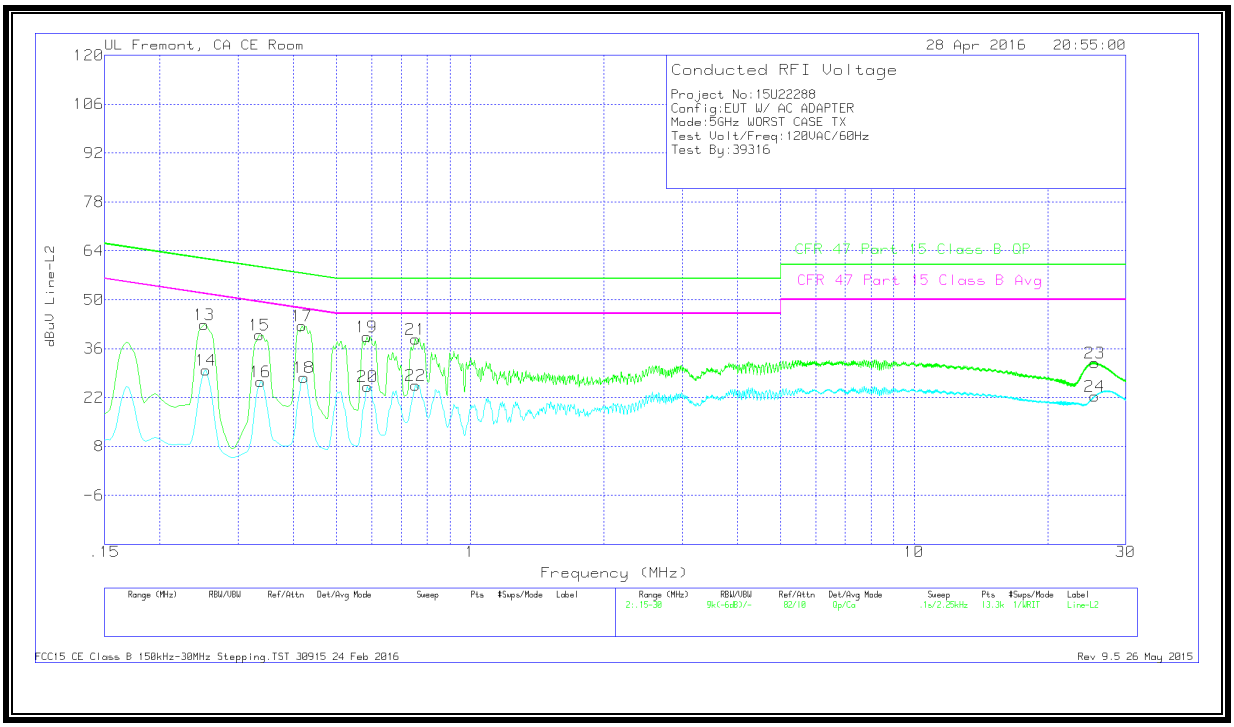

WORST EMISSIONS

Range 2: Line-L2 .15 - 30MHz

Marker	Frequency (MHz)	Meter Reading (dBuV)	Det	T24 IL L2	LC Cables 2&3	Limiter (dB)	Corrected Reading dBuV	CFR 47 Part 15 Class B QP	QP Margin (dB)	CFR 47 Part 15 Class B Avg	Av(CISPR) Margin (dB)
13	.25125	32.02	Qp	.7	0	10.1	42.82	61.72	-18.9	-	-
14	.2535	19.07	Ca	.7	0	10.1	29.87	-	-	51.64	-21.77
15	.3345	29.27	Qp	.5	0	10.1	39.87	59.34	-19.47	-	-
16	.33675	15.94	Ca	.5	0	10.1	26.54	-	-	49.28	-22.74
17	.41775	32.04	Qp	.4	0	10.1	42.54	57.49	-14.95	-	-
18	.42225	17.27	Ca	.4	0	10.1	27.77	-	-	47.4	-19.63
19	.58425	28.96	Qp	.3	0	10.1	39.36	56	-16.64	-	-
20	.5865	14.8	Ca	.3	0	10.1	25.2	-	-	46	-20.8
21	.753	28.36	Qp	.3	0	10.1	38.76	56	-17.24	-	-
22	.753	15.16	Ca	.3	0	10.1	25.56	-	-	46	-20.44
23	25.53	20.78	Qp	.3	.3	10.5	31.88	60	-28.12	-	-
24	25.53225	11.27	Ca	.3	.3	10.5	22.37	-	-	50	-27.63

Qp - Quasi-Peak detector

Ca - CISPR average detection

UL VERIFICATION SERVICES INC. FORM NO: CCSUP4701J
47173 BENICIA STREET, FREMONT, CA 94538, USA TEL: (510) 771-1000 FAX: (510) 661-0888
This report shall not be reproduced except in full, without the written approval of UL Verification Services Inc.

10.2. EUT POWERED BY HOST PC VIA USB CABLE

LINE 1 RESULTS

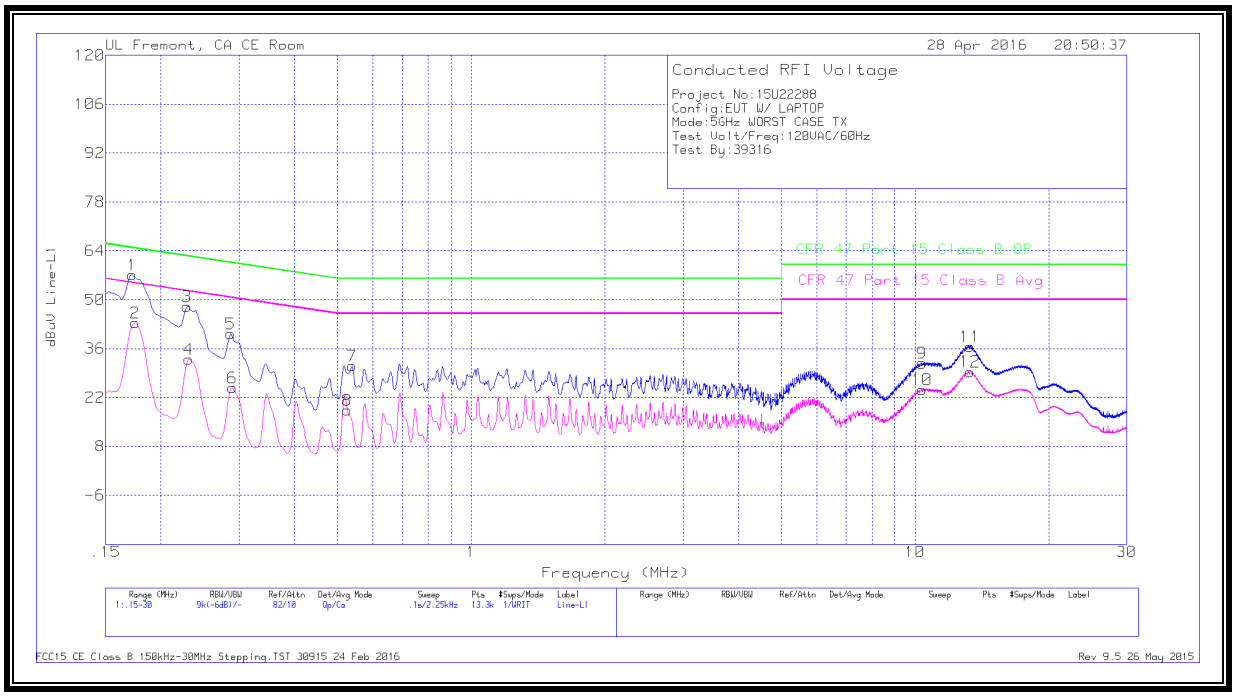

WORST EMISSIONS

Range 1: Line-L1 .15 - 30MHz

Marker	Frequency (MHz)	Meter Reading (dBuV)	Det	T24 IL L1	LC Cables 1&3	Limiter (dB)	Corrected Reading dBuV	CFR 47 Part 15 Class B QP	QP Margin (dB)	CFR 47 Part 15 Class B Avg	Av(CISPR) Margin (dB)
1	.1725	45.81	Qp	1.2	0	10.1	57.11	64.84	-7.73	-	-
2	.17475	32.12	Ca	1.1	0	10.1	43.32	-	-	54.73	-11.41
3	.22875	37.16	Qp	.8	0	10.1	48.06	62.49	-14.43	-	-
4	.231	22.12	Ca	.8	0	10.1	33.02	-	-	52.41	-19.39
5	.28725	29.51	Qp	.6	0	10.1	40.21	60.6	-20.39	-	-
6	.2895	14.07	Ca	.6	0	10.1	24.77	-	-	50.54	-25.77
7	.53925	20.63	Qp	.3	0	10.1	31.03	56	-24.97	-	-
8	.52575	7.98	Ca	.3	0	10.1	18.38	-	-	46	-27.62
9	10.3605	21.24	Qp	.2	.2	10.2	31.84	60	-28.16	-	-
10	10.3605	13.73	Ca	.2	.2	10.2	24.33	-	-	50	-25.67
11	13.2945	25.97	Qp	.2	.2	10.2	36.57	60	-23.43	-	-
12	13.29675	18.8	Ca	.2	.2	10.2	29.4	-	-	50	-20.6

Qp - Quasi-Peak detector

Ca - CISPR average detection

This report shall not be reproduced except in full, without the written approval of UL Verification Services Inc.

LINE 2 RESULTS

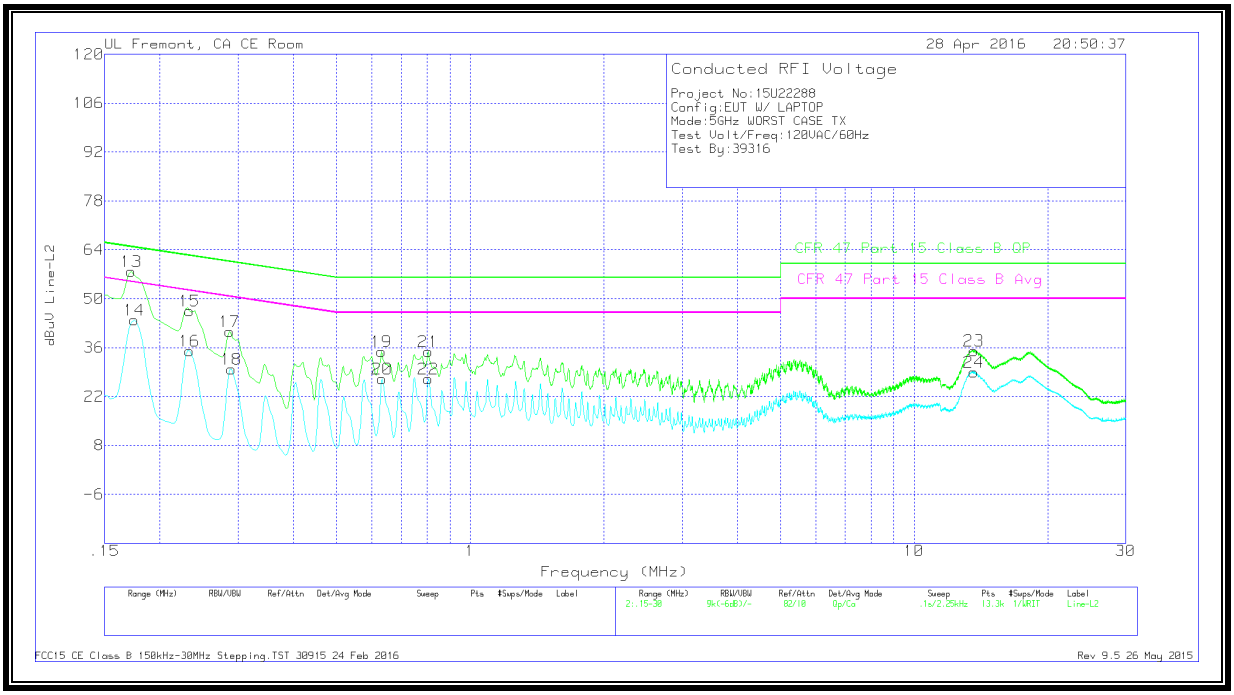

WORST EMISSIONS

Range 2: Line-L2 .15 - 30MHz

Marker	Frequency (MHz)	Meter Reading (dBuV)	Det	T24 IL L2	LC Cables 2&3	Limiter (dB)	Corrected Reading dBuV	CFR 47 Part 15 Class B QP	QP Margin (dB)	CFR 47 Part 15 Class B Avg	Av(CISPR) Margin (dB)
13	.1725	46.47	Qp	1.2	0	10.1	57.77	64.84	-7.07	-	-
14	.17475	32.61	Ca	1.2	0	10.1	43.91	-	-	54.73	-10.82
15	.23325	35.6	Qp	.8	0	10.1	46.5	62.33	-15.83	-	-
16	.23325	24.19	Ca	.8	0	10.1	35.09	-	-	52.33	-17.24
17	.28725	29.85	Qp	.6	0	10.1	40.55	60.6	-20.05	-	-
18	.2895	19.16	Ca	.6	0	10.1	29.86	-	-	50.54	-20.68
19	.6315	24.4	Qp	.3	0	10.1	34.8	56	-21.2	-	-
20	.63375	16.71	Ca	.3	0	10.1	27.11	-	-	46	-18.89
21	.80475	24.4	Qp	.3	0	10.1	34.8	56	-21.2	-	-
22	.80475	16.59	Ca	.3	0	10.1	26.99	-	-	46	-19.01
23	13.62525	24.53	Qp	.2	.2	10.2	35.13	60	-24.87	-	-
24	13.6365	18.31	Ca	.2	.2	10.2	28.91	-	-	50	-21.09

Qp - Quasi-Peak detector

Ca - CISPR average detection

UL VERIFICATION SERVICES INC. FORM NO: CCSUP4701J
47173 BENICIA STREET, FREMONT, CA 94538, USA TEL: (510) 771-1000 FAX: (510) 661-0888
This report shall not be reproduced except in full, without the written approval of UL Verification Services Inc.

11. DYNAMIC FREQUENCY SELECTION

11.1. OVERVIEW

11.1.1. LIMITS

INDUSTRY CANADA

IC RSS-247 is closely harmonized with FCC Part 15 DFS rules. The deviations are as follows:

RSS-247 Issue 1

Note: For the band 5600–5650 MHz, no operation is permitted.

Until further notice, devices subject to this annex shall not be capable of transmitting in the band 5600–5650 MHz. This restriction is for the protection of Environment Canada weather radars operating in this band.

FCC

§15.407 (h), FCC KDB 905462 D02 “COMPLIANCE MEASUREMENT PROCEDURES FOR UNLICENSED-NATIONAL INFORMATION INFRASTRUCTURE DEVICES OPERATING IN THE 5250-5350 MHz AND 5470-5725 MHz BANDS INCORPORATING DYNAMIC FREQUENCY SELECTION” and KDB 905462 D03 “U-NII CLIENT DEVICES WITHOUT RADAR DETECTION CAPABILITY”.

This report shall not be reproduced except in full, without the written approval of UL Verification Services Inc.

Table 1: Applicability of DFS requirements prior to use of a channel

Requirement	Operational Mode		
	Master	Client (without radar detection)	Client (with radar detection)
Non-Occupancy Period	Yes	Not required	Yes
DFS Detection Threshold	Yes	Not required	Yes
Channel Availability Check Time	Yes	Not required	Not required
U-NII Detection Bandwidth	Yes	Not required	Yes

Table 2: Applicability of DFS requirements during normal operation

Requirement	Operational Mode		
	Master	Client **(without DFS)**	Client **(with DFS)**
DFS Detection Threshold	Yes	Not required	Yes
Channel Closing Transmission Time	Yes	Yes	Yes
Channel Move Time	Yes	Yes	Yes
U-NII Detection Bandwidth	Yes	Not required	Yes

Additional requirements for devices with multiple bandwidth modes	Master Device or Client with Radar DFS	Client (without DFS)
U-NII Detection Bandwidth and Statistical Performance Check	All BW modes must be tested	Not required
Channel Move Time and Channel Closing Transmission Time	Test using widest BW mode available	Test using the widest BW mode available for the link
All other tests	Any single BW mode	Not required
Note: Frequencies selected for statistical performance check (Section 7.8.4) should include several frequencies within the radar detection bandwidth and frequencies near the edge of the radar detection bandwidth. For 802.11 devices it is suggested to select frequencies in all 20 MHz channel blocks and a null frequency between the bonded 20 MHz channel blocks.		

This report shall not be reproduced except in full, without the written approval of UL Verification Services Inc.

Table 3: Interference Threshold values, Master or Client incorporating In-Service Monitoring

Maximum Transmit Power	Value (see notes)
E.I.R.P. ≥ 200 milliwatt	-64 dBm
E.I.R.P. < 200 milliwatt and power spectral density < 10 dBm/MHz	-62 dBm
E.I.R.P. < 200 milliwatt that do not meet power spectral density requirement	-64 dBm

Note 1: This is the level at the input of the receiver assuming a 0 dBi receive antenna
Note 2: Throughout these test procedures an additional 1 dB has been added to the amplitude of the test transmission waveforms to account for variations in measurement equipment. This will ensure that the test signal is at or above the detection threshold level to trigger a DFS response.
Note 3: E.I.R.P. is based on the highest antenna gain. For MIMO devices refer to KDB publication 662911 D01.

Table 4: DFS Response requirement values

Parameter	Value
Non-occupancy period	30 minutes
Channel Availability Check Time	60 seconds
Channel Move Time	10 seconds (See Note 1)
Channel Closing Transmission Time	200 milliseconds + approx. 60 milliseconds over remaining 10 second period. (See Notes 1 and 2)
U-NII Detection Bandwidth	Minimum 100% of the U-NII 99% transmission power bandwidth. (See Note 3)

Note 1: *Channel Move Time* and the *Channel Closing Transmission Time* should be performed with Radar Type 0. The measurement timing begins at the end of the Radar Type 0 burst.
Note 2: The *Channel Closing Transmission Time* is comprised of 200 milliseconds starting at the beginning of the *Channel Move Time* plus any additional intermittent control signals required to facilitate a *Channel* move (an aggregate of 60 milliseconds) during the remainder of the 10-second period. The aggregate duration of control signals will not count quiet periods in between transmissions.
Note 3: During the *U-NII Detection Bandwidth* detection test, radar type 0 should be used. For each frequency step the minimum percentage of detection is 90 percent. Measurements are performed with no data traffic.

This report shall not be reproduced except in full, without the written approval of UL Verification Services Inc.

Table 5 – Short Pulse Radar Test Waveforms

Radar Type	Pulse Width (usec)	PRI (usec)	Pulses	Minimum Percentage of Successful Detection	Minimum Trials
0	1	1428	18	See Note 1	See Note 1
1	1	Test A: 15 unique PRI values randomly selected from the list of 23 PRI values in table 5a	Roundup: {(1/360) x (19 x 10^6 PRI_{usec})}	60%	30
		Test B: 15 unique PRI values randomly selected within the range of 518-3066 usec. With a minimum increment of 1 usec, excluding PRI values selected in Test A			
2	1-5	150-230	23-29	60%	30
3	6-10	200-500	16-18	60%	30
4	11-20	200-500	12-16	60%	30
Aggregate (Radar Types 1-4)				80%	120

Note 1: Short Pulse Radar Type 0 should be used for the *Detection Bandwidth* test, *Channel Move Time*, and *Channel Closing Time* tests.

Table 6 – Long Pulse Radar Test Signal

Radar Waveform Type	Pulse Width (µsec)	Chirp Width (MHz)	PRI (µsec)	Pulses per Burst	Number of Bursts	Minimum Percentage of Successful Detection	Minimum Trials
5	50-100	5-20	1000-2000	1-3	8-20	80%	30

Table 7 – Frequency Hopping Radar Test Signal

Radar Waveform Type	Pulse Width (µsec)	PRI (µsec)	Pulses per Hop	Hopping Rate (kHz)	Hopping Sequence Length (msec)	Minimum Percentage of Successful Detection	Minimum Trials
6	1	333	9	0.333	300	70%	30

This report shall not be reproduced except in full, without the written approval of UL Verification Services Inc.

11.1.2. TEST AND MEASUREMENT SYSTEM

RADIATED METHOD SYSTEM BLOCK DIAGRAM

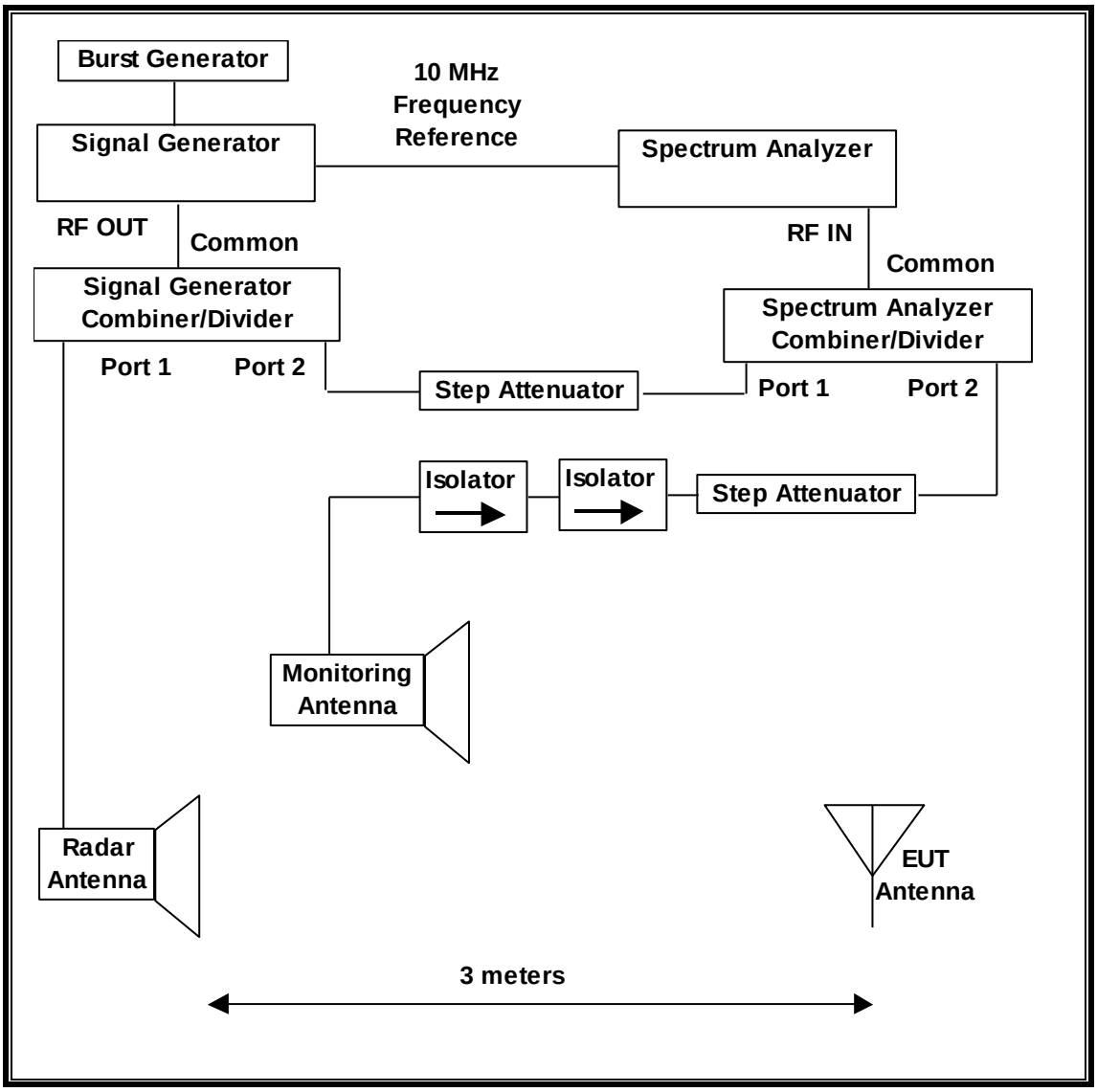

This report shall not be reproduced except in full, without the written approval of UL Verification Services Inc.