8.3.2. AUTHORIZED BANDEDGE (HIGH CHANNEL)

HIGH CHANNEL HORIZONTAL

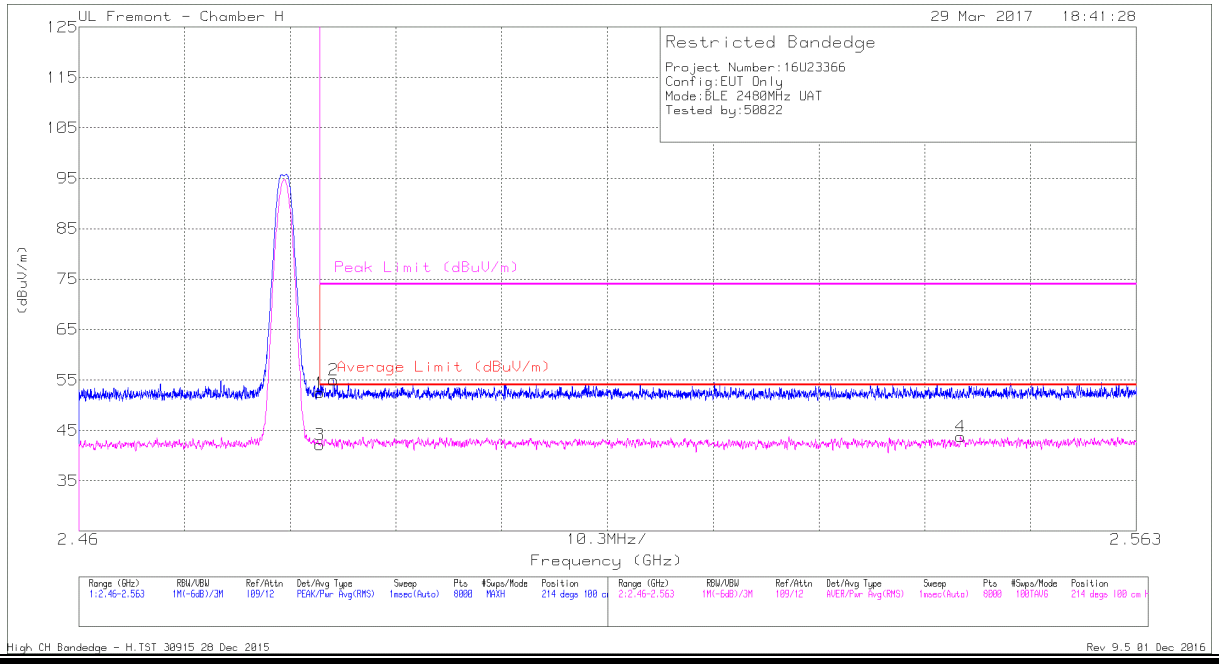

Marker	Frequency (GHz)	Meter Reading (dBuV)	Det	AF T120 (dB/m)	Amp/Cbl/Fltr/Pad (dB)	Corrected Reading (dBuV/m)	Average Limit (dBuV/m)	Margin (dB)	Peak Limit (dBuV/m)	PK Margin (dB)	Azimuth (Degs)	Height (cm)	Polarity
1	* 2.484	36.65	Pk	32.2	-16.4	52.45	-	-	74	-21.55	214	100	H
3	* 2.484	26.39	RMS	32.2	-16.4	42.19	54	-11.81	-	-	214	100	H
2	* 2.485	39.19	Pk	32.2	-16.4	54.99	-	-	74	-19.01	214	100	H
4	2.546	27.86	RMS	32.2	-16.3	43.76	54	-10.24	-	-	214	100	H

* - indicates frequency in CFR47 Pt 15 / IC RSS-Restricted Band
Pk - Peak detector
RMS - RMS detection
High CH Bandedge - H.TST 30915 28 Dec 2015
Rev 9.5 01 Dec 2016

This report shall not be reproduced except in full, without the written approval of UL Verification Services Inc.

HIGH CHANNEL VERTICAL

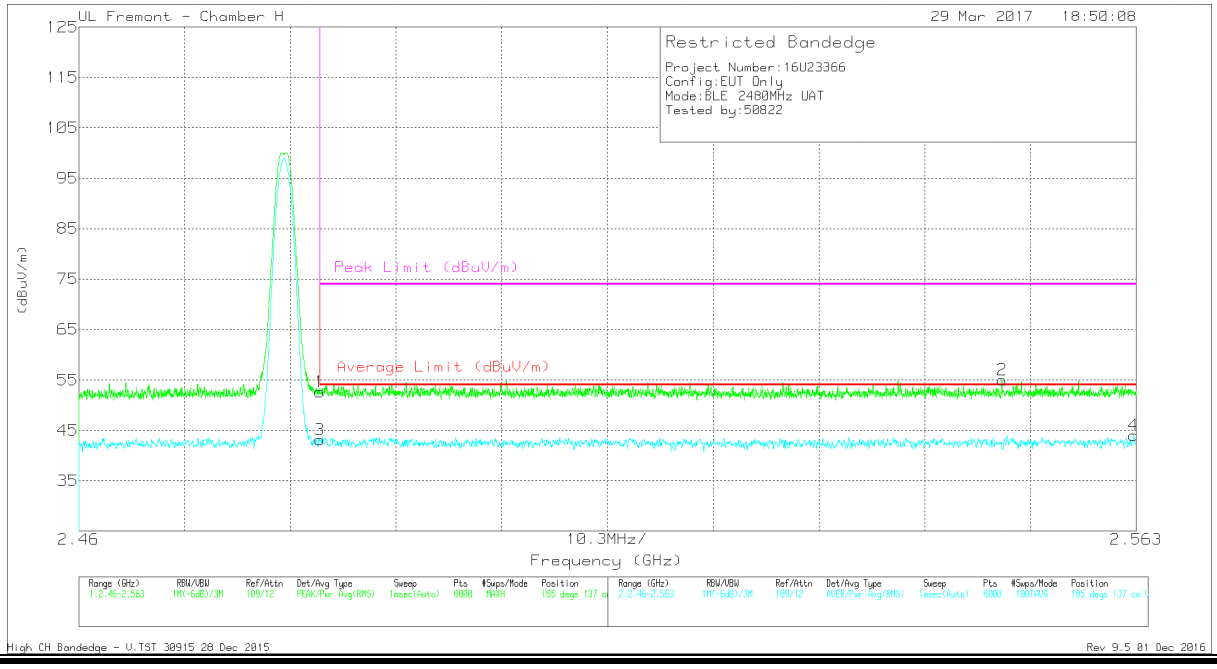

Marker	Frequency (GHz)	Meter Reading (dBuV)	Det	AF T120 (dB/m)	Amp/Cbl/Fltr/Pad (dB)	Corrected Reading (dBuV/m)	Average Limit (dBuV/m)	Margin (dB)	Peak Limit (dBuV/m)	PK Margin (dB)	Azimuth (Degs)	Height (cm)	Polarity
1	* 2.484	36.84	Pk	32.2	-16.4	52.64	-	-	74	-21.36	185	137	V
3	* 2.484	27.35	RMS	32.2	-16.4	43.15	54	-10.85	-	-	185	137	V
2	2.55	39.05	Pk	32.2	-16.2	55.05	-	-	74	-18.95	185	137	V
4	2.563	28.03	RMS	32.2	-16.2	44.03	54	-9.97	-	-	185	137	V

* - indicates frequency in CFR47 Pt 15 / IC RSS-Restricted Band
Pk - Peak detector
RMS - RMS detection
High CH Bandedge - V.TST 30915 28 Dec 2015
Rev 9.5 01 Dec 2016

This report shall not be reproduced except in full, without the written approval of UL Verification Services Inc.

8.3.3. HARMONICS AND SPURIOUS EMISSIONS

LOW CHANNEL HORIZONTAL

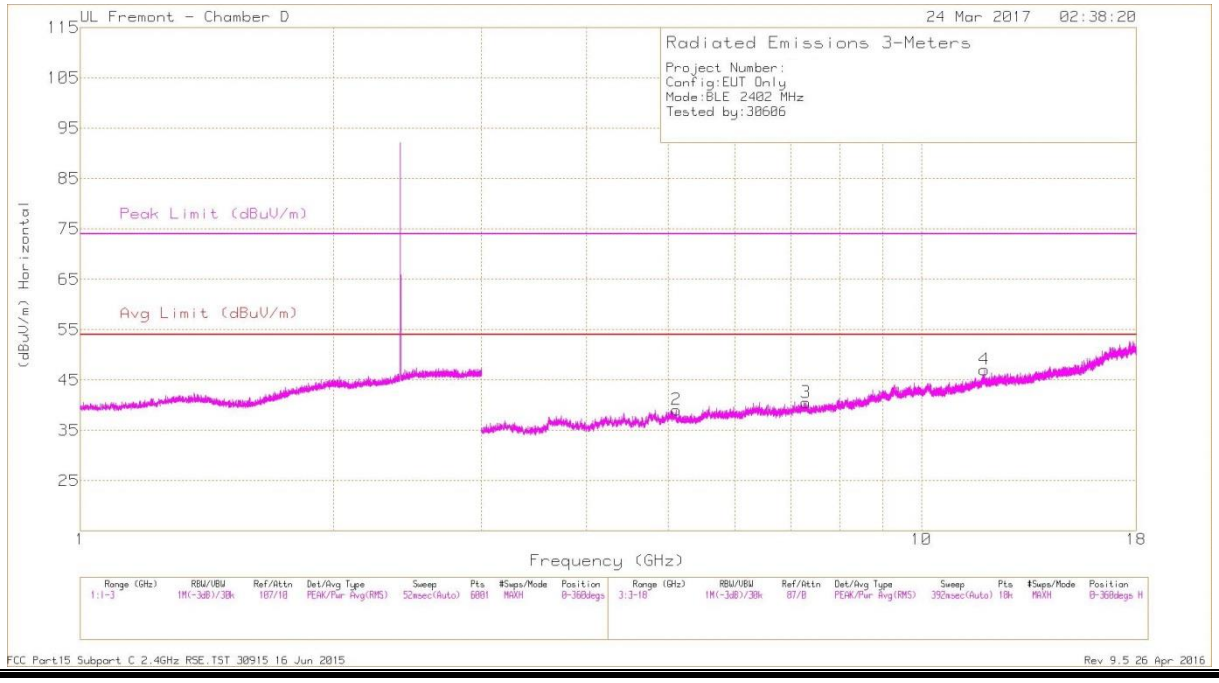

LOW CHANNEL VERTICAL

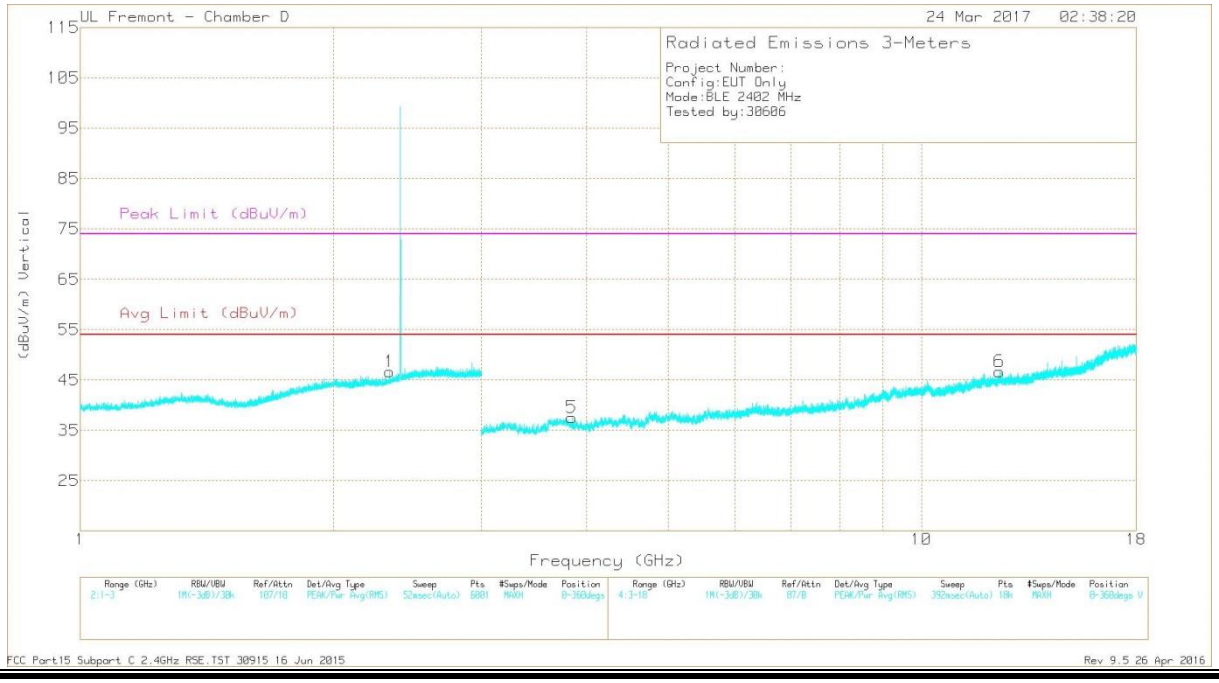

This report shall not be reproduced except in full, without the written approval of UL Verification Services Inc.

DATA

Marker	Frequency (GHz)	Meter Reading (dBuV)	Det	AF T862 (dB/m)	Amp/Cbl/Flt r/Pad (dB)	Corrected Reading (dBuV/m)	Avg Limit (dBuV/m)	Margin (dB)	Peak Limit (dBuV/m)	PK Margin (dB)	Azimuth (Degs)	Height (cm)	Polarity
1	* 2.334	41.62	PK2	31.6	-20.9	52.32	-	-	74	-21.68	354	200	V
	* 2.335	30.6	MAv1	31.6	-20.9	41.3	-	-	-	-	354	200	V
2	* 5.112	38.01	PK2	34.3	-27.2	45.11	-	-	74	-28.89	43	102	H
	* 5.11	26.72	MAv1	34.3	-27.2	33.82	-	-	-	-	43	102	H
3	* 7.293	35.38	PK2	35.7	-24.6	46.48	-	-	74	-27.52	249	102	H
	* 7.295	24.87	MAv1	35.7	-24.6	35.97	-	-	-	-	249	102	H
4	* 11.877	34.72	PK2	38.8	-20.7	52.82	-	-	74	-21.18	123	201	H
	* 11.877	23.47	MAv1	38.8	-20.7	41.57	-	-	-	-	123	201	H
5	* 3.839	38.05	PK2	33.2	-28.6	42.65	-	-	74	-31.35	30	201	V
	* 3.838	27.74	MAv1	33.2	-28.6	32.34	-	-	-	-	30	201	V
6	* 12.377	33.78	PK2	39	-20.5	52.28	-	-	74	-21.72	240	102	V
	* 12.376	23.32	MAv1	39	-20.4	41.92	-	-	-	-	240	102	V

* - indicates frequency in CFR47 Pt 15 / IC RSS-Restricted Band

PK2 - KDB558074 Method: Maximum Peak

MAv1 - KDB558074 Option 1 Maximum RMS Average

FCC Part15 Subpart C 2.4GHz RSE.TST 30915 16 Jun 2015
Rev 9.5 26 Apr 2016

UL VERIFICATION SERVICES INC. FORM NO: CCSUP4701I
47173 BENICIA STREET, FREMONT, CA 94538, USA TEL: (510) 771-1000 FAX: (510) 661-0888

This report shall not be reproduced except in full, without the written approval of UL Verification Services Inc.

MID CHANNEL HORIZONTAL

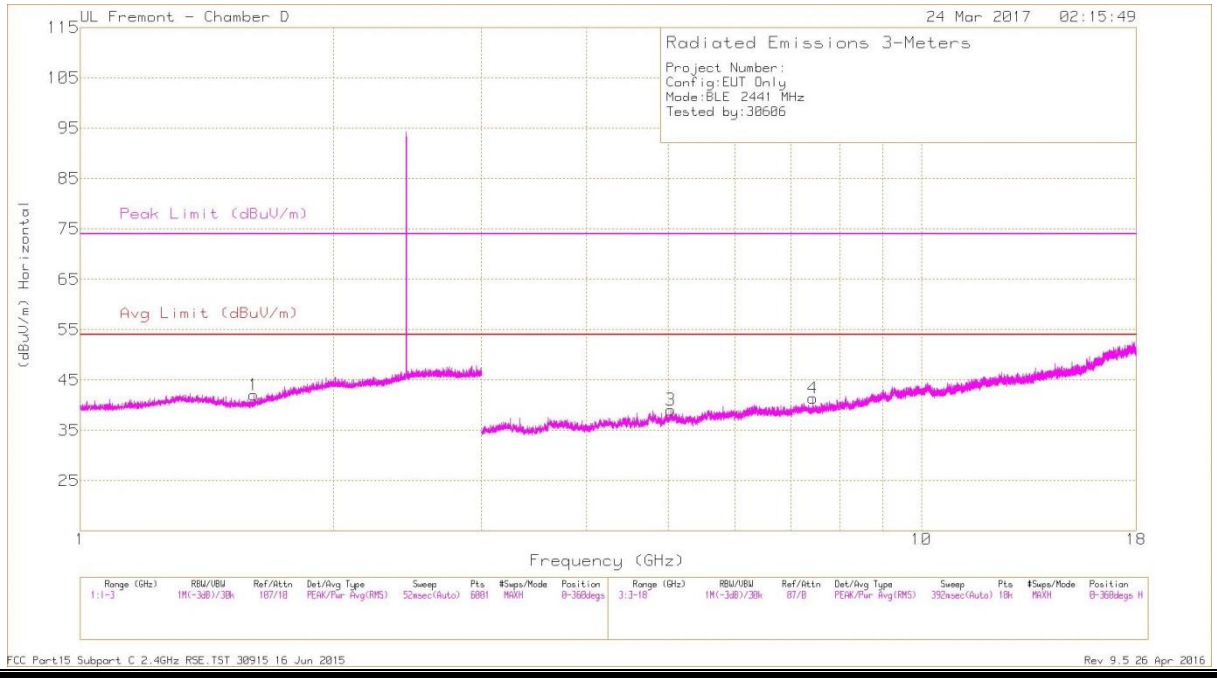

MID CHANNEL VERTICAL

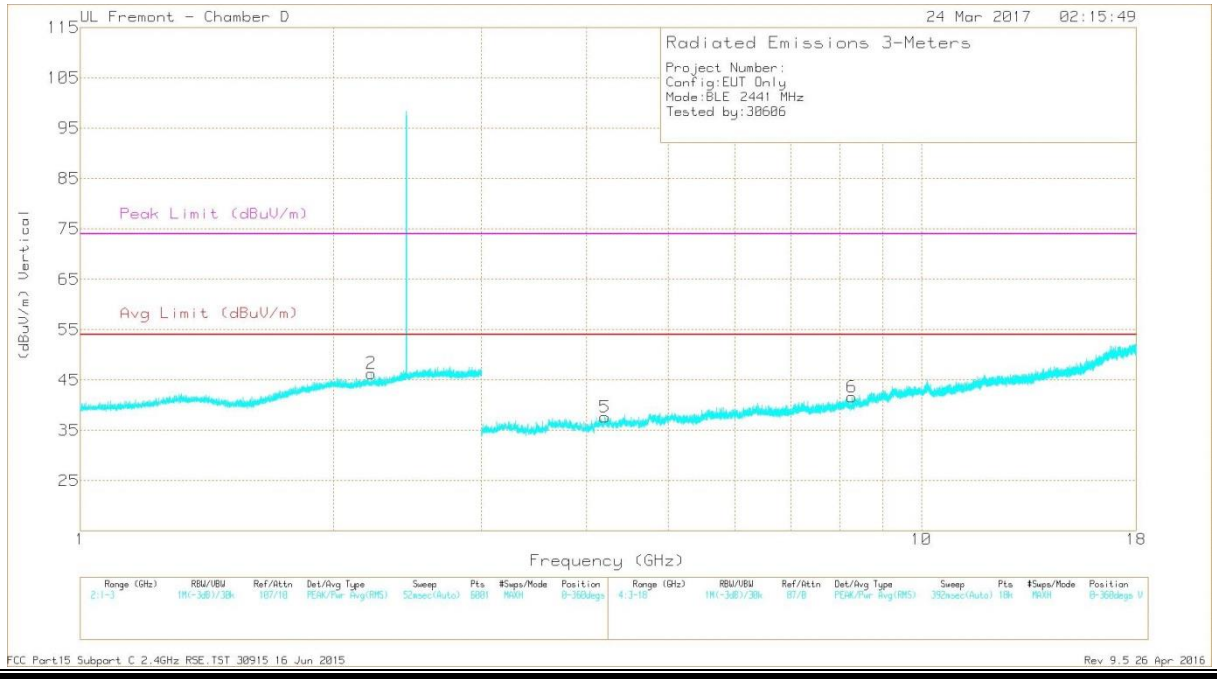

This report shall not be reproduced except in full, without the written approval of UL Verification Services Inc.

DATA

Marker	Frequency (GHz)	Meter Reading (dBuV)	Det	AF T862 (dB/m)	Amp/Cbl/Flt r/Pad (dB)	Corrected Reading (dBuV/m)	Avg Limit (dBuV/m)	Margin (dB)	Peak Limit (dBuV/m)	PK Margin (dB)	Azimuth (Degs)	Height (cm)	Polarity
1	* 1.609	40.96	PK2	28.2	-21.8	47.36	-	-	74	-26.64	80	201	H
	* 1.608	30.48	MAv1	28.2	-21.8	36.88	-	-	-	-	80	201	H
2	* 2.221	41.49	PK2	31.5	-21	51.99	-	-	74	-22.01	256	201	V
	* 2.221	30.28	MAv1	31.5	-21	40.78	-	-	-	-	256	201	V
3	* 5.034	37.33	PK2	34.3	-26.5	45.13	-	-	74	-28.87	286	102	H
	* 5.033	26.53	MAv1	34.3	-26.5	34.33	-	-	-	-	286	102	H
4	* 7.433	35.46	PK2	35.6	-24.6	46.46	-	-	74	-27.54	319	102	H
	* 7.432	24.63	MAv1	35.6	-24.6	35.63	-	-	-	-	319	102	H
5	* 4.204	37.55	PK2	33.5	-27.5	43.55	-	-	74	-30.45	323	200	V
	* 4.206	26.93	MAv1	33.5	-27.5	32.93	-	-	-	-	323	200	V
6	* 8.262	35.23	PK2	35.9	-24.4	46.73	-	-	74	-27.27	135	200	V
	* 8.263	24.82	MAv1	35.9	-24.4	36.32	-	-	-	-	135	200	V

* - indicates frequency in CFR47 Pt 15 / IC RSS-Restricted Band

PK2 - KDB558074 Method: Maximum Peak

MAv1 - KDB558074 Option 1 Maximum RMS Average

FCC Part15 Subpart C 2.4GHz RSE.TST 30915 16 Jun 2015
Rev 9.5 26 Apr 2016

UL VERIFICATION SERVICES INC. FORM NO: CCSUP4701I
47173 BENICIA STREET, FREMONT, CA 94538, USA TEL: (510) 771-1000 FAX: (510) 661-0888

This report shall not be reproduced except in full, without the written approval of UL Verification Services Inc.

HIGH CHANNEL HORIZONTAL

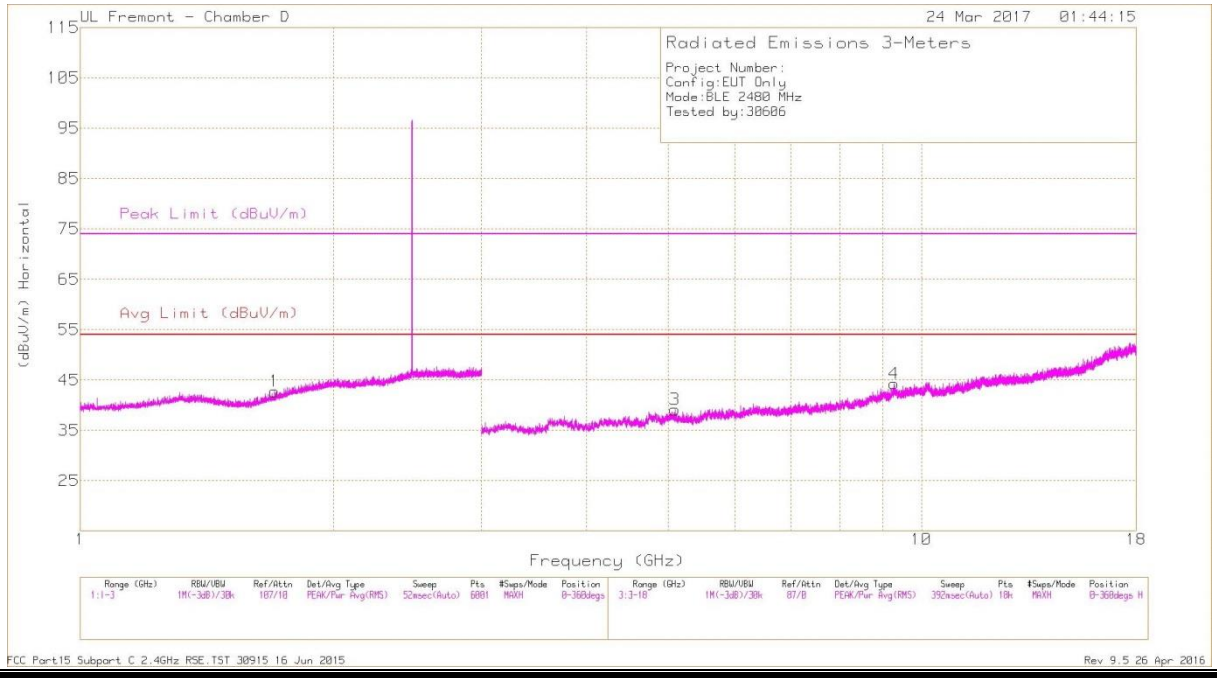

HIGH CHANNEL VERTICAL

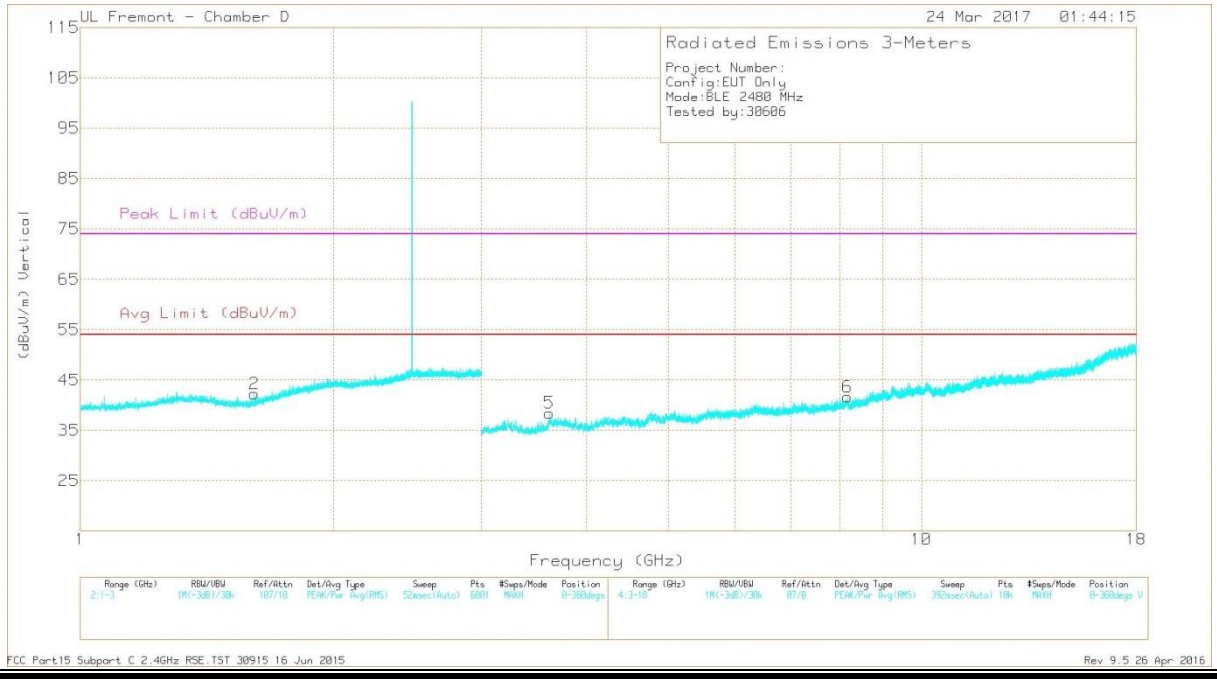

This report shall not be reproduced except in full, without the written approval of UL Verification Services Inc.

DATA

Marker	Frequency (GHz)	Meter Reading (dBuV)	Det	AF T862 (dB/m)	Amp/Cbl/Flt r/Pad (dB)	Corrected Reading (dBuV/m)	Avg Limit (dBuV/m)	Margin (dB)	Peak Limit (dBuV/m)	PK Margin (dB)	Azimuth (Degs)	Height (cm)	Polarity
1	* 1.701	41.86	PK2	29.3	-21.6	49.56	-	-	74	-24.44	267	330	H
	* 1.703	30.26	MAv1	29.3	-21.6	37.96	-	-	-	-	267	330	H
2	* 1.614	41.17	PK2	28.3	-21.8	47.67	-	-	74	-26.33	342	209	V
	* 1.61	30.35	MAv1	28.3	-21.8	36.85	-	-	-	-	342	209	V
3	* 5.093	37.21	PK2	34.3	-26.8	44.71	-	-	74	-29.29	34	383	H
	* 5.092	26.78	MAv1	34.3	-26.7	34.38	-	-	-	-	34	383	H
5	* 3.611	37.68	PK2	33.2	-28.4	42.48	-	-	74	-31.52	303	103	V
	* 3.611	27.32	MAv1	33.2	-28.4	32.12	-	-	-	-	303	103	V
6	* 8.165	34.83	PK2	35.9	-23.2	47.53	-	-	74	-26.47	323	200	V
	* 8.165	24.08	MAv1	35.9	-23.2	36.78	-	-	-	-	323	200	V
4	9.278	33.47	PK2	36.9	-20.5	49.87	-	-	-	-	278	103	H

* - indicates frequency in CFR47 Pt 15 / IC RSS-Restricted Band
PK2 - KDB558074 Method: Maximum Peak
MAv1 - KDB558074 Option 1 Maximum RMS Average
FCC Part15 Subpart C 2.4GHz RSE.TST 30915 16 Jun 2015
Rev 9.5 26 Apr 2016

UL VERIFICATION SERVICES INC. FORM NO: CCSUP4701I
47173 BENICIA STREET, FREMONT, CA 94538, USA TEL: (510) 771-1000 FAX: (510) 661-0888
This report shall not be reproduced except in full, without the written approval of UL Verification Services Inc.

8.4. LAT 3 BLE 1M Pmax

8.4.1. RESTRICTED BANDEDGE (LOW CHANNEL)

LOW CHANNEL HORIZONTAL

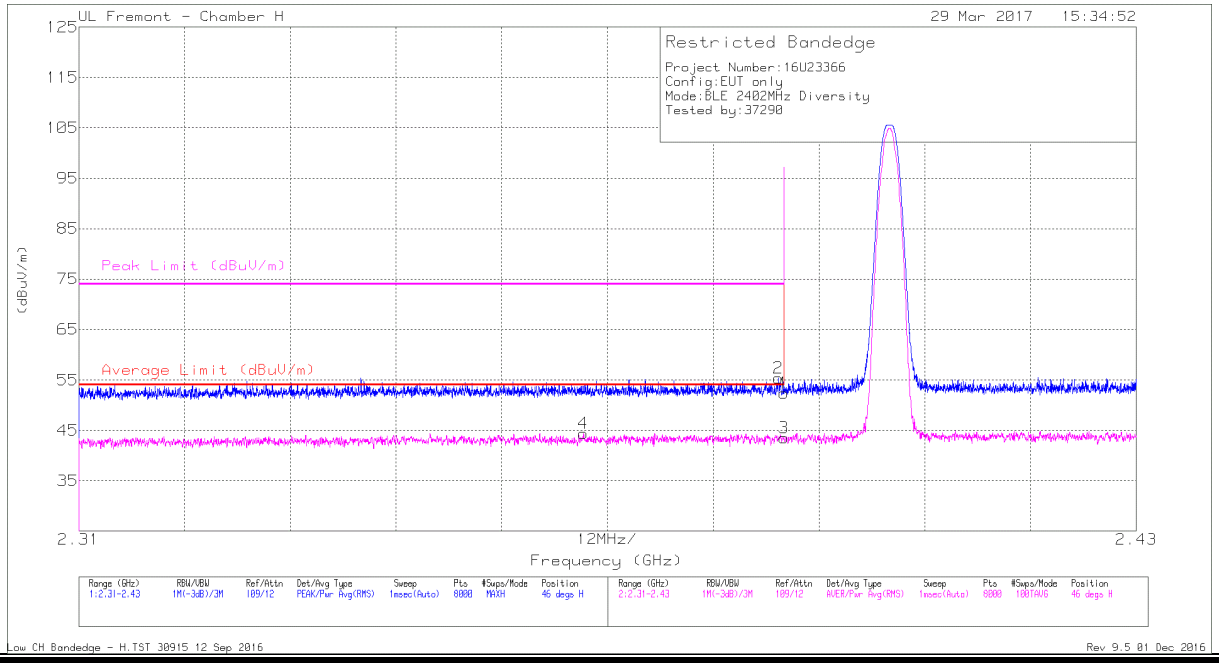

Marker	Frequency (GHz)	Meter Reading (dBuV)	Det	AF T120 (dB/m)	Amp/Cbl/Fltr/Pad (dB)	Corrected Reading (dBuV/m)	Average Limit (dBuV/m)	Margin (dB)	Peak Limit (dBuV/m)	PK Margin (dB)	Azimuth (Degs)	Height (cm)	Polarity
1	* 2.39	37.07	Pk	31.9	-16.6	52.37	-	-	74	-21.63	46	113	H
2	* 2.389	40.07	Pk	31.9	-16.6	55.37	-	-	74	-18.63	46	113	H
3	* 2.39	28.24	RMS	31.9	-16.6	43.54	54	-10.46	-	-	46	113	H
4	* 2.367	29.21	RMS	31.8	-16.6	44.41	54	-9.59	-	-	46	113	H

* - indicates frequency in CFR47 Pt 15 / IC RSS-Restricted Band
Pk - Peak detector
RMS - RMS detection
Low CH Bandedge - H.TST 30915 12 Sep 2016
Rev 9.5 01 Dec 2016

This report shall not be reproduced except in full, without the written approval of UL Verification Services Inc.

LOW CHANNEL VERTICAL

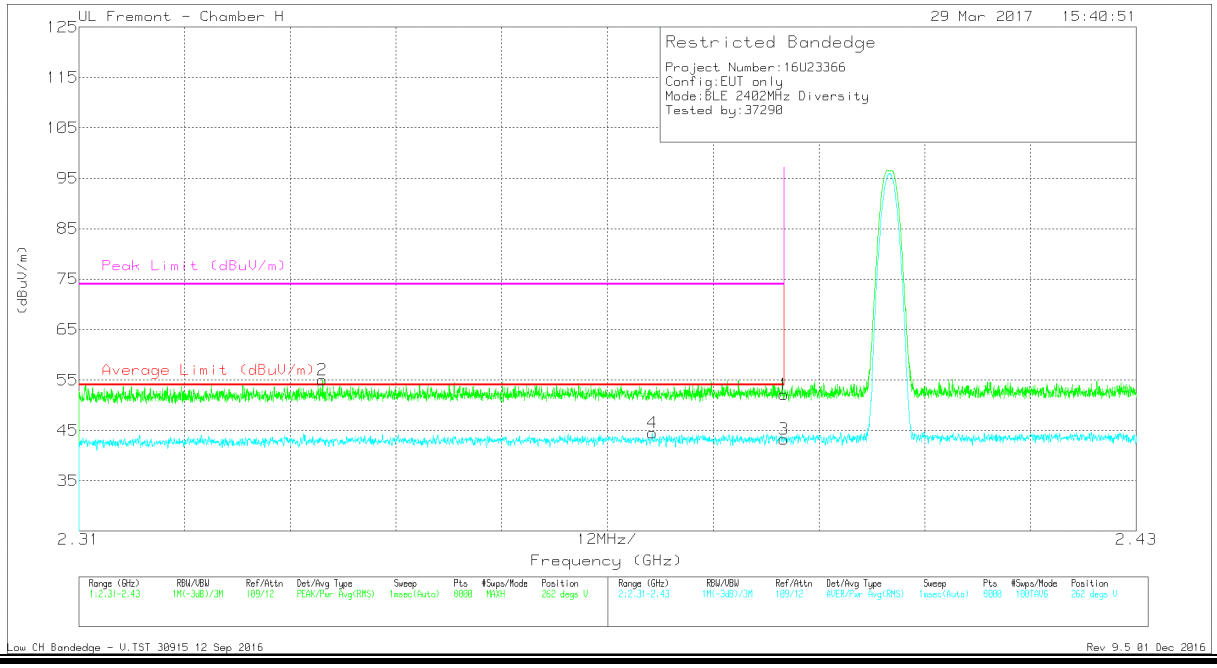

Marker	Frequency (GHz)	Meter Reading (dBuV)	Det	AF T120 (dB/m)	Amp/Cbl/Fltr/Pad (dB)	Corrected Reading (dBuV/m)	Average Limit (dBuV/m)	Margin (dB)	Peak Limit (dBuV/m)	PK Margin (dB)	Azimuth (Degs)	Height (cm)	Polarity
2	* 2.338	39.96	Pk	31.7	-16.7	54.96	-	-	74	-19.04	262	100	V
4	* 2.375	29.23	RMS	31.9	-16.6	44.53	54	-9.47	-	-	262	100	V
1	* 2.39	36.83	Pk	31.9	-16.6	52.13	-	-	74	-21.87	262	100	V
3	* 2.39	28.01	RMS	31.9	-16.6	43.31	54	-10.69	-	-	262	100	V

* - indicates frequency in CFR47 Pt 15 / IC RSS-Restricted Band
Pk - Peak detector
RMS - RMS detection
Low CH Bandedge - V.TST 30915 12 Sep 2016
Rev 9.5 01 Dec 2016

This report shall not be reproduced except in full, without the written approval of UL Verification Services Inc.

8.4.2. AUTHORIZED BANDEDGE (HIGH CHANNEL)

HIGH CHANNEL HORIZONTAL

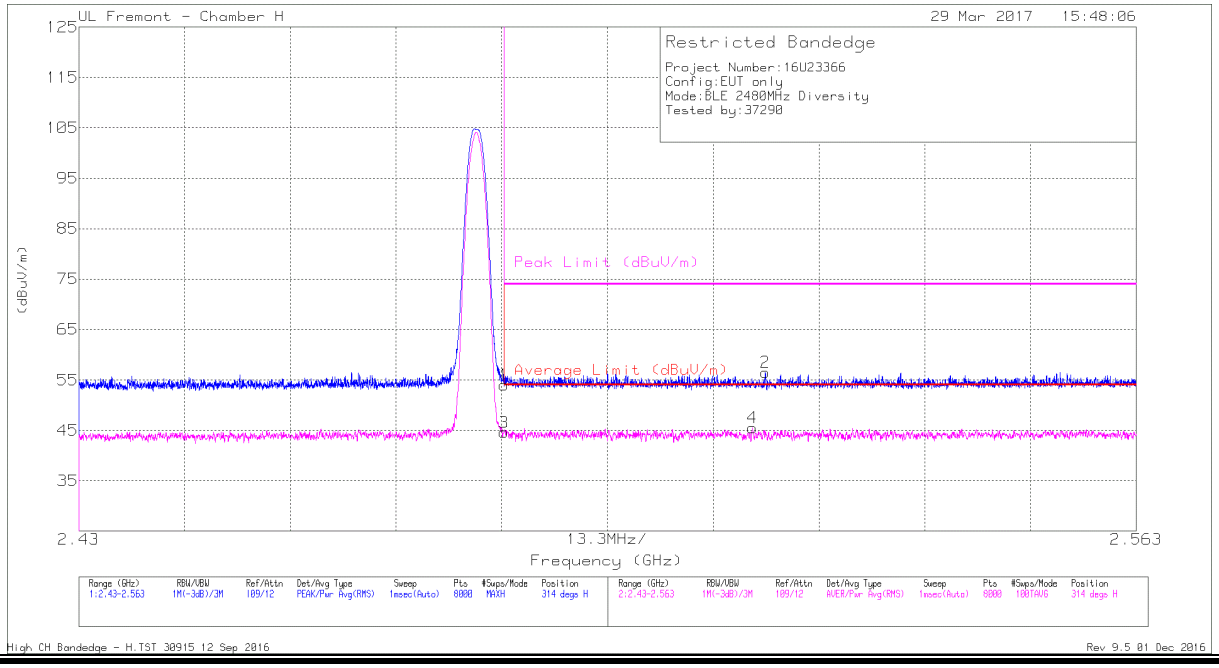

Marker	Frequency (GHz)	Meter Reading (dBuV)	Det	AF T120 (dB/m)	Amp/Cbl/Fltr/Pad (dB)	Corrected Reading (dBuV/m)	Average Limit (dBuV/m)	Margin (dB)	Peak Limit (dBuV/m)	PK Margin (dB)	Azimuth (Degs)	Height (cm)	Polarity
1	* 2.484	38.18	Pk	32.2	-16.4	53.98	-	-	74	-20.02	314	108	H
3	* 2.484	28.79	RMS	32.2	-16.4	44.59	54	-9.41	-	-	314	108	H
4	2.515	29.76	RMS	32.2	-16.4	45.56	54	-8.44	-	-	314	108	H
2	2.516	40.66	Pk	32.2	-16.4	56.46	-	-	74	-17.54	314	108	H

* - indicates frequency in CFR47 Pt 15 / IC RSS-Restricted Band
Pk - Peak detector
RMS - RMS detection
High CH Bandedge - H.TST 30915 12 Sep 2016
Rev 9.5 01 Dec 2016

This report shall not be reproduced except in full, without the written approval of UL Verification Services Inc.

HIGH CHANNEL VERTICAL

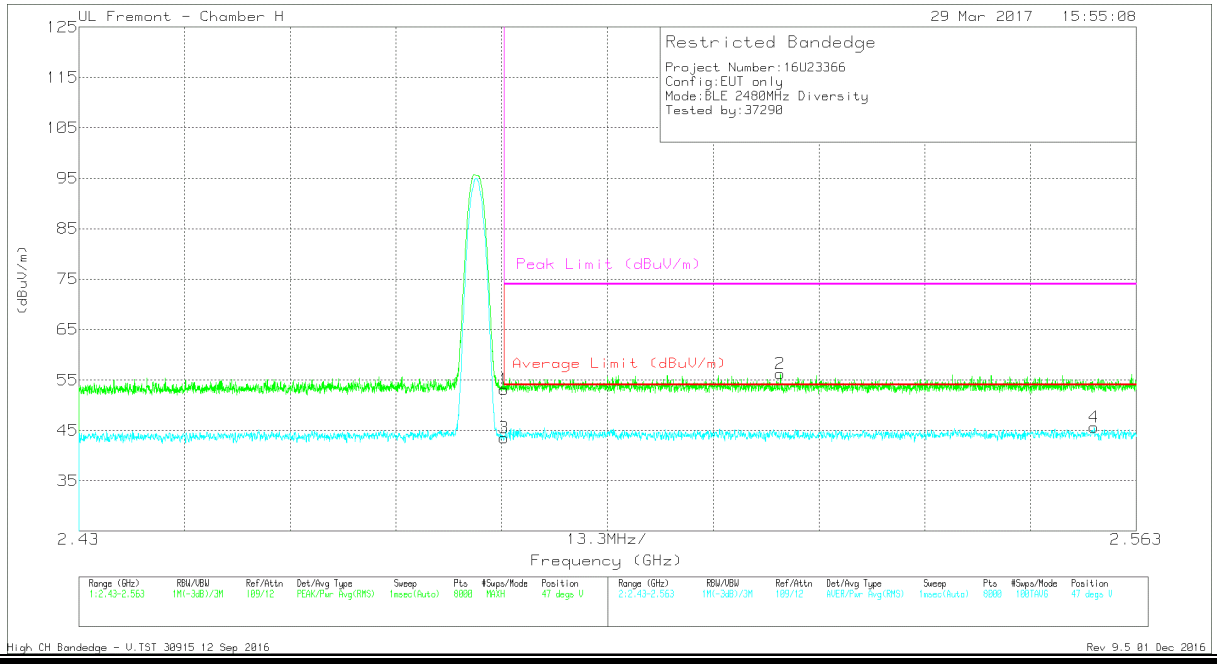

Marker	Frequency (GHz)	Meter Reading (dBuV)	Det	AF T120 (dB/m)	Amp/Cbl/Fltr/Pad (dB)	Corrected Reading (dBuV/m)	Average Limit (dBuV/m)	Margin (dB)	Peak Limit (dBuV/m)	PK Margin (dB)	Azimuth (Degs)	Height (cm)	Polarity
1	* 2.484	37.31	Pk	32.2	-16.4	53.11	-	-	74	-20.89	47	139	V
3	* 2.484	27.69	RMS	32.2	-16.4	43.49	54	-10.51	-	-	47	139	V
2	2.518	40.51	Pk	32.2	-16.4	56.31	-	-	74	-17.69	47	139	V
4	2.558	29.73	RMS	32.2	-16.3	45.63	54	-8.37	-	-	47	139	V

* - indicates frequency in CFR47 Pt 15 / IC RSS-Restricted Band
Pk - Peak detector
RMS - RMS detection
High CH Bandedge - V.TST 30915 12 Sep 2016
Rev 9.5 01 Dec 2016

This report shall not be reproduced except in full, without the written approval of UL Verification Services Inc.

8.4.3. HARMONICS AND SPURIOUS EMISSIONS

LOW CHANNEL HORIZONTAL

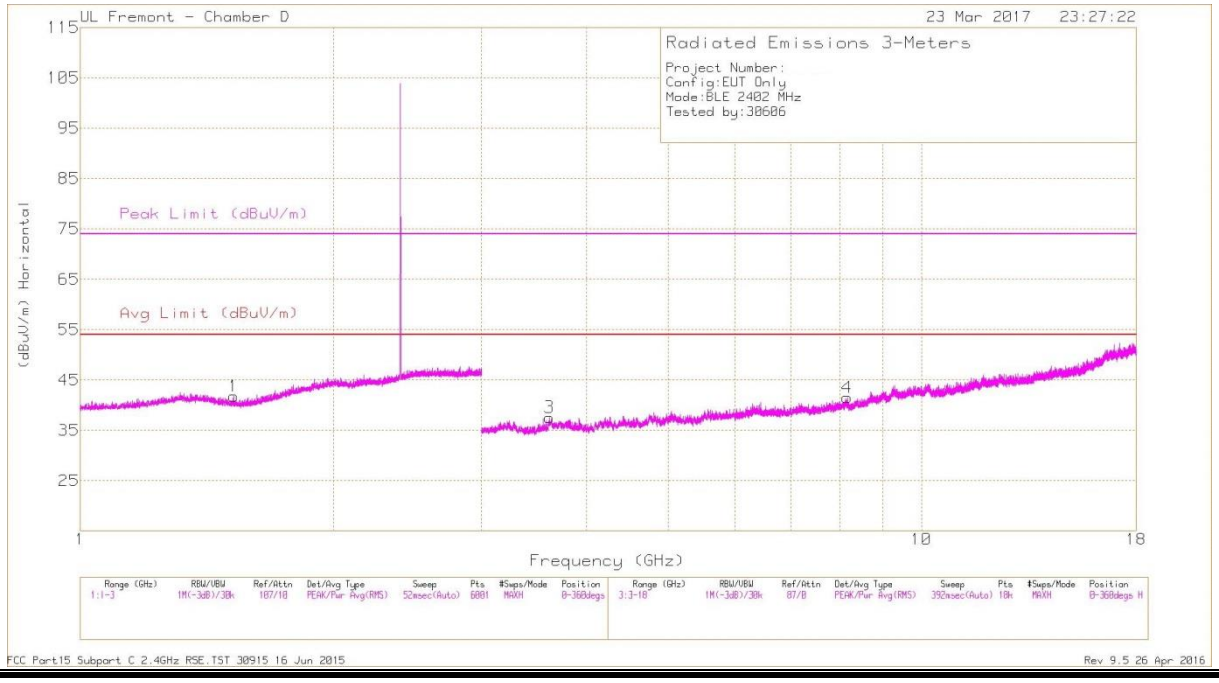

LOW CHANNEL VERTICAL

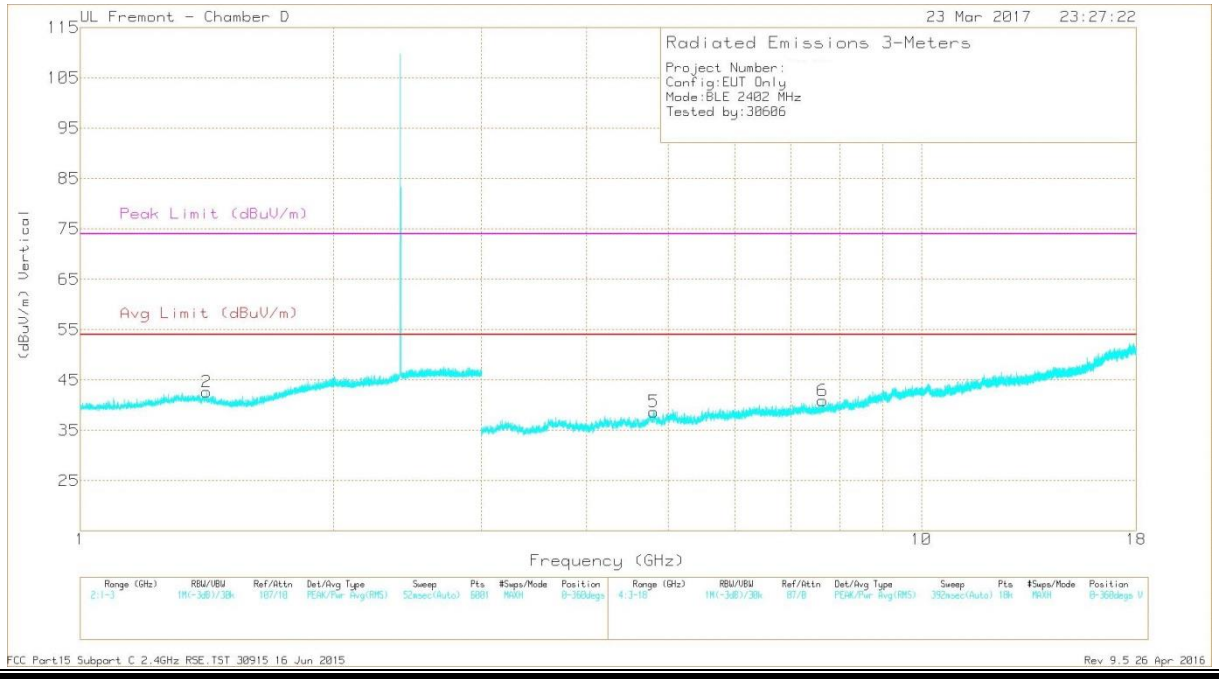

This report shall not be reproduced except in full, without the written approval of UL Verification Services Inc.

DATA

Marker	Frequency (GHz)	Meter Reading (dBuV)	Det	AF T862 (dB/m)	Amp/Cbl/Fltr/Pad (dB)	Corrected Reading (dBuV/m)	Avg Limit (dBuV/m)	Margin (dB)	Peak Limit (dBuV/m)	PK Margin (dB)	Azimuth (Degs)	Height (cm)	Polarity
1	* 1.523	41.86	PK2	28.2	-21.9	48.16	-	-	74	-25.84	273	330	H
	* 1.525	30.38	MAv1	28.2	-21.9	36.68	-	-	-	-	273	330	H
2	* 1.414	42.33	PK2	29.1	-22.1	49.33	-	-	74	-24.67	274	315	V
	* 1.415	30.44	MAv1	29.1	-22.1	37.44	-	-	-	-	274	315	V
3	* 3.613	39.14	PK2	33.2	-28.3	44.04	-	-	74	-29.96	260	277	H
	* 3.615	27.53	MAv1	33.2	-28.4	32.33	-	-	-	-	260	277	H
4	* 8.16	34.63	PK2	35.9	-23.3	47.23	-	-	74	-26.77	234	369	H
	* 8.159	24.36	MAv1	35.9	-23.3	36.96	-	-	-	-	234	369	H
5	* 4.805	37.26	PK2	34.1	-26.8	44.56	-	-	74	-29.44	10	270	V
	* 4.804	27.45	MAv1	34.1	-26.8	34.75	-	-	-	-	10	270	V
6	* 7.631	35.17	PK2	35.7	-24.7	46.17	-	-	74	-27.83	346	187	V
	* 7.63	24.67	MAv1	35.7	-24.7	35.67	-	-	-	-	346	187	V

* - indicates frequency in CFR47 Pt 15 / IC RSS-Restricted Band

PK2 - KDB558074 Method: Maximum Peak

MAv1 - KDB558074 Option 1 Maximum RMS Average

FCC Part15 Subpart C 2.4GHz RSE.TST 30915 16 Jun 2015
Rev 9.5 26 Apr 2016

UL VERIFICATION SERVICES INC. FORM NO: CCSUP4701I
47173 BENICIA STREET, FREMONT, CA 94538, USA TEL: (510) 771-1000 FAX: (510) 661-0888

This report shall not be reproduced except in full, without the written approval of UL Verification Services Inc.

MID CHANNEL HORIZONTAL

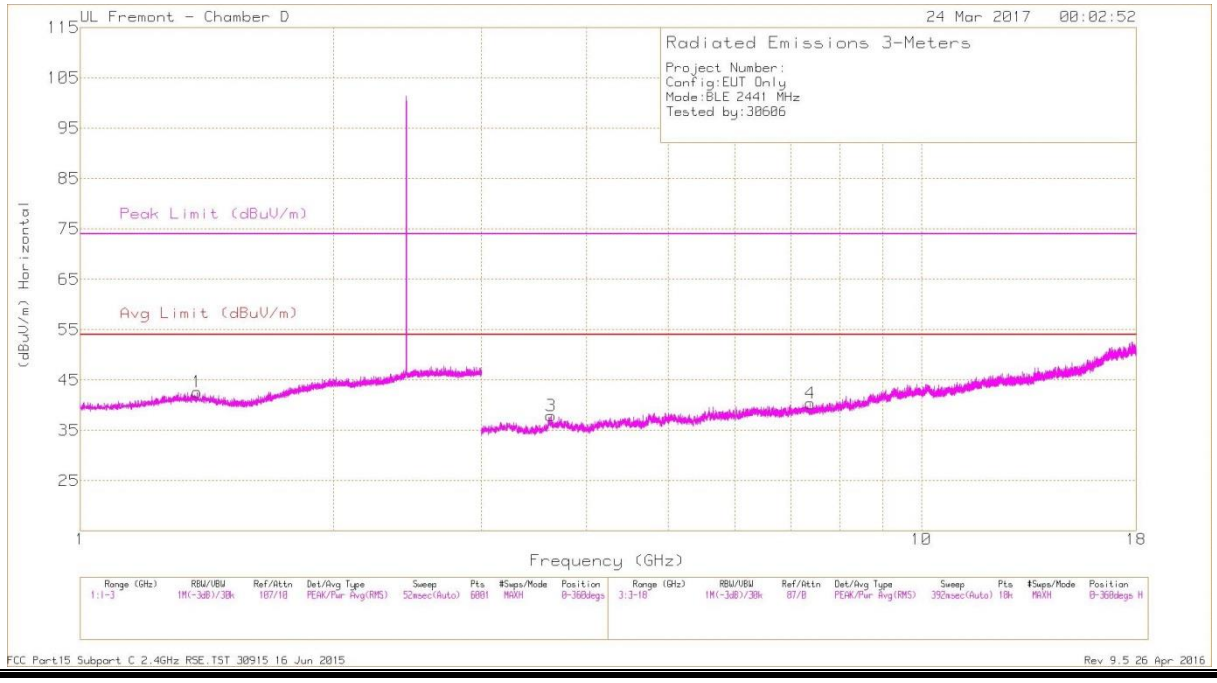

MID CHANNEL VERTICAL

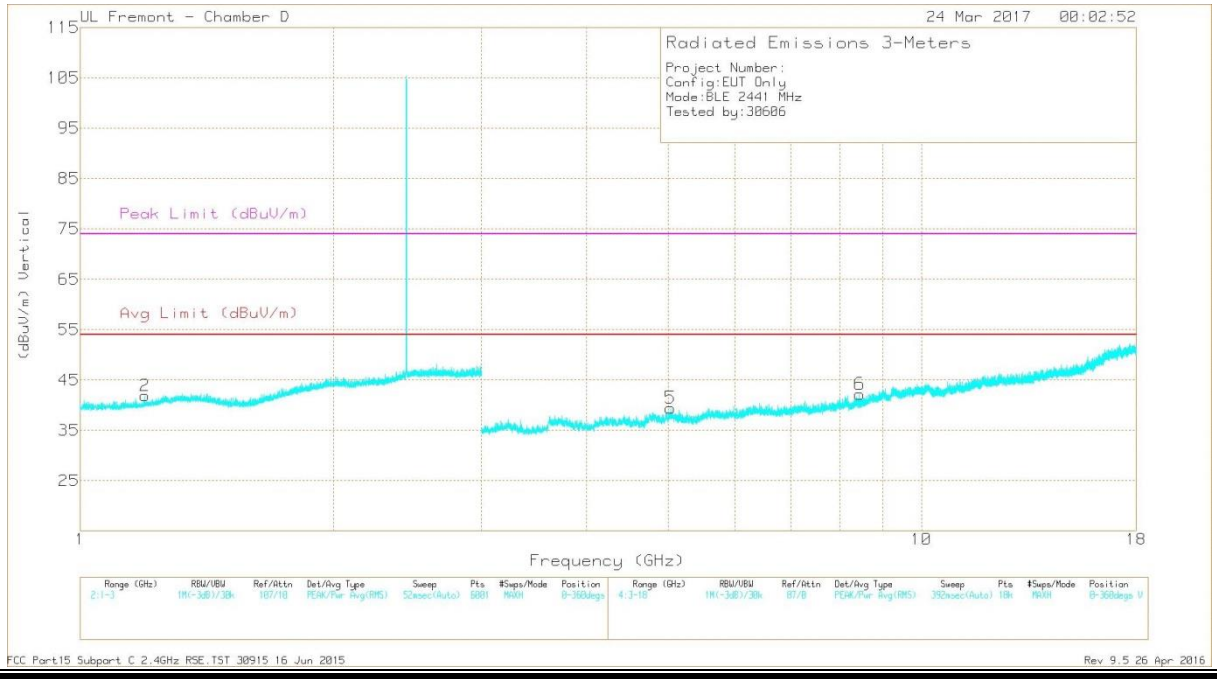

This report shall not be reproduced except in full, without the written approval of UL Verification Services Inc.

DATA

Marker	Frequency (GHz)	Meter Reading (dBuV)	Det	AF T862 (dB/m)	Amp/Cbl/Flt r/Pad (dB)	Corrected Reading (dBuV/m)	Avg Limit (dBuV/m)	Margin (dB)	Peak Limit (dBuV/m)	PK Margin (dB)	Azimuth (Degs)	Height (cm)	Polarity
1	* 1.376	41.67	PK2	29.3	-22.1	48.87	-	-	74	-25.13	310	364	H
	* 1.377	30.42	MAv1	29.3	-22.1	37.62	-	-	-	-	310	364	H
2	* 1.196	41.87	PK2	28.4	-22.4	47.87	-	-	74	-26.13	67	149	V
	* 1.194	30.58	MAv1	28.4	-22.4	36.58	-	-	-	-	67	149	V
3	* 3.629	38.72	PK2	33.2	-28.6	43.32	-	-	74	-30.68	96	256	H
	* 3.627	27.66	MAv1	33.2	-28.6	32.26	-	-	-	-	96	256	H
4	* 7.381	35.77	PK2	35.6	-25.2	46.17	-	-	74	-27.83	356	187	H
	* 7.382	25.07	MAv1	35.6	-25.2	35.47	-	-	-	-	356	187	H
5	* 5.032	37.52	PK2	34.3	-26.5	45.32	-	-	74	-28.68	104	328	V
	* 5.032	26.33	MAv1	34.3	-26.5	34.13	-	-	-	-	104	328	V
6	* 8.446	35.96	PK2	36	-23.7	48.26	-	-	74	-25.74	193	140	V
	* 8.447	24.63	MAv1	36	-23.7	36.93	-	-	-	-	193	140	V

* - indicates frequency in CFR47 Pt 15 / IC RSS-Restricted Band

PK2 - KDB558074 Method: Maximum Peak

MAv1 - KDB558074 Option 1 Maximum RMS Average

FCC Part15 Subpart C 2.4GHz RSE.TST 30915 16 Jun 2015
Rev 9.5 26 Apr 2016

UL VERIFICATION SERVICES INC. FORM NO: CCSUP4701I
47173 BENICIA STREET, FREMONT, CA 94538, USA TEL: (510) 771-1000 FAX: (510) 661-0888

This report shall not be reproduced except in full, without the written approval of UL Verification Services Inc.

HIGH CHANNEL HORIZONTAL

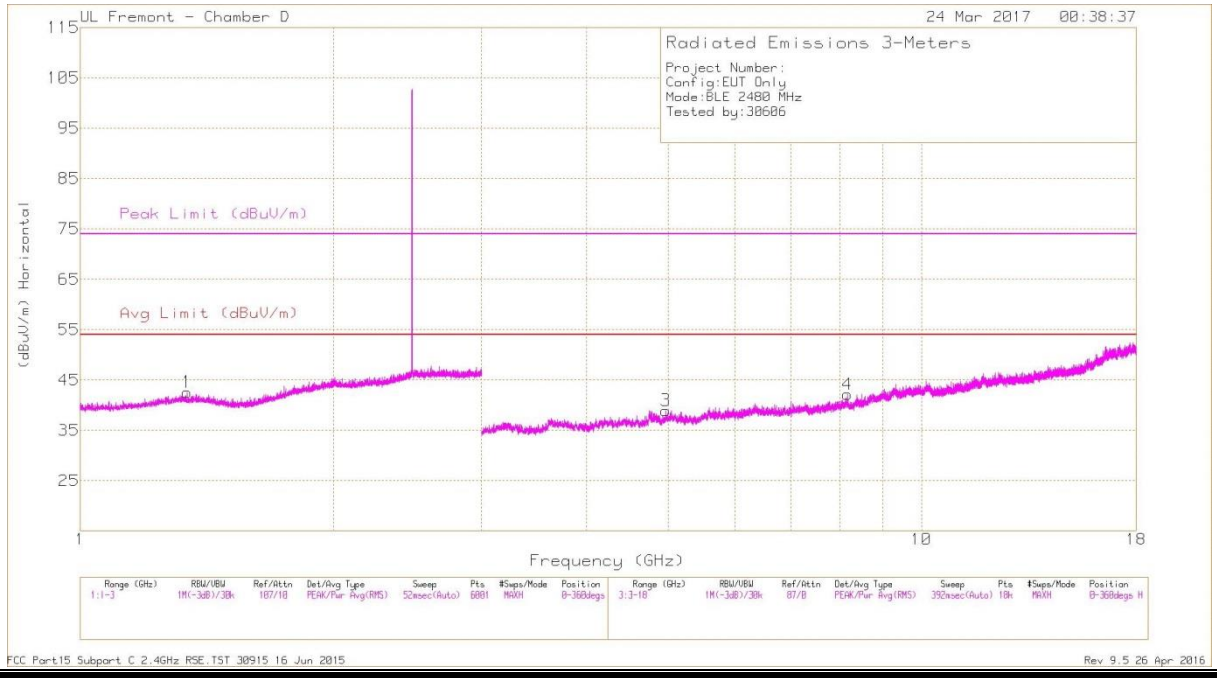

HIGH CHANNEL VERTICAL

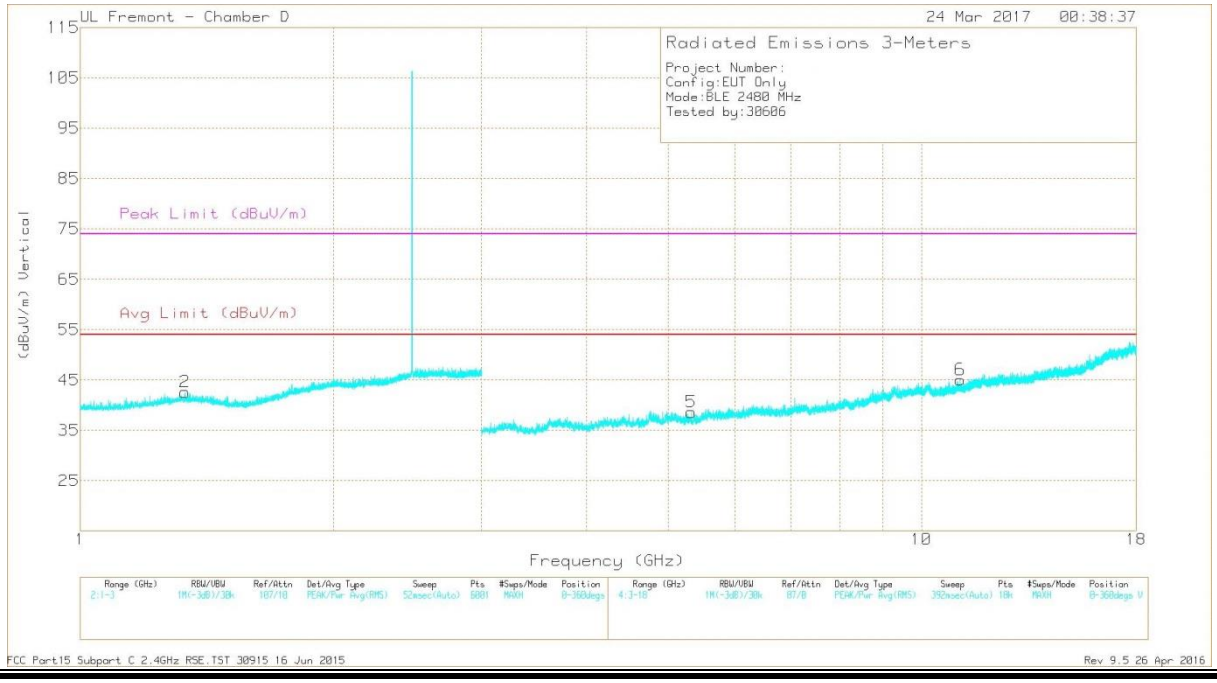

This report shall not be reproduced except in full, without the written approval of UL Verification Services Inc.

DATA

Marker	Frequency (GHz)	Meter Reading (dBuV)	Det	AF T862 (dB/m)	Amp/Cbl/Flt r/Pad (dB)	Corrected Reading (dBuV/m)	Avg Limit (dBuV/m)	Margin (dB)	Peak Limit (dBuV/m)	PK Margin (dB)	Azimuth (Degs)	Height (cm)	Polarity
1	* 1.341	41.88	PK2	29.3	-22.2	48.98	-	-	74	-25.02	172	204	H
	* 1.342	30.47	MAv1	29.3	-22.2	37.57	-	-	-	-	172	204	H
2	* 1.332	41.29	PK2	29.3	-22.2	48.39	-	-	74	-25.61	313	393	V
	* 1.332	30.48	MAv1	29.3	-22.2	37.58	-	-	-	-	313	393	V
3	* 4.969	37.36	PK2	34.3	-27.4	44.26	-	-	74	-29.74	263	116	H
	* 4.971	26.7	MAv1	34.3	-27.3	33.7	-	-	-	-	263	116	H
4	* 8.168	35.35	PK2	35.9	-23.2	48.05	-	-	74	-25.95	134	325	H
	* 8.165	24.19	MAv1	35.9	-23.2	36.89	-	-	-	-	134	325	H
6	* 11.122	34.19	PK2	37.7	-21	50.89	-	-	74	-23.11	218	345	V
	* 11.12	23.26	MAv1	37.7	-21	39.96	-	-	-	-	218	345	V
5	5.326	37.14	PK2	34.6	-27.3	44.44	-	-	-	-	244	148	V

* - indicates frequency in CFR47 Pt 15 / IC RSS-Restricted Band

PK2 - KDB558074 Method: Maximum Peak

MAv1 - KDB558074 Option 1 Maximum RMS Average

FCC Part15 Subpart C 2.4GHz RSE.TST 30915 16 Jun 2015

Rev 9.5 26 Apr 2016

UL VERIFICATION SERVICES INC. FORM NO: CCSUP4701I
47173 BENICIA STREET, FREMONT, CA 94538, USA TEL: (510) 771-1000 FAX: (510) 661-0888

This report shall not be reproduced except in full, without the written approval of UL Verification Services Inc.

8.5. LAT 3 BLE 1M Plow

8.5.1. RESTRICTED BANDEDGE (LOW CHANNEL)

LOW CHANNEL HORIZONTAL

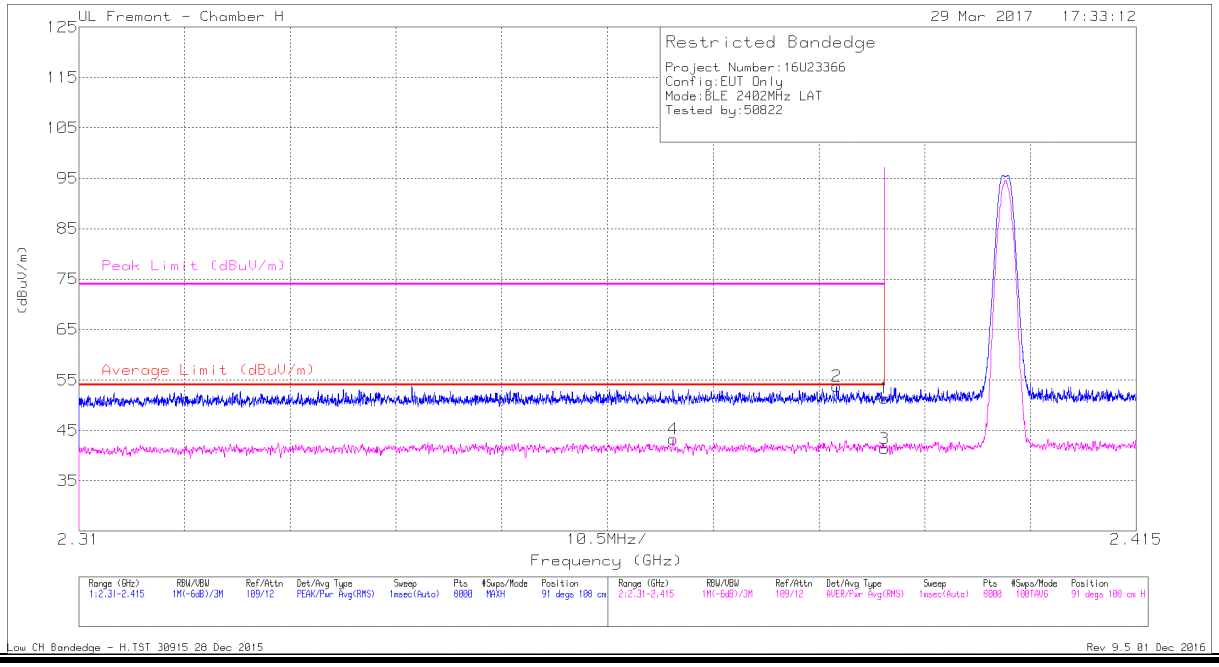

Marker	Frequency (GHz)	Meter Reading (dBuV)	Det	AF T120 (dB/m)	Amp/Cbl/Fltr/Pad (dB)	Corrected Reading (dBuV/m)	Average Limit (dBuV/m)	Margin (dB)	Peak Limit (dBuV/m)	PK Margin (dB)	Azimuth (Degs)	Height (cm)	Polarity
1	* 2.39	36.08	Pk	31.9	-16.6	51.38	-	-	74	-22.62	91	108	H
2	* 2.385	38.5	Pk	31.9	-16.6	53.8	-	-	74	-20.2	91	108	H
3	* 2.39	26.05	RMS	31.9	-16.6	41.35	54	-12.65	-	-	91	108	H
4	* 2.369	28.03	RMS	31.8	-16.6	43.23	54	-10.77	-	-	91	108	H

* - indicates frequency in CFR47 Pt 15 / IC RSS-Restricted Band
Pk - Peak detector
RMS - RMS detection
Low CH Bandedge - H.TST 30915 28 Dec 2015
Rev 9.5 01 Dec 2016

This report shall not be reproduced except in full, without the written approval of UL Verification Services Inc.

LOW CHANNEL VERTICAL

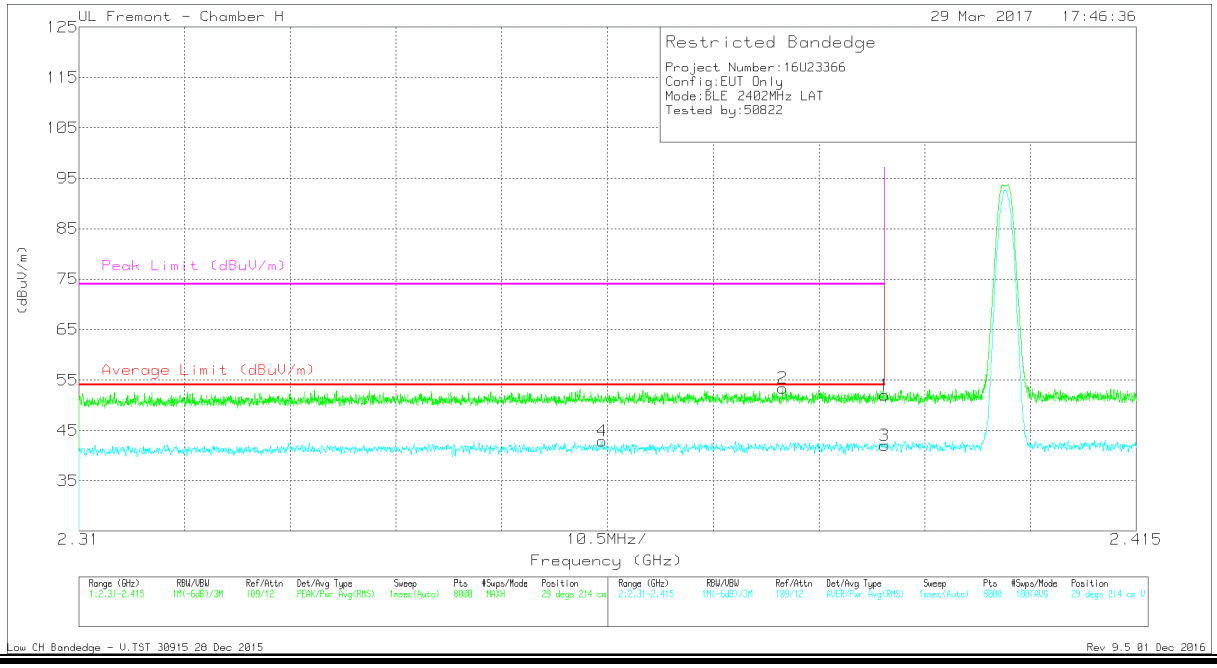

Marker	Frequency (GHz)	Meter Reading (dBuV)	Det	AF T120 (dB/m)	Amp/Cbl/Fltr/Pad (dB)	Corrected Reading (dBuV/m)	Average Limit (dBuV/m)	Margin (dB)	Peak Limit (dBuV/m)	PK Margin (dB)	Azimuth (Degs)	Height (cm)	Polarity
1	* 2.39	36.71	Pk	31.9	-16.6	52.01	-	-	74	-21.99	29	214	V
2	* 2.38	38.08	Pk	31.9	-16.6	53.38	-	-	74	-20.62	29	214	V
3	* 2.39	26.72	RMS	31.9	-16.6	42.02	54	-11.98	-	-	29	214	V
4	* 2.362	27.66	RMS	31.8	-16.6	42.86	54	-11.14	-	-	29	214	V

* - indicates frequency in CFR47 Pt 15 / IC RSS-Restricted Band
Pk - Peak detector
RMS - RMS detection
Low CH Bandedge - V.TST 30915 28 Dec 2015
Rev 9.5 01 Dec 2016

This report shall not be reproduced except in full, without the written approval of UL Verification Services Inc.

8.5.2. AUTHORIZED BANDEDGE (HIGH CHANNEL)

HIGH CHANNEL HORIZONTAL

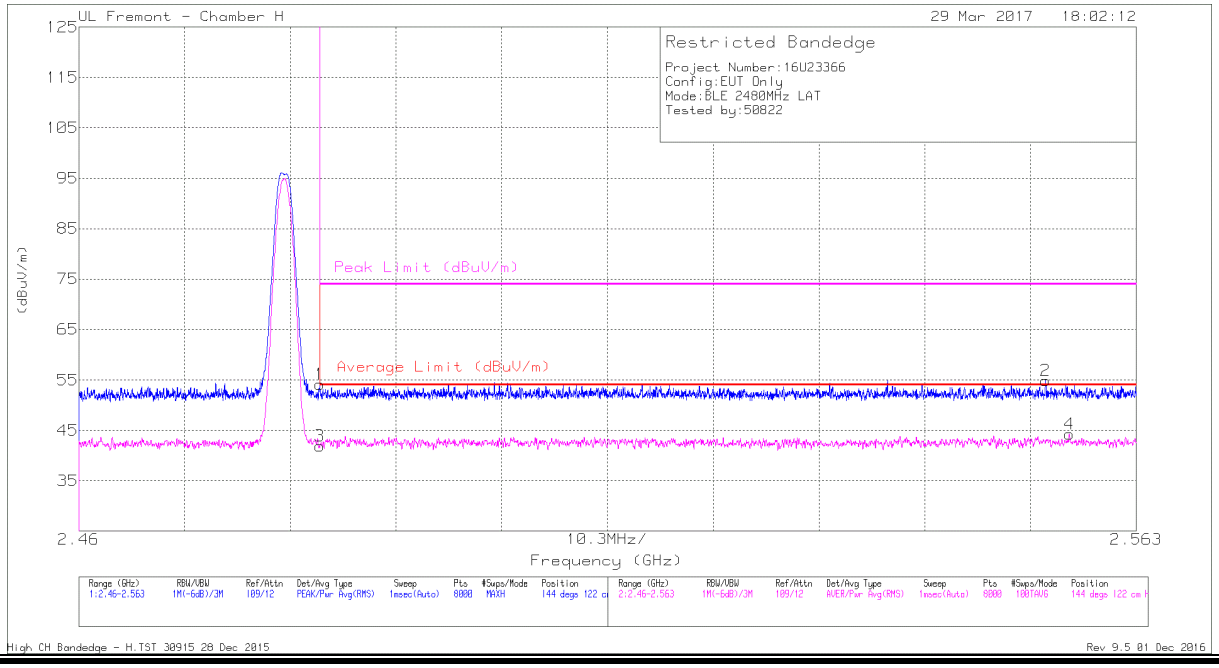

Marker	Frequency (GHz)	Meter Reading (dBuV)	Det	AF T120 (dB/m)	Amp/Cbl/Fltr/Pad (dB)	Corrected Reading (dBuV/m)	Average Limit (dBuV/m)	Margin (dB)	Peak Limit (dBuV/m)	PK Margin (dB)	Azimuth (Degs)	Height (cm)	Polarity
1	* 2.484	38.35	Pk	32.2	-16.4	54.15	-	-	74	-19.85	144	122	H
3	* 2.484	26.05	RMS	32.2	-16.4	41.85	54	-12.15	-	-	144	122	H
2	2.554	38.94	Pk	32.2	-16.2	54.94	-	-	74	-19.06	144	122	H
4	2.556	28.36	RMS	32.2	-16.3	44.26	54	-9.74	-	-	144	122	H

* - indicates frequency in CFR47 Pt 15 / IC RSS-Restricted Band
Pk - Peak detector
RMS - RMS detection
High CH Bandedge - H.TST 30915 28 Dec 2015
Rev 9.5 01 Dec 2016

This report shall not be reproduced except in full, without the written approval of UL Verification Services Inc.

HIGH CHANNEL VERTICAL

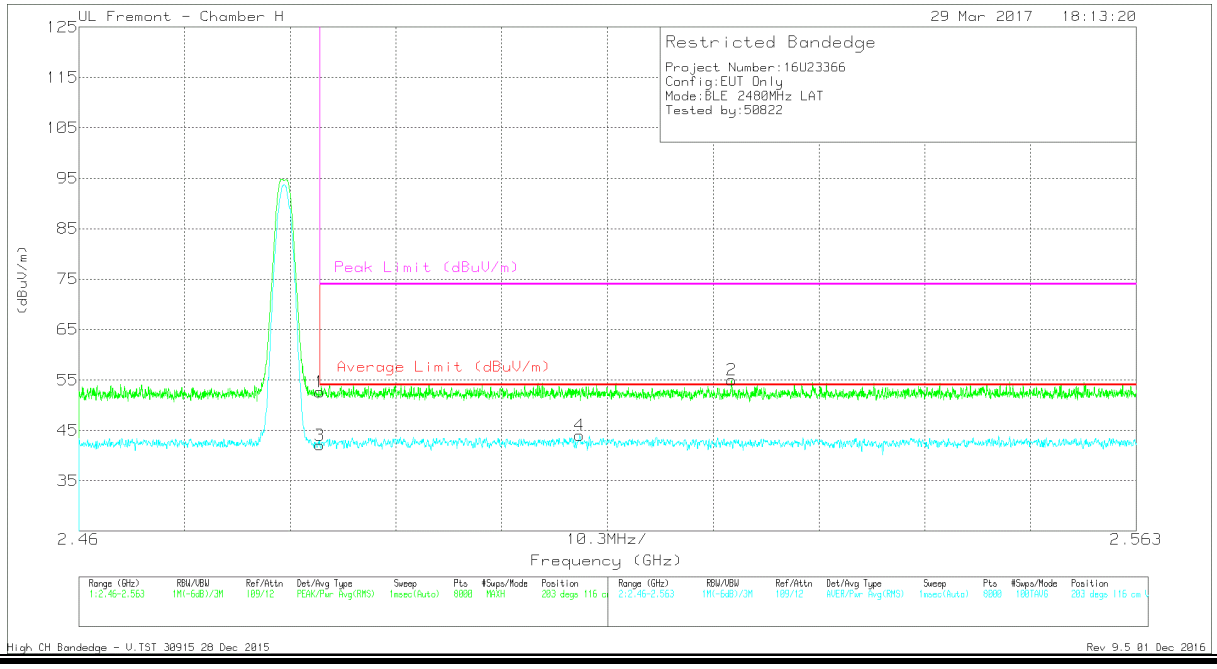

Marker	Frequency (GHz)	Meter Reading (dBuV)	Det	AF T120 (dB/m)	Amp/Cbl/Fltr/Pad (dB)	Corrected Reading (dBuV/m)	Average Limit (dBuV/m)	Margin (dB)	Peak Limit (dBuV/m)	PK Margin (dB)	Azimuth (Degs)	Height (cm)	Polarity
1	* 2.484	36.79	Pk	32.2	-16.4	52.59	-	-	74	-21.41	203	116	V
3	* 2.484	26.29	RMS	32.2	-16.4	42.09	54	-11.91	-	-	203	116	V
4	2.509	28.12	RMS	32.2	-16.3	44.02	54	-9.98	-	-	203	116	V
2	2.524	39.21	Pk	32.2	-16.4	55.01	-	-	74	-18.99	203	116	V

* - indicates frequency in CFR47 Pt 15 / IC RSS-Restricted Band
Pk - Peak detector
RMS - RMS detection
High CH Bandedge - V.TST 30915 28 Dec 2015
Rev 9.5 01 Dec 2016

This report shall not be reproduced except in full, without the written approval of UL Verification Services Inc.

8.5.3. HARMONICS AND SPURIOUS EMISSIONS

LOW CHANNEL HORIZONTAL

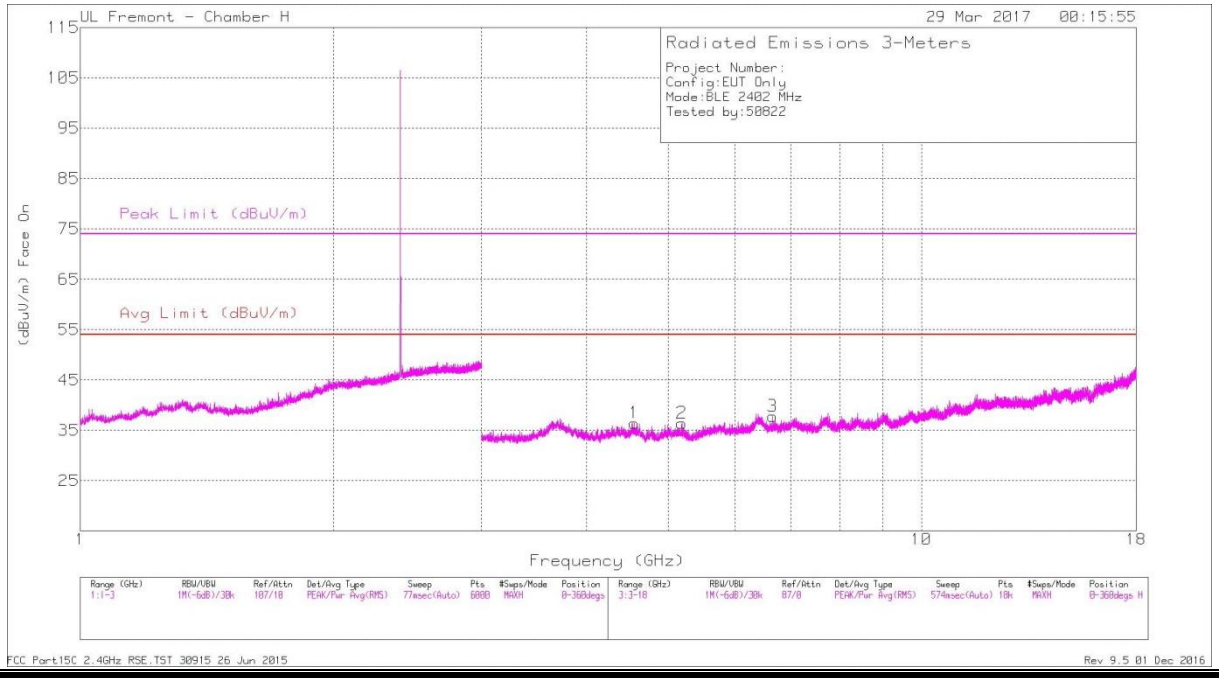

LOW CHANNEL VERTICAL

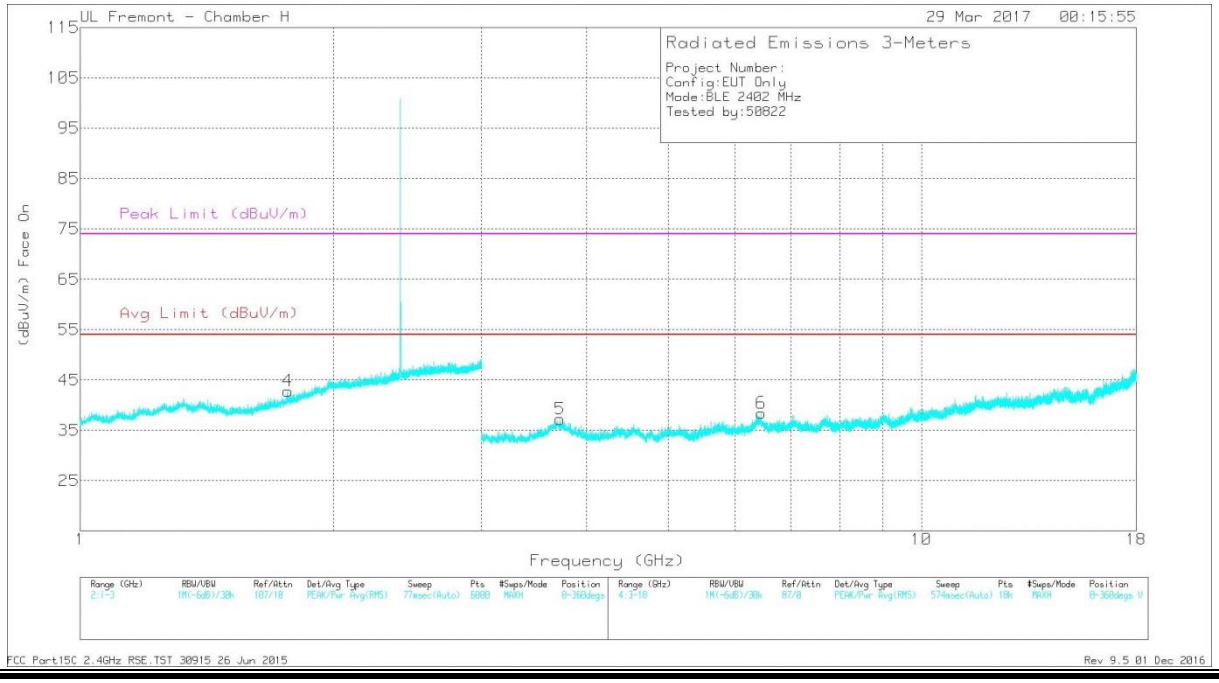

This report shall not be reproduced except in full, without the written approval of UL Verification Services Inc.

DATA

Marker	Frequency (GHz)	Meter Reading (dBuV)	Det	AF T120 (dB/m)	Amp/Cbl/Flt r/Pad (dB)	Corrected Reading (dBuV/m)	Avg Limit (dBuV/m)	Margin (dB)	Peak Limit (dBuV/m)	PK Margin (dB)	Azimuth (Degs)	Height (cm)	Polarity
1	* 4.558	42.51	PK2	33.9	-35.1	41.31	-	-	74	-32.69	110	108	H
	* 4.556	31.47	MAv1	33.9	-35.1	30.27	54	-23.73	-	-	110	108	H
5	* 3.717	44.09	PK2	34.8	-35.9	42.99	-	-	74	-31.01	194	310	V
	* 3.719	32.46	MAv1	34.8	-35.9	31.36	54	-22.64	-	-	194	310	V
4	1.768	36.6	PK2	29.6	-17.6	48.6	-	-	-	-	178	325	V
	1.768	24.1	MAv1	29.6	-17.6	36.1	-	-	-	-	178	325	V
2	5.189	29.27	MAv1	34.4	-34	29.67	-	-	-	-	291	378	H
	5.19	40.66	PK2	34.4	-34	41.06	-	-	-	-	291	378	H
6	6.448	27.65	MAv1	35.7	-31.3	32.05	-	-	-	-	237	350	V
	6.45	39.21	PK2	35.7	-31.3	43.61	-	-	-	-	237	350	V
3	6.656	38.34	PK2	35.7	-31.4	42.64	-	-	-	-	299	153	H
	6.656	26.43	MAv1	35.7	-31.4	30.73	-	-	-	-	299	153	H

* - indicates frequency in CFR47 Pt 15 / IC RSS-Restricted Band

PK2 - KDB558074 Method: Maximum Peak

MAv1 - KDB558074 Option 1 Maximum RMS Average

FCC Part15C 2.4GHz RSE.TST 30915 26 Jun 2015

Rev 9.5 01 Dec 2016

UL VERIFICATION SERVICES INC. FORM NO: CCSUP4701I
47173 BENICIA STREET, FREMONT, CA 94538, USA TEL: (510) 771-1000 FAX: (510) 661-0888

This report shall not be reproduced except in full, without the written approval of UL Verification Services Inc.

MID CHANNEL HORIZONTAL

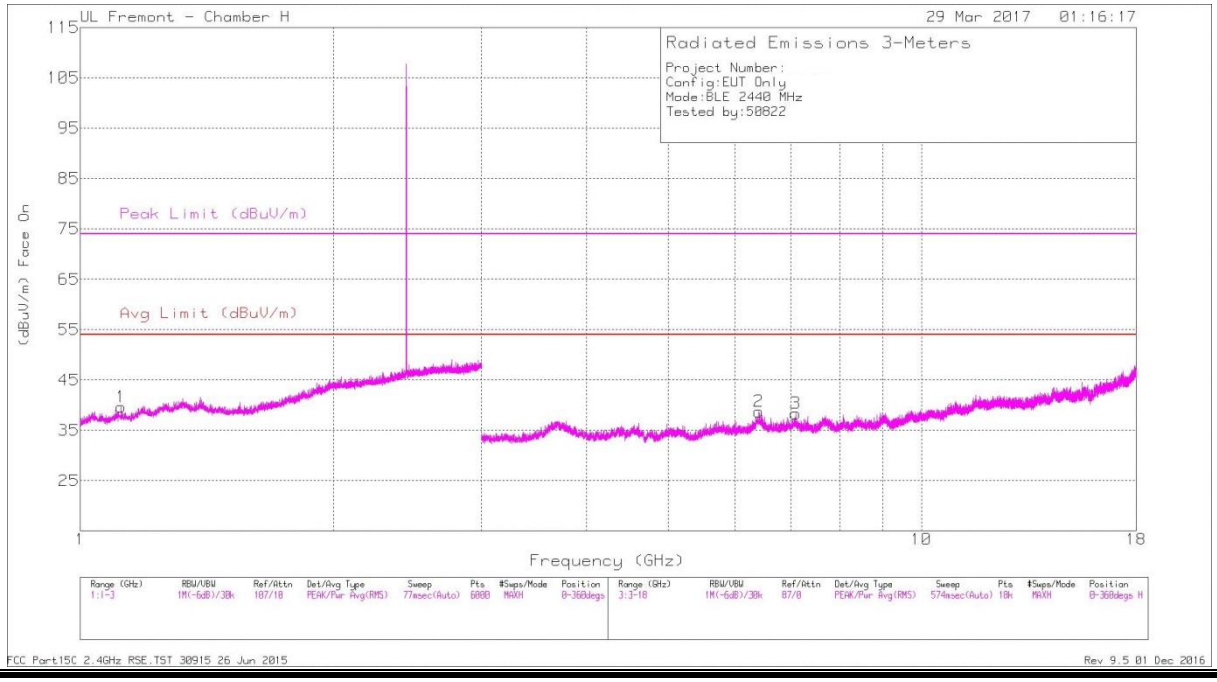

MID CHANNEL VERTICAL

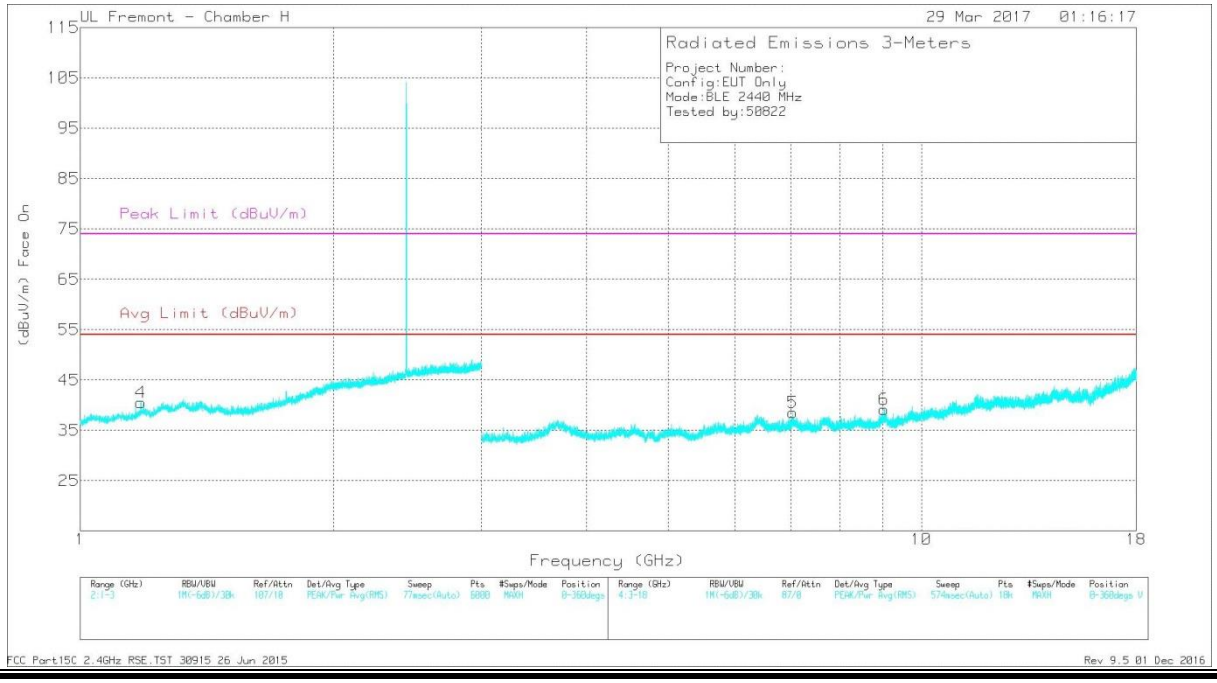

This report shall not be reproduced except in full, without the written approval of UL Verification Services Inc.

DATA

Marker	Frequency (GHz)	Meter Reading (dBuV)	Det	AF T120 (dB/m)	Amp/Cbl/Fltr/Pad (dB)	Corrected Reading (dBuV/m)	Avg Limit (dBuV/m)	Margin (dB)	Peak Limit (dBuV/m)	PK Margin (dB)	Azimuth (Degs)	Height (cm)	Polarity
1	* 1.118	35.78	PK2	28	-18.9	44.88	-	-	74	-29.12	210	128	H
	* 1.119	23.91	MAv1	28	-18.9	33.01	54	-20.99	-	-	210	128	H
4	* 1.18	36.17	PK2	28.5	-18.7	45.97	-	-	74	-28.03	360	232	V
	* 1.182	24.21	MAv1	28.5	-18.7	34.01	54	-19.99	-	-	360	232	V
6	* 9.026	36.82	PK2	36.3	-28.8	44.32	-	-	74	-29.68	266	192	V
	* 9.025	25.23	MAv1	36.3	-28.8	32.73	54	-21.27	-	-	266	192	V
2	6.408	39.56	PK2	35.7	-31.4	43.86	-	-	-	-	146	122	H
	6.408	28.08	MAv1	35.7	-31.4	32.38	-	-	-	-	146	122	H
5	7.032	27.15	MAv1	35.7	-31.2	31.65	-	-	-	-	103	236	V
	7.035	38.48	PK2	35.7	-31.2	42.98	-	-	-	-	103	236	V
3	7.085	26.88	MAv1	35.7	-30.7	31.88	-	-	-	-	286	102	H
	7.086	38.27	PK2	35.7	-30.8	43.17	-	-	-	-	286	102	H

* - indicates frequency in CFR47 Pt 15 / IC RSS-Restricted Band

PK2 - KDB558074 Method: Maximum Peak

MAv1 - KDB558074 Option 1 Maximum RMS Average

FCC Part15C 2.4GHz RSE.TST 30915 26 Jun 2015

Rev 9.5 01 Dec 2016

UL VERIFICATION SERVICES INC. FORM NO: CCSUP4701I
47173 BENICIA STREET, FREMONT, CA 94538, USA TEL: (510) 771-1000 FAX: (510) 661-0888

This report shall not be reproduced except in full, without the written approval of UL Verification Services Inc.

HIGH CHANNEL HORIZONTAL

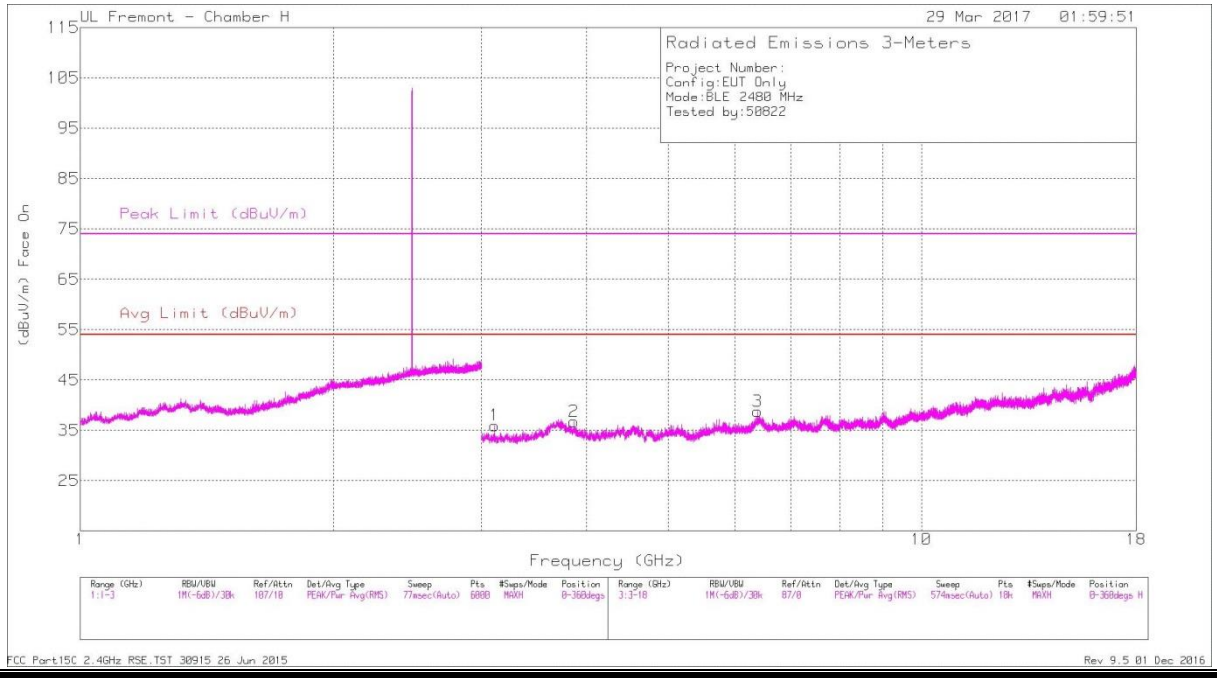

HIGH CHANNEL VERTICAL

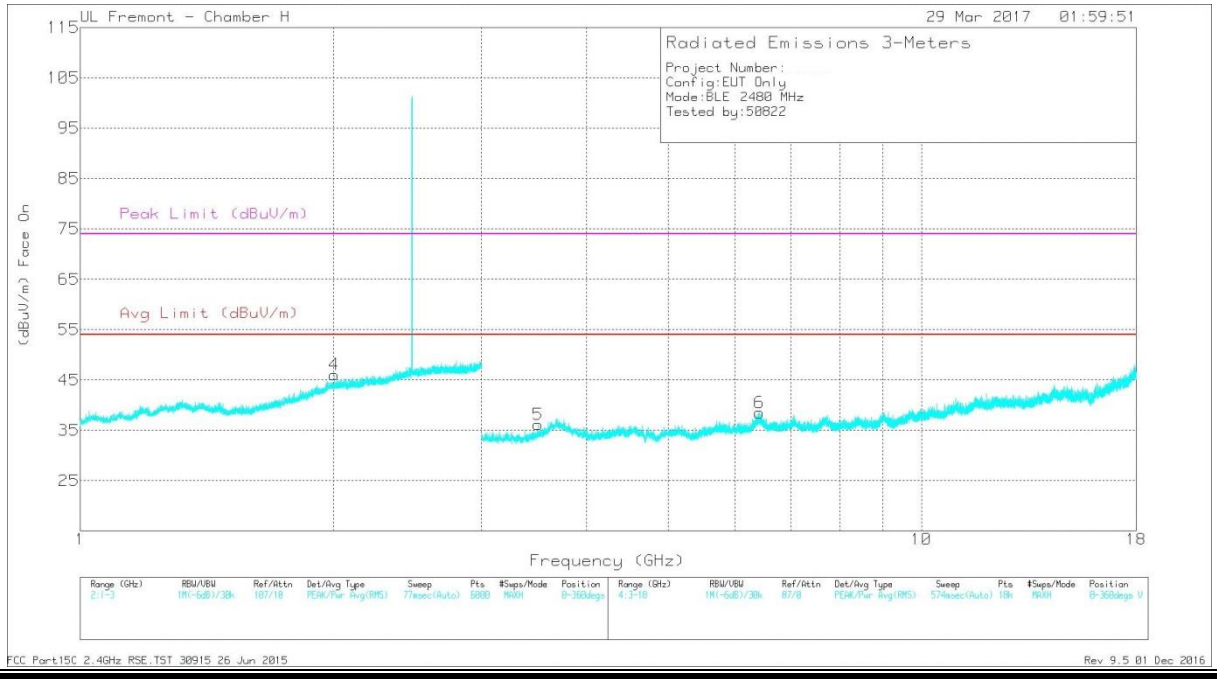

This report shall not be reproduced except in full, without the written approval of UL Verification Services Inc.

DATA

Marker	Frequency (GHz)	Meter Reading (dBuV)	Det	AF T120 (dB/m)	Amp/Cbl/Fltr/Pad (dB)	Corrected Reading (dBuV/m)	Avg Limit (dBuV/m)	Margin (dB)	Peak Limit (dBuV/m)	PK Margin (dB)	Azimuth (Degs)	Height (cm)	Polarity
2	* 3.864	43.75	PK2	33.7	-35.2	42.25	-	-	74	-31.75	74	118	H
	* 3.865	31.88	MAv1	33.7	-35.2	30.38	54	-23.62	-	-	74	118	H
5	* 3.503	44.1	PK2	34.2	-36.1	42.2	-	-	74	-31.8	132	219	V
	* 3.502	31.57	MAv1	34.2	-36.1	29.67	54	-24.33	-	-	132	219	V
4	2.005	35.91	PK2	31.9	-17.3	50.51	-	-	-	-	311	391	V
	2.005	24.19	MAv1	31.9	-17.3	38.79	-	-	-	-	311	391	V
1	3.109	32.13	MAv1	33.3	-36.5	28.93	-	-	-	-	28	256	H
	3.112	43.8	PK2	33.3	-36.5	40.6	-	-	-	-	28	256	H
3	6.386	39.5	PK2	35.6	-31.3	43.8	-	-	-	-	337	376	H
	6.386	28.2	MAv1	35.6	-31.3	32.5	-	-	-	-	337	376	H
6	6.413	28.12	MAv1	35.7	-31.4	32.42	-	-	-	-	287	170	V
	6.415	39.39	PK2	35.7	-31.4	43.69	-	-	-	-	287	170	V

* - indicates frequency in CFR47 Pt 15 / IC RSS-Restricted Band

PK2 - KDB558074 Method: Maximum Peak

MAv1 - KDB558074 Option 1 Maximum RMS Average

FCC Part15C 2.4GHz RSE.TST 30915 26 Jun 2015
Rev 9.5 01 Dec 2016

UL VERIFICATION SERVICES INC. FORM NO: CCSUP4701I
47173 BENICIA STREET, FREMONT, CA 94538, USA TEL: (510) 771-1000 FAX: (510) 661-0888

This report shall not be reproduced except in full, without the written approval of UL Verification Services Inc.

8.6. WORST-CASE BELOW 1 GHz

SPURIOUS EMISSIONS 30 TO 1000 MHz (WORST-CASE CONFIGURATION)

HORIZONTAL PLOT

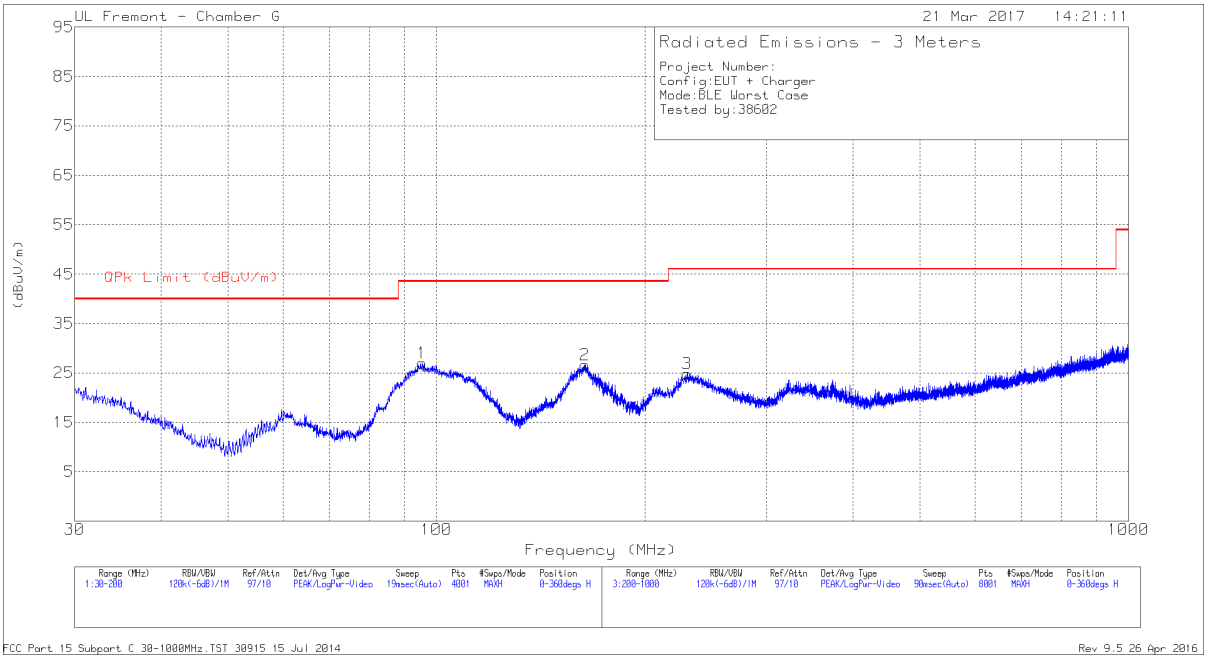

VERTICAL PLOT

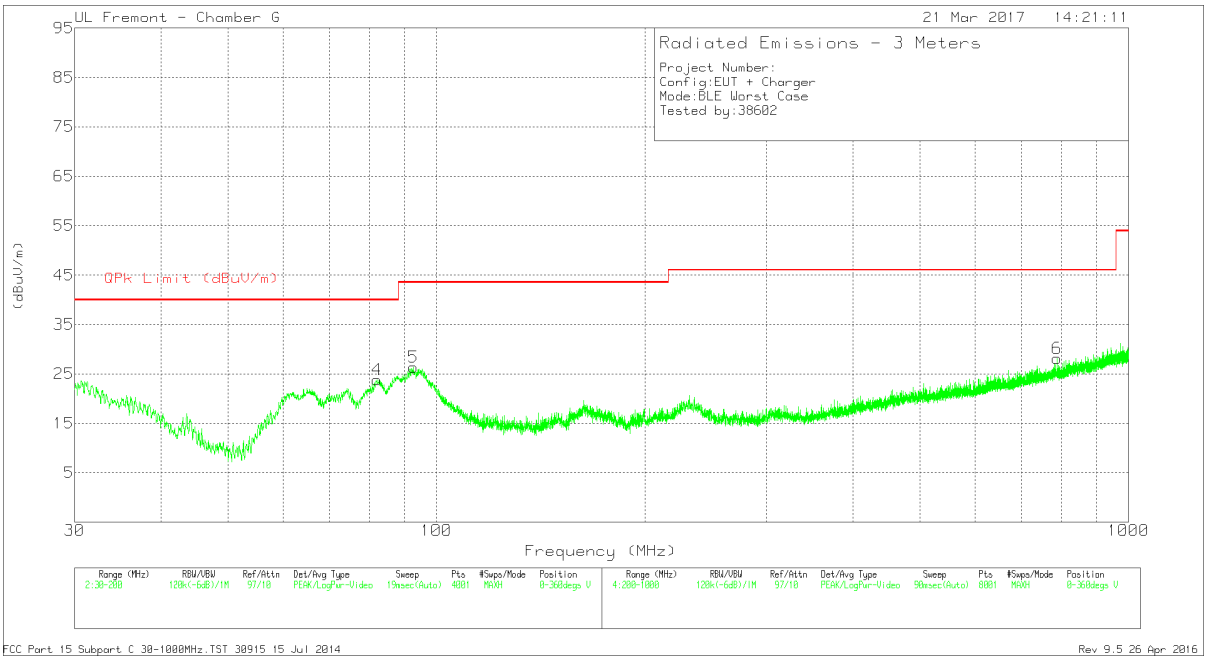

This report shall not be reproduced except in full, without the written approval of UL Verification Services Inc.

DATA

Trace Markers

Marker	Frequency (MHz)	Meter Reading (dBuV)	Det	AF T900 (dB/m)	Amp Cbl (dB)	Corrected Reading (dBuV/m)	QPk Limit (dBuV/m)	Margin (dB)	Azimuth (Degs)	Height (cm)	Polarity
2	* 163.7688	40.62	Pk	15.9	-29.9	26.62	43.52	-16.9	0-360	199	H
4	82.02	43.15	Pk	11.3	-30.6	23.85	40	-16.15	0-360	100	V
5	92.56	44.71	Pk	12.2	-30.5	26.41	43.52	-17.11	0-360	100	V
1	95.4075	44.64	Pk	12.9	-30.5	27.04	43.52	-16.48	0-360	199	H
3	230.3	39.37	Pk	14.9	-29.4	24.87	46.02	-21.15	0-360	98	H
6	787.9	29.79	Pk	25.2	-26.9	28.09	46.02	-17.93	0-360	200	V

* - indicates frequency in CFR47 Pt 15 / IC RSS-Restricted Band
Pk - Peak detector
FCC Part 15 Subpart C 30-1000MHz.TST 30915 15 Jul 2014
Rev 9.5 26 Apr 2016

This report shall not be reproduced except in full, without the written approval of UL Verification Services Inc.

8.7. WORST-CASE ABOVE 18 GHz

SPURIOUS EMISSIONS 18 TO 26 GHz (WORST-CASE CONFIGURATION)

HORIZONTAL PLOT

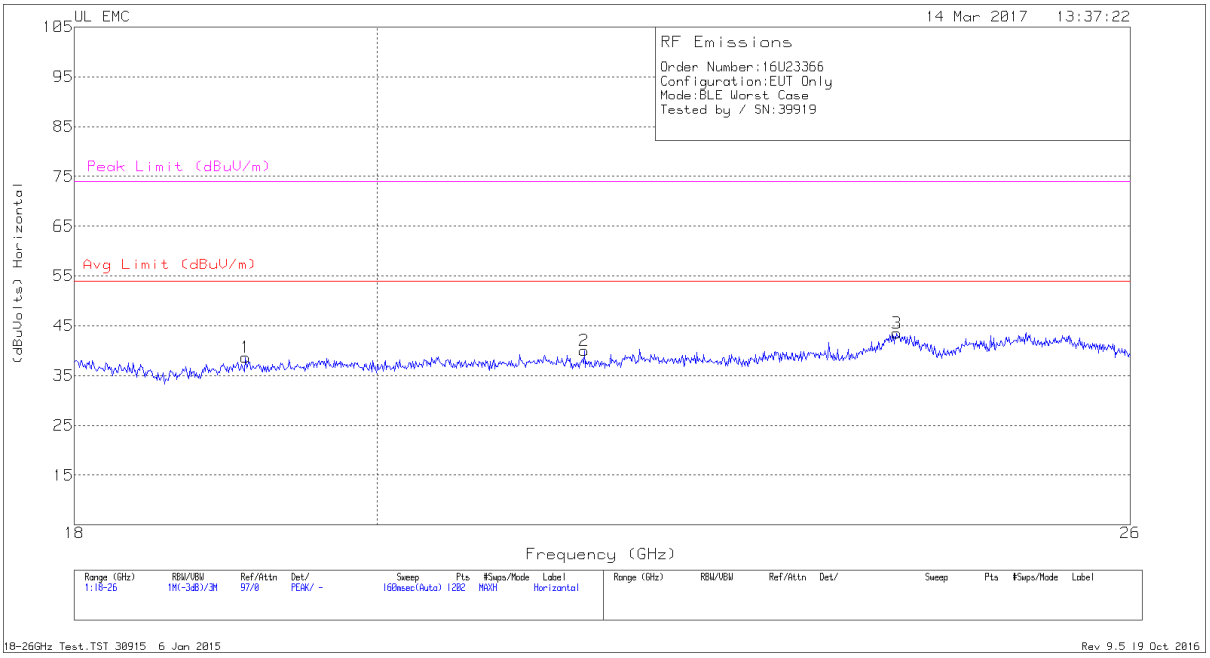

VERTICAL PLOT

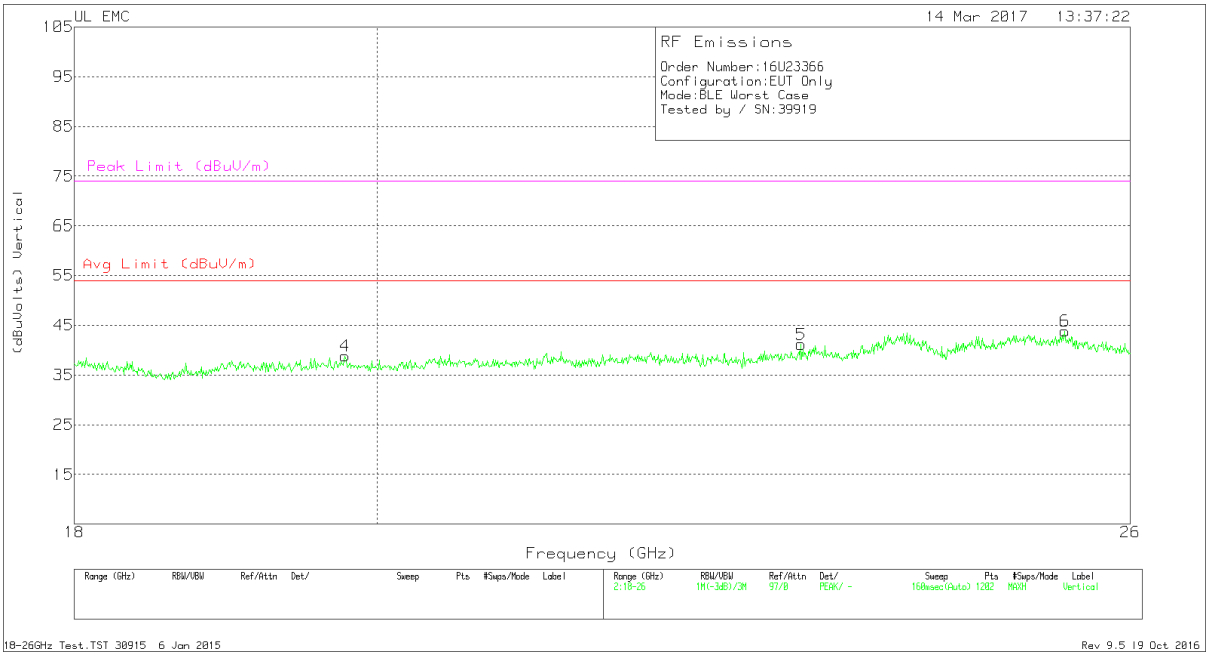

This report shall not be reproduced except in full, without the written approval of UL Verification Services Inc.

Data

Trace Markers

Marker	Frequency (GHz)	Meter Reading (dBuV)	Det	AF T449 (dB/m)	Amp/Cbl (dB)	Dist Corr (dB)	Corrected Reading (dBuVolts)	Avg Limit (dBuV/m)	Margin (dB)	Peak Limit (dBuV/m)	PK Margin (dB)
1	19.106	40.37	Pk	32.7	-24.9	-9.5	38.67	54	-15.33	74	-35.33
2	21.497	41.7	Pk	33.2	-25.4	-9.5	40	54	-14	74	-34
3	23.968	43.2	Pk	34	-24.2	-9.5	43.5	54	-10.5	74	-30.5
4	19.779	40.33	Pk	32.7	-24.7	-9.5	38.83	54	-15.17	74	-35.17
5	23.182	42.37	Pk	33.5	-25.2	-9.5	41.17	54	-12.83	74	-32.83
6	25.414	43.33	Pk	34.3	-24.3	-9.5	43.83	54	-10.17	74	-30.17

Pk - Peak detector

18-26GHz Test.TST 30915 6 Jan 2015

Rev 9.5 19 Oct 2016

UL VERIFICATION SERVICES INC. FORM NO: CCSUP4701I
47173 BENICIA STREET, FREMONT, CA 94538, USA TEL: (510) 771-1000 FAX: (510) 661-0888

This report shall not be reproduced except in full, without the written approval of UL Verification Services Inc.

8.8. AC POWER LINE CONDUCTED EMISSIONS

LIMITS

FCC §15.207 (a)

RSS-Gen 8.8

Frequency of Emission (MHz)	Conducted Limit (dBμV)	
	Quasi-peak	Average
0.15-0.5	66 to 56 *	56 to 46 *
0.5-5	56	46
5-30	60	50

*Decreases with the logarithm of the frequency.

TEST PROCEDURE

The EUT is placed on a non-conducting table 40 cm from the vertical ground plane and 80 cm above the horizontal ground plane. The EUT is configured in accordance with ANSI C63.10.

The receiver is set to a resolution bandwidth of 9 kHz. Peak detection is used unless otherwise noted as quasi-peak or average.

Line conducted data is recorded for both NEUTRAL and HOT lines.

RESULTS

This report shall not be reproduced except in full, without the written approval of UL Verification Services Inc.

8.8.1. EUT POWERED BY AC/DC ADAPTER VIA USB CABLE

LINE 1 RESULTS

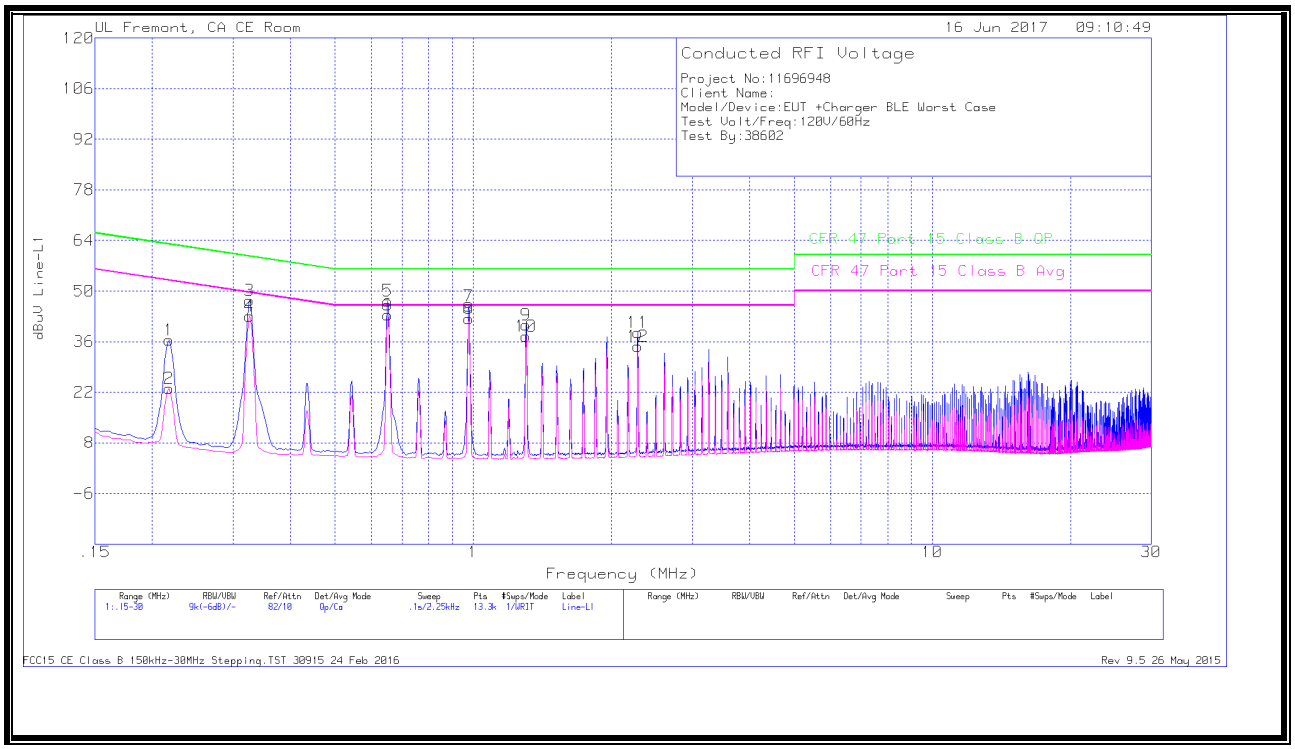

WORST EMISSIONS

Range 1: Line-L1 .15 - 30MHz											
Marker	Frequency (MHz)	Meter Reading (dBuV)	Det	T24 IL L1	LC Cables C1&C3	Limiter (dB)	Corrected Reading dBuV	CFR 47 Part 15 Class B QP	QP Margin (dB)	CFR 47 Part 15 Class B Avg	Av(CISPR) Margin (dB)
1	.2175	25.5	Qp	.8	0	10.1	36.4	62.91	-26.51	-	-
2	.2175	12.13	Ca	.8	0	10.1	23.03	-	-	52.91	-29.88
3	.3255	36.69	Qp	.5	.1	10.1	47.39	59.57	-12.18	-	-
4	.3255	32.33	Ca	.5	.1	10.1	43.03	-	-	49.57	-6.54
5	.65175	36.8	Qp	.3	.1	10.1	47.3	56	-8.7	-	-
6	.65175	32.94	Ca	.3	.1	10.1	43.44	-	-	46	-2.56
7	.978	35.45	Qp	.2	.1	10.1	45.85	56	-10.15	-	-
8	.978	32	Ca	.2	.1	10.1	42.4	-	-	46	-3.6
9	1.30425	30.17	Qp	.2	.1	10.1	40.57	56	-15.43	-	-
10	1.30425	27.15	Ca	.2	.1	10.1	37.55	-	-	46	-8.45
11	2.28075	28.05	Qp	.2	.1	10.1	38.45	56	-17.55	-	-
12	2.28075	24.33	Ca	.2	.1	10.1	34.73	-	-	46	-11.27

Qp - Quasi-Peak detector

Ca - CISPR average detection

This report shall not be reproduced except in full, without the written approval of UL Verification Services Inc.

LINE 2 RESULTS

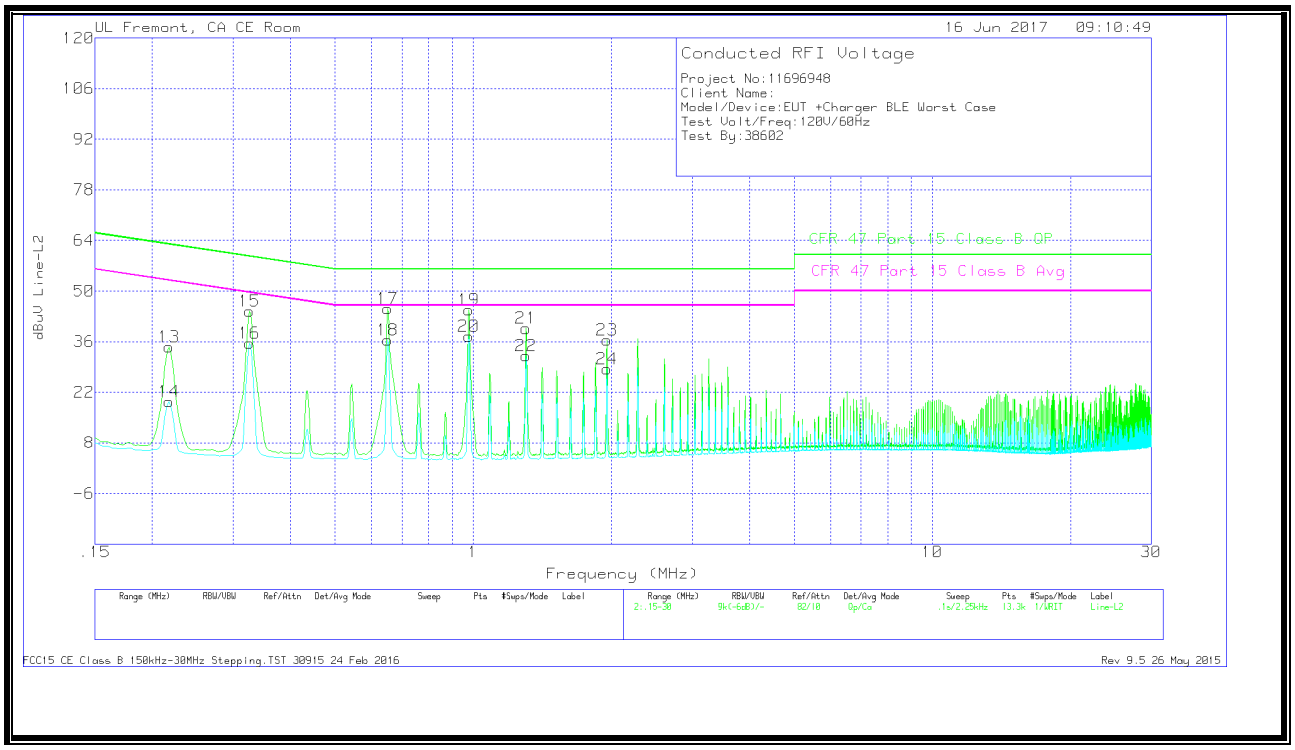

WORST EMISSIONS

Range 2: Line-L2 .15 - 30MHz											
Marker	Frequency (MHz)	Meter Reading (dBuV)	Det	T24 IL L2	LC Cables C2&C3	Limiter (dB)	Corrected Reading dBuV	CFR 47 Part 15 Class B QP	QP Margin (dB)	CFR 47 Part 15 Class B Avg	Av(CISPR) Margin (dB)
13	.2175	23.48	Qp	.9	0	10.1	34.48	62.91	-28.43	-	-
14	.2175	8.43	Ca	.9	0	10.1	19.43	-	-	52.91	-33.48
15	.3255	33.75	Qp	.5	.1	10.1	44.45	59.57	-15.12	-	-
16	.3255	24.83	Ca	.5	.1	10.1	35.53	-	-	49.57	-14.04
17	.65175	34.57	Qp	.3	.1	10.1	45.07	56	-10.93	-	-
18	.65175	25.93	Ca	.3	.1	10.1	36.43	-	-	46	-9.57
19	.978	34.24	Qp	.3	.1	10.1	44.74	56	-11.26	-	-
20	.978	27.03	Ca	.3	.1	10.1	37.53	-	-	46	-8.47
21	1.30425	29.26	Qp	.2	.1	10.1	39.66	56	-16.34	-	-
22	1.30425	21.67	Ca	.2	.1	10.1	32.07	-	-	46	-13.93
23	1.95675	26.07	Qp	.2	.1	10.1	36.47	56	-19.53	-	-
24	1.95675	18	Ca	.2	.1	10.1	28.4	-	-	46	-17.6

Qp - Quasi-Peak detector

Ca - CISPR average detection

FCC15 CE Class B 150kHz-30MHz Stepping.TST 30915 24 Feb 2016

Rev 9.5 26 May 2015

This report shall not be reproduced except in full, without the written approval of UL Verification Services Inc.

8.8.2. EUT POWERED BY HOST PC VIA USB CABLE

LINE 1 RESULTS

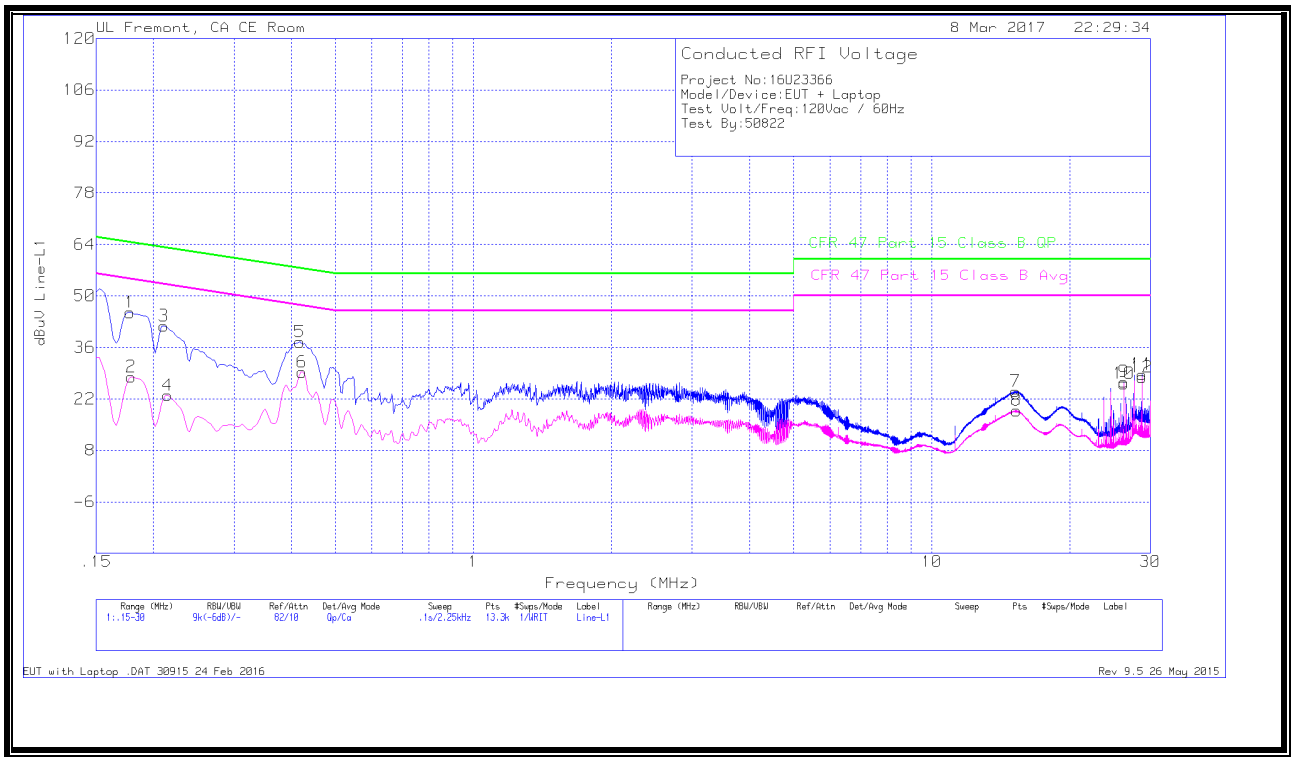

WORST EMISSIONS

Range 1: Line-L1 .15 - 30MHz

Marker	Frequency (MHz)	Meter Reading (dBuV)	Det	LISN L1	LC Cables C1&C3	Limiter (dB)	Corrected Reading dBuV	CFR 47 Part 15 Class B QP	QP Margin (dB)	CFR 47 Part 15 Class B Avg	Av(CISPR) Margin (dB)
1	.17813	35.29	Qp	0	.1	10.1	45.49	64.57	-19.08	-	-
2	.17925	17.8	Ca	0	.1	10.1	28	-	-	54.52	-26.52
3	.21075	31.74	Qp	0	0	10.1	41.84	63.18	-21.34	-	-
4	.21525	12.74	Ca	0	.1	10.1	22.94	-	-	53	-30.06
5	.41775	27.27	Qp	0	.1	10.1	37.47	57.49	-20.02	-	-
6	.42225	19.06	Ca	0	.1	10.1	29.26	-	-	47.4	-18.14
7	15.2385	13.68	Qp	0	.2	10.2	24.08	60	-35.92	-	-
8	15.30825	8.42	Ca	0	.2	10.2	18.82	-	-	50	-31.18
9	26.25	15.76	Qp	.1	.3	10.5	26.66	60	-33.34	-	-
10	26.25	15.26	Ca	.1	.3	10.5	26.16	-	-	50	-23.84
11	28.74975	17.77	Qp	.1	.3	10.5	28.67	60	-31.33	-	-
12	28.74975	16.99	Ca	.1	.3	10.5	27.89	-	-	50	-22.11

This report shall not be reproduced except in full, without the written approval of UL Verification Services Inc.

LINE 2 RESULTS

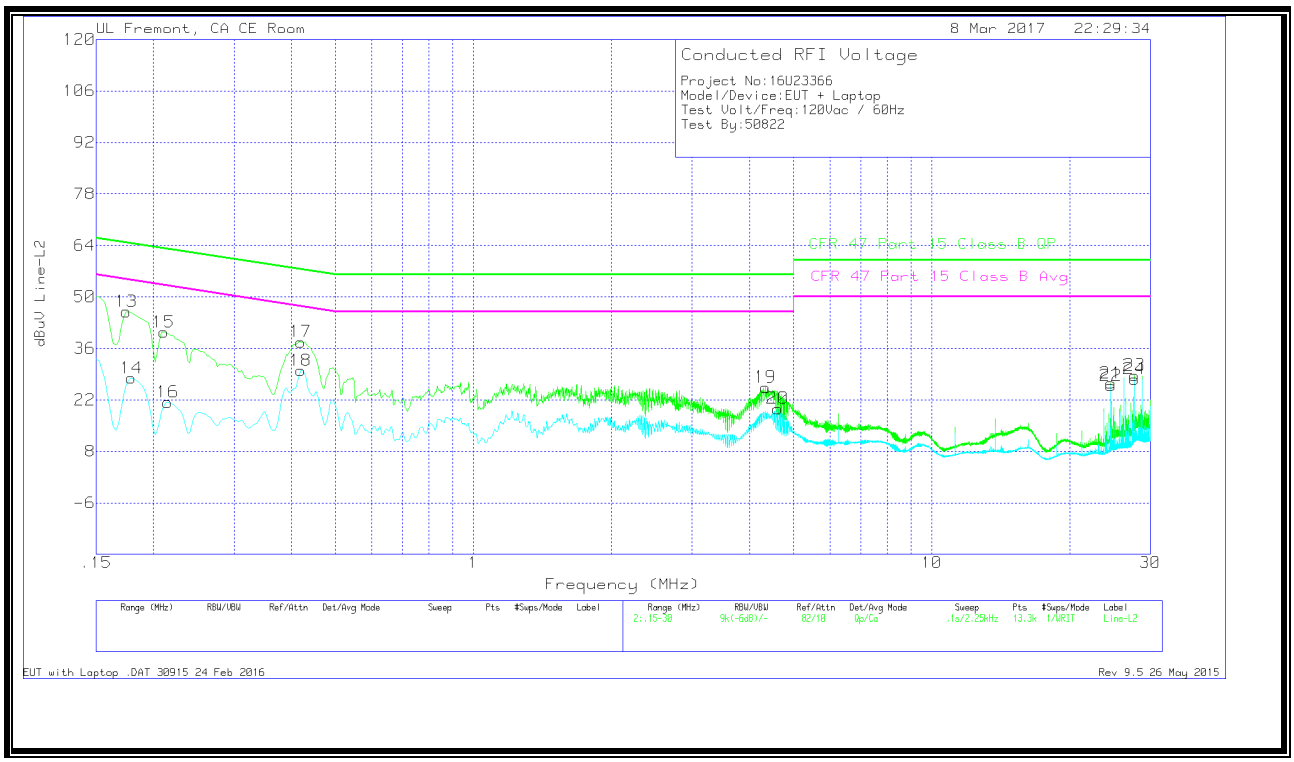

WORST EMISSIONS

Range 2: Line-L2 .15 - 30MHz

Marker	Frequency (MHz)	Meter Reading (dBuV)	Det	LISN L2	LC Cables C2&C3	Limiter (dB)	Corrected Reading dBuV	CFR 47 Part 15 Class B QP	QP Margin (dB)	CFR 47 Part 15 Class B Avg	Av(CISPR) Margin (dB)
13	.17475	35.8	Qp	0	.1	10.1	46	64.73	-18.73	-	-
14	.17925	17.73	Ca	0	.1	10.1	27.93	-	-	54.52	-26.59
15	.21075	30.32	Qp	0	0	10.1	40.42	63.18	-22.76	-	-
16	.21525	11.17	Ca	0	.1	10.1	21.37	-	-	53	-31.63
17	.42	27.58	Qp	0	.1	10.1	37.78	57.45	-19.67	-	-
18	.42	19.76	Ca	0	.1	10.1	29.96	-	-	47.45	-17.49
19	4.335	15.23	Qp	0	.1	10.1	25.43	56	-30.57	-	-
20	4.61175	9.45	Ca	0	.1	10.1	19.65	-	-	46	-26.35
21	24.6165	15.67	Qp	.1	.3	10.5	26.57	60	-33.43	-	-
22	24.6165	14.96	Ca	.1	.3	10.5	25.86	-	-	50	-24.14
23	27.69225	17.8	Qp	.1	.3	10.5	28.7	60	-31.3	-	-
24	27.69225	16.78	Ca	.1	.3	10.5	27.68	-	-	50	-22.32

This report shall not be reproduced except in full, without the written approval of UL Verification Services Inc.