AUTHORIZED BANDEDGE (HIGH CHANNEL, CH 13)

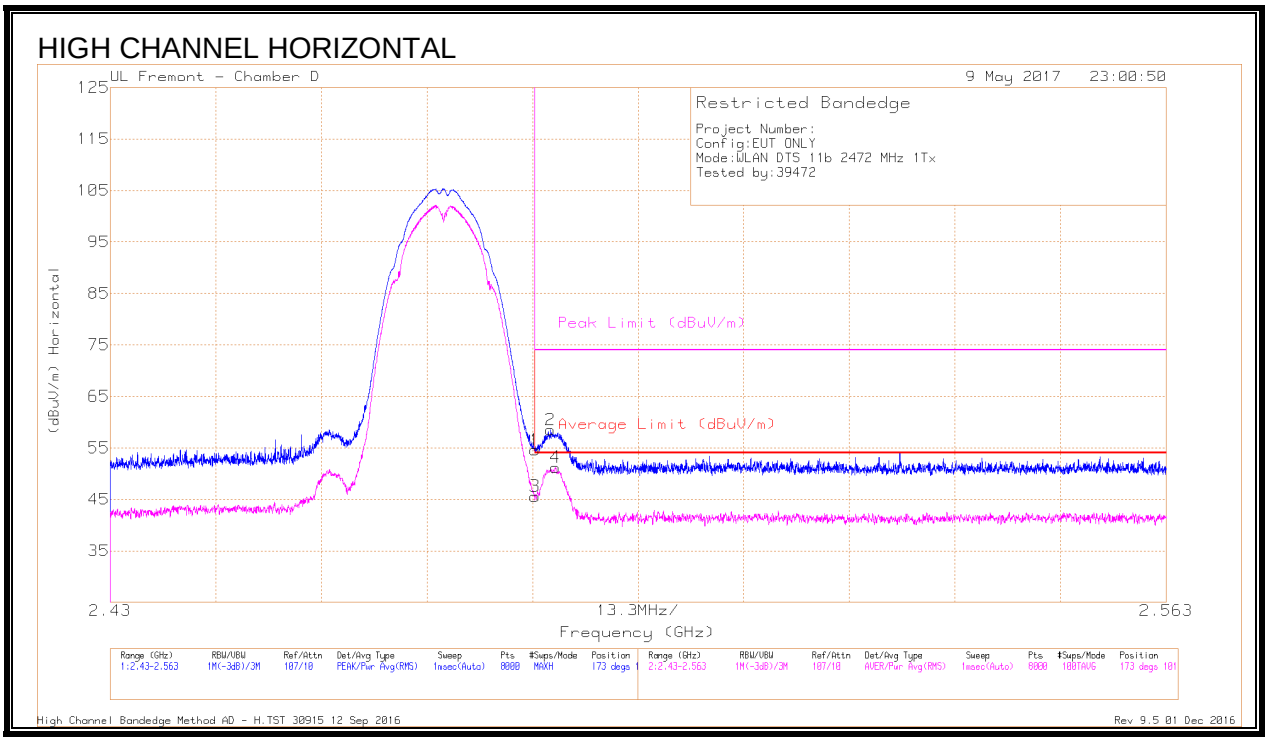

Marker	Frequency (GHz)	Meter Reading (dBuV)	Det	AF T862 (dB/m)	Amp/Cbl/Fltr/Pad (dB)	Corrected Reading (dBuV/m)	Average Limit (dBuV/m)	Margin (dB)	Peak Limit (dBuV/m)	PK Margin (dB)	Azimuth (Degs)	Height (cm)	Polarity
1	* 2.484	42.91	Pk	32.5	-20.8	54.61	-	-	74	-19.39	173	101	H
2	* 2.485	46.78	Pk	32.5	-20.8	58.48	-	-	74	-15.52	173	101	H
3	* 2.484	33.89	RMS	32.5	-20.8	45.59	54	-8.41	-	-	173	101	H
4	* 2.486	39.5	RMS	32.5	-20.8	51.2	54	-2.8	-	-	173	101	H

* - indicates frequency in CFR47 Pt 15 / IC RSS-Restricted Band
Pk - Peak detector
RMS - RMS detection
High Channel Bandedge Method AD - H.TST 30915 12 Sep 2016
Rev 9.5 01 Dec 2016

This report shall not be reproduced except in full, without the written approval of UL Verification Services Inc.

HIGH CHANNEL VERTICAL

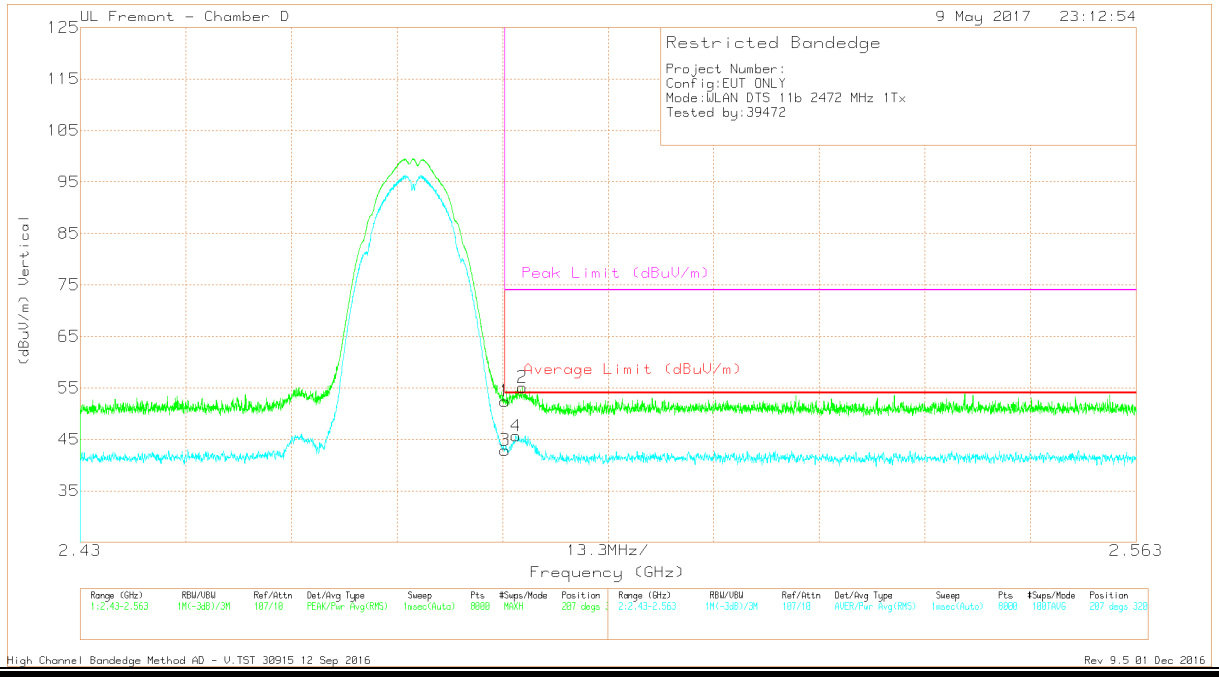

Marker	Frequency (GHz)	Meter Reading (dBuV)	Det	AF T862 (dB/m)	Amp/Cbl/Fltr/Pad (dB)	Corrected Reading (dBuV/m)	Average Limit (dBuV/m)	Margin (dB)	Peak Limit (dBuV/m)	PK Margin (dB)	Azimuth (Degs)	Height (cm)	Polarity
1	* 2.484	40.75	Pk	32.5	-20.8	52.45	-	-	74	-21.55	207	320	V
2	* 2.486	43.42	Pk	32.5	-20.8	55.12	-	-	74	-18.88	207	320	V
3	* 2.484	31.21	RMS	32.5	-20.8	42.91	54	-11.09	-	-	207	320	V
4	* 2.485	33.99	RMS	32.5	-20.8	45.69	54	-8.31	-	-	207	320	V

* - indicates frequency in CFR47 Pt 15 / IC RSS-Restricted Band
Pk - Peak detector
RMS - RMS detection
High Channel Bandedge Method AD - V.TST 30915 12 Sep 2016
Rev 9.5 01 Dec 2016

This report shall not be reproduced except in full, without the written approval of UL Verification Services Inc.

HARMONICS AND SPURIOUS EMISSIONS LOW CHANNEL, CH 1)

LOW CHANNEL HORIZONTAL

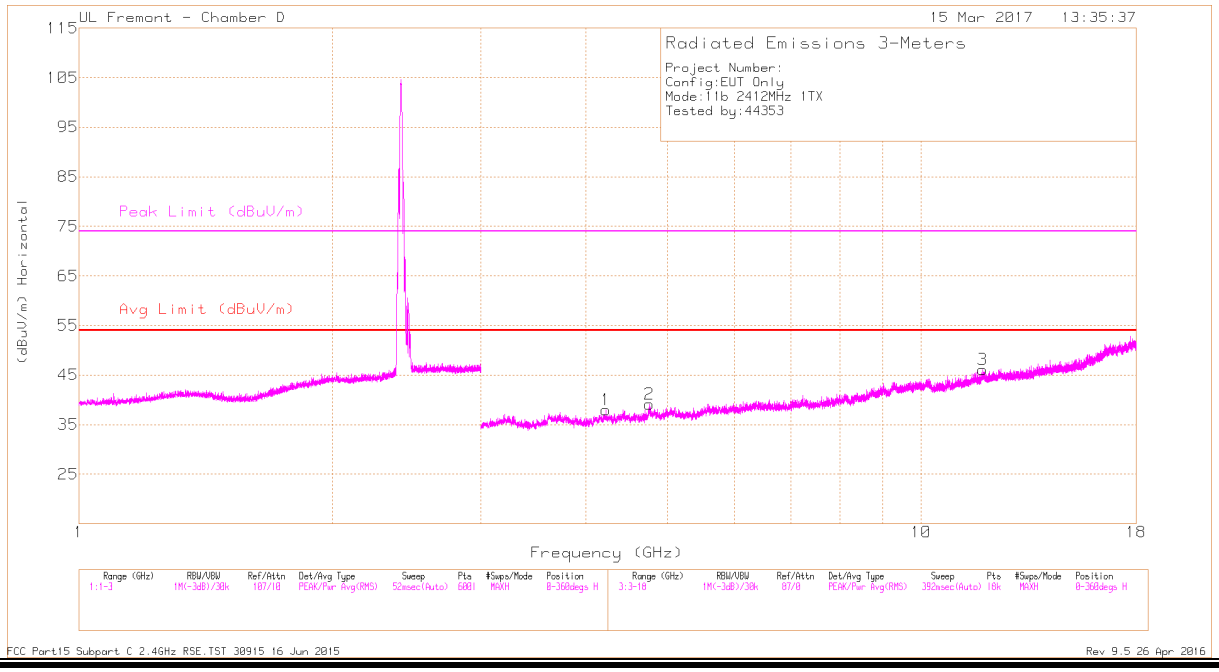

LOW CHANNEL VERTICAL

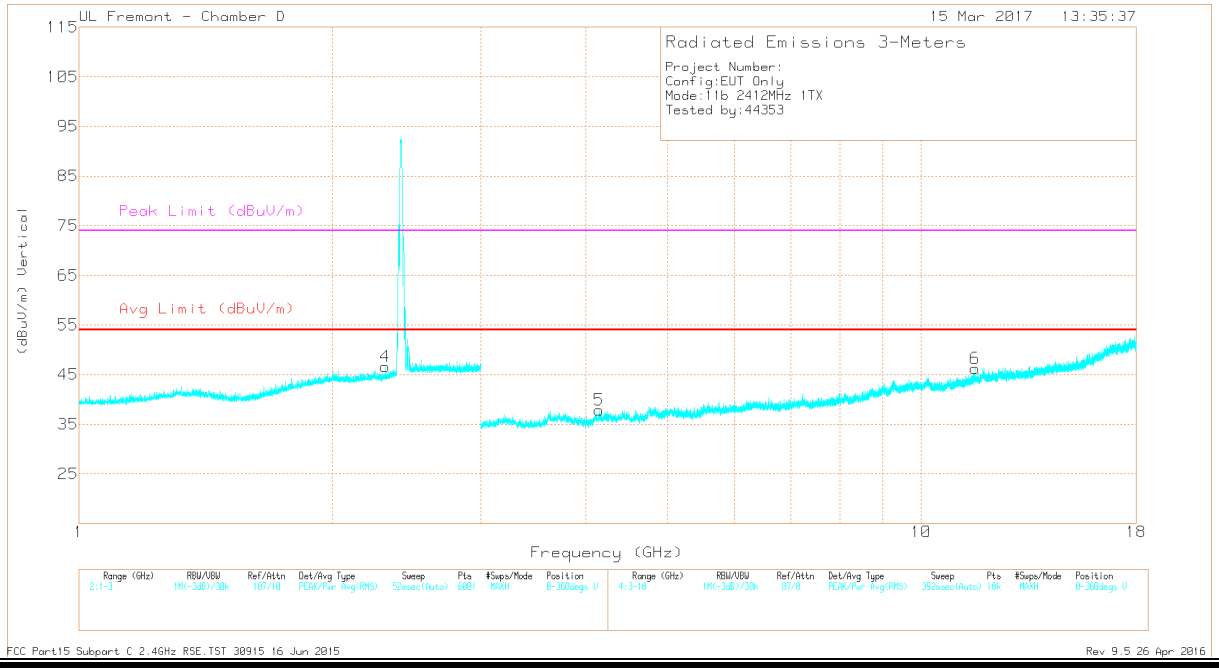

This report shall not be reproduced except in full, without the written approval of UL Verification Services Inc.

DATA

Marker	Frequency (GHz)	Meter Reading (dBuV)	Det	AF T862 (dB/m)	Amp/Cbl /Fltr/Pad (dB)	Corrected Reading (dBuV/m)	Avg Limit (dBuV/m)	Margin (dB)	Peak Limit (dBuV/m)	PK Margin (dB)	Azimuth (Degs)	Height (cm)	Polarity
4	* 2.371	43.07	PK2	31.9	-20.9	54.07	-	-	74	-19.93	54	160	V
	* 2.387	32.54	MAv1	32	-20.8	43.74	54	-10.26	-	-	54	160	V
1	* 4.224	37.98	PK2	33.5	-27.4	44.08	-	-	74	-29.92	217	198	H
	* 4.223	27.24	MAv1	33.5	-27.4	33.34	54	-20.66	-	-	217	198	H
2	* 4.757	38.32	PK2	34	-26.6	45.72	-	-	74	-28.28	183	266	H
	* 4.755	27.64	MAv1	34	-26.6	35.04	54	-18.96	-	-	183	266	H
3	* 11.823	34.05	PK2	38.8	-20.6	52.25	-	-	74	-21.75	311	137	H
	* 11.821	23.9	MAv1	38.8	-20.6	42.1	54	-11.9	-	-	311	137	H
5	* 4.147	37.99	PK2	33.5	-28	43.49	-	-	74	-30.51	190	206	V
	* 4.148	27.6	MAv1	33.5	-28	33.1	54	-20.9	-	-	190	206	V
6	* 11.592	33.41	PK2	38.5	-20.5	51.41	-	-	74	-22.59	104	151	V
	* 11.591	23.69	MAv1	38.5	-20.5	41.69	54	-12.31	-	-	104	151	V

* - indicates frequency in CFR47 Pt 15 / IC RSS-Restricted Band

PK2 - KDB558074 Method: Maximum Peak

MAv1 - KDB558074 Option 1 Maximum RMS Average

FCC Part15 Subpart C 2.4GHz RSE.TST 30915 16 Jun 2015
Rev 9.5 26 Apr 2016

UL VERIFICATION SERVICES INC. FORM NO: CCSUP4701J
47173 BENICIA STREET, FREMONT, CA 94538, USA TEL: (510) 771-1000 FAX: (510) 661-0888
This report shall not be reproduced except in full, without the written approval of UL Verification Services Inc.

HARMONICS AND SPURIOUS EMISSIONS MID CHANNEL, CH 6)

MID CHANNEL HORIZONTAL

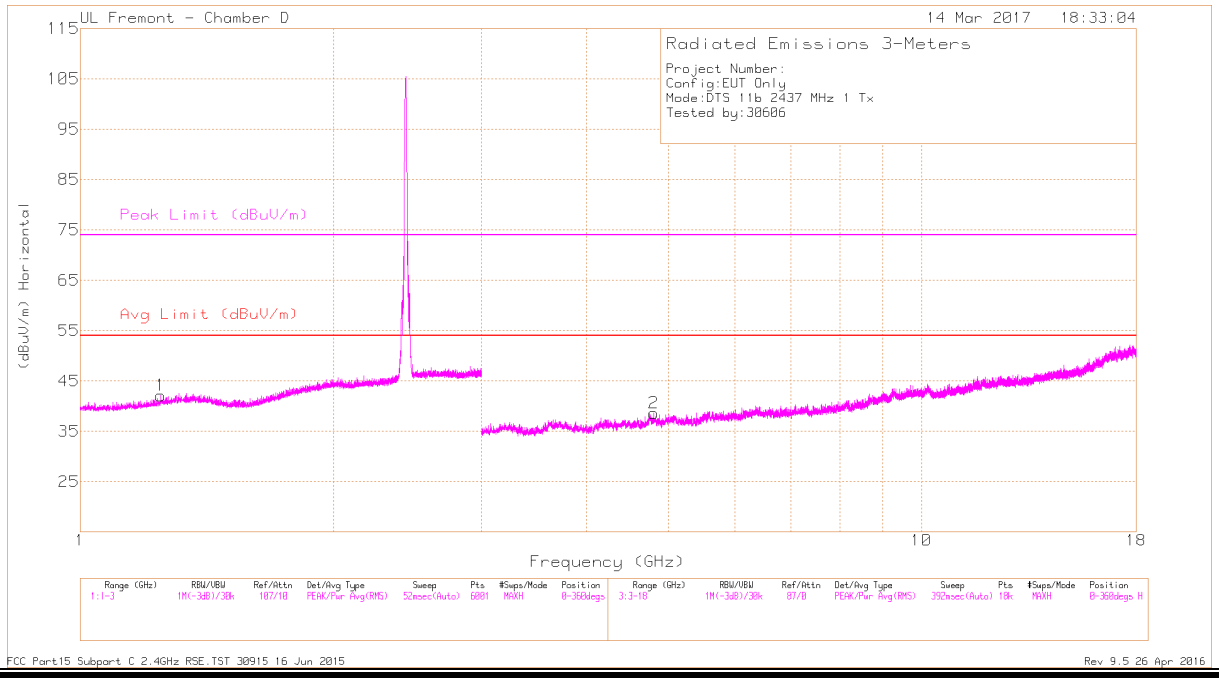

MID CHANNEL VERTICAL

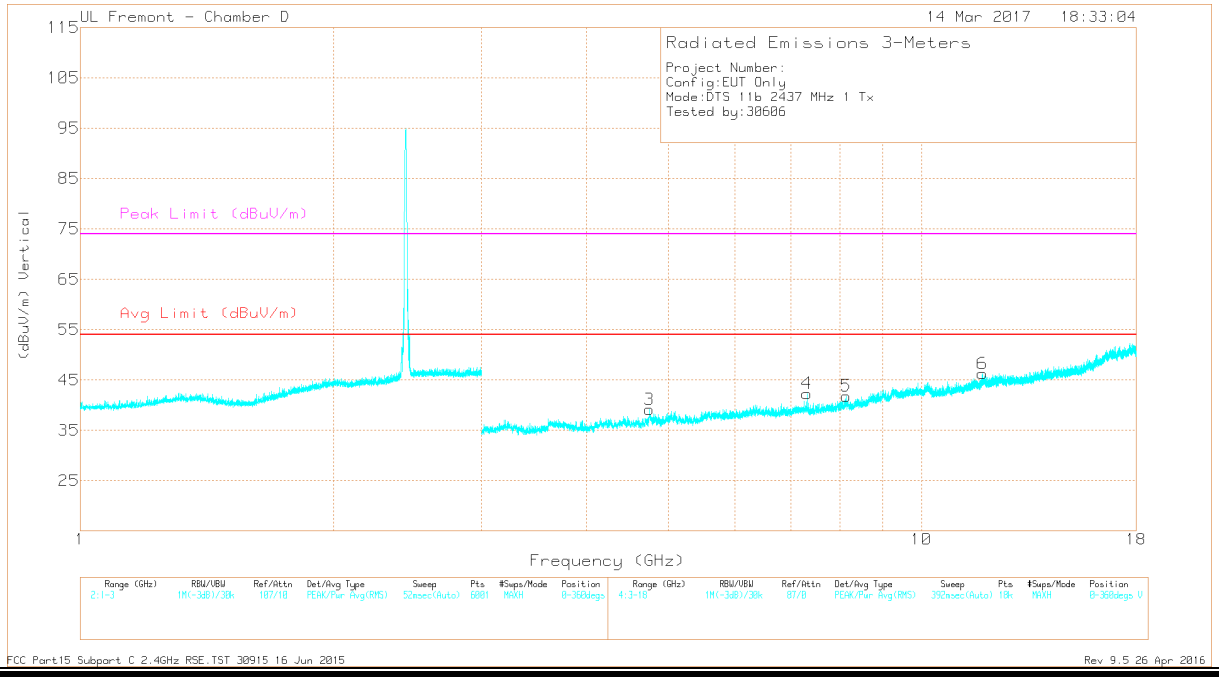

This report shall not be reproduced except in full, without the written approval of UL Verification Services Inc.

DATA

Marker	Frequency (GHz)	Meter Reading (dBuV)	Det	AF T862 (dB/m)	Amp/Cbl /Fltr/Pad (dB)	Corrected Reading (dBuV/m)	Avg Limit (dBuV/m)	Margin (dB)	Peak Limit (dBuV/m)	PK Margin (dB)	Azimuth (Degs)	Height (cm)	Polarity
1	* 1.248	41.43	PK2	28.9	-22.3	48.03	-		74	-25.97	315	201	H
	* 1.247	30.44	MAv1	28.9	-22.3	37.04	54	-16.96	-	-	315	201	H
2	* 4.809	37.12	PK2	34.1	-26.8	44.42			74	-29.58	181	201	H
	* 4.809	26.71	MAv1	34.1	-26.8	34.01	54	-19.99	-	-	181	201	H
3	* 4.748	37.6	PK2	34	-26.5	45.1			74	-28.9	136	159	V
	* 4.749	26.88	MAv1	34	-26.5	34.38	54	-19.62	-	-	136	159	V
4	* 7.311	37.21	PK2	35.7	-25.2	47.71			74	-26.29	45	201	V
	* 7.312	27.74	MAv1	35.7	-25.2	38.24	54	-16.76	-	-	45	201	V
5	* 8.136	34.34	PK2	35.9	-22.6	47.64			74	-26.36	125	102	V
	* 8.137	23.86	MAv1	35.9	-22.7	37.06	54	-16.94	-	-	125	102	V
6	* 11.816	34.7	PK2	38.7	-20.8	52.6			74	-21.4	155	215	V
	* 11.819	23.19	MAv1	38.8	-20.7	41.29	54	-12.71	-	-	155	215	V

* - indicates frequency in CFR47 Pt 15 / IC RSS-Restricted Band

PK2 - KDB558074 Method: Maximum Peak

MAv1 - KDB558074 Option 1 Maximum RMS Average

FCC Part15 Subpart C 2.4GHz RSE.TST 30915 16 Jun 2015
Rev 9.5 26 Apr 2016

This report shall not be reproduced except in full, without the written approval of UL Verification Services Inc.

HARMONICS AND SPURIOUS EMISSIONS HIGH CHANNEL, CH 13)

HIGH CHANNEL HORIZONTAL

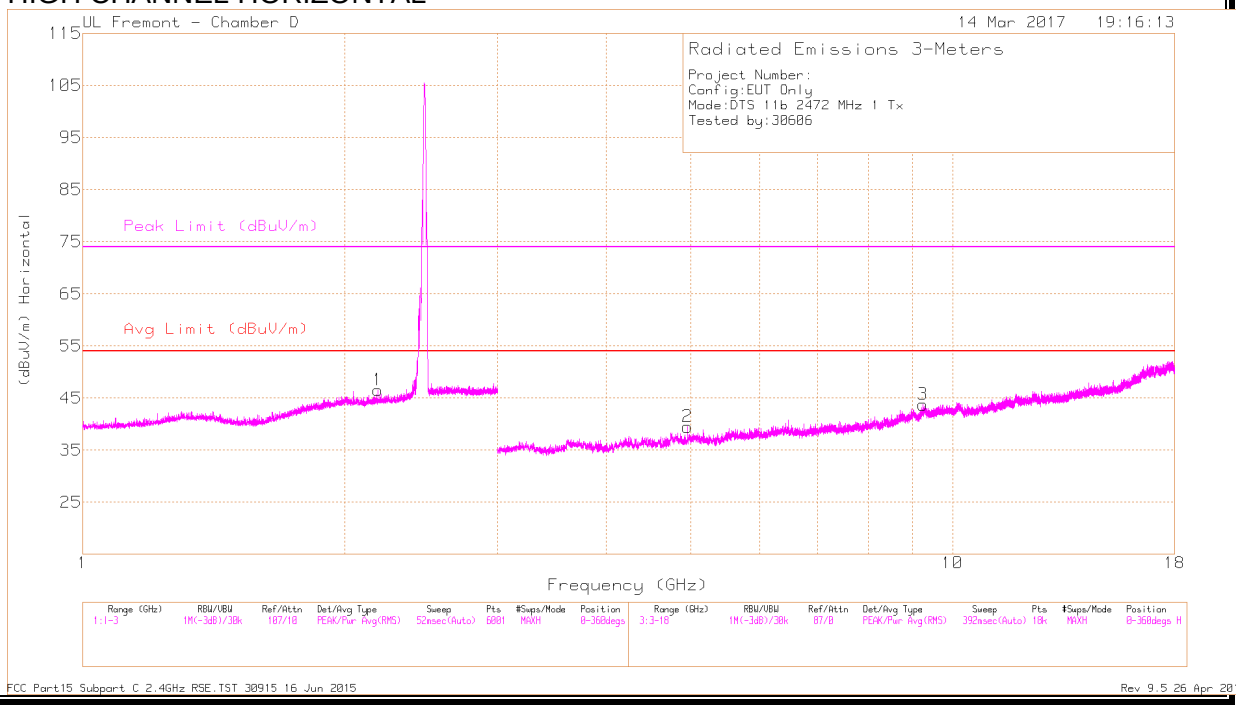

HIGH CHANNEL VERTICAL

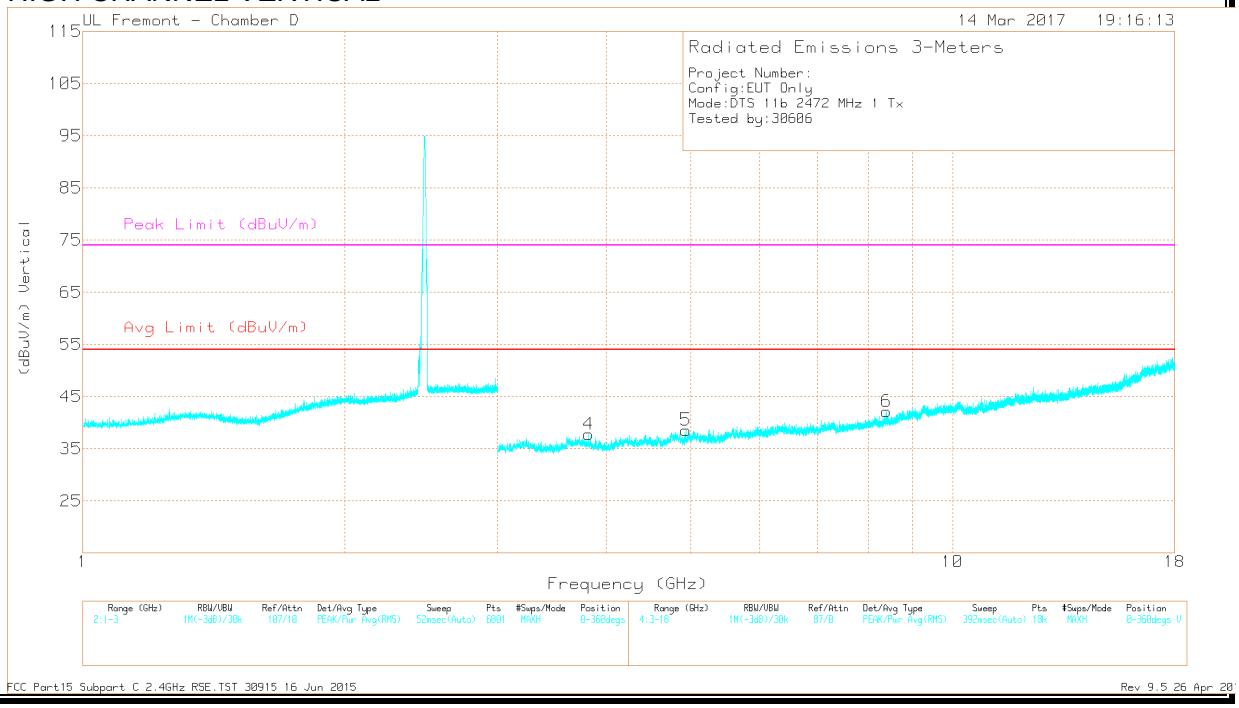

This report shall not be reproduced except in full, without the written approval of UL Verification Services Inc.

DATA

Marker	Frequency (GHz)	Meter Reading (dBuV)	Det	AF T862 (dB/m)	Amp/Cbl/ Fltr/Pad (dB)	Corrected Reading (dBuV/m)	Avg Limit (dBuV/m)	Margin (dB)	Peak Limit (dBuV/m)	PK Margin (dB)	Azimuth (Degs)	Height (cm)	Polarity
2	* 4.958	37.34	PK2	34.2	-27.5	44.04			74	-29.96	80	103	H
	* 4.957	26.55	MAv1	34.2	-27.5	33.25	54	-20.75	-	-	80	103	H
4	* 3.818	38.23	PK2	33.2	-28.5	42.93			74	-31.07	319	315	V
	* 3.818	27.48	MAv1	33.2	-28.5	32.18	54	-21.82	-	-	319	315	V
5	* 4.937	37.78	PK2	34.2	-28.1	43.88			74	-30.12	59	142	V
	* 4.938	26.99	MAv1	34.2	-28.1	33.09	54	-21.91	-	-	59	142	V
6	* 8.391	34.13	PK2	36	-23.1	47.03			74	-26.97	171	271	V
	* 8.392	24.24	MAv1	36	-23.1	37.14	54	-16.84	-	-	171	271	V
	2.186	41.87	PK2	31.4	-21	52.27			-	-	93	200	H
1	2.183	30.3	MAv1	31.4	-21	40.7	54	-13.30	-	-	93	200	H
3	9.239	33.62	PK2	36.9	-20.4	50.12			-	-	146	103	H
	9.24	22.83	MAv1	36.9	-20.3	39.43	54	-14.57	-	-	146	103	H

* - indicates frequency in CFR47 Pt 15 / IC RSS-Restricted Band

PK2 - KDB558074 Method: Maximum Peak

MAv1 - KDB558074 Option 1 Maximum RMS Average

FCC Part15 Subpart C 2.4GHz RSE.TST 30915 16 Jun 2015
Rev 9.5 26 Apr 2016

UL VERIFICATION SERVICES INC. FORM NO: CCSUP4701J
47173 BENICIA STREET, FREMONT, CA 94538, USA TEL: (510) 771-1000 FAX: (510) 661-0888
This report shall not be reproduced except in full, without the written approval of UL Verification Services Inc.

9.2.2. 11b LAT 3 SISO MODE IN THE 2.4GHz BAND

AUTHORIZED BANDEDGE (LOW CHANNEL, CH 1)

LOW CHANNEL HORIZONTAL

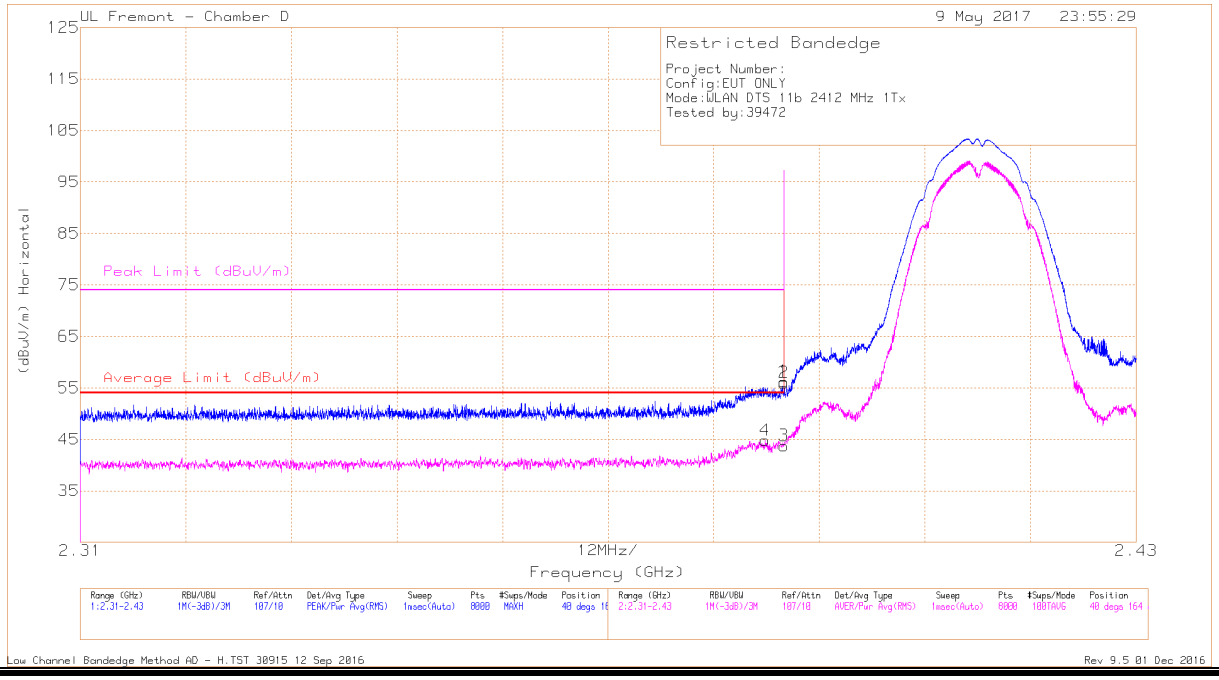

Marker	Frequency (GHz)	Meter Reading (dBuV)	Det	AF T862 (dB/m)	Amp/Cbl/Fltr/Pad (dB)	Corrected Reading (dBuV/m)	Average Limit (dBuV/m)	Margin (dB)	Peak Limit (dBuV/m)	PK Margin (dB)	Azimuth (Degs)	Height (cm)	Polarity
1	* 2.39	44.93	Pk	32	-20.7	56.23	-	-	74	-17.77	40	164	H
2	* 2.39	44.72	Pk	32	-20.7	56.02	-	-	74	-17.98	40	164	H
3	* 2.39	32.48	RMS	32	-20.7	43.78	54	-10.22	-	-	40	164	H
4	* 2.388	33.6	RMS	32	-20.8	44.8	54	-9.2	-	-	40	164	H

* - indicates frequency in CFR47 Pt 15 / IC RSS-Restricted Band
Pk - Peak detector
RMS - RMS detection
Low Channel Bandedge Method AD - H.TST 30915 12 Sep 2016
Rev 9.5 01 Dec 2016

This report shall not be reproduced except in full, without the written approval of UL Verification Services Inc.

LOW CHANNEL VERTICAL

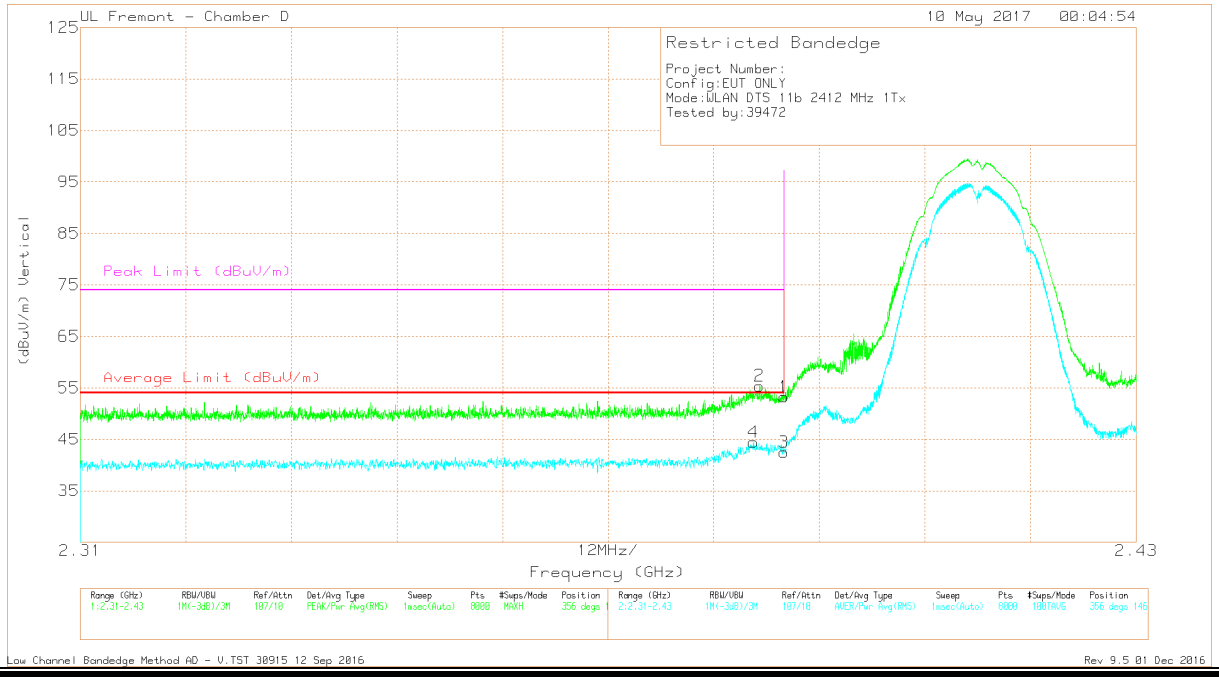

Marker	Frequency (GHz)	Meter Reading (dBuV)	Det	AF T862 (dB/m)	Amp/Cbl/Fltr/Pad (dB)	Corrected Reading (dBuV/m)	Average Limit (dBuV/m)	Margin (dB)	Peak Limit (dBuV/m)	PK Margin (dB)	Azimuth (Degs)	Height (cm)	Polarity
1	* 2.39	41.94	Pk	32	-20.7	53.24	-	-	74	-20.76	356	146	V
2	* 2.387	44.18	Pk	32	-20.8	55.38	-	-	74	-18.62	356	146	V
3	* 2.39	31.2	RMS	32	-20.7	42.5	54	-11.5	-	-	356	146	V
4	* 2.387	33.26	RMS	32	-20.8	44.46	54	-9.54	-	-	356	146	V

* - indicates frequency in CFR47 Pt 15 / IC RSS-Restricted Band
Pk - Peak detector
RMS - RMS detection
Low Channel Bandedge Method AD - V.TST 30915 12 Sep 2016
Rev 9.5 01 Dec 2016

This report shall not be reproduced except in full, without the written approval of UL Verification Services Inc.

AUTHORIZED BANDEDGE (HIGH CHANNEL, CH 11)

HIGH CHANNEL HORIZONTAL

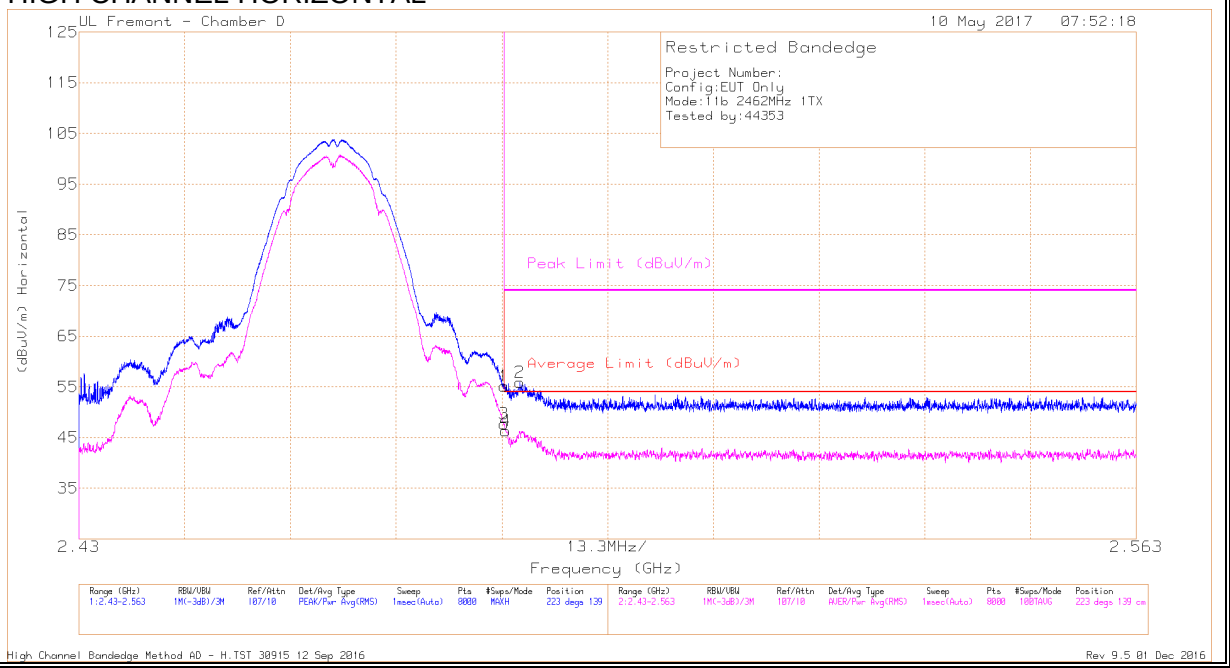

Marker	Frequency (GHz)	Meter Reading (dBuV)	Det	AF T120 (dB/m)	Amp/Cbl/Fltr/Pad (dB)	Corrected Reading (dBuV/m)	Average Limit (dBuV/m)	Margin (dB)	Peak Limit (dBuV/m)	PK Margin (dB)	Azimuth (Degs)	Height (cm)	Polarity
1	* 2.484	43.4	Pk	32.5	-20.8	55.1	-	-	74	-18.9	223	139	H
2	* 2.485	44.16	Pk	32.5	-20.8	55.86	-	-	74	-18.14	223	139	H
3	* 2.484	35.98	RMS	32.5	-20.8	47.68	54	-6.32	-	-	223	139	H
4	* 2.484	34.67	RMS	32.5	-20.8	46.37	54	-7.63	-	-	223	139	H

* - indicates frequency in CFR47 Pt 15 / IC RSS-Restricted Band
Pk - Peak detector
RMS - RMS detection
High Channel Bandedge Method AD - H.TST 30915 12 Sep 2016
Rev 9.5 01 Dec 2016

This report shall not be reproduced except in full, without the written approval of UL Verification Services Inc.

HIGH CHANNEL VERTICAL

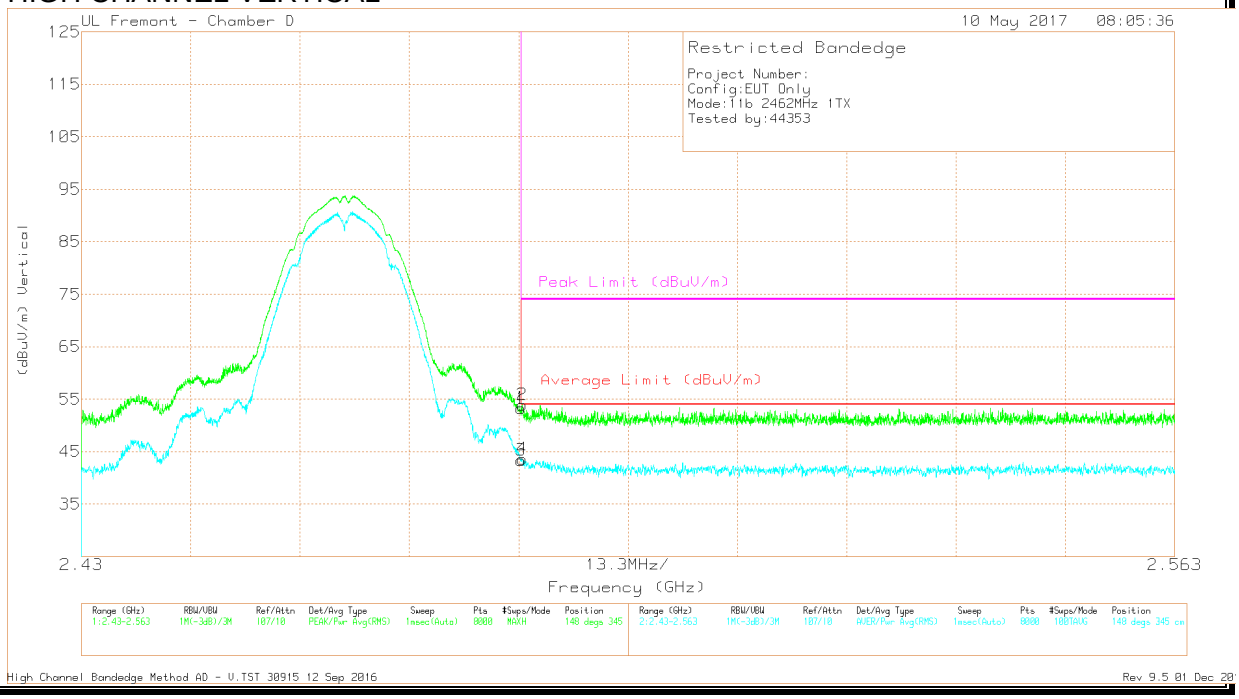

Marker	Frequency (GHz)	Meter Reading (dBuV)	Det	AF T120 (dB/m)	Amp/Cbl/Fltr/Pad (dB)	Corrected Reading (dBuV/m)	Average Limit (dBuV/m)	Margin (dB)	Peak Limit (dBuV/m)	PK Margin (dB)	Azimuth (Degs)	Height (cm)	Polarity
1	* 2.484	41.56	Pk	32.5	-20.8	53.26	-	-	74	-20.74	148	345	V
2	* 2.484	42.24	Pk	32.5	-20.8	53.94	-	-	74	-20.06	148	345	V
3	* 2.484	31.67	RMS	32.5	-20.8	43.37	54	-10.63	-	-	148	345	V
4	* 2.484	31.9	RMS	32.5	-20.8	43.6	54	-10.4	-	-	148	345	V

* - indicates frequency in CFR47 Pt 15 / IC RSS-Restricted Band
Pk - Peak detector
RMS - RMS detection
High Channel Bandedge Method AD - V.TST 30915 12 Sep 2016
Rev 9.5 01 Dec 2016

This report shall not be reproduced except in full, without the written approval of UL Verification Services Inc.

AUTHORIZED BANDEDGE (HIGH CHANNEL, CH 12)

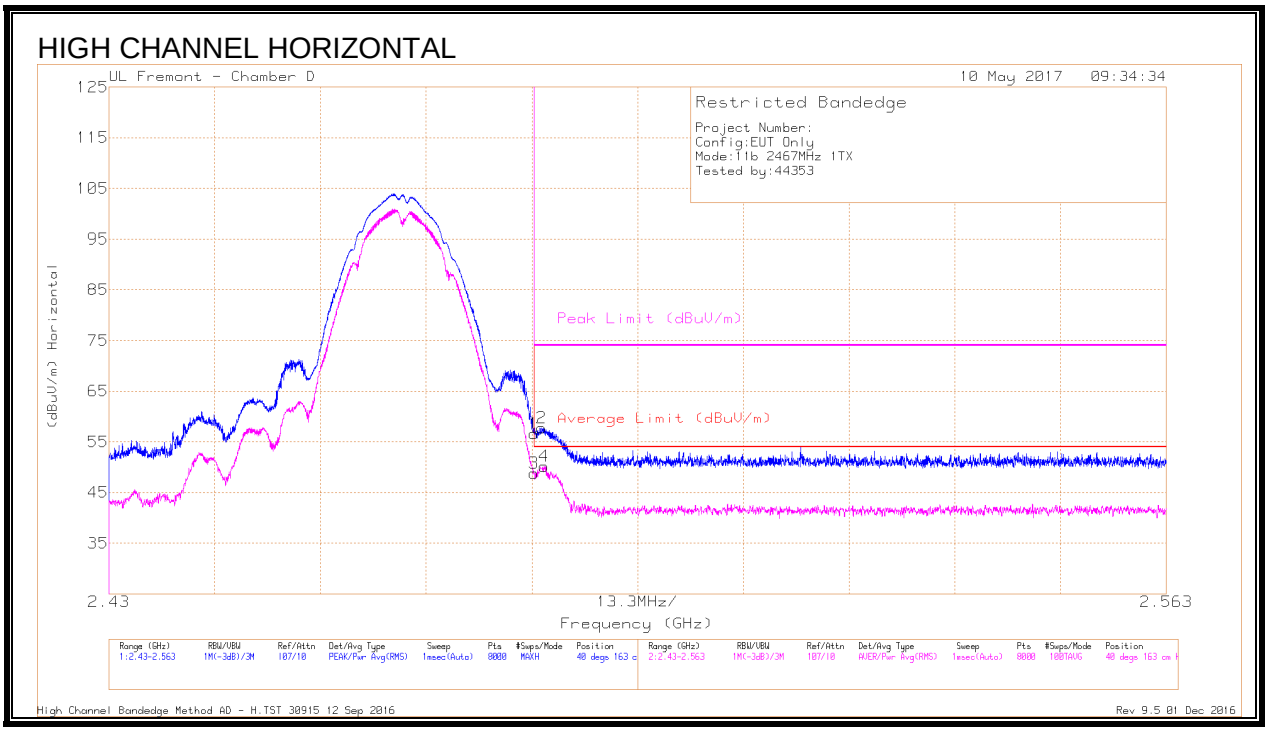

Marker	Frequency (GHz)	Meter Reading (dBuV)	Det	AF T120 (dB/m)	Amp/Cbl/Fltr/Pad (dB)	Corrected Reading (dBuV/m)	Average Limit (dBuV/m)	Margin (dB)	Peak Limit (dBuV/m)	PK Margin (dB)	Azimuth (Degs)	Height (cm)	Polarity
1	* 2.484	44.88	Pk	32.5	-20.8	56.58	-	-	74	-17.42	40	163	H
2	* 2.484	46.01	Pk	32.5	-20.8	57.71	-	-	74	-16.29	40	163	H
3	* 2.484	37.05	RMS	32.5	-20.8	48.75	54	-5.25	-	-	40	163	H
4	* 2.485	38.45	RMS	32.5	-20.8	50.15	54	-3.85	-	-	40	163	H

* - indicates frequency in CFR47 Pt 15 / IC RSS-Restricted Band
Pk - Peak detector
RMS - RMS detection
High Channel Bandedge Method AD - H.TST 30915 12 Sep 2016
Rev 9.5 01 Dec 2016

This report shall not be reproduced except in full, without the written approval of UL Verification Services Inc.

HIGH CHANNEL VERTICAL

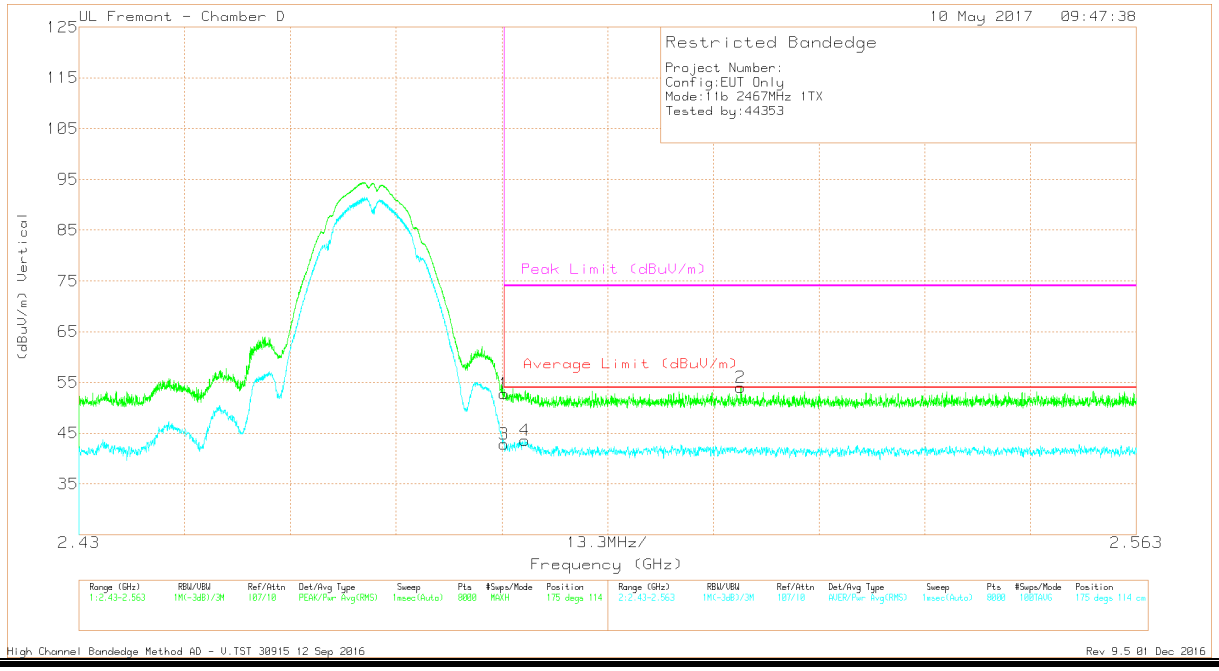

Marker	Frequency (GHz)	Meter Reading (dBuV)	Det	AF T120 (dB/m)	Amp/Cbl/Fltr/Pad (dB)	Corrected Reading (dBuV/m)	Average Limit (dBuV/m)	Margin (dB)	Peak Limit (dBuV/m)	PK Margin (dB)	Azimuth (Degs)	Height (cm)	Polarity
1	* 2.484	41.08	Pk	32.5	-20.8	52.78	-	-	74	-21.22	175	114	V
3	* 2.484	31.18	RMS	32.5	-20.8	42.88	54	-11.12	-	-	175	114	V
4	* 2.486	31.82	RMS	32.6	-20.8	43.62	54	-10.38	-	-	175	114	V
2	2.513	42.06	Pk	32.6	-20.6	54.06	-	-	74	-19.94	175	114	V

* - indicates frequency in CFR47 Pt 15 / IC RSS-Restricted Band
Pk - Peak detector
RMS - RMS detection
High Channel Bandedge Method AD - V.TST 30915 12 Sep 2016
Rev 9.5 01 Dec 2016

This report shall not be reproduced except in full, without the written approval of UL Verification Services Inc.

AUTHORIZED BANDEDGE (HIGH CHANNEL, CH 13)

HIGH CHANNEL HORIZONTAL

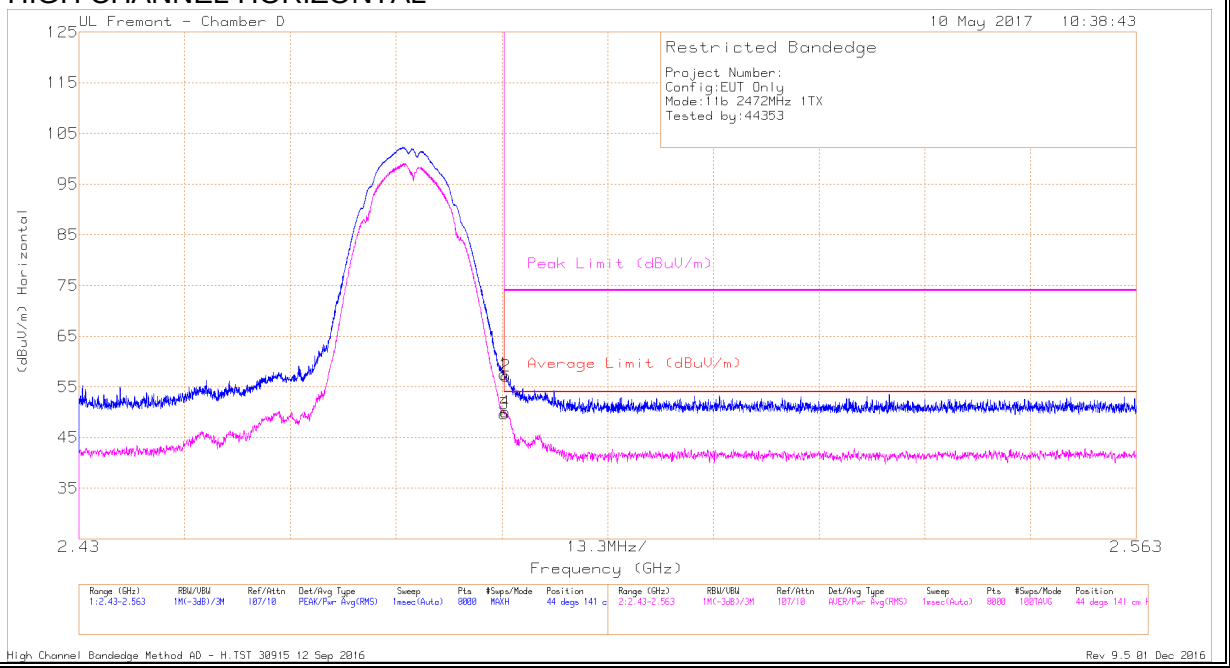

Marker	Frequency (GHz)	Meter Reading (dBuV)	Det	AF T120 (dB/m)	Amp/Cbl/Fltr/Pad (dB)	Corrected Reading (dBuV/m)	Average Limit (dBuV/m)	Margin (dB)	Peak Limit (dBuV/m)	PK Margin (dB)	Azimuth (Degs)	Height (cm)	Polarity
1	* 2.484	45.8	Pk	32.5	-20.8	57.5	-	-	74	-16.5	44	141	H
2	* 2.484	45.44	Pk	32.5	-20.8	57.14	-	-	74	-16.86	44	141	H
3	* 2.484	37.98	RMS	32.5	-20.8	49.68	54	-4.32	-	-	44	141	H
4	* 2.484	38.32	RMS	32.5	-20.8	50.02	54	-3.98	-	-	44	141	H

* - indicates frequency in CFR47 Pt 15 / IC RSS-Restricted Band
Pk - Peak detector
RMS - RMS detection
High Channel Bandedge Method AD - H.TST 30915 12 Sep 2016
Rev 9.5 01 Dec 2016

This report shall not be reproduced except in full, without the written approval of UL Verification Services Inc.

HIGH CHANNEL VERTICAL

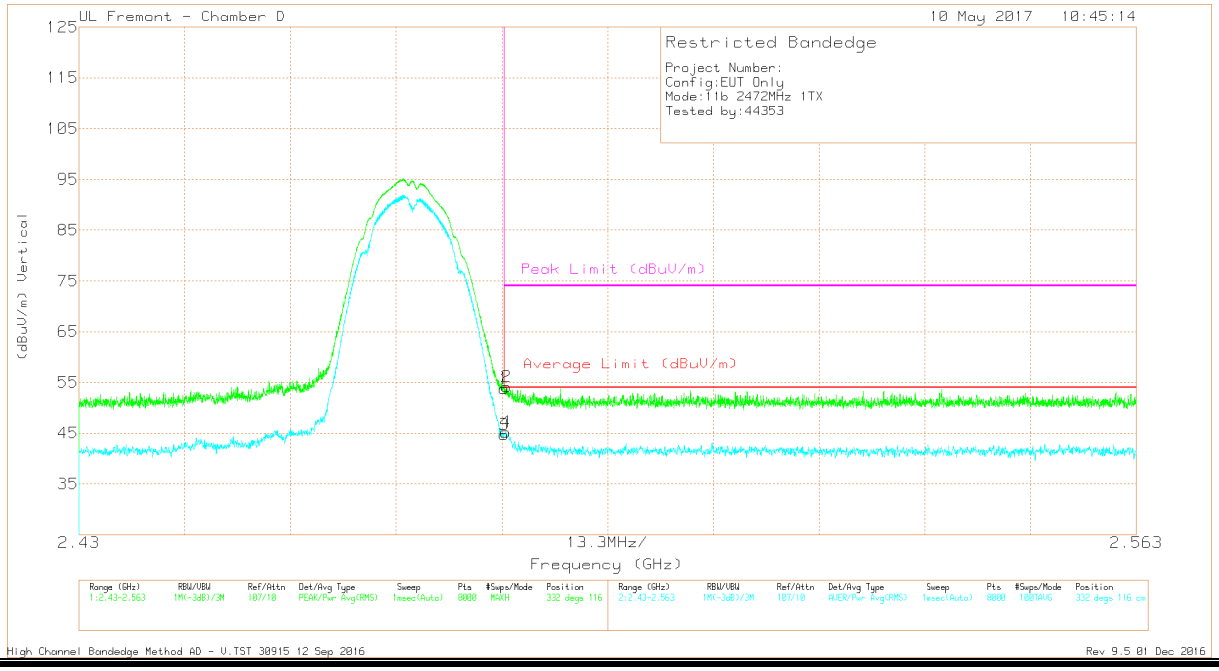

Marker	Frequency (GHz)	Meter Reading (dBuV)	Det	AF T120 (dB/m)	Amp/Cbl/Fltr/Pad (dB)	Corrected Reading (dBuV/m)	Average Limit (dBuV/m)	Margin (dB)	Peak Limit (dBuV/m)	PK Margin (dB)	Azimuth (Degs)	Height (cm)	Polarity
1	* 2.484	42.07	Pk	32.5	-20.8	53.77	-	-	74	-20.23	332	116	V
2	* 2.484	42.44	Pk	32.5	-20.8	54.14	-	-	74	-19.86	332	116	V
3	* 2.484	33.06	RMS	32.5	-20.8	44.76	54	-9.24	-	-	332	116	V
4	* 2.484	33.54	RMS	32.5	-20.8	45.24	54	-8.76	-	-	332	116	V

* - indicates frequency in CFR47 Pt 15 / IC RSS-Restricted Band
Pk - Peak detector
RMS - RMS detection
High Channel Bandedge Method AD - V.TST 30915 12 Sep 2016
Rev 9.5 01 Dec 2016

This report shall not be reproduced except in full, without the written approval of UL Verification Services Inc.

HARMONICS AND SPURIOUS EMISSIONS LOW CHANNEL, CH 1)

LOW CHANNEL HORIZONTAL

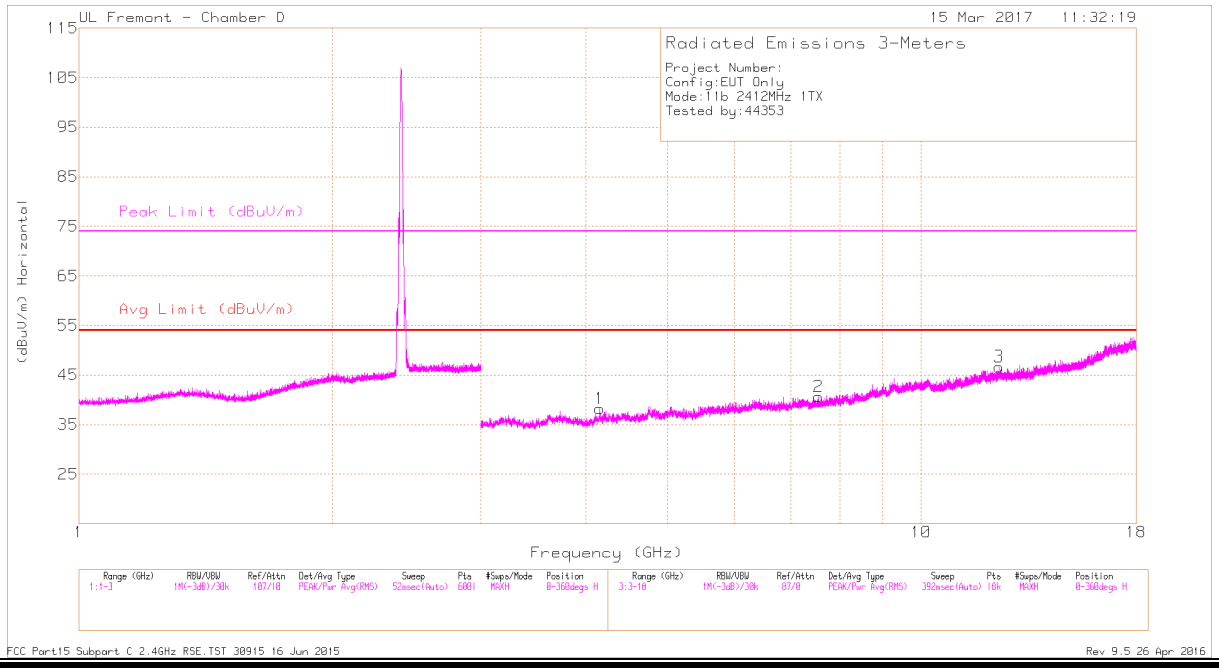

LOW CHANNEL VERTICAL

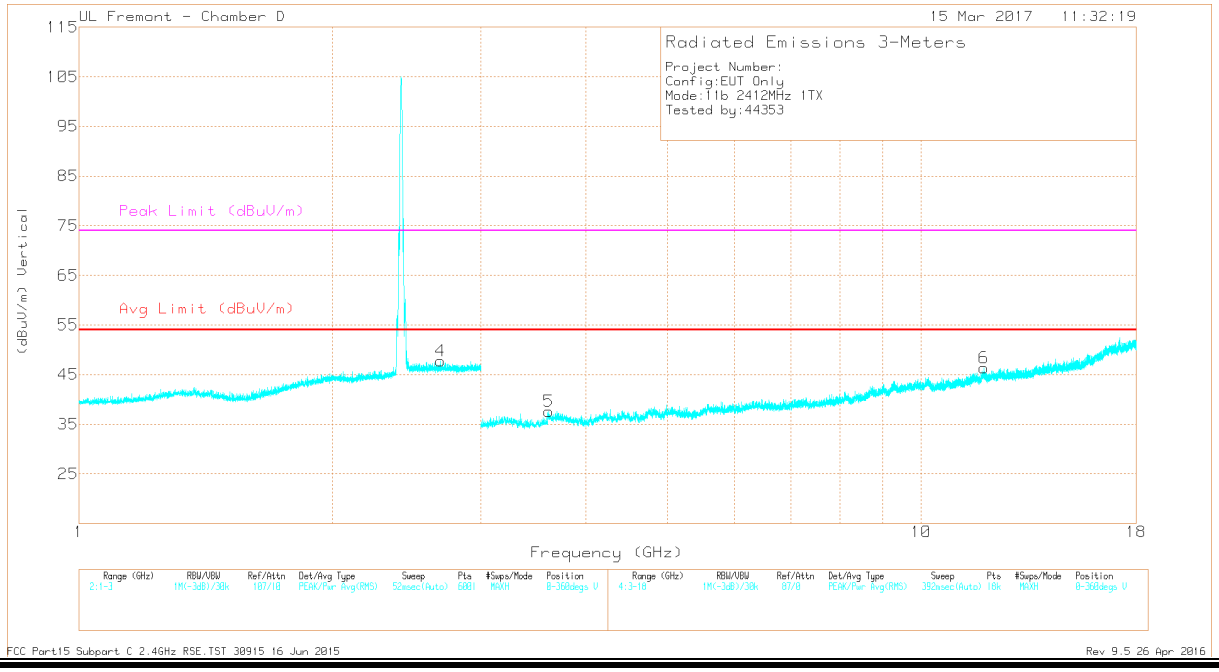

This report shall not be reproduced except in full, without the written approval of UL Verification Services Inc.

DATA

Marker	Frequency (GHz)	Meter Reading (dBuV)	Det	AF T862 (dB/m)	Amp/Cbl /Fltr/Pad (dB)	Corrected Reading (dBuV/m)	Avg Limit (dBuV/m)	Margin (dB)	Peak Limit (dBuV/m)	PK Margin (dB)	Azimuth (Degs)	Height (cm)	Polarity
4	* 2.687	41.97	PK2	32.6	-20.6	53.97	-	-	74	-20.03	212	201	V
	* 2.687	30.99	MAv1	32.6	-20.6	42.99	54	-11.01	-	-	212	201	V
1	* 4.15	38.07	PK2	33.5	-28	43.57	-	-	74	-30.43	156	124	H
	* 4.149	27.93	MAv1	33.5	-28	33.43	54	-20.57	-	-	156	124	H
2	* 7.551	35.83	PK2	35.7	-25	46.53	-	-	74	-27.47	88	273	H
	* 7.551	25.61	MAv1	35.7	-25	36.31	54	-17.69	-	-	88	273	H
3	* 12.368	34.66	PK2	39	-20.6	53.06	-	-	74	-20.94	330	144	H
	* 12.369	24.19	MAv1	39	-20.6	42.59	54	-11.41	-	-	330	144	H
5	* 3.614	37.86	PK2	33.2	-28.3	42.76	-	-	74	-31.24	255	302	V
	* 3.611	28.06	MAv1	33.2	-28.4	32.86	54	-21.14	-	-	255	302	V
6	* 11.865	33.86	PK2	38.8	-20.5	52.16	-	-	74	-21.84	187	161	V
	* 11.864	23.94	MAv1	38.8	-20.5	42.24	54	-11.76	-	-	187	161	V

* - indicates frequency in CFR47 Pt 15 / IC RSS-Restricted Band

PK2 - KDB558074 Method: Maximum Peak

MAv1 - KDB558074 Option 1 Maximum RMS Average

FCC Part15 Subpart C 2.4GHz RSE.TST 30915 16 Jun 2015
Rev 9.5 26 Apr 2016

UL VERIFICATION SERVICES INC. FORM NO: CCSUP4701J
47173 BENICIA STREET, FREMONT, CA 94538, USA TEL: (510) 771-1000 FAX: (510) 661-0888
This report shall not be reproduced except in full, without the written approval of UL Verification Services Inc.

HARMONICS AND SPURIOUS EMISSIONS MID CHANNEL, CH 6)

MID CHANNEL HORIZONTAL

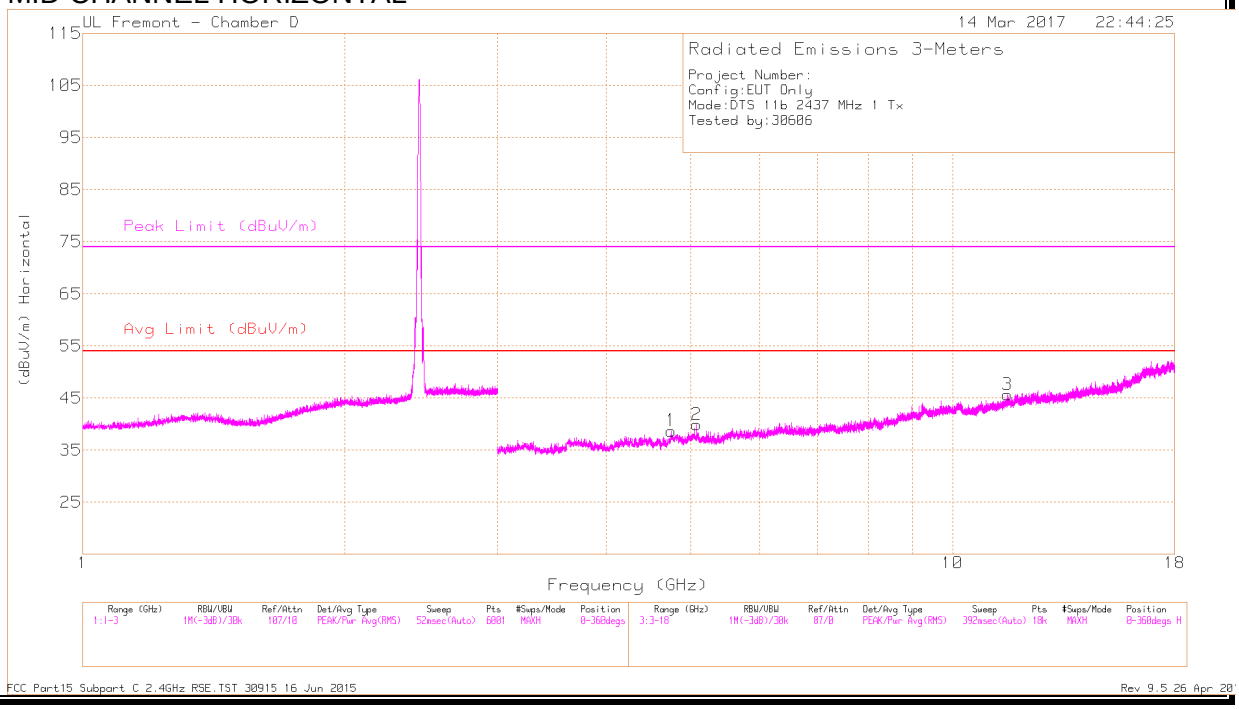

MID CHANNEL VERTICAL

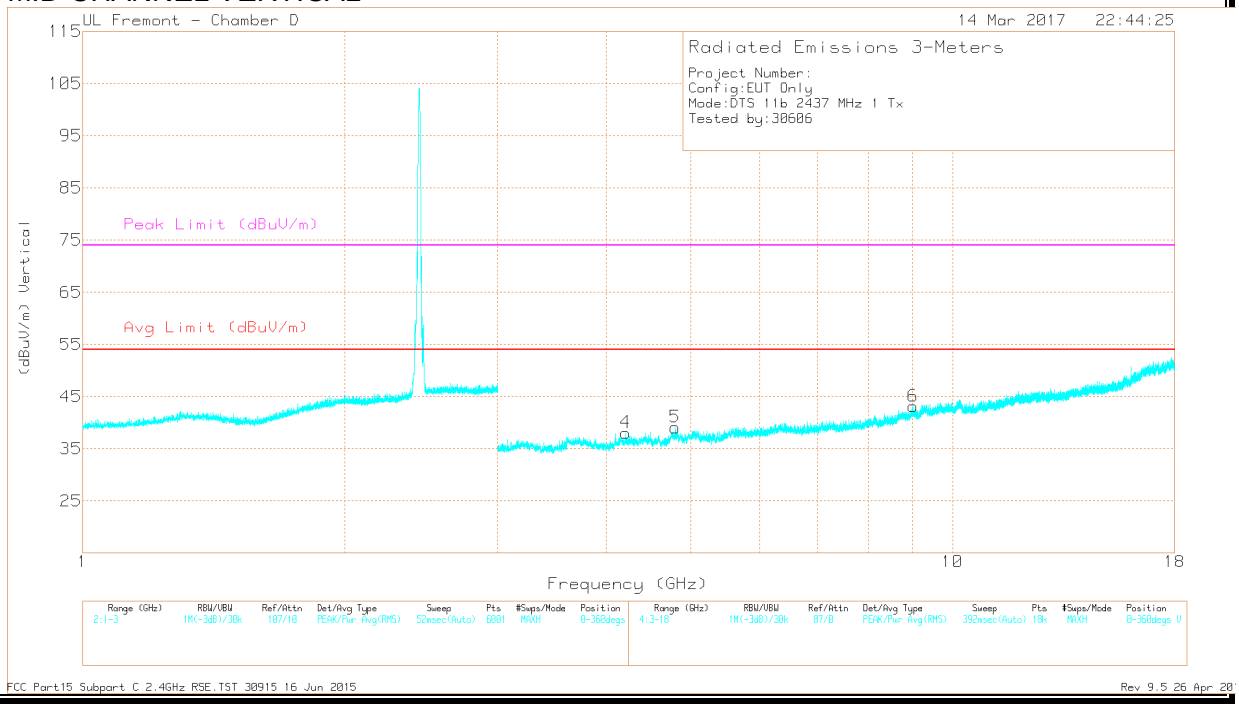

This report shall not be reproduced except in full, without the written approval of UL Verification Services Inc.

DATA

Marker	Frequency (GHz)	Meter Reading (dBuV)	Det	AF T862 (dB/m)	Amp/Cbl/ Fltr/Pad (dB)	Corrected Reading (dBuV/m)	Avg Limit (dBuV/m)	Margin (dB)	Peak Limit (dBuV/m)	PK Margin (dB)	Azimuth (Degs)	Height (cm)	Polarity
1	* 4.75	37.27	PK2	34	-26.5	44.77			74	-29.23	5	299	H
	* 4.75	26.83	MAv1	34	-26.5	34.33	54	-19.67	-	-	5	299	H
2	* 5.079	37.37	PK2	34.3	-26.9	44.77			74	-29.23	86	183	H
	* 5.079	26.44	MAv1	34.3	-26.8	33.94	54	-20.06	-	-	86	183	H
3	* 11.559	34.39	PK2	38.4	-20.8	51.99			74	-22.01	174	223	H
	* 11.558	23.08	MAv1	38.4	-20.8	40.68	54	-13.32	-	-	174	223	H
4	* 4.214	37.2	PK2	33.5	-27.5	43.20			74	-30.8	244	354	V
	* 4.214	26.74	MAv1	33.5	-27.5	32.74	54	-21.26	-	-	244	354	V
5	* 4.8	36.7	PK2	34	-26.7	44.00			74	-30	330	267	V
	* 4.801	26.28	MAv1	34	-26.7	33.58	54	-20.42	-	-	330	267	V
6	* 9.006	34.58	PK2	36.7	-21.5	49.78			74	-24.22	340	400	V
	* 9.006	23.53	MAv1	36.7	-21.5	38.73	54	-15.27	-	-	340	400	V

* - indicates frequency in CFR47 Pt 15 / IC RSS-Restricted Band

PK2 - KDB558074 Method: Maximum Peak

MAv1 - KDB558074 Option 1 Maximum RMS Average

FCC Part15 Subpart C 2.4GHz RSE.TST 30915 16 Jun 2015
Rev 9.5 26 Apr 2016

UL VERIFICATION SERVICES INC. FORM NO: CCSUP4701J
47173 BENICIA STREET, FREMONT, CA 94538, USA TEL: (510) 771-1000 FAX: (510) 661-0888
This report shall not be reproduced except in full, without the written approval of UL Verification Services Inc.

HARMONICS AND SPURIOUS EMISSIONS HIGH CHANNEL, CH 13)

HIGH CHANNEL HORIZONTAL

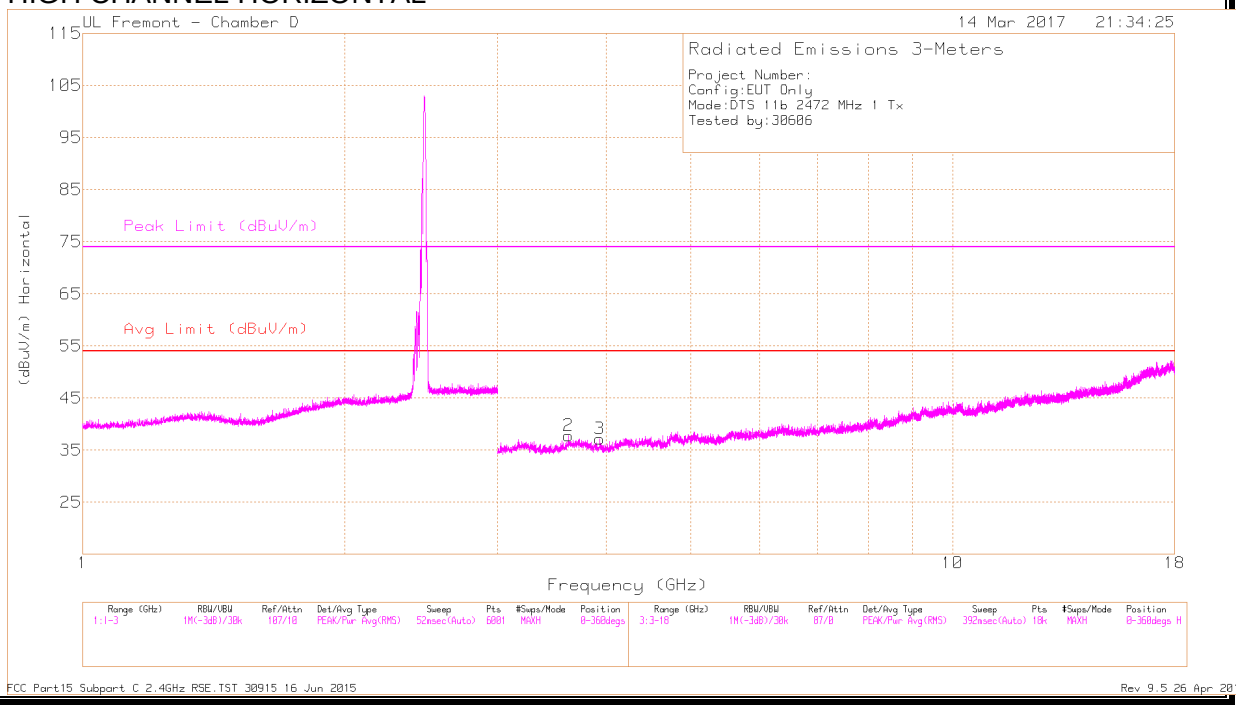

HIGH CHANNEL VERTICAL

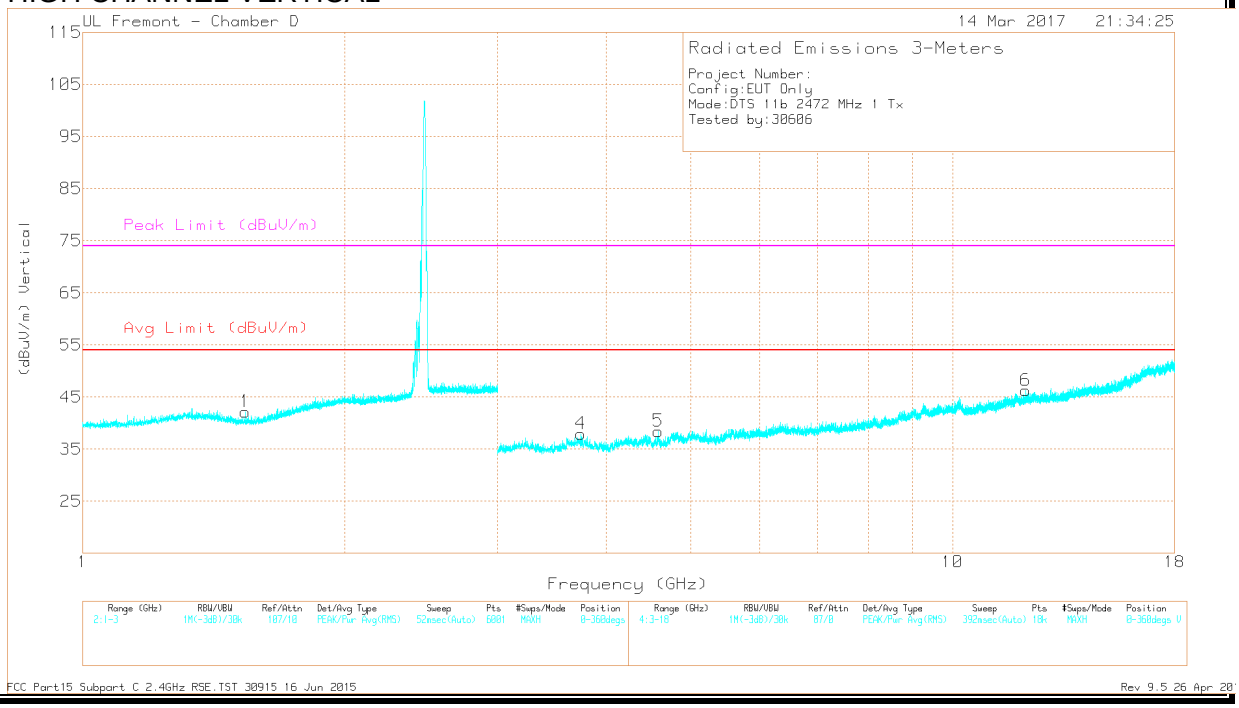

This report shall not be reproduced except in full, without the written approval of UL Verification Services Inc.

DATA

Radiated Emissions

Marker	Frequency (GHz)	Meter Reading (dBuV)	Det	AF T862 (dB/m)	Amp/Cbl/ Fltr/Pad (dB)	Corrected Reading (dBuV/m)	Avg Limit (dBuV/m)	Margin (dB)	Peak Limit (dBuV/m)	PK Margin (dB)	Azimuth (Degs)	Height (cm)	Polarity
1	* 1.537	41.55	PK2	28.2	-21.9	47.85			74	-26.15	61	280	V
	* 1.538	30.47	MAv1	28.2	-21.9	36.77	54	-17.23	-	-	61	280	V
2	* 3.618	38.89	PK2	33.2	-28.4	43.69			74	-30.31	360	252	H
	* 3.619	27.41	MAv1	33.2	-28.5	32.11	54	-21.89	-	-	360	252	H
3	* 3.93	38.02	PK2	33.2	-28.1	43.12			74	-30.88	251	270	H
	* 3.93	27.18	MAv1	33.2	-28.1	32.28	54	-21.72	-	-	251	270	H
4	* 3.739	37.26	PK2	33.2	-28.6	41.86			74	-32.14	104	169	V
	* 3.74	27.34	MAv1	33.2	-28.6	31.94	54	-22.06	-	-	104	169	V
5	* 4.585	37.93	PK2	34	-28.1	43.83			74	-30.17	131	382	V
	* 4.588	27.2	MAv1	34	-28.1	33.10	54	-20..90	-	-	131	382	V
6	* 12.135	33.7	PK2	39	-20.9	51.80			74	-22.2	8	213	V
	* 12.136	23.09	MAv1	39	-20.9	41.19	54	-12.81	-	-	8	213	V

* - indicates frequency in CFR47 Pt 15 / IC RSS-Restricted Band

PK2 - KDB558074 Method: Maximum Peak

MAv1 - KDB558074 Option 1 Maximum RMS Average

FCC Part15 Subpart C 2.4GHz RSE.TST 30915 16 Jun 2015
Rev 9.5 26 Apr 2016

UL VERIFICATION SERVICES INC. FORM NO: CCSUP4701J
47173 BENICIA STREET, FREMONT, CA 94538, USA TEL: (510) 771-1000 FAX: (510) 661-0888
This report shall not be reproduced except in full, without the written approval of UL Verification Services Inc.

9.2.3. 11n HT20 UAT 1 SISO MODE IN THE 2.4GHz BAND

AUTHORIZED BANDEDGE (LOW CHANNEL, CH 1)

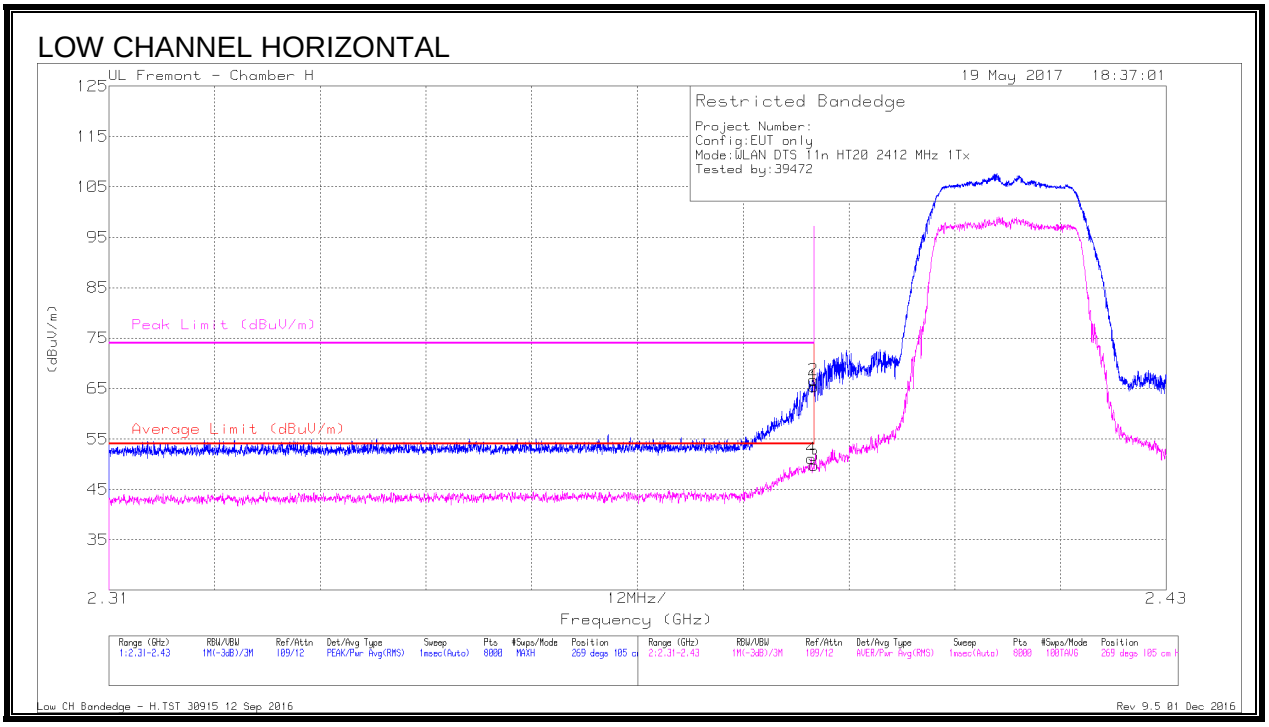

Marker	Frequency (GHz)	Meter Reading (dBuV)	Det	AF T344 (dB/m)	Amp/Cbl/Fltr/Pad (dB)	Corrected Reading (dBuV/m)	Average Limit (dBuV/m)	Margin (dB)	Peak Limit (dBuV/m)	PK Margin (dB)	Azimuth (Degs)	Height (cm)	Polarity
1	* 2.39	49.72	Pk	32.3	-16.6	65.42	-	-	74	-8.58	269	105	H
2	* 2.39	50.99	Pk	32.3	-16.6	66.69	-	-	74	-7.31	269	105	H
3	* 2.39	34.09	RMS	32.3	-16.6	49.79	54	-4.21	-	-	269	105	H
4	* 2.39	35.49	RMS	32.3	-16.6	51.19	54	-2.81	-	-	269	105	H

* - indicates frequency in CFR47 Pt 15 / IC RSS-Restricted Band
Pk - Peak detector
RMS - RMS detection
Low CH Bandedge - H.TST 30915 12 Sep 2016
Rev 9.5 01 Dec 2016

This report shall not be reproduced except in full, without the written approval of UL Verification Services Inc.

LOW CHANNEL VERTICAL

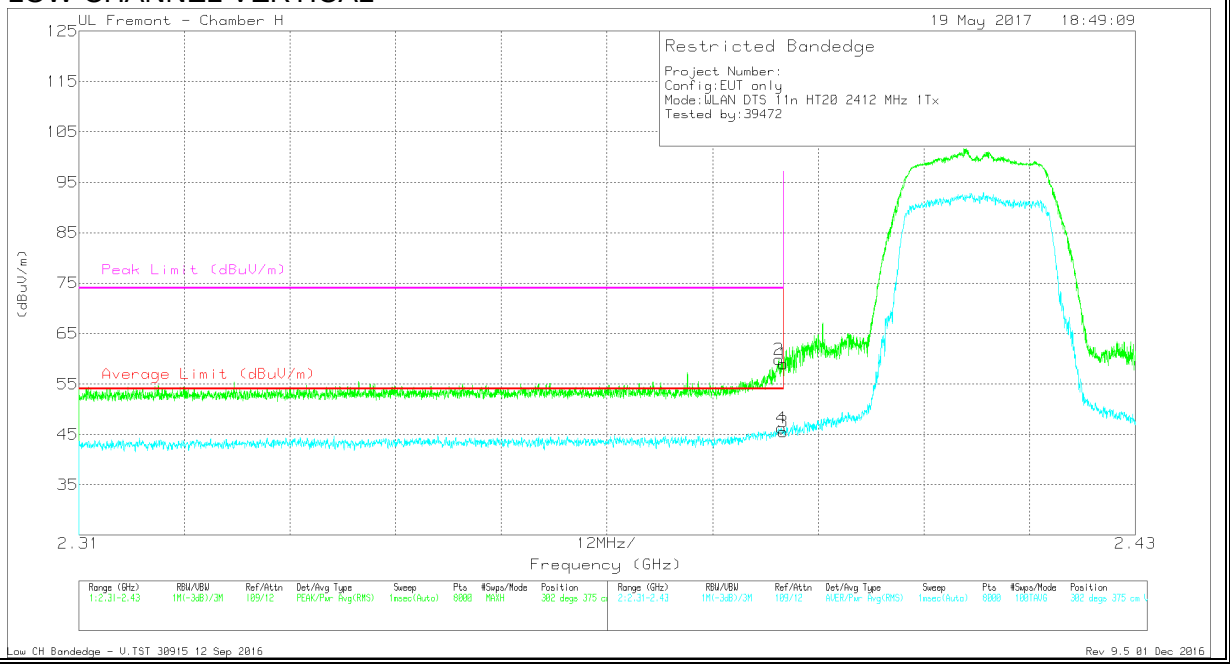

Marker	Frequency (GHz)	Meter Reading (dBuV)	Det	AF T344 (dB/m)	Amp/Cbl/Fltr/Pad (dB)	Corrected Reading (dBuV/m)	Average Limit (dBuV/m)	Margin (dB)	Peak Limit (dBuV/m)	PK Margin (dB)	Azimuth (Degs)	Height (cm)	Polarity
1	* 2.39	43.32	Pk	32.3	-16.6	59.02	-	-	74	-14.98	302	375	V
2	* 2.389	44.12	Pk	32.3	-16.6	59.82	-	-	74	-14.18	302	375	V
3	* 2.39	29.78	RMS	32.3	-16.6	45.48	54	-8.52	-	-	302	375	V
4	* 2.39	30.59	RMS	32.3	-16.6	46.29	54	-7.71	-	-	302	375	V

* - indicates frequency in CFR47 Pt 15 / IC RSS-Restricted Band
Pk - Peak detector
RMS - RMS detection
Low CH Bandedge - V.TST 30915 12 Sep 2016
Rev 9.5 01 Dec 2016

This report shall not be reproduced except in full, without the written approval of UL Verification Services Inc.

AUTHORIZED BANDEDGE (HIGH CHANNEL, CH 10)

HIGH CHANNEL HORIZONTAL

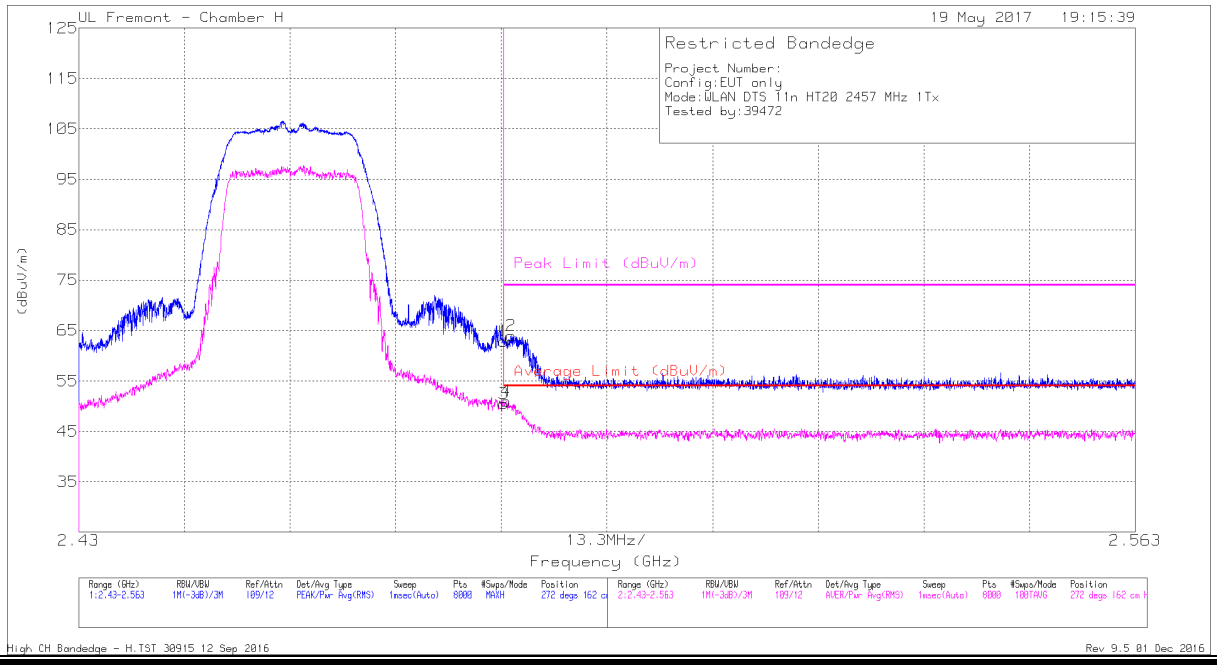

Marker	Frequency (GHz)	Meter Reading (dBuV)	Det	AF T344 (dB/m)	Amp/Cbl/Fltr/Pad (dB)	Corrected Reading (dBuV/m)	Average Limit (dBuV/m)	Margin (dB)	Peak Limit (dBuV/m)	PK Margin (dB)	Azimuth (Degs)	Height (cm)	Polarity
1	* 2.484	46.91	Pk	32.4	-16.4	62.91	-	-	74	-11.09	272	162	H
2	* 2.484	47.97	Pk	32.4	-16.4	63.97	-	-	74	-10.03	272	162	H
3	* 2.484	34.5	RMS	32.4	-16.4	50.5	54	-3.5	-	-	272	162	H
4	* 2.484	35	RMS	32.4	-16.4	51	54	-3	-	-	272	162	H

* - indicates frequency in CFR47 Pt 15 / IC RSS-Restricted Band
Pk - Peak detector
RMS - RMS detection
High CH Bandedge - H.TST 30915 12 Sep 2016
Rev 9.5 01 Dec 2016

This report shall not be reproduced except in full, without the written approval of UL Verification Services Inc.

HIGH CHANNEL VERTICAL

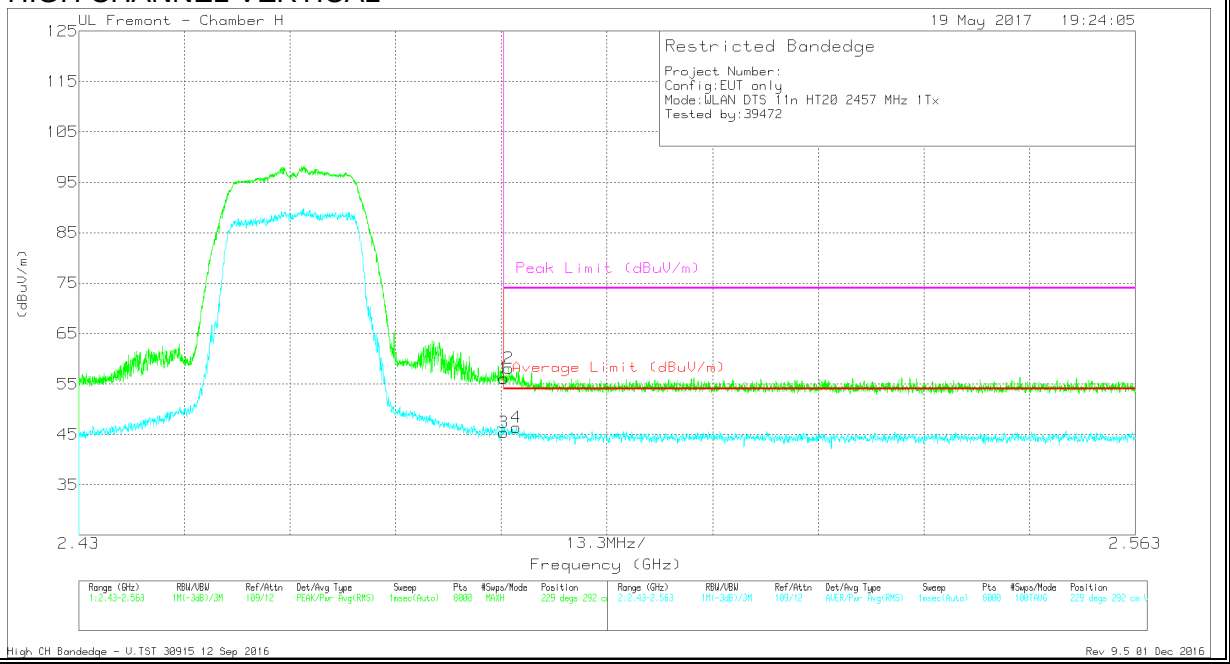

Marker	Frequency (GHz)	Meter Reading (dBuV)	Det	AF T344 (dB/m)	Amp/Cbl/Fltr/Pad (dB)	Corrected Reading (dBuV/m)	Average Limit (dBuV/m)	Margin (dB)	Peak Limit (dBuV/m)	PK Margin (dB)	Azimuth (Degs)	Height (cm)	Polarity
1	* 2.484	40.08	Pk	32.4	-16.4	56.08	-	-	74	-17.92	229	292	V
2	* 2.484	42.1	Pk	32.4	-16.4	58.1	-	-	74	-15.9	229	292	V
3	* 2.484	29.44	RMS	32.4	-16.4	45.44	54	-8.56	-	-	229	292	V
4	* 2.485	30.44	RMS	32.4	-16.4	46.44	54	-7.56	-	-	229	292	V

* - indicates frequency in CFR47 Pt 15 / IC RSS-Restricted Band
Pk - Peak detector
RMS - RMS detection
High CH Bandedge - V.TST 30915 12 Sep 2016
Rev 9.5 01 Dec 2016

This report shall not be reproduced except in full, without the written approval of UL Verification Services Inc.

AUTHORIZED BANDEDGE (HIGH CHANNEL, CH 11)

HIGH CHANNEL HORIZONTAL

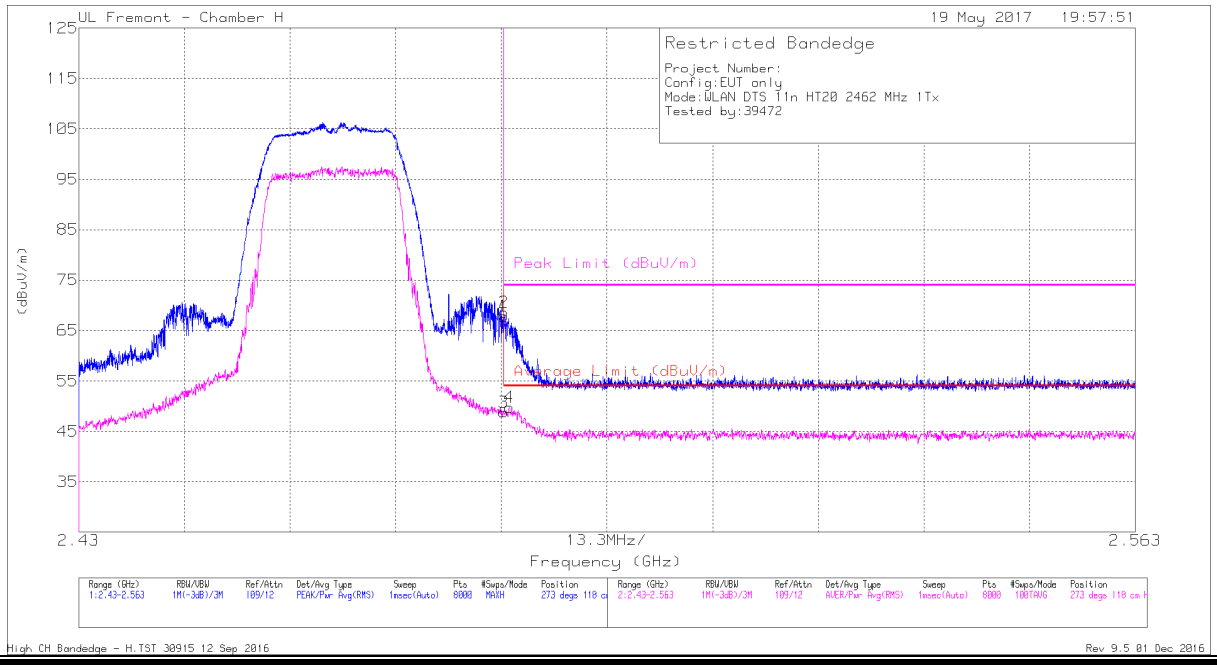

Marker	Frequency (GHz)	Meter Reading (dBuV)	Det	AF T344 (dB/m)	Amp/Cbl/Fltr/Pad (dB)	Corrected Reading (dBuV/m)	Average Limit (dBuV/m)	Margin (dB)	Peak Limit (dBuV/m)	PK Margin (dB)	Azimuth (Degs)	Height (cm)	Polarity
1	* 2.484	51.84	Pk	32.4	-16.4	67.84	-	-	74	-6.16	273	118	H
2	* 2.484	52.62	Pk	32.4	-16.4	68.62	-	-	74	-5.38	273	118	H
3	* 2.484	32.83	RMS	32.4	-16.4	48.83	54	-5.17	-	-	273	118	H
4	* 2.484	33.74	RMS	32.4	-16.4	49.74	54	-4.26	-	-	273	118	H

* - indicates frequency in CFR47 Pt 15 / IC RSS-Restricted Band
Pk - Peak detector
RMS - RMS detection
High CH Bandedge - H.TST 30915 12 Sep 2016
Rev 9.5 01 Dec 2016

This report shall not be reproduced except in full, without the written approval of UL Verification Services Inc.

HIGH CHANNEL VERTICAL

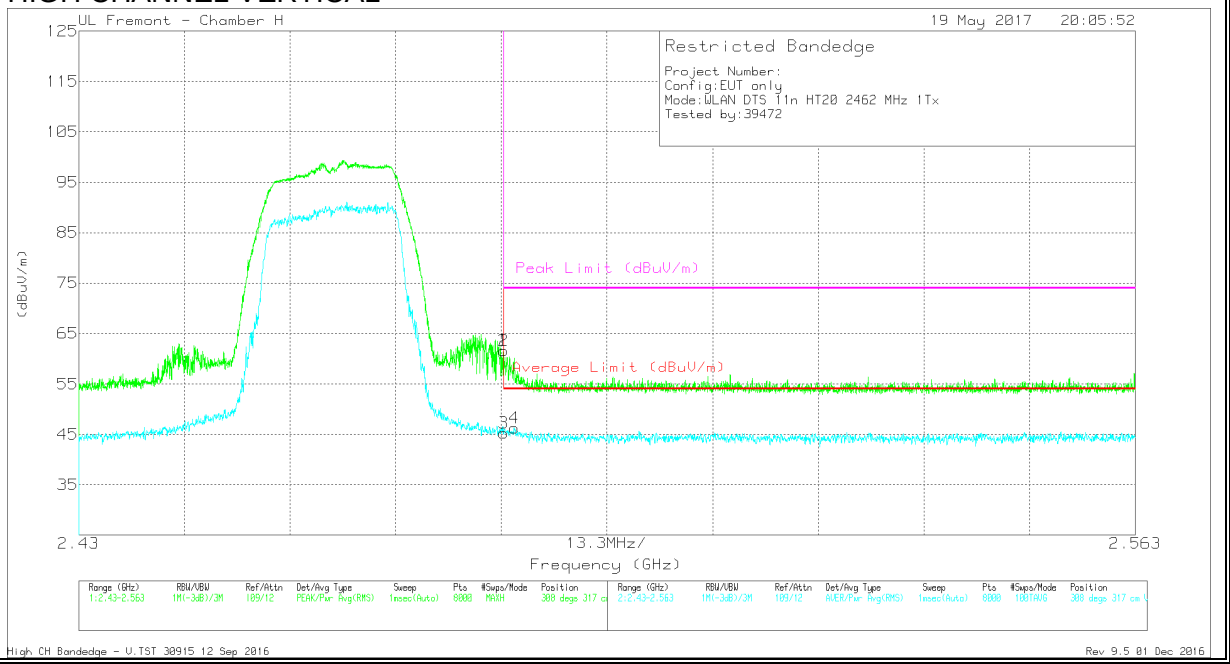

Marker	Frequency (GHz)	Meter Reading (dBuV)	Det	AF T344 (dB/m)	Amp/Cbl/Fltr/Pad (dB)	Corrected Reading (dBuV/m)	Average Limit (dBuV/m)	Margin (dB)	Peak Limit (dBuV/m)	PK Margin (dB)	Azimuth (Degs)	Height (cm)	Polarity
1	* 2.484	45.57	Pk	32.4	-16.4	61.57	-	-	74	-12.43	308	317	V
2	* 2.484	45.59	Pk	32.4	-16.4	61.59	-	-	74	-12.41	308	317	V
3	* 2.484	29.32	RMS	32.4	-16.4	45.32	54	-8.68	-	-	308	317	V
4	* 2.485	30.31	RMS	32.4	-16.4	46.31	54	-7.69	-	-	308	317	V

* - indicates frequency in CFR47 Pt 15 / IC RSS-Restricted Band
Pk - Peak detector
RMS - RMS detection
High CH Bandedge - V.TST 30915 12 Sep 2016
Rev 9.5 01 Dec 2016

This report shall not be reproduced except in full, without the written approval of UL Verification Services Inc.

AUTHORIZED BANDEDGE (HIGH CHANNEL, CH 12)

HIGH CHANNEL HORIZONTAL

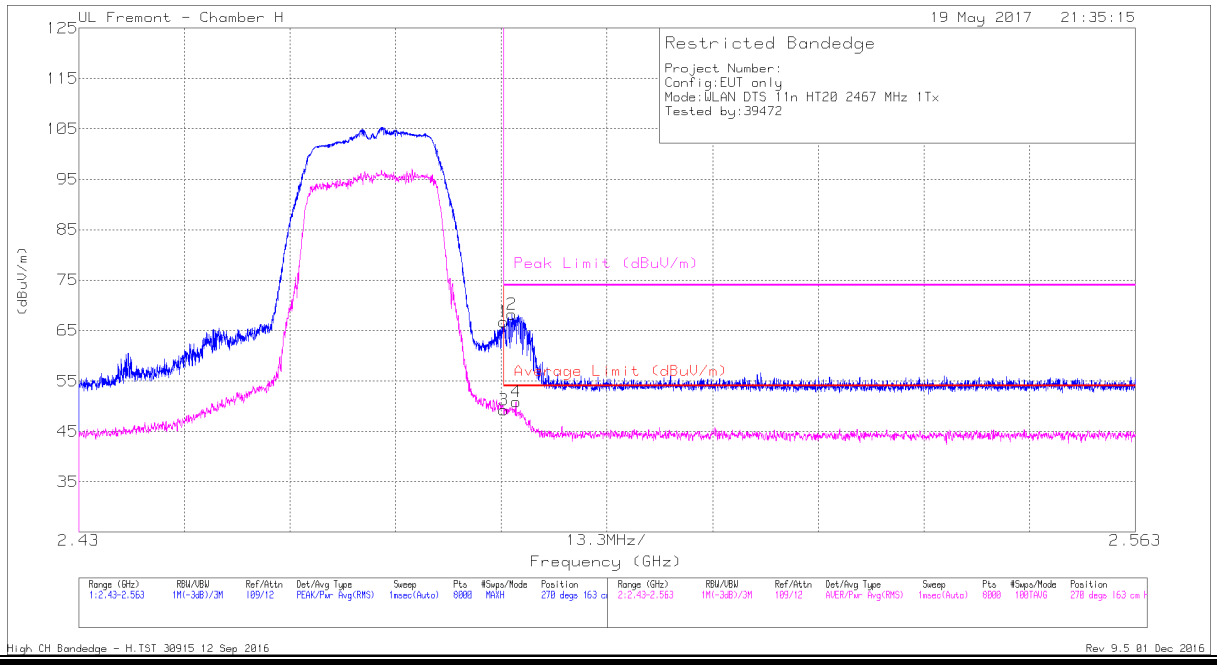

Marker	Frequency (GHz)	Meter Reading (dBuV)	Det	AF T344 (dB/m)	Amp/Cbl/Fltr/Pad (dB)	Corrected Reading (dBuV/m)	Average Limit (dBuV/m)	Margin (dB)	Peak Limit (dBuV/m)	PK Margin (dB)	Azimuth (Degs)	Height (cm)	Polarity
1	* 2.484	50.74	Pk	32.4	-16.4	66.74	-	-	74	-7.26	270	163	H
2	* 2.485	52.24	Pk	32.4	-16.4	68.24	-	-	74	-5.76	270	163	H
3	* 2.484	33.25	RMS	32.4	-16.4	49.25	54	-4.75	-	-	270	163	H
4	* 2.485	34.93	RMS	32.4	-16.4	50.93	54	-3.07	-	-	270	163	H

* - indicates frequency in CFR47 Pt 15 / IC RSS-Restricted Band
Pk - Peak detector
RMS - RMS detection
High CH Bandedge - H.TST 30915 12 Sep 2016
Rev 9.5 01 Dec 2016

This report shall not be reproduced except in full, without the written approval of UL Verification Services Inc.

HIGH CHANNEL VERTICAL

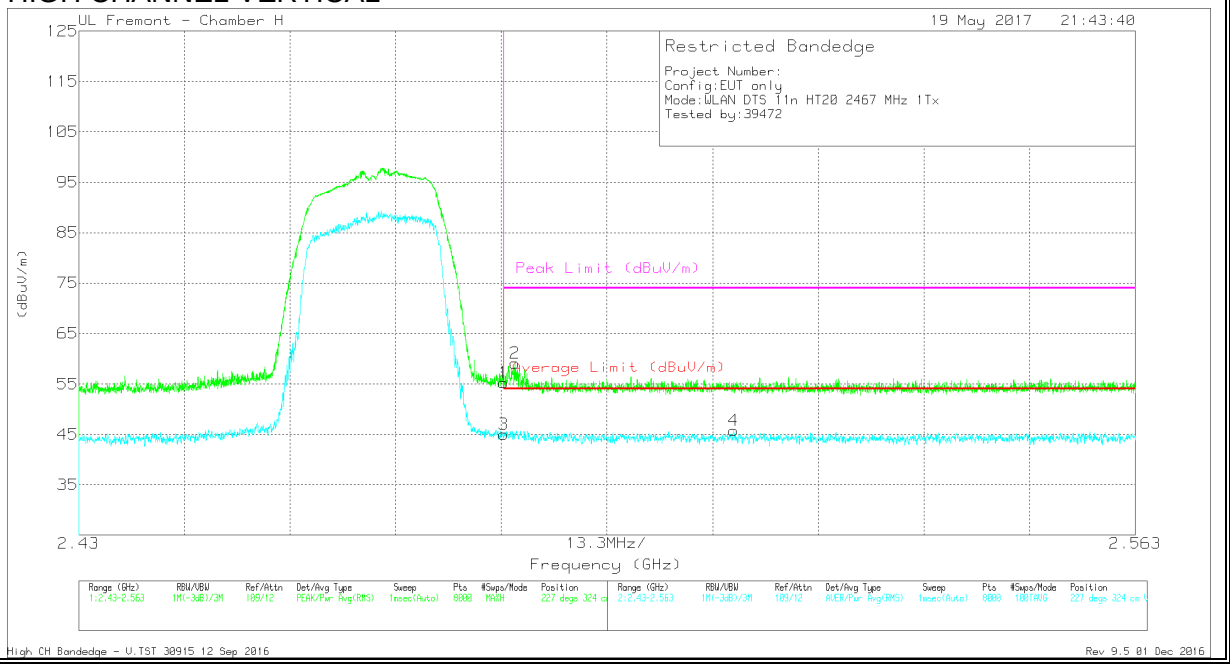

Marker	Frequency (GHz)	Meter Reading (dBuV)	Det	AF T344 (dB/m)	Amp/Cbl/Fltr/Pad (dB)	Corrected Reading (dBuV/m)	Average Limit (dBuV/m)	Margin (dB)	Peak Limit (dBuV/m)	PK Margin (dB)	Azimuth (Degs)	Height (cm)	Polarity
1	* 2.484	39.25	Pk	32.4	-16.4	55.25	-	-	74	-18.75	227	324	V
2	* 2.485	43.14	Pk	32.4	-16.4	59.14	-	-	74	-14.86	227	324	V
3	* 2.484	28.98	RMS	32.4	-16.4	44.98	54	-9.02	-	-	227	324	V
4	2.512	29.68	RMS	32.4	-16.3	45.78	54	-8.22	-	-	227	324	V

* - indicates frequency in CFR47 Pt 15 / IC RSS-Restricted Band
Pk - Peak detector
RMS - RMS detection
High CH Bandedge - V.TST 30915 12 Sep 2016
Rev 9.5 01 Dec 2016

This report shall not be reproduced except in full, without the written approval of UL Verification Services Inc.

AUTHORIZED BANDEDGE (HIGH CHANNEL, CH 13)

HIGH CHANNEL HORIZONTAL

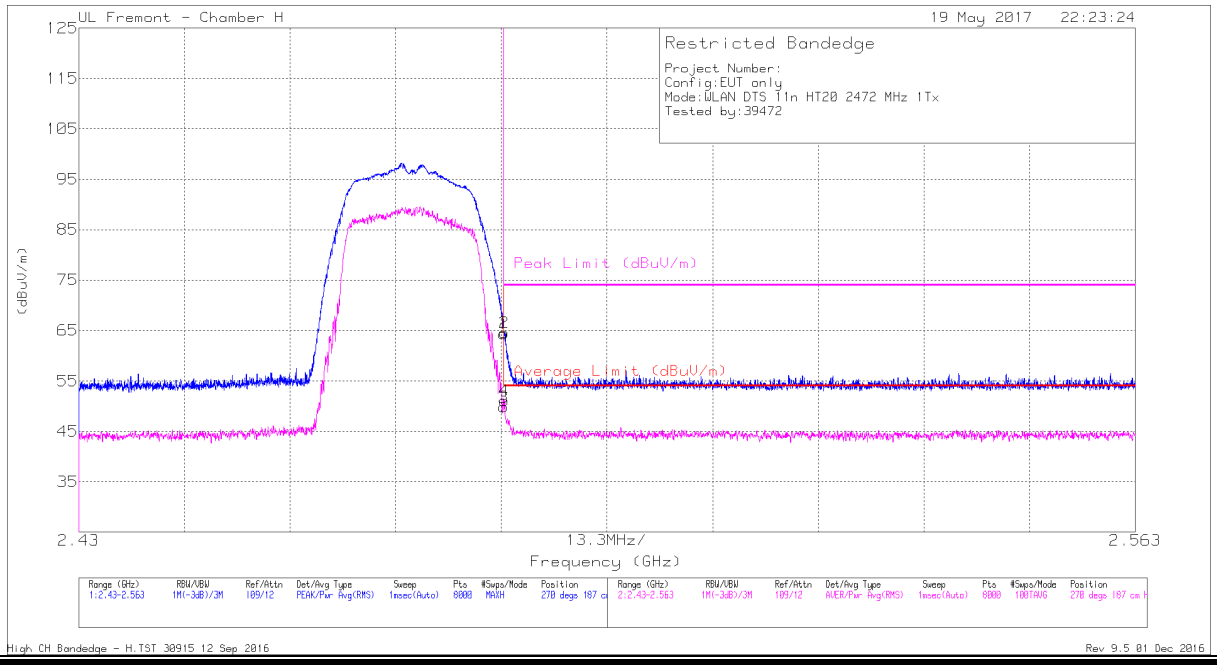

Marker	Frequency (GHz)	Meter Reading (dBuV)	Det	AF T344 (dB/m)	Amp/Cbl/Fltr/Pad (dB)	Corrected Reading (dBuV/m)	Average Limit (dBuV/m)	Margin (dB)	Peak Limit (dBuV/m)	PK Margin (dB)	Azimuth (Degs)	Height (cm)	Polarity
1	* 2.484	48.41	Pk	32.4	-16.4	64.41	-	-	74	-9.59	270	187	H
2	* 2.484	48.56	Pk	32.4	-16.4	64.56	-	-	74	-9.44	270	187	H
3	* 2.484	33.83	RMS	32.4	-16.4	49.83	54	-4.17	-	-	270	187	H
4	* 2.484	35.08	RMS	32.4	-16.4	51.08	54	-2.92	-	-	270	187	H

* - indicates frequency in CFR47 Pt 15 / IC RSS-Restricted Band
Pk - Peak detector
RMS - RMS detection
High CH Bandedge - H.TST 30915 12 Sep 2016
Rev 9.5 01 Dec 2016

This report shall not be reproduced except in full, without the written approval of UL Verification Services Inc.

HIGH CHANNEL VERTICAL

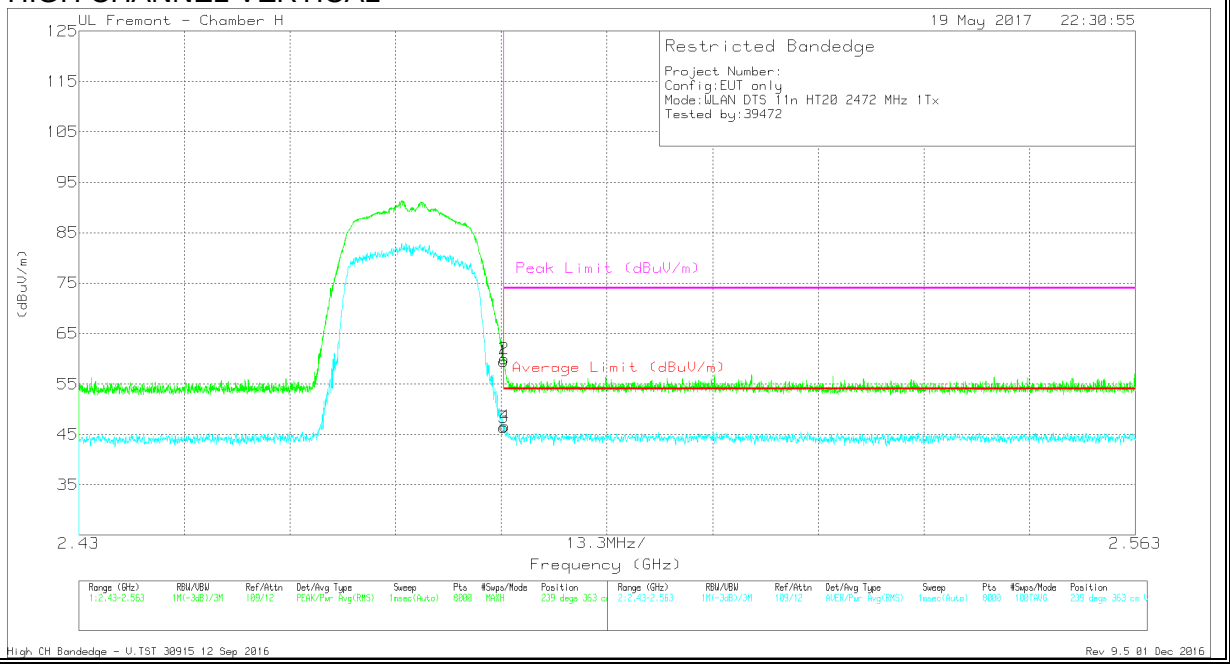

Marker	Frequency (GHz)	Meter Reading (dBuV)	Det	AF T344 (dB/m)	Amp/Cbl/Fltr/Pad (dB)	Corrected Reading (dBuV/m)	Average Limit (dBuV/m)	Margin (dB)	Peak Limit (dBuV/m)	PK Margin (dB)	Azimuth (Degs)	Height (cm)	Polarity
1	* 2.484	43.5	Pk	32.4	-16.4	59.5	-	-	74	-14.5	239	363	V
2	* 2.484	44	Pk	32.4	-16.4	60	-	-	74	-14	239	363	V
3	* 2.484	30.45	RMS	32.4	-16.4	46.45	54	-7.55	-	-	239	363	V
4	* 2.484	30.7	RMS	32.4	-16.4	46.7	54	-7.3	-	-	239	363	V

* - indicates frequency in CFR47 Pt 15 / IC RSS-Restricted Band
Pk - Peak detector
RMS - RMS detection
High CH Bandedge - V.TST 30915 12 Sep 2016
Rev 9.5 01 Dec 2016

This report shall not be reproduced except in full, without the written approval of UL Verification Services Inc.

9.2.4. 11n HT20 LAT 3 SISO MODE IN THE 2.4GHz BAND

AUTHORIZED BANDEDGE (LOW CHANNEL, CH 1)

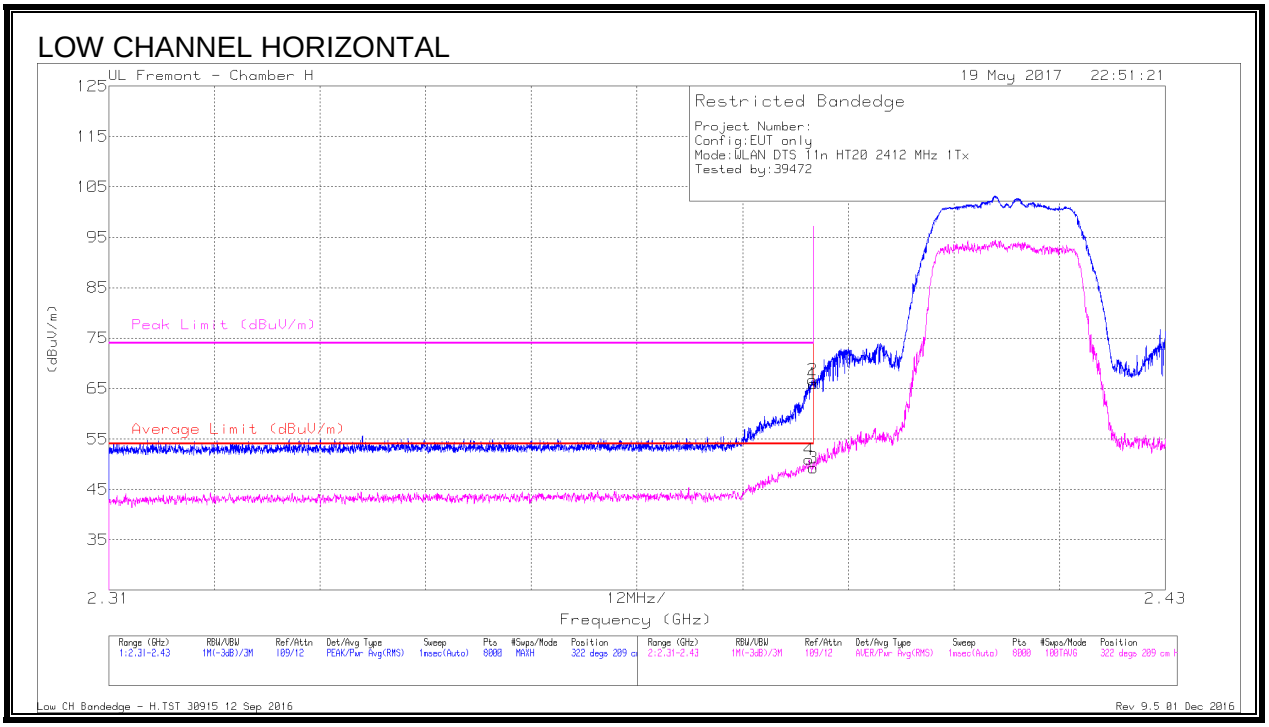

Marker	Frequency (GHz)	Meter Reading (dBuV)	Det	AF T344 (dB/m)	Amp/Cbl/Fltr/Pad (dB)	Corrected Reading (dBuV/m)	Average Limit (dBuV/m)	Margin (dB)	Peak Limit (dBuV/m)	PK Margin (dB)	Azimuth (Degs)	Height (cm)	Polarity
1	* 2.39	50.28	Pk	32.3	-16.6	65.98	-	-	74	-8.02	322	209	H
2	* 2.39	51.04	Pk	32.3	-16.6	66.74	-	-	74	-7.26	322	209	H
3	* 2.39	33.61	RMS	32.3	-16.6	49.31	54	-4.69	-	-	322	209	H
4	* 2.39	35.25	RMS	32.3	-16.6	50.95	54	-3.05	-	-	322	209	H

* - indicates frequency in CFR47 Pt 15 / IC RSS-Restricted Band
Pk - Peak detector
RMS - RMS detection
Low CH Bandedge - H.TST 30915 12 Sep 2016
Rev 9.5 01 Dec 2016

This report shall not be reproduced except in full, without the written approval of UL Verification Services Inc.

LOW CHANNEL VERTICAL

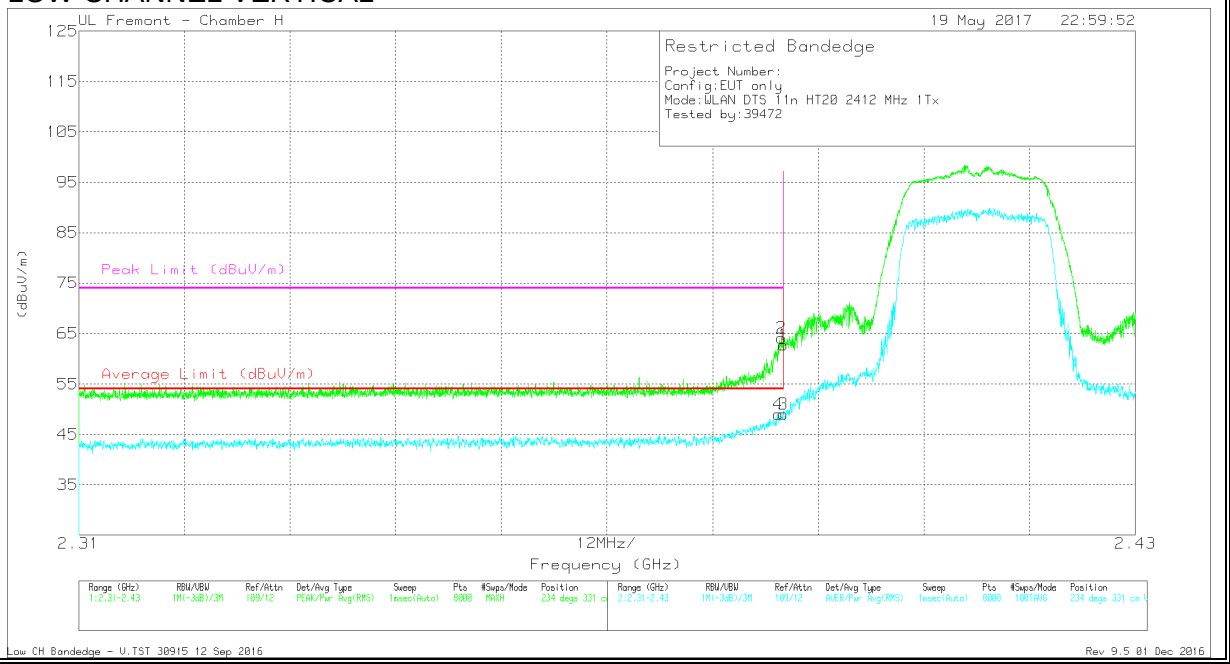

Marker	Frequency (GHz)	Meter Reading (dBuV)	Det	AF T344 (dB/m)	Amp/Cbl/Fltr/Pad (dB)	Corrected Reading (dBuV/m)	Average Limit (dBuV/m)	Margin (dB)	Peak Limit (dBuV/m)	PK Margin (dB)	Azimuth (Degs)	Height (cm)	Polarity
1	* 2.39	47.04	Pk	32.3	-16.6	62.74	-	-	74	-11.26	234	331	V
2	* 2.39	48.37	Pk	32.3	-16.6	64.07	-	-	74	-9.93	234	331	V
3	* 2.39	33.29	RMS	32.3	-16.6	48.99	54	-5.01	-	-	234	331	V
4	* 2.389	33.35	RMS	32.3	-16.6	49.05	54	-4.95	-	-	234	331	V

* - indicates frequency in CFR47 Pt 15 / IC RSS-Restricted Band
Pk - Peak detector
RMS - RMS detection
Low CH Bandedge - V.TST 30915 12 Sep 2016
Rev 9.5 01 Dec 2016

This report shall not be reproduced except in full, without the written approval of UL Verification Services Inc.

AUTHORIZED BANDEDGE (HIGH CHANNEL, CH 10)

HIGH CHANNEL HORIZONTAL

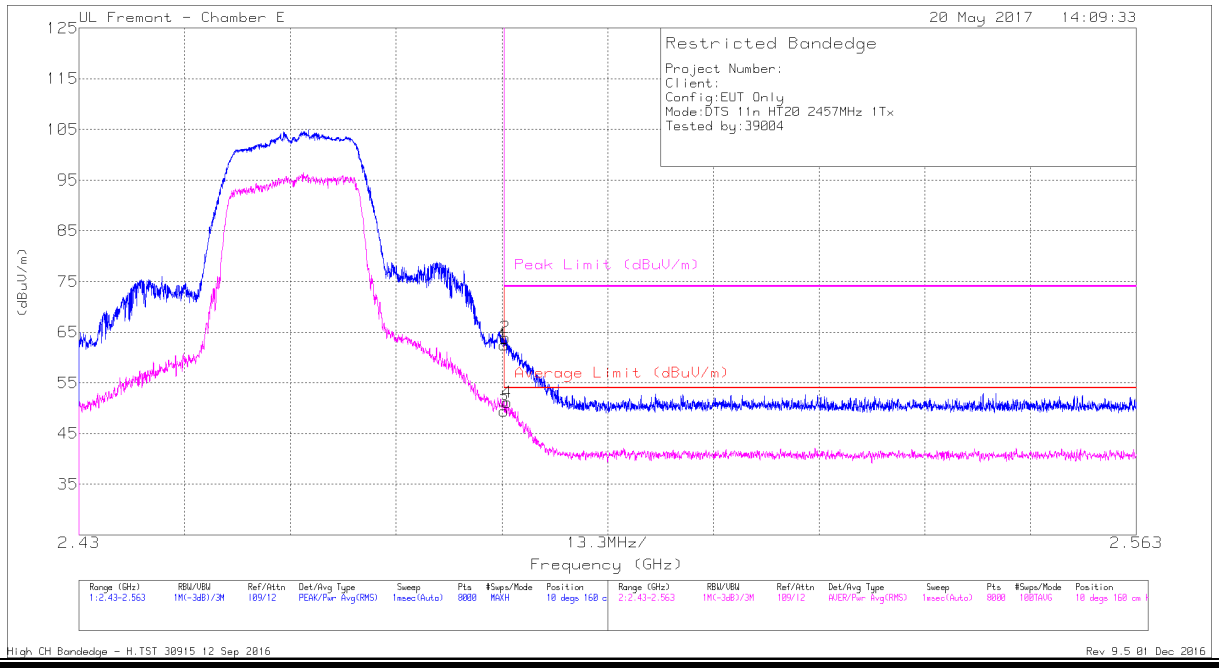

Marker	Frequency (GHz)	Meter Reading (dBuV)	Det	AF T136 (dB/m)	Amp/Cbl/Fltr/Pad (dB)	Corrected Reading (dBuV/m)	Average Limit (dBuV/m)	Margin (dB)	Peak Limit (dBuV/m)	PK Margin (dB)	Azimuth (Degs)	Height (cm)	Polarity
1	* 2.484	49.45	Pk	32.7	-19.7	62.45	-	-	74	-11.55	10	160	H
2	* 2.484	50.89	Pk	32.7	-19.7	63.89	-	-	74	-10.11	10	160	H
3	* 2.484	36.45	RMS	32.7	-19.7	49.45	54	-4.55	-	-	10	160	H
4	* 2.484	38.17	RMS	32.7	-19.7	51.17	54	-2.83	-	-	10	160	H

* - indicates frequency in CFR47 Pt 15 / IC RSS-Restricted Band
Pk - Peak detector
RMS - RMS detection
High CH Bandedge - H.TST 30915 12 Sep 2016
Rev 9.5 01 Dec 2016

This report shall not be reproduced except in full, without the written approval of UL Verification Services Inc.

HIGH CHANNEL VERTICAL

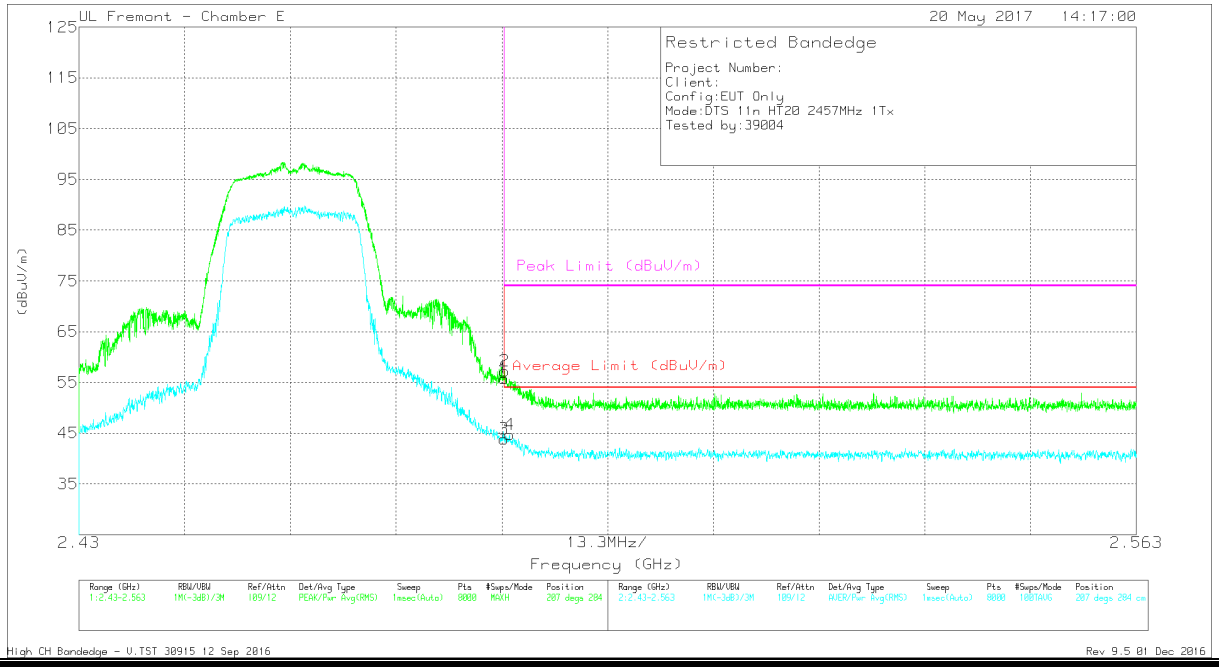

Marker	Frequency (GHz)	Meter Reading (dBuV)	Det	AF T136 (dB/m)	Amp/Cbl/Fltr/Pad (dB)	Corrected Reading (dBuV/m)	Average Limit (dBuV/m)	Margin (dB)	Peak Limit (dBuV/m)	PK Margin (dB)	Azimuth (Degs)	Height (cm)	Polarity
1	* 2.484	42.72	Pk	32.7	-19.7	55.72	-	-	74	-18.28	207	284	V
2	* 2.484	44.26	Pk	32.7	-19.7	57.26	-	-	74	-16.74	207	284	V
3	* 2.484	30.89	RMS	32.7	-19.7	43.89	54	-10.11	-	-	207	284	V
4	* 2.484	31.66	RMS	32.7	-19.7	44.66	54	-9.34	-	-	207	284	V

* - indicates frequency in CFR47 Pt 15 / IC RSS-Restricted Band
Pk - Peak detector
RMS - RMS detection
High CH Bandedge - V.TST 30915 12 Sep 2016
Rev 9.5 01 Dec 2016

This report shall not be reproduced except in full, without the written approval of UL Verification Services Inc.

AUTHORIZED BANDEDGE (HIGH CHANNEL, CH 11)

HIGH CHANNEL HORIZONTAL

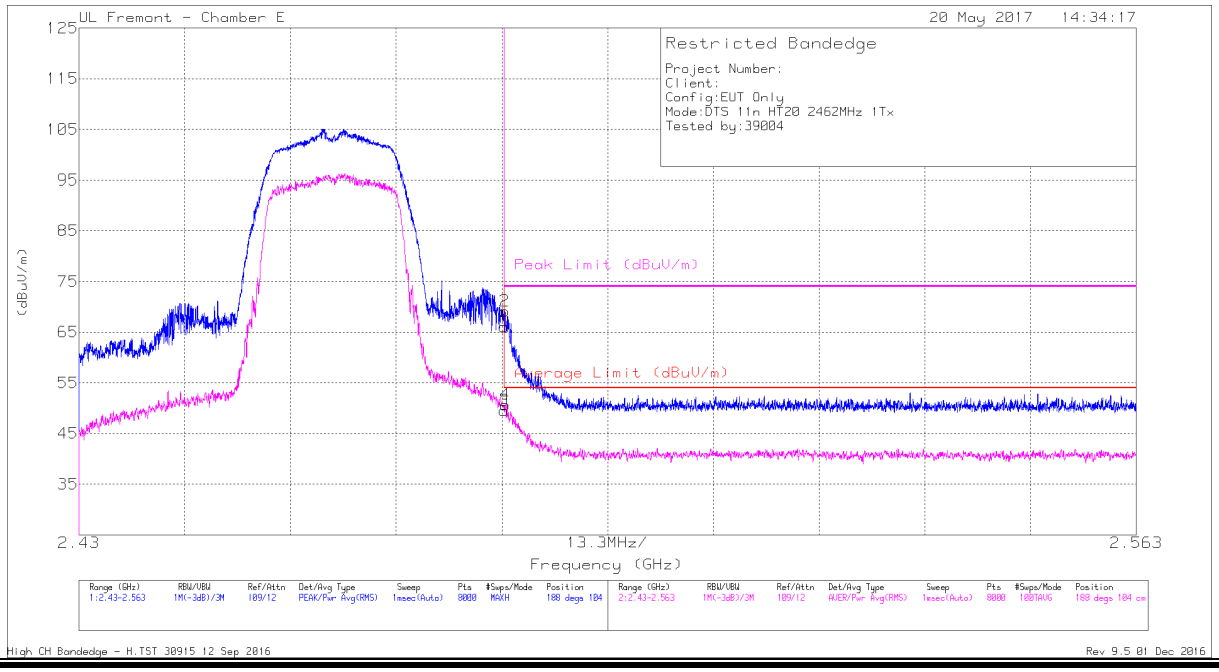

Marker	Frequency (GHz)	Meter Reading (dBuV)	Det	AF T136 (dB/m)	Amp/Cbl/Fltr/Pad (dB)	Corrected Reading (dBuV/m)	Average Limit (dBuV/m)	Margin (dB)	Peak Limit (dBuV/m)	PK Margin (dB)	Azimuth (Degs)	Height (cm)	Polarity
1	* 2.484	53.12	Pk	32.7	-19.7	66.12	-	-	74	-7.88	188	104	H
2	* 2.484	56.17	Pk	32.7	-19.7	69.17	-	-	74	-4.83	188	104	H
3	* 2.484	36.58	RMS	32.7	-19.7	49.58	54	-4.42	-	-	188	104	H
4	* 2.484	37.71	RMS	32.7	-19.7	50.71	54	-3.29	-	-	188	104	H

* - indicates frequency in CFR47 Pt 15 / IC RSS-Restricted Band
Pk - Peak detector
RMS - RMS detection
High CH Bandedge - H.TST 30915 12 Sep 2016
Rev 9.5 01 Dec 2016

This report shall not be reproduced except in full, without the written approval of UL Verification Services Inc.

HIGH CHANNEL VERTICAL

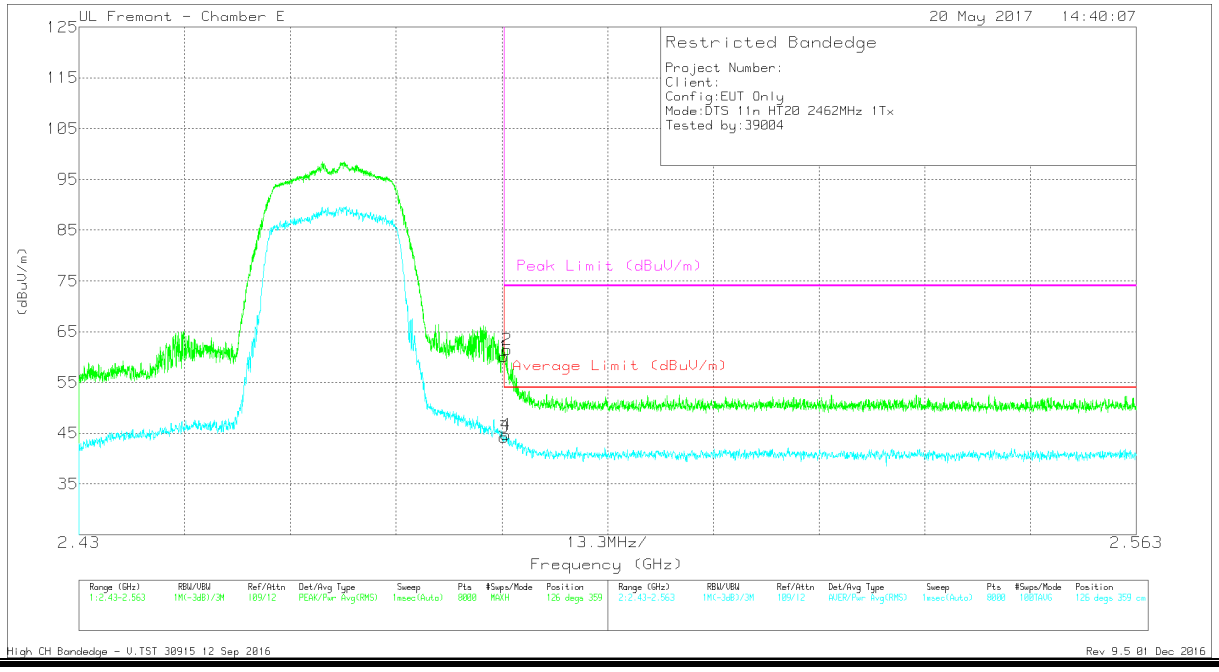

Marker	Frequency (GHz)	Meter Reading (dBuV)	Det	AF T136 (dB/m)	Amp/Cbl/Fltr/Pad (dB)	Corrected Reading (dBuV/m)	Average Limit (dBuV/m)	Margin (dB)	Peak Limit (dBuV/m)	PK Margin (dB)	Azimuth (Degs)	Height (cm)	Polarity
1	* 2.484	47.1	Pk	32.7	-19.7	60.1	-	-	74	-13.9	126	359	V
2	* 2.484	48.41	Pk	32.7	-19.7	61.41	-	-	74	-12.59	126	359	V
3	* 2.484	31.19	RMS	32.7	-19.7	44.19	54	-9.81	-	-	126	359	V
4	* 2.484	31.68	RMS	32.7	-19.7	44.68	54	-9.32	-	-	126	359	V

* - indicates frequency in CFR47 Pt 15 / IC RSS-Restricted Band
Pk - Peak detector
RMS - RMS detection
High CH Bandedge - V.TST 30915 12 Sep 2016
Rev 9.5 01 Dec 2016

This report shall not be reproduced except in full, without the written approval of UL Verification Services Inc.

AUTHORIZED BANDEDGE (HIGH CHANNEL, CH 12)

HIGH CHANNEL HORIZONTAL

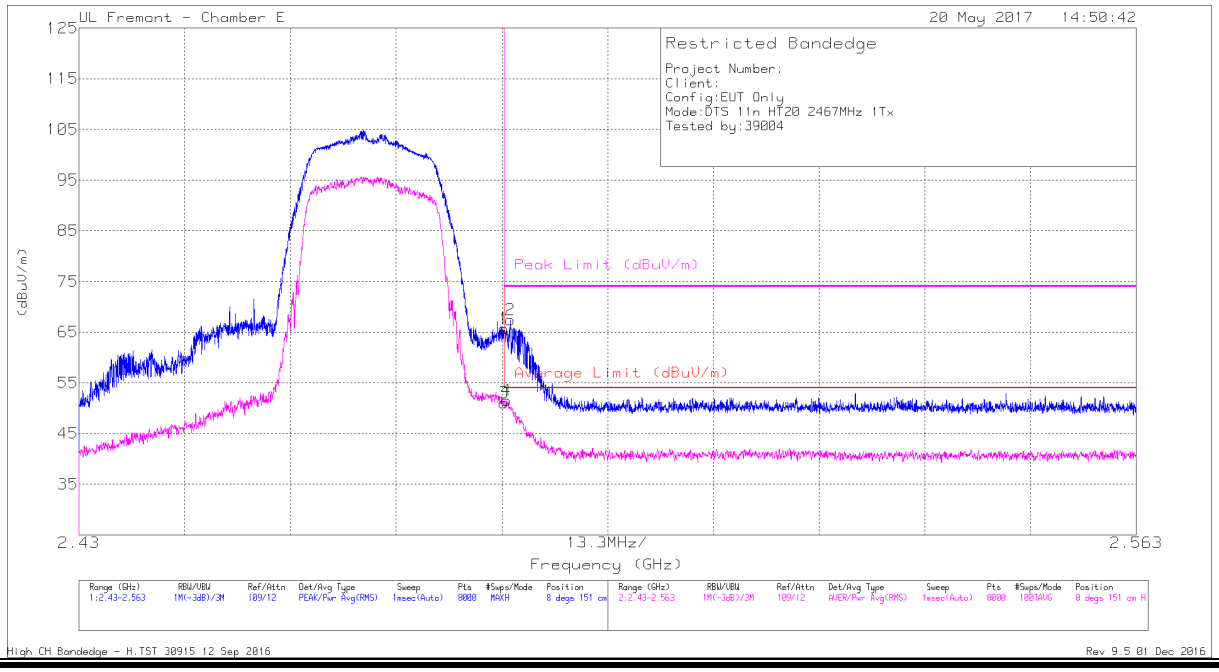

Marker	Frequency (GHz)	Meter Reading (dBuV)	Det	AF T136 (dB/m)	Amp/Cbl/Fltr/Pad (dB)	Corrected Reading (dBuV/m)	Average Limit (dBuV/m)	Margin (dB)	Peak Limit (dBuV/m)	PK Margin (dB)	Azimuth (Degs)	Height (cm)	Polarity
1	* 2.484	52.72	Pk	32.7	-19.7	65.72	-	-	74	-8.28	8	151	H
2	* 2.484	54.43	Pk	32.7	-19.7	67.43	-	-	74	-6.57	8	151	H
3	* 2.484	37.98	RMS	32.7	-19.7	50.98	54	-3.02	-	-	8	151	H
4	* 2.484	38.5	RMS	32.7	-19.7	51.5	54	-2.5	-	-	8	151	H

* - indicates frequency in CFR47 Pt 15 / IC RSS-Restricted Band
Pk - Peak detector
RMS - RMS detection
High CH Bandedge - H.TST 30915 12 Sep 2016
Rev 9.5 01 Dec 2016

This report shall not be reproduced except in full, without the written approval of UL Verification Services Inc.

HIGH CHANNEL VERTICAL

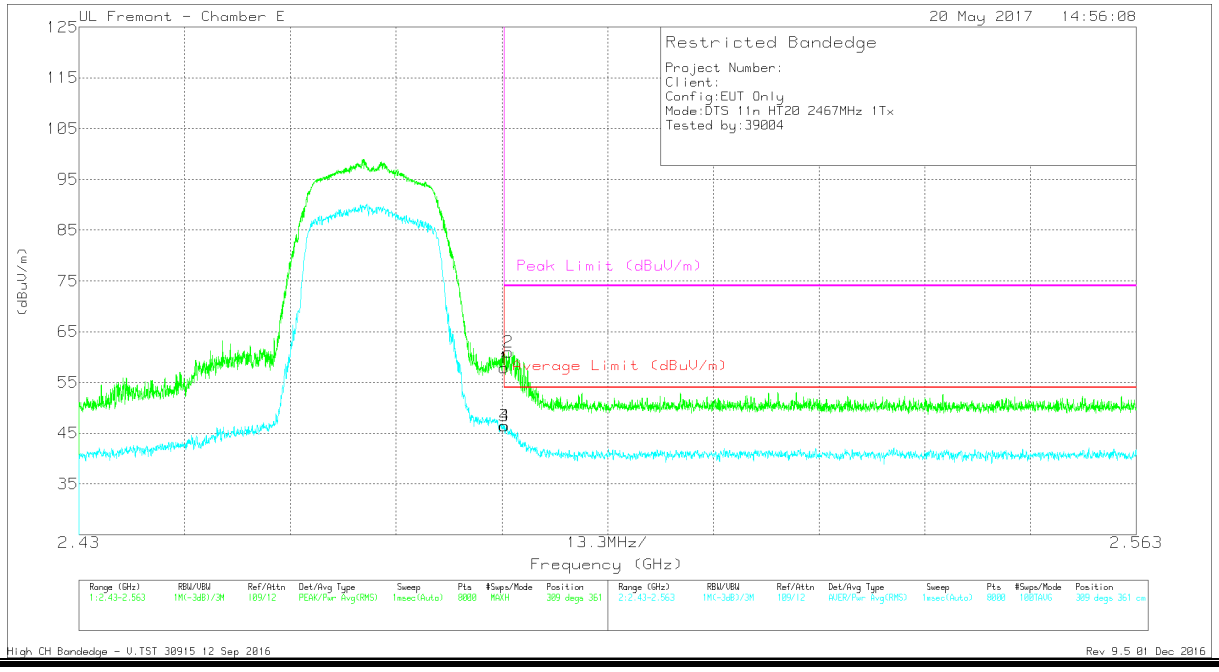

Marker	Frequency (GHz)	Meter Reading (dBuV)	Det	AF T136 (dB/m)	Amp/Cbl/Fltr/Pad (dB)	Corrected Reading (dBuV/m)	Average Limit (dBuV/m)	Margin (dB)	Peak Limit (dBuV/m)	PK Margin (dB)	Azimuth (Degs)	Height (cm)	Polarity
1	* 2.484	44.83	Pk	32.7	-19.7	57.83	-	-	74	-16.17	309	361	V
2	* 2.484	48	Pk	32.7	-19.7	61	-	-	74	-13	309	361	V
3	* 2.484	33.41	RMS	32.7	-19.7	46.41	54	-7.59	-	-	309	361	V
4	* 2.484	33.47	RMS	32.7	-19.7	46.47	54	-7.53	-	-	309	361	V

* - indicates frequency in CFR47 Pt 15 / IC RSS-Restricted Band
Pk - Peak detector
RMS - RMS detection
High CH Bandedge - V.TST 30915 12 Sep 2016
Rev 9.5 01 Dec 2016

This report shall not be reproduced except in full, without the written approval of UL Verification Services Inc.

AUTHORIZED BANDEDGE (HIGH CHANNEL, CH 13)

HIGH CHANNEL HORIZONTAL

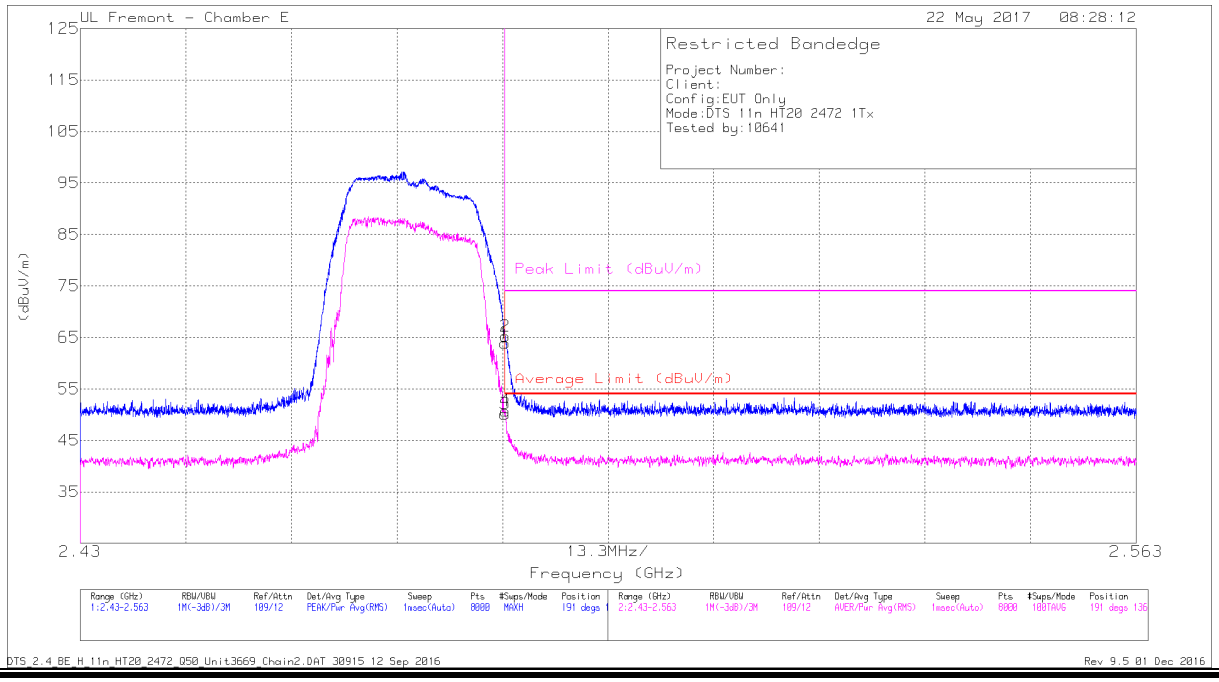

Marker	Frequency (GHz)	Meter Reading (dBuV)	Det	AF T136 (dB/m)	Amp/Cbl/Fltr/Pad (dB)	Corrected Reading (dBuV/m)	Average Limit (dBuV/m)	Margin (dB)	Peak Limit (dBuV/m)	PK Margin (dB)	Azimuth (Degs)	Height (cm)	Polarity
1	* 2.484	50.88	Pk	32.7	-19.7	63.88	-	-	74	-10.12	191	136	H
2	* 2.484	52.21	Pk	32.7	-19.7	65.21	-	-	74	-8.79	191	136	H
3	* 2.484	37.16	RMS	32.7	-19.7	50.16	54	-3.84	-	-	191	136	H
4	* 2.484	37.73	RMS	32.7	-19.7	50.73	54	-3.27	-	-	191	136	H

* - indicates frequency in CFR47 Pt 15 / IC RSS-Restricted Band
Pk - Peak detector
RMS - RMS detection
DTS_2.4_BE_H_11n_HT20_2472_Q50_Unit3669_Chain2.DAT 30915 12 Sep 2016
Rev 9.5 01 Dec 2016

This report shall not be reproduced except in full, without the written approval of UL Verification Services Inc.

HIGH CHANNEL VERTICAL

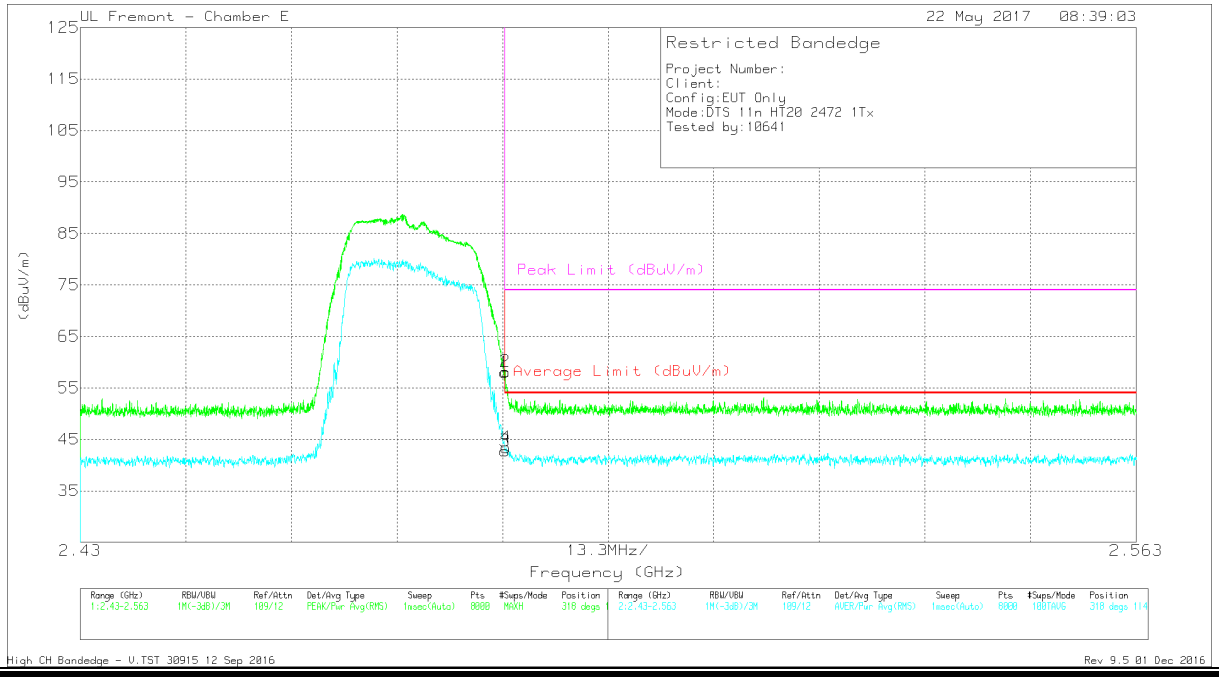

Marker	Frequency (GHz)	Meter Reading (dBuV)	Det	AF T136 (dB/m)	Amp/Cbl/Fltr/Pad (dB)	Corrected Reading (dBuV/m)	Average Limit (dBuV/m)	Margin (dB)	Peak Limit (dBuV/m)	PK Margin (dB)	Azimuth (Degs)	Height (cm)	Polarity
1	* 2.484	44.99	Pk	32.7	-19.7	57.99	-	-	74	-16.01	318	114	V
2	* 2.484	45.18	Pk	32.7	-19.7	58.18	-	-	74	-15.82	318	114	V
3	* 2.484	29.77	RMS	32.7	-19.7	42.77	54	-11.23	-	-	318	114	V
4	* 2.484	30.43	RMS	32.7	-19.7	43.43	54	-10.57	-	-	318	114	V

* - indicates frequency in CFR47 Pt 15 / IC RSS-Restricted Band
Pk - Peak detector
RMS - RMS detection
High CH Bandedge - V.TST 30915 12 Sep 2016
Rev 9.5 01 Dec 2016

This report shall not be reproduced except in full, without the written approval of UL Verification Services Inc.

9.2.5. 11n HT20 2TX CDD MIMO MODE IN THE 2.4GHz BAND

AUTHORIZED BANDEDGE (LOW CHANNEL, CH 1)

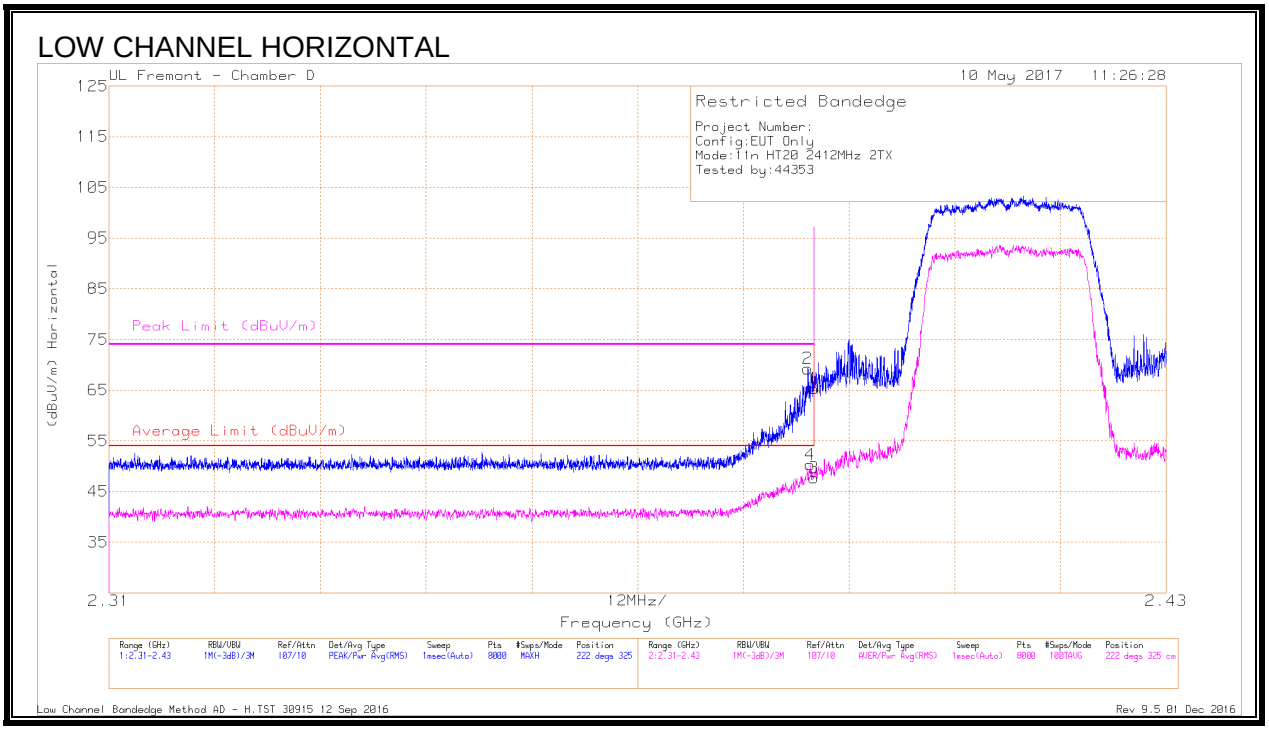

Marker	Frequency (GHz)	Meter Reading (dBuV)	Det	AF T120 (dB/m)	Amp/Cbl/Fltr/Pad (dB)	Corrected Reading (dBuV/m)	Average Limit (dBuV/m)	Margin (dB)	Peak Limit (dBuV/m)	PK Margin (dB)	Azimuth (Degs)	Height (cm)	Polarity
1	* 2.39	53.86	Pk	32.1	-20.7	65.26	-	-	74	-8.74	222	325	H
2	* 2.389	57.93	Pk	32.1	-20.8	69.23	-	-	74	-4.77	222	325	H
3	* 2.39	36.32	RMS	32.1	-20.7	47.72	54	-6.28	-	-	222	325	H
4	* 2.39	39.02	RMS	32.1	-20.8	50.32	54	-3.68	-	-	222	325	H

* - indicates frequency in CFR47 Pt 15 / IC RSS-Restricted Band
Pk - Peak detector
RMS - RMS detection
Low Channel Bandedge Method AD - H.TST 30915 12 Sep 2016
Rev 9.5 01 Dec 2016

This report shall not be reproduced except in full, without the written approval of UL Verification Services Inc.

LOW CHANNEL VERTICAL

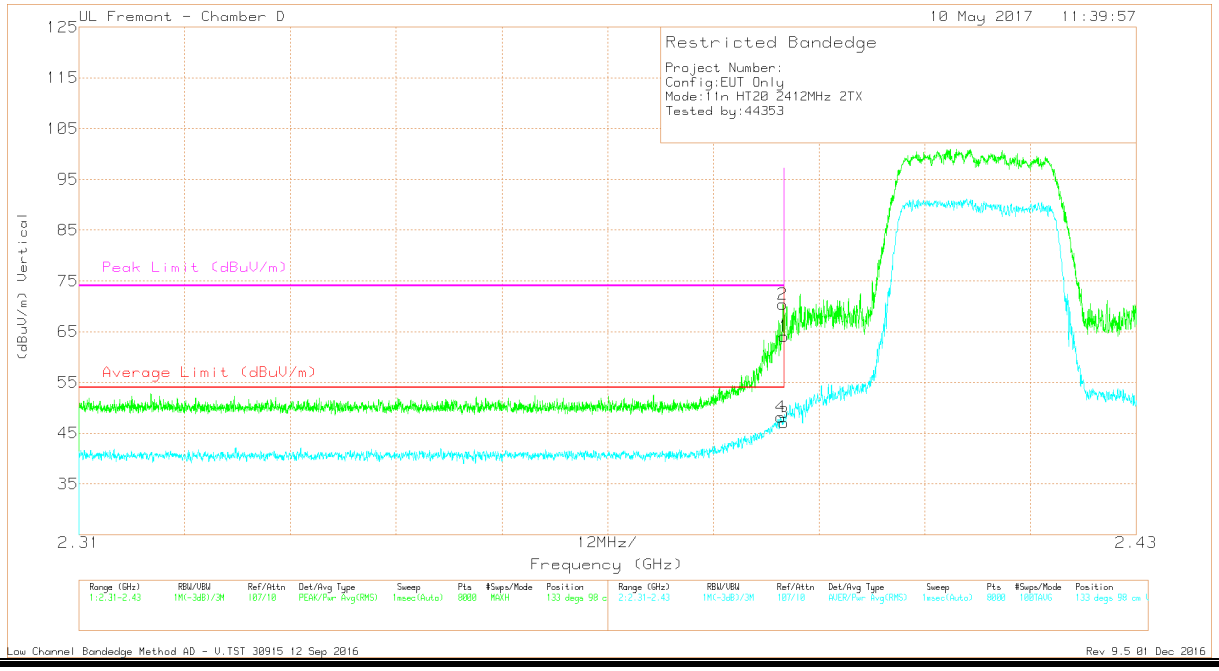

Marker	Frequency (GHz)	Meter Reading (dBuV)	Det	AF T120 (dB/m)	Amp/Cbl/Fltr/Pad (dB)	Corrected Reading (dBuV/m)	Average Limit (dBuV/m)	Margin (dB)	Peak Limit (dBuV/m)	PK Margin (dB)	Azimuth (Degs)	Height (cm)	Polarity
1	* 2.39	52.63	Pk	32.1	-20.7	64.03	-	-	74	-9.97	133	98	V
2	* 2.39	58.95	Pk	32.1	-20.7	70.35	-	-	74	-3.65	133	98	V
3	* 2.39	35.62	RMS	32.1	-20.7	47.02	54	-6.98	-	-	133	98	V
4	* 2.39	36.84	RMS	32.1	-20.8	48.14	54	-5.86	-	-	133	98	V

* - indicates frequency in CFR47 Pt 15 / IC RSS-Restricted Band
Pk - Peak detector
RMS - RMS detection
Low Channel Bandedge Method AD - V.TST 30915 12 Sep 2016
Rev 9.5 01 Dec 2016

This report shall not be reproduced except in full, without the written approval of UL Verification Services Inc.

AUTHORIZED BANDEDGE (HIGH CHANNEL, CH 10)

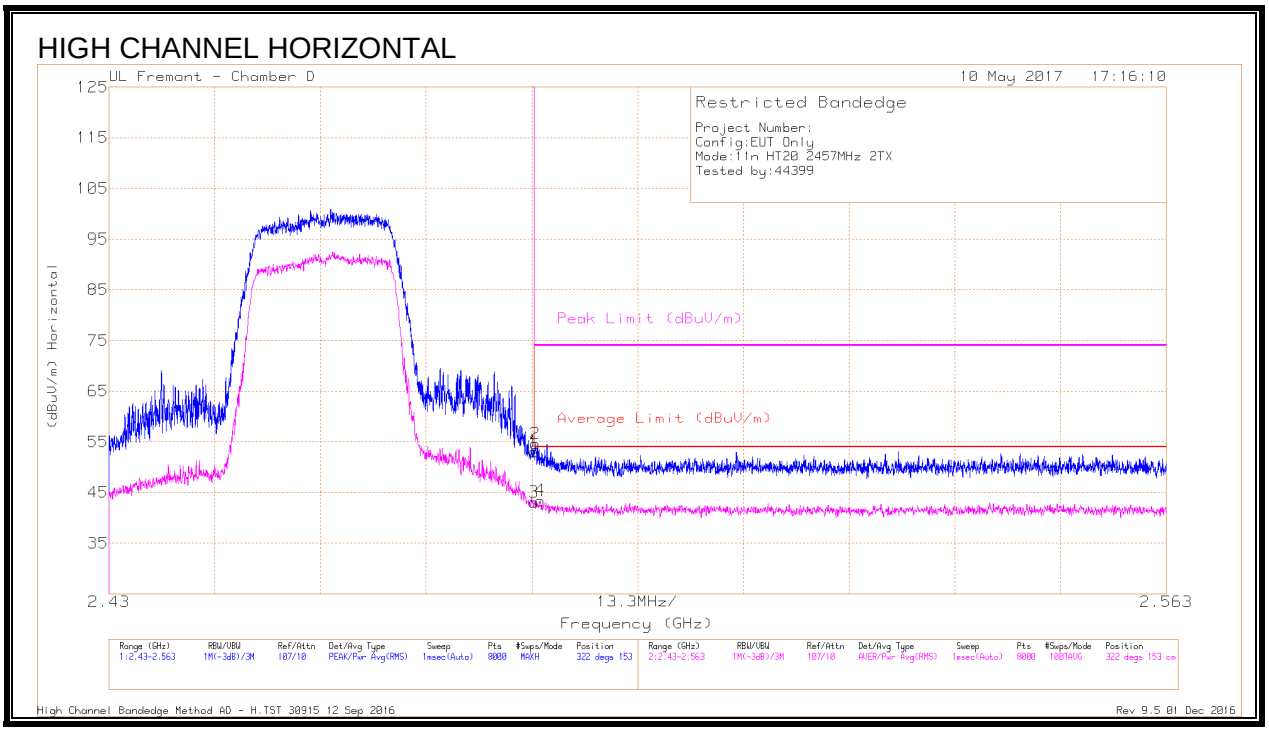

Marker	Frequency (GHz)	Meter Reading (dBuV)	Det	AF T120 (dB/m)	Amp/Cbl/Fltr/Pad (dB)	Corrected Reading (dBuV/m)	Average Limit (dBuV/m)	Margin (dB)	Peak Limit (dBuV/m)	PK Margin (dB)	Azimuth (Degs)	Height (cm)	Polarity
1	* 2.484	41.35	Pk	32.5	-20.8	53.05	-	-	74	-20.95	322	153	H
2	* 2.484	42.93	Pk	32.5	-20.8	54.63	-	-	74	-19.37	322	153	H
3	* 2.484	31.35	RMS	32.5	-20.8	43.05	54	-10.95	-	-	322	153	H
4	* 2.484	31.7	RMS	32.5	-20.8	43.4	54	-10.6	-	-	322	153	H

* - indicates frequency in CFR47 Pt 15 / IC RSS-Restricted Band
Pk - Peak detector
RMS - RMS detection
High Channel Bandedge Method AD - H.TST 30915 12 Sep 2016
Rev 9.5 01 Dec 2016

This report shall not be reproduced except in full, without the written approval of UL Verification Services Inc.

HIGH CHANNEL VERTICAL

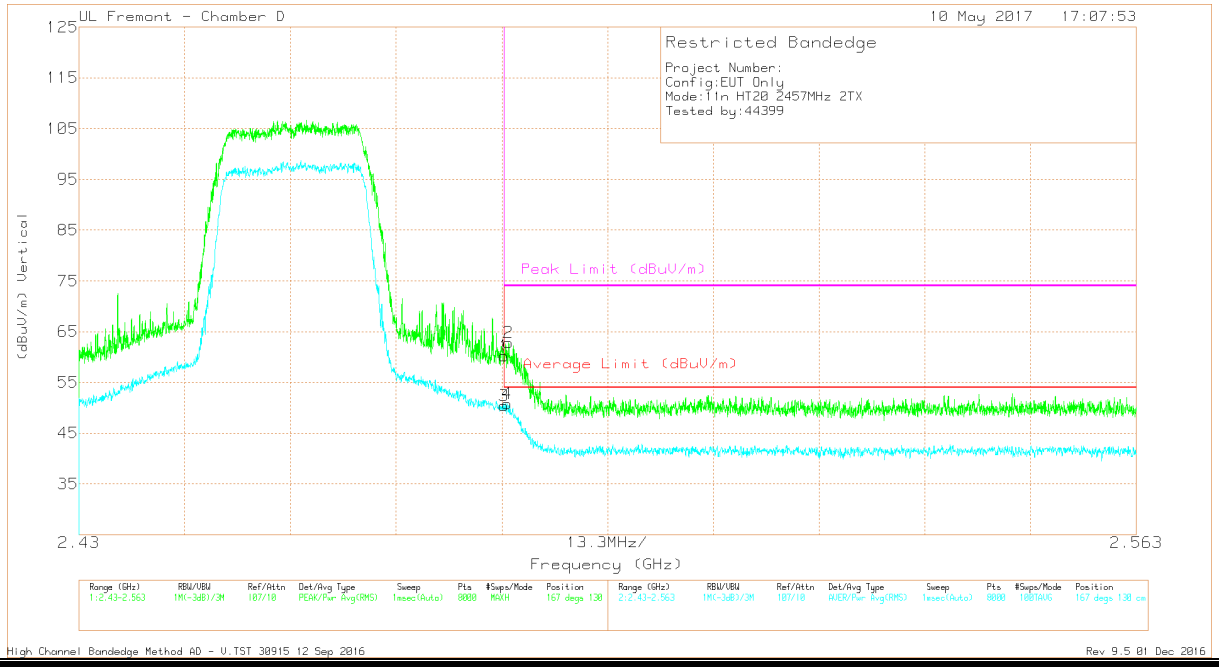

Marker	Frequency (GHz)	Meter Reading (dBuV)	Det	AF T120 (dB/m)	Amp/Cbl/Fltr/Pad (dB)	Corrected Reading (dBuV/m)	Average Limit (dBuV/m)	Margin (dB)	Peak Limit (dBuV/m)	PK Margin (dB)	Azimuth (Degs)	Height (cm)	Polarity
1	* 2.484	48.48	Pk	32.5	-20.8	60.18	-	-	74	-13.82	167	130	V
2	* 2.484	51.13	Pk	32.5	-20.8	62.83	-	-	74	-11.17	167	130	V
3	* 2.484	38.69	RMS	32.5	-20.8	50.39	54	-3.61	-	-	167	130	V
4	* 2.484	39.13	RMS	32.5	-20.8	50.83	54	-3.17	-	-	167	130	V

* - indicates frequency in CFR47 Pt 15 / IC RSS-Restricted Band
Pk - Peak detector
RMS - RMS detection
High Channel Bandedge Method AD - V.TST 30915 12 Sep 2016
Rev 9.5 01 Dec 2016

This report shall not be reproduced except in full, without the written approval of UL Verification Services Inc.

AUTHORIZED BANDEDGE (HIGH CHANNEL, CH 11)

HIGH CHANNEL HORIZONTAL

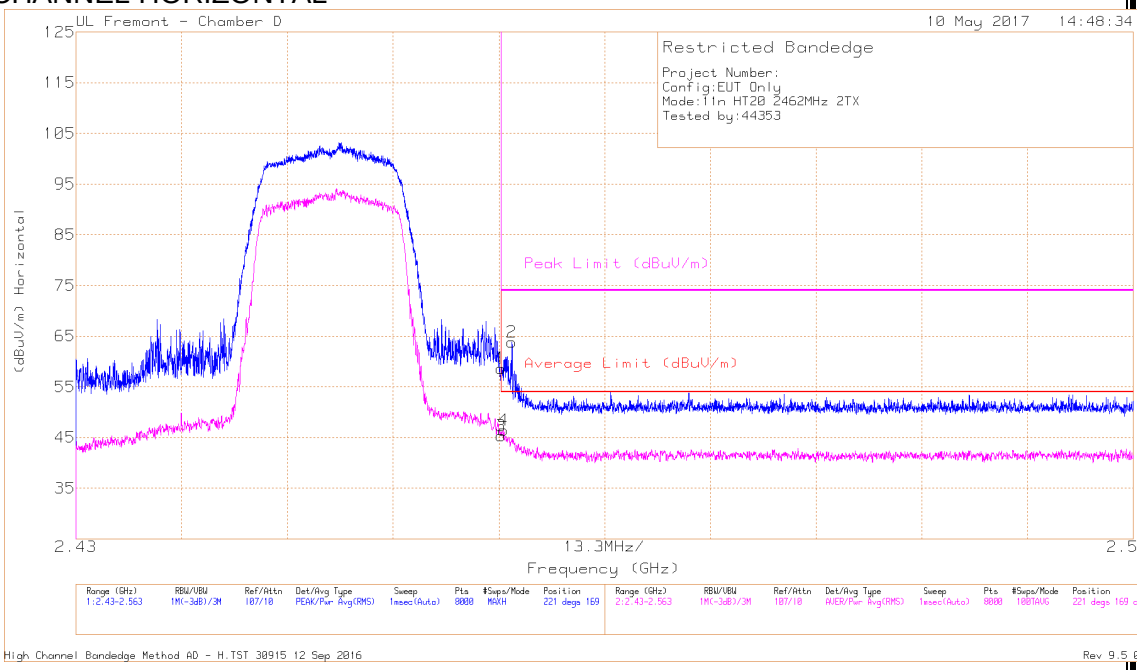

Marker	Frequency (GHz)	Meter Reading (dBuV)	Det	AF T120 (dB/m)	Amp/Cbl/Fltr/Pad (dB)	Corrected Reading (dBuV/m)	Average Limit (dBuV/m)	Margin (dB)	Peak Limit (dBuV/m)	PK Margin (dB)	Azimuth (Degs)	Height (cm)	Polarity
1	* 2.484	46.97	Pk	32.5	-20.8	58.67	-	-	74	-15.33	221	169	H
2	* 2.485	52.15	Pk	32.5	-20.8	63.85	-	-	74	-10.15	221	169	H
3	* 2.484	33.64	RMS	32.5	-20.8	45.34	54	-8.66	-	-	221	169	H
4	* 2.484	34.74	RMS	32.5	-20.8	46.44	54	-7.56	-	-	221	169	H

* - indicates frequency in CFR47 Pt 15 / IC RSS-Restricted Band
Pk - Peak detector
RMS - RMS detection
High Channel Bandedge Method AD - H.TST 30915 12 Sep 2016
Rev 9.5 01 Dec 2016

This report shall not be reproduced except in full, without the written approval of UL Verification Services Inc.

HIGH CHANNEL VERTICAL

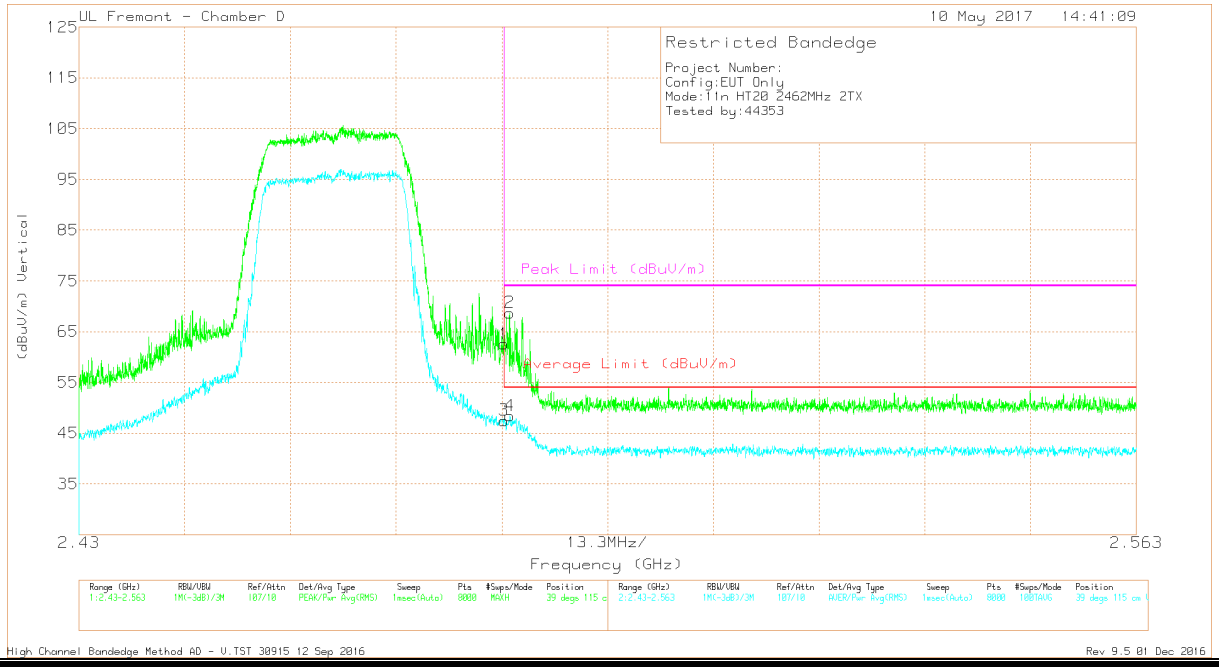

Marker	Frequency (GHz)	Meter Reading (dBuV)	Det	AF T120 (dB/m)	Amp/Cbl/Fltr/Pad (dB)	Corrected Reading (dBuV/m)	Average Limit (dBuV/m)	Margin (dB)	Peak Limit (dBuV/m)	PK Margin (dB)	Azimuth (Degs)	Height (cm)	Polarity
1	* 2.484	50.88	Pk	32.5	-20.8	62.58	-	-	74	-11.42	39	115	V
2	* 2.484	57.03	Pk	32.5	-20.8	68.73	-	-	74	-5.27	39	115	V
3	* 2.484	35.8	RMS	32.5	-20.8	47.5	54	-6.5	-	-	39	115	V
4	* 2.484	36.7	RMS	32.5	-20.8	48.4	54	-5.6	-	-	39	115	V

* - indicates frequency in CFR47 Pt 15 / IC RSS-Restricted Band
Pk - Peak detector
RMS - RMS detection
High Channel Bandedge Method AD - V.TST 30915 12 Sep 2016
Rev 9.5 01 Dec 2016

This report shall not be reproduced except in full, without the written approval of UL Verification Services Inc.

AUTHORIZED BANDEDGE (HIGH CHANNEL, CH 12)

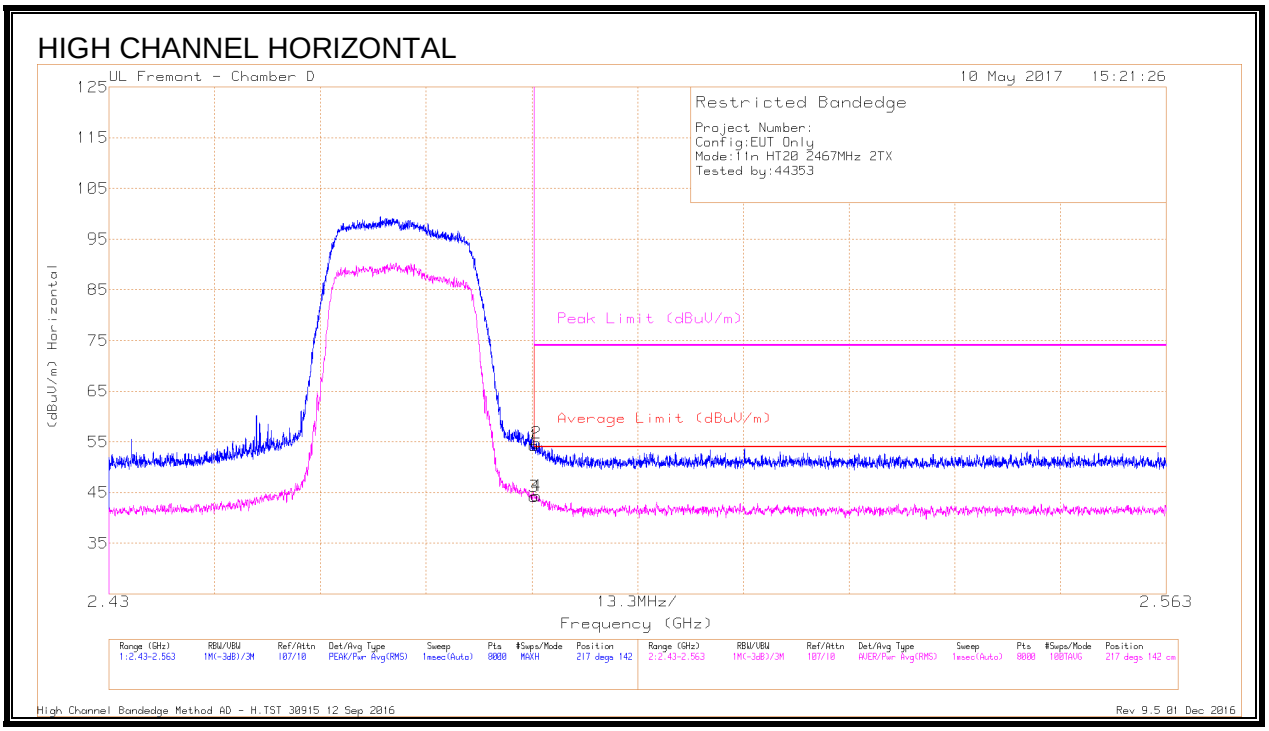

Marker	Frequency (GHz)	Meter Reading (dBuV)	Det	AF T120 (dB/m)	Amp/Cbl/Fltr/Pad (dB)	Corrected Reading (dBuV/m)	Average Limit (dBuV/m)	Margin (dB)	Peak Limit (dBuV/m)	PK Margin (dB)	Azimuth (Degs)	Height (cm)	Polarity
1	* 2.484	42.52	Pk	32.5	-20.8	54.22	-	-	74	-19.78	217	142	H
2	* 2.484	43.01	Pk	32.5	-20.8	54.71	-	-	74	-19.29	217	142	H
3	* 2.484	32.46	RMS	32.5	-20.8	44.16	54	-9.84	-	-	217	142	H
4	* 2.484	32.6	RMS	32.5	-20.8	44.3	54	-9.7	-	-	217	142	H

* - indicates frequency in CFR47 Pt 15 / IC RSS-Restricted Band
Pk - Peak detector
RMS - RMS detection
High Channel Bandedge Method AD - H.TST 30915 12 Sep 2016
Rev 9.5 01 Dec 2016

This report shall not be reproduced except in full, without the written approval of UL Verification Services Inc.

HIGH CHANNEL VERTICAL

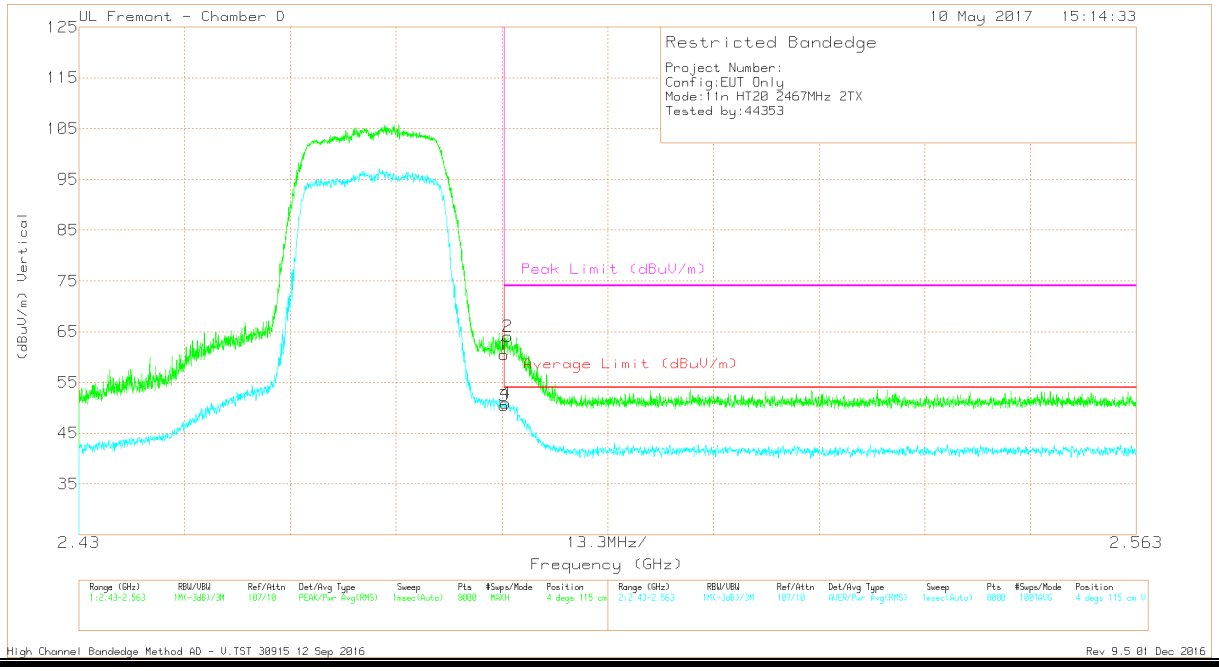

Marker	Frequency (GHz)	Meter Reading (dBuV)	Det	AF T120 (dB/m)	Amp/Cbl/Fltr/Pad (dB)	Corrected Reading (dBuV/m)	Average Limit (dBuV/m)	Margin (dB)	Peak Limit (dBuV/m)	PK Margin (dB)	Azimuth (Degs)	Height (cm)	Polarity
1	* 2.484	48.72	Pk	32.5	-20.8	60.42	-	-	74	-13.58	4	115	V
2	* 2.484	52.39	Pk	32.5	-20.8	64.09	-	-	74	-9.91	4	115	V
3	* 2.484	38.72	RMS	32.5	-20.8	50.42	54	-3.58	-	-	4	115	V
4	* 2.484	39.26	RMS	32.5	-20.8	50.96	54	-3.04	-	-	4	115	V

* - indicates frequency in CFR47 Pt 15 / IC RSS-Restricted Band
Pk - Peak detector
RMS - RMS detection
High Channel Bandedge Method AD - V.TST 30915 12 Sep 2016
Rev 9.5 01 Dec 2016

This report shall not be reproduced except in full, without the written approval of UL Verification Services Inc.

AUTHORIZED BANDEDGE (HIGH CHANNEL, CH 13)

HIGH CHANNEL HORIZONTAL

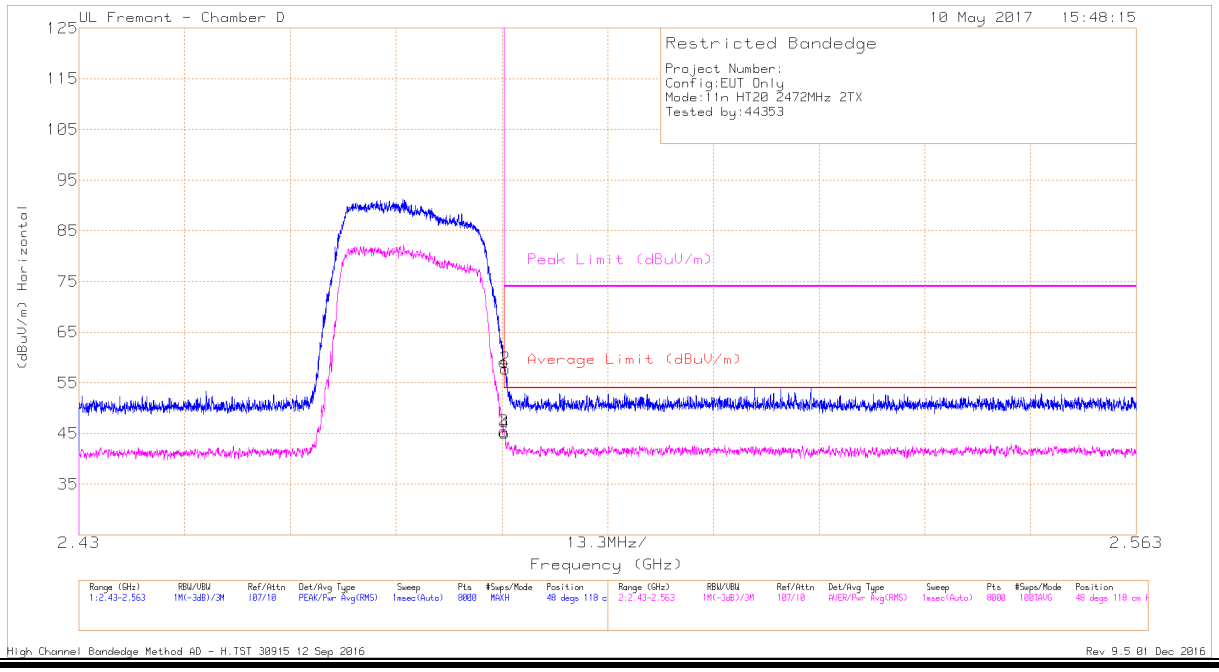

Marker	Frequency (GHz)	Meter Reading (dBuV)	Det	AF T120 (dB/m)	Amp/Cbl/Fltr/Pad (dB)	Corrected Reading (dBuV/m)	Average Limit (dBuV/m)	Margin (dB)	Peak Limit (dBuV/m)	PK Margin (dB)	Azimuth (Degs)	Height (cm)	Polarity
1	* 2.484	47.4	Pk	32.5	-20.8	59.1	-	-	74	-14.9	48	118	H
2	* 2.484	46.1	Pk	32.5	-20.8	57.8	-	-	74	-16.2	48	118	H
3	* 2.484	33.69	RMS	32.5	-20.8	45.39	54	-8.61	-	-	48	118	H
4	* 2.484	33.33	RMS	32.5	-20.8	45.03	54	-8.97	-	-	48	118	H

* - indicates frequency in CFR47 Pt 15 / IC RSS-Restricted Band
Pk - Peak detector
RMS - RMS detection
High Channel Bandedge Method AD - H.TST 30915 12 Sep 2016
Rev 9.5 01 Dec 2016

This report shall not be reproduced except in full, without the written approval of UL Verification Services Inc.

HIGH CHANNEL VERTICAL

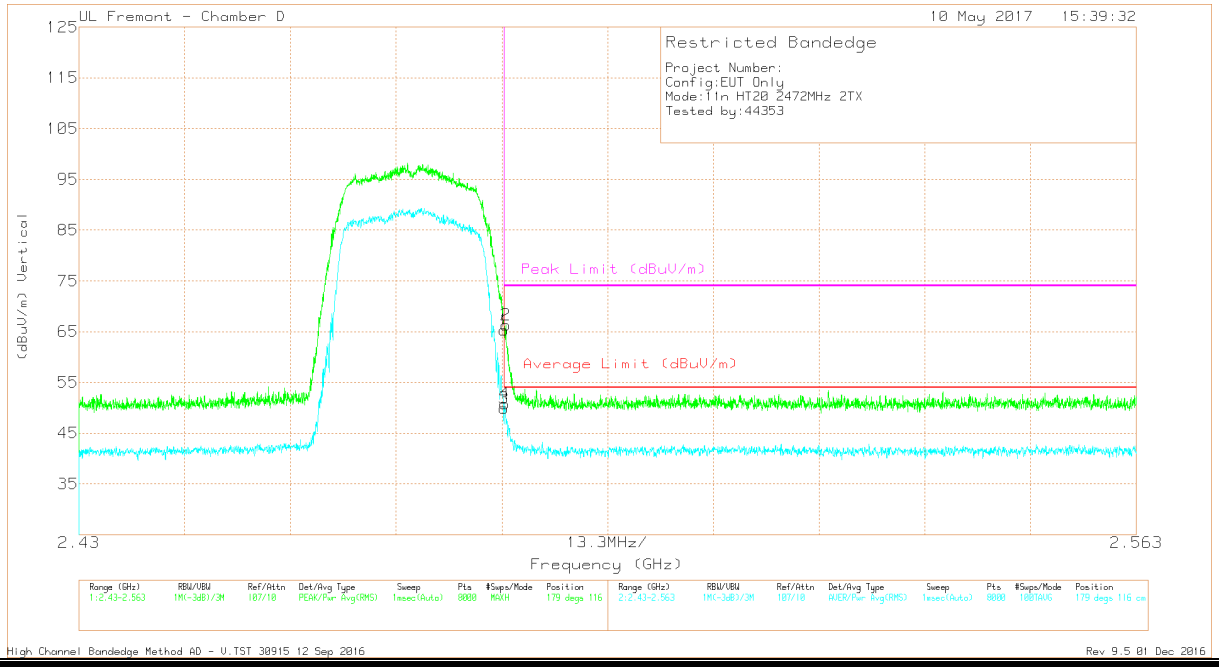

Marker	Frequency (GHz)	Meter Reading (dBuV)	Det	AF T120 (dB/m)	Amp/Cbl/Fltr/Pad (dB)	Corrected Reading (dBuV/m)	Average Limit (dBuV/m)	Margin (dB)	Peak Limit (dBuV/m)	PK Margin (dB)	Azimuth (Degs)	Height (cm)	Polarity
1	* 2.484	53.66	Pk	32.5	-20.8	65.36	-	-	74	-8.64	179	116	V
2	* 2.484	54.62	Pk	32.5	-20.8	66.32	-	-	74	-7.68	179	116	V
3	* 2.484	38.2	RMS	32.5	-20.8	49.9	54	-4.1	-	-	179	116	V
4	* 2.484	39.12	RMS	32.5	-20.8	50.82	54	-3.18	-	-	179	116	V

* - indicates frequency in CFR47 Pt 15 / IC RSS-Restricted Band
Pk - Peak detector
RMS - RMS detection
High Channel Bandedge Method AD - V.TST 30915 12 Sep 2016
Rev 9.5 01 Dec 2016

This report shall not be reproduced except in full, without the written approval of UL Verification Services Inc.

HARMONICS AND SPURIOUS EMISSIONS LOW CHANNEL, CH 1)

LOW CHANNEL HORIZONTAL

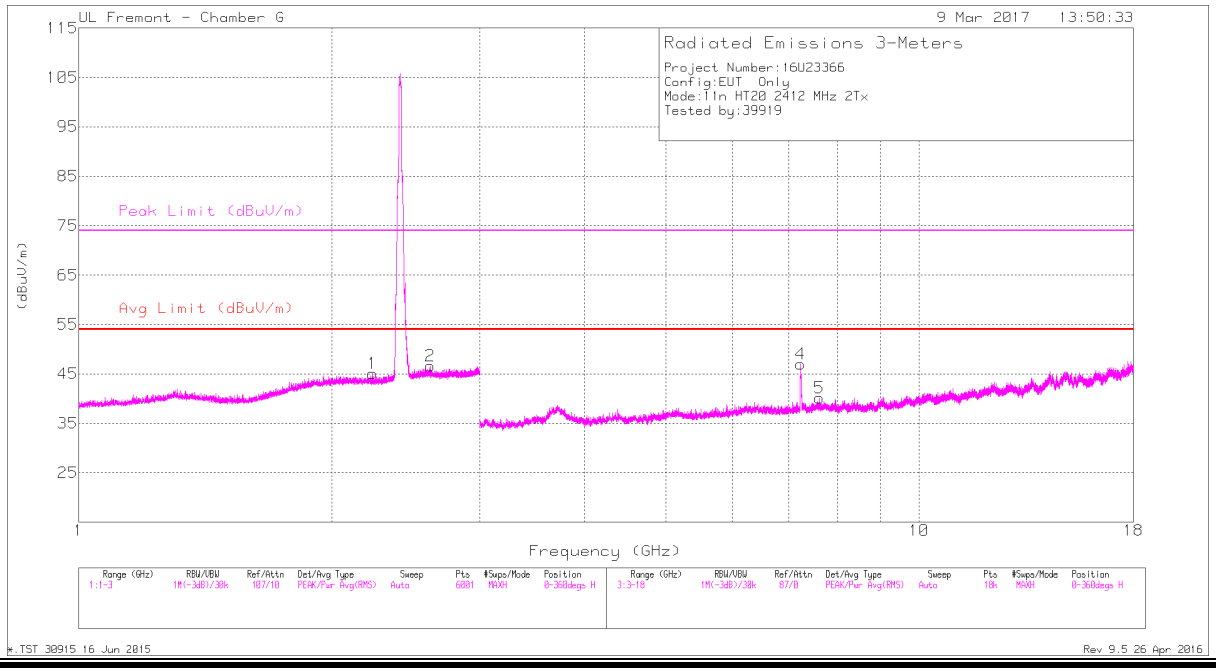

LOW CHANNEL VERTICAL

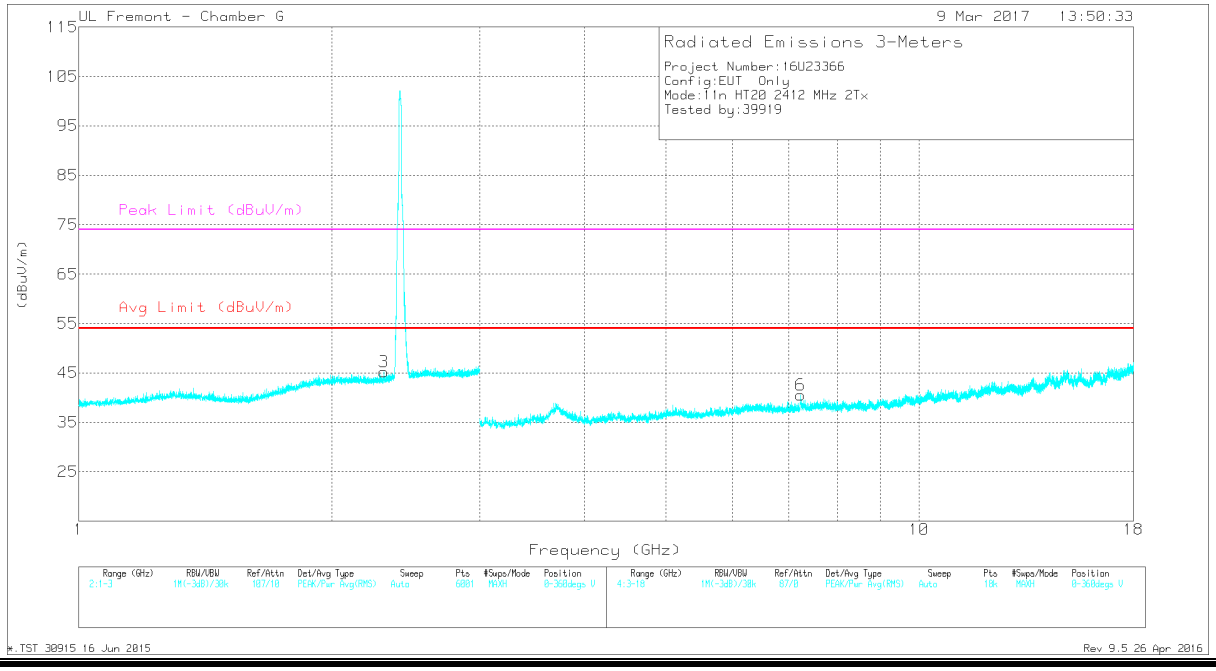

This report shall not be reproduced except in full, without the written approval of UL Verification Services Inc.

DATA

Marker	Frequency (GHz)	Meter Reading (dBuV)	Det	AF T136 (dB/m)	Amp/Cbl /Fltr/Pad (dB)	Corrected Reading (dBuV/m)	Avg Limit (dBuV/m)	Margin (dB)	Peak Limit (dBuV/m)	PK Margin (dB)	Azimuth (Degs)	Height (cm)	Polarity
1	* 2.238	43.41	PK2	31.5	-24	50.91	-	-	74	-23.09	248	202	H
	* 2.238	33.13	MAv1	31.5	-24	40.63	54	-13.37	-	-	248	202	H
5	* 7.617	39.04	PK2	36	-29.6	45.44	-	-	74	-28.56	167	202	H
	* 7.617	29.03	MAv1	36	-29.6	35.43	54	-18.57	-	-	167	202	H
3	2.309	42.89	PK2	31.5	-23.8	50.59	-	-	-	-	242	175	V
2	2.621	43.55	PK2	32.7	-23.6	52.65	-	-	-	-	181	231	H
6	7.229	42.12	PK2	35.8	-29.9	48.02	-	-	-	-	268	166	V
4	7.233	49.27	PK2	35.8	-29.9	55.17	-	-	-	-	252	124	H

* - indicates frequency in CFR47 Pt 15 / IC RSS-Restricted Band
PK2 - KDB558074 Method: Maximum Peak
MAv1 - KDB558074 Option 1 Maximum RMS Average
*.TST 30915 16 Jun 2015
Rev 9.5 26 Apr 2016

This report shall not be reproduced except in full, without the written approval of UL Verification Services Inc.

HARMONICS AND SPURIOUS EMISSIONS MID CHANNEL, CH 6)

MID CHANNEL HORIZONTAL

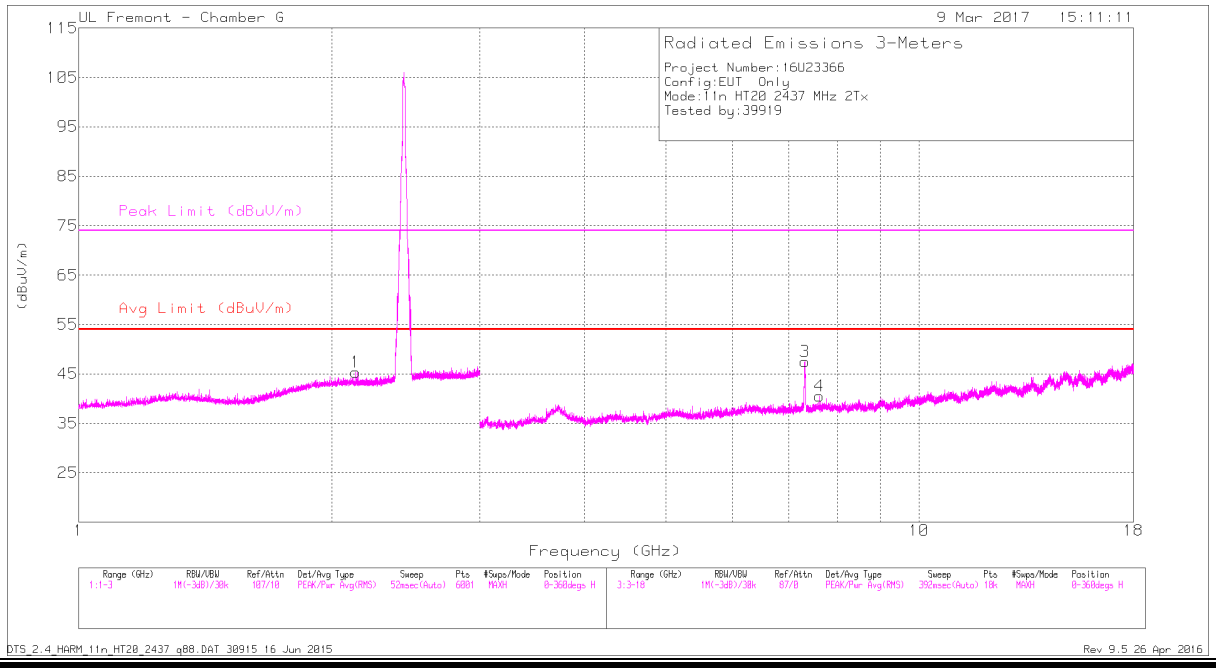

MID CHANNEL VERTICAL

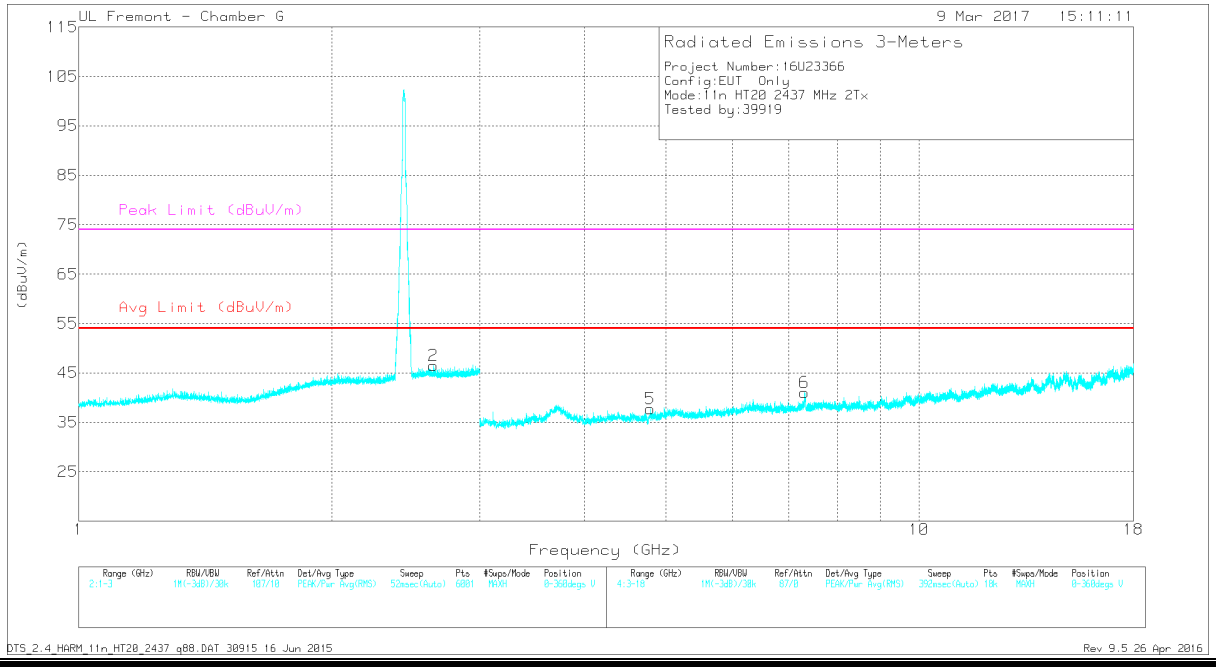

This report shall not be reproduced except in full, without the written approval of UL Verification Services Inc.

DATA

Marker	Frequency (GHz)	Meter Reading (dBuV)	Det	AF T136 (dB/m)	Amp/Cbl /Fltr/Pad (dB)	Corrected Reading (dBuV/m)	Avg Limit (dBuV/m)	Margin (dB)	Peak Limit (dBuV/m)	PK Margin (dB)	Azimuth (Degs)	Height (cm)	Polarity
3	* 7.325	47.5	PK2	35.8	-29.9	53.4	-	-	74	-20.6	29	122	H
	* 7.314	37	MAv1	35.8	-29.7	43.1	54	-10.9	-	-	29	122	H
4	* 7.609	38.98	PK2	36	-29.6	45.38	-	-	74	-28.62	145	169	H
	* 7.608	28.24	MAv1	36	-29.6	34.64	54	-19.36	-	-	145	169	H
5	* 7.305	39.29	PK2	35.8	-29.7	45.39	-	-	74	-28.61	63	178	V
	* 7.306	29.5	MAv1	35.8	-29.7	35.6	54	-18.4	-	-	63	178	V
6	* 4.793	40.35	PK2	34.4	-31.9	42.85	-	-	74	-31.15	278	355	V
	* 4.793	29.88	MAv1	34.4	-31.9	32.38	54	-21.62	-	-	278	355	V
1	2.135	43.7	PK2	31.6	-24	51.3	-	-	-	-	169	395	H
2	2.645	43.36	PK2	32.6	-23.6	52.36	-	-	-	-	242	399	V

* - indicates frequency in CFR47 Pt 15 / IC RSS-Restricted Band

PK2 - KDB558074 Method: Maximum Peak

MAv1 - KDB558074 Option 1 Maximum RMS Average

DTS_2.4_HARM_11n_HT20_2437 q88.DAT 30915 16 Jun 2015

Rev 9.5 26 Apr 2016

This report shall not be reproduced except in full, without the written approval of UL Verification Services Inc.

HARMONICS AND SPURIOUS EMISSIONS HIGH CHANNEL, CH 13)

HIGH CHANNEL HORIZONTAL

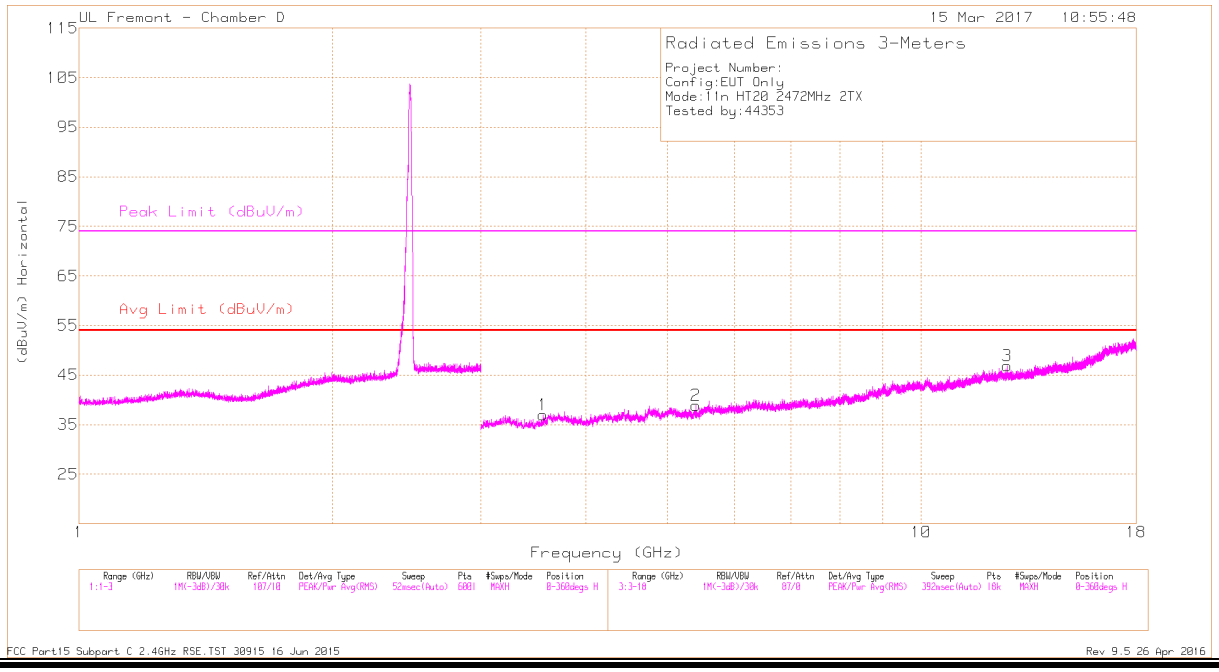

HIGH CHANNEL VERTICAL

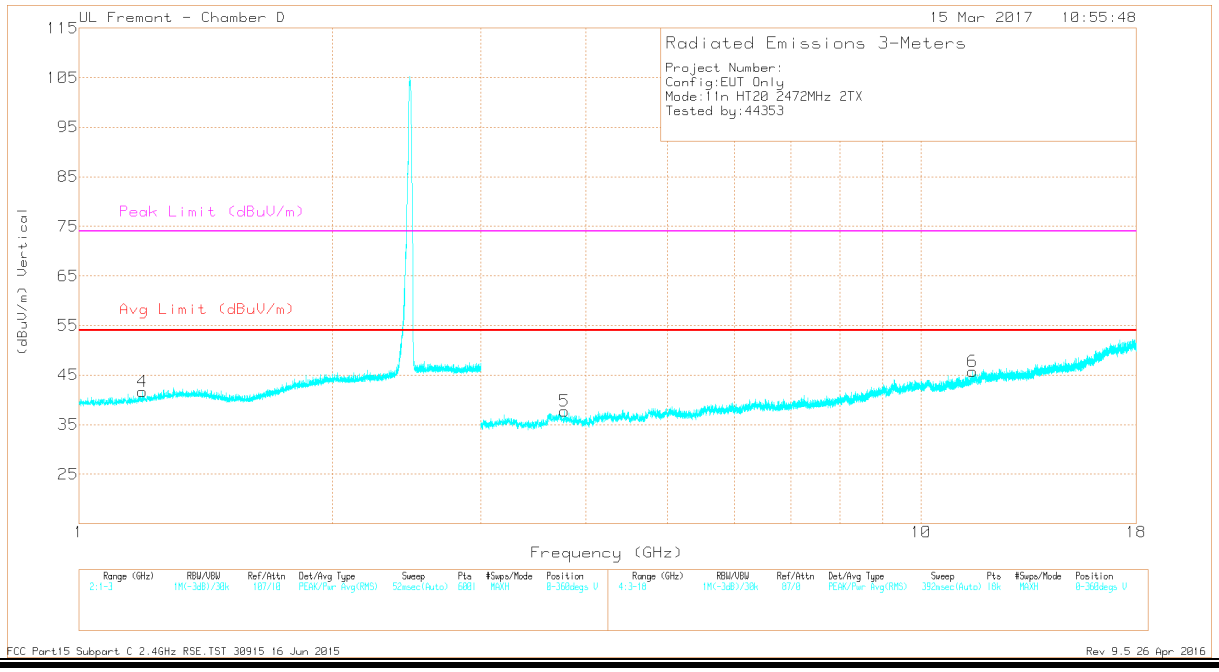

This report shall not be reproduced except in full, without the written approval of UL Verification Services Inc.

DATA

Marker	Frequency (GHz)	Meter Reading (dBuV)	Det	AF T862 (dB/m)	Amp/Cbl /Fltr/Pad (dB)	Corrected Reading (dBuV/m)	Avg Limit (dBuV/m)	Margin (dB)	Peak Limit (dBuV/m)	PK Margin (dB)	Azimuth (Degs)	Height (cm)	Polarity
4	* 1.189	41.77	PK2	28.4	-22.4	47.77	-	-	74	-26.23	210	244	V
	* 1.188	30.93	MAv1	28.4	-22.4	36.93	54	-17.07	-	-	210	244	V
1	* 3.556	38.83	PK2	33.1	-28.2	43.73	-	-	74	-30.27	305	103	H
	* 3.558	27.94	MAv1	33.1	-28.3	32.74	54	-21.26	-	-	305	103	H
2	* 5.403	37.11	PK2	34.6	-27.7	44.01	-	-	74	-29.99	138	200	H
	* 5.406	27.24	MAv1	34.6	-27.7	34.14	54	-19.86	-	-	138	200	H
3	* 12.647	34.84	PK2	39.2	-21.1	52.94	-	-	74	-21.06	94	325	H
	* 12.644	24.24	MAv1	39.2	-21.1	42.34	54	-11.66	-	-	94	325	H
5	* 3.769	37.88	PK2	33.2	-28.1	42.98	-	-	74	-31.02	282	186	V
	* 3.771	27.83	MAv1	33.2	-28.1	32.93	54	-21.07	-	-	282	186	V
6	* 11.503	33.67	PK2	38.3	-21.1	50.87	-	-	74	-23.13	133	190	V
	* 11.503	24.17	MAv1	38.3	-21.1	41.37	54	-12.63	-	-	133	190	V

* - indicates frequency in CFR47 Pt 15 / IC RSS-Restricted Band

PK2 - KDB558074 Method: Maximum Peak

MAv1 - KDB558074 Option 1 Maximum RMS Average

FCC Part15 Subpart C 2.4GHz RSE.TST 30915 16 Jun 2015
Rev 9.5 26 Apr 2016

UL VERIFICATION SERVICES INC. FORM NO: CCSUP4701J
47173 BENICIA STREET, FREMONT, CA 94538, USA TEL: (510) 771-1000 FAX: (510) 661-0888
This report shall not be reproduced except in full, without the written approval of UL Verification Services Inc.

9.3. WORST-CASE BELOW 1 GHz

SPURIOUS EMISSIONS 30 TO 1000 MHz (WORST-CASE CONFIGURATION)

HORIZONTAL PLOT

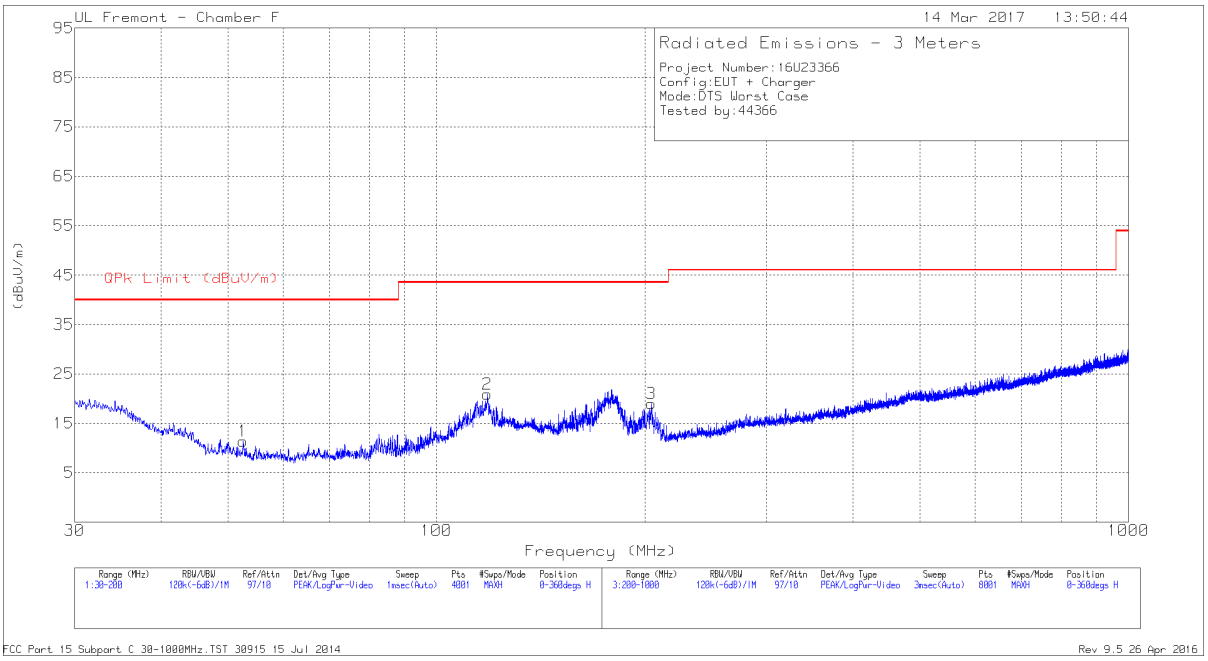

VERTICAL PLOT

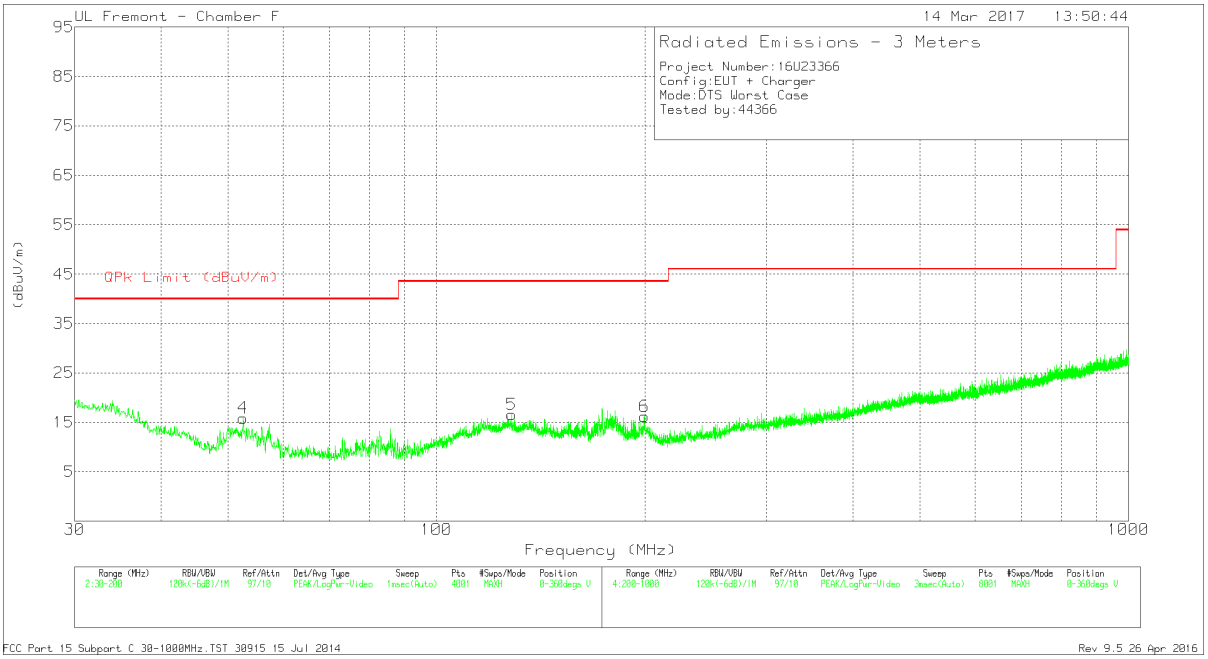

This report shall not be reproduced except in full, without the written approval of UL Verification Services Inc.

DATA

Trace Markers

Marker	Frequency (MHz)	Meter Reading (dBuV)	Det	AF T122 (dB/m)	Amp/Cbl (dB)	Corrected Reading (dBuV/m)	QPk Limit (dBuV/m)	Margin (dB)	Azimuth (Degs)	Height (cm)	Polarity
1	52.525	30.91	Pk	12.1	-31.6	11.41	40	-28.59	0-360	399	H
2	* 118.4425	34.16	Pk	17.7	-31	20.86	43.52	-22.66	0-360	199	H
4	52.5463	35.39	Pk	12.1	-31.6	15.89	40	-24.11	0-360	100	V
5	* 128.43	29.4	Pk	18.1	-30.9	16.6	43.52	-26.92	0-360	100	V
6	199.575	30.06	Pk	16.7	-30.5	16.26	43.52	-27.26	0-360	100	V
3	204.5	33.69	Pk	15.7	-30.4	18.99	43.52	-24.53	0-360	99	H

* - indicates frequency in CFR47 Pt 15 / IC RSS-Restricted Band

Pk - Peak detector

FCC Part 15 Subpart C 30-1000MHz.TST 30915 15 Jul 2014
Rev 9.5 26 Apr 2016

UL VERIFICATION SERVICES INC. FORM NO: CCSUP4701J
47173 BENICIA STREET, FREMONT, CA 94538, USA TEL: (510) 771-1000 FAX: (510) 661-0888

This report shall not be reproduced except in full, without the written approval of UL Verification Services Inc.

9.4. WORST-CASE 18 to 26 GHz

SPURIOUS EMISSIONS 18 TO 26 GHz (WORST-CASE CONFIGURATION, HORIZONTAL & VERTICAL)

HORIZONTAL PLOT

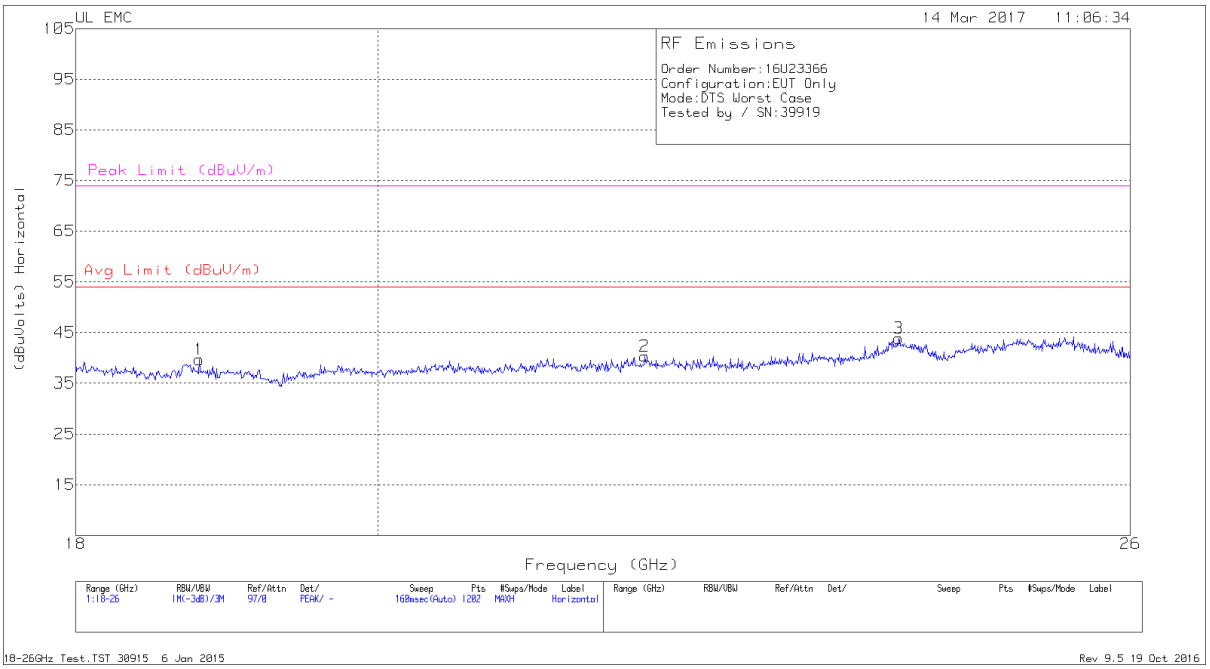

VERTICAL PLOT

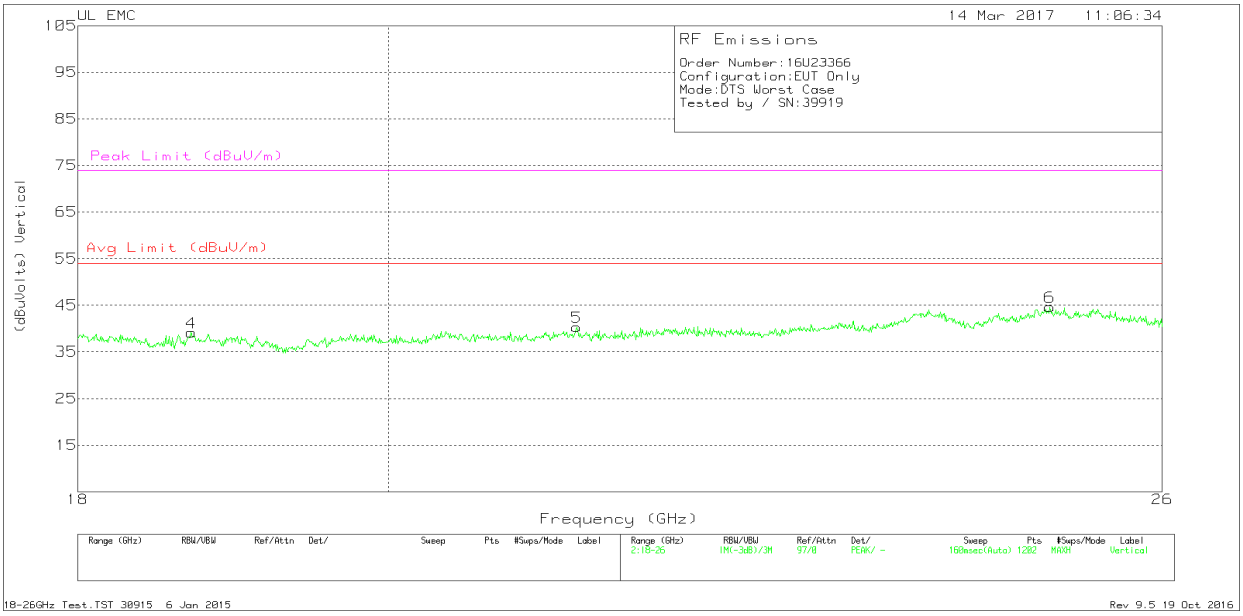

This report shall not be reproduced except in full, without the written approval of UL Verification Services Inc.

DATA

Trace Markers

Marker	Frequency (GHz)	Meter Reading (dBuV)	Det	AF T449 (dB/m)	Amp/Cbl (dB)	Dist Corr (dB)	Corrected Reading (dBuVolts)	Avg Limit (dBuV/m)	Margin (dB)	Peak Limit (dBuV/m)	PK Margin (dB)
1	18.793	41.67	Pk	32.4	-24.9	-9.5	39.67	54	-14.33	74	-34.33
2	21.95	41.73	Pk	33.4	-25.3	-9.5	40.33	54	-13.67	74	-33.67
3	23.982	43.63	Pk	34	-24.3	-9.5	43.83	54	-10.17	74	-30.17
4	18.706	40.67	Pk	32.4	-24.4	-9.5	39.17	54	-14.83	74	-34.83
5	21.317	41.93	Pk	33.1	-25.2	-9.5	40.33	54	-13.67	74	-33.67
6	25.027	44.67	Pk	34.2	-24.7	-9.5	44.67	54	-9.33	74	-29.33

Pk - Peak detector

18-26GHz Test.TST 30915 6 Jan 2015

Rev 9.5 19 Oct 2016

This report shall not be reproduced except in full, without the written approval of UL Verification Services Inc.

10. AC POWER LINE CONDUCTED EMISSIONS

LIMITS

FCC §15.207 (a)

RSS-Gen 8.8

Frequency of Emission (MHz)	Conducted Limit (dBµV)	
	Quasi-peak	Average
0.15-0.5	66 to 56 *	56 to 46 *
0.5-5	56	46
5-30	60	50

*Decreases with the logarithm of the frequency.

TEST PROCEDURE

The EUT is placed on a non-conducting table 40 cm from the vertical ground plane and 80 cm above the horizontal ground plane. The EUT is configured in accordance with ANSI C63.10.

The receiver is set to a resolution bandwidth of 9 kHz. Peak detection is used unless otherwise noted as quasi-peak or average.

Line conducted data is recorded for both NEUTRAL and HOT lines.

This report shall not be reproduced except in full, without the written approval of UL Verification Services Inc.

10.1. EUT POWERED BY AC/DC ADAPTER VIA USB CABLE

LINE 1 RESULTS

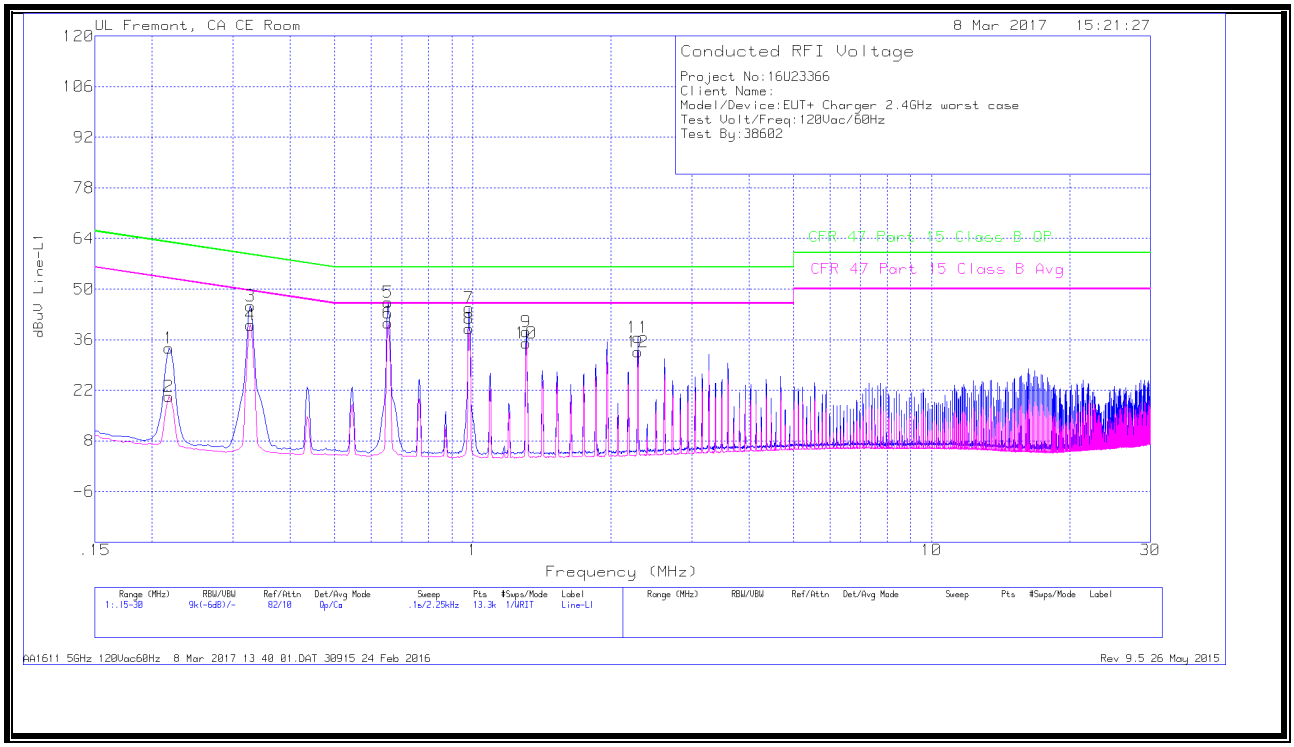

WORST EMISSIONS

Range 1: Line-L1 .15 - 30MHz

Marker	Frequency (MHz)	Meter Reading (dBuV)	Det	LISN L1	LC Cables C1&C3	Limiter (dB)	Corrected Reading dBuV	CFR 47 Part 15 Class B QP	QP Margin (dB)	CFR 47 Part 15 Class B Avg	Av(CISPR) Margin (dB)
1	.2175	23.6	Qp	0	0	10.1	33.7	62.91	-29.21	-	-
2	.2175	10.14	Ca	0	0	10.1	20.24	-	-	52.91	-32.67
3	.32775	35.16	Qp	0	.1	10.1	45.36	59.51	-14.15	-	-
4	.32775	29.81	Ca	0	.1	10.1	40.01	-	-	49.51	-9.5
5	.654	36.09	Qp	0	.1	10.1	46.29	56	-9.71	-	-
6	.654	30.35	Ca	0	.1	10.1	40.55	-	-	46	-5.45
7	.98025	34.54	Qp	0	.1	10.1	44.74	56	-11.26	-	-
8	.9825	28.9	Ca	0	.1	10.1	39.1	-	-	46	-6.9
9	1.30875	27.95	Qp	0	.1	10.1	38.15	56	-17.85	-	-
10	1.30875	24.83	Ca	0	.1	10.1	35.03	-	-	46	-10.97
11	2.28975	26.41	Qp	0	.1	10.1	36.61	56	-19.39	-	-
12	2.28975	22.34	Ca	0	.1	10.1	32.54	-	-	46	-13.46

Qp - Quasi-Peak detector

Ca - CISPR average detection

This report shall not be reproduced except in full, without the written approval of UL Verification Services Inc.

LINE 2 RESULTS

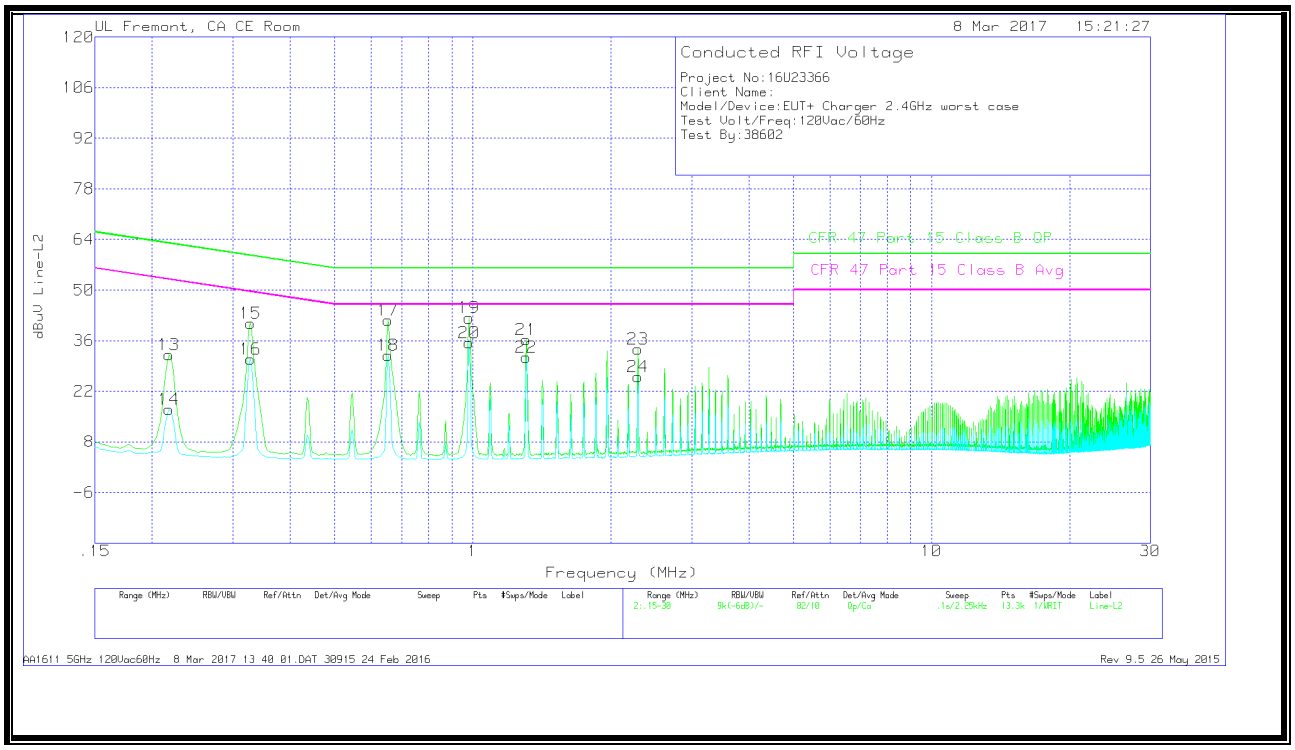

WORST EMISSIONS

Range 2: Line-L2 .15 - 30MHz

Marker	Frequency (MHz)	Meter Reading (dBuV)	Det	LISN L2	LC Cables C2&C3	Limiter (dB)	Corrected Reading dBuV	CFR 47 Part 15 Class B QP	QP Margin (dB)	CFR 47 Part 15 Class B Avg	Av(CISPR) Margin (dB)
13	.2175	21.96	Qp	0	0	10.1	32.06	62.91	-30.85	-	-
14	.2175	6.93	Ca	0	0	10.1	17.03	-	-	52.91	-35.88
15	.32775	30.58	Qp	0	.1	10.1	40.78	59.51	-18.73	-	-
16	.32775	20.64	Ca	0	.1	10.1	30.84	-	-	49.51	-18.67
17	.654	31.47	Qp	0	.1	10.1	41.67	56	-14.33	-	-
18	.654	21.73	Ca	0	.1	10.1	31.93	-	-	46	-14.07
19	.9825	32.07	Qp	0	.1	10.1	42.27	56	-13.73	-	-
20	.9825	25.22	Ca	0	.1	10.1	35.42	-	-	46	-10.58
21	1.30875	26.08	Qp	0	.1	10.1	36.28	56	-19.72	-	-
22	1.30875	21.16	Ca	0	.1	10.1	31.36	-	-	46	-14.64
23	2.28975	23.52	Qp	0	.1	10.1	33.72	56	-22.28	-	-
24	2.28975	15.85	Ca	0	.1	10.1	26.05	-	-	46	-19.95

Qp - Quasi-Peak detector

Ca - CISPR average detection

AA1611 5GHz 120Vac60Hz 8 Mar 2017 13 40 01.DAT 30915 24 Feb 2016

Rev 9.5 26 May 2015

This report shall not be reproduced except in full, without the written approval of UL Verification Services Inc.

10.2. EUT POWERED BY HOST PC VIA USB CABLE

LINE 1 RESULTS

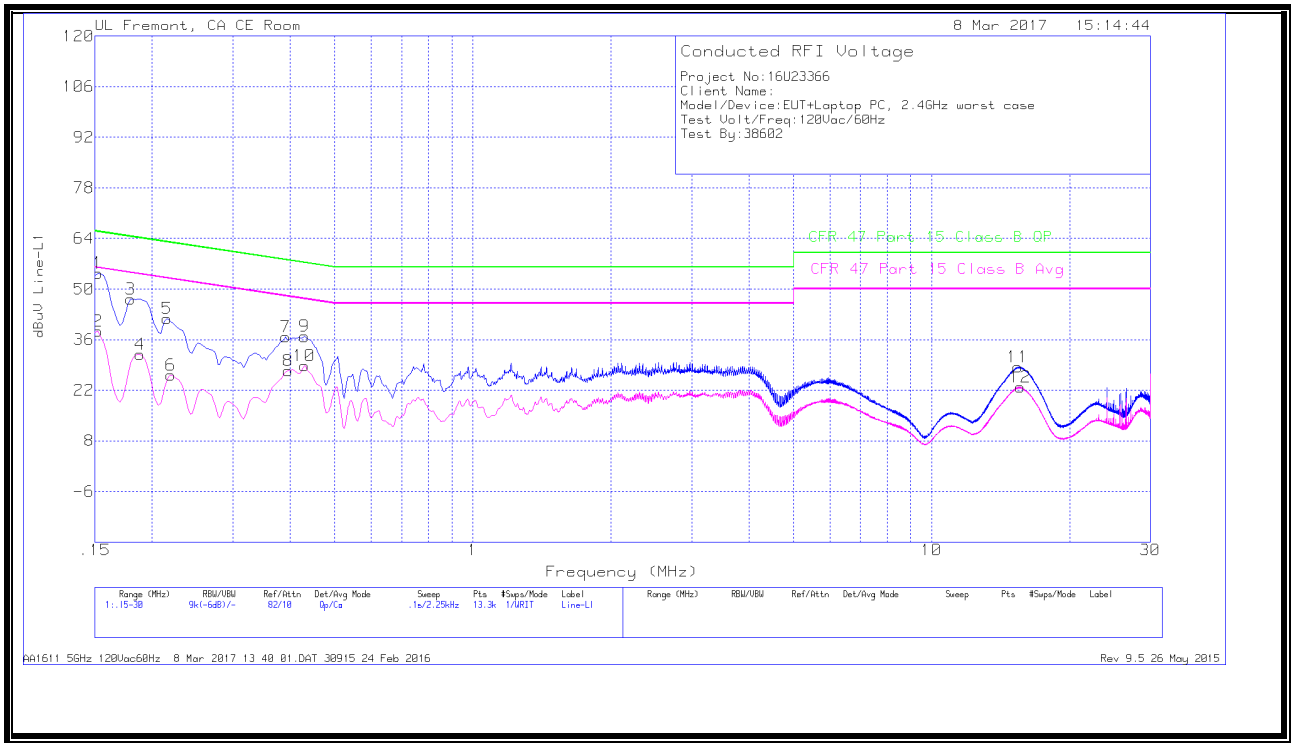

WORST EMISSIONS

Range 1: Line-L1 .15 - 30MHz

Marker	Frequency (MHz)	Meter Reading (dBuV)	Det	LISN L1	LC Cables C1&C3	Limiter (dB)	Corrected Reading dBuV	CFR 47 Part 15 Class B QP	QP Margin (dB)	CFR 47 Part 15 Class B Avg	Av(CISPR) Margin (dB)
1	.15225	44.13	Qp	.1	.1	10.1	54.43	65.88	-11.45	-	-
2	.15225	28.1	Ca	.1	.1	10.1	38.4	-	-	55.88	-17.48
3	.17925	37.03	Qp	0	.1	10.1	47.23	64.52	-17.29	-	-
4	.18825	21.67	Ca	0	.1	10.1	31.87	-	-	54.11	-22.24
5	.21525	31.63	Qp	0	.1	10.1	41.83	63	-21.17	-	-
6	.21975	15.96	Ca	0	.1	10.1	26.16	-	-	52.83	-26.67
7	.39075	26.6	Qp	0	.1	10.1	36.8	58.05	-21.25	-	-
8	.39525	17.15	Ca	0	.1	10.1	27.35	-	-	47.95	-20.6
9	.429	26.68	Qp	0	.1	10.1	36.88	57.27	-20.39	-	-
10	.429	18.6	Ca	0	.1	10.1	28.8	-	-	47.27	-18.47
11	15.4388	18.1	Qp	0	.2	10.2	28.5	60	-31.5	-	-
12	15.6345	12.44	Ca	0	.2	10.2	22.84	-	-	50	-27.16

Qp - Quasi-Peak detector

Ca - CISPR average detection

This report shall not be reproduced except in full, without the written approval of UL Verification Services Inc.

LINE 2 RESULTS

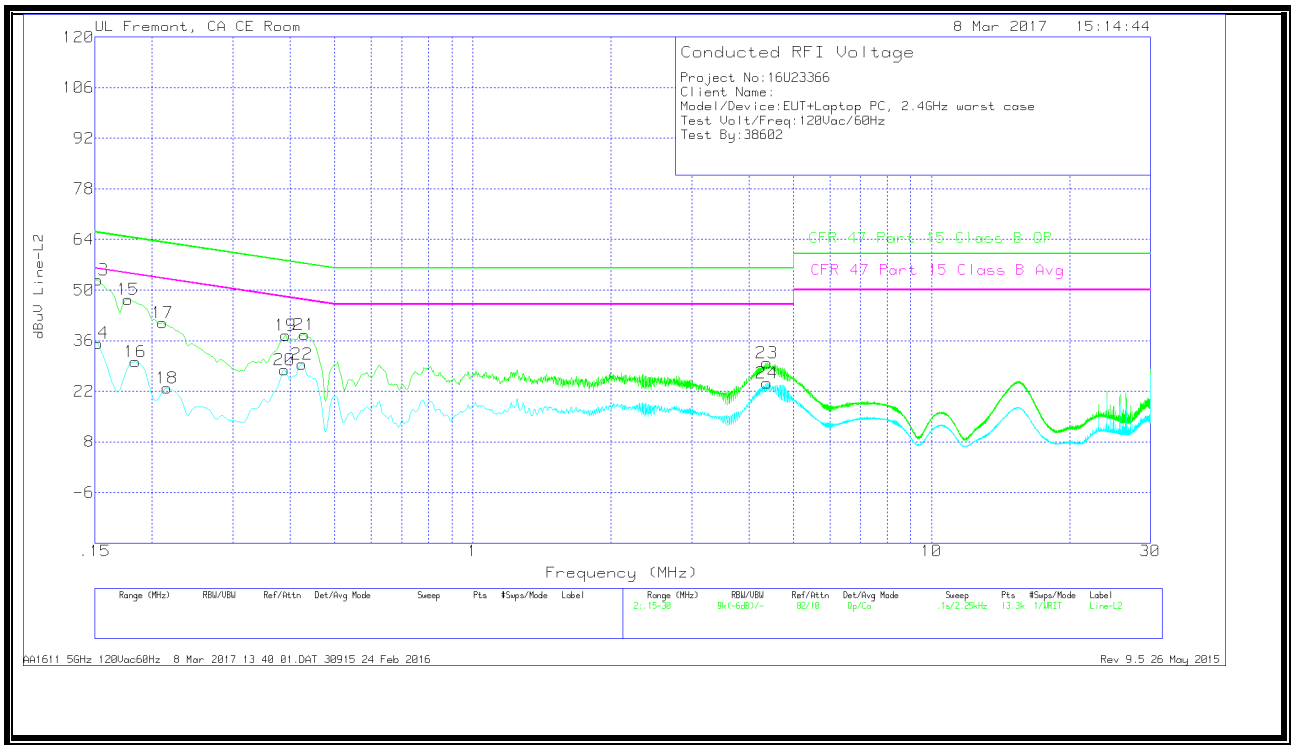

WORST EMISSIONS

Range 2: Line-L2 .15 - 30MHz

Marker	Frequency (MHz)	Meter Reading (dBuV)	Det	LISN L2	LC Cables C2&C3	Limiter (dB)	Corrected Reading dBuV	CFR 47 Part 15 Class B QP	QP Margin (dB)	CFR 47 Part 15 Class B Avg	Av(CISPR) Margin (dB)
13	.15225	42.61	Qp	0	0	10.1	52.71	65.88	-13.17	-	-
14	.15225	25.21	Ca	0	0	10.1	35.31	-	-	55.88	-20.57
15	.177	37.21	Qp	0	.1	10.1	47.41	64.63	-17.22	-	-
16	.18375	19.91	Ca	0	.1	10.1	30.11	-	-	54.31	-24.2
17	.21075	30.79	Qp	0	0	10.1	40.89	63.18	-22.29	-	-
18	.21525	12.62	Ca	0	.1	10.1	22.82	-	-	53	-30.18
19	.39075	27.31	Qp	0	.1	10.1	37.51	58.05	-20.54	-	-
20	.3885	17.7	Ca	0	.1	10.1	27.9	-	-	48.1	-20.2
21	.429	27.5	Qp	0	.1	10.1	37.7	57.27	-19.57	-	-
22	.4245	19.26	Ca	0	.1	10.1	29.46	-	-	47.36	-17.9
23	4.37775	19.56	Qp	0	.1	10.1	29.76	56	-26.24	-	-
24	4.37775	14.06	Ca	0	.1	10.1	24.26	-	-	46	-21.74

Qp - Quasi-Peak detector

Ca - CISPR average detection

AA1611 5GHz 120Vac60Hz 8 Mar 2017 13 40 01.DAT 30915 24 Feb 2016

Rev 9.5 26 May 2015

This report shall not be reproduced except in full, without the written approval of UL Verification Services Inc.