8.7.3. AVERAGE POWER

ID:	30554	Date:	3/8/2017

LIMITS

None; for reporting purposes only.

TEST PROCEDURE

Measurements perform using a wideband gated RF power meter.

RESULTS

Channel	Frequency	Power UAT 2 (dBm)
Mid	5210	14.95

This report shall not be reproduced except in full, without the written approval of UL Verification Services Inc.

8.7.4. OUTPUT POWER AND PPSD

LIMITS

FCC §15.407 (a) (1)

(i) For an outdoor access point operating in the band 5.15-5.25 GHz, the maximum conducted output power over the frequency band of operation shall not exceed 1 W provided the maximum antenna gain does not exceed 6 dBi. In addition, the maximum power spectral density shall not exceed 17 dBm in any 1 megahertz band. If transmitting antennas of directional gain greater than 6 dBi are used, both the maximum conducted output power and the maximum power spectral density shall be reduced by the amount in dB that the directional gain of the antenna exceeds 6 dBi. The maximum e.i.r.p. at any elevation angle above 30 degrees as measured from the horizon must not exceed 125 mW (21 dBm).

(ii) For an indoor access point operating in the band 5.15-5.25 GHz, the maximum conducted output power over the frequency band of operation shall not exceed 1 W provided the maximum antenna gain does not exceed 6 dBi. In addition, the maximum power spectral density shall not exceed 17 dBm in any 1 megahertz band. If transmitting antennas of directional gain greater than 6 dBi are used, both the maximum conducted output power and the maximum power spectral density shall be reduced by the amount in dB that the directional gain of the antenna exceeds 6 dBi.

(iii) For fixed point-to-point access points operating in the band 5.15-5.25 GHz, the maximum conducted output power over the frequency band of operation shall not exceed 1 W. Fixed point-to-point U-NII devices may employ antennas with directional gain up to 23 dBi without any corresponding reduction in the maximum conducted output power or maximum power spectral density. For fixed point-to-point transmitters that employ a directional antenna gain greater than 23 dBi, a 1 dB reduction in maximum conducted output power and maximum power spectral density is required for each 1 dB of antenna gain in excess of 23 dBi. Fixed, point-to-point operations exclude the use of point-to-multipoint systems, omnidirectional applications, and multiple collocated transmitters transmitting the same information. The operator of the U-NII device, or if the equipment is professionally installed, the installer, is responsible for ensuring that systems employing high gain directional antennas are used exclusively for fixed, point-to-point operations.

(iv) For mobile and portable client devices in the 5.15-5.25 GHz band, the maximum conducted output power over the frequency band of operation shall not exceed 250 mW provided the maximum antenna gain does not exceed 6 dBi. In addition, the maximum power spectral density shall not exceed 11 dBm in any 1 megahertz band. If transmitting antennas of directional gain greater than 6 dBi are used, both the maximum conducted output power and the maximum power spectral density shall be reduced by the amount in dB that the directional gain of the antenna exceeds 6 dBi.

TEST PROCEDURE

Measurements perform using a wideband gated RF power meter provided that the gate parameters are adjusted such that the power is measured only when the EUT is transmitting at its maximum power control level. Since the measurement is made only during the ON time of the transmitter, no duty cycle correction factor is required.

PSD Test Procedure: KDB 789033 D02 v01r04 Section F (Method SA-2)

DIRECTIONAL ANTENNA GAIN

There is only one transmitter output therefore the directional gain is equal to the antenna gain.

UL VERIFICATION SERVICES INC. FORM NO: CCSUP4701J
47173 BENICIA STREET, FREMONT, CA 94538, USA TEL: (510) 771-1000 FAX: (510) 661-0888
This report shall not be reproduced except in full, without the written approval of UL Verification Services Inc.

RESULTS

Antenna Gain and Limits

Channel	Frequency (MHz)	Directional Gain for Power (dBi)	Directional Gain for PSD (dBi)	Power Limit (dBm)	PSD Limit (dBm)
Mid	5210	-4.61	-4.61	24.00	11.00

Duty Cycle CF (dB)	0.20	**Included in Calculations of Corr'd PSD**

Output Power Results

Channel	Frequency (MHz)	UAT 2 Meas Power (dBm)	Total Corr'd Power (dBm)	Power Limit (dBm)	Power Margin (dB)
Mid	5210	14.95	14.95	24.00	-9.05

PSD Results

Channel	Frequency (MHz)	UAT 2 Meas PSD (dBm/MHz)	Total Corr'd PSD (dBm/MHz)	PSD Limit (dBm/MHz)	PSD Margin (dB)
Mid	5210	0.18	0.38	11.00	-10.62

UL VERIFICATION SERVICES INC. FORM NO: CCSUP4701J
47173 BENICIA STREET, FREMONT, CA 94538, USA TEL: (510) 771-1000 FAX: (510) 661-0888
This report shall not be reproduced except in full, without the written approval of UL Verification Services Inc.

, CH MID

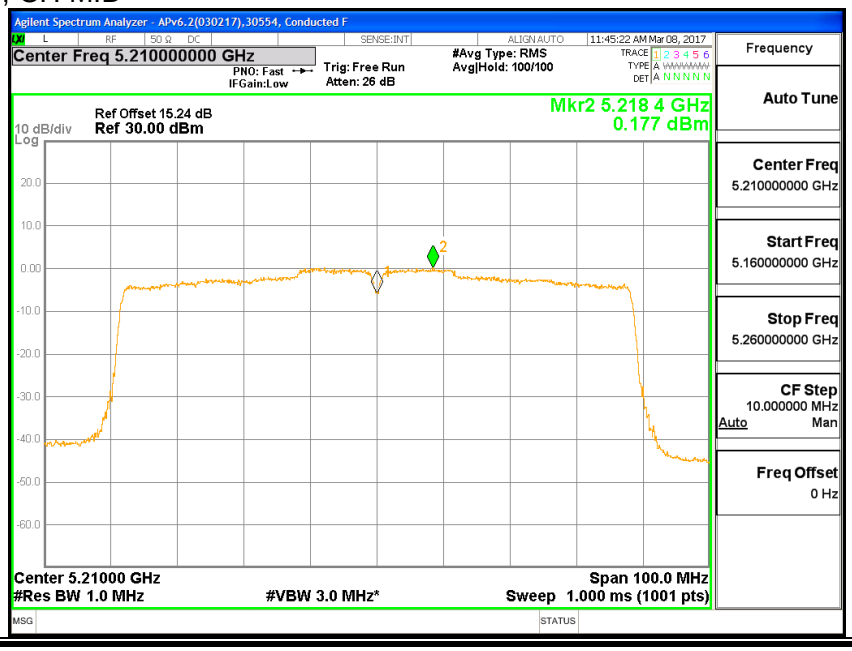

This report shall not be reproduced except in full, without the written approval of UL Verification Services Inc.

8.8. 11ac HT80 LAT 3 SISO MODE IN THE 5.2GHz BAND

8.8.1. 26 dB BANDWIDTH

LIMITS

None; for reporting purposes only.

RESULTS

Channel	Frequency	26 dB BW LAT 3 (MHz)
Mid	5210	82.4

This report shall not be reproduced except in full, without the written approval of UL Verification Services Inc.

26dB, CH MID

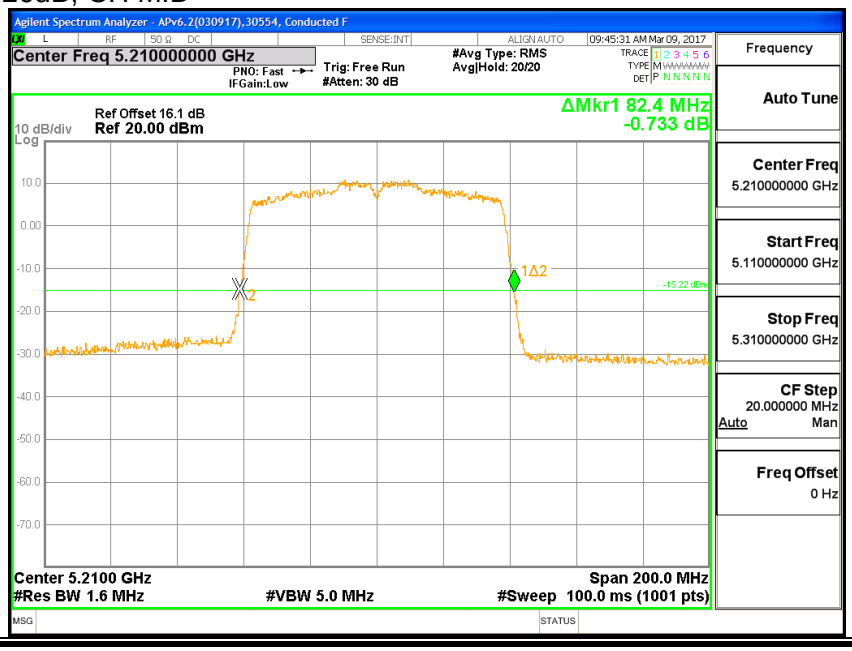

This report shall not be reproduced except in full, without the written approval of UL Verification Services Inc.

8.8.2. 99% BANDWIDTH

LIMITS

None; for reporting purposes only.

RESULTS

Channel	Frequency	99% BW LAT 3 (MHz)
Mid	5210	75.172

UL VERIFICATION SERVICES INC. FORM NO: CCSUP4701J
47173 BENICIA STREET, FREMONT, CA 94538, USA TEL: (510) 771-1000 FAX: (510) 661-0888
This report shall not be reproduced except in full, without the written approval of UL Verification Services Inc.

OBW, CH MID

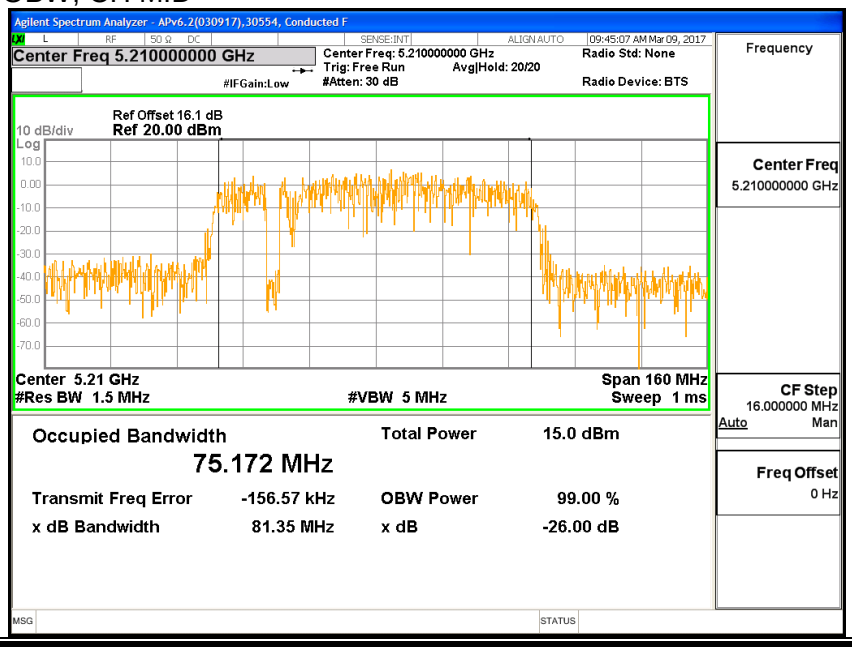

UL VERIFICATION SERVICES INC. FORM NO: CCSUP4701J
47173 BENICIA STREET, FREMONT, CA 94538, USA TEL: (510) 771-1000 FAX: (510) 661-0888
This report shall not be reproduced except in full, without the written approval of UL Verification Services Inc.

8.8.3. AVERAGE POWER

ID:	30554	Date:	3/8/2017

LIMITS

None; for reporting purposes only.

TEST PROCEDURE

Measurements perform using a wideband gated RF power meter.

RESULTS

Channel	Frequency	Power LAT 3 (dBm)
Mid	5210	14.94

This report shall not be reproduced except in full, without the written approval of UL Verification Services Inc.

8.8.4. OUTPUT POWER AND PPSD

LIMITS

FCC §15.407 (a) (1)

(i) For an outdoor access point operating in the band 5.15-5.25 GHz, the maximum conducted output power over the frequency band of operation shall not exceed 1 W provided the maximum antenna gain does not exceed 6 dBi. In addition, the maximum power spectral density shall not exceed 17 dBm in any 1 megahertz band. If transmitting antennas of directional gain greater than 6 dBi are used, both the maximum conducted output power and the maximum power spectral density shall be reduced by the amount in dB that the directional gain of the antenna exceeds 6 dBi. The maximum e.i.r.p. at any elevation angle above 30 degrees as measured from the horizon must not exceed 125 mW (21 dBm).

(ii) For an indoor access point operating in the band 5.15-5.25 GHz, the maximum conducted output power over the frequency band of operation shall not exceed 1 W provided the maximum antenna gain does not exceed 6 dBi. In addition, the maximum power spectral density shall not exceed 17 dBm in any 1 megahertz band. If transmitting antennas of directional gain greater than 6 dBi are used, both the maximum conducted output power and the maximum power spectral density shall be reduced by the amount in dB that the directional gain of the antenna exceeds 6 dBi.

(iii) For fixed point-to-point access points operating in the band 5.15-5.25 GHz, the maximum conducted output power over the frequency band of operation shall not exceed 1 W. Fixed point-to-point U-NII devices may employ antennas with directional gain up to 23 dBi without any corresponding reduction in the maximum conducted output power or maximum power spectral density. For fixed point-to-point transmitters that employ a directional antenna gain greater than 23 dBi, a 1 dB reduction in maximum conducted output power and maximum power spectral density is required for each 1 dB of antenna gain in excess of 23 dBi. Fixed, point-to-point operations exclude the use of point-to-multipoint systems, omnidirectional applications, and multiple collocated transmitters transmitting the same information. The operator of the U-NII device, or if the equipment is professionally installed, the installer, is responsible for ensuring that systems employing high gain directional antennas are used exclusively for fixed, point-to-point operations.

(iv) For mobile and portable client devices in the 5.15-5.25 GHz band, the maximum conducted output power over the frequency band of operation shall not exceed 250 mW provided the maximum antenna gain does not exceed 6 dBi. In addition, the maximum power spectral density shall not exceed 11 dBm in any 1 megahertz band. If transmitting antennas of directional gain greater than 6 dBi are used, both the maximum conducted output power and the maximum power spectral density shall be reduced by the amount in dB that the directional gain of the antenna exceeds 6 dBi.

TEST PROCEDURE

Measurements perform using a wideband gated RF power meter provided that the gate parameters are adjusted such that the power is measured only when the EUT is transmitting at its maximum power control level. Since the measurement is made only during the ON time of the transmitter, no duty cycle correction factor is required.

PSD Test Procedure: KDB 789033 D02 v01r04 Section F (Method SA-2)

DIRECTIONAL ANTENNA GAIN

There is only one transmitter output therefore the directional gain is equal to the antenna gain.

UL VERIFICATION SERVICES INC. FORM NO: CCSUP4701J
47173 BENICIA STREET, FREMONT, CA 94538, USA TEL: (510) 771-1000 FAX: (510) 661-0888
This report shall not be reproduced except in full, without the written approval of UL Verification Services Inc.

RESULTS

Antenna Gain and Limits

Channel	Frequency (MHz)	Directional Gain for Power (dBi)	Directional Gain for PSD (dBi)	Power Limit (dBm)	PSD Limit (dBm)
Mid	5210	-0.98	-0.98	24.00	11.00

Duty Cycle CF (dB)	0.20	**Included in Calculations of Corr'd PSD**

Output Power Results

Channel	Frequency (MHz)	LAT 3 Meas Power (dBm)	Total Corr'd Power (dBm)	Power Limit (dBm)	Power Margin (dB)
Mid	5210	14.94	14.94	24.00	-9.06

PSD Results

Channel	Frequency (MHz)	LAT 3 Meas PSD (dBm/MHz)	Total Corr'd PSD (dBm/MHz)	PSD Limit (dBm/MHz)	PSD Margin (dB)
Mid	5210	1.14	1.34	11.00	-9.66

UL VERIFICATION SERVICES INC. FORM NO: CCSUP4701J
47173 BENICIA STREET, FREMONT, CA 94538, USA TEL: (510) 771-1000 FAX: (510) 661-0888
This report shall not be reproduced except in full, without the written approval of UL Verification Services Inc.

, CH MID

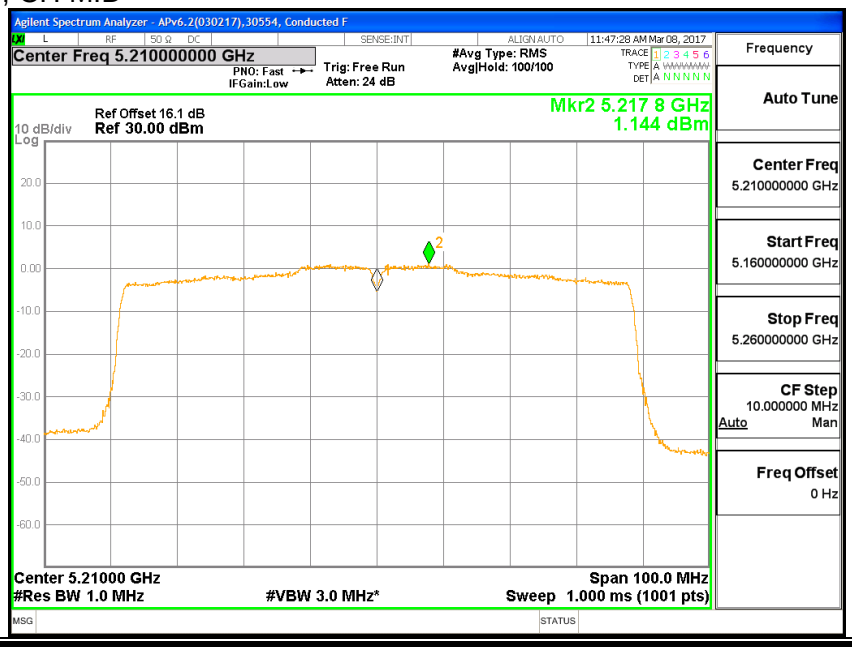

This report shall not be reproduced except in full, without the written approval of UL Verification Services Inc.

8.9. 11ac HT80 2TX CDD MIMO MODE IN THE 5.2GHz BAND

8.9.1. 26 dB BANDWIDTH

LIMITS

None; for reporting purposes only.

RESULTS

Channel	Frequency	26 dB BW UAT 2 (MHz)	26 dB BW LAT 3 (MHz)
Mid	5210	82.2	82

This report shall not be reproduced except in full, without the written approval of UL Verification Services Inc.

UAT 2 26dB , CH MID

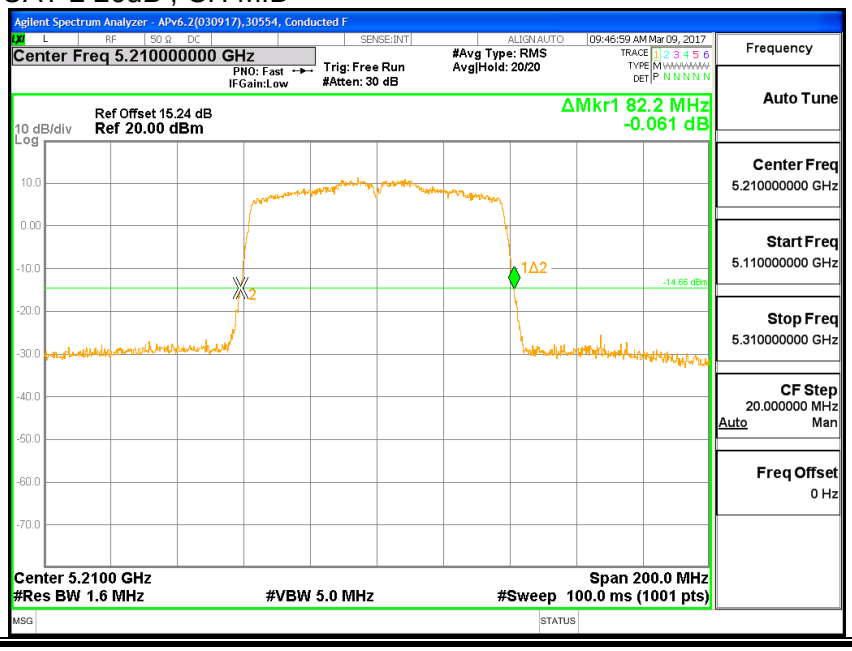

LAT 3 26dB , CH MID

This report shall not be reproduced except in full, without the written approval of UL Verification Services Inc.

8.9.2. 99% BANDWIDTH

LIMITS

None; for reporting purposes only.

RESULTS

Channel	Frequency	99% BW UAT 2 (MHz)	99% BW LAT 3 (MHz)
Mid	5210	75.616	75.561

This report shall not be reproduced except in full, without the written approval of UL Verification Services Inc.

UAT 2 OBW , CH MID

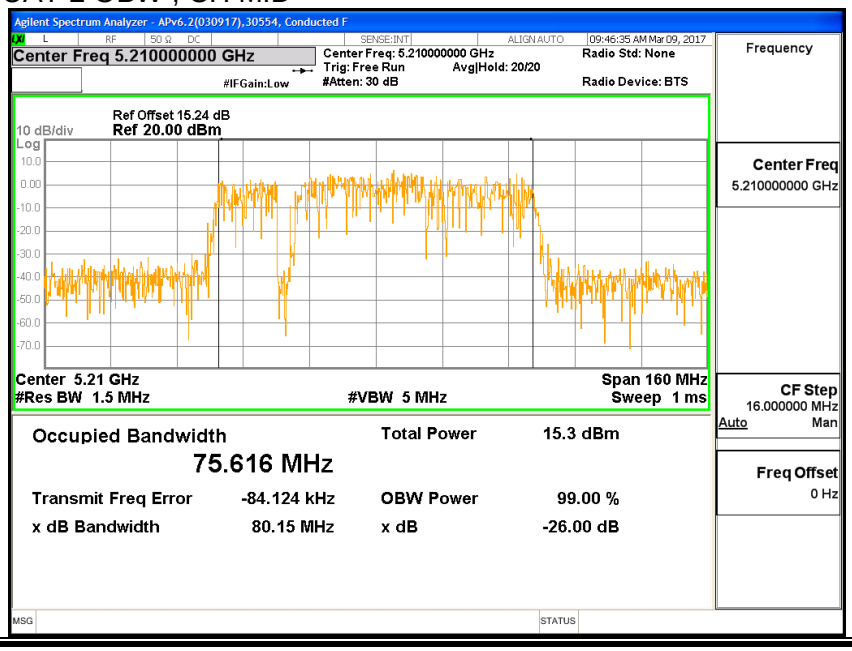

LAT 3 OBW , CH MID

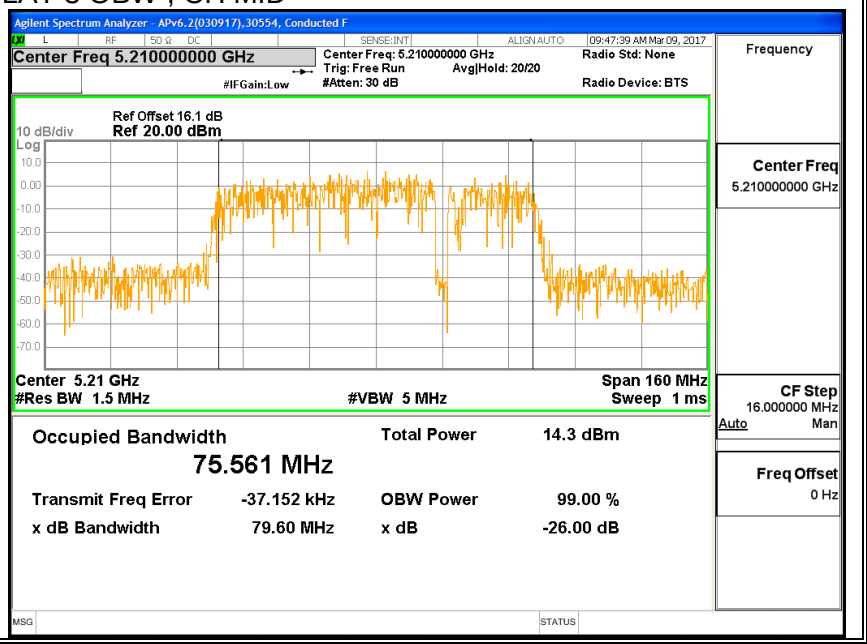

UL VERIFICATION SERVICES INC. FORM NO: CCSUP4701J
47173 BENICIA STREET, FREMONT, CA 94538, USA TEL: (510) 771-1000 FAX: (510) 661-0888
This report shall not be reproduced except in full, without the written approval of UL Verification Services Inc.

8.9.3. AVERAGE POWER

ID:	30554	Date:	3/8/2017

LIMITS

None; for reporting purposes only.

TEST PROCEDURE

Measurements perform using a wideband gated RF power meter.

RESULTS

Channel	Frequency	Power UAT 2 (dBm)	Power LAT 3 (dBm)	Total Power (dBm)
Mid	5210	13.48	13.44	16.47

UL VERIFICATION SERVICES INC. FORM NO: CCSUP4701J
47173 BENICIA STREET, FREMONT, CA 94538, USA TEL: (510) 771-1000 FAX: (510) 661-0888
This report shall not be reproduced except in full, without the written approval of UL Verification Services Inc.

8.9.4. OUTPUT POWER AND PPSD

LIMITS

FCC §15.407 (a) (1)

(i) For an outdoor access point operating in the band 5.15-5.25 GHz, the maximum conducted output power over the frequency band of operation shall not exceed 1 W provided the maximum antenna gain does not exceed 6 dBi. In addition, the maximum power spectral density shall not exceed 17 dBm in any 1 megahertz band. If transmitting antennas of directional gain greater than 6 dBi are used, both the maximum conducted output power and the maximum power spectral density shall be reduced by the amount in dB that the directional gain of the antenna exceeds 6 dBi. The maximum e.i.r.p. at any elevation angle above 30 degrees as measured from the horizon must not exceed 125 mW (21 dBm).

(ii) For an indoor access point operating in the band 5.15-5.25 GHz, the maximum conducted output power over the frequency band of operation shall not exceed 1 W provided the maximum antenna gain does not exceed 6 dBi. In addition, the maximum power spectral density shall not exceed 17 dBm in any 1 megahertz band. If transmitting antennas of directional gain greater than 6 dBi are used, both the maximum conducted output power and the maximum power spectral density shall be reduced by the amount in dB that the directional gain of the antenna exceeds 6 dBi.

(iii) For fixed point-to-point access points operating in the band 5.15-5.25 GHz, the maximum conducted output power over the frequency band of operation shall not exceed 1 W. Fixed point-to-point U-NII devices may employ antennas with directional gain up to 23 dBi without any corresponding reduction in the maximum conducted output power or maximum power spectral density. For fixed point-to-point transmitters that employ a directional antenna gain greater than 23 dBi, a 1 dB reduction in maximum conducted output power and maximum power spectral density is required for each 1 dB of antenna gain in excess of 23 dBi. Fixed, point-to-point operations exclude the use of point-to-multipoint systems, omnidirectional applications, and multiple collocated transmitters transmitting the same information. The operator of the U-NII device, or if the equipment is professionally installed, the installer, is responsible for ensuring that systems employing high gain directional antennas are used exclusively for fixed, point-to-point operations.

(iv) For mobile and portable client devices in the 5.15-5.25 GHz band, the maximum conducted output power over the frequency band of operation shall not exceed 250 mW provided the maximum antenna gain does not exceed 6 dBi. In addition, the maximum power spectral density shall not exceed 11 dBm in any 1 megahertz band. If transmitting antennas of directional gain greater than 6 dBi are used, both the maximum conducted output power and the maximum power spectral density shall be reduced by the amount in dB that the directional gain of the antenna exceeds 6 dBi.

TEST PROCEDURE

Measurements perform using a wideband gated RF power meter provided that the gate parameters are adjusted such that the power is measured only when the EUT is transmitting at its maximum power control level. Since the measurement is made only during the ON time of the transmitter, no duty cycle correction factor is required.

PSD Test Procedure: KDB 789033 D02 v01r04 Section F (Method SA-2)

UL VERIFICATION SERVICES INC. FORM NO: CCSUP4701J
47173 BENICIA STREET, FREMONT, CA 94538, USA TEL: (510) 771-1000 FAX: (510) 661-0888
This report shall not be reproduced except in full, without the written approval of UL Verification Services Inc.

DIRECTIONAL ANTENNA GAIN

For Power used uncorrelated gain: The TX chains are uncorrelated and the antenna gain is unequal among the chains. The directional gain is:

UAT 2 Gain (dBi)	LAT 3 Gain (dBi)	Uncorrelated Chains Directional Gain (dBi)
-4.61	-0.98	-2.43

For PSD used correlated gain: The TX chains are correlated and the antenna gain is unequal among the chains. The directional gain is:

UAT 2 Gain (dBi)	LAT 3 Gain (dBi)	Correlated Chains Directional Gain (dBi)
-4.61	-0.98	0.40

UL VERIFICATION SERVICES INC. FORM NO: CCSUP4701J
47173 BENICIA STREET, FREMONT, CA 94538, USA TEL: (510) 771-1000 FAX: (510) 661-0888
This report shall not be reproduced except in full, without the written approval of UL Verification Services Inc.

RESULTS

Antenna Gain and Limits

Channel	Frequency (MHz)	Directional Gain for Power (dBi)	Directional Gain for PSD (dBi)	Power Limit (dBm)	PSD Limit (dBm)
Mid	5210	-2.43	0.40	24.00	11.00

Duty Cycle CF (dB)	0.20	**Included in Calculations of Corr'd PSD**

Output Power Results

Channel	Frequency (MHz)	UAT 2 Meas Power (dBm)	LAT 3 Meas Power (dBm)	Total Corr'd Power (dBm)	Power Limit (dBm)	Power Margin (dB)
Mid	5210	13.48	13.44	16.47	24.00	-7.53

PSD Results

Channel	Frequency (MHz)	UAT 2 Meas PSD (dBm/MHz)	LAT 3 Meas PSD (dBm/MHz)	Total Corr'd PSD (dBm/MHz)	PSD Limit (dBm/MHz)	PSD Margin (dB)
Mid	5210	-2.24	-0.10	2.17	11.00	-8.83

UL VERIFICATION SERVICES INC. FORM NO: CCSUP4701J
47173 BENICIA STREET, FREMONT, CA 94538, USA TEL: (510) 771-1000 FAX: (510) 661-0888
This report shall not be reproduced except in full, without the written approval of UL Verification Services Inc.

UAT 2, CH MID

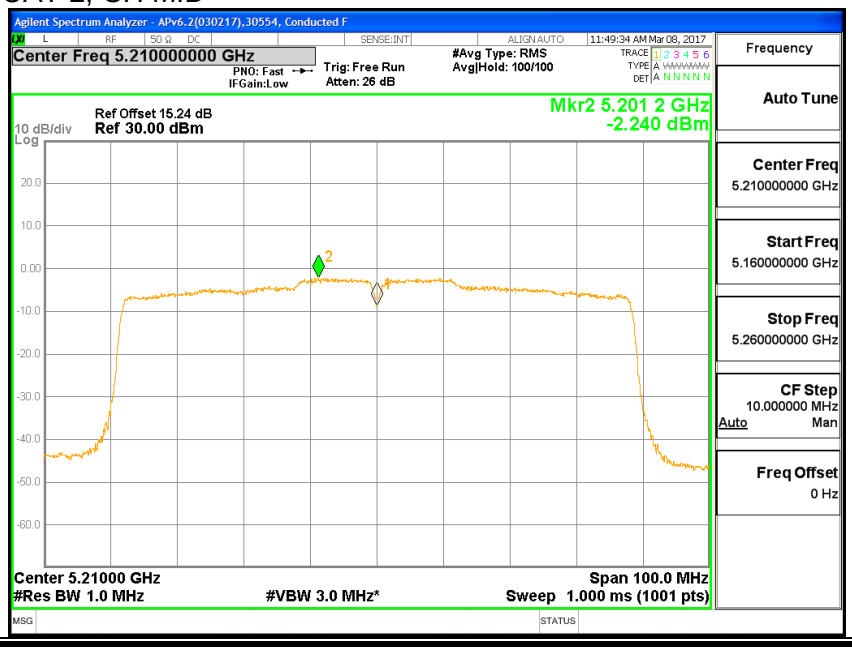

LAT 3, CH MID

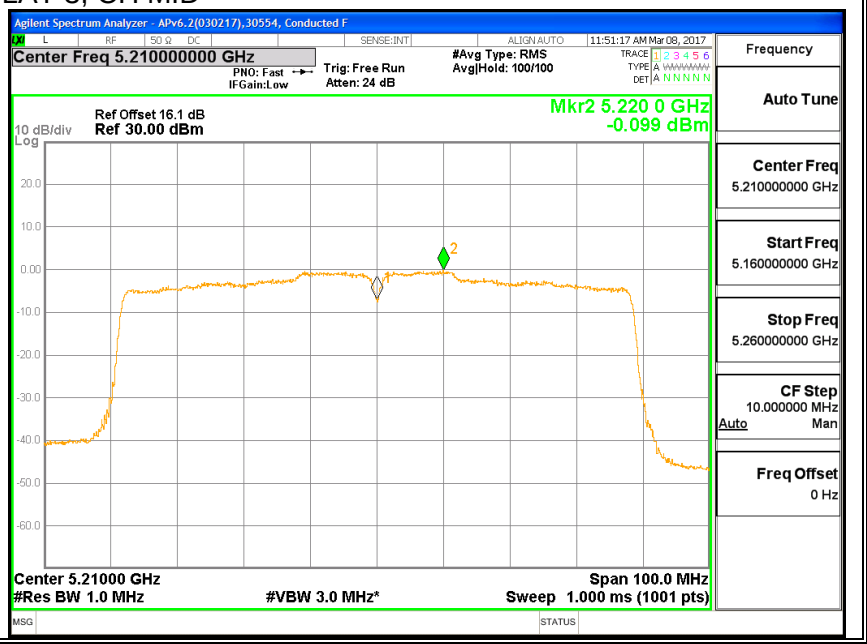

This report shall not be reproduced except in full, without the written approval of UL Verification Services Inc.

8.10. 11n HT20 UAT 2 SISO MODE IN THE 5.3GHz BAND

8.10.1. 26 dB BANDWIDTH

LIMITS

None; for reporting purposes only.

RESULTS

Channel	Frequency	26 dB BW UAT 2 (MHz)
Low	5260	22.05
Mid	5300	22.05
High	5320	22.00

This report shall not be reproduced except in full, without the written approval of UL Verification Services Inc.

26dB, CH LOW

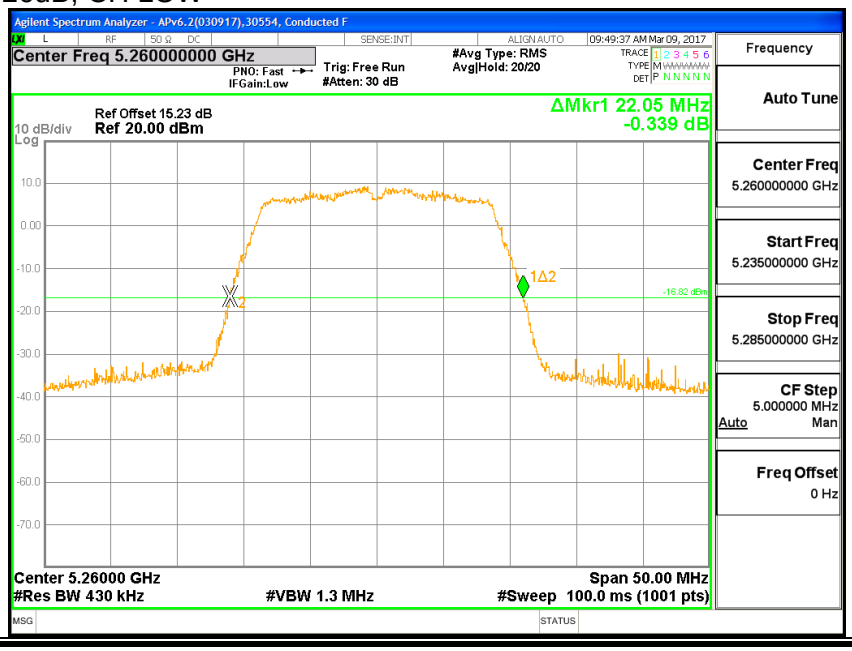

26dB, CH MID

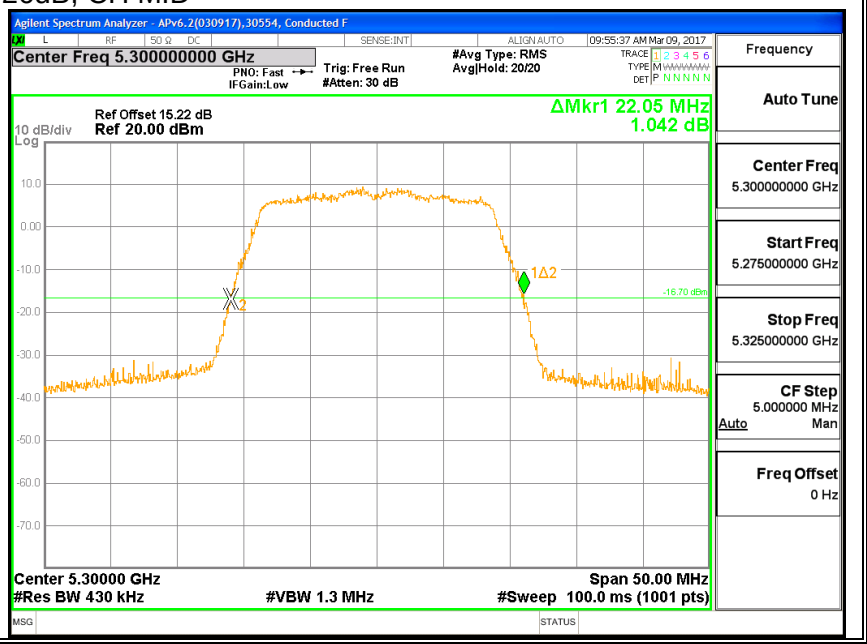

This report shall not be reproduced except in full, without the written approval of UL Verification Services Inc.

26dB, CH HIGH

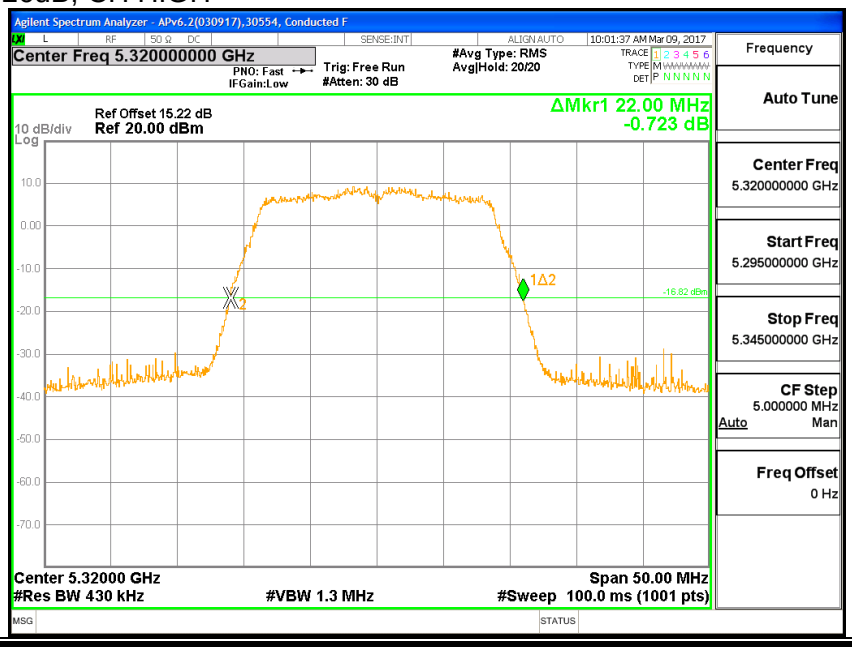

This report shall not be reproduced except in full, without the written approval of UL Verification Services Inc.

8.10.2. 99% BANDWIDTH

LIMITS

None; for reporting purposes only.

RESULTS

Channel	Frequency	99% BW UAT 2 (MHz)
Low	5260	17.831
Mid	5300	17.674
High	5320	17.802

UL VERIFICATION SERVICES INC. FORM NO: CCSUP4701J
47173 BENICIA STREET, FREMONT, CA 94538, USA TEL: (510) 771-1000 FAX: (510) 661-0888
This report shall not be reproduced except in full, without the written approval of UL Verification Services Inc.

OBW, CH LOW

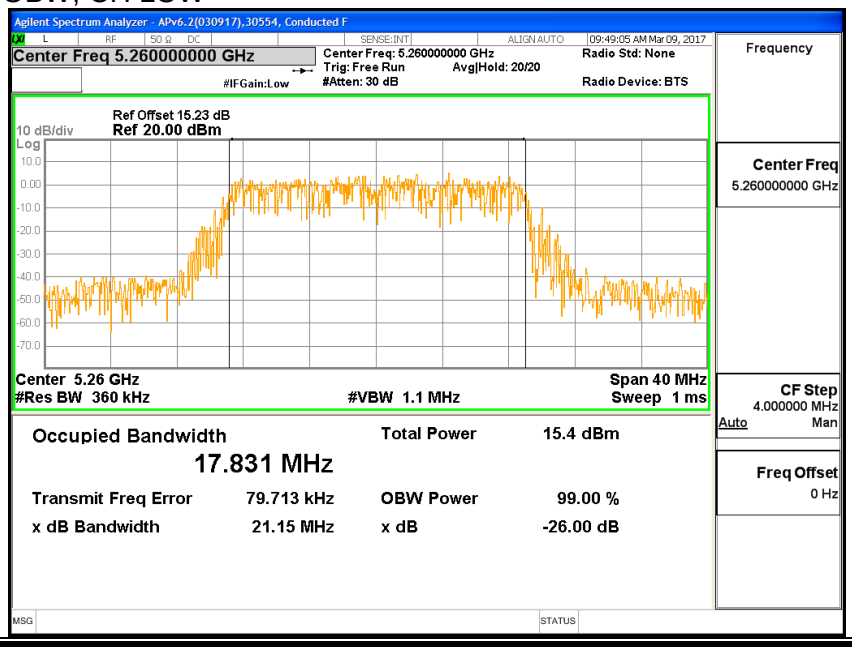

OBW, CH MID

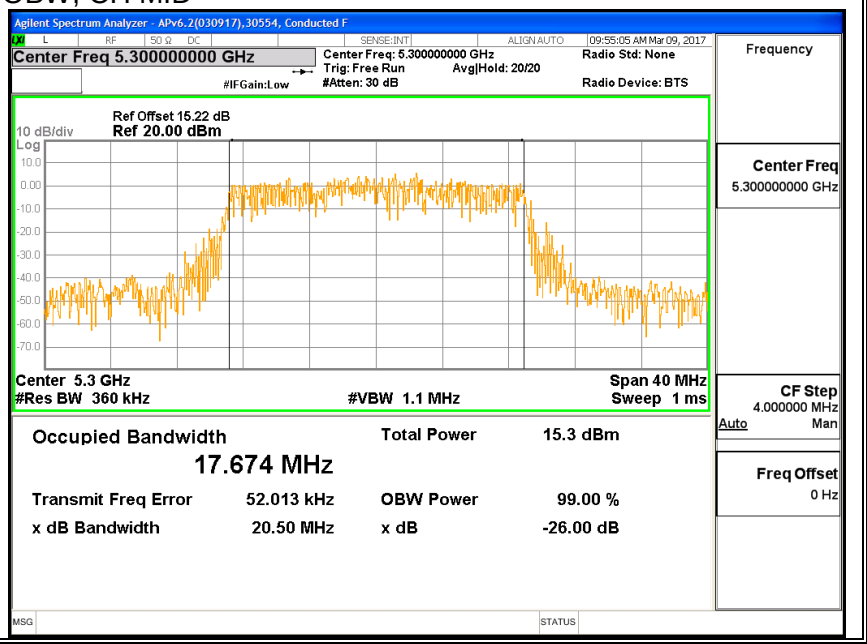

UL VERIFICATION SERVICES INC. FORM NO: CCSUP4701J
47173 BENICIA STREET, FREMONT, CA 94538, USA TEL: (510) 771-1000 FAX: (510) 661-0888
This report shall not be reproduced except in full, without the written approval of UL Verification Services Inc.

OBW, CH HIGH

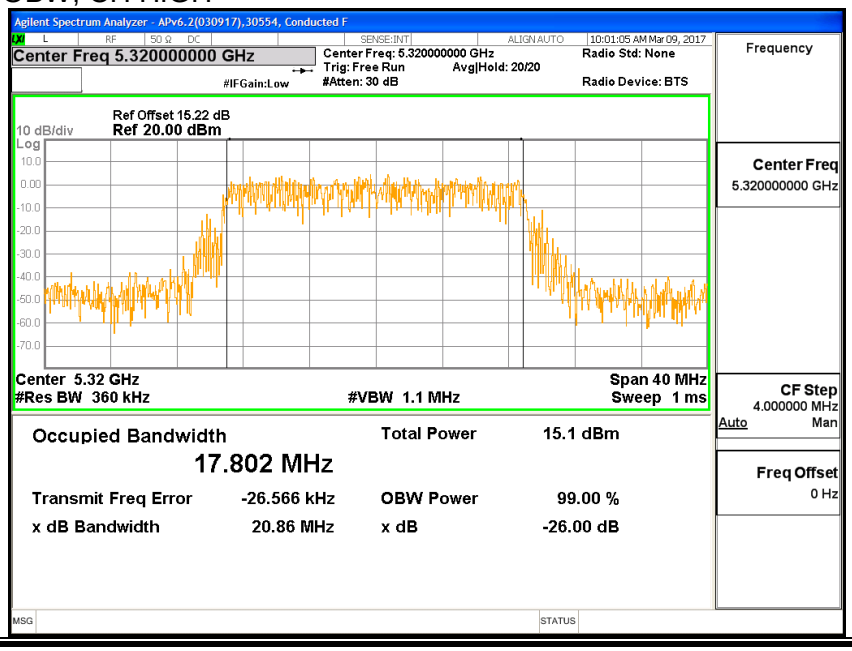

This report shall not be reproduced except in full, without the written approval of UL Verification Services Inc.

8.10.3. AVERAGE POWER

ID:	30554	Date:	3/8/2017

LIMITS

None; for reporting purposes only.

TEST PROCEDURE

Measurements perform using a wideband gated RF power meter.

RESULTS

Channel	Frequency	Power UAT 2 (dBm)
Low	5260	20.69
Mid	5300	19.29
High	5320	16.84

This report shall not be reproduced except in full, without the written approval of UL Verification Services Inc.

8.10.4. OUTPUT POWER AND PPSD

LIMITS

FCC §15.407 (a) (2)

For the band 5.25–5.35 GHz, the maximum conducted output power over the frequency band of operation shall not exceed the lesser of 250 mW or 11 dBm + 10 log B, where B is the 26–dB emission bandwidth in MHz. In addition, the maximum power spectral density shall not exceed 11 dBm in any 1–MHz band. If transmitting antennas of directional gain greater than 6 dBi are used, both the maximum conducted output power and the peak power spectral density shall be reduced by the amount in dB that the directional gain of the antenna exceeds 6 dBi.

TEST PROCEDURE

Measurements perform using a wideband gated RF power meter provided that the gate parameters are adjusted such that the power is measured only when the EUT is transmitting at its maximum power control level. Since the measurement is made only during the ON time of the transmitter, no duty cycle correction factor is required.

PSD Test Procedure: KDB 789033 D02 v01r04 Section F (Method SA-2)

DIRECTIONAL ANTENNA GAIN

There is only one transmitter output therefore the directional gain is equal to the antenna gain.

UL VERIFICATION SERVICES INC. FORM NO: CCSUP4701J
47173 BENICIA STREET, FREMONT, CA 94538, USA TEL: (510) 771-1000 FAX: (510) 661-0888
This report shall not be reproduced except in full, without the written approval of UL Verification Services Inc.

RESULTS

Bandwidth, Antenna Gain, and Limits

Channel	Frequency (MHz)	Min 26 dB BW (MHz)	Min 99% BW (MHz)	Directional Gain (dBi)	Power Limit (dBm)	PSD Limit (dBm)
Low	5260	22.050	17.831	-3.74	23.51	11.00
Mid	5300	22.050	17.674	-3.74	23.47	11.00
High	5320	22.000	17.802	-3.74	23.50	11.00

Duty Cycle CF (dB)	0.00	Included in Calculations of Corr'd PSD

Output Power Results

Channel	Frequency (MHz)	UAT 2 Meas Power (dBm)	Total Corr'd Power (dBm)	Power Limit (dBm)	Power Margin (dB)
Low	5260	20.69	20.69	23.51	-2.82
Mid	5300	19.29	19.29	23.47	-4.18
High	5320	16.84	16.84	23.50	-6.66

PSD Results

Channel	Frequency (MHz)	UAT 2 Meas PSD (dBm/MHz)	Total Corr'd PSD (dBm/MHz)	PSD Limit (dBm/MHz)	PSD Margin (dB)
Low	5260	9.51	9.51	11.00	-1.49
Mid	5300	8.75	8.75	11.00	-2.25
High	5320	6.19	6.19	11.00	-4.81

UL VERIFICATION SERVICES INC. FORM NO: CCSUP4701J
47173 BENICIA STREET, FREMONT, CA 94538, USA TEL: (510) 771-1000 FAX: (510) 661-0888
This report shall not be reproduced except in full, without the written approval of UL Verification Services Inc.

, CH LOW

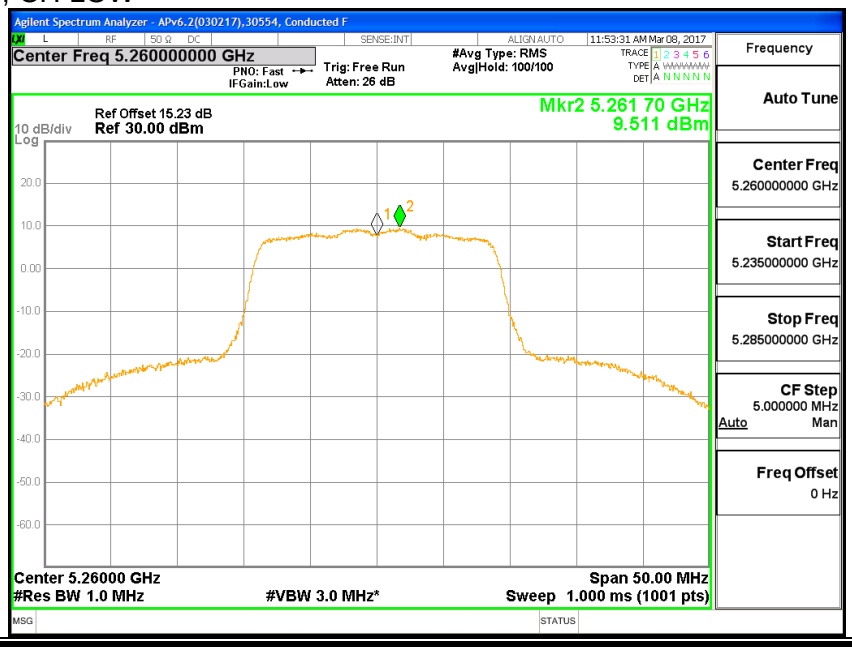

, CH MID

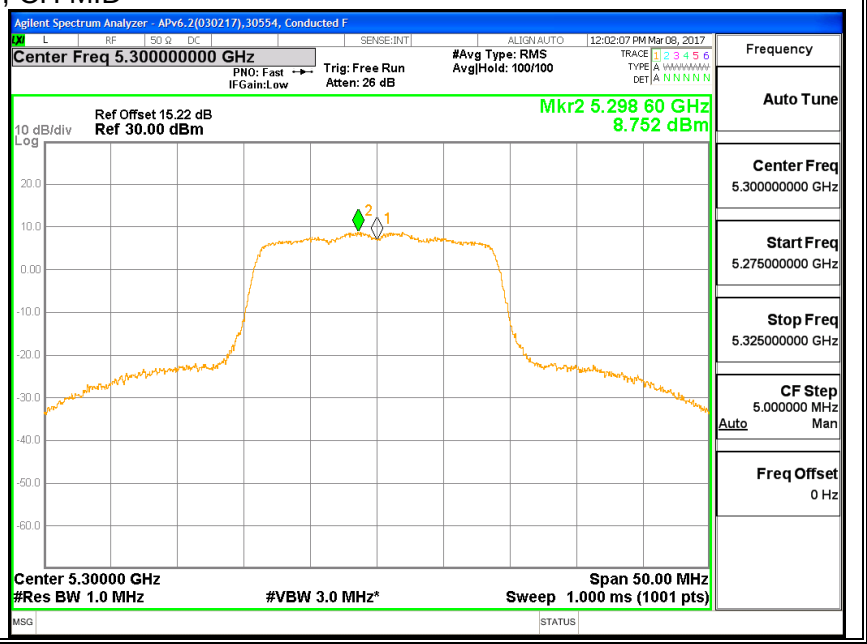

This report shall not be reproduced except in full, without the written approval of UL Verification Services Inc.

, CH HIGH

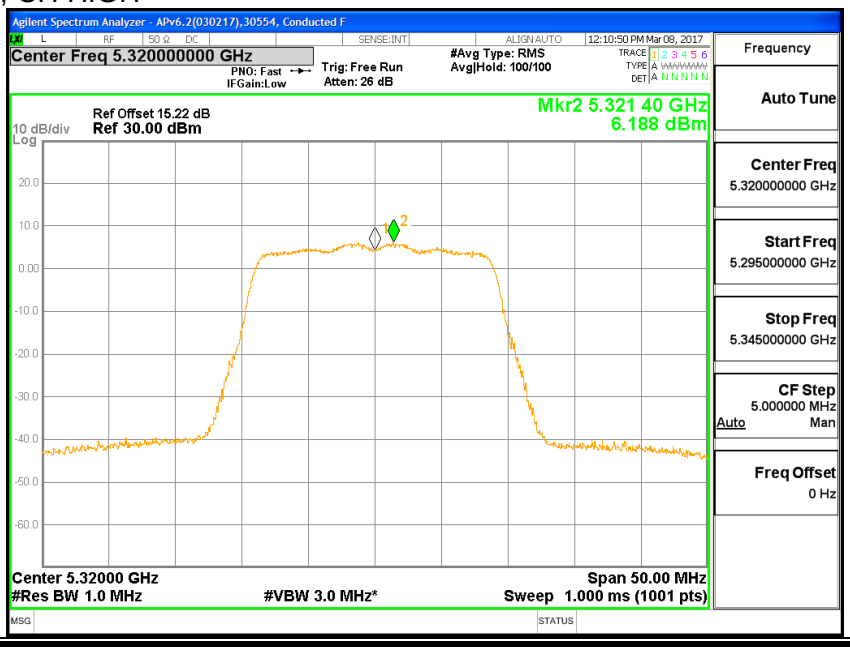

This report shall not be reproduced except in full, without the written approval of UL Verification Services Inc.

8.11. 11n HT20 LAT 3 SISO MODE IN THE 5.3GHz BAND

8.11.1. 26 dB BANDWIDTH

LIMITS

None; for reporting purposes only.

RESULTS

Channel	Frequency	26 dB BW LAT 3 (MHz)
Low	5260	21.90
Mid	5300	22.05
High	5320	22.00

UL VERIFICATION SERVICES INC. FORM NO: CCSUP4701J
47173 BENICIA STREET, FREMONT, CA 94538, USA TEL: (510) 771-1000 FAX: (510) 661-0888
This report shall not be reproduced except in full, without the written approval of UL Verification Services Inc.

26dB, CH LOW

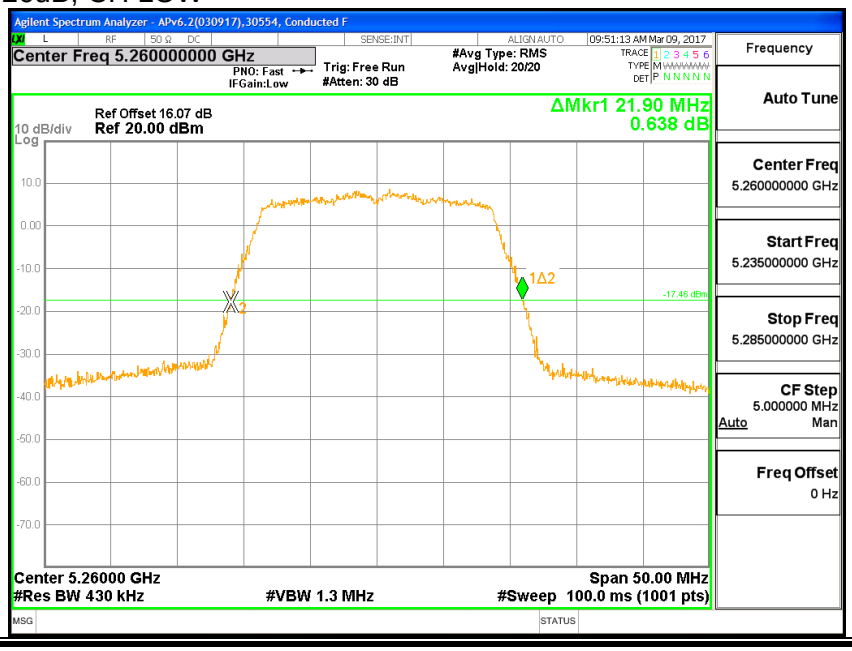

26dB, CH MID

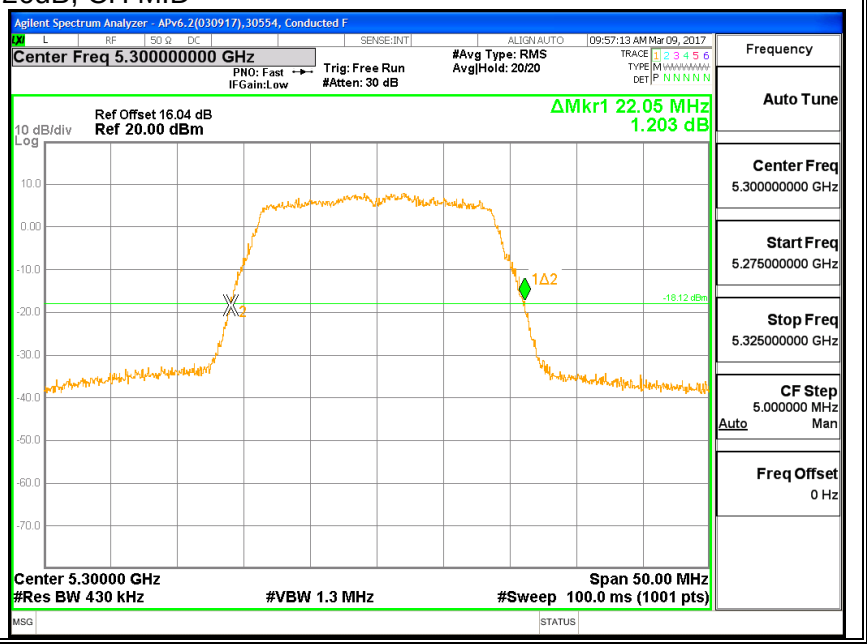

UL VERIFICATION SERVICES INC. FORM NO: CCSUP4701J
47173 BENICIA STREET, FREMONT, CA 94538, USA TEL: (510) 771-1000 FAX: (510) 661-0888
This report shall not be reproduced except in full, without the written approval of UL Verification Services Inc.

26dB, CH HIGH

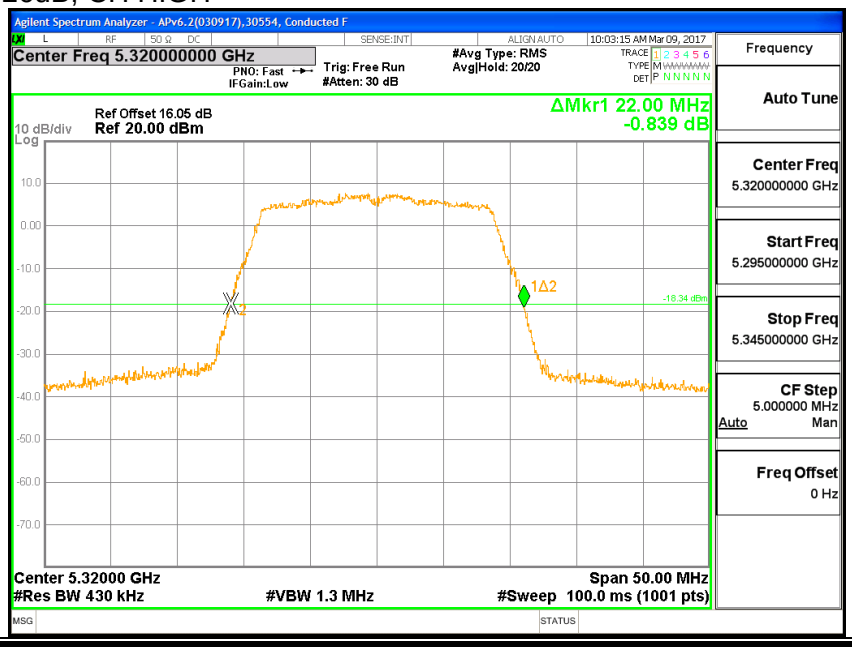

This report shall not be reproduced except in full, without the written approval of UL Verification Services Inc.

8.11.2. 99% BANDWIDTH

LIMITS

None; for reporting purposes only.

RESULTS

Channel	Frequency	99% BW LAT 3 (MHz)
Low	5260	17.687
Mid	5300	17.803
High	5320	17.776

UL VERIFICATION SERVICES INC. FORM NO: CCSUP4701J
47173 BENICIA STREET, FREMONT, CA 94538, USA TEL: (510) 771-1000 FAX: (510) 661-0888
This report shall not be reproduced except in full, without the written approval of UL Verification Services Inc.

OBW, CH LOW

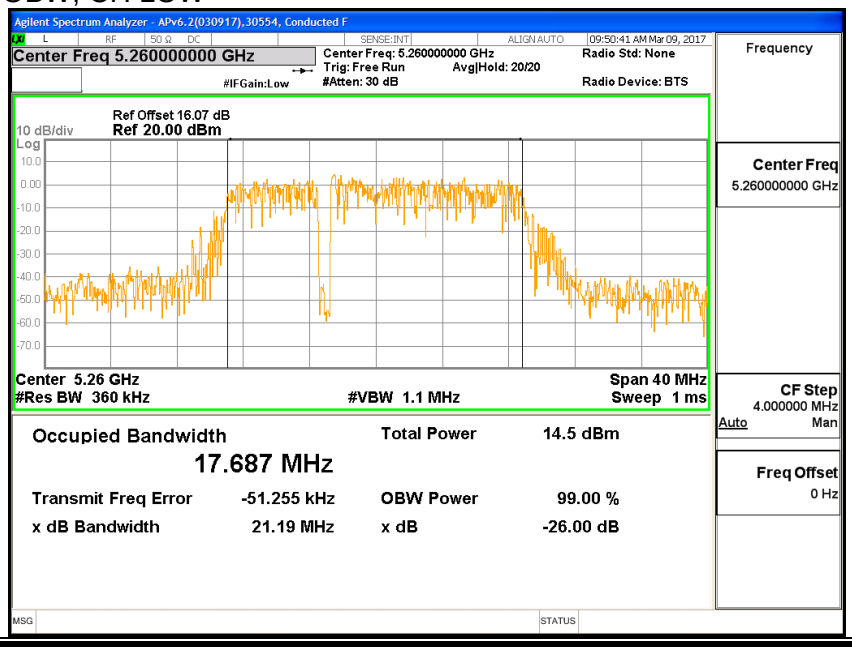

OBW, CH MID

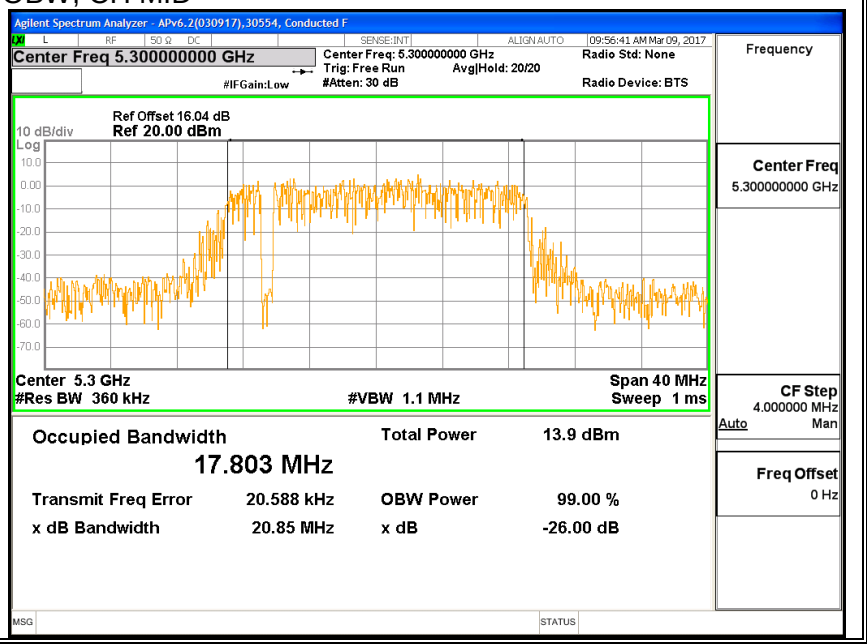

UL VERIFICATION SERVICES INC. FORM NO: CCSUP4701J
47173 BENICIA STREET, FREMONT, CA 94538, USA TEL: (510) 771-1000 FAX: (510) 661-0888
This report shall not be reproduced except in full, without the written approval of UL Verification Services Inc.

OBW, CH HIGH

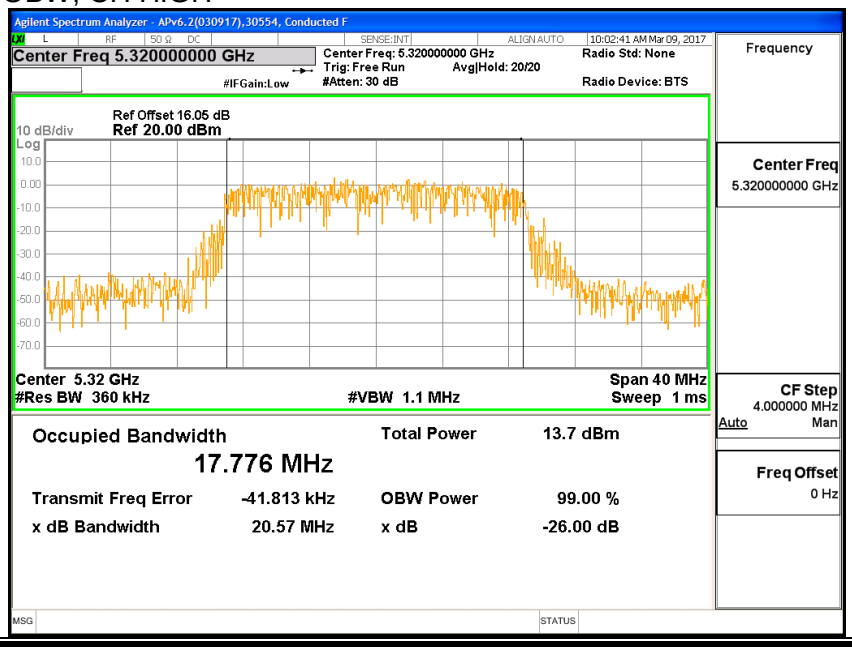

UL VERIFICATION SERVICES INC. FORM NO: CCSUP4701J
47173 BENICIA STREET, FREMONT, CA 94538, USA TEL: (510) 771-1000 FAX: (510) 661-0888
This report shall not be reproduced except in full, without the written approval of UL Verification Services Inc.

8.11.3. AVERAGE POWER

ID:	30554	Date:	3/08/2017

LIMITS

None; for reporting purposes only.

TEST PROCEDURE

Measurements perform using a wideband gated RF power meter.

RESULTS

Channel	Frequency	Power LAT 3 (dBm)
Low	5260	20.78
Mid	5300	19.44
High	5320	16.89

This report shall not be reproduced except in full, without the written approval of UL Verification Services Inc.

8.11.4. OUTPUT POWER AND PPSD

LIMITS

FCC §15.407 (a) (2)

For the band 5.25–5.35 GHz, the maximum conducted output power over the frequency band of operation shall not exceed the lesser of 250 mW or 11 dBm + 10 log B, where B is the 26–dB emission bandwidth in MHz. In addition, the maximum power spectral density shall not exceed 11 dBm in any 1–MHz band. If transmitting antennas of directional gain greater than 6 dBi are used, both the maximum conducted output power and the peak power spectral density shall be reduced by the amount in dB that the directional gain of the antenna exceeds 6 dBi.

TEST PROCEDURE

Measurements perform using a wideband gated RF power meter provided that the gate parameters are adjusted such that the power is measured only when the EUT is transmitting at its maximum power control level. Since the measurement is made only during the ON time of the transmitter, no duty cycle correction factor is required.

PSD Test Procedure: KDB 789033 D02 v01r04 Section F (Method SA-2)

DIRECTIONAL ANTENNA GAIN

There is only one transmitter output therefore the directional gain is equal to the antenna gain.

UL VERIFICATION SERVICES INC. FORM NO: CCSUP4701J
47173 BENICIA STREET, FREMONT, CA 94538, USA TEL: (510) 771-1000 FAX: (510) 661-0888
This report shall not be reproduced except in full, without the written approval of UL Verification Services Inc.

RESULTS

Bandwidth, Antenna Gain, and Limits

Channel	Frequency (MHz)	Min 26 dB BW (MHz)	Min 99% BW (MHz)	Directional Gain (dBi)	Power Limit (dBm)	PSD Limit (dBm)
Low	5260	21.900	17.687	-1.09	23.48	11.00
Mid	5300	22.050	17.803	-1.09	23.50	11.00
High	5320	22.000	17.776	-1.09	23.50	11.00

Duty Cycle CF (dB)	0.00	Included in Calculations of Corr'd PSD

Output Power Results

Channel	Frequency (MHz)	LAT 3 Meas Power (dBm)	Total Corr'd Power (dBm)	Power Limit (dBm)	Power Margin (dB)
Low	5260	20.78	20.78	23.48	-2.70
Mid	5300	19.44	19.44	23.50	-4.06
High	5320	16.89	16.89	23.50	-6.61

PSD Results

Channel	Frequency (MHz)	LAT 3 Meas PSD (dBm/MHz)	Total Corr'd PSD (dBm/MHz)	PSD Limit (dBm/MHz)	PSD Margin (dB)
Low	5260	10.40	10.40	11.00	-0.60
Mid	5300	9.38	9.38	11.00	-1.62
High	5320	6.66	6.66	11.00	-4.34

UL VERIFICATION SERVICES INC. FORM NO: CCSUP4701J
47173 BENICIA STREET, FREMONT, CA 94538, USA TEL: (510) 771-1000 FAX: (510) 661-0888
This report shall not be reproduced except in full, without the written approval of UL Verification Services Inc.

, CH LOW

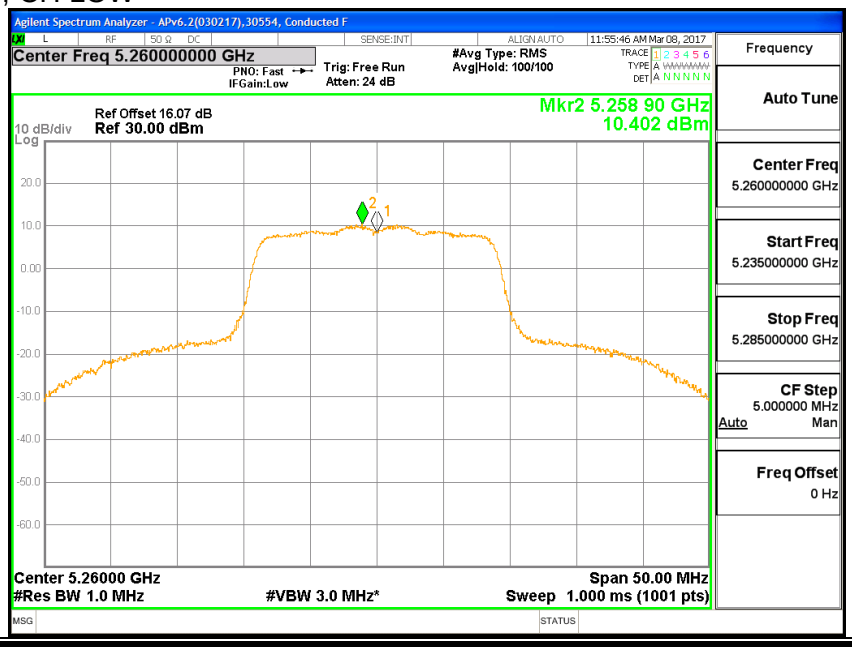

, CH MID

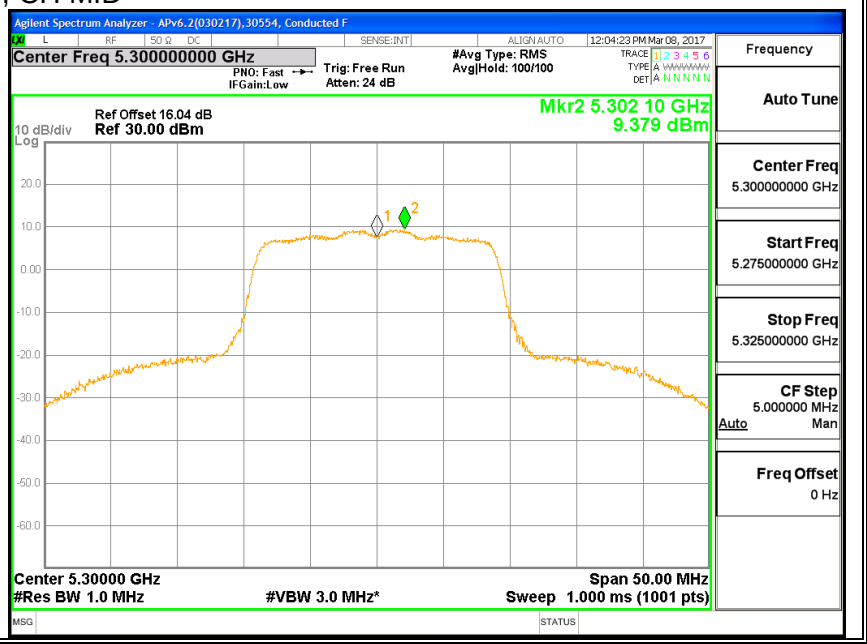

This report shall not be reproduced except in full, without the written approval of UL Verification Services Inc.

, CH HIGH

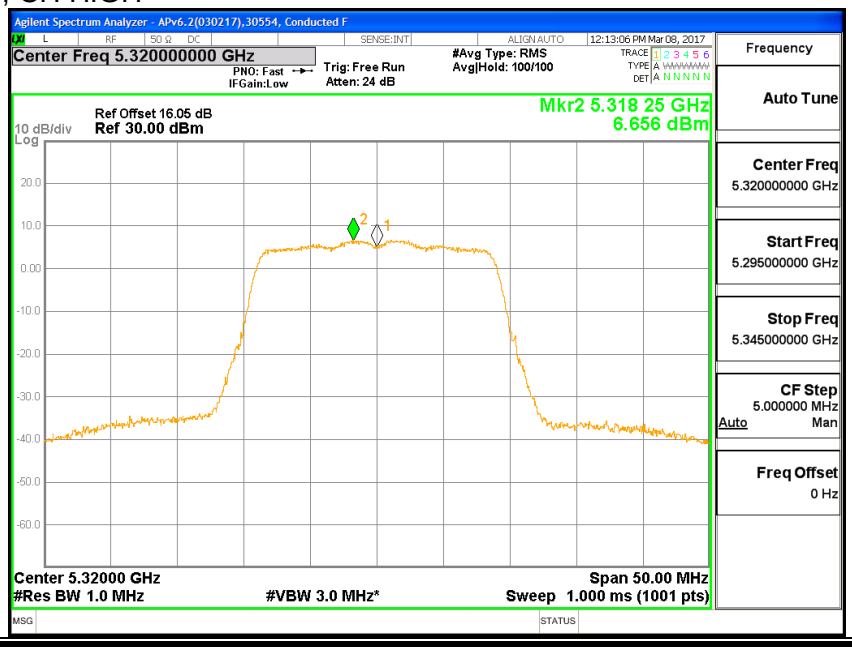

This report shall not be reproduced except in full, without the written approval of UL Verification Services Inc.

8.12. 11n HT20 2TX CDD MIMO MODE IN THE 5.3GHz BAND

8.12.1. 26 dB BANDWIDTH

LIMITS

None; for reporting purposes only.

RESULTS

Channel	Frequency	26 dB BW UAT 2 (MHz)	26 dB BW LAT 3 (MHz)
Low	5260	21.9	21.7
Mid	5300	22.0	21.5
High	5320	21.9	21.5

This report shall not be reproduced except in full, without the written approval of UL Verification Services Inc.

UAT 2 26dB , CH LOW

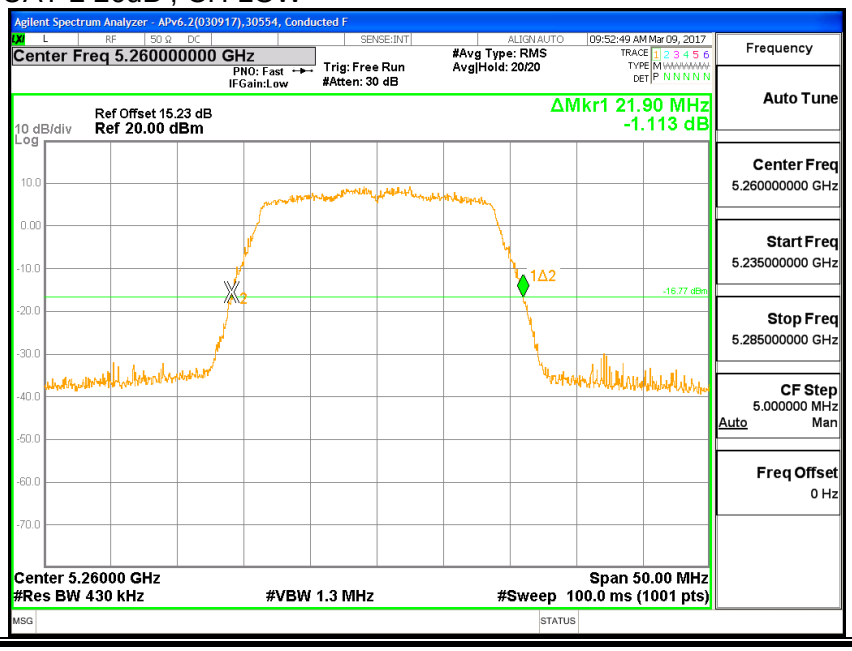

LAT 3 26dB , CH LOW

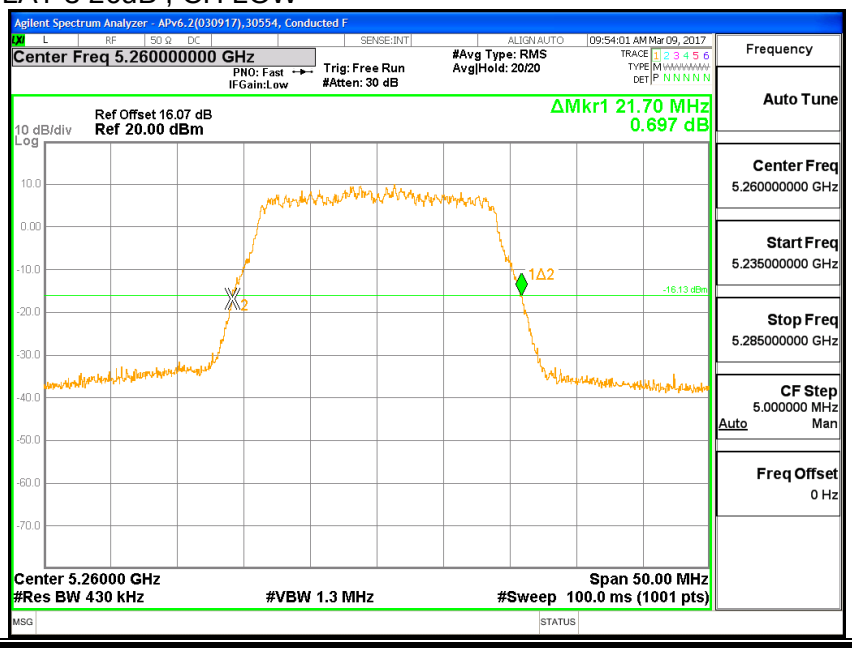

This report shall not be reproduced except in full, without the written approval of UL Verification Services Inc.

UAT 2 26dB , CH MID

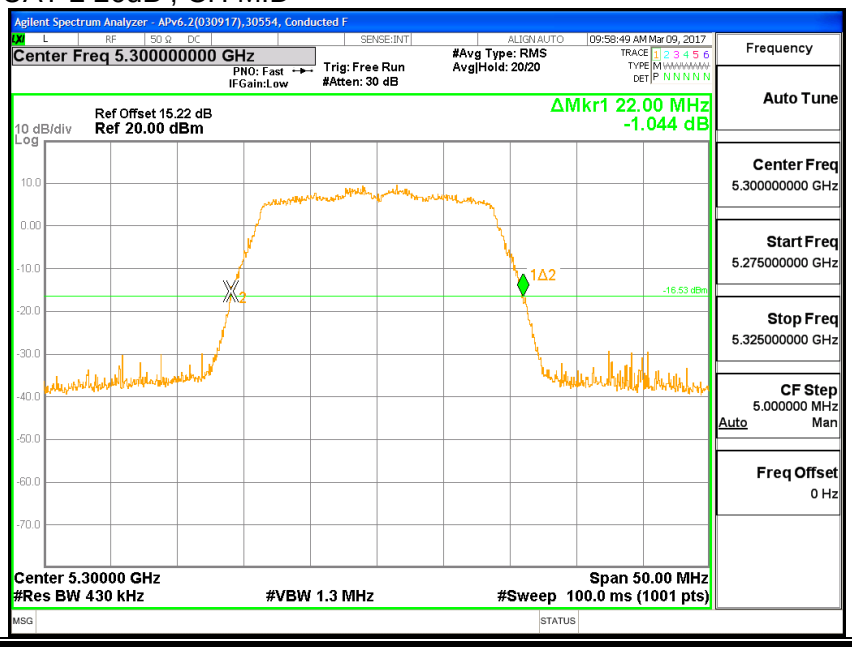

LAT 3 26dB , CH MID

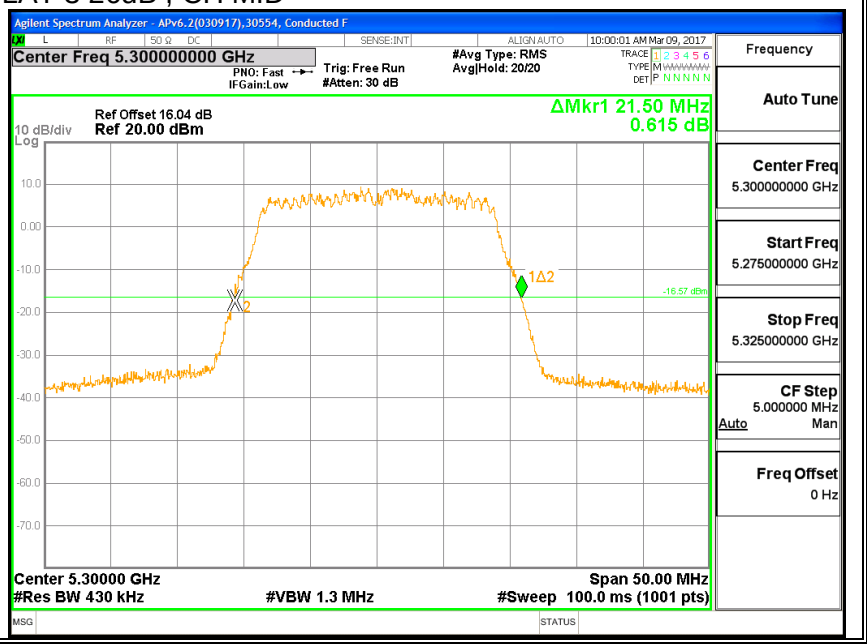

UL VERIFICATION SERVICES INC. FORM NO: CCSUP4701J
47173 BENICIA STREET, FREMONT, CA 94538, USA TEL: (510) 771-1000 FAX: (510) 661-0888
This report shall not be reproduced except in full, without the written approval of UL Verification Services Inc.

UAT 2 26dB , CH HIGH

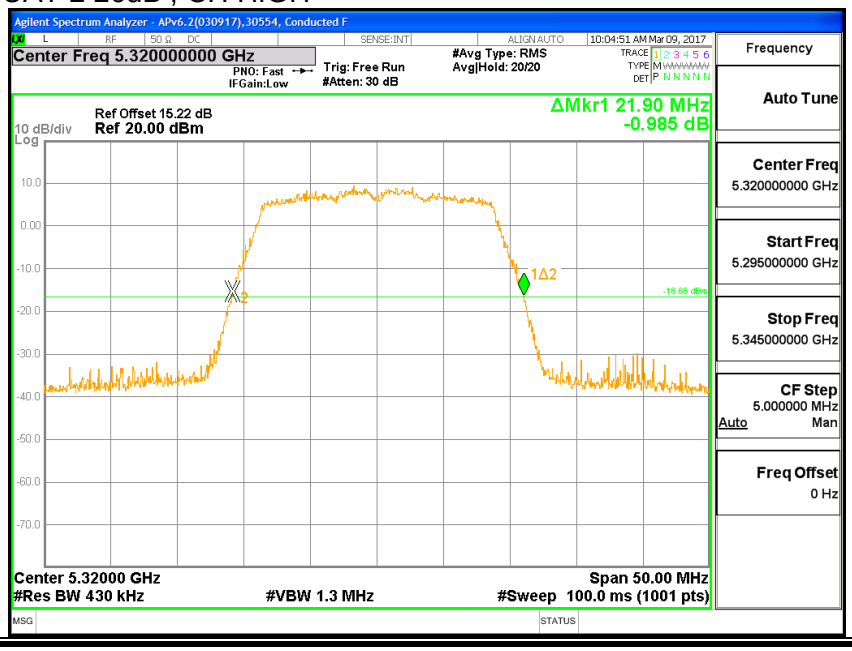

LAT 3 26dB , CH HIGH

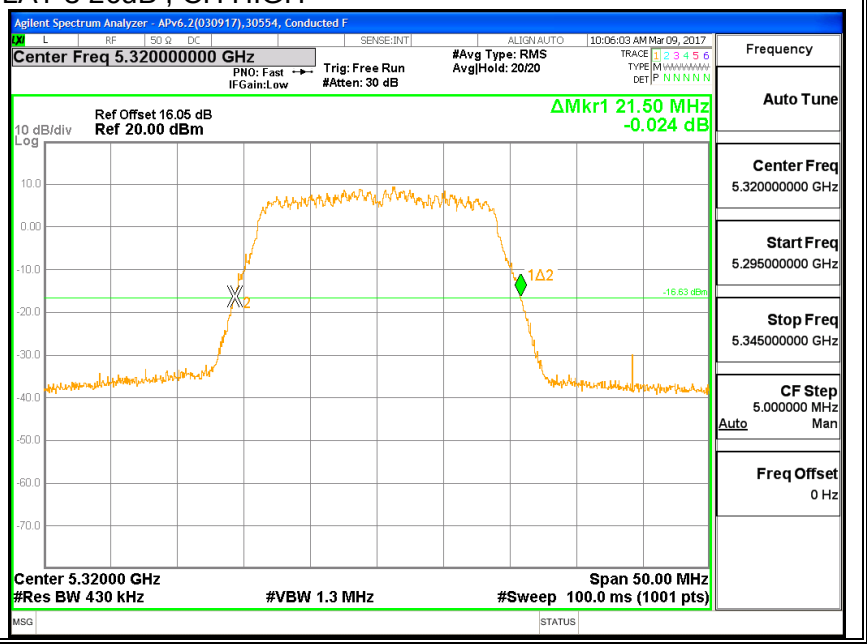

UL VERIFICATION SERVICES INC. FORM NO: CCSUP4701J
47173 BENICIA STREET, FREMONT, CA 94538, USA TEL: (510) 771-1000 FAX: (510) 661-0888
This report shall not be reproduced except in full, without the written approval of UL Verification Services Inc.

8.12.2. 99% BANDWIDTH

LIMITS

None; for reporting purposes only.

RESULTS

Channel	Frequency	99% BW UAT 2 (MHz)	99% BW LAT 3 (MHz)
Low	5260	17.731	17.754
Mid	5300	17.846	17.676
High	5320	17.673	17.745

UL VERIFICATION SERVICES INC. FORM NO: CCSUP4701J
47173 BENICIA STREET, FREMONT, CA 94538, USA TEL: (510) 771-1000 FAX: (510) 661-0888
This report shall not be reproduced except in full, without the written approval of UL Verification Services Inc.

UAT 2 OBW , CH LOW

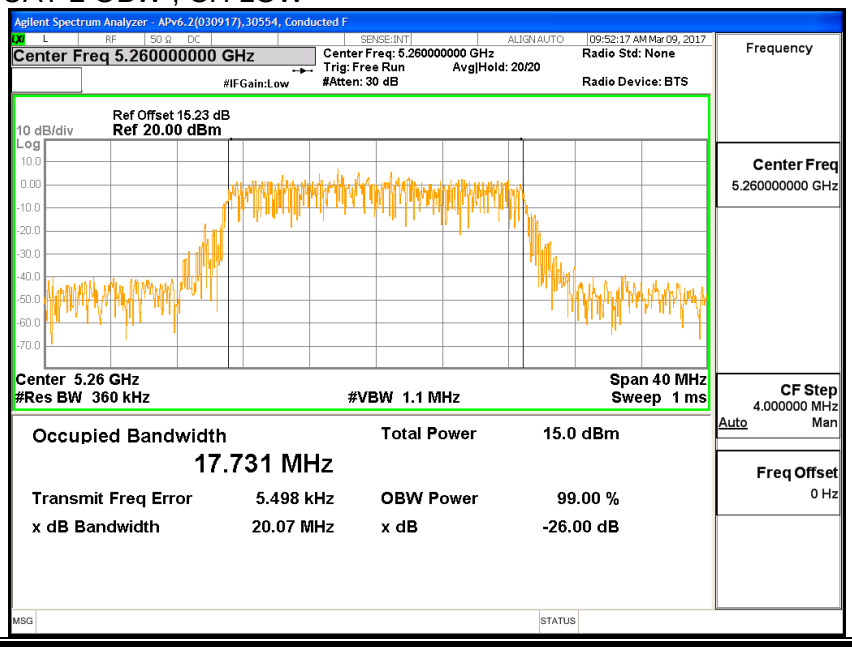

LAT 3 OBW , CH LOW

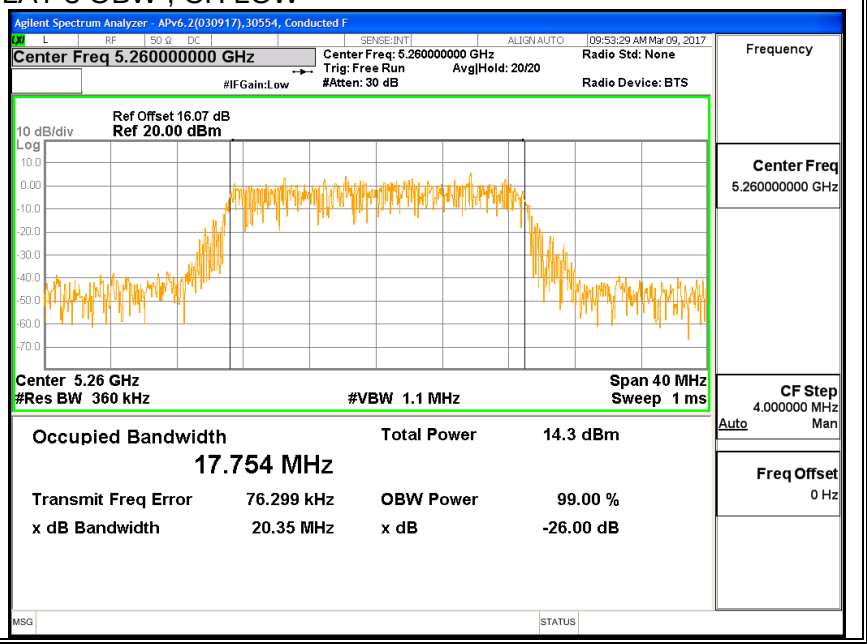

UL VERIFICATION SERVICES INC. FORM NO: CCSUP4701J
47173 BENICIA STREET, FREMONT, CA 94538, USA TEL: (510) 771-1000 FAX: (510) 661-0888
This report shall not be reproduced except in full, without the written approval of UL Verification Services Inc.

UAT 2 OBW , CH MID

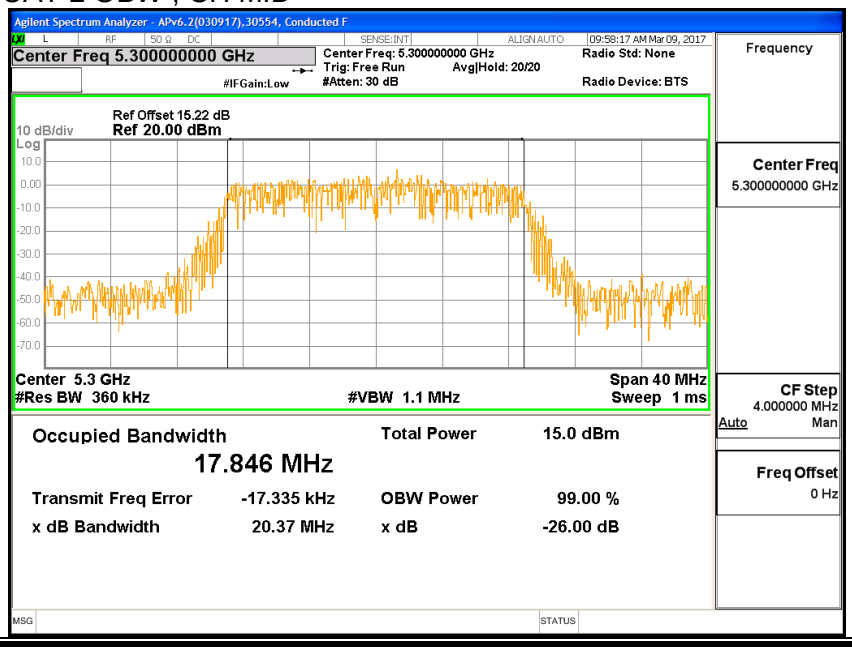

LAT 3 OBW , CH MID

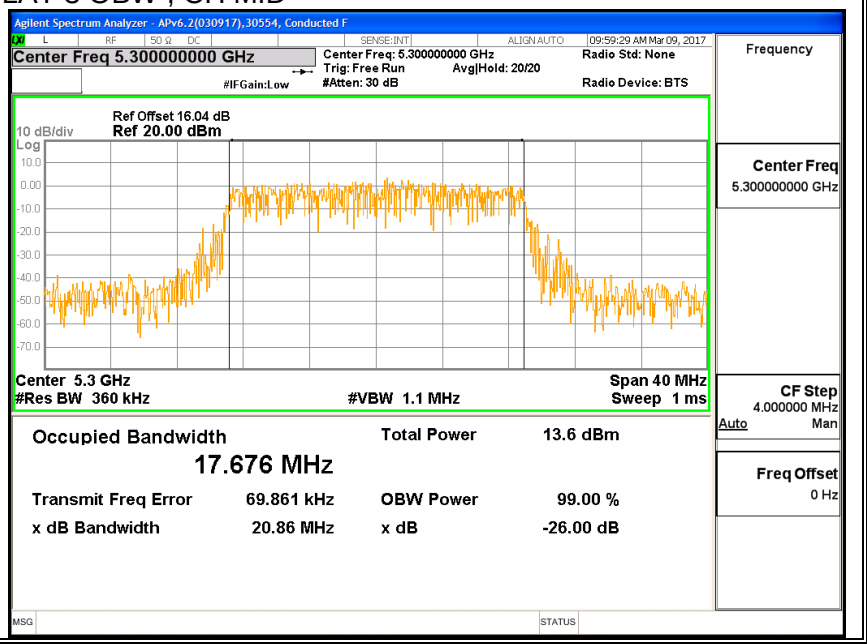

This report shall not be reproduced except in full, without the written approval of UL Verification Services Inc.

UAT 2 OBW , CH HIGH

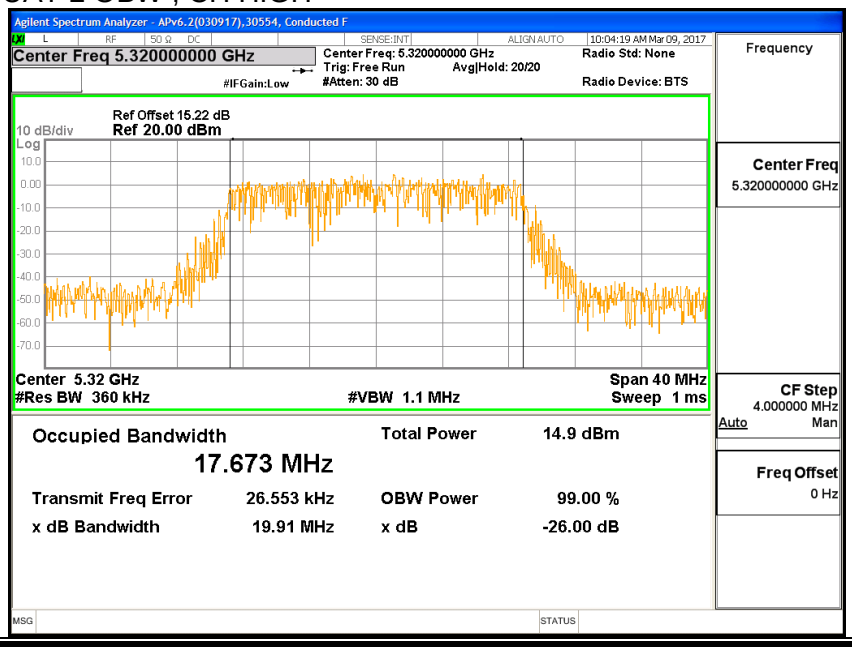

LAT 3 OBW , CH HIGH

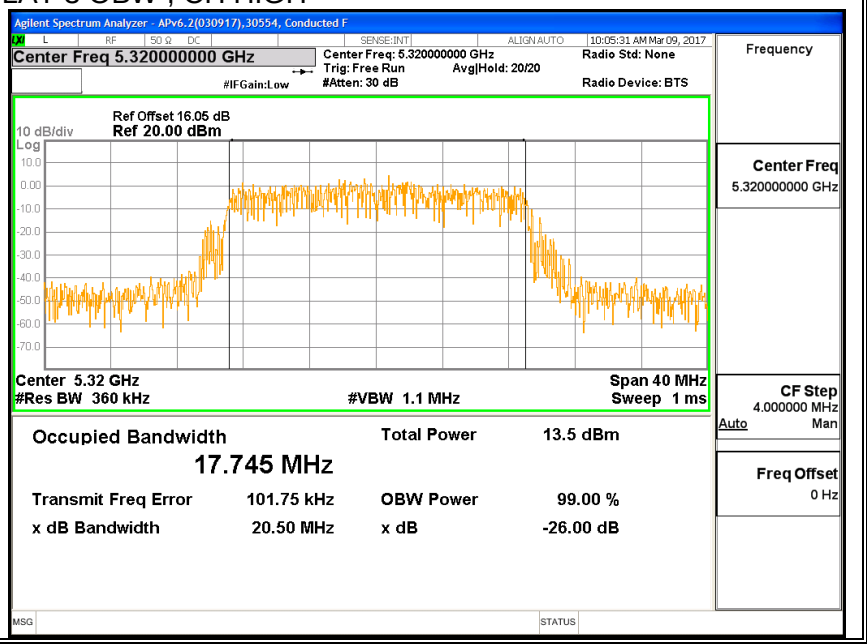

UL VERIFICATION SERVICES INC. FORM NO: CCSUP4701J
47173 BENICIA STREET, FREMONT, CA 94538, USA TEL: (510) 771-1000 FAX: (510) 661-0888
This report shall not be reproduced except in full, without the written approval of UL Verification Services Inc.

8.12.3. AVERAGE POWER

ID:	30554	Date:	3/8/2017

LIMITS

None; for reporting purposes only.

TEST PROCEDURE

Measurements perform using a wideband gated RF power meter.

RESULTS

Channel	Frequency	Power UAT 2 (dBm)	Power LAT 3 (dBm)	Total Power (dBm)
Low	5260	17.69	17.82	20.77
Mid	5300	17.73	17.90	20.83
High	5320	16.78	16.80	19.80

UL VERIFICATION SERVICES INC. FORM NO: CCSUP4701J
47173 BENICIA STREET, FREMONT, CA 94538, USA TEL: (510) 771-1000 FAX: (510) 661-0888
This report shall not be reproduced except in full, without the written approval of UL Verification Services Inc.

8.12.4. OUTPUT POWER AND PPSD

LIMITS

FCC §15.407 (a) (2)

For the band 5.25–5.35 GHz, the maximum conducted output power over the frequency band of operation shall not exceed the lesser of 250 mW or 11 dBm + 10 log B, where B is the 26–dB emission bandwidth in MHz. In addition, the maximum power spectral density shall not exceed 11 dBm in any 1–MHz band. If transmitting antennas of directional gain greater than 6 dBi are used, both the maximum conducted output power and the peak power spectral density shall be reduced by the amount in dB that the directional gain of the antenna exceeds 6 dBi.

TEST PROCEDURE

Measurements perform using a wideband gated RF power meter provided that the gate parameters are adjusted such that the power is measured only when the EUT is transmitting at its maximum power control level. Since the measurement is made only during the ON time of the transmitter, no duty cycle correction factor is required.

PSD Test Procedure: KDB 789033 D02 v01r04 Section F (Method SA-2)

DIRECTIONAL ANTENNA GAIN

For Power used uncorrelated gain: The TX chains are uncorrelated and the antenna gain is unequal among the chains. The directional gain is:

UAT 2 Antenna Gain (dBi)	LAT 3 Antenna Gain (dBi)	Uncorrelated Chains Directional Gain (dBi)
-3.74	-1.09	-2.22

For PSD used correlated gain: The TX chains are correlated and the antenna gain is unequal among the chains. The directional gain is:

UAT 2 Antenna Gain (dBi)	LAT 3 Antenna Gain (dBi)	Correlated Chains Directional Gain (dBi)
-3.74	-1.09	0.70

UL VERIFICATION SERVICES INC. FORM NO: CCSUP4701J
47173 BENICIA STREET, FREMONT, CA 94538, USA TEL: (510) 771-1000 FAX: (510) 661-0888
This report shall not be reproduced except in full, without the written approval of UL Verification Services Inc.

RESULTS

Bandwidth, Antenna Gain and Limits

Channel	Frequency (MHz)	Min 26 dB BW (MHz)	Min 99% BW (MHz)	Directional Gain for Power (dBi)	Directional Gain for PSD (dBi)	Power Limit (dBm)	PSD Limit (dBm)
Low	5260	21.70	17.731	-2.22	0.70	23.49	11.00
Mid	5300	21.50	17.676	-2.22	0.70	23.47	11.00
High	5320	21.50	17.673	-2.22	0.70	23.47	11.00

Duty Cycle CF (dB)	0.00	Included in Calculations of Corr'd PSD

Output Power Results

Channel	Frequency (MHz)	UAT 2 Meas Power (dBm)	LAT 3 Meas Power (dBm)	Total Corr'd Power (dBm)	Power Limit (dBm)	Power Margin (dB)
Low	5260	17.69	17.82	20.77	23.49	-2.72
Mid	5300	17.73	17.90	20.83	23.47	-2.65
High	5320	16.78	16.80	19.80	23.47	-3.67

PSD Results

Channel	Frequency (MHz)	UAT 2 Meas PSD (dBm/MHz)	LAT 3 Meas PSD (dBm/MHz)	Total Corr'd PSD (dBm/MHz)	PSD Limit (dBm/MHz)	PSD Margin (dB)
Low	5260	6.32	7.94	10.21	11.00	-0.79
Mid	5300	5.88	7.94	10.04	11.00	-0.96
High	5320	5.99	7.11	9.60	11.00	-1.40

UL VERIFICATION SERVICES INC. FORM NO: CCSUP4701J
47173 BENICIA STREET, FREMONT, CA 94538, USA TEL: (510) 771-1000 FAX: (510) 661-0888
This report shall not be reproduced except in full, without the written approval of UL Verification Services Inc.

UAT 2, CH LOW

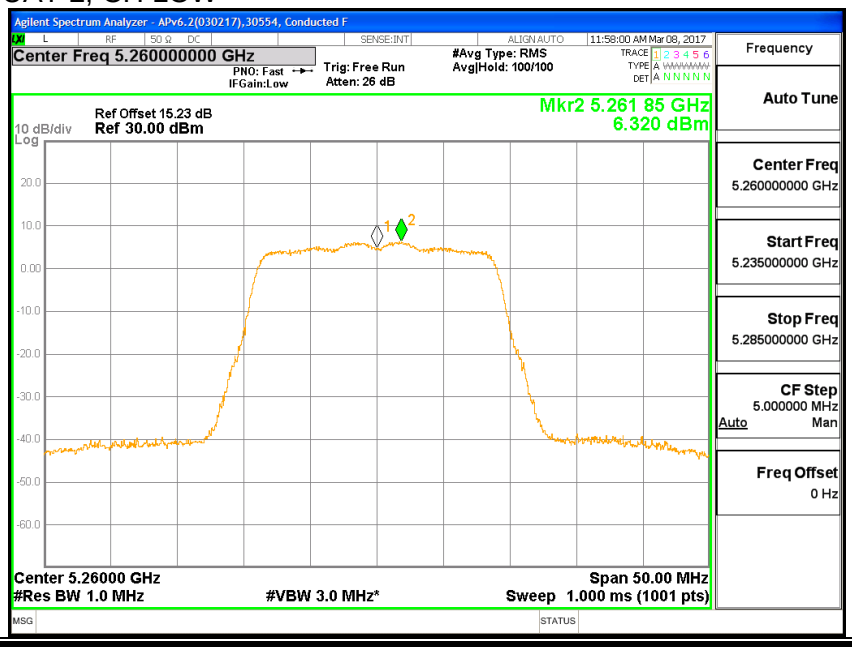

LAT 3, CH LOW

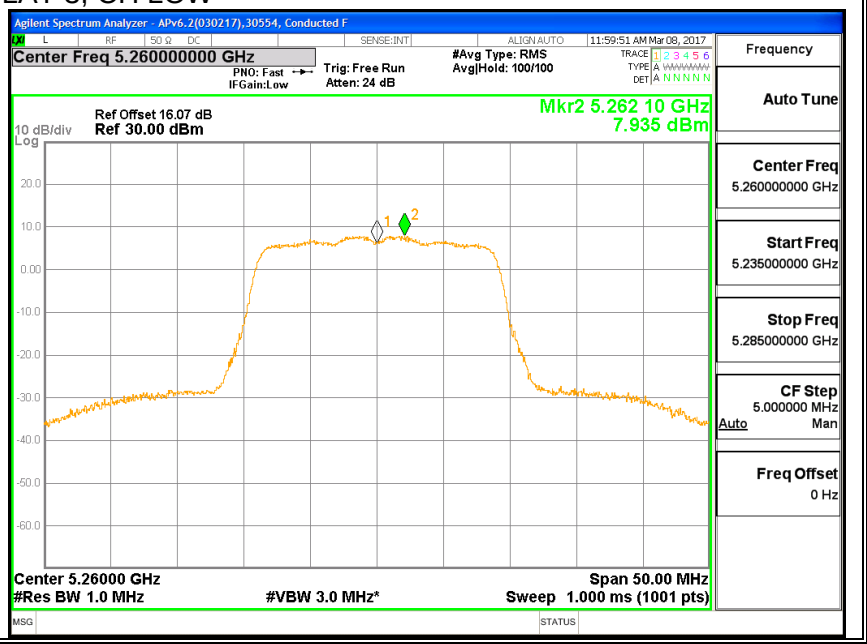

This report shall not be reproduced except in full, without the written approval of UL Verification Services Inc.

UAT 2, CH MID

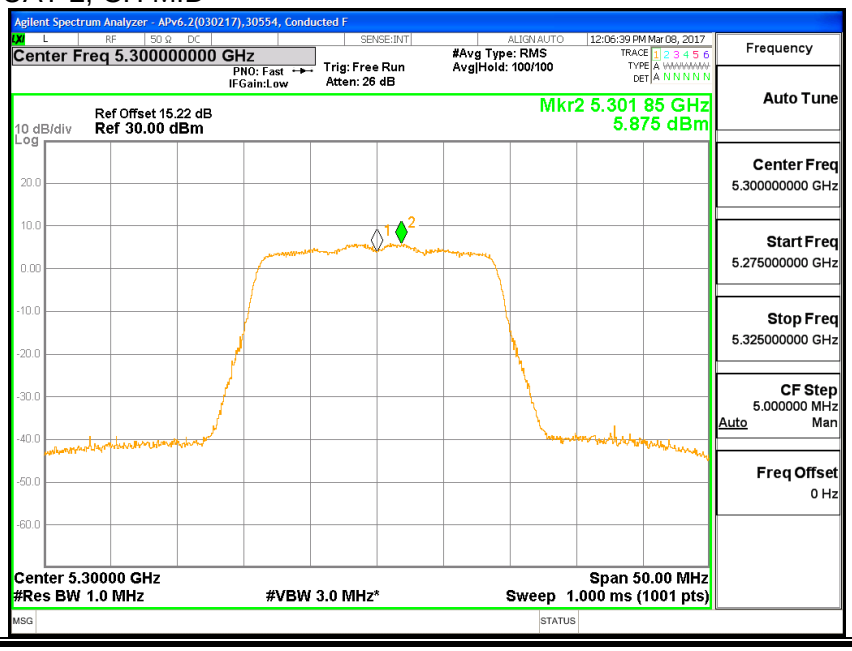

LAT 3, CH MID

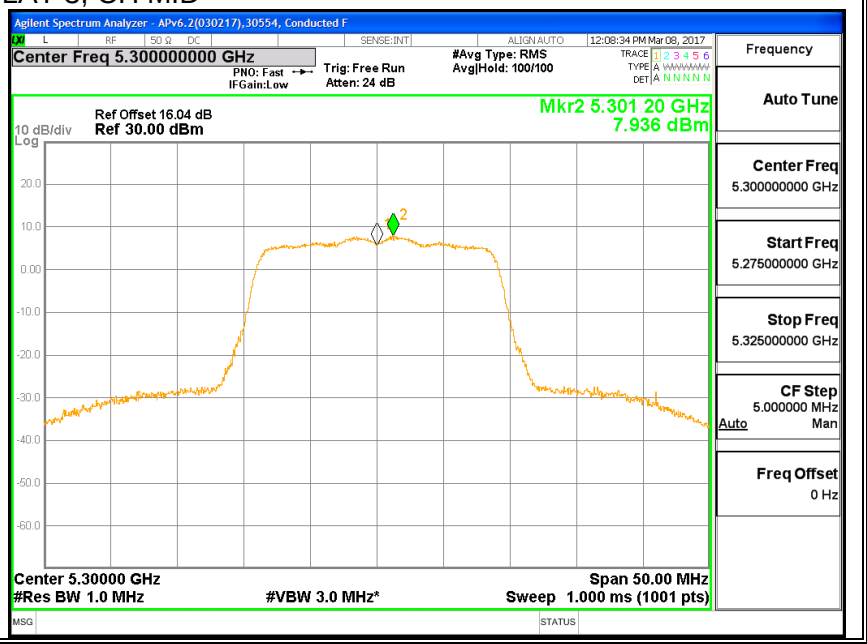

This report shall not be reproduced except in full, without the written approval of UL Verification Services Inc.

UAT 2, CH HIGH

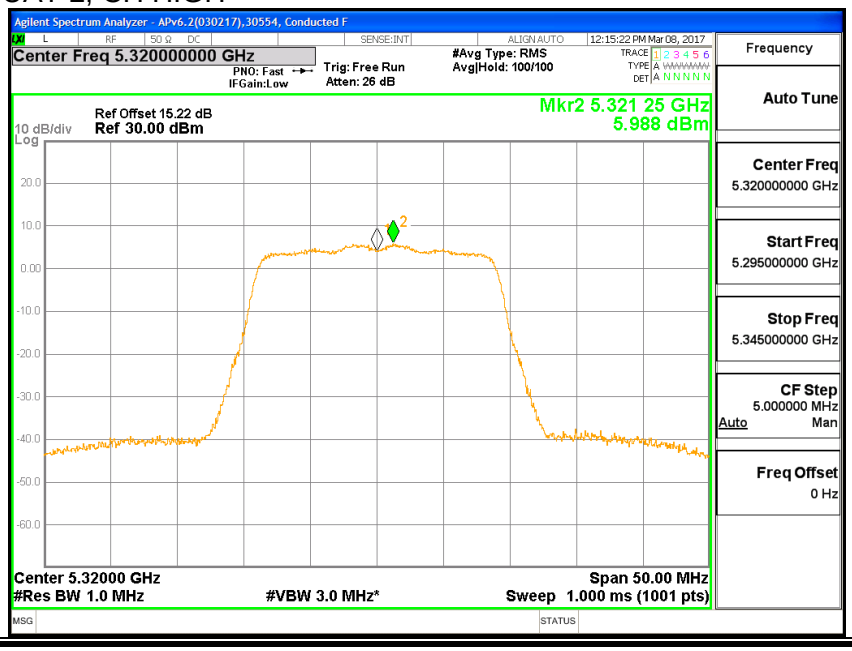

LAT 3, CH HIGH

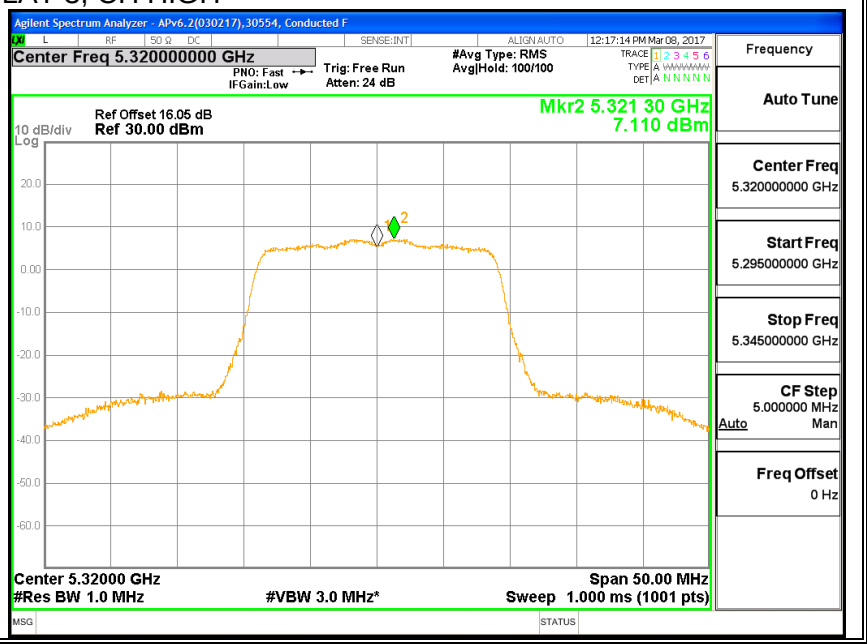

This report shall not be reproduced except in full, without the written approval of UL Verification Services Inc.

8.13. 11n HT40 UAT 2 SISO MODE IN THE 5.3GHz BAND

8.13.1. 26 dB BANDWIDTH

LIMITS

None; for reporting purposes only.

RESULTS

Channel	Frequency	26 dB BW UAT 2 (MHz)
Low	5270	40.5
High	5310	40.5

This report shall not be reproduced except in full, without the written approval of UL Verification Services Inc.

26dB, CH LOW

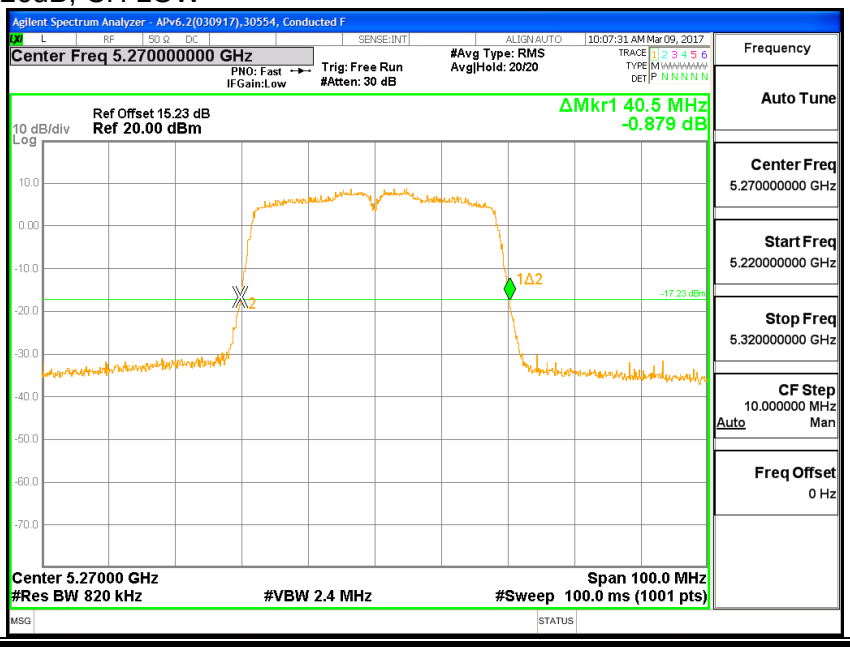

26dB, CH HIGH

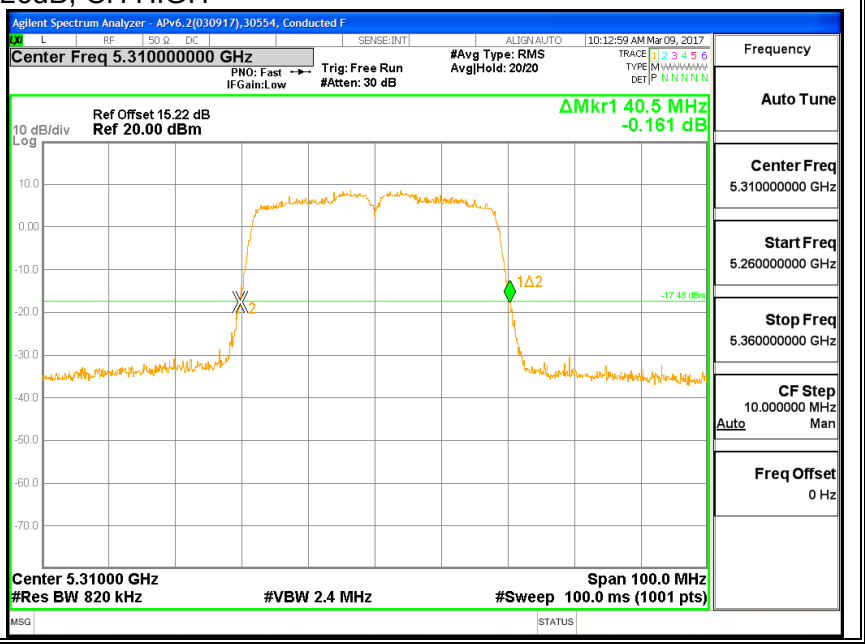

UL VERIFICATION SERVICES INC. FORM NO: CCSUP4701J
47173 BENICIA STREET, FREMONT, CA 94538, USA TEL: (510) 771-1000 FAX: (510) 661-0888
This report shall not be reproduced except in full, without the written approval of UL Verification Services Inc.

8.13.2. 99% BANDWIDTH

LIMITS

None; for reporting purposes only.

RESULTS

Channel	Frequency	99% BW UAT 2 (MHz)
Low	5270	36.120
High	5310	36.311

UL VERIFICATION SERVICES INC. FORM NO: CCSUP4701J
47173 BENICIA STREET, FREMONT, CA 94538, USA TEL: (510) 771-1000 FAX: (510) 661-0888
This report shall not be reproduced except in full, without the written approval of UL Verification Services Inc.

OBW, CH LOW

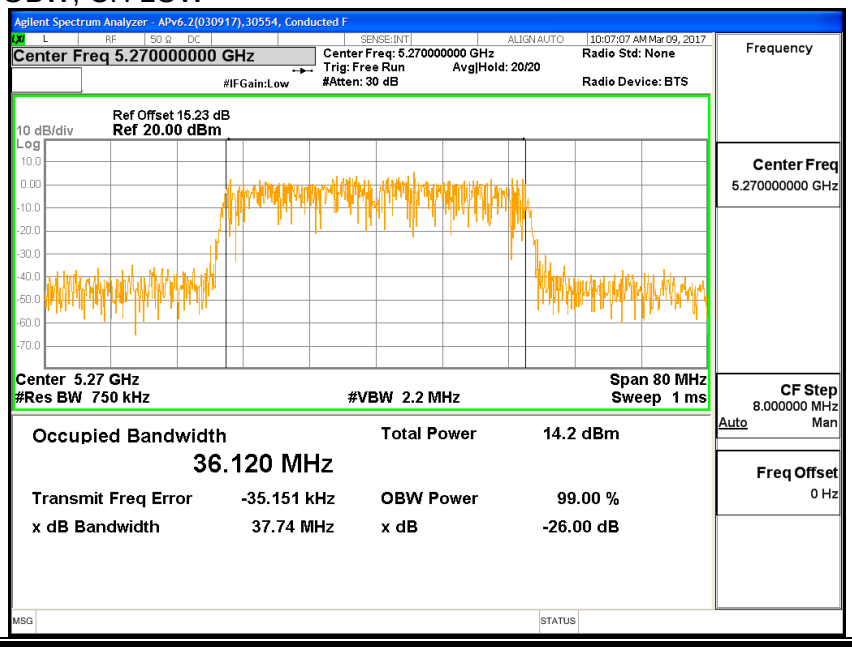

OBW, CH HIGH

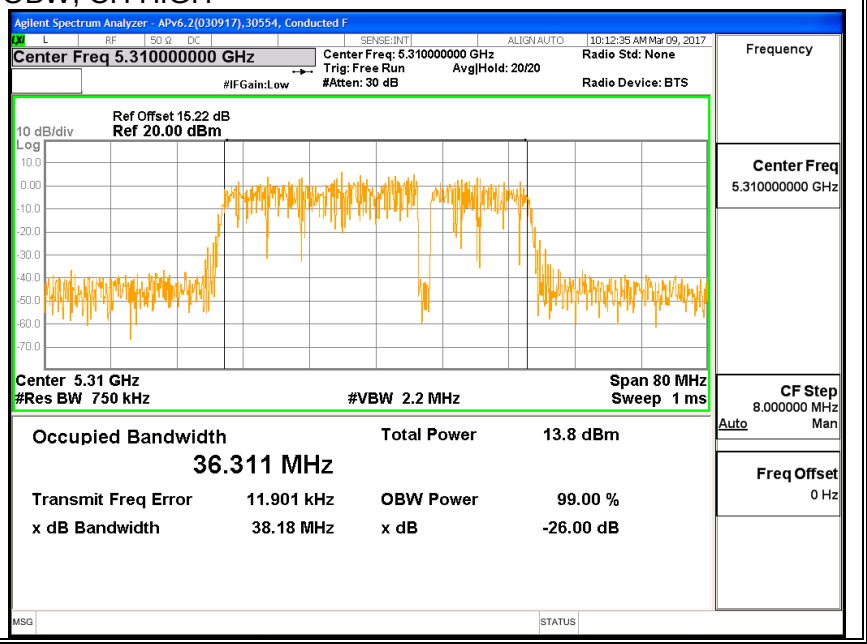

UL VERIFICATION SERVICES INC. FORM NO: CCSUP4701J
47173 BENICIA STREET, FREMONT, CA 94538, USA TEL: (510) 771-1000 FAX: (510) 661-0888
This report shall not be reproduced except in full, without the written approval of UL Verification Services Inc.

8.13.3. AVERAGE POWER

ID:	30554	Date:	3/8/2017

LIMITS

None; for reporting purposes only.

TEST PROCEDURE

Measurements perform using a wideband gated RF power meter.

RESULTS

Channel	Frequency	Power UAT 2 (dBm)
Low	5270	18.36
High	5310	15.41

This report shall not be reproduced except in full, without the written approval of UL Verification Services Inc.

8.13.4. OUTPUT POWER AND PPSD

LIMITS

FCC §15.407 (a) (2)

For the band 5.25–5.35 GHz, the maximum conducted output power over the frequency band of operation shall not exceed the lesser of 250 mW or 11 dBm + 10 log B, where B is the 26–dB emission bandwidth in MHz. In addition, the maximum power spectral density shall not exceed 11 dBm in any 1–MHz band. If transmitting antennas of directional gain greater than 6 dBi are used, both the maximum conducted output power and the peak power spectral density shall be reduced by the amount in dB that the directional gain of the antenna exceeds 6 dBi.

TEST PROCEDURE

Measurements perform using a wideband gated RF power meter provided that the gate parameters are adjusted such that the power is measured only when the EUT is transmitting at its maximum power control level. Since the measurement is made only during the ON time of the transmitter, no duty cycle correction factor is required.

PSD Test Procedure: KDB 789033 D02 v01r04 Section F (Method SA-2)

DIRECTIONAL ANTENNA GAIN

There is only one transmitter output therefore the directional gain is equal to the antenna gain.

UL VERIFICATION SERVICES INC. FORM NO: CCSUP4701J
47173 BENICIA STREET, FREMONT, CA 94538, USA TEL: (510) 771-1000 FAX: (510) 661-0888
This report shall not be reproduced except in full, without the written approval of UL Verification Services Inc.

RESULTS

Bandwidth, Antenna Gain, and Limits

Channel	Frequency (MHz)	Min 26 dB BW (MHz)	Min 99% BW (MHz)	Directional Gain (dBi)	Power Limit (dBm)	PSD Limit (dBm)
Low	5270	40.50	36.12	-3.74	24.00	11.00
High	5310	40.50	36.31	-3.74	24.00	11.00

Duty Cycle CF (dB)	0.10	**Included in Calculations of Corr'd PSD**

Output Power Results

Channel	Frequency (MHz)	UAT 2 Meas Power (dBm)	Total Corr'd Power (dBm)	Power Limit (dBm)	Power Margin (dB)
Low	5270	18.36	18.36	24.00	-5.64
High	5310	15.41	15.41	24.00	-8.59

PSD Results

Channel	Frequency (MHz)	UAT 2 Meas PSD (dBm/MHz)	Total Corr'd PSD (dBm/MHz)	PSD Limit (dBm/MHz)	PSD Margin (dB)
Low	5270	5.65	5.75	11.00	-5.25
High	5310	2.02	2.12	11.00	-8.89

UL VERIFICATION SERVICES INC. FORM NO: CCSUP4701J
47173 BENICIA STREET, FREMONT, CA 94538, USA TEL: (510) 771-1000 FAX: (510) 661-0888
This report shall not be reproduced except in full, without the written approval of UL Verification Services Inc.

, CH LOW

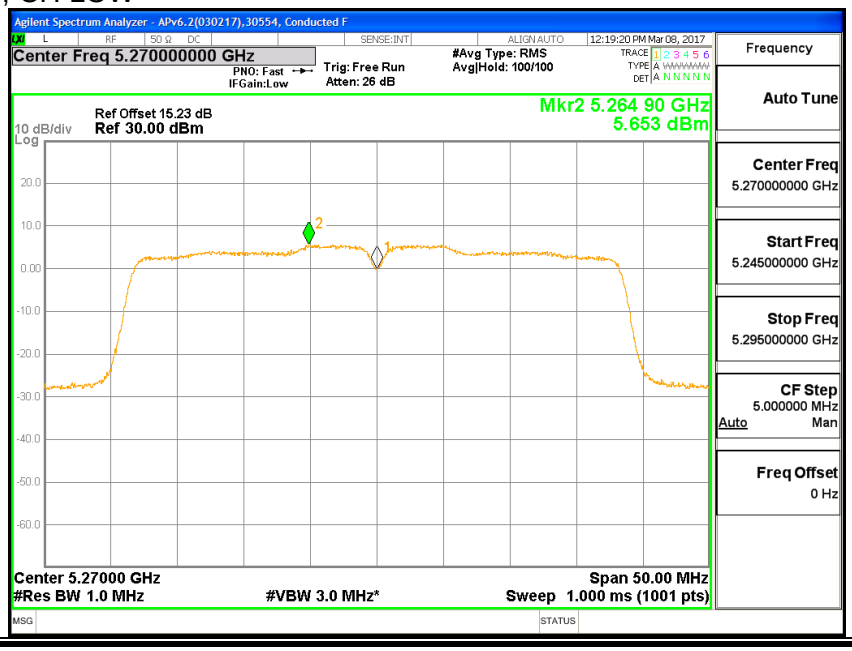

, CH HIGH

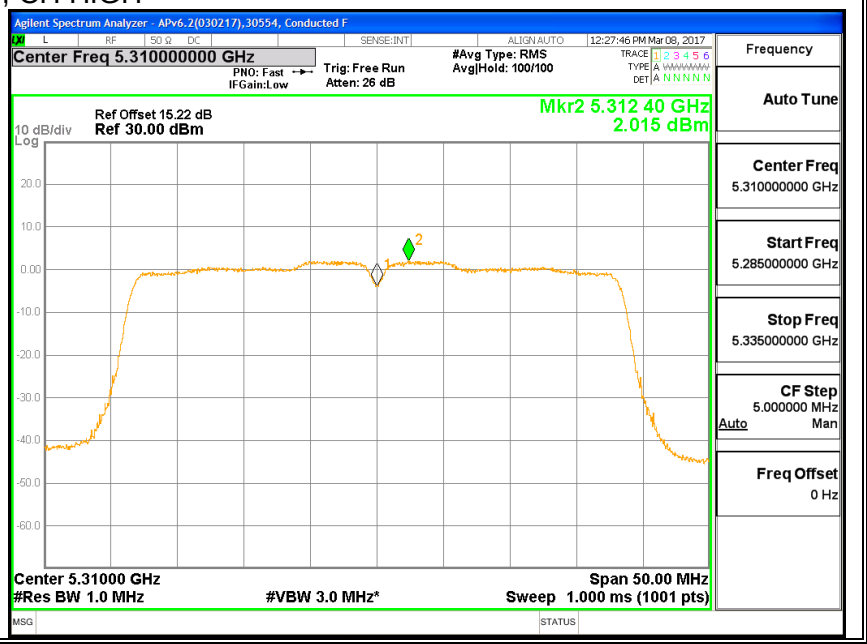

This report shall not be reproduced except in full, without the written approval of UL Verification Services Inc.

8.14. 11n HT40 LAT 3 SISO MODE IN THE 5.3GHz BAND

8.14.1. 26 dB BANDWIDTH

LIMITS

None; for reporting purposes only.

RESULTS

Channel	Frequency	26 dB BW LAT 3 (MHz)
Low	5270	40.5
High	5310	40.5

UL VERIFICATION SERVICES INC. FORM NO: CCSUP4701J
47173 BENICIA STREET, FREMONT, CA 94538, USA TEL: (510) 771-1000 FAX: (510) 661-0888
This report shall not be reproduced except in full, without the written approval of UL Verification Services Inc.

26dB, CH LOW

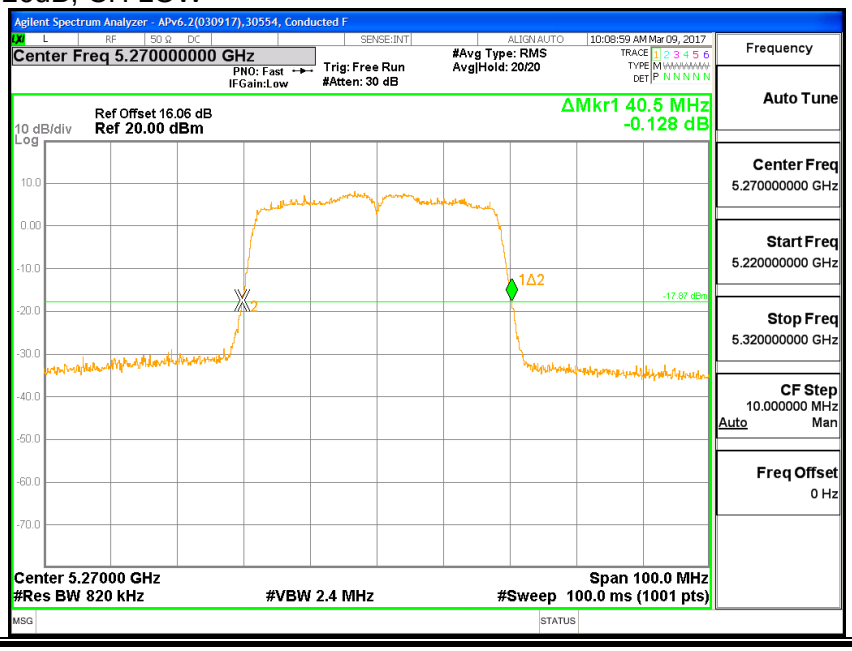

26dB, CH HIGH

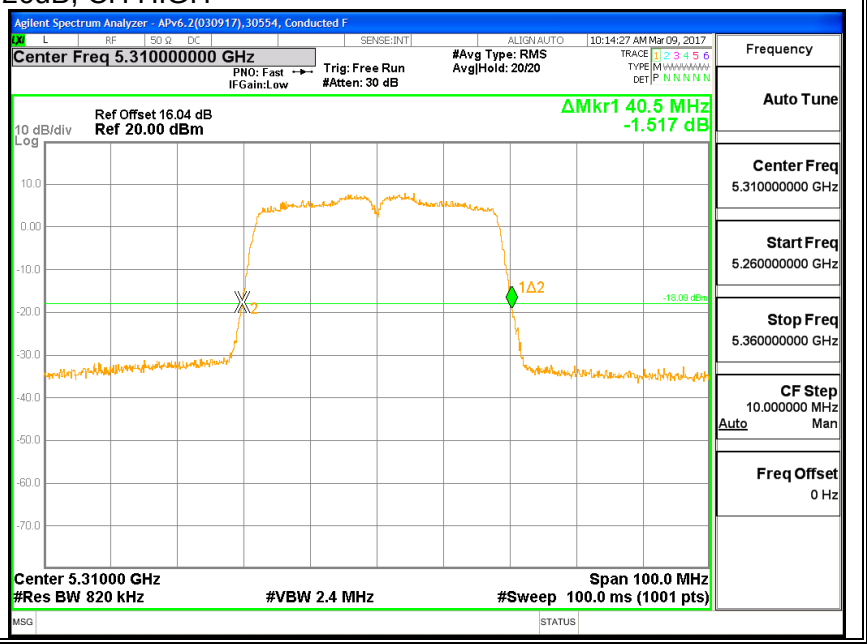

This report shall not be reproduced except in full, without the written approval of UL Verification Services Inc.

8.14.2. 99% BANDWIDTH

LIMITS

None; for reporting purposes only.

RESULTS

Channel	Frequency	99% BW LAT 3 (MHz)
Low	5270	36.224
High	5310	36.334

UL VERIFICATION SERVICES INC. FORM NO: CCSUP4701J
47173 BENICIA STREET, FREMONT, CA 94538, USA TEL: (510) 771-1000 FAX: (510) 661-0888
This report shall not be reproduced except in full, without the written approval of UL Verification Services Inc.

OBW, CH LOW

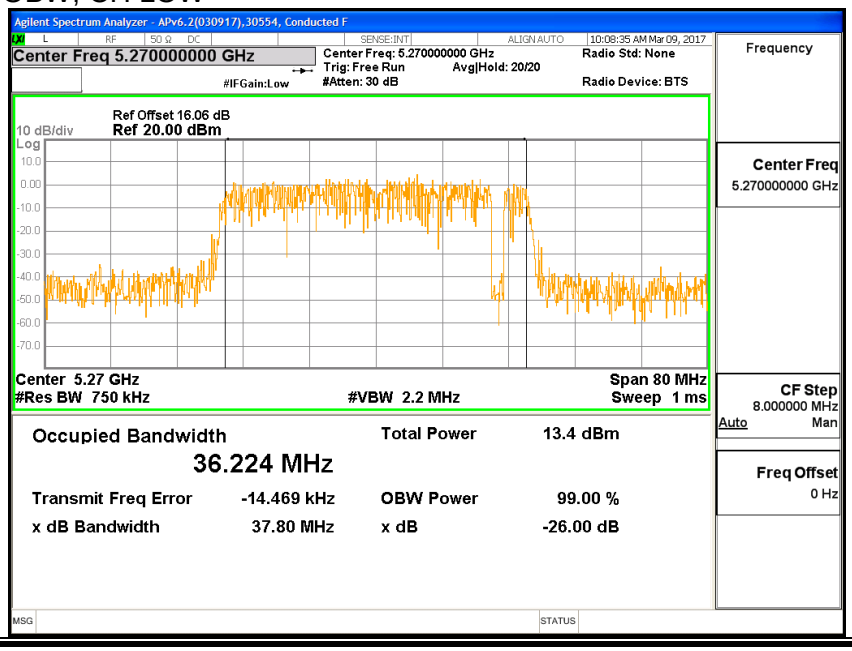

OBW, CH HIGH

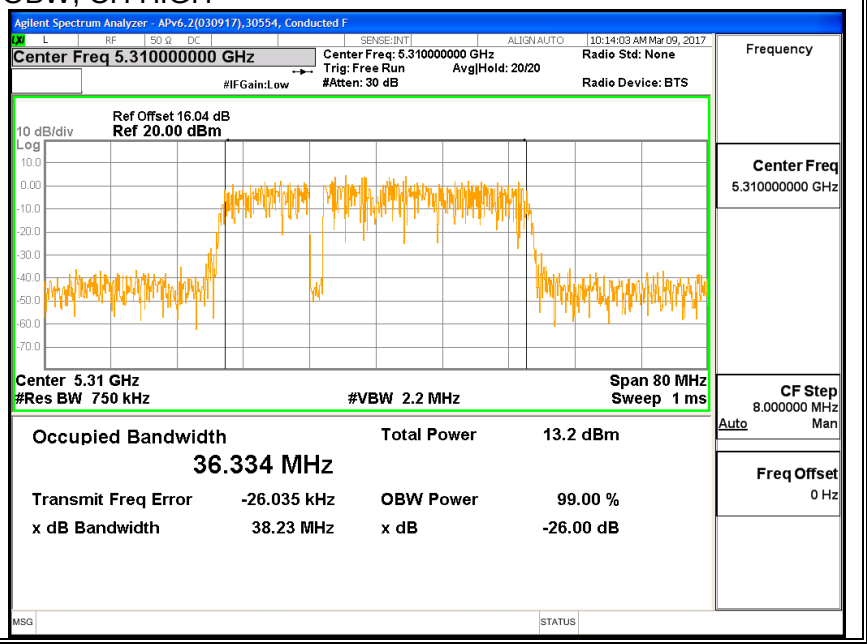

UL VERIFICATION SERVICES INC. FORM NO: CCSUP4701J
47173 BENICIA STREET, FREMONT, CA 94538, USA TEL: (510) 771-1000 FAX: (510) 661-0888
This report shall not be reproduced except in full, without the written approval of UL Verification Services Inc.

8.14.3. AVERAGE POWER

ID:	30554	Date:	3/8/2017

LIMITS

None; for reporting purposes only.

TEST PROCEDURE

Measurements perform using a wideband gated RF power meter.

RESULTS

Channel	Frequency	Power LAT 3 (dBm)
Low	5270	18.44
High	5310	15.36

UL VERIFICATION SERVICES INC. FORM NO: CCSUP4701J
47173 BENICIA STREET, FREMONT, CA 94538, USA TEL: (510) 771-1000 FAX: (510) 661-0888
This report shall not be reproduced except in full, without the written approval of UL Verification Services Inc.

8.14.4. OUTPUT POWER AND PPSD

LIMITS

FCC §15.407 (a) (2)

For the band 5.25–5.35 GHz, the maximum conducted output power over the frequency band of operation shall not exceed the lesser of 250 mW or 11 dBm + 10 log B, where B is the 26–dB emission bandwidth in MHz. In addition, the maximum power spectral density shall not exceed 11 dBm in any 1–MHz band. If transmitting antennas of directional gain greater than 6 dBi are used, both the maximum conducted output power and the peak power spectral density shall be reduced by the amount in dB that the directional gain of the antenna exceeds 6 dBi.

TEST PROCEDURE

Measurements perform using a wideband gated RF power meter provided that the gate parameters are adjusted such that the power is measured only when the EUT is transmitting at its maximum power control level. Since the measurement is made only during the ON time of the transmitter, no duty cycle correction factor is required.

PSD Test Procedure: KDB 789033 D02 v01r04 Section F (Method SA-2)

DIRECTIONAL ANTENNA GAIN

There is only one transmitter output therefore the directional gain is equal to the antenna gain.

UL VERIFICATION SERVICES INC. FORM NO: CCSUP4701J
47173 BENICIA STREET, FREMONT, CA 94538, USA TEL: (510) 771-1000 FAX: (510) 661-0888

This report shall not be reproduced except in full, without the written approval of UL Verification Services Inc.

RESULTS

Bandwidth, Antenna Gain, and Limits

Channel	Frequency (MHz)	Min 26 dB BW (MHz)	Min 99% BW (MHz)	Directional Gain (dBi)	Power Limit (dBm)	PSD Limit (dBm)
Low	5270	40.50	36.22	-1.09	24.00	11.00
High	5310	40.50	36.33	-1.09	24.00	11.00

Duty Cycle CF (dB)	0.10	**Included in Calculations of Corr'd PSD**

Output Power Results

Channel	Frequency (MHz)	LAT 3 Meas Power (dBm)	Total Corr'd Power (dBm)	Power Limit (dBm)	Power Margin (dB)
Low	5270	18.44	18.44	24.00	-5.56
High	5310	15.36	15.36	24.00	-8.64

PSD Results

Channel	Frequency (MHz)	LAT 3 Meas PSD (dBm/MHz)	Total Corr'd PSD (dBm/MHz)	PSD Limit (dBm/MHz)	PSD Margin (dB)
Low	5270	6.64	6.74	11.00	-4.26
High	5310	2.07	2.17	11.00	-8.83

UL VERIFICATION SERVICES INC. FORM NO: CCSUP4701J
47173 BENICIA STREET, FREMONT, CA 94538, USA TEL: (510) 771-1000 FAX: (510) 661-0888
This report shall not be reproduced except in full, without the written approval of UL Verification Services Inc.

, CH LOW

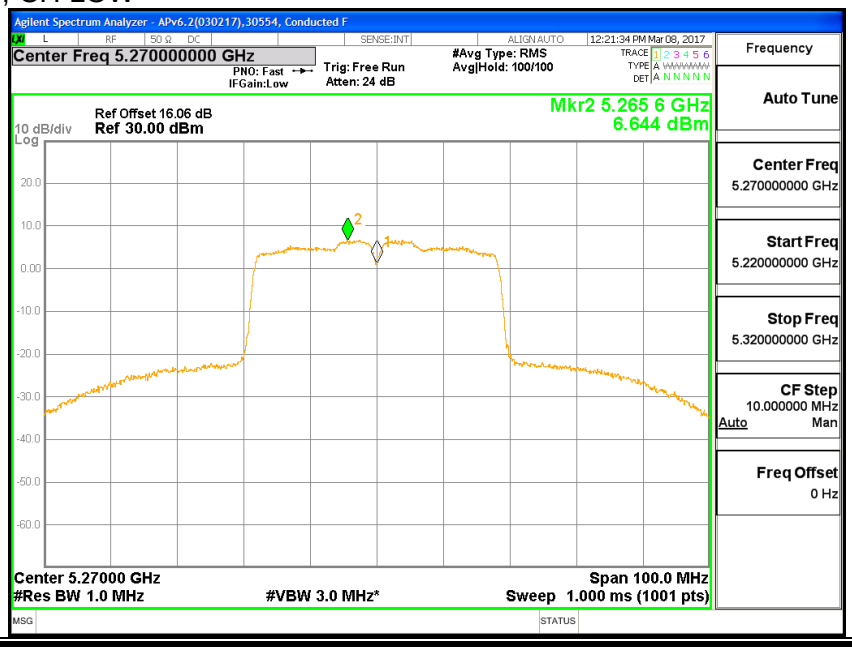

, CH HIGH

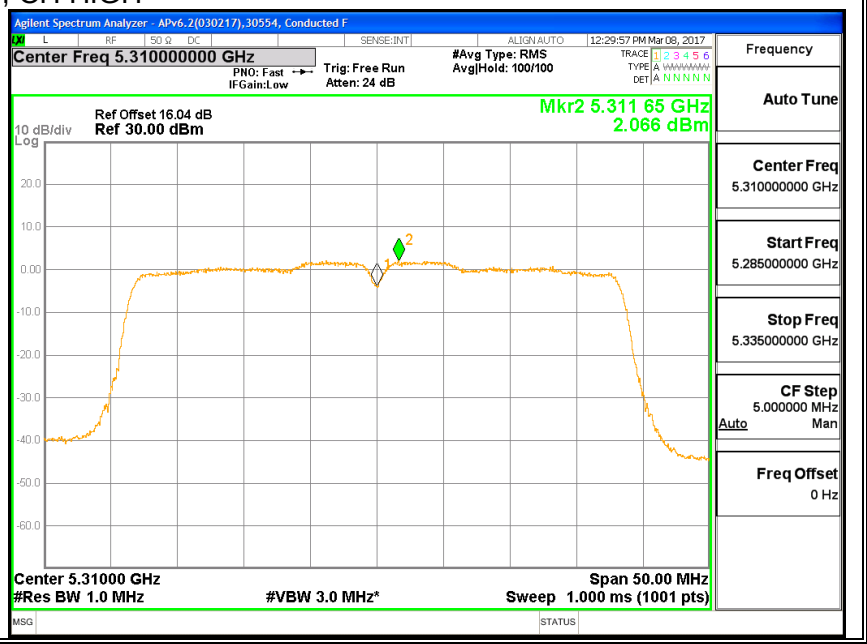

This report shall not be reproduced except in full, without the written approval of UL Verification Services Inc.

8.15. 11n HT40 2TX CDD MIMO MODE IN THE 5.3GHz BAND

8.15.1. 26 dB BANDWIDTH

LIMITS

None; for reporting purposes only.

RESULTS

Channel	Frequency	26 dB BW UAT 2 (MHz)	26 dB BW LAT 3 (MHz)
Low	5270	40.5	40.2
High	5310	40.6	40.1

This report shall not be reproduced except in full, without the written approval of UL Verification Services Inc.

UAT 2 26dB , CH LOW

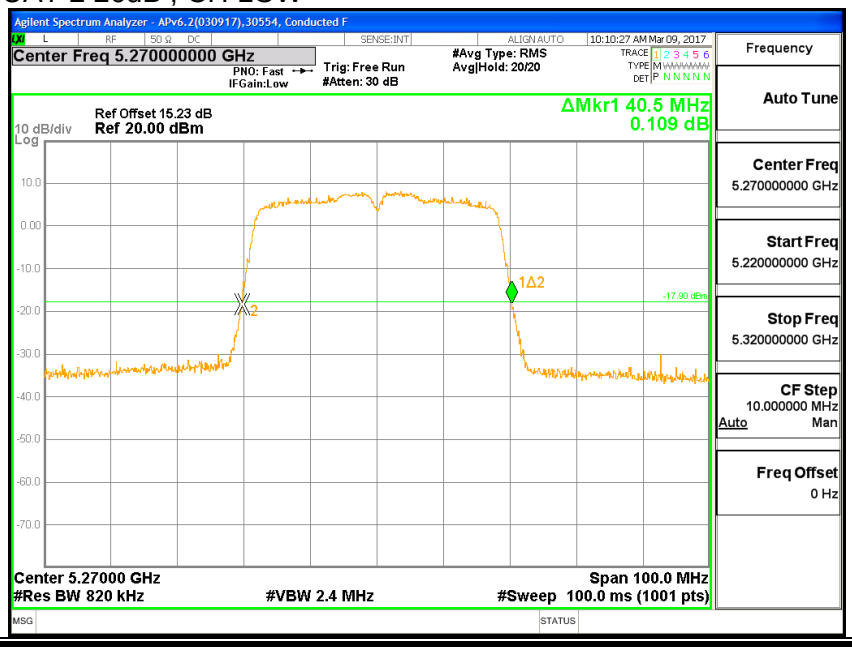

LAT 3 26dB , CH LOW

This report shall not be reproduced except in full, without the written approval of UL Verification Services Inc.

UAT 2 26dB , CH HIGH

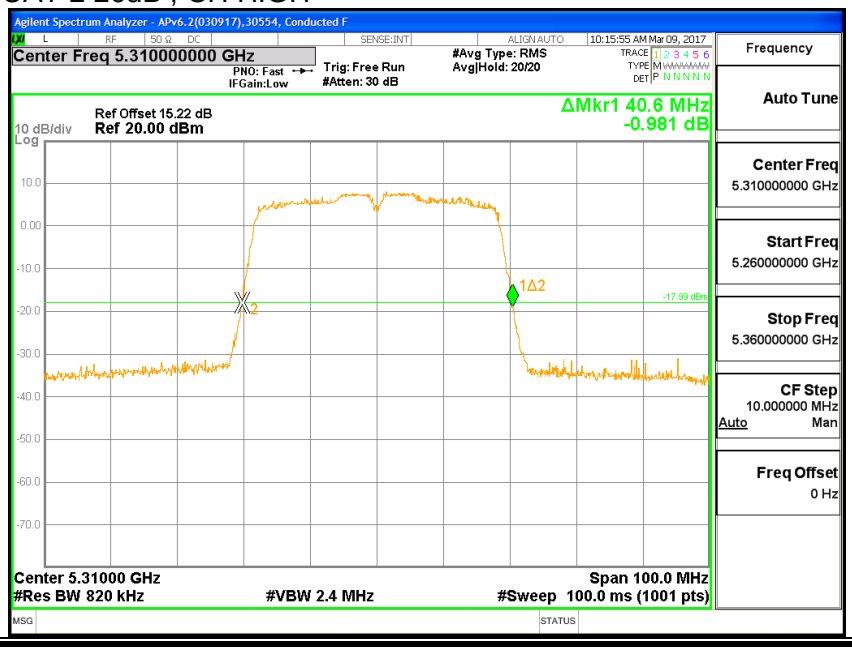

LAT 3 26dB , CH HIGH

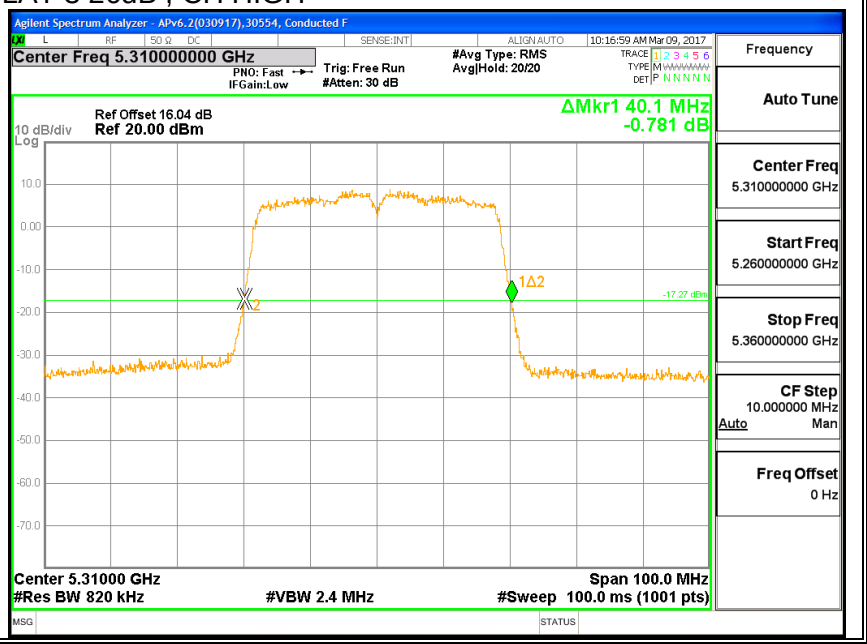

This report shall not be reproduced except in full, without the written approval of UL Verification Services Inc.

8.15.2. 99% BANDWIDTH

LIMITS

None; for reporting purposes only.

RESULTS

Channel	Frequency	99% BW UAT 2 (MHz)	99% BW LAT 3 (MHz)
Low	5270	36.229	36.336
High	5310	36.122	36.406

UL VERIFICATION SERVICES INC. FORM NO: CCSUP4701J
47173 BENICIA STREET, FREMONT, CA 94538, USA TEL: (510) 771-1000 FAX: (510) 661-0888
This report shall not be reproduced except in full, without the written approval of UL Verification Services Inc.

UAT 2 OBW , CH LOW

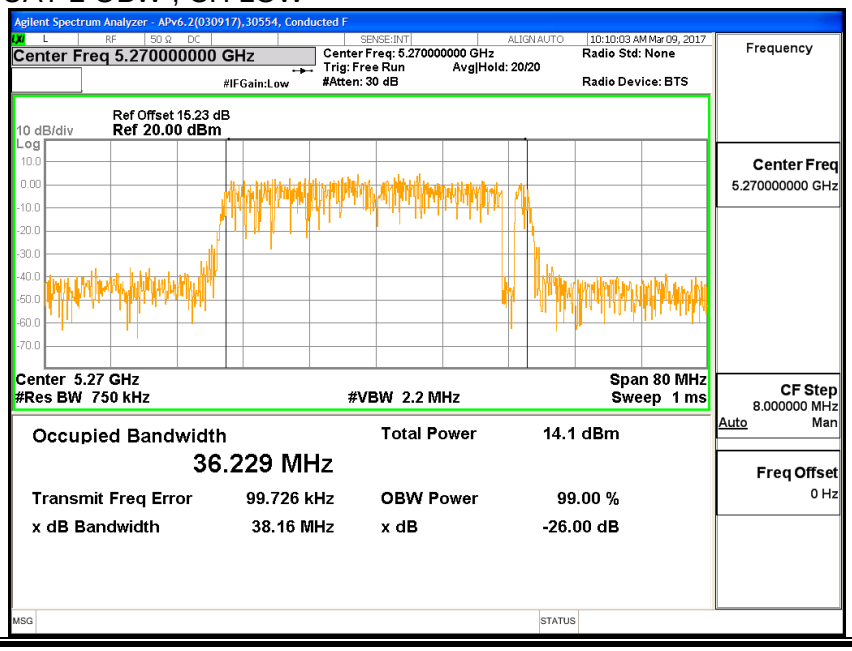

LAT 3 OBW , CH LOW

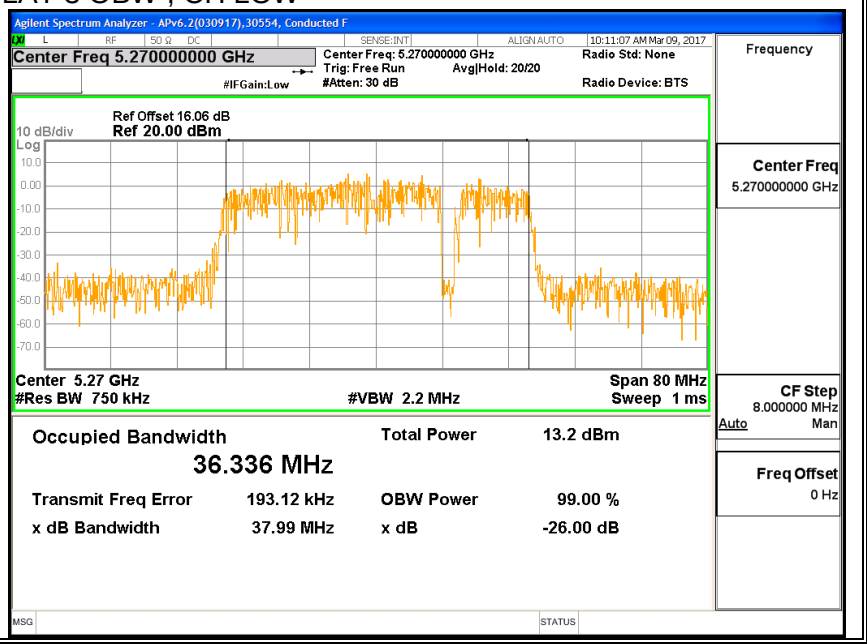

UL VERIFICATION SERVICES INC. FORM NO: CCSUP4701J
47173 BENICIA STREET, FREMONT, CA 94538, USA TEL: (510) 771-1000 FAX: (510) 661-0888
This report shall not be reproduced except in full, without the written approval of UL Verification Services Inc.

UAT 2 OBW , CH HIGH

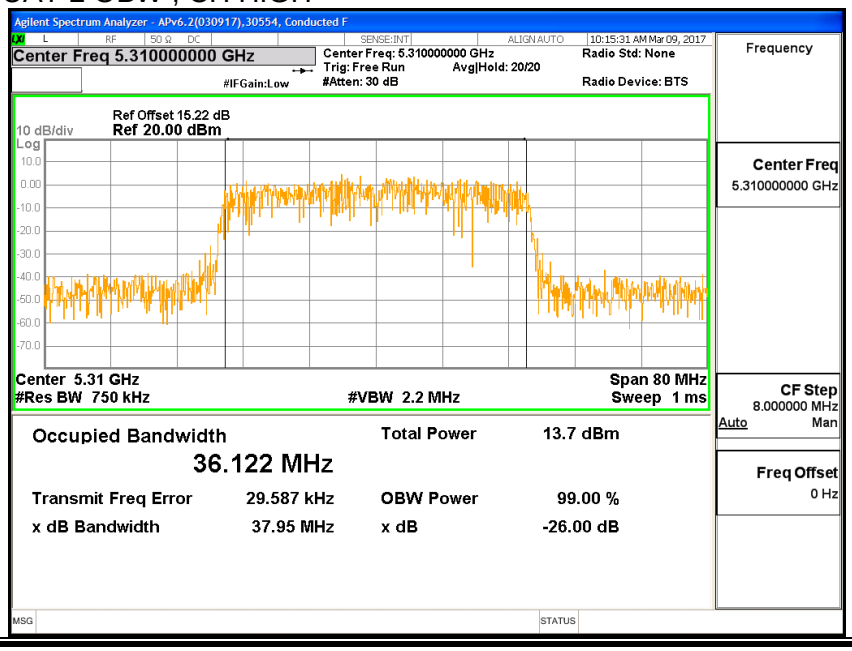

LAT 3 OBW , CH HIGH

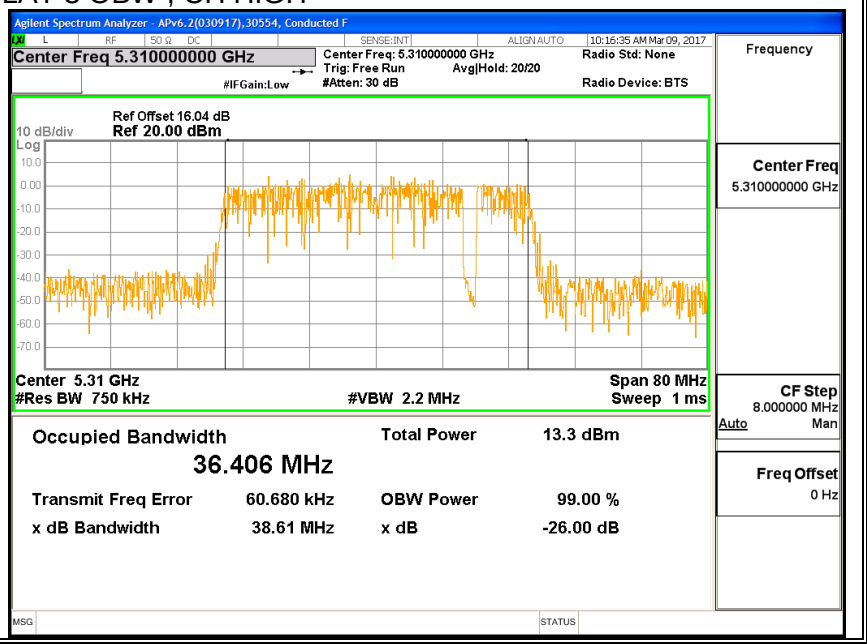

UL VERIFICATION SERVICES INC. FORM NO: CCSUP4701J
47173 BENICIA STREET, FREMONT, CA 94538, USA TEL: (510) 771-1000 FAX: (510) 661-0888
This report shall not be reproduced except in full, without the written approval of UL Verification Services Inc.

8.15.3. AVERAGE POWER

ID:	30554	Date:	3/8/2017

LIMITS

None; for reporting purposes only.

TEST PROCEDURE

Measurements perform using a wideband gated RF power meter.

RESULTS

Channel	Frequency	Power UAT 2 (dBm)	Power LAT 3 (dBm)	Total Power (dBm)
Low	5270	18.23	18.45	21.35
High	5310	14.83	14.10	17.49

This report shall not be reproduced except in full, without the written approval of UL Verification Services Inc.

8.15.4. OUTPUT POWER AND PPSD

LIMITS

FCC §15.407 (a) (2)

For the band 5.25–5.35 GHz, the maximum conducted output power over the frequency band of operation shall not exceed the lesser of 250 mW or 11 dBm + 10 log B, where B is the 26–dB emission bandwidth in MHz. In addition, the maximum power spectral density shall not exceed 11 dBm in any 1–MHz band. If transmitting antennas of directional gain greater than 6 dBi are used, both the maximum conducted output power and the peak power spectral density shall be reduced by the amount in dB that the directional gain of the antenna exceeds 6 dBi.

TEST PROCEDURE
Measurements perform using a wideband gated RF power meter provided that the gate parameters are adjusted such that the power is measured only when the EUT is transmitting at its maximum power control level. Since the measurement is made only during the ON time of the transmitter, no duty cycle correction factor is required.

PSD Test Procedure: KDB 789033 D02 v01r04 Section F (Method SA-2)

DIRECTIONAL ANTENNA GAIN

For Power used uncorrelated gain: The TX chains are uncorrelated and the antenna gain is unequal among the chains. The directional gain is:

UAT 2 Antenna Gain (dBi)	LAT 3 Antenna Gain (dBi)	Uncorrelated Chains Directional Gain (dBi)
-3.74	-1.09	-2.22

For PSD used correlated gain: The TX chains are correlated and the antenna gain is unequal among the chains. The directional gain is:

UAT 2 Antenna Gain (dBi)	LAT 3 Antenna Gain (dBi)	Correlated Chains Directional Gain (dBi)
-3.74	-1.09	0.70

This report shall not be reproduced except in full, without the written approval of UL Verification Services Inc.

RESULTS

Bandwidth, Antenna Gain and Limits

Channel	Frequency (MHz)	Min 26 dB BW (MHz)	Min 99% BW (MHz)	Directional Gain for Power (dBi)	Directional Gain for PSD (dBi)	Power Limit (dBm)	PSD Limit (dBm)
Low	5270	40.200	36.229	-2.22	0.70	24.00	11.00
High	5310	40.100	36.122	-2.22	0.70	24.00	11.00

Duty Cycle CF (dB)	0.10	Included in Calculations of Corr'd PSD

Output Power Results

Channel	Frequency (MHz)	UAT 2 Meas Power (dBm)	LAT 3 Meas Power (dBm)	Total Corr'd Power (dBm)	Power Limit (dBm)	Power Margin (dB)
Low	5270	18.23	18.45	21.35	24.00	-2.65
High	5310	14.83	14.10	17.49	24.00	-6.51

PSD Results

Channel	Frequency (MHz)	UAT 2 Meas PSD (dBm/MHz)	LAT 3 Meas PSD (dBm/MHz)	Total Corr'd PSD (dBm/MHz)	PSD Limit (dBm/MHz)	PSD Margin (dB)
Low	5270	5.61	7.11	9.53	11.00	-1.47
High	5310	1.87	2.64	5.38	11.00	-5.62

UL VERIFICATION SERVICES INC. FORM NO: CCSUP4701J
47173 BENICIA STREET, FREMONT, CA 94538, USA TEL: (510) 771-1000 FAX: (510) 661-0888
This report shall not be reproduced except in full, without the written approval of UL Verification Services Inc.

UAT 2 , CH LOW

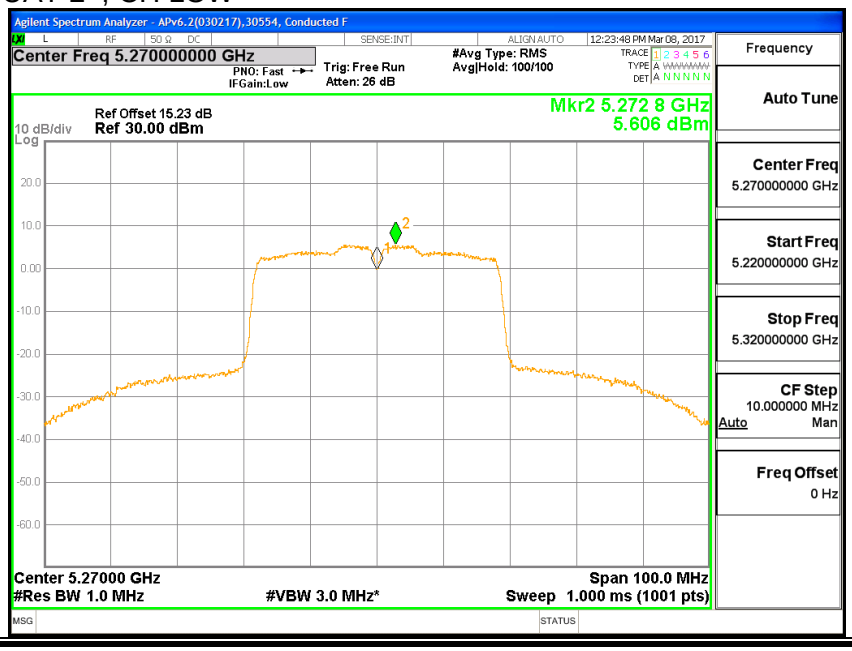

LAT 3 , CH LOW

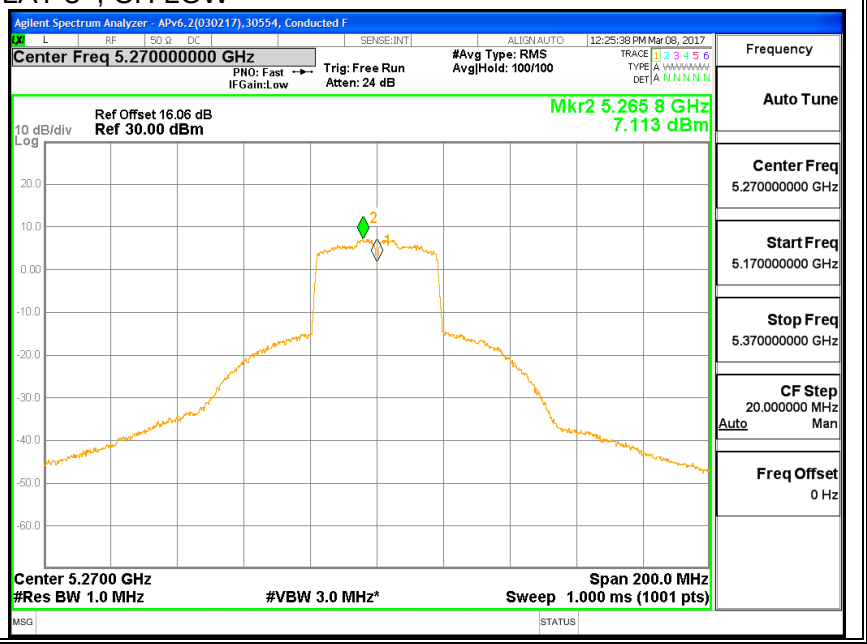

This report shall not be reproduced except in full, without the written approval of UL Verification Services Inc.

UAT 2 , CH HIGH

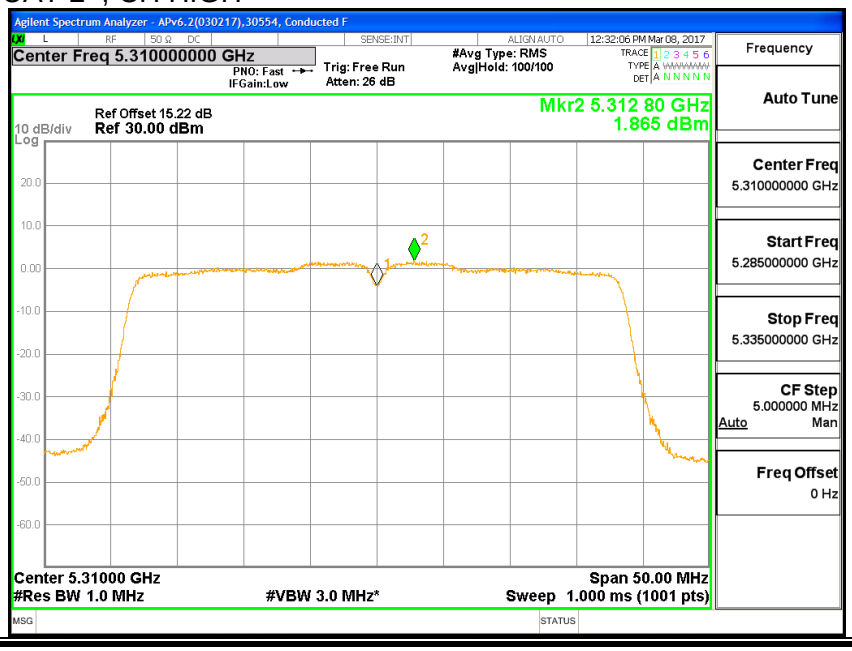

LAT 3 , CH HIGH

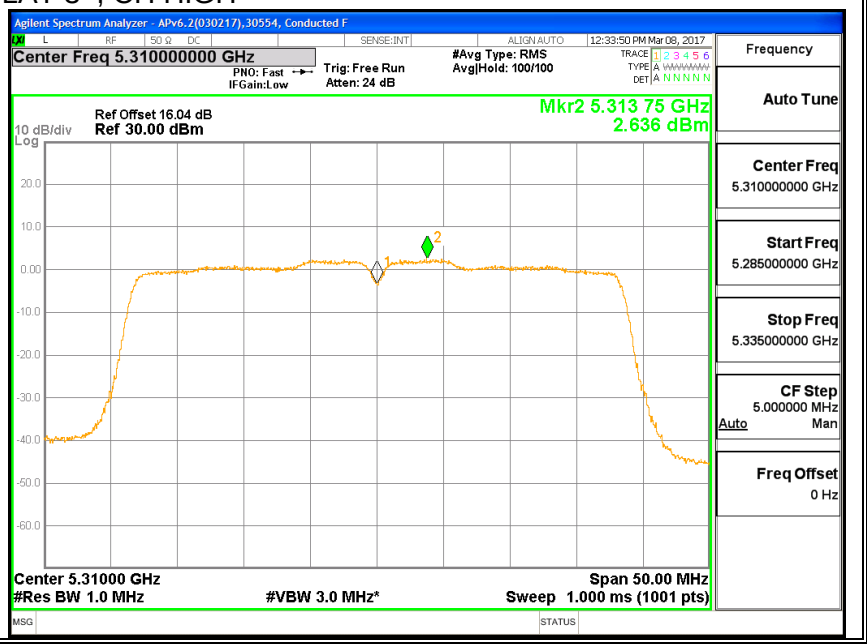

UL VERIFICATION SERVICES INC. FORM NO: CCSUP4701J
47173 BENICIA STREET, FREMONT, CA 94538, USA TEL: (510) 771-1000 FAX: (510) 661-0888
This report shall not be reproduced except in full, without the written approval of UL Verification Services Inc.

8.16. 11ac HT80 UAT 2 SISO MODE IN THE 5.3GHz BAND

8.16.1. 26 dB BANDWIDTH

LIMITS

None; for reporting purposes only.

RESULTS

Channel	Frequency	26 dB BW UAT 2 (MHz)
Mid	5290	82.4

UL VERIFICATION SERVICES INC. FORM NO: CCSUP4701J
47173 BENICIA STREET, FREMONT, CA 94538, USA TEL: (510) 771-1000 FAX: (510) 661-0888
This report shall not be reproduced except in full, without the written approval of UL Verification Services Inc.

26dB, CH MID

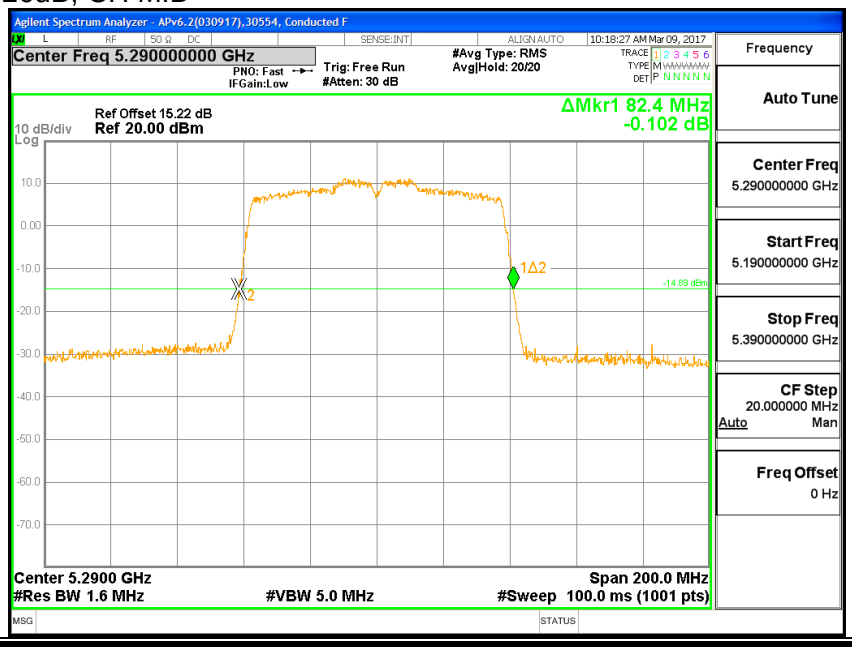

This report shall not be reproduced except in full, without the written approval of UL Verification Services Inc.

8.16.2. 99% BANDWIDTH

LIMITS

None; for reporting purposes only.

RESULTS

Channel	Frequency	99% BW UAT 2 (MHz)
Mid	5290	75.375

UL VERIFICATION SERVICES INC. FORM NO: CCSUP4701J
47173 BENICIA STREET, FREMONT, CA 94538, USA TEL: (510) 771-1000 FAX: (510) 661-0888
This report shall not be reproduced except in full, without the written approval of UL Verification Services Inc.

OBW, CH MID

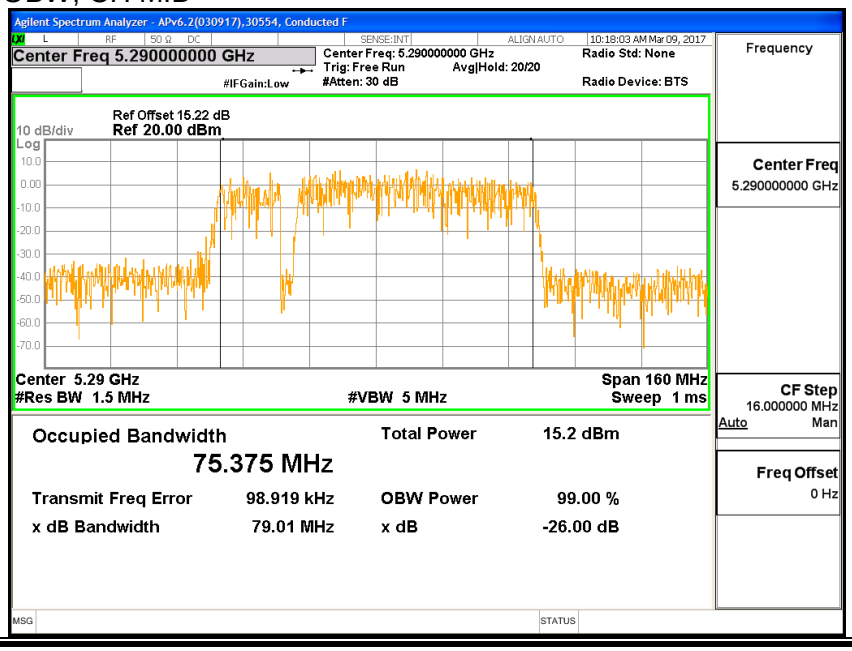

UL VERIFICATION SERVICES INC. FORM NO: CCSUP4701J
47173 BENICIA STREET, FREMONT, CA 94538, USA TEL: (510) 771-1000 FAX: (510) 661-0888
This report shall not be reproduced except in full, without the written approval of UL Verification Services Inc.

8.16.3. AVERAGE POWER

ID:	30554	Date:	3/8/2017

LIMITS

None; for reporting purposes only.

TEST PROCEDURE

Measurements perform using a wideband gated RF power meter.

RESULTS

Channel	Frequency	Power UAT 2 (dBm)
Mid	5290	14.81

UL VERIFICATION SERVICES INC. FORM NO: CCSUP4701J
47173 BENICIA STREET, FREMONT, CA 94538, USA TEL: (510) 771-1000 FAX: (510) 661-0888
This report shall not be reproduced except in full, without the written approval of UL Verification Services Inc.

8.16.4. OUTPUT POWER AND PPSD

LIMITS

FCC §15.407 (a) (2)

For the band 5.25–5.35 GHz, the maximum conducted output power over the frequency band of operation shall not exceed the lesser of 250 mW or 11 dBm + 10 log B, where B is the 26–dB emission bandwidth in MHz. In addition, the maximum power spectral density shall not exceed 11 dBm in any 1–MHz band. If transmitting antennas of directional gain greater than 6 dBi are used, both the maximum conducted output power and the peak power spectral density shall be reduced by the amount in dB that the directional gain of the antenna exceeds 6 dBi.

TEST PROCEDURE

Measurements perform using a wideband gated RF power meter provided that the gate parameters are adjusted such that the power is measured only when the EUT is transmitting at its maximum power control level. Since the measurement is made only during the ON time of the transmitter, no duty cycle correction factor is required.

PSD Test Procedure: KDB 789033 D02 v01r04 Section F (Method SA-2)

DIRECTIONAL ANTENNA GAIN

There is only one transmitter output therefore the directional gain is equal to the antenna gain.

UL VERIFICATION SERVICES INC. FORM NO: CCSUP4701J
47173 BENICIA STREET, FREMONT, CA 94538, USA TEL: (510) 771-1000 FAX: (510) 661-0888

This report shall not be reproduced except in full, without the written approval of UL Verification Services Inc.

RESULTS

Bandwidth, Antenna Gain, and Limits

Channel	Frequency (MHz)	Min 26 dB BW (MHz)	Min 99% BW (MHz)	Directional Gain (dBi)	Power Limit (dBm)	PSD Limit (dBm)
Mid	5290	82.40	75.38	-3.74	24.00	11.00

Duty Cycle CF (dB)	0.20	Included in Calculations of Corr'd PSD

Output Power Results

Channel	Frequency (MHz)	UAT 2 Meas Power (dBm)	Total Corr'd Power (dBm)	Power Limit (dBm)	Power Margin (dB)
Mid	5290	14.81	14.81	24.00	-9.19

PPSD Results

Channel	Frequency (MHz)	UAT 2 Meas PSD (dBm/MHz)	Total Corr'd PSD (dBm/MHz)	PSD Limit (dBm/MHz)	PSD Margin (dB)
Mid	5290	-0.17	0.03	11.00	-10.97

UL VERIFICATION SERVICES INC. FORM NO: CCSUP4701J
47173 BENICIA STREET, FREMONT, CA 94538, USA TEL: (510) 771-1000 FAX: (510) 661-0888
This report shall not be reproduced except in full, without the written approval of UL Verification Services Inc.

, CH MID

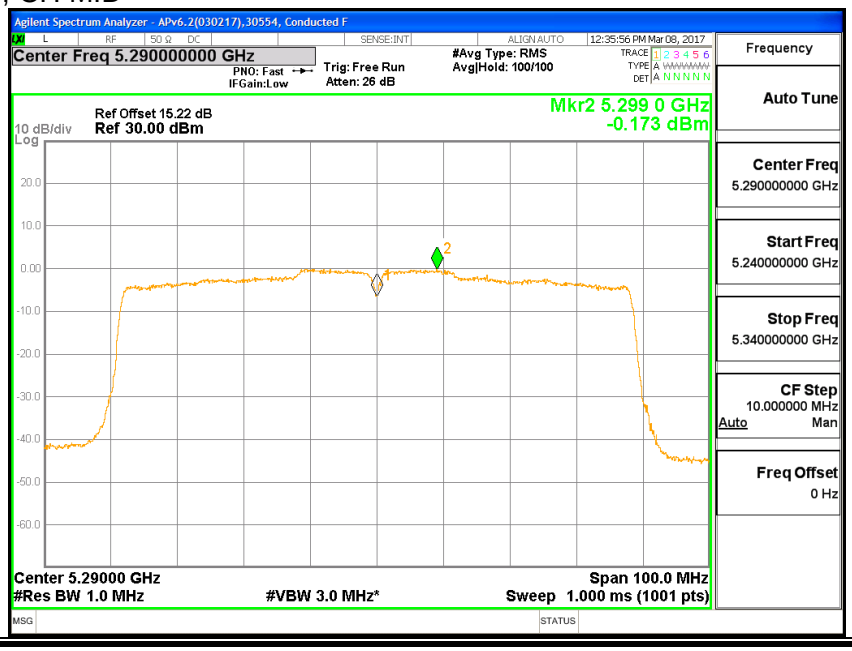

This report shall not be reproduced except in full, without the written approval of UL Verification Services Inc.

8.17. 11ac HT80 LAT 3 SISO MODE IN THE 5.3GHz BAND

8.17.1. 26 dB BANDWIDTH

LIMITS

None; for reporting purposes only.

RESULTS

Channel	Frequency	26 dB BW LAT 3 (MHz)
Mid	5290	82.2

UL VERIFICATION SERVICES INC. FORM NO: CCSUP4701J
47173 BENICIA STREET, FREMONT, CA 94538, USA TEL: (510) 771-1000 FAX: (510) 661-0888
This report shall not be reproduced except in full, without the written approval of UL Verification Services Inc.

26dB, CH MID

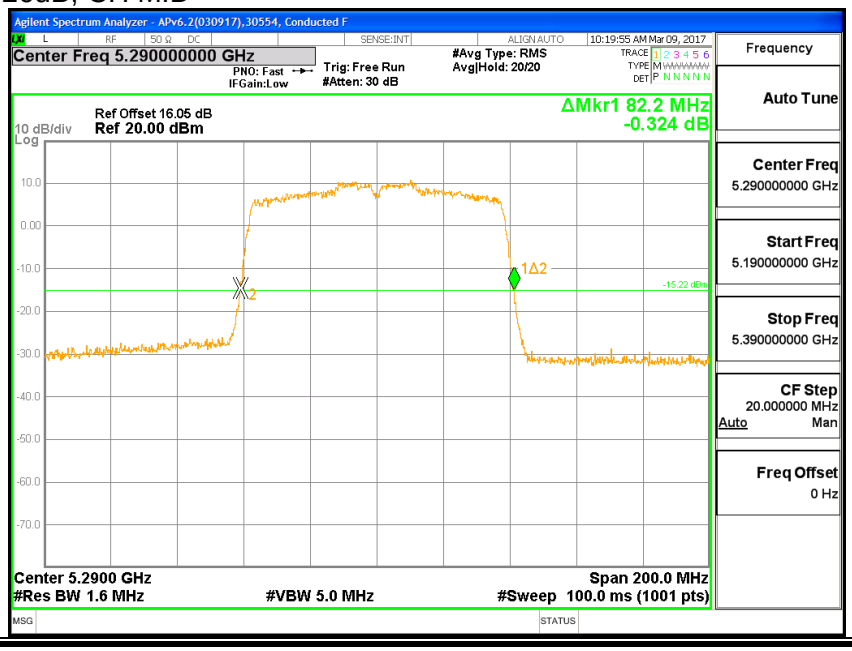

This report shall not be reproduced except in full, without the written approval of UL Verification Services Inc.

8.17.2. 99% BANDWIDTH

LIMITS

None; for reporting purposes only.

RESULTS

Channel	Frequency	99% BW LAT 3 (MHz)
Mid	5290	75.416

UL VERIFICATION SERVICES INC. FORM NO: CCSUP4701J
47173 BENICIA STREET, FREMONT, CA 94538, USA TEL: (510) 771-1000 FAX: (510) 661-0888
This report shall not be reproduced except in full, without the written approval of UL Verification Services Inc.

OBW, CH MID

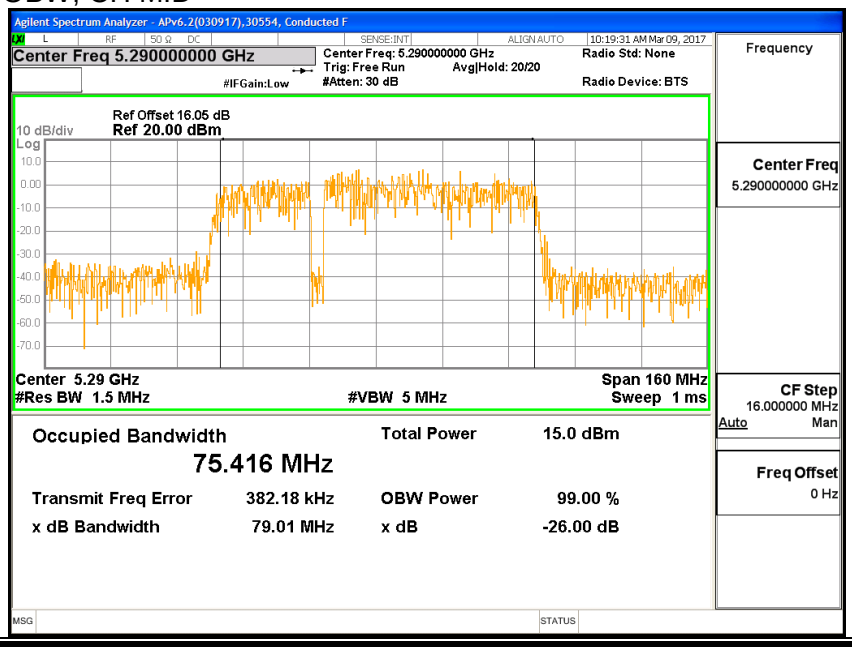

UL VERIFICATION SERVICES INC. FORM NO: CCSUP4701J
47173 BENICIA STREET, FREMONT, CA 94538, USA TEL: (510) 771-1000 FAX: (510) 661-0888
This report shall not be reproduced except in full, without the written approval of UL Verification Services Inc.

8.17.3. AVERAGE POWER

ID:	30554	Date:	3/8/2017

LIMITS

None; for reporting purposes only.

TEST PROCEDURE

Measurements perform using a wideband gated RF power meter.

RESULTS

Channel	Frequency	Power LAT 3 (dBm)
Mid	5290	14.89

UL VERIFICATION SERVICES INC. FORM NO: CCSUP4701J
47173 BENICIA STREET, FREMONT, CA 94538, USA TEL: (510) 771-1000 FAX: (510) 661-0888
This report shall not be reproduced except in full, without the written approval of UL Verification Services Inc.

8.17.4. OUTPUT POWER AND PPSD

LIMITS

FCC §15.407 (a) (2)

For the band 5.25–5.35 GHz, the maximum conducted output power over the frequency band of operation shall not exceed the lesser of 250 mW or 11 dBm + 10 log B, where B is the 26–dB emission bandwidth in MHz. In addition, the maximum power spectral density shall not exceed 11 dBm in any 1–MHz band. If transmitting antennas of directional gain greater than 6 dBi are used, both the maximum conducted output power and the peak power spectral density shall be reduced by the amount in dB that the directional gain of the antenna exceeds 6 dBi.

TEST PROCEDURE

Measurements perform using a wideband gated RF power meter provided that the gate parameters are adjusted such that the power is measured only when the EUT is transmitting at its maximum power control level. Since the measurement is made only during the ON time of the transmitter, no duty cycle correction factor is required.

PSD Test Procedure: KDB 789033 D02 v01r04 Section F (Method SA-2)

DIRECTIONAL ANTENNA GAIN

There is only one transmitter output therefore the directional gain is equal to the antenna gain.

UL VERIFICATION SERVICES INC. FORM NO: CCSUP4701J
47173 BENICIA STREET, FREMONT, CA 94538, USA TEL: (510) 771-1000 FAX: (510) 661-0888
This report shall not be reproduced except in full, without the written approval of UL Verification Services Inc.

RESULTS

Bandwidth, Antenna Gain, and Limits

Channel	Frequency (MHz)	Min 26 dB BW (MHz)	Min 99% BW (MHz)	Directional Gain (dBi)	Power Limit (dBm)	PSD Limit (dBm)
Mid	5290	82.20	75.42	-1.09	24.00	11.00

Duty Cycle CF (dB)	0.20	**Included in Calculations of Corr'd PSD**

Output Power Results

Channel	Frequency (MHz)	LAT 3 Meas Power (dBm)	Total Corr'd Power (dBm)	Power Limit (dBm)	Power Margin (dB)
Mid	5290	14.89	14.89	24.00	-9.11

PPSD Results

Channel	Frequency (MHz)	LAT 3 Meas PSD (dBm/MHz)	Total Corr'd PSD (dBm/MHz)	PSD Limit (dBm/MHz)	PSD Margin (dB)
Mid	5290	-0.14	0.06	11.00	-10.94

UL VERIFICATION SERVICES INC. FORM NO: CCSUP4701J
47173 BENICIA STREET, FREMONT, CA 94538, USA TEL: (510) 771-1000 FAX: (510) 661-0888
This report shall not be reproduced except in full, without the written approval of UL Verification Services Inc.

, CH MID

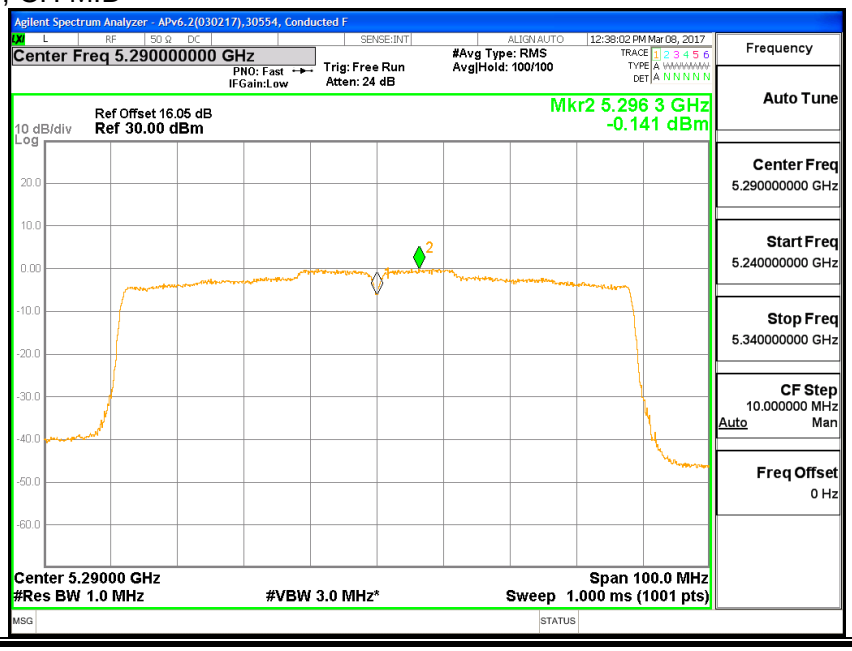

This report shall not be reproduced except in full, without the written approval of UL Verification Services Inc.