9. RADIATED TEST RESULTS

9.1. LIMITS AND PROCEDURE

LIMITS

FCC §15.205 and §15.209

Frequency Range (MHz)	Field Strength Limit (uV/m) at 3 m	Field Strength Limit (dBuV/m) at 3 m
30 - 88	100	40
88 - 216	150	43.5
216 - 960	200	46
Above 960	500	54

TEST PROCEDURE

The EUT is placed on a non-conducting table 80 cm above the ground plane for measurement below 1GHz; 1.5 m above the ground plane for measurement above 1GHz. The antenna to EUT distance is 3 meters. The EUT is configured in accordance with ANSI C63.10. The EUT is set to transmit in a continuous mode.

For measurements below 1 GHz the resolution bandwidth is set to 100 kHz for peak detection measurements or 120 kHz for quasi-peak detection measurements. Peak detection is used unless otherwise noted as quasi-peak.

For pre-scans above 1GHz the resolution bandwidth is set to 1 MHz; the video bandwidth is set to 30 KHz for peak measurements.

For final measurements above 1 GHz the resolution bandwidth is set to 1 MHz; the video bandwidth is set to 3 MHz for peak measurements and as applicable for average measurements.

For measurements above 1 GHz the resolution bandwidth is set to 1 MHz; the video bandwidth is set to 3 MHz for peak measurements and as applicable for average measurements.

The frequency range of interest is monitored at a fixed antenna height and EUT azimuth. The EUT is rotated through 360 degrees to maximize emissions received. The antenna is scanned from 1 to 4 meters above the ground plane to further maximize the emission. Measurements are made with the antenna polarized in both the vertical and the horizontal positions.

This report shall not be reproduced except in full, without the written approval of UL Verification Services Inc.

9.1.1. 802.11n HT20 UAT 2 1Tx MODE IN THE 5.2 GHz BAND

RESTRICTED BANDEDGE, UAT 2 (LOW CHANNEL)

LOW CHANNEL HORIZONTAL PLOT

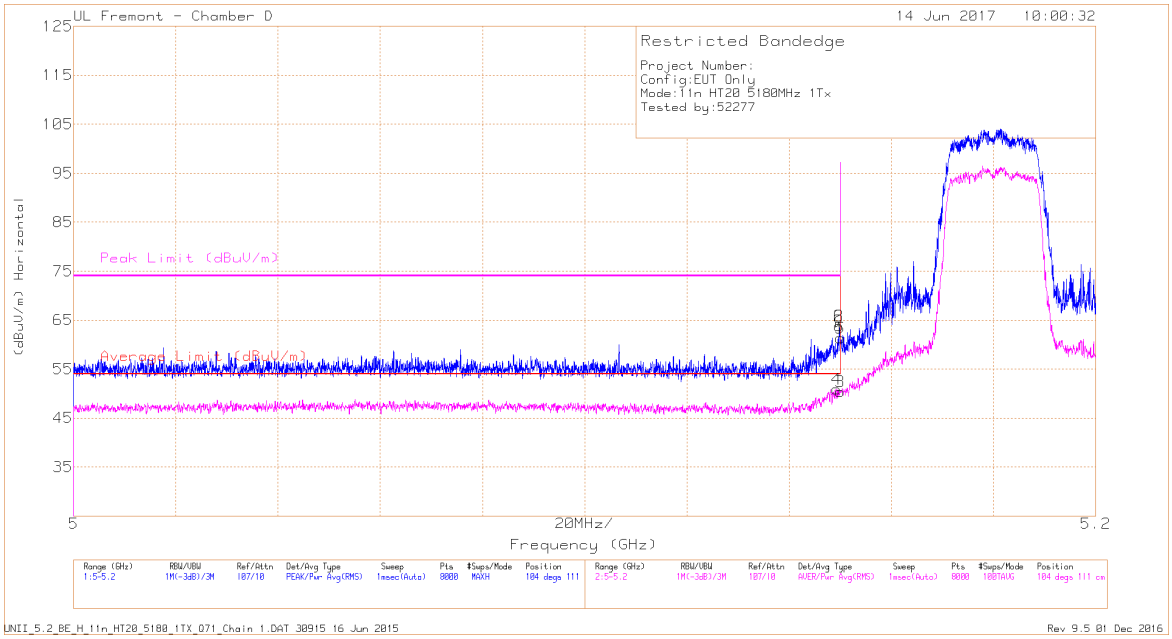

Marker	Frequency (GHz)	Meter Reading (dBuV)	Det	AF T120 (dB/m)	Amp/Cbl/Fltr/Pad (dB)	Corrected Reading (dBuV/m)	Average Limit (dBuV/m)	Margin (dB)	Peak Limit (dBuV/m)	PK Margin (dB)	Azimuth (Degs)	Height (cm)	Polarity
1	* 5.15	45.37	Pk	34.4	-18.4	61.37	-	-	74	-12.63	104	111	H
2	* 5.15	47.88	Pk	34.4	-18.4	63.88	-	-	74	-10.12	104	111	H
3	* 5.15	34.43	RMS	34.4	-18.4	50.43	54	-3.57	-	-	104	111	H
4	* 5.149	34.88	RMS	34.4	-18.4	50.88	54	-3.12	-	-	104	111	H

* - indicates frequency in CFR47 Pt 15 / IC RSS-Restricted Band
Pk - Peak detector
RMS - RMS detection
*.TST 30915 29 Dec 2015
Rev 9.5 01 Dec 2016

This report shall not be reproduced except in full, without the written approval of UL Verification Services Inc.

RESTRICTED BANDEDGE, UAT 2 (LOW CHANNEL)

LOW CHANNEL VERTICAL PLOT

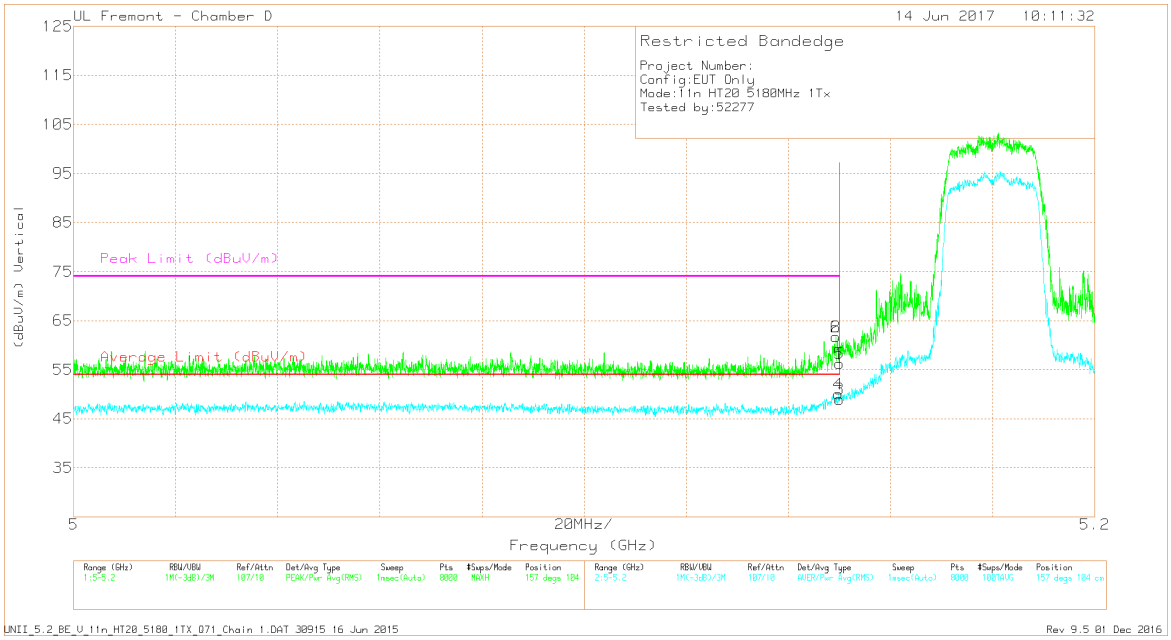

Marker	Frequency (GHz)	Meter Reading (dBuV)	Det	AF T120 (dB/m)	Amp/Cbl/Fltr/Pad (dB)	Corrected Reading (dBuV/m)	Average Limit (dBuV/m)	Margin (dB)	Peak Limit (dBuV/m)	PK Margin (dB)	Azimuth (Degs)	Height (cm)	Polarity
2	* 5.149	45.74	Pk	34.4	-18.4	61.74	-	-	74	-12.26	157	104	V
1	* 5.15	40.24	Pk	34.4	-18.4	56.24	-	-	74	-17.76	157	104	V
3	* 5.15	32.99	RMS	34.4	-18.4	48.99	54	-5.01	-	-	157	104	V
4	* 5.15	34.05	RMS	34.4	-18.4	50.05	54	-3.95	-	-	157	104	V

* - indicates frequency in CFR47 Pt 15 / IC RSS-Restricted Band
Pk - Peak detector
RMS - RMS detection
BandEdge 5-5.150GHz UNII - V.TST 30915 29 Dec 2015
Rev 9.5 01 Dec 2016

This report shall not be reproduced except in full, without the written approval of UL Verification Services Inc.

9.1.2. 802.11n HT20 LAT 3 1Tx MODE IN THE 5.2 GHz BAND

RESTRICTED BANDEDGE, LAT 3 (LOW CHANNEL)

LOW CHANNEL HORIZONTAL PLOT

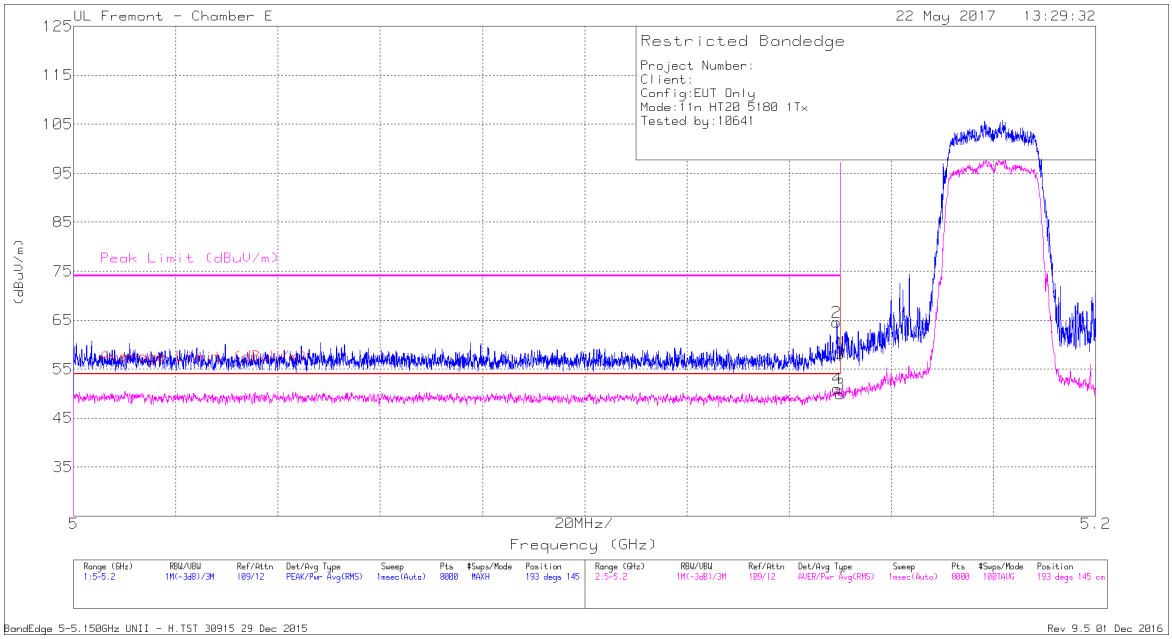

Marker	Frequency (GHz)	Meter Reading (dBuV)	Det	AF T136 (dB/m)	Amp/Cbl/Fltr/Pad (dB)	Corrected Reading (dBuV/m)	Average Limit (dBuV/m)	Margin (dB)	Peak Limit (dBuV/m)	PK Margin (dB)	Azimuth (Degs)	Height (cm)	Polarity
1	* 5.15	41.68	Pk	35.3	-18.8	58.18	-	-	74	-15.82	193	145	H
2	* 5.149	48.11	Pk	35.3	-18.8	64.61	-	-	74	-9.39	193	145	H
3	* 5.15	33.42	RMS	35.3	-18.8	49.92	54	-4.08	-	-	193	145	H
4	* 5.149	34.51	RMS	35.3	-18.8	51.01	54	-2.99	-	-	193	145	H

* - indicates frequency in CFR47 Pt 15 / IC RSS-Restricted Band
Pk - Peak detector
RMS - RMS detection
BandEdge 5-5.150GHz UNII - H.TST 30915 29 Dec 2015
Rev 9.5 01 Dec 2016

UL VERIFICATION SERVICES INC. FORM NO: CCSUP4701J
47173 BENICIA STREET, FREMONT, CA 94538, USA TEL: (510) 771-1000 FAX: (510) 661-0888
This report shall not be reproduced except in full, without the written approval of UL Verification Services Inc.

RESTRICTED BANDEDGE, LAT 3 (LOW CHANNEL)

LOW CHANNEL VERTICAL PLOT

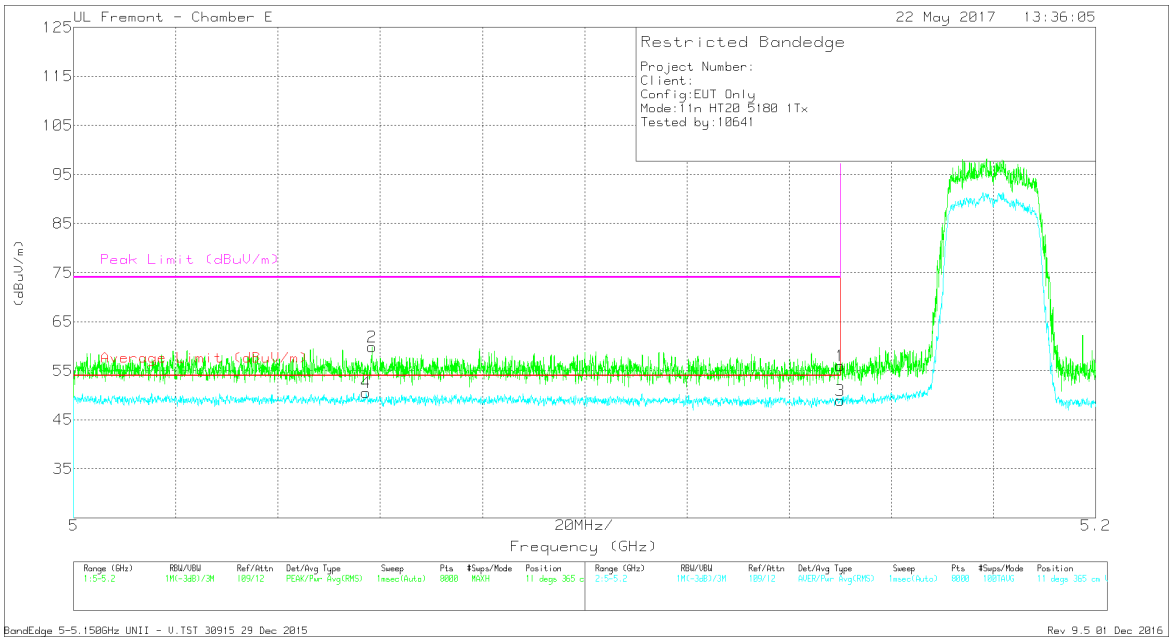

Marker	Frequency (GHz)	Meter Reading (dBuV)	Det	AF T136 (dB/m)	Amp/Cbl/Fltr/Pad (dB)	Corrected Reading (dBuV/m)	Average Limit (dBuV/m)	Margin (dB)	Peak Limit (dBuV/m)	PK Margin (dB)	Azimuth (Degs)	Height (cm)	Polarity
1	* 5.15	39.47	Pk	35.3	-18.8	55.97	-	-	74	-18.03	11	365	V
2	* 5.058	43.36	Pk	35.1	-18.6	59.86	-	-	74	-14.14	11	365	V
3	* 5.15	32.38	RMS	35.3	-18.8	48.88	54	-5.12	-	-	11	365	V
4	* 5.057	33.97	RMS	35.1	-18.5	50.57	54	-3.43	-	-	11	365	V

* - indicates frequency in CFR47 Pt 15 / IC RSS-Restricted Band
Pk - Peak detector
RMS - RMS detection
BandEdge 5-5.150GHz UNII - V.TST 30915 29 Dec 2015
Rev 9.5 01 Dec 2016

UL VERIFICATION SERVICES INC. FORM NO: CCSUP4701J
47173 BENICIA STREET, FREMONT, CA 94538, USA TEL: (510) 771-1000 FAX: (510) 661-0888
This report shall not be reproduced except in full, without the written approval of UL Verification Services Inc.

9.1.3. 11n HT20 2TX CDD MIMO MODE IN THE 5.2GHz BAND

RESTRICTED BANDEDGE (LOW CHANNEL)

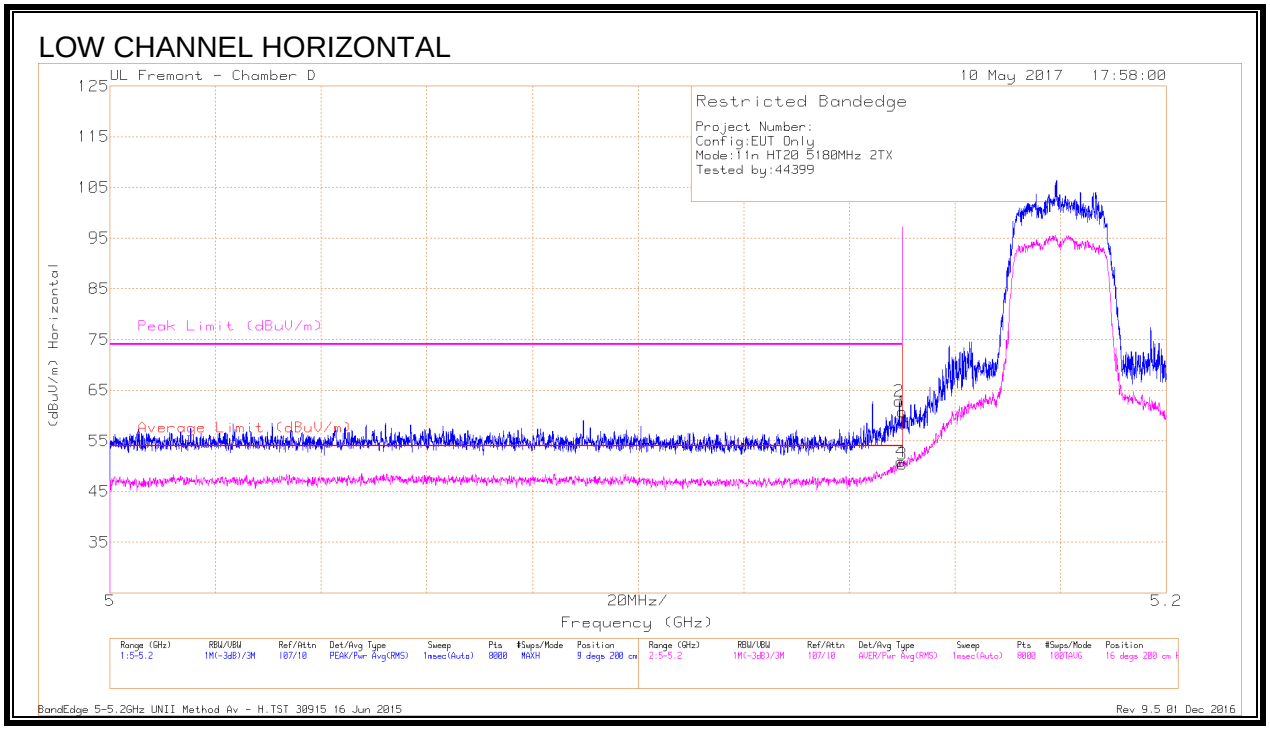

Marker	Frequency (GHz)	Meter Reading (dBuV)	Det	AF T120 (dB/m)	Amp/Cbl /Fltr/Pad (dB)	Corrected Reading (dBuV/m)	Average Limit (dBuV/m)	Margin (dB)	Peak Limit (dBuV/m)	PK Margin (dB)	Azimuth (Degs)	Height (cm)	Polarity
1	* 5.15	44.75	Pk	34.4	-18.4	60.75	-	-	74	-13.25	9	200	H
2	* 5.149	46.86	Pk	34.4	-18.4	62.86	-	-	74	-11.14	9	200	H
3	* 5.15	34.47	RMS	34.4	-18.4	50.47	54	-3.53	-	-	16	200	H
4	* 5.15	34.96	RMS	34.4	-18.4	50.96	54	-3.04	-	-	16	200	H

* - indicates frequency in CFR47 Pt 15 / IC RSS-Restricted Band
Pk - Peak detector
RMS - RMS detection
BandEdge 5-5.2GHz UNII Method Av - H.TST 30915 16 Jun 2015
Rev 9.5 01 Dec 2016

This report shall not be reproduced except in full, without the written approval of UL Verification Services Inc.

LOW CHANNEL VERTICAL

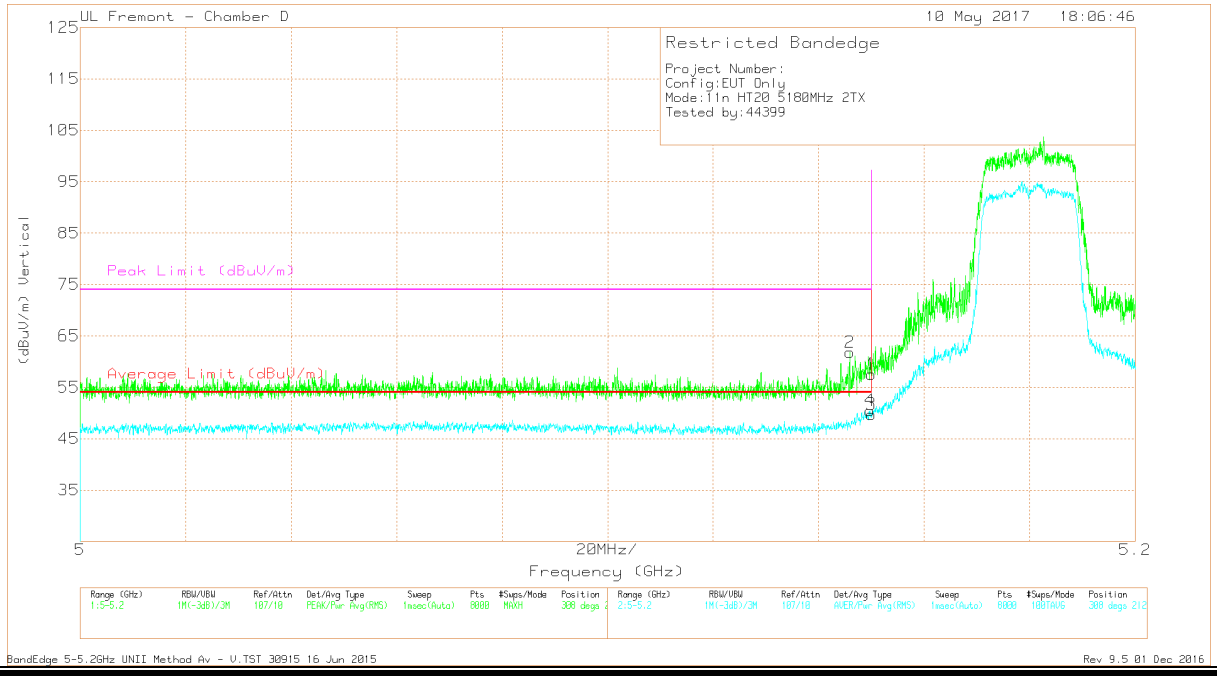

Marker	Frequency (GHz)	Meter Reading (dBuV)	Det	AF T120 (dB/m)	Amp/Cbl /Fltr/Pad (dB)	Corrected Reading (dBuV/m)	Average Limit (dBuV/m)	Margin (dB)	Peak Limit (dBuV/m)	PK Margin (dB)	Azimuth (Degs)	Height (cm)	Polarity
1	* 5.15	41.55	Pk	34.4	-18.4	57.55	-	-	74	-16.45	308	212	V
2	* 5.146	45.81	Pk	34.4	-18.4	61.81	-	-	74	-12.19	308	212	V
3	* 5.15	33.75	RMS	34.4	-18.4	49.75	54	-4.25	-	-	308	212	V
4	* 5.15	34.5	RMS	34.4	-18.4	50.5	54	-3.5	-	-	308	212	V

* - indicates frequency in CFR47 Pt 15 / IC RSS-Restricted Band
Pk - Peak detector
RMS - RMS detection
BandEdge 5-5.2GHz UNII Method Av - V.TST 30915 16 Jun 2015
Rev 9.5 01 Dec 2016
tical Data Goes Here

UL VERIFICATION SERVICES INC. FORM NO: CCSUP4701J
47173 BENICIA STREET, FREMONT, CA 94538, USA TEL: (510) 771-1000 FAX: (510) 661-0888
This report shall not be reproduced except in full, without the written approval of UL Verification Services Inc.

HARMONICS AND SPURIOUS EMISSIONS

LOW CHANNEL HORIZONTAL

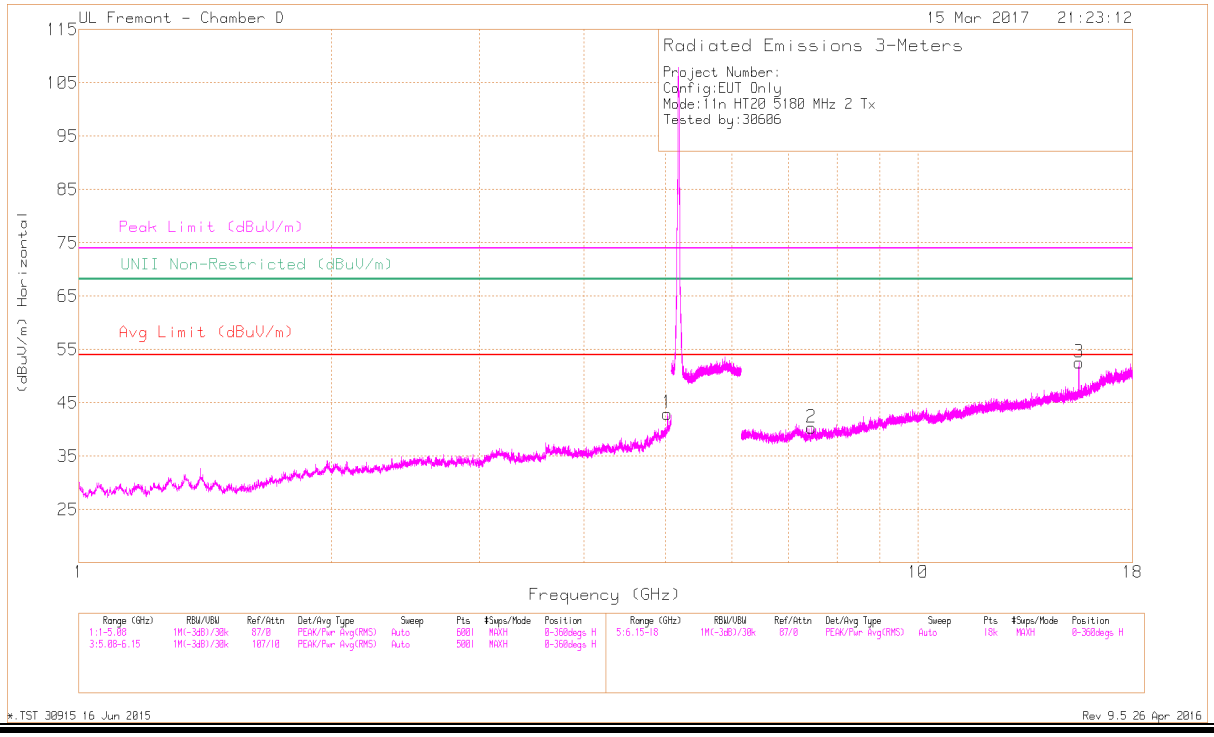

LOW CHANNEL VERTICAL

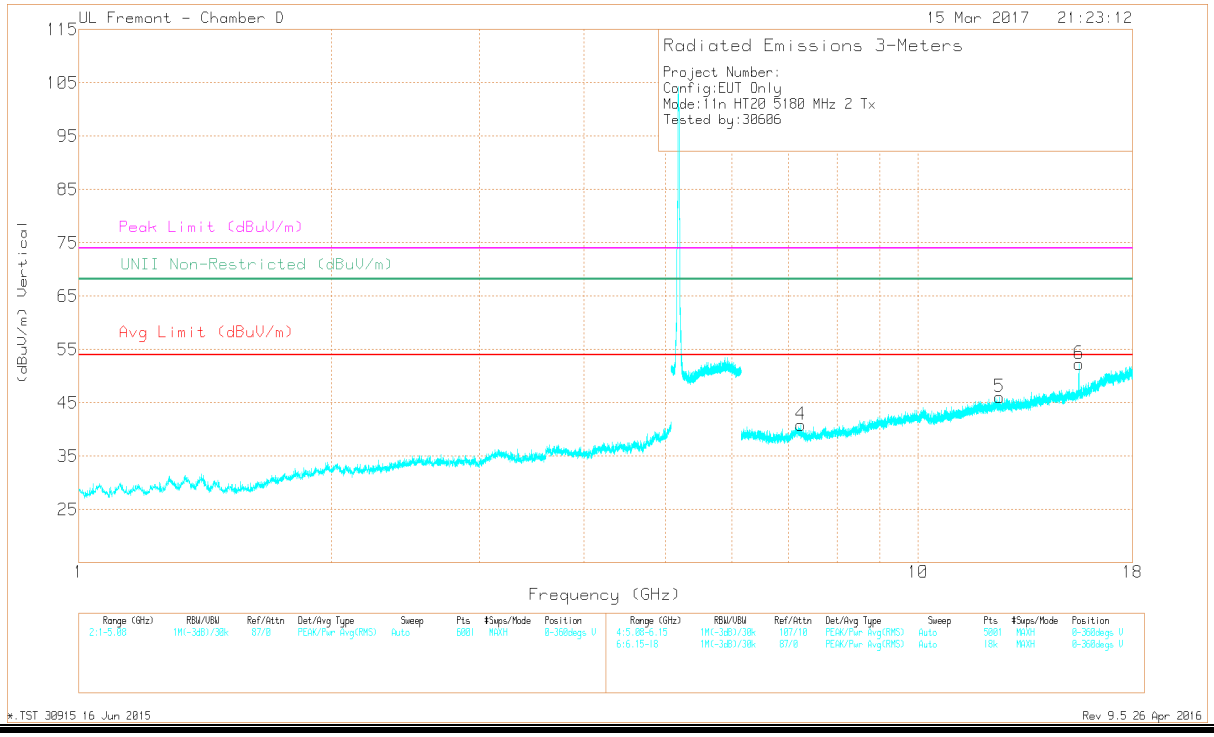

This report shall not be reproduced except in full, without the written approval of UL Verification Services Inc.

DATA

Marker	Frequency (GHz)	Meter Reading (dBuV)	Det	AF T862 (dB/m)	Amp/Cbl/Fltr/Pad (dB)	Corrected Reading (dBuV/m)	Avg Limit (dBuV/m)	Margin (dB)	Peak Limit (dBuV/m)	PK Margin (dB)	UNII Non-Restricted (dBuV/m)	PK Margin (dB)	Azimuth (Degs)	Height (cm)	Polarity
1	* 5.029	37.38	PK-U	34.3	-25.8	45.88	-	-	74	-28.12	-	-	143	100	H
	* 5.03	27.1	ADR	34.3	-25.8	35.6	54	-18.4	-	-	-	-	143	100	H
2	* 7.466	35.64	PK-U	35.7	-24.7	46.64	-	-	74	-27.36	-	-	50	100	H
	* 7.466	24.73	ADR	35.7	-24.7	35.73	54	-18.27	-	-	-	-	50	100	H
3	* 15.551	40.76	PK-U	40.1	-20.6	60.26	-	-	74	-13.74	-	-	228	201	H
	* 15.537	29.88	ADR	40	-20.7	49.18	54	-4.82	-	-	-	-	228	201	H
5	* 12.499	33.8	PK-U	39.1	-21.4	51.5	-	-	74	-22.5	-	-	278	102	V
	* 12.499	23.36	ADR	39.1	-21.4	41.06	54	-12.94	-	-	-	-	278	102	V
6	* 15.546	36.32	PK-U	40.1	-20.6	55.82	-	-	74	-18.18	-	-	273	110	V
	* 15.535	26.26	ADR	40	-20.7	45.56	54	-8.44	-	-	-	-	273	110	V
4	7.243	24.69	ADR	35.7	-24.5	35.89	-	-	-	-	-	-	280	200	V

* - indicates frequency in CFR47 Pt 15 / IC RSS-Restricted Band
PK-U - U-NII: Maximum Peak
ADR - U-NII AD primary method, RMS average
*.TST 30915 16 Jun 2015
Rev 9.5 26 Apr 2016

UL VERIFICATION SERVICES INC. FORM NO: CCSUP4701J
47173 BENICIA STREET, FREMONT, CA 94538, USA TEL: (510) 771-1000 FAX: (510) 661-0888
This report shall not be reproduced except in full, without the written approval of UL Verification Services Inc.

MID CHANNEL HORIZONTAL

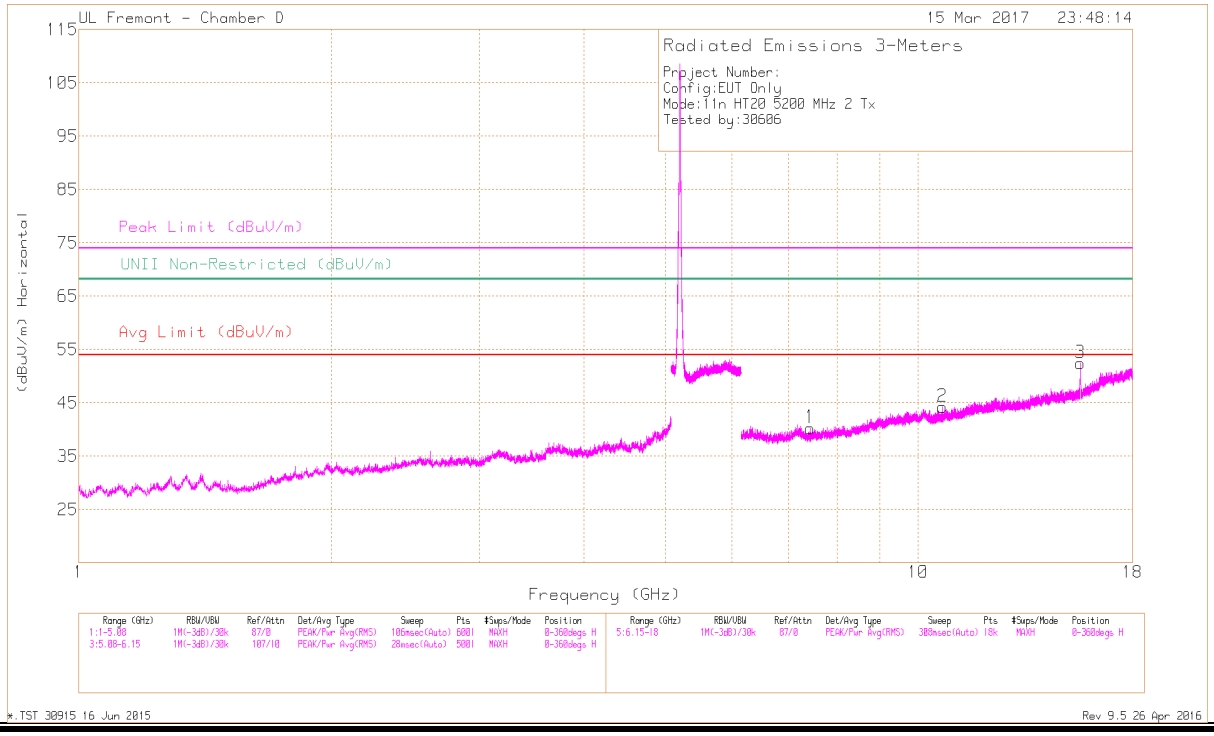

MID CHANNEL VERTICAL

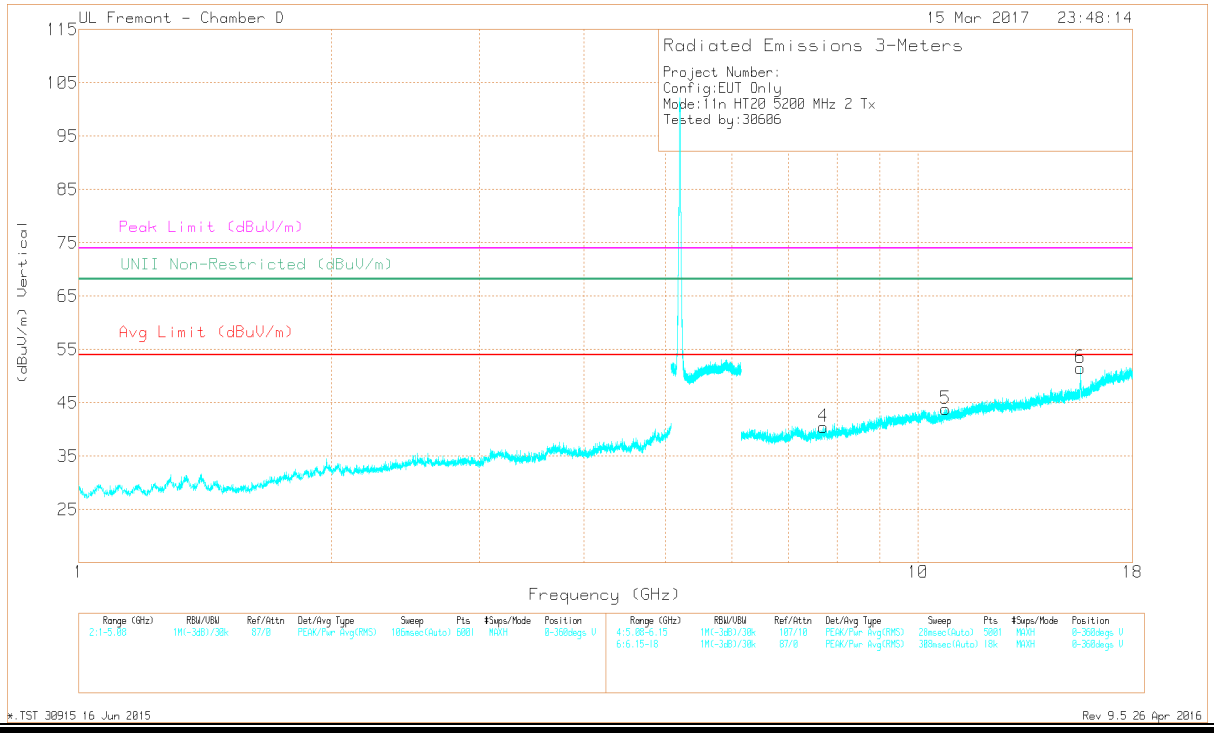

This report shall not be reproduced except in full, without the written approval of UL Verification Services Inc.

DATA

Marker	Frequency (GHz)	Meter Reading (dBuV)	Det	AF T862 (dB/m)	Amp/Cbl/Fltr/Pad (dB)	Corrected Reading (dBuV/m)	Avg Limit (dBuV/m)	Margin (dB)	Peak Limit (dBuV/m)	PK Margin (dB)	UNII Non-Restricted (dBuV/m)	PK Margin (dB)	Azimuth (Degs)	Height (cm)	Polarity
6	* 15.594	38.92	PK-U	40.1	-20.6	58.42	-	-	74	-15.58	-	-	210	101	H
	* 15.597	29.02	ADR	40.1	-20.7	48.42	54	-5.58	-	-	-	-	210	101	H
1	* 7.439	34.65	PK-U	35.6	-24.9	45.35	-	-	74	-28.65	-	-	327	200	H
	* 7.436	24.36	ADR	35.6	-24.9	35.06	54	-18.94	-	-	-	-	327	200	H
2	* 10.69	34.23	PK-U	37.1	-21.7	49.63	-	-	74	-24.37	-	-	209	102	H
	* 10.691	23.43	ADR	37.1	-21.7	38.83	54	-15.17	-	-	-	-	209	102	H
6	* 15.607	37.58	PK-U	40.1	-20.3	57.38	-	-	74	-16.62	-	-	270	111	V
	* 15.602	27.13	ADR	40.1	-20.5	46.73	54	-7.27	-	-	-	-	270	111	V
4	* 7.703	35.7	PK-U	35.8	-24.5	47	-	-	74	-27	-	-	286	200	V
	* 7.704	24.78	ADR	35.8	-24.5	36.08	54	-17.92	-	-	-	-	286	200	V
5	* 10.783	33.21	PK-U	37.3	-20.6	49.91	-	-	74	-24.09	-	-	79	305	V
	* 10.781	22.63	ADR	37.3	-20.6	39.33	54	-14.67	-	-	-	-	79	305	V

* - indicates frequency in CFR47 Pt 15 / IC RSS-Restricted Band
PK-U - U-NII: Maximum Peak
ADR - U-NII AD primary method, RMS average
*.TST 30915 16 Jun 2015
Rev 9.5 26 Apr 2016

UL VERIFICATION SERVICES INC. FORM NO: CCSUP4701J
47173 BENICIA STREET, FREMONT, CA 94538, USA TEL: (510) 771-1000 FAX: (510) 661-0888
This report shall not be reproduced except in full, without the written approval of UL Verification Services Inc.

HIGH CHANNEL HORIZONTAL

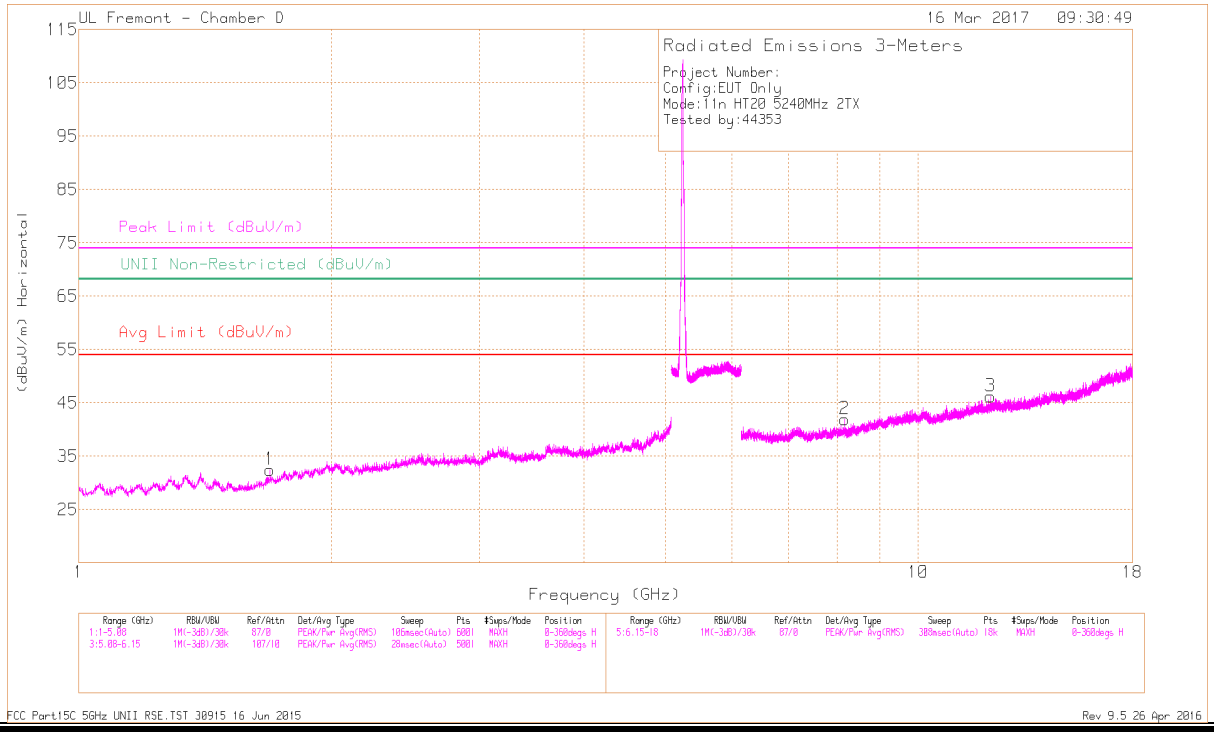

HIGH CHANNEL VERTICAL

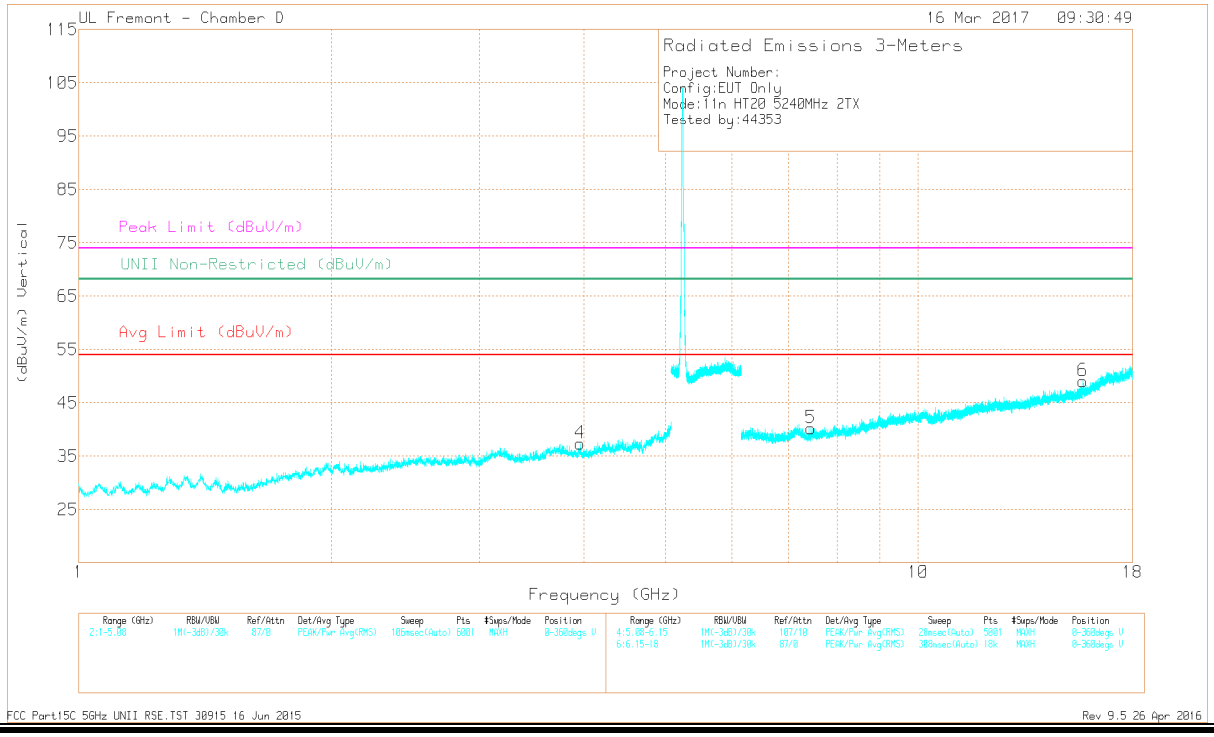

This report shall not be reproduced except in full, without the written approval of UL Verification Services Inc.

DATA

Marker	Frequency (GHz)	Meter Reading (dBuV)	Det	AF T862 (dB/m)	Amp/Cbl/Fltr/Pad (dB)	Corrected Reading (dBuV/m)	Avg Limit (dBuV/m)	Margin (dB)	Peak Limit (dBuV/m)	PK Margin (dB)	UNII Non-Restricted (dBuV/m)	PK Margin (dB)	Azimuth (Degs)	Height (cm)	Polarity
1	* 1.687	40.16	PK-U	29.1	-31.1	38.16	-	-	74	-35.84	-	-	322	291	H
	* 1.687	29.89	ADR	29.1	-31	27.99	54	-26.01	-	-	-	-	322	291	H
4	* 3.96	38.14	PK-U	33.3	-28	43.44	-	-	74	-30.56	-	-	194	135	V
	* 3.958	27.79	ADR	33.3	-28	33.09	54	-20.91	-	-	-	-	194	135	V
2	* 8.173	35.13	PK-U	35.9	-24.2	46.83	-	-	74	-27.17	-	-	225	168	H
	* 8.173	24.97	ADR	35.9	-24.2	36.67	54	-17.33	-	-	-	-	225	168	H
3	* 12.19	34.65	PK-U	39	-21.8	51.85	-	-	74	-22.15	-	-	286	201	H
	* 12.192	24.03	ADR	39	-21.9	41.13	54	-12.87	-	-	-	-	286	201	H
5	* 7.445	35.25	PK-U	35.6	-24.8	46.05	-	-	74	-27.95	-	-	320	118	V
	* 7.445	25	ADR	35.6	-24.8	35.8	54	-18.2	-	-	-	-	320	118	V
6	* 15.72	35.09	PK-U	40.2	-20.5	54.79	-	-	74	-19.21	-	-	124	305	V
	* 15.719	24.4	ADR	40.2	-20.5	44.1	54	-9.9	-	-	-	-	124	305	V

* - indicates frequency in CFR47 Pt 15 / IC RSS-Restricted Band
PK-U - U-NII: Maximum Peak
ADR - U-NII AD primary method, RMS average
FCC Part15C 5GHz UNII RSE.TST 30915 16 Jun 2015
Rev 9.5 26 Apr 2016

UL VERIFICATION SERVICES INC. FORM NO: CCSUP4701J
47173 BENICIA STREET, FREMONT, CA 94538, USA TEL: (510) 771-1000 FAX: (510) 661-0888
This report shall not be reproduced except in full, without the written approval of UL Verification Services Inc.

9.1.4. 802.11n HT40 UAT 2 1Tx MODE IN THE 5.2 GHz BAND

RESTRICTED BANDEDGE, UAT 2 (LOW CHANNEL)

LOW CHANNEL HORIZONTAL PLOT

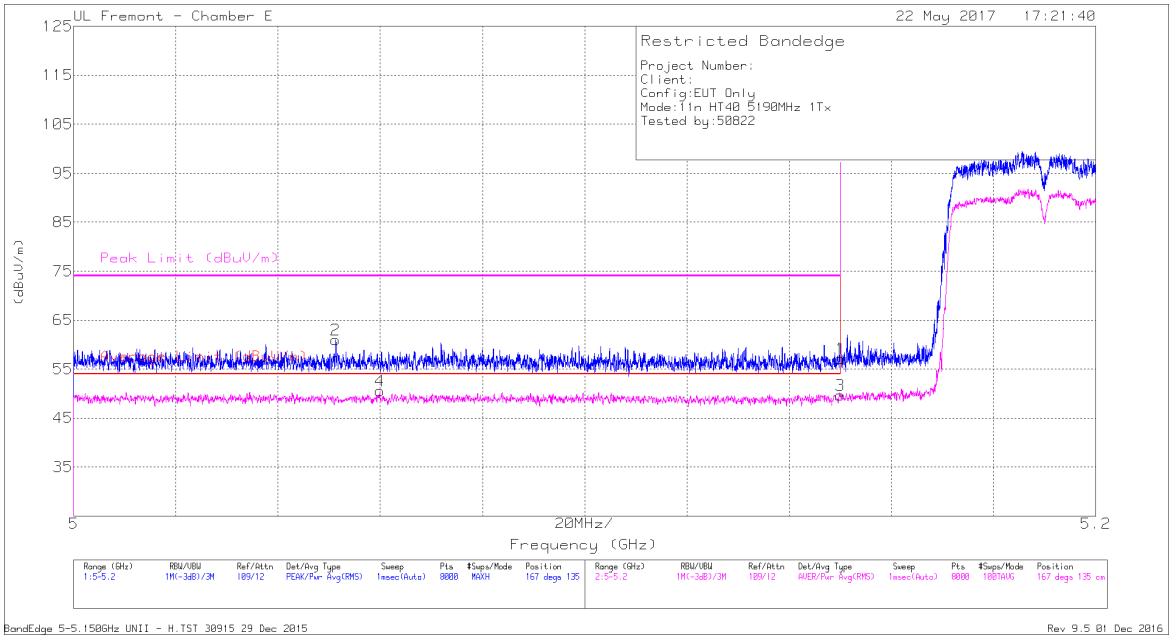

Marker	Frequency (GHz)	Meter Reading (dBuV)	Det	AF T136 (dB/m)	Amp/Cbl/Fltr/Pad (dB)	DC Corr (dB)	Corrected Reading (dBuV/m)	Average Limit (dBuV/m)	Margin (dB)	Peak Limit (dBuV/m)	PK Margin (dB)	Azimuth (Degs)	Height (cm)	Polarity
1	* 5.15	40.58	Pk	35.3	-18.8	0	57.08	-	-	74	-16.92	167	135	H
2	* 5.051	44.43	Pk	35.1	-18.6	0	60.93	-	-	74	-13.07	167	135	H
3	* 5.15	33.14	RMS	35.3	-18.8	.1	49.74	54	-4.26	-	-	167	135	H
4	* 5.06	34.03	RMS	35.1	-18.6	.1	50.63	54	-3.37	-	-	167	135	H

* - indicates frequency in CFR47 Pt 15 / IC RSS-Restricted Band
Pk - Peak detector
RMS - RMS detection
BandEdge 5-5.150GHz UNII - H.TST 30915 29 Dec 2015
Rev 9.5 01 Dec 2016

This report shall not be reproduced except in full, without the written approval of UL Verification Services Inc.

LOW CHANNEL VERTICAL PLOT

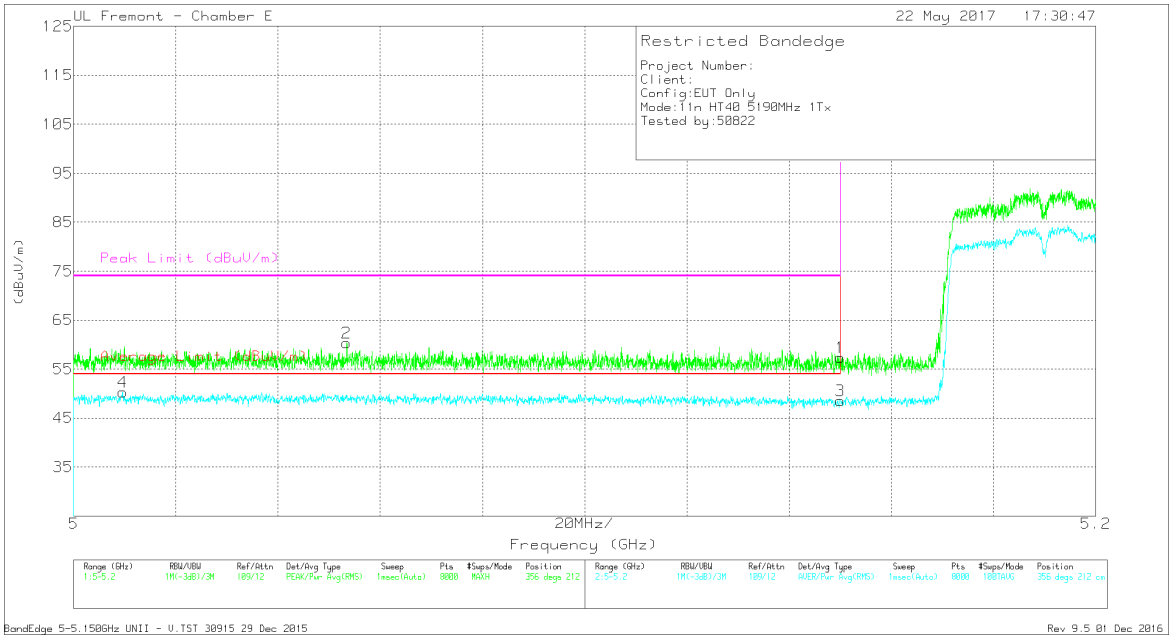

Marker	Frequency (GHz)	Meter Reading (dBuV)	Det	AF T136 (dB/m)	Amp/Cbl/Fltr/Pad (dB)	DC Corr (dB)	Corrected Reading (dBuV/m)	Average Limit (dBuV/m)	Margin (dB)	Peak Limit (dBuV/m)	PK Margin (dB)	Azimuth (Degs)	Height (cm)	Polarity
1	* 5.15	40.86	Pk	35.3	-18.8	0	57.36	-	-	74	-16.64	356	212	V
2	* 5.053	43.78	Pk	35.1	-18.5	0	60.38	-	-	74	-13.62	356	212	V
3	* 5.15	32.09	RMS	35.3	-18.8	.1	48.69	54	-5.31	-	-	356	212	V
4	* 5.01	33.65	RMS	34.9	-18.3	.1	50.35	54	-3.65	-	-	356	212	V

* - indicates frequency in CFR47 Pt 15 / IC RSS-Restricted Band
Pk - Peak detector
RMS - RMS detection
BandEdge 5-5.150GHz UNII - V.TST 30915 29 Dec 2015
Rev 9.5 01 Dec 2016

UL VERIFICATION SERVICES INC. FORM NO: CCSUP4701J
47173 BENICIA STREET, FREMONT, CA 94538, USA TEL: (510) 771-1000 FAX: (510) 661-0888
This report shall not be reproduced except in full, without the written approval of UL Verification Services Inc.

9.1.5. 802.11n HT40 LAT 3 1Tx MODE IN THE 5.2 GHz BAND

RESTRICTED BANDEDGE, LAT 3 (LOW CHANNEL)

LOW CHANNEL HORIZONTAL PLOT

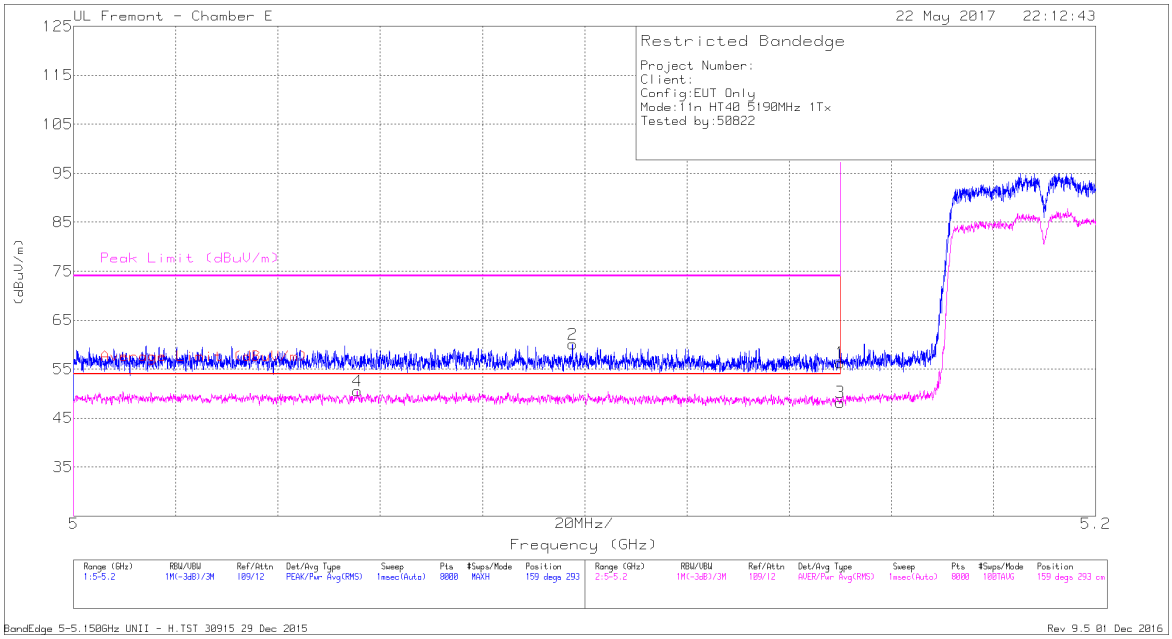

Marker	Frequency (GHz)	Meter Reading (dBuV)	Det	AF T136 (dB/m)	Amp/Cbl/Fltr/Pad (dB)	DC Corr (dB)	Corrected Reading (dBuV/m)	Average Limit (dBuV/m)	Margin (dB)	Peak Limit (dBuV/m)	PK Margin (dB)	Azimuth (Degs)	Height (cm)	Polarity
1	* 5.15	39.81	Pk	35.3	-18.8	0	56.31	-	-	74	-17.69	159	293	H
2	* 5.098	43.49	Pk	35.2	-18.6	0	60.09	-	-	74	-13.91	159	293	H
3	* 5.15	31.74	RMS	35.3	-18.8	.1	48.34	54	-5.66	-	-	159	293	H
4	* 5.056	33.99	RMS	35.1	-18.5	.1	50.69	54	-3.31	-	-	159	293	H

* - indicates frequency in CFR47 Pt 15 / IC RSS-Restricted Band
Pk - Peak detector
RMS - RMS detection
BandEdge 5-5.150GHz UNII - H.TST 30915 29 Dec 2015
Rev 9.5 01 Dec 2016

This report shall not be reproduced except in full, without the written approval of UL Verification Services Inc.

LOW CHANNEL VERTICAL PLOT

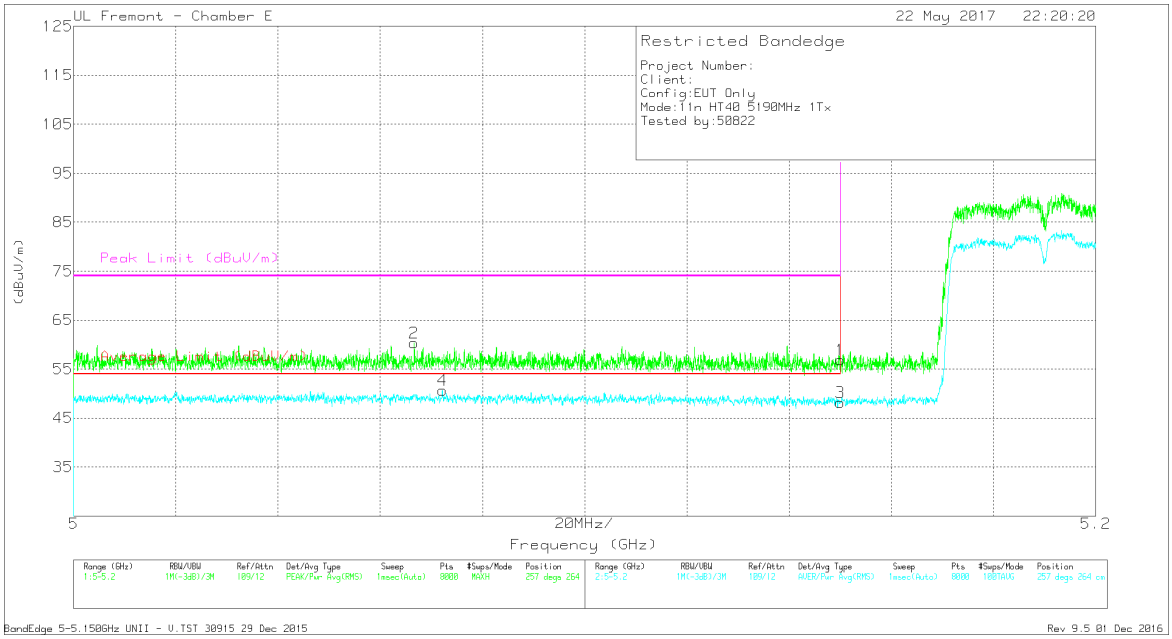

Marker	Frequency (GHz)	Meter Reading (dBuV)	Det	AF T136 (dB/m)	Amp/Cbl/Fltr/Pad (dB)	DC Corr (dB)	Corrected Reading (dBuV/m)	Average Limit (dBuV/m)	Margin (dB)	Peak Limit (dBuV/m)	PK Margin (dB)	Azimuth (Degs)	Height (cm)	Polarity
1	* 5.15	40.36	Pk	35.3	-18.8	0	56.86	-	-	74	-17.14	257	264	V
2	* 5.067	43.88	Pk	35.1	-18.6	0	60.38	-	-	74	-13.62	257	264	V
3	* 5.15	31.65	RMS	35.3	-18.8	.1	48.25	54	-5.75	-	-	257	264	V
4	* 5.072	34.08	RMS	35.1	-18.5	.1	50.78	54	-3.22	-	-	257	264	V

* - indicates frequency in CFR47 Pt 15 / IC RSS-Restricted Band
Pk - Peak detector
RMS - RMS detection
BandEdge 5-5.150GHz UNII - V.TST 30915 29 Dec 2015
Rev 9.5 01 Dec 2016

This report shall not be reproduced except in full, without the written approval of UL Verification Services Inc.

9.1.6. 11n HT40 2TX CDD MIMO MODE IN THE 5.2GHz BAND

RESTRICTED BANDEDGE (LOW CHANNEL)

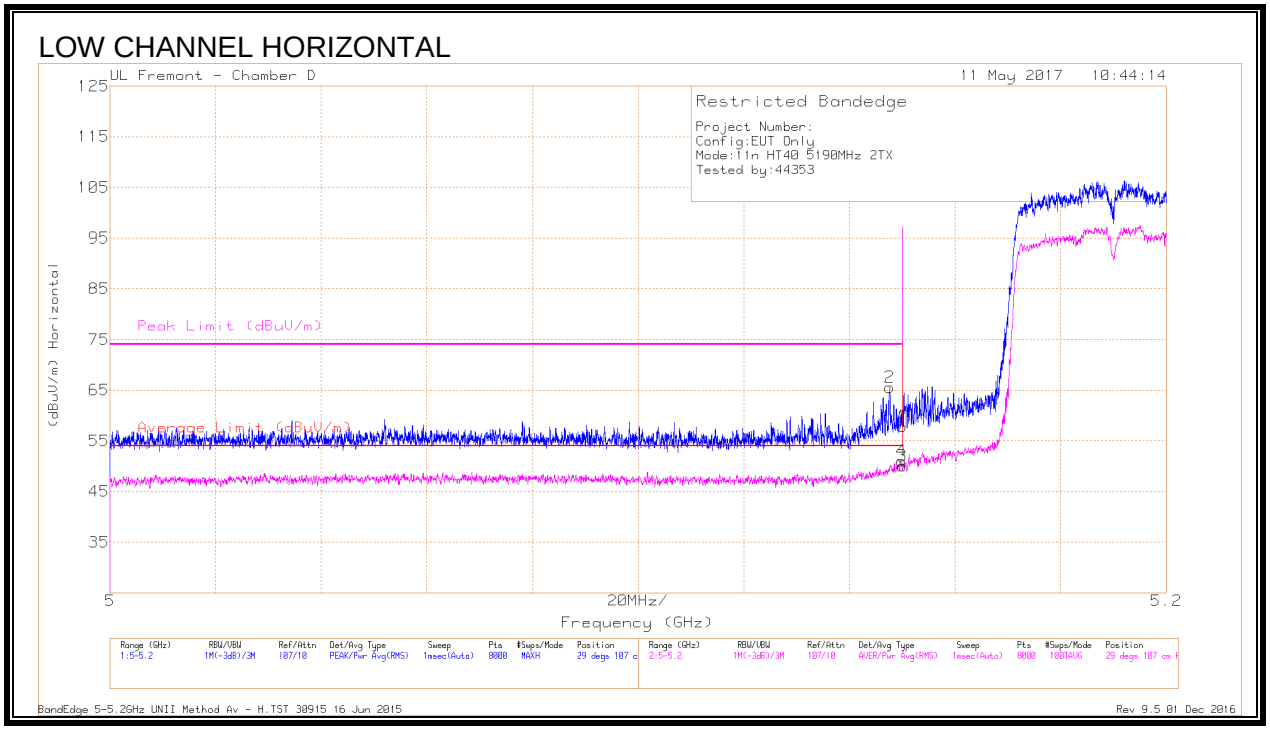

Marker	Frequency (GHz)	Meter Reading (dBuV)	Det	AF T120 (dB/m)	Amp/Cbl/Fltr/Pad (dB)	DC Corr (dB)	Corrected Reading (dBuV/m)	Average Limit (dBuV/m)	Margin (dB)	Peak Limit (dBuV/m)	PK Margin (dB)	Azimuth (Degs)	Height (cm)	Polarity
1	* 5.15	41.92	Pk	34.4	-18.4	0	57.92	-	-	74	-16.08	29	107	H
2	* 5.148	49.51	Pk	34.4	-18.4	0	65.51	-	-	74	-8.49	29	107	H
3	* 5.15	33.94	RMS	34.4	-18.4	.1	50.04	54	-3.96	-	-	29	107	H
4	* 5.15	35	RMS	34.4	-18.4	.1	51.1	54	-2.9	-	-	29	107	H

* - indicates frequency in CFR47 Pt 15 / IC RSS-Restricted Band
Pk - Peak detector
RMS - RMS detection
BandEdge 5-5.2GHz UNII Method Av - H.TST 30915 16 Jun 2015
Rev 9.5 01 Dec 2016

This report shall not be reproduced except in full, without the written approval of UL Verification Services Inc.

LOW CHANNEL VERTICAL

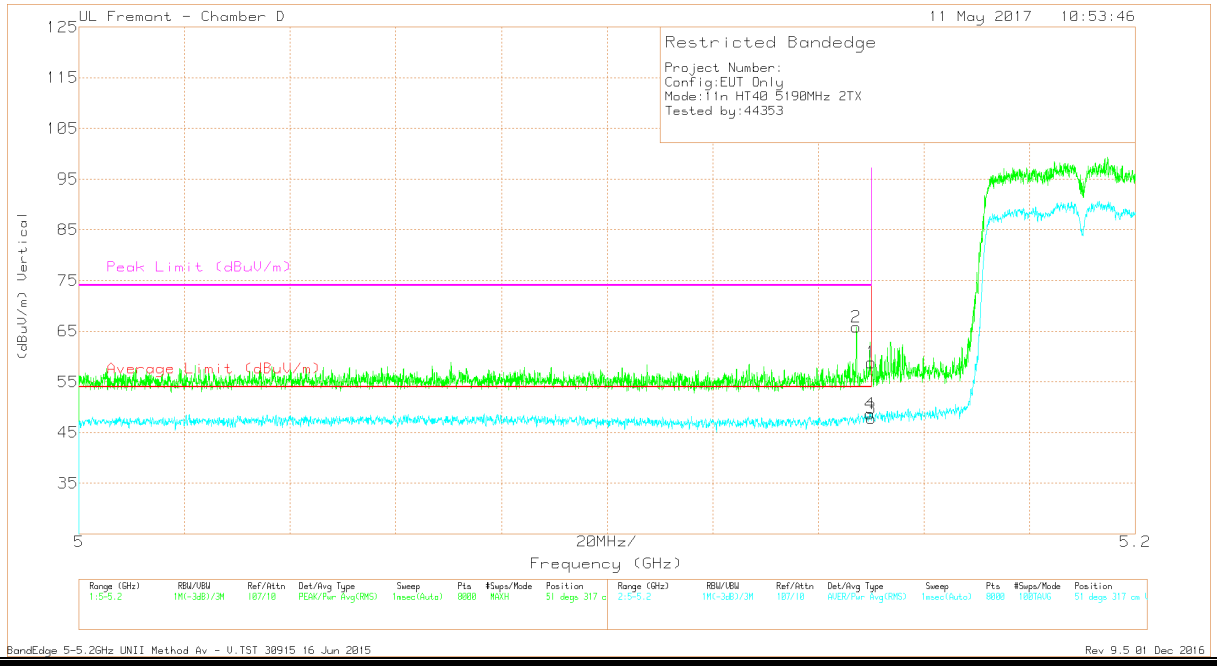

Marker	Frequency (GHz)	Meter Reading (dBuV)	Det	AF T120 (dB/m)	Amp/Cbl/Fltr/Pad (dB)	DC Corr (dB)	Corrected Reading (dBuV/m)	Average Limit (dBuV/m)	Margin (dB)	Peak Limit (dBuV/m)	PK Margin (dB)	Azimuth (Degs)	Height (cm)	Polarity
1	* 5.15	42.8	Pk	34.4	-18.4	0	58.8	-	-	74	-15.2	51	317	V
2	* 5.147	49.81	Pk	34.4	-18.4	0	65.81	-	-	74	-8.19	51	317	V
3	* 5.15	31.76	RMS	34.4	-18.4	.1	47.86	54	-6.14	-	-	51	317	V
4	* 5.15	32.64	RMS	34.4	-18.4	.1	48.74	54	-5.26	-	-	51	317	V

* - indicates frequency in CFR47 Pt 15 / IC RSS-Restricted Band
Pk - Peak detector
RMS - RMS detection
BandEdge 5-5.2GHz UNII Method Av - V.TST 30915 16 Jun 2015
Rev 9.5 01 Dec 2016

This report shall not be reproduced except in full, without the written approval of UL Verification Services Inc.

HARMONICS AND SPURIOUS EMISSIONS

LOW CHANNEL HORIZONTAL

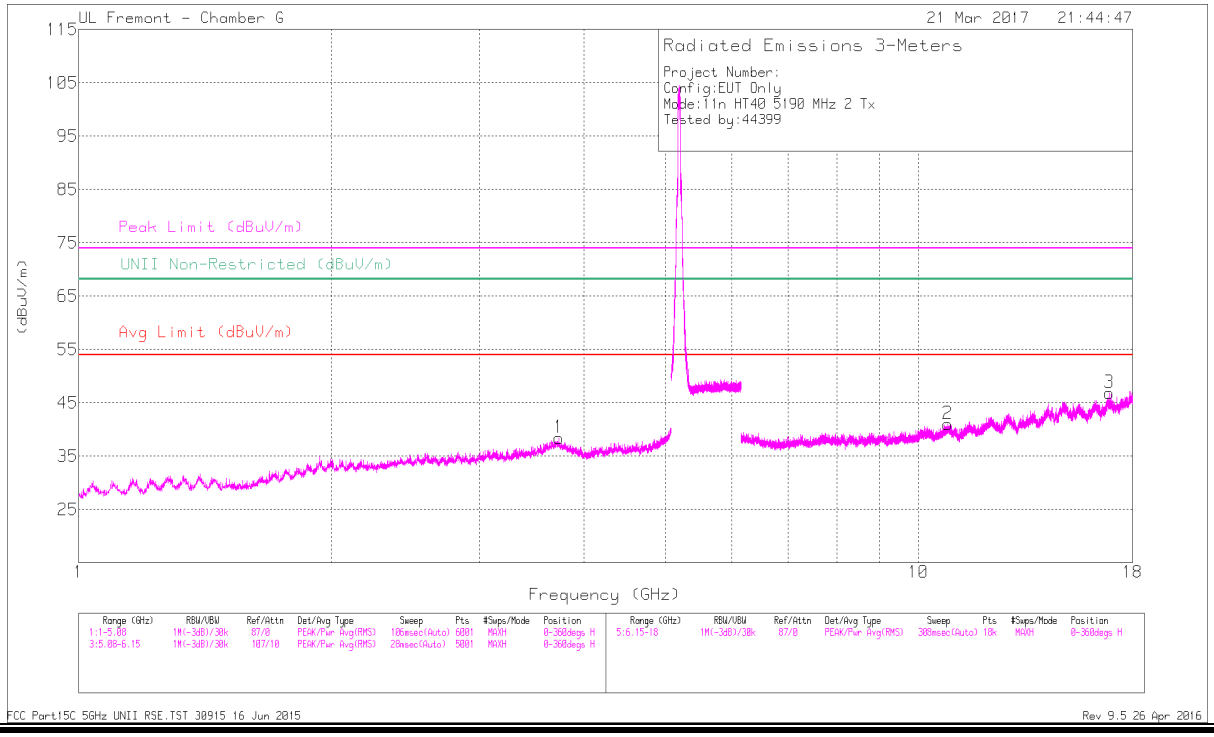

LOW CHANNEL VERTICAL

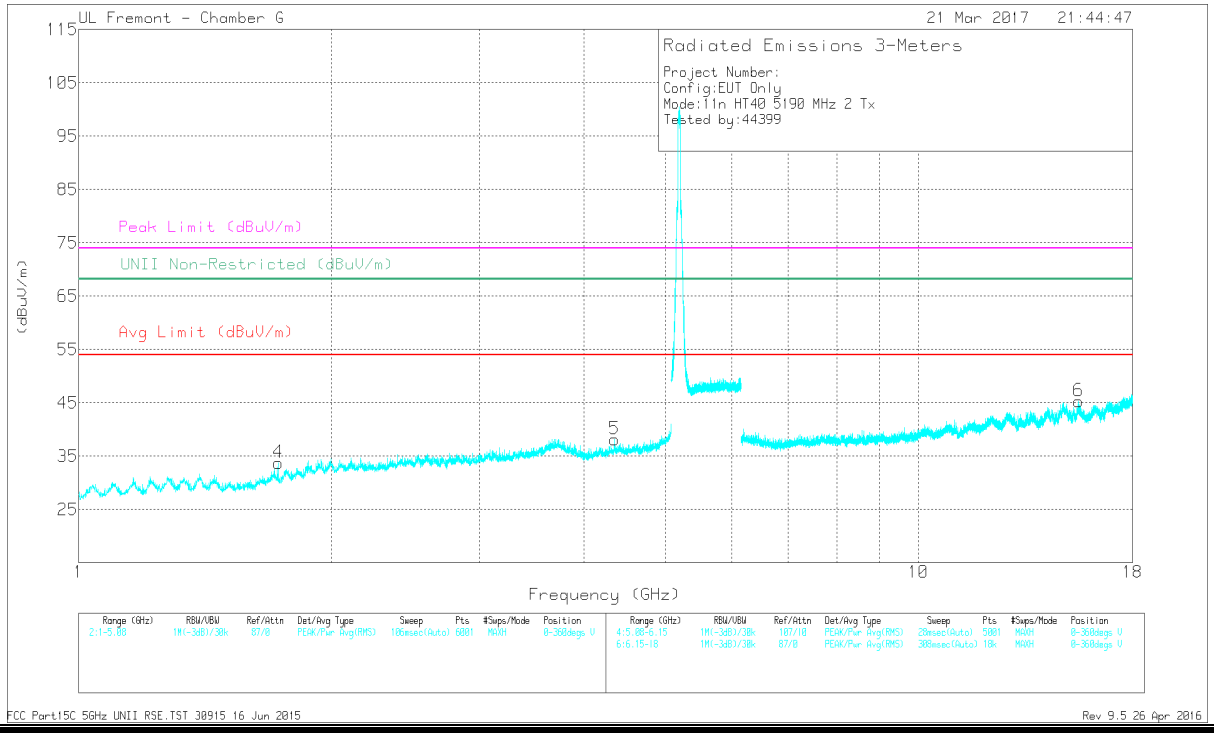

This report shall not be reproduced except in full, without the written approval of UL Verification Services Inc.

DATA

Marker	Frequency (GHz)	Meter Reading (dBuV)	Det	AF T136 (dB/m)	Amp/Cbl/Fltr/Pad (dB)	DC Corr (dB)	Corrected Reading (dBuV/m)	Avg Limit (dBuV/m)	Margin (dB)	Peak Limit (dBuV/m)	PK Margin (dB)	UNII Non-Restricted (dBuV/m)	PK Margin (dB)	Azimuth (Degs)	Height (cm)	Polarity
1	* 3.733	40.63	PK-U	34.2	-32.1	0	42.73	-	-	74	-31.27	-	-	142	386	H
	* 3.731	30.19	ADR	34.2	-32.1	.1	32.39	54	-21.61	-	-	-	-	142	386	H
5	* 4.35	39.82	PK-U	34	-31.4	0	42.42	-	-	74	-31.58	-	-	291	371	V
	* 4.347	29.78	ADR	34	-31.4	.1	32.48	54	-21.52	-	-	-	-	291	371	V
2	* 10.843	35.79	PK-U	37.6	-26	0	47.39	-	-	74	-26.61	-	-	133	214	H
	* 10.843	25.38	ADR	37.6	-26	.1	37.08	54	-16.92	-	-	-	-	133	214	H
6	* 15.516	35.8	PK-U	40.8	-26	0	50.6	-	-	74	-23.4	-	-	149	331	V
	* 15.516	25.73	ADR	40.8	-26	.1	40.63	54	-13.37	-	-	-	-	149	331	V
4	1.728	44.02	PK-U	29.5	-33.5	0	40.02	-	-	-	-	68.2	-28.18	247	150	V
	16.905	33.79	PK-U	42.1	-25.1	0	50.79	-	-	-	-	68.2	-17.41	284	154	H

* - indicates frequency in CFR47 Pt 15 / IC RSS-Restricted Band
PK-U - U-NII: Maximum Peak
ADR - U-NII AD primary method, RMS average
FCC Part15C 5GHz UNII RSE.TST 30915 16 Jun 2015
Rev 9.5 26 Apr 2016

UL VERIFICATION SERVICES INC. FORM NO: CCSUP4701J
47173 BENICIA STREET, FREMONT, CA 94538, USA TEL: (510) 771-1000 FAX: (510) 661-0888
This report shall not be reproduced except in full, without the written approval of UL Verification Services Inc.

HIGH CHANNEL HORIZONTAL

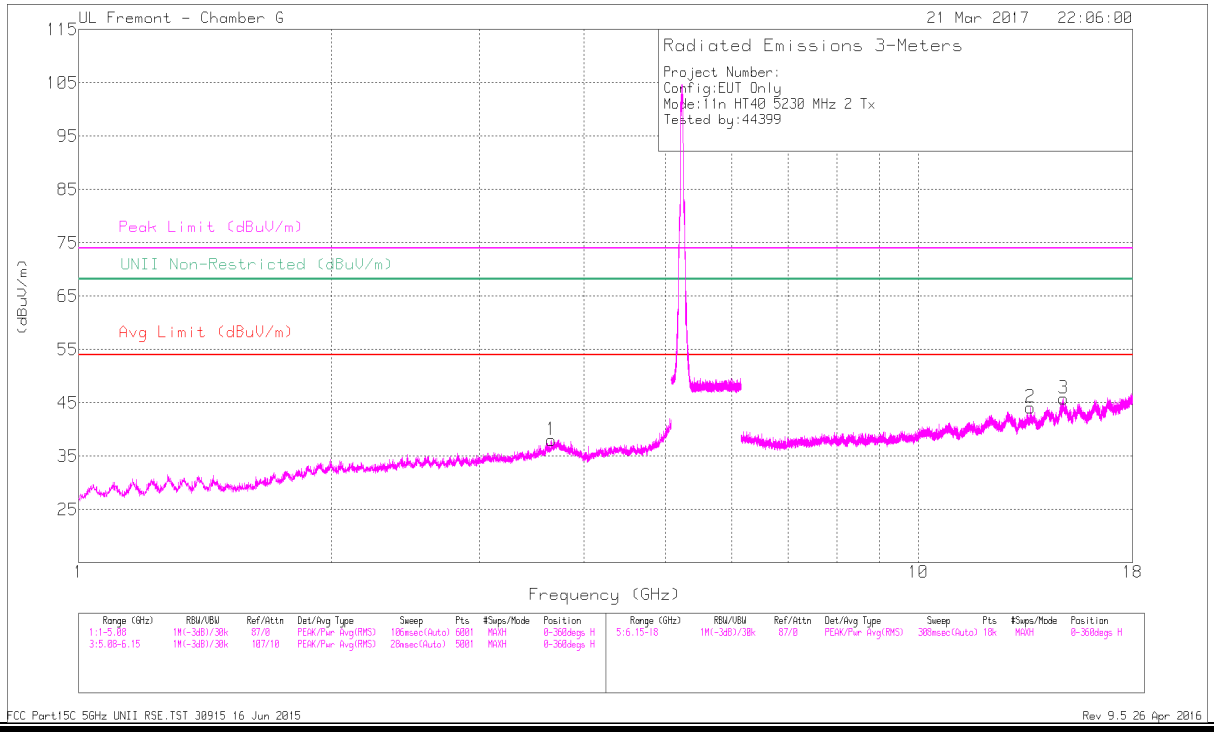

HIGH CHANNEL VERTICAL

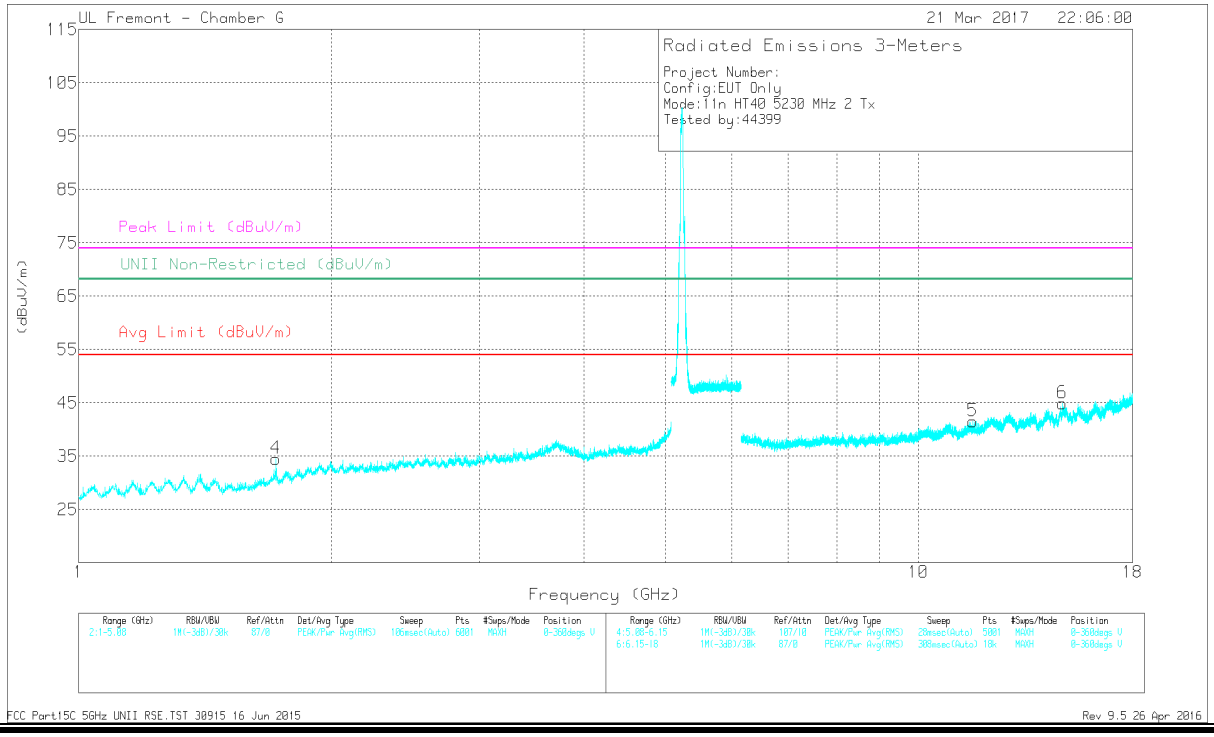

This report shall not be reproduced except in full, without the written approval of UL Verification Services Inc.

DATA

Marker	Frequency (GHz)	Meter Reading (dBuV)	Det	AF T136 (dB/m)	Amp/Cbl/Fltr/Pad (dB)	DC Corr (dB)	Corrected Reading (dBuV/m)	Avg Limit (dBuV/m)	Margin (dB)	Peak Limit (dBuV/m)	PK Margin (dB)	UNII Non-Restricted (dBuV/m)	PK Margin (dB)	Azimuth (Degs)	Height (cm)	Polarity
1	* 3.656	39.85	PK-U	34.1	-32.3	0	41.65	-	-	74	-32.35	-	-	4	350	H
	* 3.653	29.97	ADR	34.1	-32.3	.1	31.87	54	-22.13	-	-	-	-	4	350	H
5	* 11.615	35.1	PK-U	38.4	-26.1	0	47.4	-	-	74	-26.6	-	-	255	173	V
	* 11.614	24.71	ADR	38.4	-26.1	.1	37.11	54	-16.89	-	-	-	-	255	173	V
4	1.717	43.02	PK-U	29.4	-33.5	0	38.92	-	-	-	-	68.2	-29.28	20	214	V
2	13.603	36.72	PK-U	39.2	-26.5	0	49.42	-	-	-	-	68.2	-18.78	316	353	H
6	14.836	36.06	PK-U	40.1	-26	0	50.16	-	-	-	-	68.2	-18.04	356	160	V
3	14.899	37.47	PK-U	40.1	-25.7	0	51.87	-	-	-	-	68.2	-16.33	143	379	H

* - indicates frequency in CFR47 Pt 15 / IC RSS-Restricted Band
PK-U - U-NII: Maximum Peak
ADR - U-NII AD primary method, RMS average
FCC Part15C 5GHz UNII RSE.TST 30915 16 Jun 2015
Rev 9.5 26 Apr 2016

UL VERIFICATION SERVICES INC. FORM NO: CCSUP4701J
47173 BENICIA STREET, FREMONT, CA 94538, USA TEL: (510) 771-1000 FAX: (510) 661-0888
This report shall not be reproduced except in full, without the written approval of UL Verification Services Inc.

9.1.7. 802.11ac VHT80 UAT 2 1Tx MODE IN THE 5.2 GHz BAND

RESTRICTED BANDEDGE, UAT 2 (LOW CHANNEL, CH 42)

LOW CHANNEL HORIZONTAL PLOT

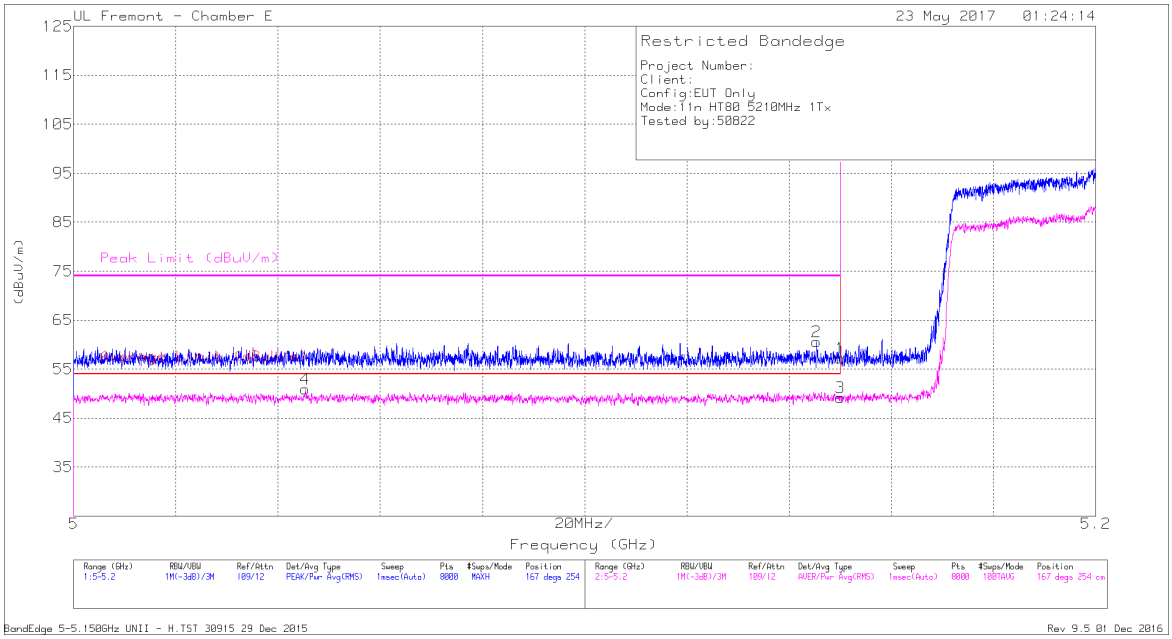

Marker	Frequency (GHz)	Meter Reading (dBuV)	Det	AF T136 (dB/m)	Amp/Cbl/Fltr/Pad (dB)	DC Corr (dB)	Corrected Reading (dBuV/m)	Average Limit (dBuV/m)	Margin (dB)	Peak Limit (dBuV/m)	PK Margin (dB)	Azimuth (Degs)	Height (cm)	Polarity
1	* 5.15	40.77	Pk	35.3	-18.8	0	57.27	-	-	74	-16.73	167	254	H
2	* 5.145	44.06	Pk	35.3	-18.8	0	60.56	-	-	74	-13.44	167	254	H
3	* 5.15	32.65	RMS	35.3	-18.8	.2	49.35	54	-4.65	-	-	167	254	H
4	* 5.045	34.4	RMS	35	-18.5	.2	51	54	-3	-	-	167	254	H

* - indicates frequency in CFR47 Pt 15 / IC RSS-Restricted Band
Pk - Peak detector
RMS - RMS detection
BandEdge 5-5.150GHz UNII - H.TST 30915 29 Dec 2015
Rev 9.5 01 Dec 2016

This report shall not be reproduced except in full, without the written approval of UL Verification Services Inc.

LOW CHANNEL VERTICAL PLOT

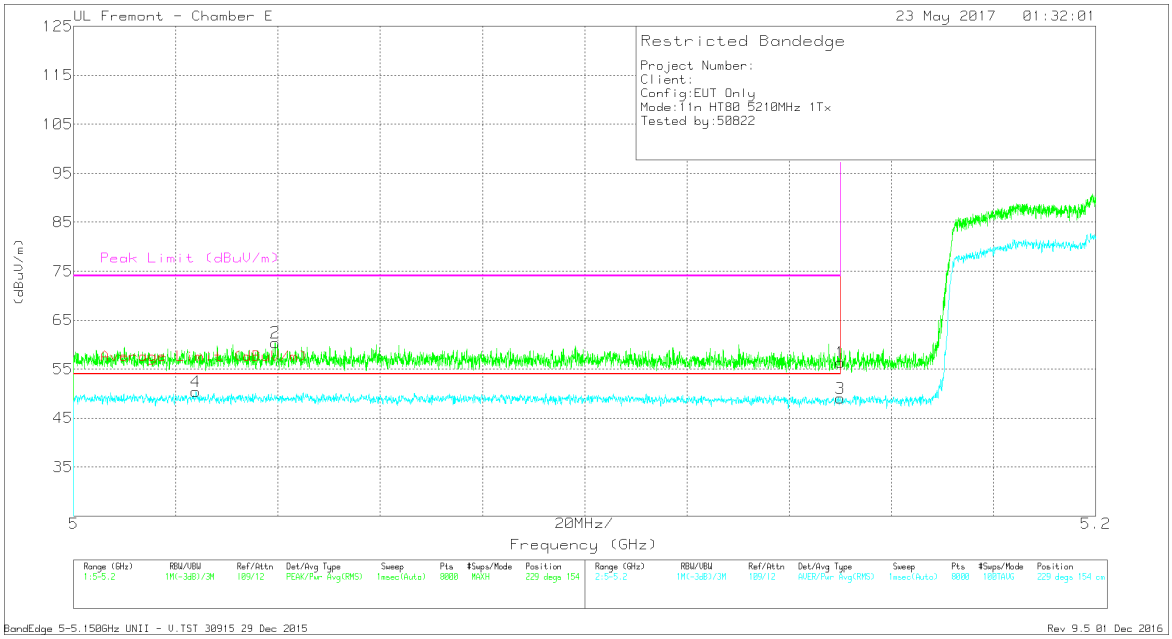

Marker	Frequency (GHz)	Meter Reading (dBuV)	Det	AF T136 (dB/m)	Amp/Cbl/Fltr/Pad (dB)	DC Corr (dB)	Corrected Reading (dBuV/m)	Average Limit (dBuV/m)	Margin (dB)	Peak Limit (dBuV/m)	PK Margin (dB)	Azimuth (Degs)	Height (cm)	Polarity
1	* 5.15	39.87	Pk	35.3	-18.8	0	56.37	-	-	74	-17.63	229	154	V
2	* 5.039	43.91	Pk	35	-18.5	0	60.41	-	-	74	-13.59	229	154	V
3	* 5.15	32.52	RMS	35.3	-18.8	.2	49.22	54	-4.78	-	-	229	154	V
4	* 5.024	33.87	RMS	35	-18.5	.2	50.57	54	-3.43	-	-	229	154	V

* - indicates frequency in CFR47 Pt 15 / IC RSS-Restricted Band
Pk - Peak detector
RMS - RMS detection
BandEdge 5-5.150GHz UNII - V.TST 30915 29 Dec 2015
Rev 9.5 01 Dec 2016

This report shall not be reproduced except in full, without the written approval of UL Verification Services Inc.

9.1.8. 802.11ac VHT80 LAT 3 1Tx MODE IN THE 5.2 GHz BAND

RESTRICTED BANDEDGE, LAT 3 (LOW CHANNEL)

LOW CHANNEL HORIZONTAL PLOT

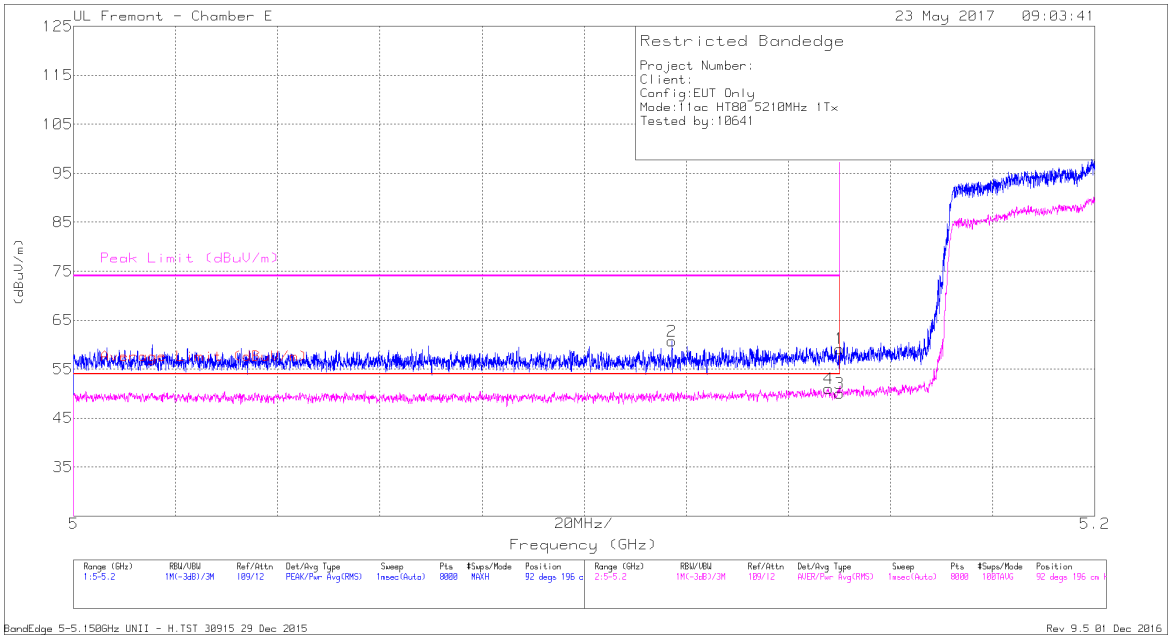

Marker	Frequency (GHz)	Meter Reading (dBuV)	Det	AF T136 (dB/m)	Amp/Cbl/Fltr/Pad (dB)	DC Corr (dB)	Corrected Reading (dBuV/m)	Average Limit (dBuV/m)	Margin (dB)	Peak Limit (dBuV/m)	PK Margin (dB)	Azimuth (Degs)	Height (cm)	Polarity
2	* 5.117	44.22	Pk	35.2	-18.7	0	60.72	-	-	74	-13.28	92	196	H
4	* 5.148	34.38	RMS	35.3	-18.8	.2	51.08	54	-2.92	-	-	92	196	H
1	* 5.15	42.67	Pk	35.3	-18.8	0	59.17	-	-	74	-14.83	92	196	H
3	* 5.15	33.37	RMS	35.3	-18.8	.2	50.07	54	-3.93	-	-	92	196	H

* - indicates frequency in CFR47 Pt 15 / IC RSS-Restricted Band
Pk - Peak detector
RMS - RMS detection
BandEdge 5-5.150GHz UNII - H.TST 30915 29 Dec 2015
Rev 9.5 01 Dec 2016

This report shall not be reproduced except in full, without the written approval of UL Verification Services Inc.

LOW CHANNEL VERTICAL PLOT

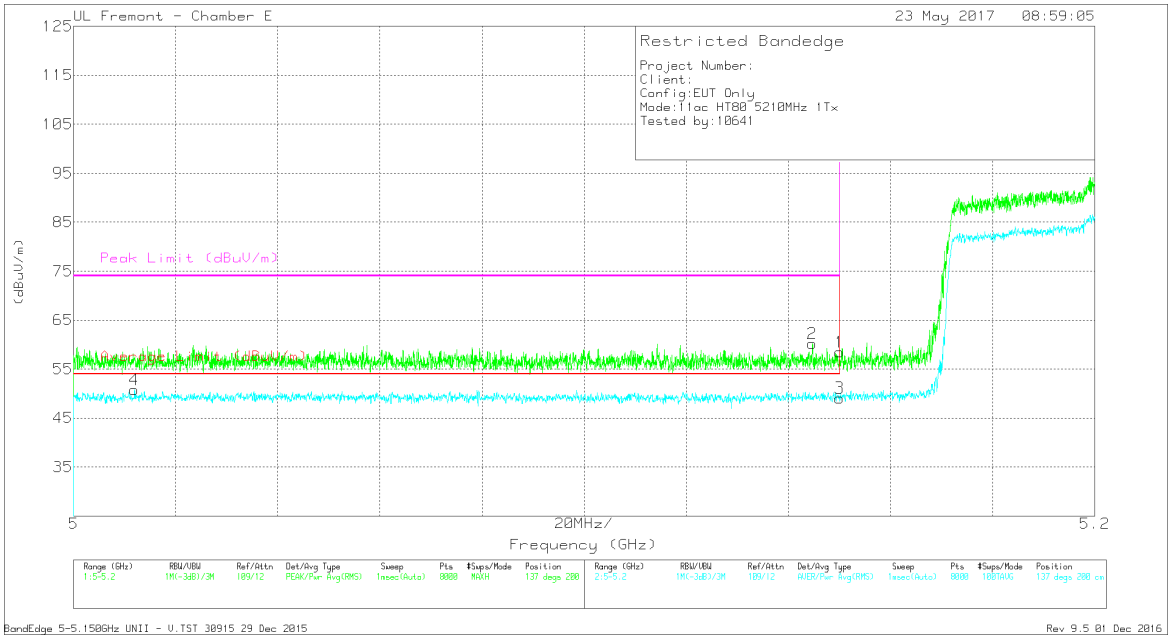

Marker	Frequency (GHz)	Meter Reading (dBuV)	Det	AF T136 (dB/m)	Amp/Cbl/Fltr/Pad (dB)	DC Corr (dB)	Corrected Reading (dBuV/m)	Average Limit (dBuV/m)	Margin (dB)	Peak Limit (dBuV/m)	PK Margin (dB)	Azimuth (Degs)	Height (cm)	Polarity
4	* 5.012	33.88	RMS	34.9	-18.2	.2	50.78	54	-3.22	-	-	137	200	V
2	* 5.145	43.73	Pk	35.3	-18.8	0	60.23	-	-	74	-13.77	137	200	V
1	* 5.15	42	Pk	35.3	-18.8	0	58.5	-	-	74	-15.5	137	200	V
3	* 5.15	32.41	RMS	35.3	-18.8	.2	49.11	54	-4.89	-	-	137	200	V

* - indicates frequency in CFR47 Pt 15 / IC RSS-Restricted Band
Pk - Peak detector
RMS - RMS detection
BandEdge 5-5.150GHz UNII - V.TST 30915 29 Dec 2015
Rev 9.5 01 Dec 2016

This report shall not be reproduced except in full, without the written approval of UL Verification Services Inc.

9.1.9. 11ac HT80 2TX CDD MIMO MODE IN THE 5.2GHz BAND

RESTRICTED BANDEDGE (LOW CHANNEL)

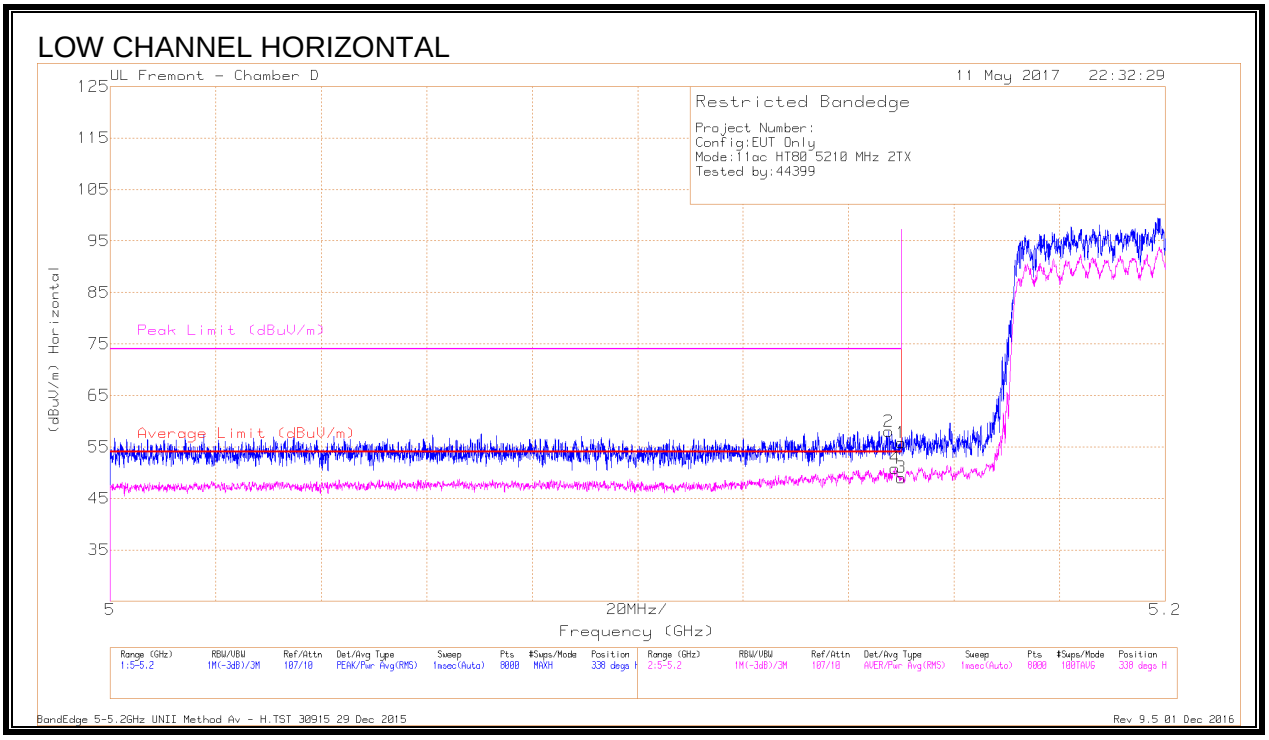

Marker	Frequency (GHz)	Meter Reading (dBuV)	Det	AF T120 (dB/m)	Amp/Cbl/Fltr/Pad (dB)	DC Corr (dB)	Corrected Reading (dBuV/m)	Average Limit (dBuV/m)	Margin (dB)	Peak Limit (dBuV/m)	PK Margin (dB)	Azimuth (Degs)	Height (cm)	Polarity
1	* 5.15	39.8	Pk	34.4	-18.4	0	55.8	-	-	74	-18.2	338	233	H
2	* 5.148	42.03	Pk	34.4	-18.4	0	58.03	-	-	74	-15.97	338	233	H
3	* 5.15	32.84	RMS	34.4	-18.4	.2	49.04	54	-4.96	-	-	338	233	H
4	* 5.149	34.66	RMS	34.4	-18.4	.2	50.86	54	-3.14	-	-	338	233	H

* - indicates frequency in CFR47 Pt 15 / IC RSS-Restricted Band
Pk - Peak detector
RMS - RMS detection
BandEdge 5-5.2GHz UNII Method Av - H.TST 30915 29 Dec 2015
Rev 9.5 01 Dec 2016

This report shall not be reproduced except in full, without the written approval of UL Verification Services Inc.

LOW CHANNEL VERTICAL

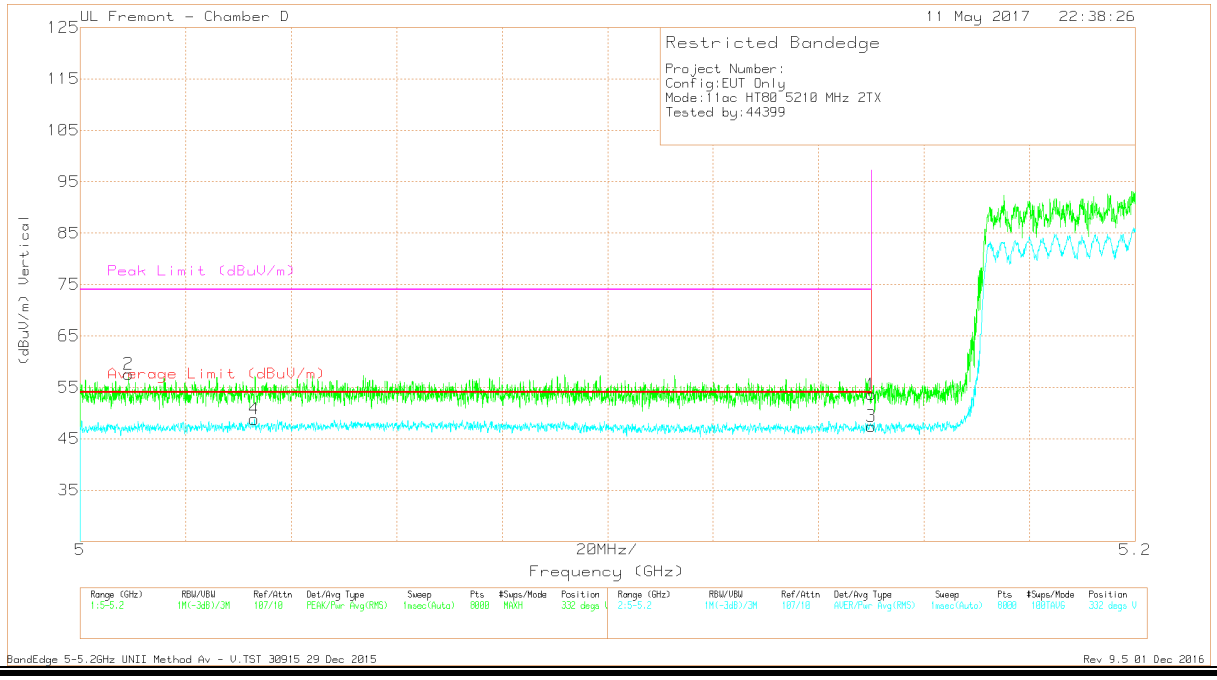

Marker	Frequency (GHz)	Meter Reading (dBuV)	Det	AF T120 (dB/m)	Amp/Cbl/Fltr/Pad (dB)	DC Corr (dB)	Corrected Reading (dBuV/m)	Average Limit (dBuV/m)	Margin (dB)	Peak Limit (dBuV/m)	PK Margin (dB)	Azimuth (Degs)	Height (cm)	Polarity
1	* 5.15	37.6	Pk	34.4	-18.4	0	53.6	-	-	74	-20.4	332	210	V
2	* 5.009	41.58	Pk	34.2	-18.2	0	57.58	-	-	74	-16.42	332	210	V
3	* 5.15	31.24	RMS	34.4	-18.4	.2	47.44	54	-6.56	-	-	332	210	V
4	* 5.033	32.42	RMS	34.3	-18.1	.2	48.82	54	-5.18	-	-	332	210	V

* - indicates frequency in CFR47 Pt 15 / IC RSS-Restricted Band
Pk - Peak detector
RMS - RMS detection
BandEdge 5-5.2GHz UNII Method Av - V.TST 30915 29 Dec 2015
Rev 9.5 01 Dec 2016

UL VERIFICATION SERVICES INC. FORM NO: CCSUP4701J
47173 BENICIA STREET, FREMONT, CA 94538, USA TEL: (510) 771-1000 FAX: (510) 661-0888
This report shall not be reproduced except in full, without the written approval of UL Verification Services Inc.

HARMONICS AND SPURIOUS EMISSIONS

LOW CHANNEL HORIZONTAL

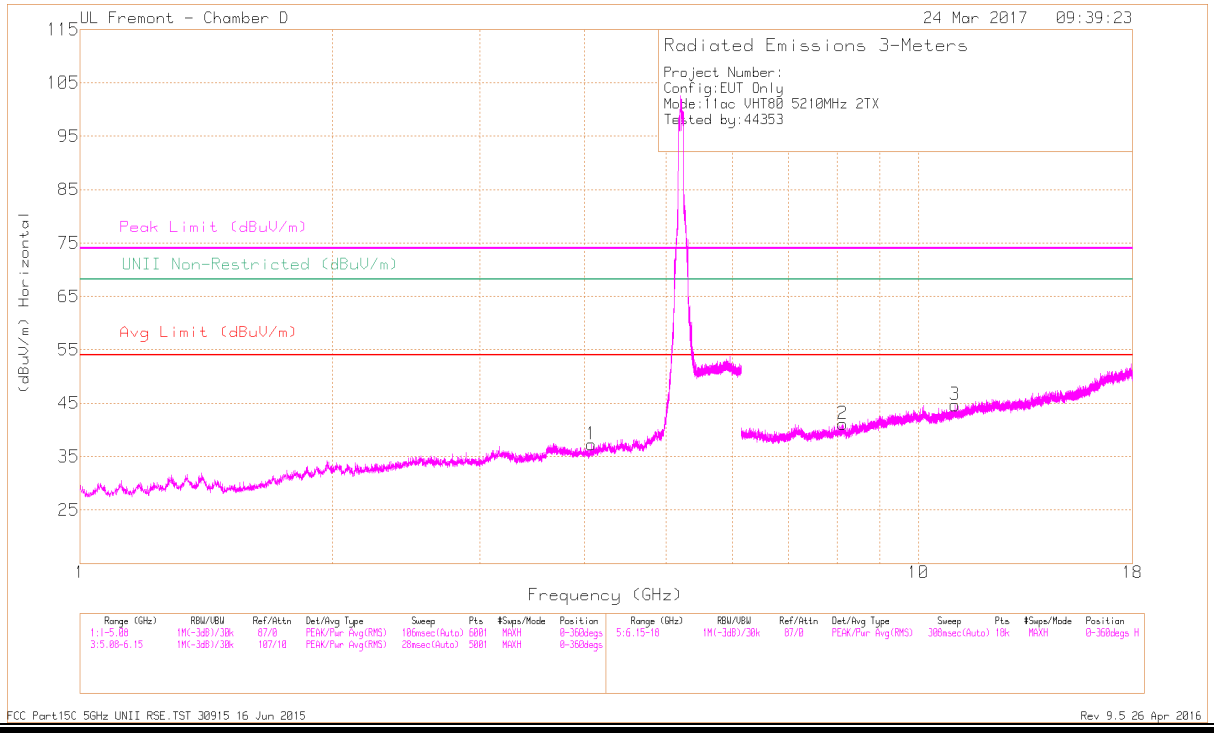

LOW CHANNEL VERTICAL

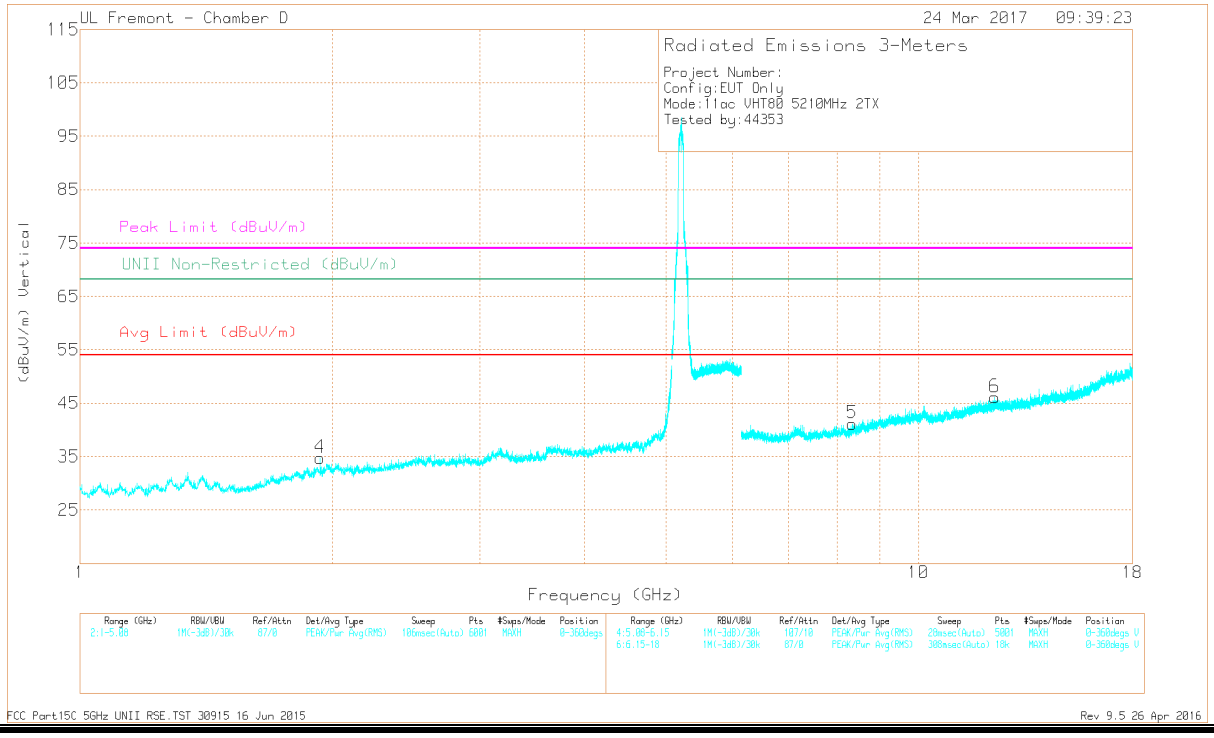

UL VERIFICATION SERVICES INC. FORM NO: CCSUP4701J
47173 BENICIA STREET, FREMONT, CA 94538, USA TEL: (510) 771-1000 FAX: (510) 661-0888
This report shall not be reproduced except in full, without the written approval of UL Verification Services Inc.

DATA

Marker	Frequency (GHz)	Meter Reading (dBuV)	Det	AF T862 (dB/m)	Amp/Cbl/Fltr/Pad (dB)	DC Corr (dB)	Corrected Reading (dBuV/m)	Avg Limit (dBuV/m)	Margin (dB)	Peak Limit (dBuV/m)	PK Margin (dB)	UNII Non-Restricted (dBuV/m)	PK Margin (dB)	Azimuth (Degs)	Height (cm)	Polarity
1	* 4.072	38.03	PK-U	33.5	-28.9	0	42.63	-	-	74	-31.37	-	-	293	168	H
	* 4.074	27.8	ADR	33.5	-28.9	.2	32.6	54	-21.4	-	-	-	-	293	168	H
2	* 8.129	35.01	PK-U	35.9	-23.6	0	47.31	-	-	74	-26.69	-	-	312	118	H
	* 8.128	24.76	ADR	35.9	-23.6	.2	37.26	54	-16.74	-	-	-	-	312	118	H
3	* 11.065	34.03	PK-U	37.7	-21.3	0	50.43	-	-	74	-23.57	-	-	166	252	H
	* 11.066	23.8	ADR	37.7	-21.3	.2	40.4	54	-13.6	-	-	-	-	166	252	H
5	* 8.335	35.08	PK-U	36	-23.9	0	47.18	-	-	74	-26.82	-	-	90	211	V
	* 8.335	24.74	ADR	36	-23.9	.2	37.04	54	-16.96	-	-	-	-	90	211	V
6	* 12.33	34.37	PK-U	38.9	-21.5	0	51.77	-	-	74	-22.23	-	-	147	194	V
	* 12.331	24.18	ADR	38.9	-21.5	.2	41.78	54	-12.22	-	-	-	-	147	194	V
4	1.932	39.87	PK-U	31.2	-31.2	0	39.87	-	-	-	-	68.2	-28.33	95	200	V

* - indicates frequency in CFR47 Pt 15 / IC RSS-Restricted Band
PK-U - U-NII: Maximum Peak
ADR - U-NII AD primary method, RMS average
FCC Part15C 5GHz UNII RSE.TST 30915 16 Jun 2015
Rev 9.5 26 Apr 2016

UL VERIFICATION SERVICES INC. FORM NO: CCSUP4701J
47173 BENICIA STREET, FREMONT, CA 94538, USA TEL: (510) 771-1000 FAX: (510) 661-0888
This report shall not be reproduced except in full, without the written approval of UL Verification Services Inc.

9.1.10. 802.11n HT20 UAT 2 1Tx MODE IN THE 5.3 GHz BAND

RESTRICTED BANDEDGE, UAT 2 HIGH CHANNEL)

HIGH CHANNEL HORIZONTAL PLOT

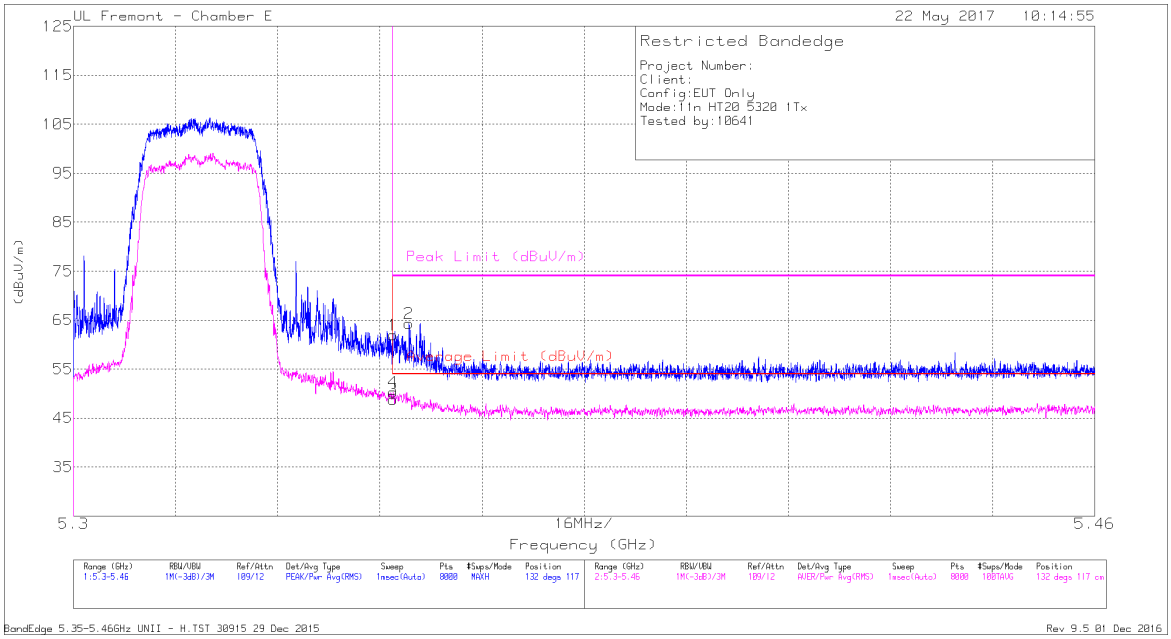

Marker	Frequency (GHz)	Meter Reading (dBuV)	Det	AF T136 (dB/m)	Amp/Cbl /Fltr/Pad (dB)	Corrected Reading (dBuV/m)	Average Limit (dBuV/m)	Margin (dB)	Peak Limit (dBuV/m)	PK Margin (dB)	Azimuth (Degs)	Height (cm)	Polarity
1	* 5.35	46.06	Pk	35.2	-19.3	61.96	-	-	74	-12.04	132	117	H
3	* 5.35	32.91	RMS	35.2	-19.3	48.81	54	-5.19	-	-	132	117	H
4	* 5.35	34.35	RMS	35.2	-19.3	50.25	54	-3.75	-	-	132	117	H
2	* 5.353	48.42	Pk	35.2	-19.3	64.32	-	-	74	-9.68	132	117	H

* - indicates frequency in CFR47 Pt 15 / IC RSS-Restricted Band
Pk - Peak detector
RMS - RMS detection
BandEdge 5.35-5.46GHz UNII - H.TST 30915 29 Dec 2015
Rev 9.5 01 Dec 2016

This report shall not be reproduced except in full, without the written approval of UL Verification Services Inc.

HIGH CHANNEL VERTICAL PLOT

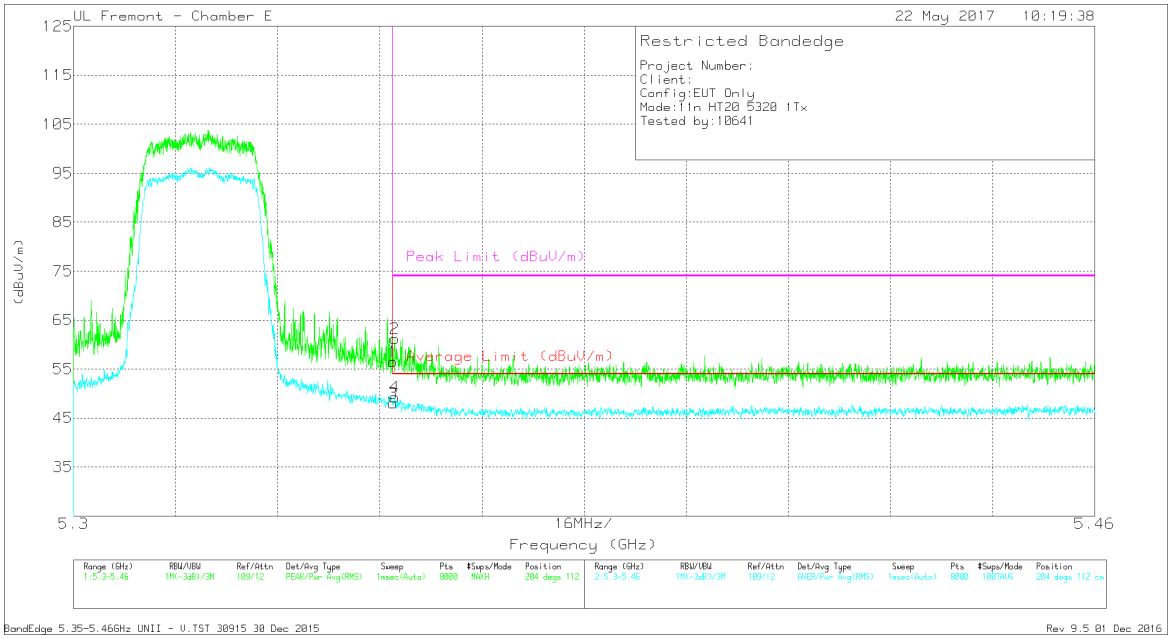

Marker	Frequency (GHz)	Meter Reading (dBuV)	Det	AF T136 (dB/m)	Amp/Cbl /Fltr/Pad (dB)	Corrected Reading (dBuV/m)	Average Limit (dBuV/m)	Margin (dB)	Peak Limit (dBuV/m)	PK Margin (dB)	Azimuth (Degs)	Height (cm)	Polarity
1	* 5.35	40.61	Pk	35.2	-19.3	56.51	-	-	74	-17.49	204	112	V
2	* 5.35	45.36	Pk	35.2	-19.3	61.26	-	-	74	-12.74	204	112	V
3	* 5.35	32.14	RMS	35.2	-19.3	48.04	54	-5.96	-	-	204	112	V
4	* 5.35	33.38	RMS	35.2	-19.3	49.28	54	-4.72	-	-	204	112	V

* - indicates frequency in CFR47 Pt 15 / IC RSS-Restricted Band
Pk - Peak detector
RMS - RMS detection
BandEdge 5.35-5.46GHz UNII - V.TST 30915 30 Dec 2015
Rev 9.5 01 Dec 2016

This report shall not be reproduced except in full, without the written approval of UL Verification Services Inc.

9.1.11. 802.11n HT20 LAT 3 1Tx MODE IN THE 5.3 GHz BAND

RESTRICTED BANDEDGE, LAT 3 HIGH CHANNEL)

HIGH CHANNEL HORIZONTAL PLOT

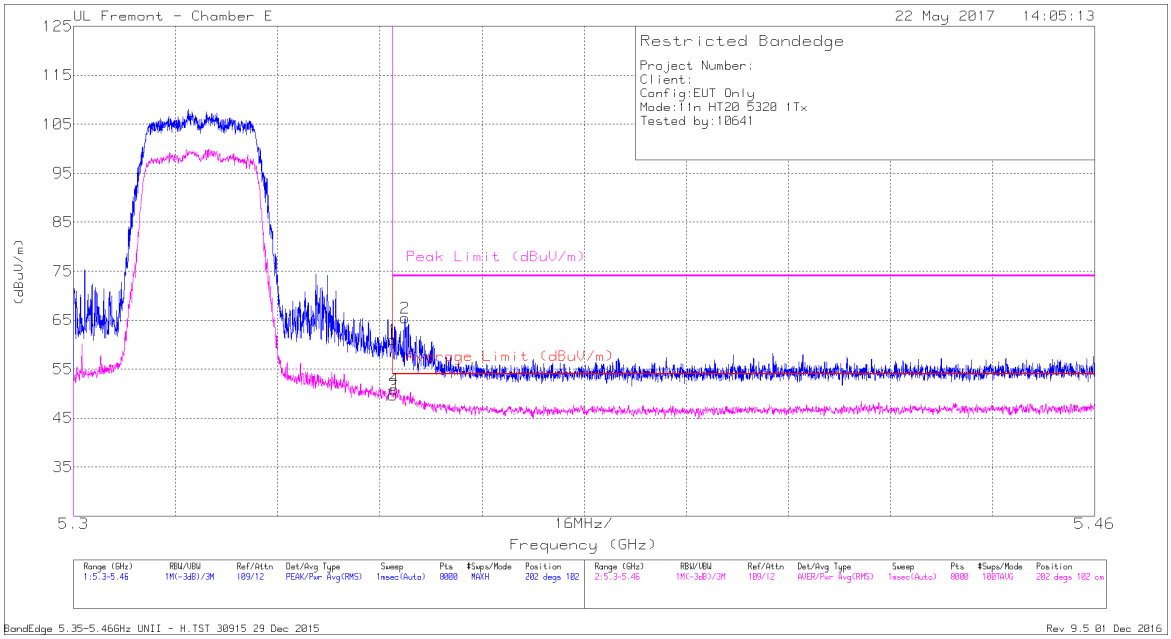

Marker	Frequency (GHz)	Meter Reading (dBuV)	Det	AF T136 (dB/m)	Amp/Cbl /Fltr/Pad (dB)	Corrected Reading (dBuV/m)	Average Limit (dBuV/m)	Margin (dB)	Peak Limit (dBuV/m)	PK Margin (dB)	Azimuth (Degs)	Height (cm)	Polarity
1	* 5.35	45.02	Pk	35.2	-19.3	60.92	-	-	74	-13.08	202	102	H
3	* 5.35	33.83	RMS	35.2	-19.3	49.73	54	-4.27	-	-	202	102	H
4	* 5.35	34.97	RMS	35.2	-19.3	50.87	54	-3.13	-	-	202	102	H
2	* 5.352	49.5	Pk	35.2	-19.3	65.4	-	-	74	-8.6	202	102	H

* - indicates frequency in CFR47 Pt 15 / IC RSS-Restricted Band
Pk - Peak detector
RMS - RMS detection
BandEdge 5.35-5.46GHz UNII - H.TST 30915 29 Dec 2015
Rev 9.5 01 Dec 2016

This report shall not be reproduced except in full, without the written approval of UL Verification Services Inc.

HIGH CHANNEL VERTICAL PLOT

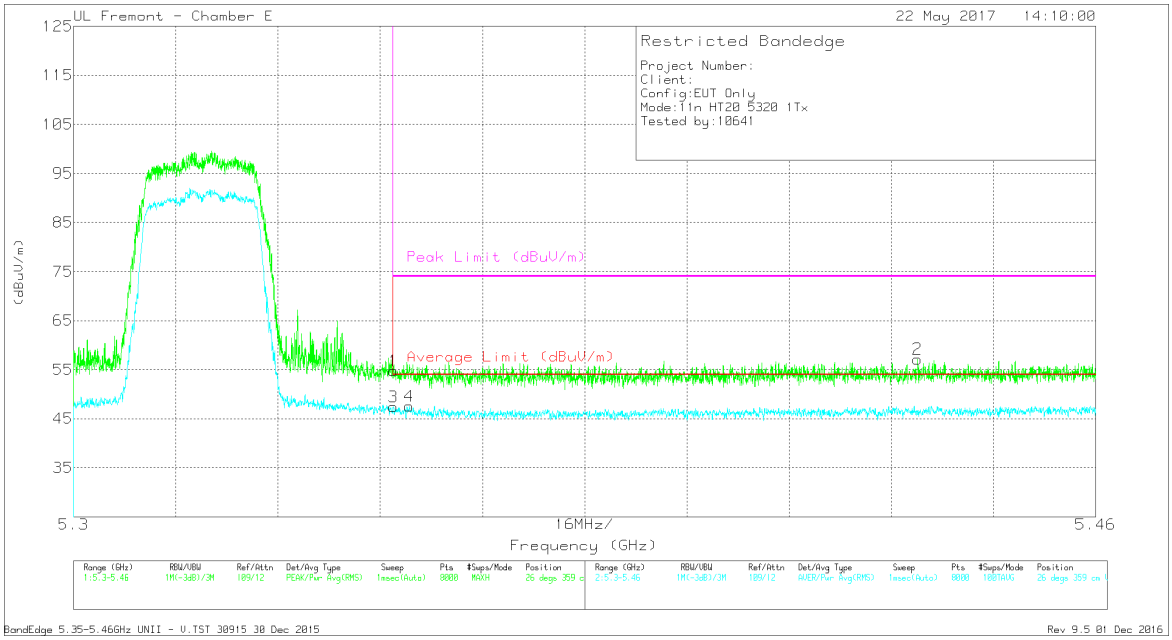

Marker	Frequency (GHz)	Meter Reading (dBuV)	Det	AF T136 (dB/m)	Amp/Cbl/Fltr/Pad (dB)	Corrected Reading (dBuV/m)	Average Limit (dBuV/m)	Margin (dB)	Peak Limit (dBuV/m)	PK Margin (dB)	Azimuth (Degs)	Height (cm)	Polarity
1	* 5.35	38.85	Pk	35.2	-19.3	54.75	-	-	74	-19.25	26	359	V
2	* 5.432	41.38	Pk	35.1	-19.3	57.18	-	-	74	-16.82	26	359	V
3	* 5.35	31.5	RMS	35.2	-19.3	47.4	54	-6.6	-	-	26	359	V
4	* 5.353	31.7	RMS	35.2	-19.3	47.6	54	-6.4	-	-	26	359	V

* - indicates frequency in CFR47 Pt 15 / IC RSS-Restricted Band
Pk - Peak detector
RMS - RMS detection
BandEdge 5.35-5.46GHz UNII - V.TST 30915 30 Dec 2015
Rev 9.5 01 Dec 2016

This report shall not be reproduced except in full, without the written approval of UL Verification Services Inc.

9.1.12. 11n HT20 2TX CDD MIMO MODE IN THE 5.3GHz BAND

AUTHORIZED BANDEDGE (HIGH CHANNEL)

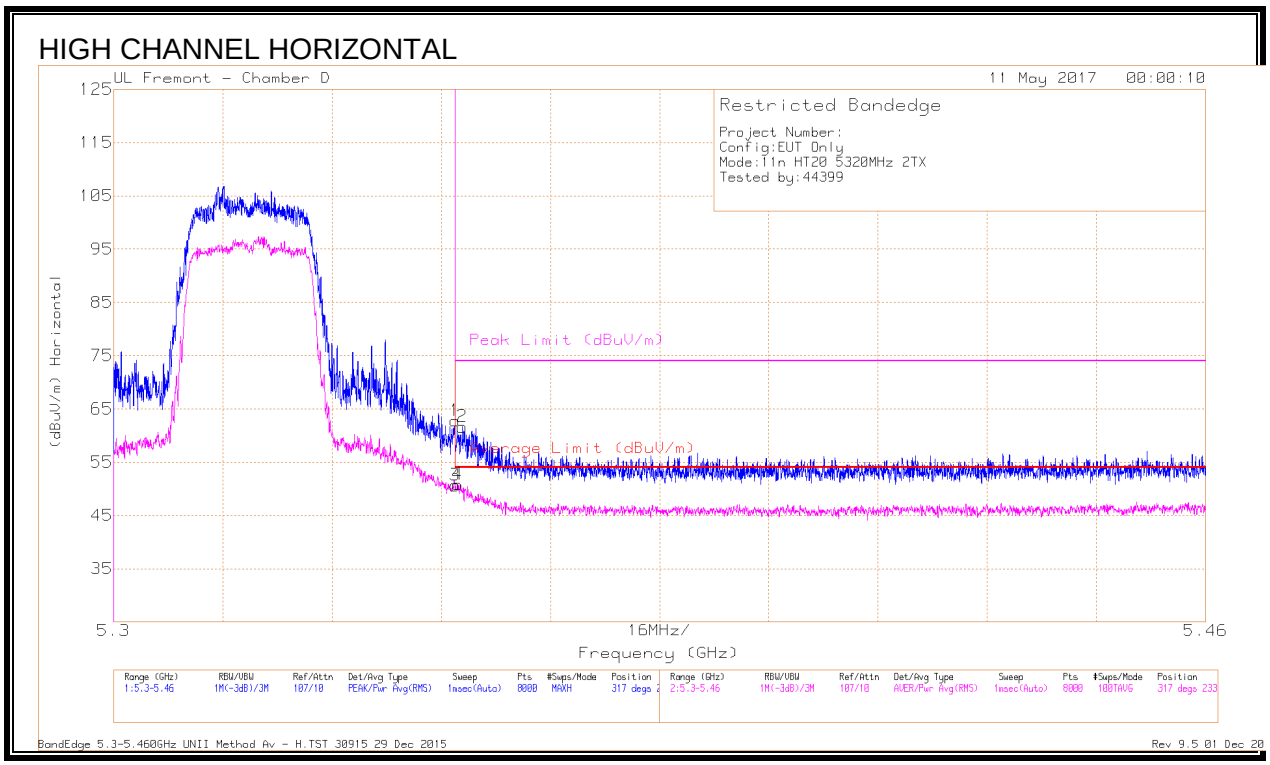

Marker	Frequency (GHz)	Meter Reading (dBuV)	Det	AF T120 (dB/m)	Amp/Cbl /Fltr/Pad (dB)	Corrected Reading (dBuV/m)	Average Limit (dBuV/m)	Margin (dB)	Peak Limit (dBuV/m)	PK Margin (dB)	Azimuth (Degs)	Height (cm)	Polarity
1	* 5.35	46.57	Pk	34.6	-18.4	62.77	-	-	74	-11.23	317	233	H
3	* 5.35	34.44	RMS	34.6	-18.4	50.64	54	-3.36	-	-	317	233	H
4	* 5.35	34.63	RMS	34.6	-18.4	50.83	54	-3.17	-	-	317	233	H
2	* 5.351	45.44	Pk	34.6	-18.4	61.64	-	-	74	-12.36	317	233	H

* - indicates frequency in CFR47 Pt 15 / IC RSS-Restricted Band
Pk - Peak detector
RMS - RMS detection
BandEdge 5.3-5.460GHz UNII Method Av - H.TST 30915 29 Dec 2015
Rev 9.5 01 Dec 2016

This report shall not be reproduced except in full, without the written approval of UL Verification Services Inc.

HIGH CHANNEL VERTICAL

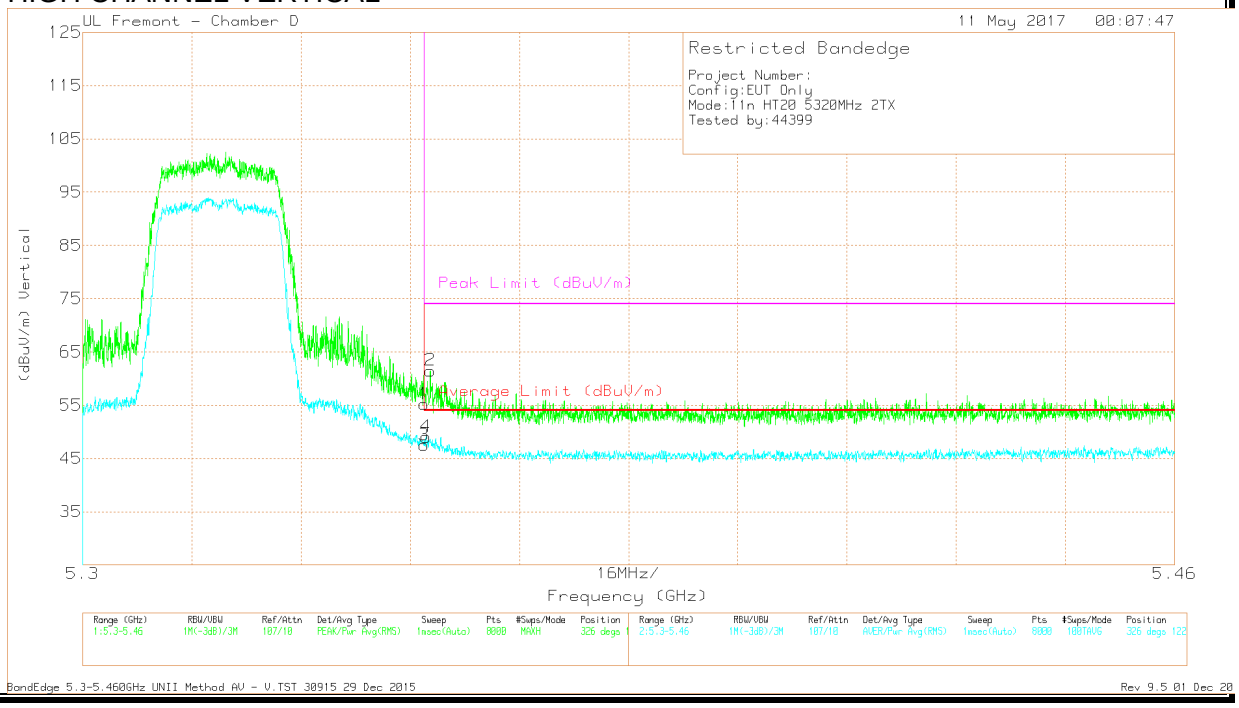

Marker	Frequency (GHz)	Meter Reading (dBuV)	Det	AF T120 (dB/m)	Amp/Cbl/Fltr/Pad (dB)	Corrected Reading (dBuV/m)	Average Limit (dBuV/m)	Margin (dB)	Peak Limit (dBuV/m)	PK Margin (dB)	Azimuth (Degs)	Height (cm)	Polarity
1	* 5.35	38.99	Pk	34.6	-18.4	55.19	-	-	74	-18.81	326	122	V
3	* 5.35	31.3	RMS	34.6	-18.4	47.5	54	-6.5	-	-	326	122	V
4	* 5.35	32.86	RMS	34.6	-18.4	49.06	54	-4.94	-	-	326	122	V
2	* 5.351	45.3	Pk	34.6	-18.4	61.5	-	-	74	-12.5	326	122	V

* - indicates frequency in CFR47 Pt 15 / IC RSS-Restricted Band
Pk - Peak detector
RMS - RMS detection
BandEdge 5.3-5.460GHz UNII Method AV - V.TST 30915 29 Dec 2015
Rev 9.5 01 Dec 2016

UL VERIFICATION SERVICES INC. FORM NO: CCSUP4701J
47173 BENICIA STREET, FREMONT, CA 94538, USA TEL: (510) 771-1000 FAX: (510) 661-0888
This report shall not be reproduced except in full, without the written approval of UL Verification Services Inc.

HARMONICS AND SPURIOUS EMISSIONS

LOW CHANNEL HORIZONTAL

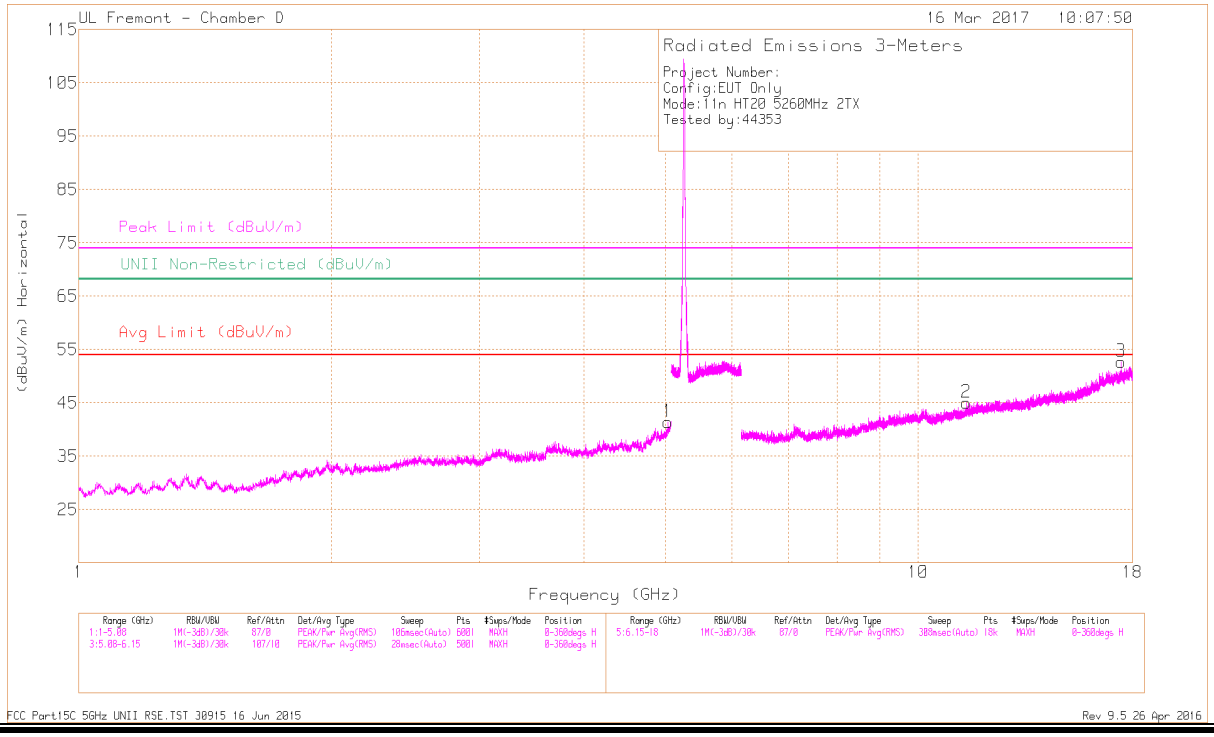

LOW CHANNEL VERTICAL

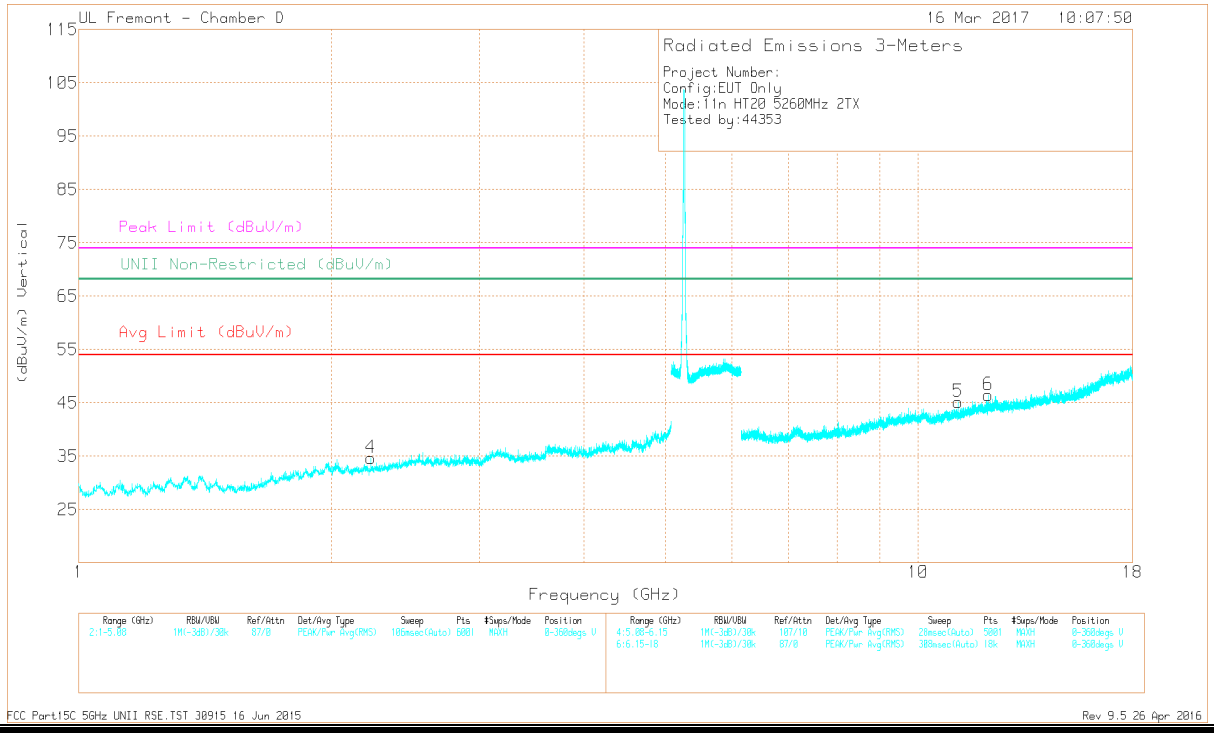

This report shall not be reproduced except in full, without the written approval of UL Verification Services Inc.

DATA

Marker	Frequency (GHz)	Meter Reading (dBuV)	Det	AF T862 (dB/m)	Amp/Cbl/Fltr/Pad (dB)	Corrected Reading (dBuV/m)	Avg Limit (dBuV/m)	Margin (dB)	Peak Limit (dBuV/m)	PK Margin (dB)	UNII Non-Restricted (dBuV/m)	PK Margin (dB)	Azimuth (Degs)	Height (cm)	Polarity
1	* 5.037	37.59	PK-U	34.3	-25.7	46.19	-	-	74	-27.81	-	-	264	137	H
	* 5.035	27.9	ADR	34.3	-25.7	36.5	54	-17.5	-	-	-	-	264	137	H
4	* 2.23	40.14	PK-U	31.5	-30.9	40.74	-	-	74	-33.26	-	-	79	196	V
	* 2.23	29.22	ADR	31.5	-30.8	29.92	54	-24.08	-	-	-	-	79	196	V
2	* 11.413	33.5	PK-U	38.2	-21.4	50.3	-	-	74	-23.7	-	-	143	118	H
	* 11.414	23.74	ADR	38.2	-21.4	40.54	54	-13.46	-	-	-	-	143	118	H
5	* 11.163	33.78	PK-U	37.8	-21.5	50.08	-	-	74	-23.92	-	-	312	289	V
	* 11.16	23.93	ADR	37.8	-21.6	40.13	54	-13.87	-	-	-	-	312	289	V
6	* 12.109	34.85	PK-U	39	-21.4	52.45	-	-	74	-21.55	-	-	200	340	V
	* 12.109	23.94	ADR	39	-21.4	41.54	54	-12.46	-	-	-	-	200	340	V
3	17.436	33.31	PK-U	41.3	-17.1	57.51	-	-	-	-	68.2	-10.69	231	176	H

* - indicates frequency in CFR47 Pt 15 / IC RSS-Restricted Band
PK-U - U-NII: Maximum Peak
ADR - U-NII AD primary method, RMS average
FCC Part15C 5GHz UNII RSE.TST 30915 16 Jun 2015
Rev 9.5 26 Apr 2016

UL VERIFICATION SERVICES INC. FORM NO: CCSUP4701J
47173 BENICIA STREET, FREMONT, CA 94538, USA TEL: (510) 771-1000 FAX: (510) 661-0888
This report shall not be reproduced except in full, without the written approval of UL Verification Services Inc.

MID CHANNEL HORIZONTAL

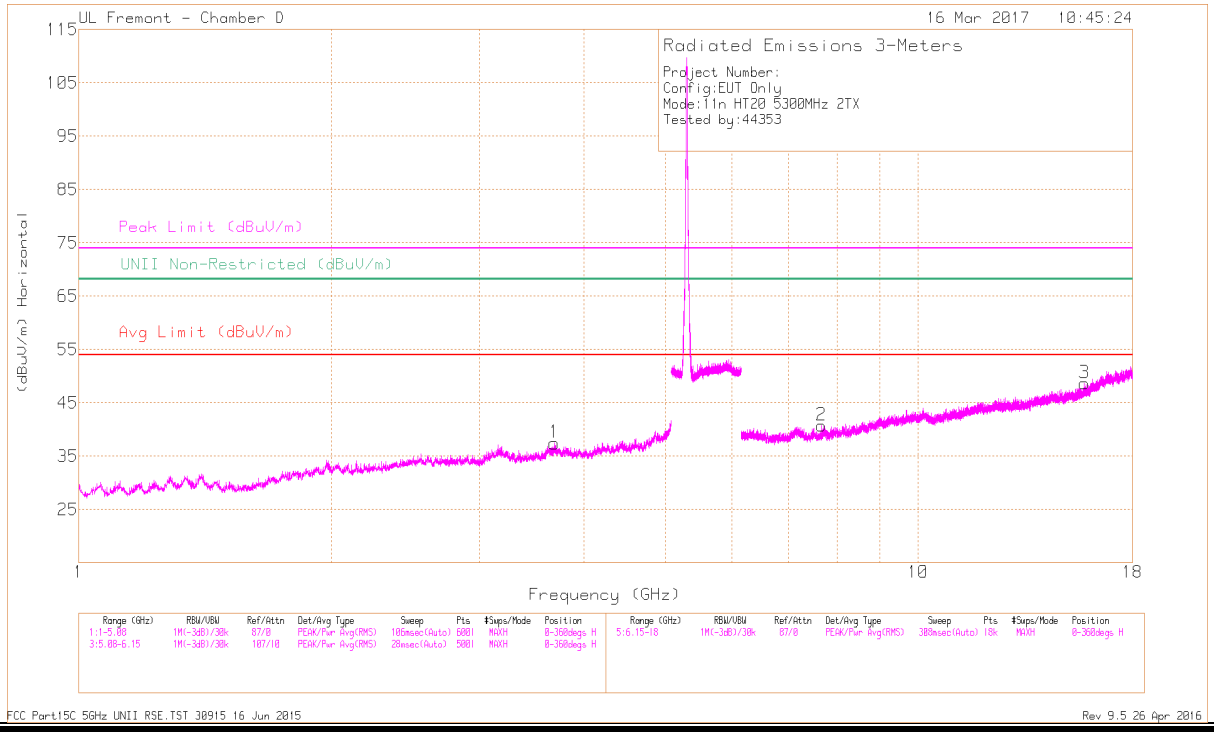

MID CHANNEL VERTICAL

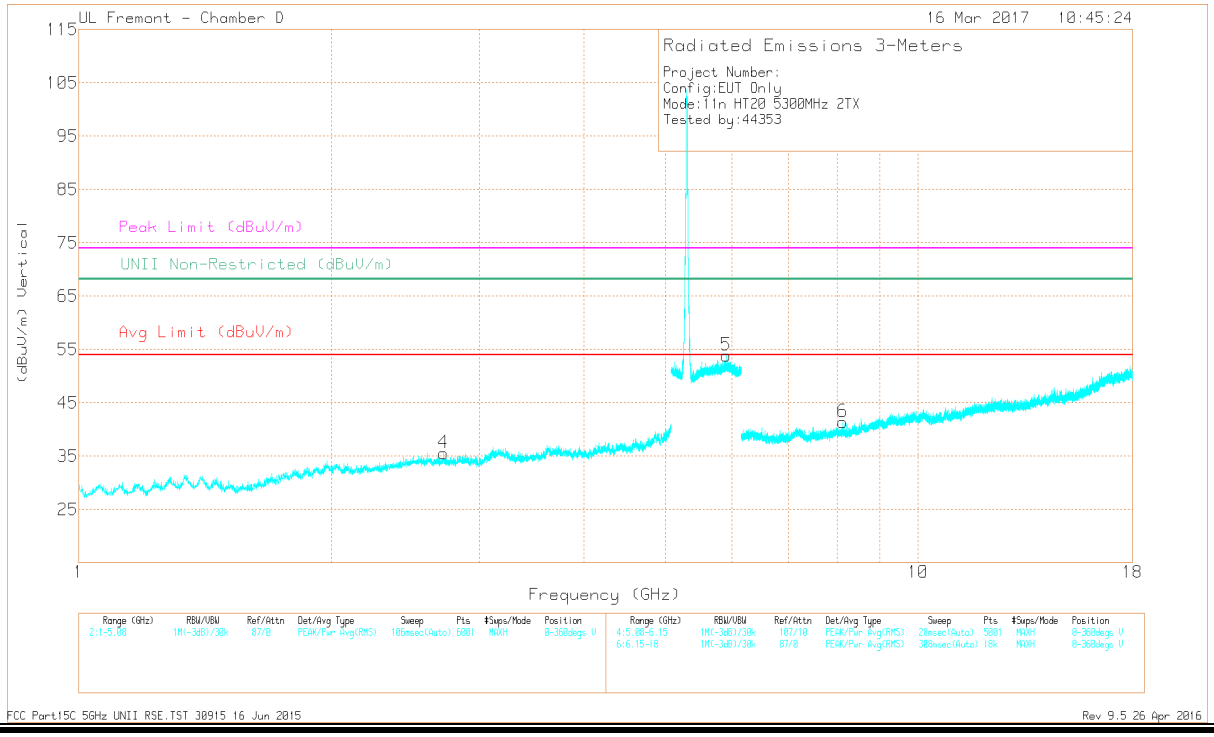

UL VERIFICATION SERVICES INC. FORM NO: CCSUP4701J
47173 BENICIA STREET, FREMONT, CA 94538, USA TEL: (510) 771-1000 FAX: (510) 661-0888
This report shall not be reproduced except in full, without the written approval of UL Verification Services Inc.

DATA

Marker	Frequency (GHz)	Meter Reading (dBuV)	Det	AF T862 (dB/m)	Amp/Cbl/Fltr/Pad (dB)	Corrected Reading (dBuV/m)	Avg Limit (dBuV/m)	Margin (dB)	Peak Limit (dBuV/m)	PK Margin (dB)	UNII Non-Restricted (dBuV/m)	PK Margin (dB)	Azimuth (Degs)	Height (cm)	Polarity
1	* 3.684	38.24	PK-U	33.2	-29	42.44	-	-	74	-31.56	-	-	114	236	H
	* 3.683	28.14	ADR	33.2	-28.9	32.44	54	-21.56	-	-	-	-	114	236	H
4	* 2.718	40.01	PK-U	32.5	-30.4	42.11	-	-	74	-31.89	-	-	34	187	V
	* 2.719	29.17	ADR	32.5	-30.5	31.17	54	-22.83	-	-	-	-	34	187	V
2	* 7.674	36.01	PK-U	35.8	-25.1	46.71	-	-	74	-27.29	-	-	159	110	H
	* 7.676	25.38	ADR	35.8	-25.1	36.08	54	-17.92	-	-	-	-	159	110	H
3	* 15.777	34.51	PK-U	40.2	-20.4	54.31	-	-	74	-19.69	-	-	338	273	H
	* 15.777	24.37	ADR	40.2	-20.4	44.17	54	-9.83	-	-	-	-	338	273	H
6	* 8.128	34.94	PK-U	35.9	-23.6	47.24	-	-	74	-26.76	-	-	271	206	V
	* 8.127	24.82	ADR	35.9	-23.7	37.02	54	-16.98	-	-	-	-	271	206	V
5	5.9	41.45	PK-U	35.2	-17.3	59.35	-	-	-	-	68.2	-8.85	102	288	V

* - indicates frequency in CFR47 Pt 15 / IC RSS-Restricted Band
PK-U - U-NII: Maximum Peak
ADR - U-NII AD primary method, RMS average
FCC Part15C 5GHz UNII RSE.TST 30915 16 Jun 2015
Rev 9.5 26 Apr 2016

UL VERIFICATION SERVICES INC. FORM NO: CCSUP4701J
47173 BENICIA STREET, FREMONT, CA 94538, USA TEL: (510) 771-1000 FAX: (510) 661-0888
This report shall not be reproduced except in full, without the written approval of UL Verification Services Inc.

HIGH CHANNEL HORIZONTAL

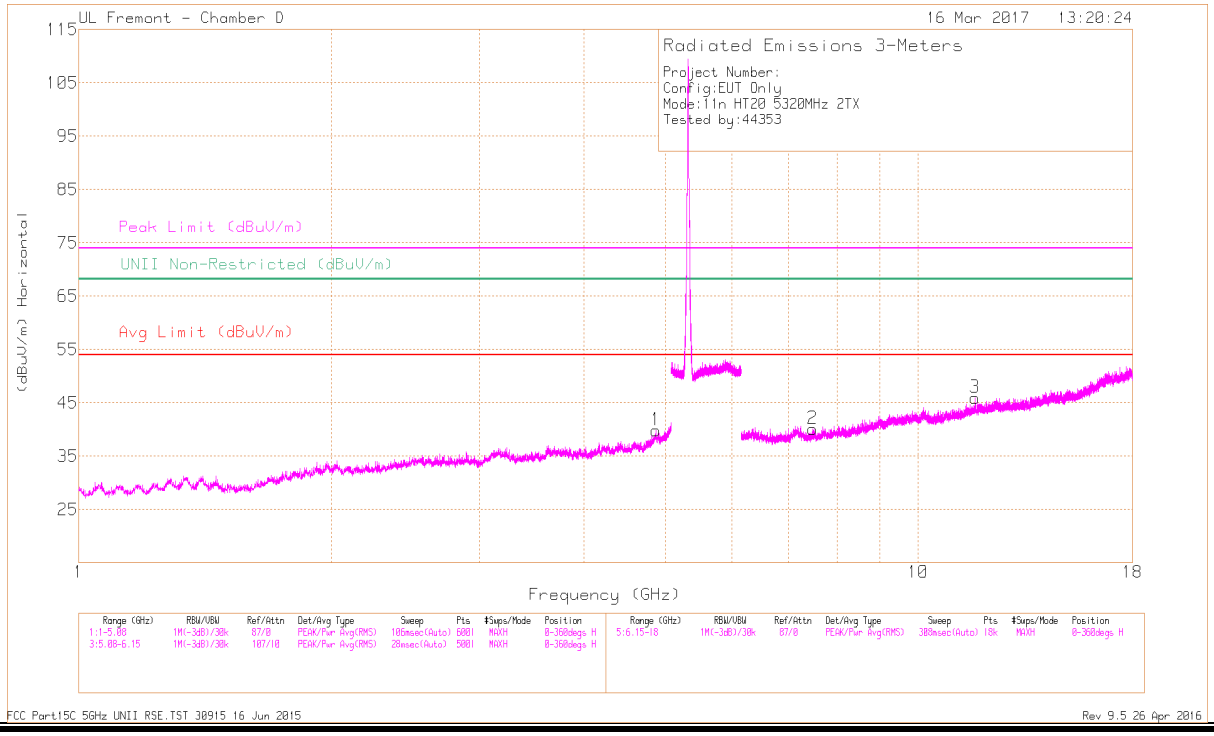

HIGH CHANNEL VERTICAL

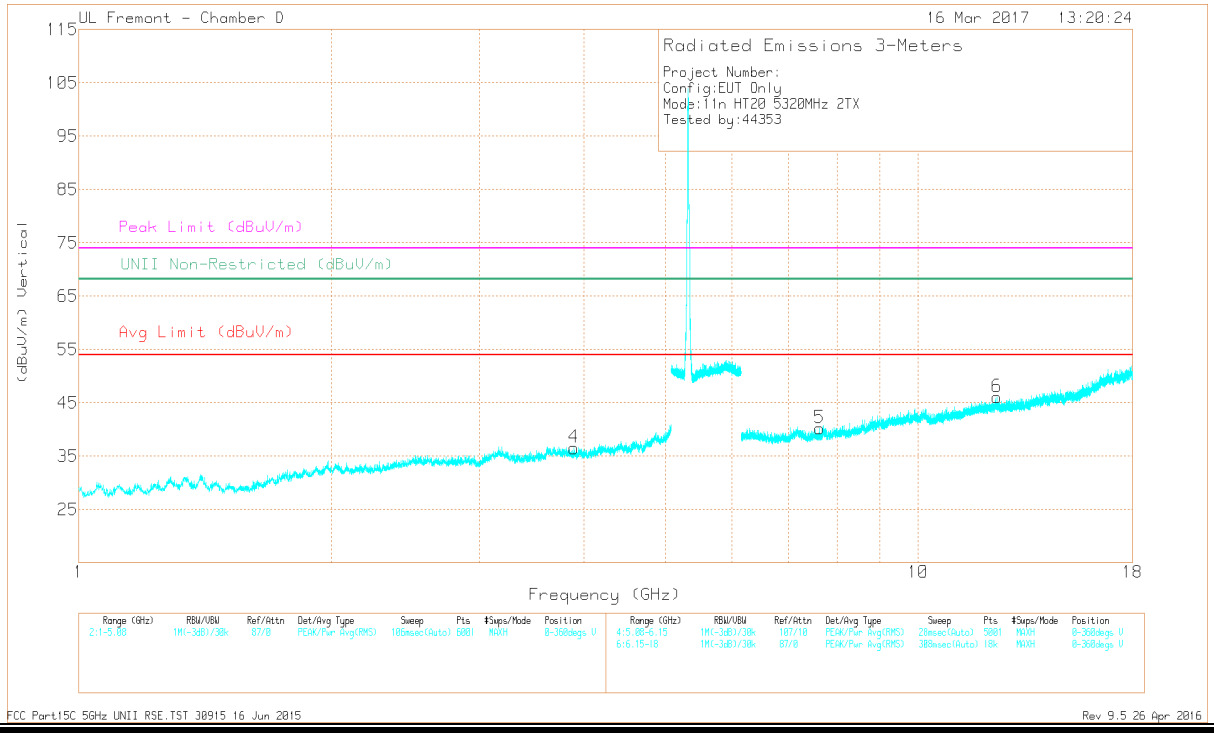

This report shall not be reproduced except in full, without the written approval of UL Verification Services Inc.

DATA

Marker	Frequency (GHz)	Meter Reading (dBuV)	Det	AF T862 (dB/m)	Amp/Cbl/Fltr/Pad (dB)	Corrected Reading (dBuV/m)	Avg Limit (dBuV/m)	Margin (dB)	Peak Limit (dBuV/m)	PK Margin (dB)	UNII Non-Restricted (dBuV/m)	PK Margin (dB)	Azimuth (Degs)	Height (cm)	Polarity
1	* 4.87	36.95	PK-U	34.1	-25.2	45.85	-	-	74	-28.15	-	-	82	293	H
	* 4.87	26.53	ADR	34.1	-25.2	35.43	54	-18.57	-	-	-	-	82	293	H
4	* 3.893	37.95	PK-U	33.1	-28.8	42.25	-	-	74	-31.75	-	-	254	366	V
	* 3.893	28.22	ADR	33.1	-28.8	32.52	54	-21.48	-	-	-	-	254	366	V
2	* 7.494	35.67	PK-U	35.7	-24.2	47.17	-	-	74	-26.83	-	-	177	129	H
	* 7.492	24.8	ADR	35.7	-24.2	36.3	54	-17.7	-	-	-	-	177	129	H
3	* 11.677	32.91	PK-U	38.5	-21.1	50.31	-	-	74	-23.69	-	-	136	142	H
	* 11.678	23.52	ADR	38.5	-21.1	40.92	54	-13.08	-	-	-	-	136	142	H
5	* 7.631	36	PK-U	35.7	-25.5	46.2	-	-	74	-27.8	-	-	275	200	V
	* 7.633	25.95	ADR	35.7	-25.5	36.15	54	-17.85	-	-	-	-	275	200	V
6	* 12.406	34.1	PK-U	39	-21	52.1	-	-	74	-21.9	-	-	304	228	V
	* 12.403	23.76	ADR	39	-21	41.76	54	-12.24	-	-	-	-	304	228	V

* - indicates frequency in CFR47 Pt 15 / IC RSS-Restricted Band
PK-U - U-NII: Maximum Peak
ADR - U-NII AD primary method, RMS average
FCC Part15C 5GHz UNII RSE.TST 30915 16 Jun 2015
Rev 9.5 26 Apr 2016

UL VERIFICATION SERVICES INC. FORM NO: CCSUP4701J
47173 BENICIA STREET, FREMONT, CA 94538, USA TEL: (510) 771-1000 FAX: (510) 661-0888
This report shall not be reproduced except in full, without the written approval of UL Verification Services Inc.

9.1.13. 802.11n HT40 UAT 2 1Tx MODE IN THE 5.3 GHz BAND

RESTRICTED BANDEDGE,UAT 2 (HIGH CHANNEL)

HIGH CHANNEL HORIZONTAL PLOT

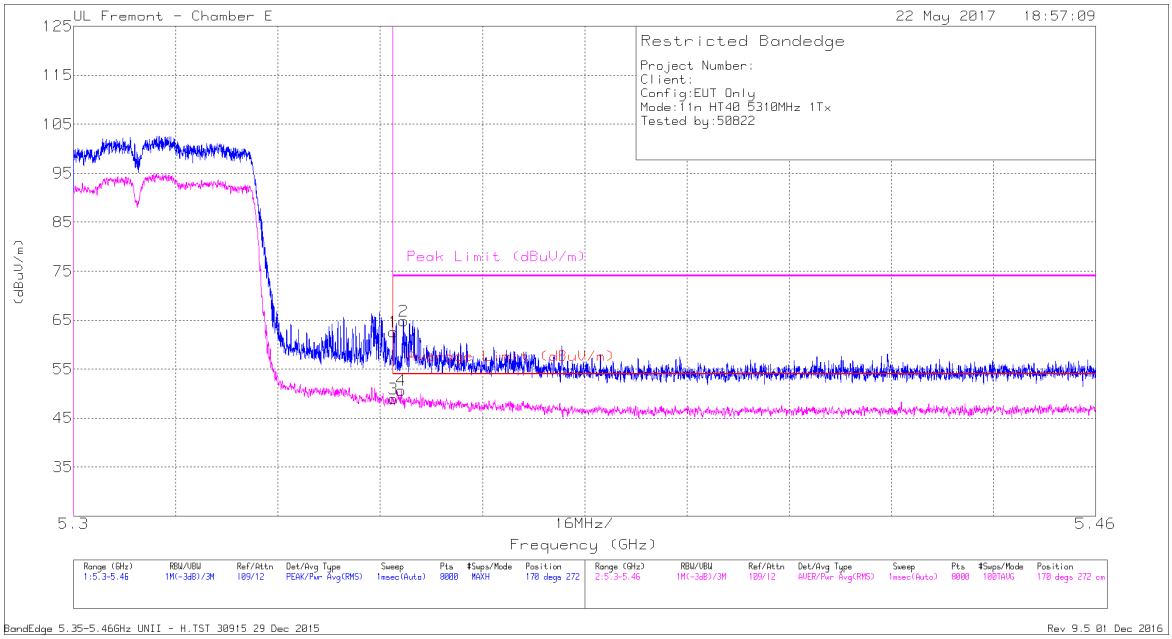

Marker	Frequency (GHz)	Meter Reading (dBuV)	Det	AF T136 (dB/m)	Amp/Cbl/Fltr/Pad (dB)	DC Corr (dB)	Corrected Reading (dBuV/m)	Average Limit (dBuV/m)	Margin (dB)	Peak Limit (dBuV/m)	PK Margin (dB)	Azimuth (Degs)	Height (cm)	Polarity
1	* 5.35	46.66	Pk	35.2	-19.3	0	62.56	-	-	74	-11.44	170	272	H
2	* 5.352	48.96	Pk	35.2	-19.3	0	64.86	-	-	74	-9.14	170	272	H
3	* 5.35	32.97	RMS	35.2	-19.3	.1	48.97	54	-5.03	-	-	170	272	H
4	* 5.351	34.77	RMS	35.2	-19.3	.1	50.77	54	-3.23	-	-	170	272	H

* - indicates frequency in CFR47 Pt 15 / IC RSS-Restricted Band
Pk - Peak detector
RMS - RMS detection
BandEdge 5.35-5.46GHz UNII - H.TST 30915 29 Dec 2015
Rev 9.5 01 Dec 2016

This report shall not be reproduced except in full, without the written approval of UL Verification Services Inc.

HIGH CHANNEL VERTICAL PLOT

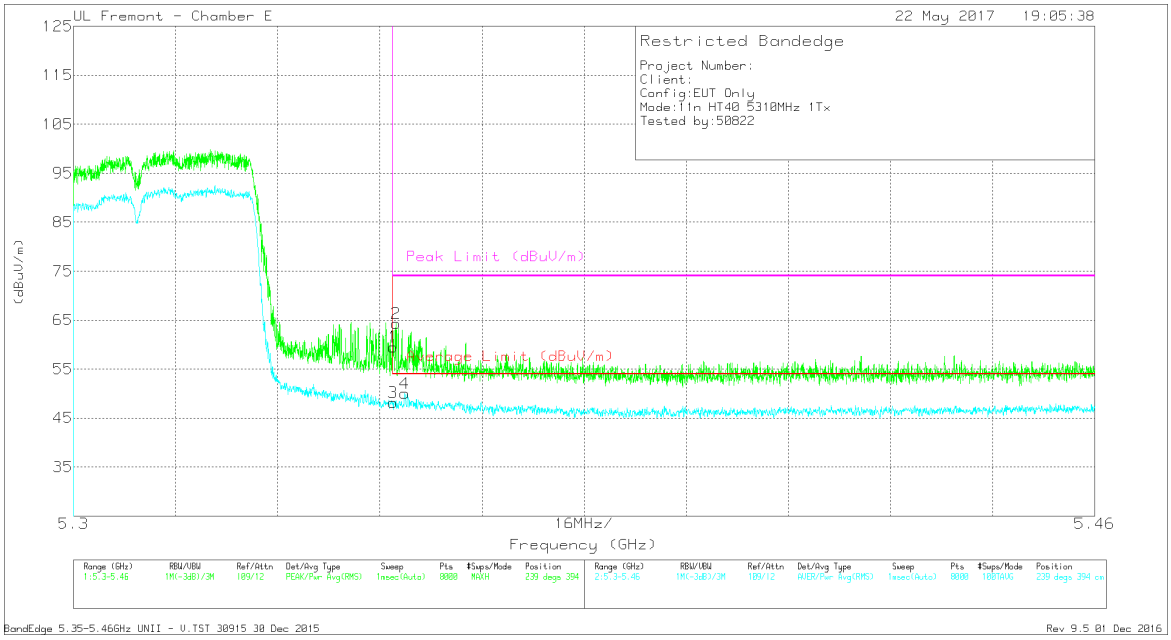

Marker	Frequency (GHz)	Meter Reading (dBuV)	Det	AF T136 (dB/m)	Amp/Cbl/Fltr/Pad (dB)	DC Corr (dB)	Corrected Reading (dBuV/m)	Average Limit (dBuV/m)	Margin (dB)	Peak Limit (dBuV/m)	PK Margin (dB)	Azimuth (Degs)	Height (cm)	Polarity
1	* 5.35	43.64	Pk	35.2	-19.3	0	59.54	-	-	74	-14.46	239	394	V
2	* 5.351	48.42	Pk	35.2	-19.3	0	64.32	-	-	74	-9.68	239	394	V
3	* 5.35	32.29	RMS	35.2	-19.3	.1	48.29	54	-5.71	-	-	239	394	V
4	* 5.352	34.15	RMS	35.2	-19.3	.1	50.15	54	-3.85	-	-	239	394	V

* - indicates frequency in CFR47 Pt 15 / IC RSS-Restricted Band
Pk - Peak detector
RMS - RMS detection
BandEdge 5.35-5.46GHz UNII - V.TST 30915 30 Dec 2015
Rev 9.5 01 Dec 2016

This report shall not be reproduced except in full, without the written approval of UL Verification Services Inc.

9.1.14. 802.11n HT40 LAT 3 1Tx MODE IN THE 5.3 GHz BAND

RESTRICTED BANDEDGE,LAT 3 (HIGH CHANNEL)

HIGH CHANNEL HORIZONTAL PLOT

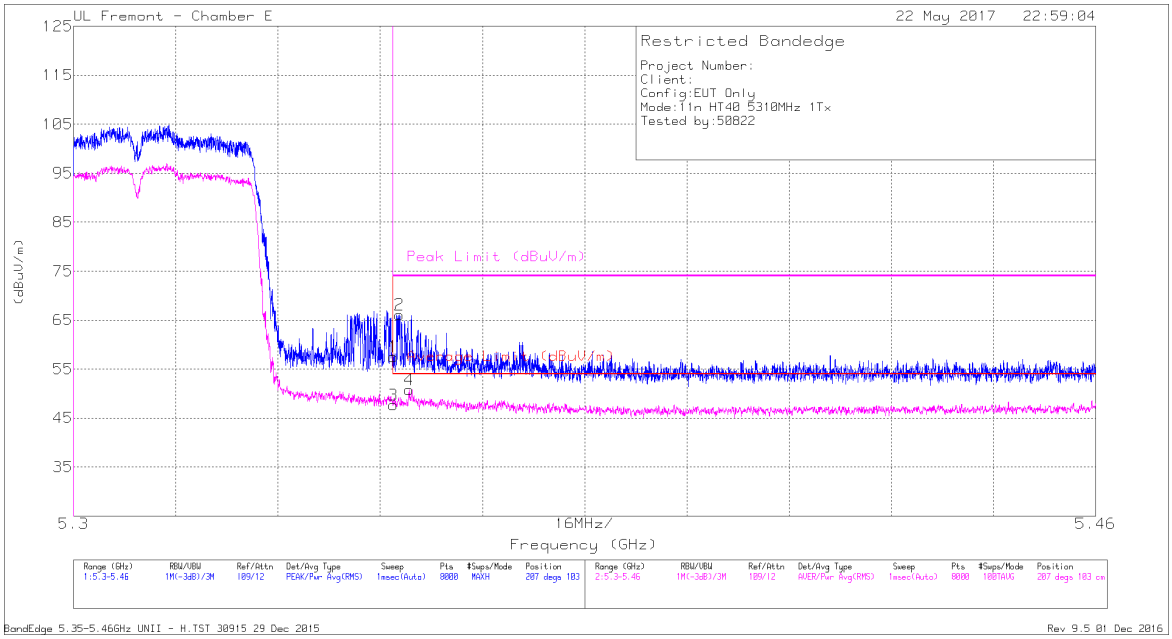

Marker	Frequency (GHz)	Meter Reading (dBuV)	Det	AF T136 (dB/m)	Amp/Cbl/Fltr/Pad (dB)	DC Corr (dB)	Corrected Reading (dBuV/m)	Average Limit (dBuV/m)	Margin (dB)	Peak Limit (dBuV/m)	PK Margin (dB)	Azimuth (Degs)	Height (cm)	Polarity
1	* 5.35	41.65	Pk	35.2	-19.3	0	57.55	-	-	74	-16.45	207	103	H
2	* 5.351	50.22	Pk	35.2	-19.3	0	66.12	-	-	74	-7.88	207	103	H
3	* 5.35	31.78	RMS	35.2	-19.3	.1	47.78	54	-6.22	-	-	207	103	H
4	* 5.353	34.94	RMS	35.2	-19.3	.1	50.94	54	-3.06	-	-	207	103	H

* - indicates frequency in CFR47 Pt 15 / IC RSS-Restricted Band
Pk - Peak detector
RMS - RMS detection
BandEdge 5.35-5.46GHz UNII - H.TST 30915 29 Dec 2015
Rev 9.5 01 Dec 2016

This report shall not be reproduced except in full, without the written approval of UL Verification Services Inc.

HIGH CHANNEL VERTICAL PLOT

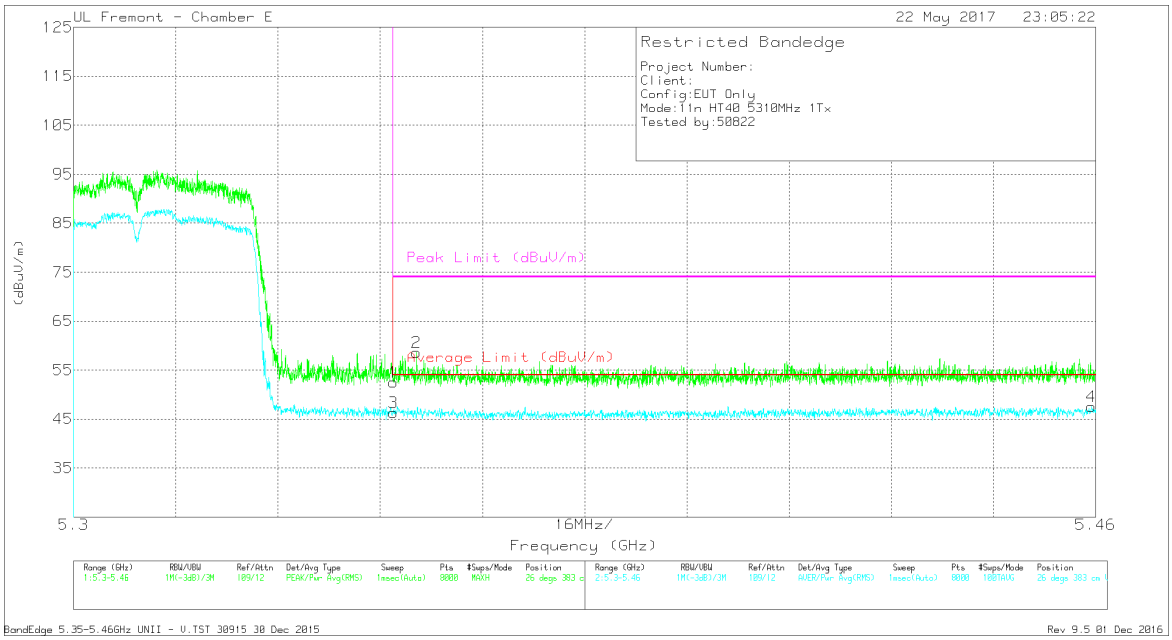

Marker	Frequency (GHz)	Meter Reading (dBuV)	Det	AF T136 (dB/m)	Amp/Cbl/Fltr/Pad (dB)	DC Corr (dB)	Corrected Reading (dBuV/m)	Average Limit (dBuV/m)	Margin (dB)	Peak Limit (dBuV/m)	PK Margin (dB)	Azimuth (Degs)	Height (cm)	Polarity
1	* 5.35	36.67	Pk	35.2	-19.3	0	52.57	-	-	74	-21.43	26	383	V
2	* 5.354	42.73	Pk	35.2	-19.3	0	58.63	-	-	74	-15.37	26	383	V
3	* 5.35	30.46	RMS	35.2	-19.3	.1	46.46	54	-7.54	-	-	26	383	V
4	* 5.459	31.77	RMS	35.1	-19.3	.1	47.67	54	-6.33	-	-	26	383	V

* - indicates frequency in CFR47 Pt 15 / IC RSS-Restricted Band
Pk - Peak detector
RMS - RMS detection
BandEdge 5.35-5.46GHz UNII - V.TST 30915 30 Dec 2015
Rev 9.5 01 Dec 2016

This report shall not be reproduced except in full, without the written approval of UL Verification Services Inc.

9.1.15. 11n HT40 2TX CDD MIMO MODE IN THE 5.3GHz BAND

AUTHORIZED BANDEDGE (HIGH CHANNEL)

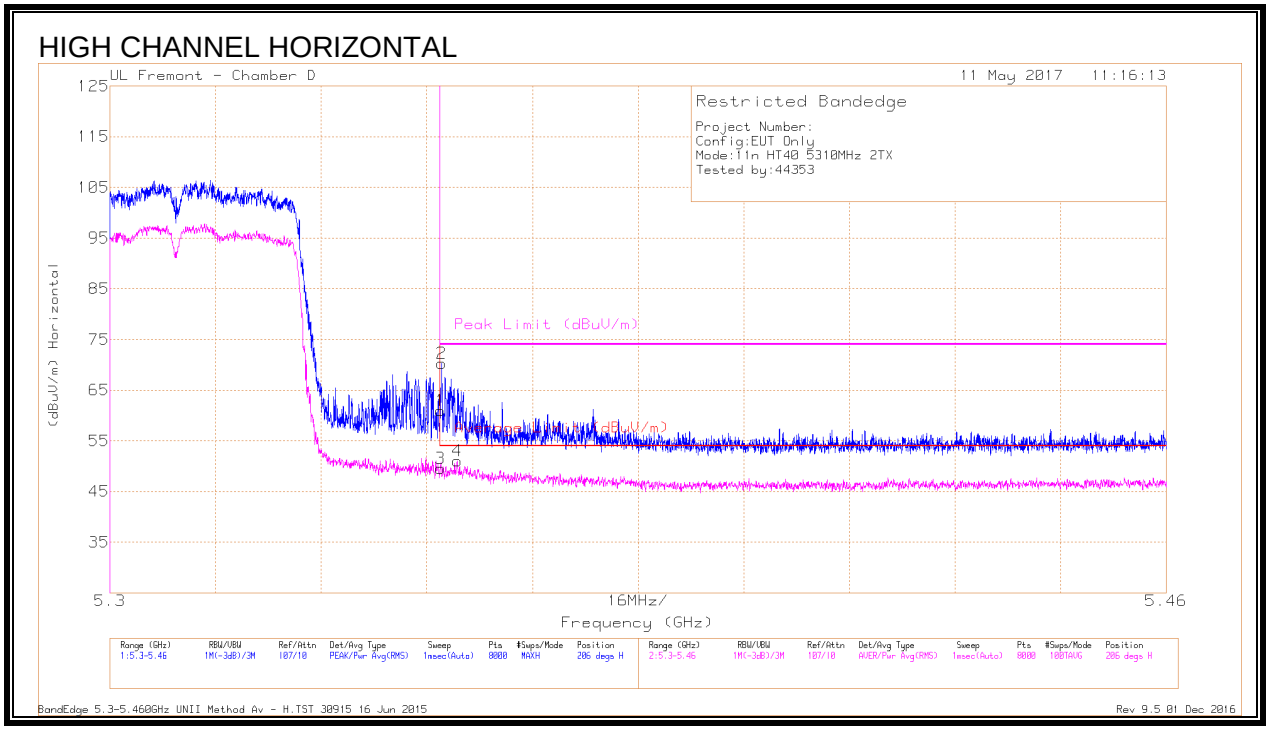

Marker	Frequency (GHz)	Meter Reading (dBuV)	Det	AF T120 (dB/m)	Amp/Cbl/Fltr/Pad (dB)	DC Corr (dB)	Corrected Reading (dBuV/m)	Average Limit (dBuV/m)	Margin (dB)	Peak Limit (dBuV/m)	PK Margin (dB)	Azimuth (Degs)	Height (cm)	Polarity
1	* 5.35	44.74	Pk	34.6	-18.4	0	60.94	-	-	74	-13.06	206	105	H
2	* 5.35	54.08	Pk	34.6	-18.4	0	70.28	-	-	74	-3.72	206	105	H
3	* 5.35	33.3	RMS	34.6	-18.4	.1	49.6	54	-4.4	-	-	206	105	H
4	* 5.353	34.74	RMS	34.6	-18.4	.1	51.04	54	-2.96	-	-	206	105	H

* - indicates frequency in CFR47 Pt 15 / IC RSS-Restricted Band
Pk - Peak detector
RMS - RMS detection
BandEdge 5.3-5.460GHz UNII Method Av - H.TST 30915 16 Jun 2015
Rev 9.5 01 Dec 2016

This report shall not be reproduced except in full, without the written approval of UL Verification Services Inc.

HIGH CHANNEL VERTICAL

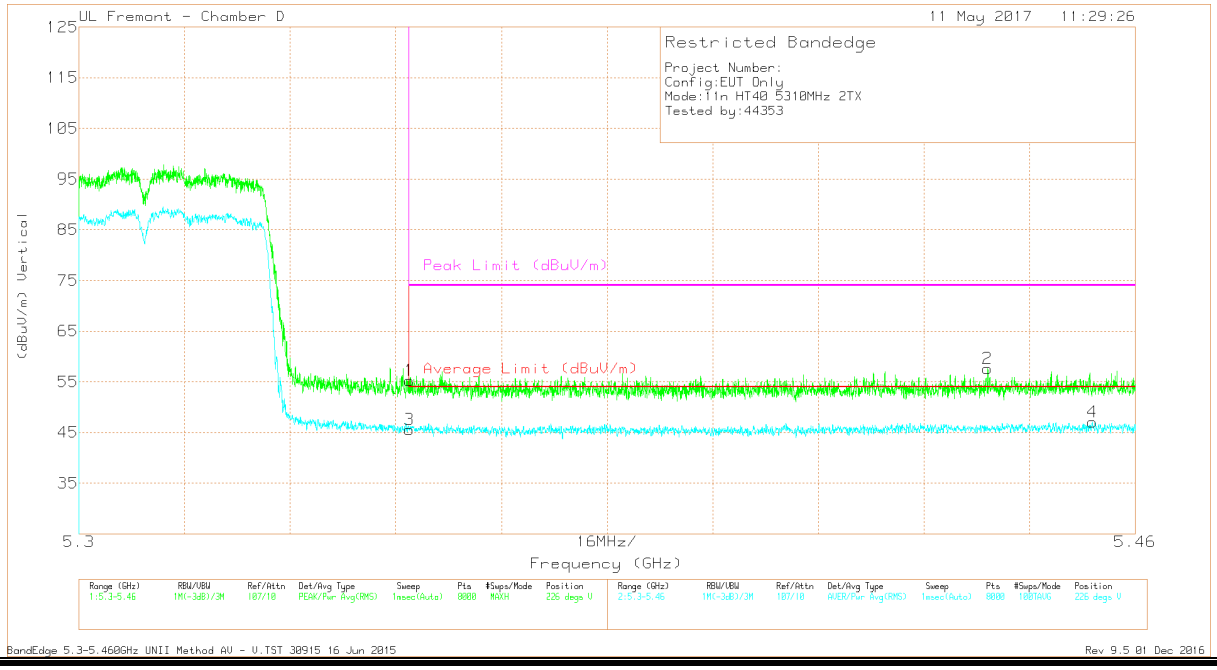

Marker	Frequency (GHz)	Meter Reading (dBuV)	Det	AF T120 (dB/m)	Amp/Cbl /Fltr/Pad (dB)	DC	Corrected Reading (dBuV/m)	Average Limit (dBuV/m)	Margin (dB)	Peak Limit (dBuV/m)	PK Margin (dB)	Azimuth (Degs)	Height (cm)	Polarity
1	* 5.35	39.06	Pk	34.6	-18.4	0	55.26	-	-	74	-18.74	226	114	V
2	* 5.438	41.12	Pk	34.7	-18.2	0	57.62	-	-	74	-16.38	226	114	V
3	* 5.35	29.4	RMS	34.6	-18.4	.1	45.7	54	-8.3	-	-	226	114	V
4	* 5.454	30.41	RMS	34.7	-18	.1	47.21	54	-6.79	-	-	226	114	V

* - indicates frequency in CFR47 Pt 15 / IC RSS-Restricted Band
Pk - Peak detector
RMS - RMS detection
BandEdge 5.3-5.460GHz UNII Method AV - V.TST 30915 16 Jun 2015
Rev 9.5 01 Dec 2016

UL VERIFICATION SERVICES INC. FORM NO: CCSUP4701J
47173 BENICIA STREET, FREMONT, CA 94538, USA TEL: (510) 771-1000 FAX: (510) 661-0888
This report shall not be reproduced except in full, without the written approval of UL Verification Services Inc.

HARMONICS AND SPURIOUS EMISSIONS

LOW CHANNEL HORIZONTAL

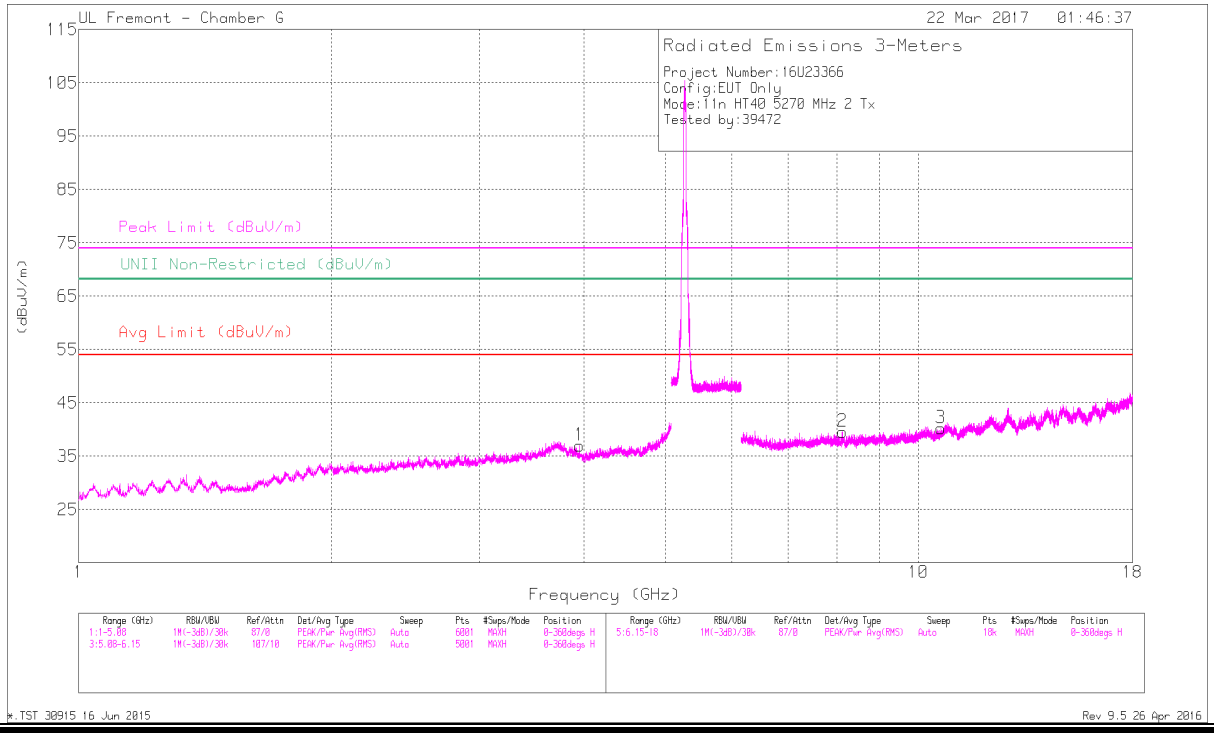

LOW CHANNEL VERTICAL

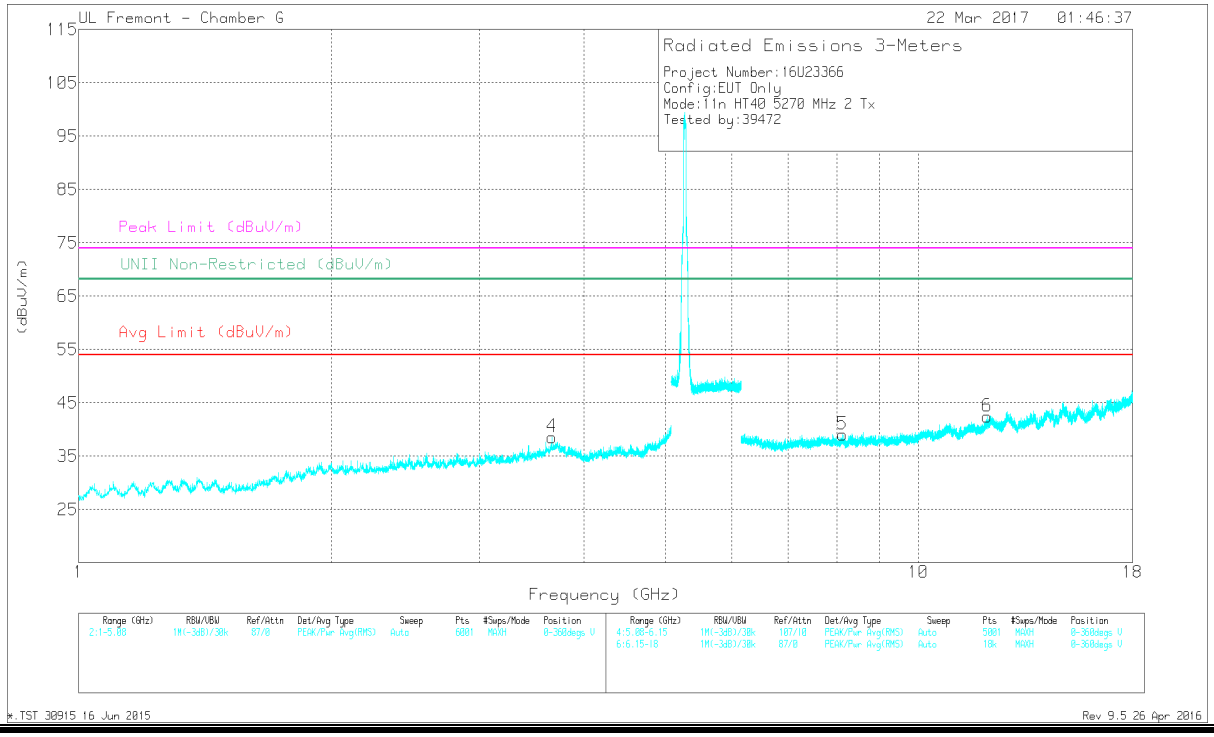

This report shall not be reproduced except in full, without the written approval of UL Verification Services Inc.

DATA

Marker	Frequency (GHz)	Meter Reading (dBuV)	Det	AF T136 (dB/m)	Amp/Cbl/Flt r/Pad (dB)	DC Corr (dB)	Corrected Reading (dBuV/m)	Avg Limit (dBuV/m)	Margin (dB)	Peak Limit (dBuV/m)	PK Margin (dB)	UNII Non-Restricted (dBuV/m)	PK Margin (dB)	Azimuth (Degs)	Height (cm)	Polarity
1	* 3.948	40.09	PK-U	33.7	-32.3	0	41.49	-	-	74	-32.51	-	-	60	231	H
	* 3.951	29.87	ADR	33.7	-32.3	.1	31.37	54	-22.63	-	-	-	-	60	231	H
2	* 8.131	37.78	PK-U	35.8	-28.8	0	44.78	-	-	74	-29.22	-	-	289	199	V
	* 8.13	27.18	ADR	35.8	-28.8	.1	34.28	54	-19.72	-	-	-	-	289	199	V
3	* 10.648	35.34	PK-U	37.5	-26.7	0	46.14	-	-	74	-27.86	-	-	325	125	H
	* 10.649	25.17	ADR	37.5	-26.7	.1	36.07	54	-17.93	-	-	-	-	325	125	H
4	* 3.662	40.25	PK-U	34.2	-32.2	0	42.25	-	-	74	-31.75	-	-	168	271	V
	* 3.661	30.25	ADR	34.2	-32.2	.1	32.35	54	-21.65	-	-	-	-	168	271	V
5	* 8.129	38.66	PK-U	35.8	-28.8	0	45.66	-	-	74	-28.34	-	-	245	228	H
	* 8.129	28.15	ADR	35.8	-28.8	.1	35.25	54	-18.75	-	-	-	-	245	228	H
6	* 12.086	34.64	PK-U	39.1	-26.1	0	47.64	-	-	74	-26.36	-	-	180	286	V
	* 12.089	24.51	ADR	39.1	-26.1	.1	37.61	54	-16.39	-	-	-	-	180	286	V

* - indicates frequency in CFR47 Pt 15 / IC RSS-Restricted Band
PK-U - U-NII: Maximum Peak
ADR - U-NII AD primary method, RMS average
*.TST 30915 16 Jun 2015
Rev 9.5 26 Apr 2016

UL VERIFICATION SERVICES INC. FORM NO: CCSUP4701J
47173 BENICIA STREET, FREMONT, CA 94538, USA TEL: (510) 771-1000 FAX: (510) 661-0888
This report shall not be reproduced except in full, without the written approval of UL Verification Services Inc.

HIGH CHANNEL HORIZONTAL

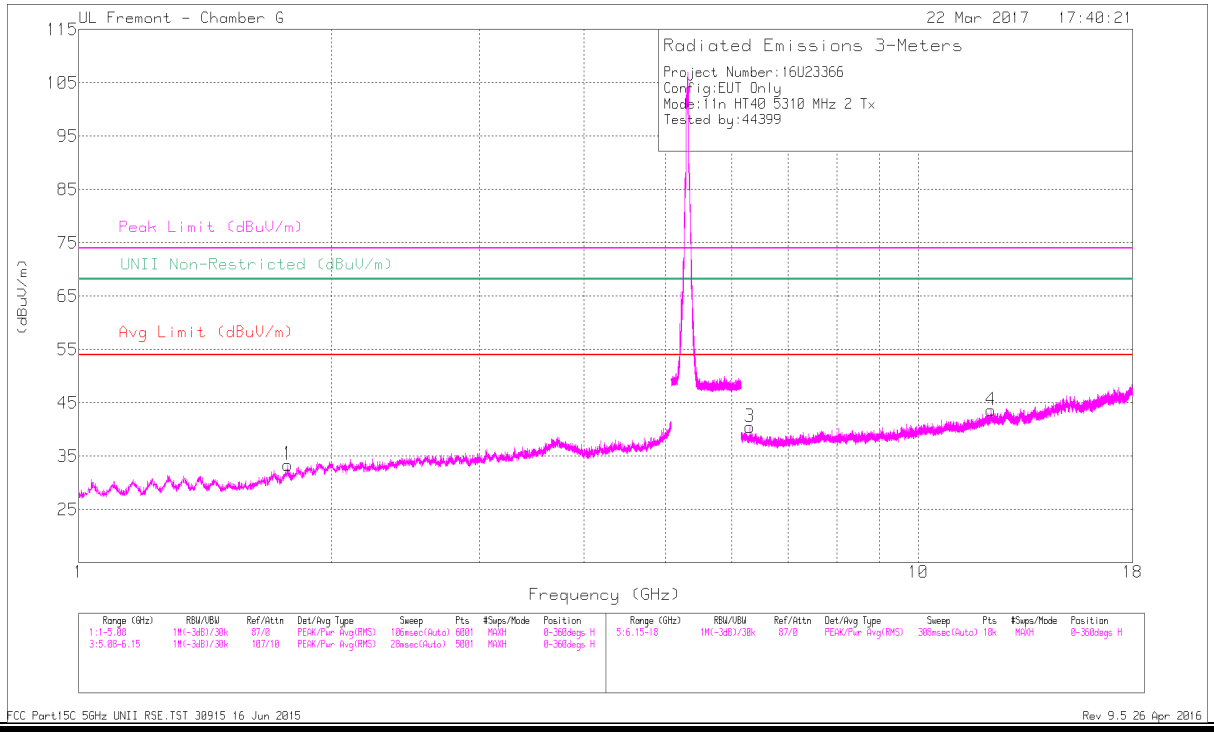

HIGH CHANNEL VERTICAL

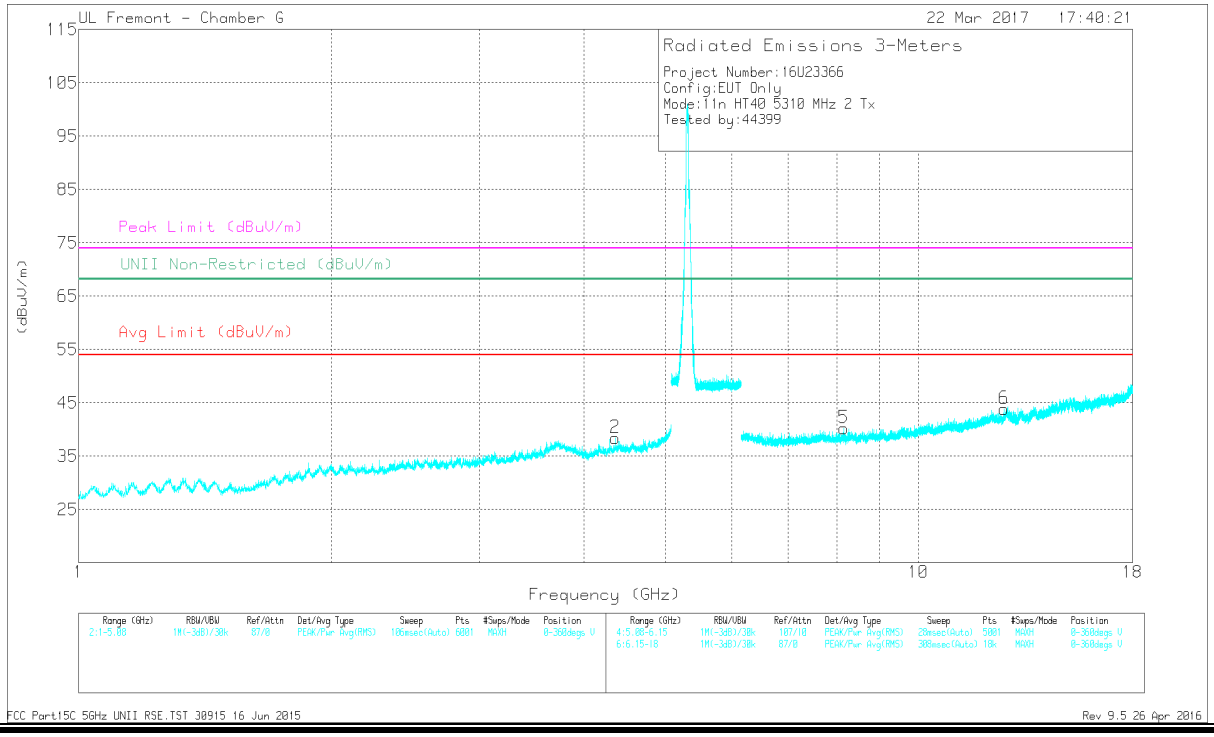

UL VERIFICATION SERVICES INC. FORM NO: CCSUP4701J
47173 BENICIA STREET, FREMONT, CA 94538, USA TEL: (510) 771-1000 FAX: (510) 661-0888
This report shall not be reproduced except in full, without the written approval of UL Verification Services Inc.

DATA

Marker	Frequency (GHz)	Meter Reading (dBuV)	Det	AF T136 (dB/m)	Amp/Cbl/Fltr/Pad (dB)	DC Corr (dB)	Corrected Reading (dBuV/m)	Avg Limit (dBuV/m)	Margin (dB)	Peak Limit (dBuV/m)	PK Margin (dB)	UNII Non-Restricted (dBuV/m)	PK Margin (dB)	Azimuth (Degs)	Height (cm)	Polarity
2	* 4.356	40.13	PK-U	34	-31.4	0	42.73	-	-	74	-31.27	-	-	140	122	V
	* 4.354	29.31	ADR	34	-31.4	.1	32.01	54	-21.99	-	-	-	-	140	122	V
4	* 12.217	35.75	PK-U	39.2	-25.5	0	49.45	-	-	74	-24.55	-	-	200	359	H
	* 12.218	25.49	ADR	39.2	-25.5	.1	39.29	54	-14.71	-	-	-	-	200	359	H
5	* 8.155	38.8	PK-U	35.8	-29.1	0	45.5	-	-	74	-28.5	-	-	42	108	V
	* 8.154	28.68	ADR	35.8	-29.1	.1	35.48	54	-18.52	-	-	-	-	42	108	V
6	* 12.653	35.61	PK-U	39.3	-25.6	0	49.31	-	-	74	-24.69	-	-	334	177	V
	* 12.656	25.86	ADR	39.3	-25.6	.1	39.66	54	-14.34	-	-	-	-	334	177	V
1	1.773	44.28	PK-U	30.1	-33.9	0	40.48	-	-	-	-	68.2	-27.72	339	392	H
2	6.305	40.38	PK-U	35.6	-31.1	0	44.88	-	-	-	-	68.2	-23.32	93	301	H

* - indicates frequency in CFR47 Pt 15 / IC RSS-Restricted Band
PK-U - U-NII: Maximum Peak
ADR - U-NII AD primary method, RMS average
FCC Part15C 5GHz UNII RSE.TST 30915 16 Jun 2015
Rev 9.5 26 Apr 2016

UL VERIFICATION SERVICES INC. FORM NO: CCSUP4701J
47173 BENICIA STREET, FREMONT, CA 94538, USA TEL: (510) 771-1000 FAX: (510) 661-0888
This report shall not be reproduced except in full, without the written approval of UL Verification Services Inc.

9.1.16. 802.11ac VHT80 UAT 2 1Tx MODE IN THE 5.3 GHz BAND

RESTRICTED BANDEDGE, UAT 2 (HIGH CHANNEL, CH 58)

CHANNEL 58 HORIZONTAL PLOT

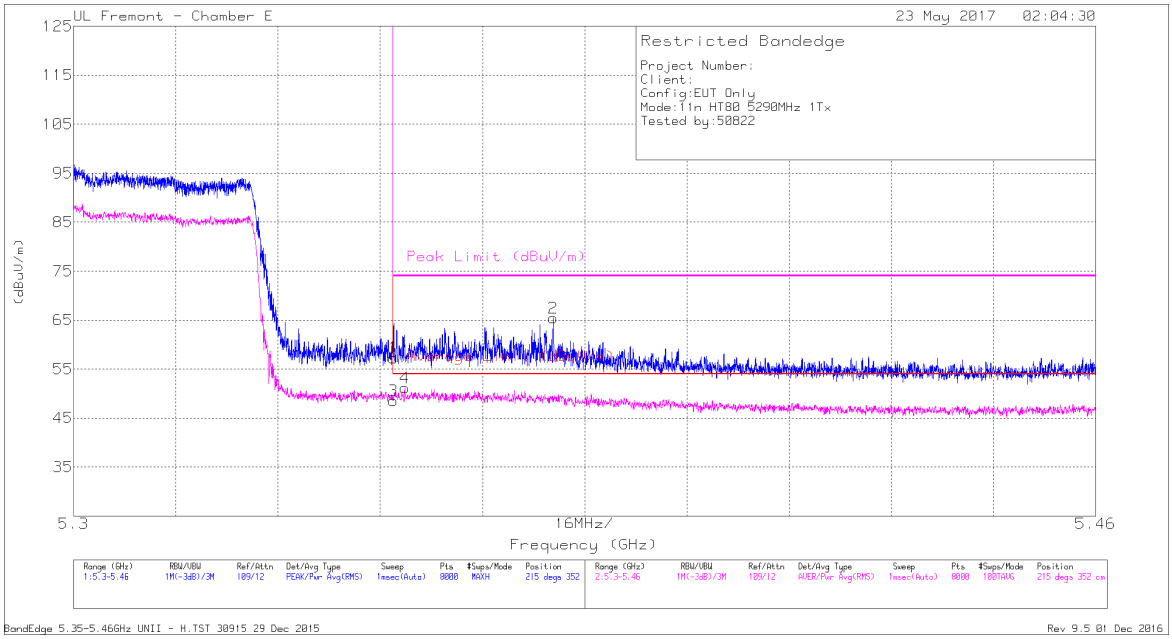

Marker	Frequency (GHz)	Meter Reading (dBuV)	Det	AF T136 (dB/m)	Amp/Cbl/Fltr/Pad (dB)	DC Corr (dB)	Corrected Reading (dBuV/m)	Average Limit (dBuV/m)	Margin (dB)	Peak Limit (dBuV/m)	PK Margin (dB)	Azimuth (Degs)	Height (cm)	Polarity
1	* 5.35	41.41	Pk	35.2	-19.3	0	57.31	-	-	74	-16.69	215	352	H
2	* 5.375	49.62	Pk	35.2	-19.4	0	65.42	-	-	74	-8.58	215	352	H
3	* 5.35	32.67	RMS	35.2	-19.3	.2	48.77	54	-5.23	-	-	215	352	H
4	* 5.352	35.26	RMS	35.2	-19.3	.2	51.36	54	-2.64	-	-	215	352	H

* - indicates frequency in CFR47 Pt 15 / IC RSS-Restricted Band
Pk - Peak detector
RMS - RMS detection
BandEdge 5.35-5.46GHz UNII - H.TST 30915 29 Dec 2015
Rev 9.5 01 Dec 2016

This report shall not be reproduced except in full, without the written approval of UL Verification Services Inc.

CHANNEL 58 VERTICAL PLOT

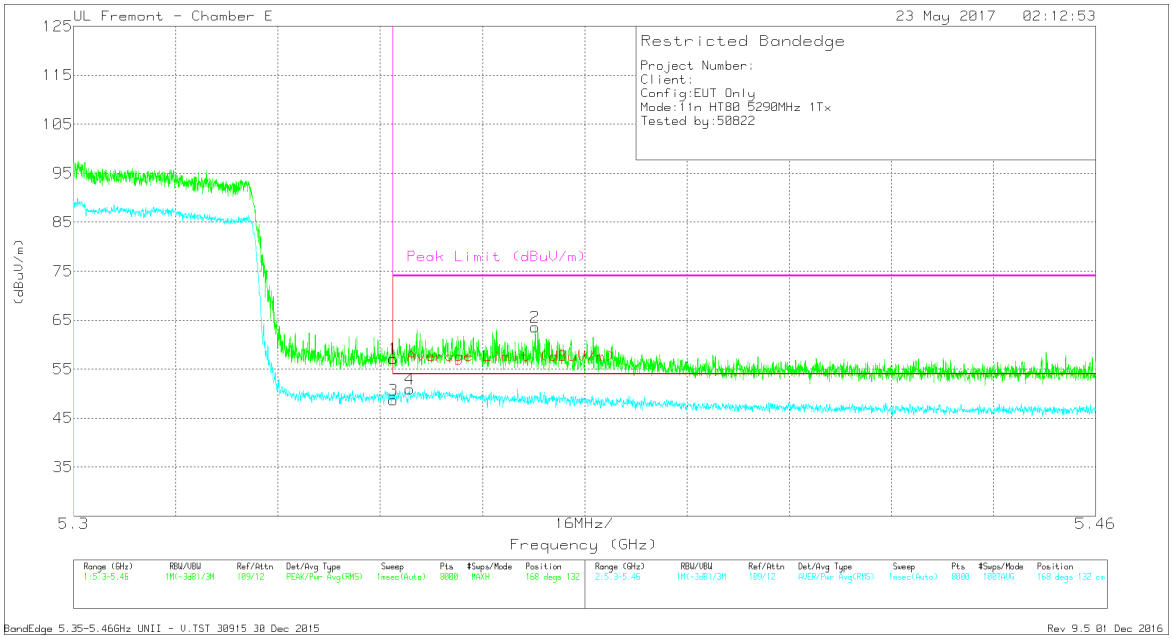

Marker	Frequency (GHz)	Meter Reading (dBuV)	Det	AF T136 (dB/m)	Amp/Cbl/Fltr/Pad (dB)	DC Corr (dB)	Corrected Reading (dBuV/m)	Average Limit (dBuV/m)	Margin (dB)	Peak Limit (dBuV/m)	PK Margin (dB)	Azimuth (Degs)	Height (cm)	Polarity
1	* 5.35	41.25	Pk	35.2	-19.3	0	57.15	-	-	74	-16.85	168	132	V
2	* 5.372	47.72	Pk	35.2	-19.4	0	63.52	-	-	74	-10.48	168	132	V
3	* 5.35	32.82	RMS	35.2	-19.3	.2	48.92	54	-5.08	-	-	168	132	V
4	* 5.353	35.06	RMS	35.2	-19.3	.2	51.16	54	-2.84	-	-	168	132	V

* - indicates frequency in CFR47 Pt 15 / IC RSS-Restricted Band
Pk - Peak detector
RMS - RMS detection
BandEdge 5.35-5.46GHz UNII - V.TST 30915 30 Dec 2015
Rev 9.5 01 Dec 2016

This report shall not be reproduced except in full, without the written approval of UL Verification Services Inc.

9.1.17. 802.11ac VHT80 LAT 3 1Tx MODE IN THE 5.3 GHz BAND

RESTRICTED BANDEDGE, LAT 3 (HIGH CHANNEL, CH 58)

CHANNEL 58 HORIZONTAL PLOT

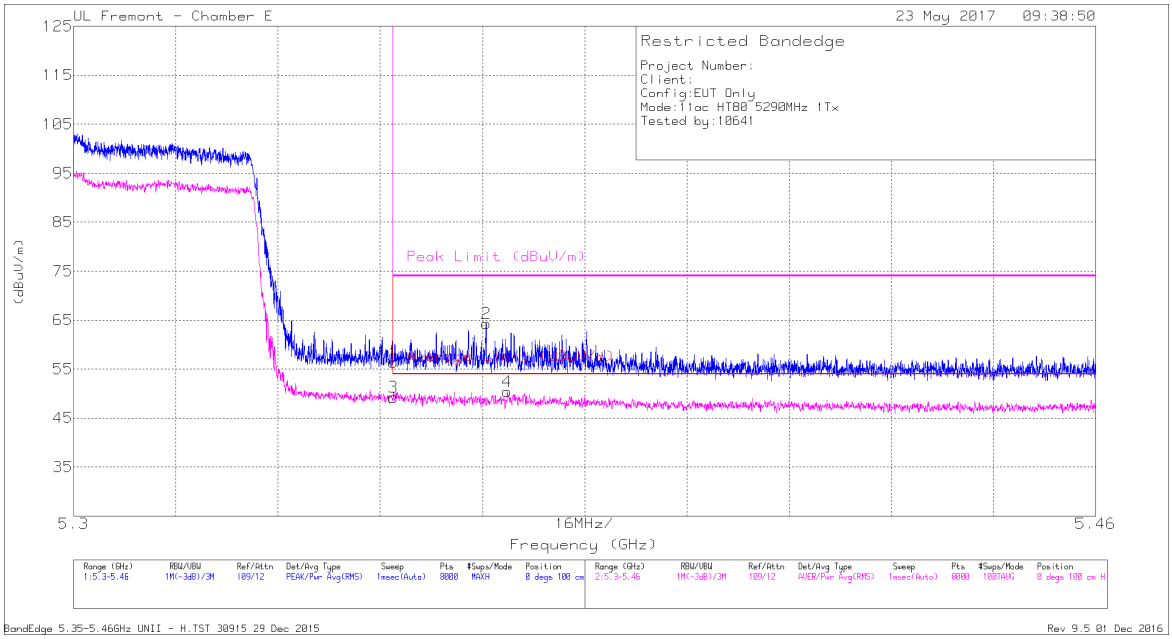

Marker	Frequency (GHz)	Meter Reading (dBuV)	Det	AF T136 (dB/m)	Amp/ Cbl/Flt r/Pad (dB)	DC Corr (dB)	Corrected Reading (dBuV /m)	Average Limit (dBuV /m)	Margin (dB)	Peak Limit (dBuV /m)	PK Margin (dB)	Azimuth (Degs)	Height (cm)	Polarity
1	* 5.35	40.5	Pk	35.2	-19.3	0	56.4	-	-	74	-17.6	0	100	H
2	* 5.365	48.54	Pk	35.2	-19.4	0	64.34	-	-	74	-9.66	0	100	H
3	* 5.35	33.14	RMS	35.2	-19.3	.2	49.24	54	-4.76	-	-	0	100	H
4	* 5.368	34.39	RMS	35.2	-19.4	.2	50.39	54	-3.61	-	-	0	100	H

* - indicates frequency in CFR47 Pt 15 / IC RSS-Restricted Band
Pk - Peak detector
RMS - RMS detection
BandEdge 5.35-5.46GHz UNII - H.TST 30915 29 Dec 2015
Rev 9.5 01 Dec 2016

This report shall not be reproduced except in full, without the written approval of UL Verification Services Inc.

CHANNEL 58 VERTICAL PLOT

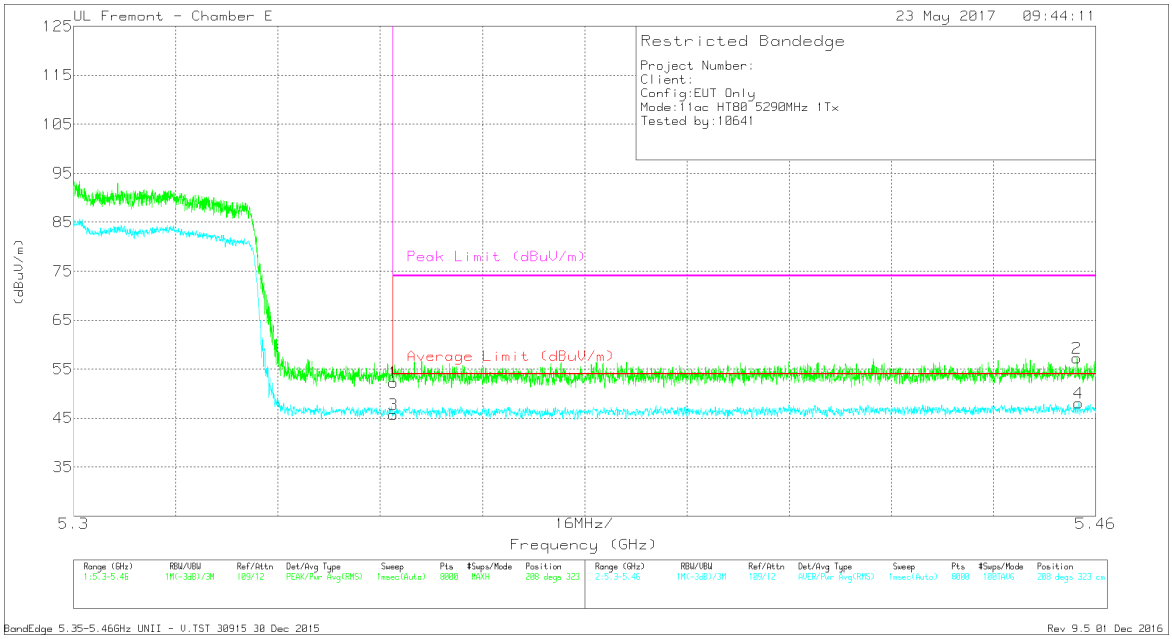

Marker	Frequency (GHz)	Meter Reading (dBuV)	Det	AF T136 (dB/m)	Amp/ Cbl/Flt r/Pad (dB)	DC Corr (dB)	Corrected Reading (dBuV/m)	Average Limit (dBuV/m)	Margin (dB)	Peak Limit (dBuV/m)	PK Margin (dB)	Azimuth (Degs)	Height (cm)	Polarity
1	* 5.35	36.41	Pk	35.2	-19.3	0	52.31	-	-	74	-21.69	208	323	V
2	* 5.457	41.51	Pk	35.1	-19.4	0	57.21	-	-	74	-16.79	208	323	V
3	* 5.35	29.63	RMS	35.2	-19.3	.2	45.73	54	-8.27	-	-	208	323	V
4	* 5.457	32.2	RMS	35.1	-19.4	.2	48.1	54	-5.9	-	-	208	323	V

* - indicates frequency in CFR47 Pt 15 / IC RSS-Restricted Band
Pk - Peak detector
RMS - RMS detection
BandEdge 5.35-5.46GHz UNII - V.TST 30915 30 Dec 2015
Rev 9.5 01 Dec 2016

This report shall not be reproduced except in full, without the written approval of UL Verification Services Inc.

9.1.18. 11ac VHT80 2TX CDD MIMO MODE IN THE 5.3GHz BAND

AUTHORIZED BANDEDGE (HIGH CHANNEL)

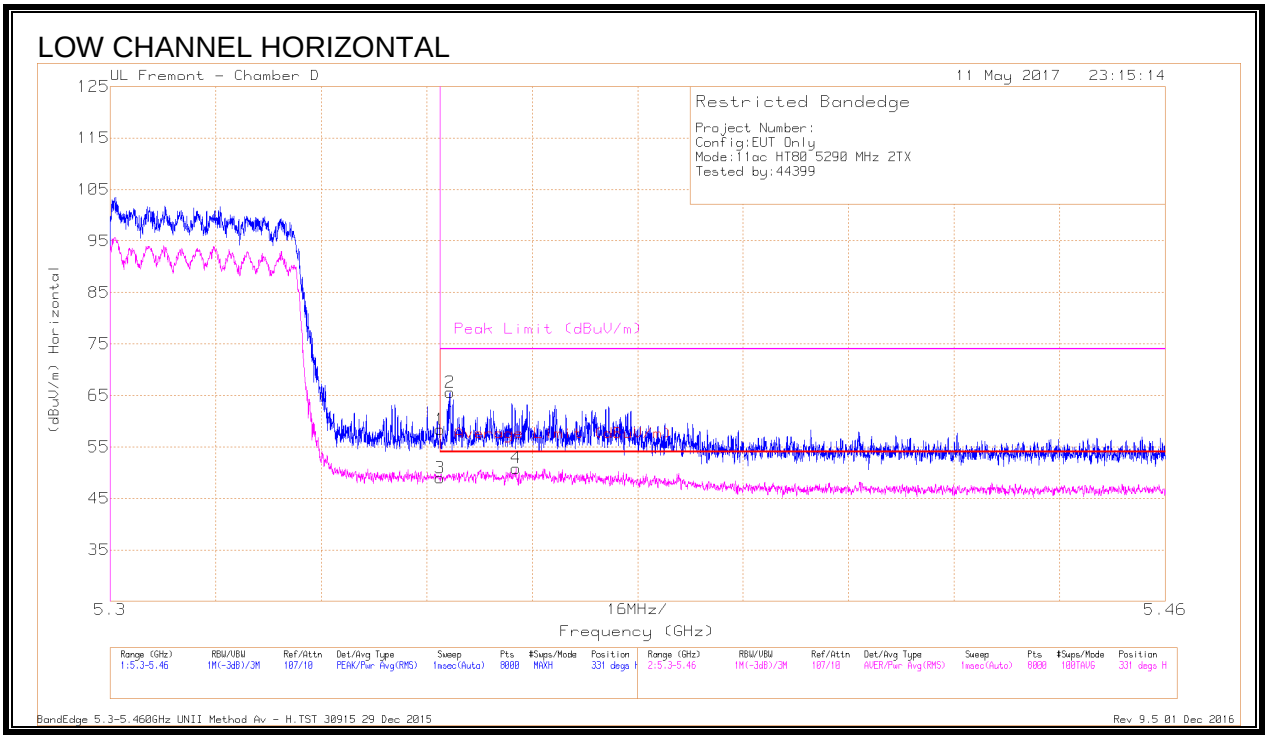

Marker	Frequency (GHz)	Meter Reading (dBuV)	Det	AF T120 (dB/m)	Amp/Cbl/Fltr/Pad (dB)	DC Corr (dB)	Corrected Reading (dBuV/m)	Average Limit (dBuV/m)	Margin (dB)	Peak Limit (dBuV/m)	PK Margin (dB)	Azimuth (Degs)	Height (cm)	Polarity
1	* 5.35	42.19	Pk	34.6	-18.4	0	58.39	-	-	74	-15.61	331	137	H
2	* 5.352	49.39	Pk	34.6	-18.4	0	65.59	-	-	74	-8.41	331	137	H
3	* 5.35	32.55	RMS	34.6	-18.4	.2	48.95	54	-5.05	-	-	331	137	H
4	* 5.362	34.48	RMS	34.6	-18.4	.2	50.88	54	-3.12	-	-	331	137	H

* - indicates frequency in CFR47 Pt 15 / IC RSS-Restricted Band
Pk - Peak detector
RMS - RMS detection
BandEdge 5.3-5.460GHz UNII Method Av - H.TST 30915 29 Dec 2015
Rev 9.5 01 Dec 2016

This report shall not be reproduced except in full, without the written approval of UL Verification Services Inc.

LOW CHANNEL VERTICAL

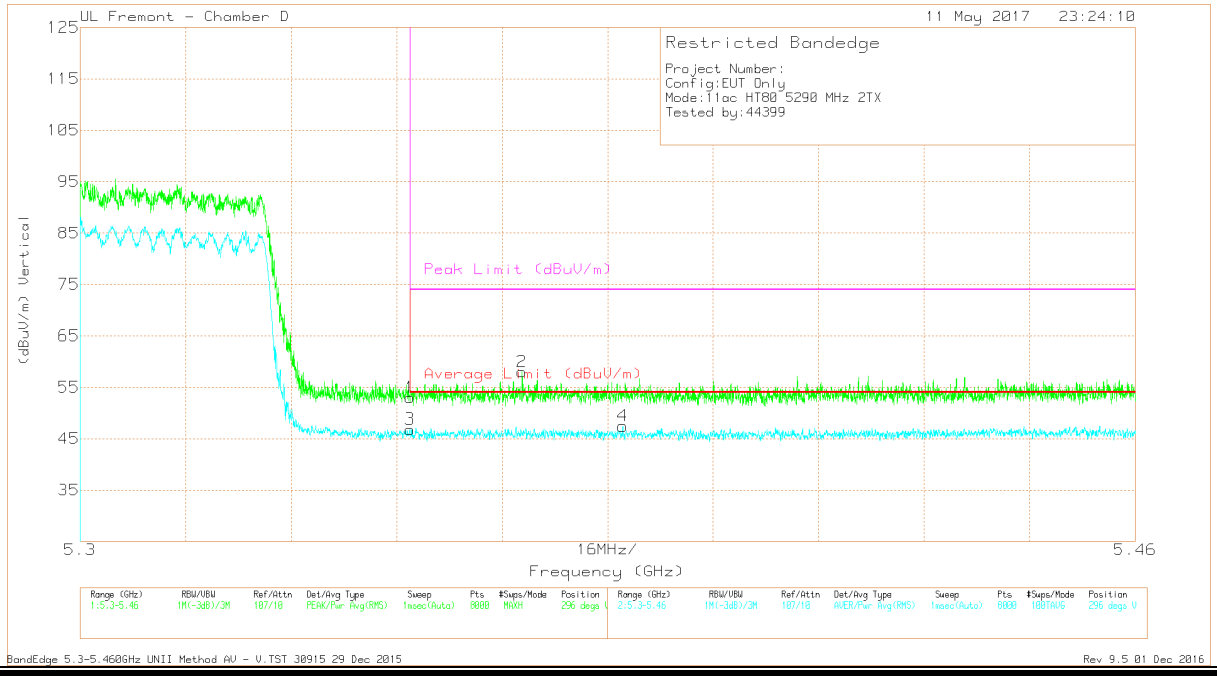

Marker	Frequency (GHz)	Meter Reading (dBuV)	Det	AF T120 (dB/m)	Amp/Cbl/Fltr/Pad (dB)	DC Corr (dB)	Corrected Reading (dBuV/m)	Average Limit (dBuV/m)	Margin (dB)	Peak Limit (dBuV/m)	PK Margin (dB)	Azimuth (Degs)	Height (cm)	Polarity
1	* 5.35	36.78	Pk	34.6	-18.4	0	52.98	-	-	74	-21.02	296	101	V
2	* 5.367	41.83	Pk	34.6	-18.4	0	58.03	-	-	74	-15.97	296	101	V
3	* 5.35	30.42	RMS	34.6	-18.4	.2	46.82	54	-7.18	-	-	296	101	V
4	* 5.382	30.96	RMS	34.6	-18.3	.2	47.46	54	-6.54	-	-	296	101	V

* - indicates frequency in CFR47 Pt 15 / IC RSS-Restricted Band
Pk - Peak detector
RMS - RMS detection
BandEdge 5.3-5.460GHz UNII Method AV - V.TST 30915 29 Dec 2015
Rev 9.5 01 Dec 2016

This report shall not be reproduced except in full, without the written approval of UL Verification Services Inc.

HARMONICS AND SPURIOUS EMISSIONS

LOW CHANNEL HORIZONTAL

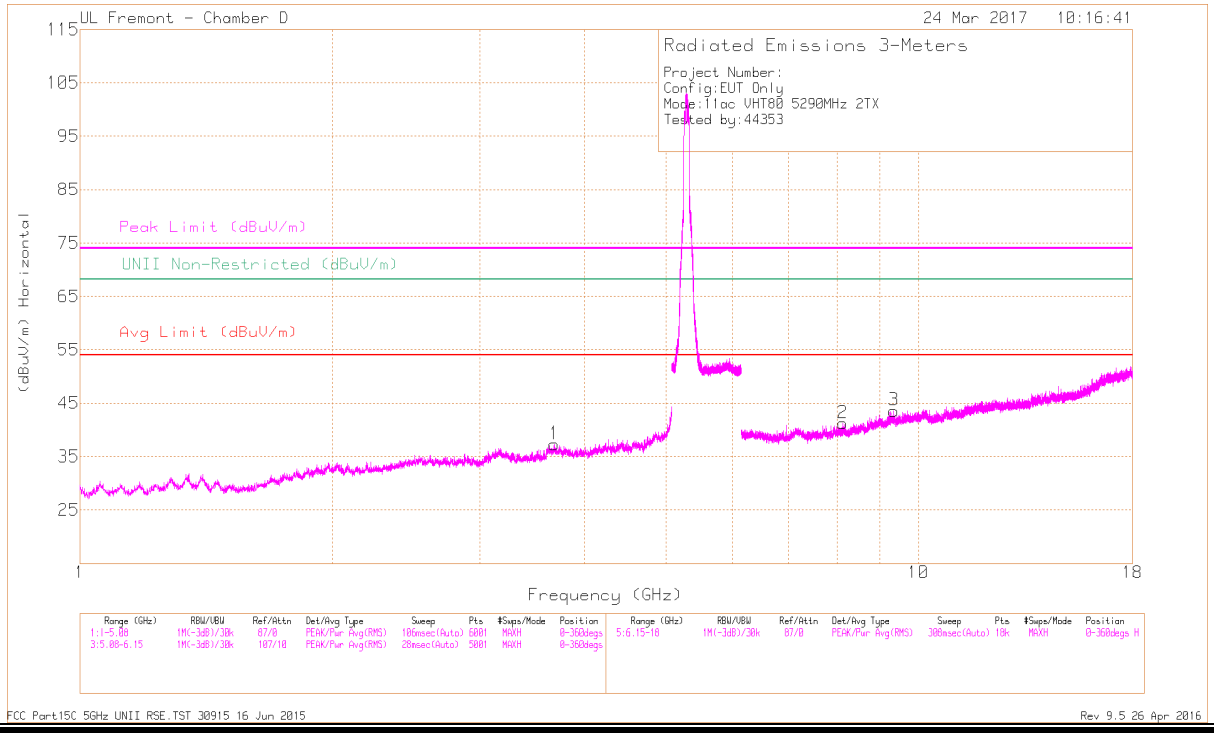

LOW CHANNEL VERTICAL

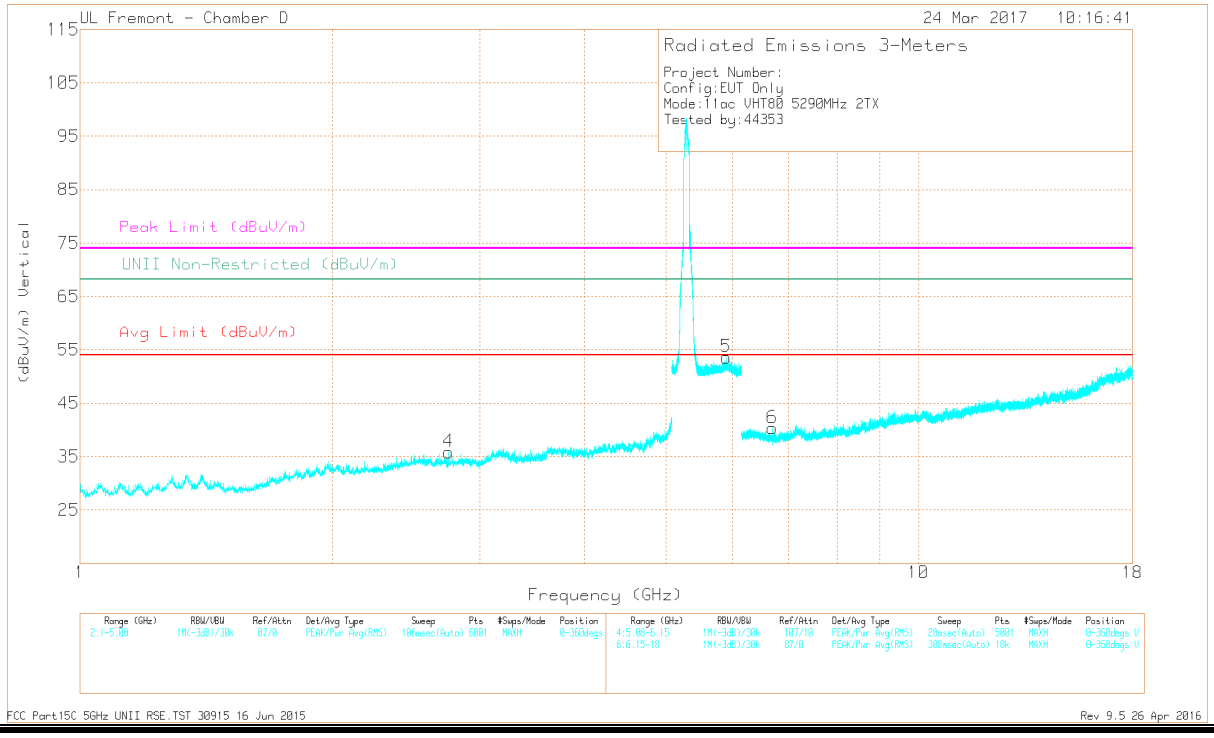

This report shall not be reproduced except in full, without the written approval of UL Verification Services Inc.

DATA

Marker	Frequency (GHz)	Meter Reading (dBuV)	Det	AF T862 (dB/m)	Amp/Cbl/Fltr/Pad (dB)	DC Corr (dB)	Corrected Reading (dBuV/m)	Avg Limit (dBuV/m)	Margin (dB)	Peak Limit (dBuV/m)	PK Margin (dB)	UNII Non-Restricted (dBuV/m)	PK Margin (dB)	Azimuth (Degs)	Height (cm)	Polarity
1	* 3.677	38.63	PK-U	33.2	-29.1	0	42.73	-	-	74	-31.27	-	-	322	201	H
	* 3.679	28.31	ADR	33.2	-29	.2	32.71	54	-21.29	-	-	-	-	322	201	H
4	* 2.754	39.83	PK-U	32.4	-30.1	0	42.13	-	-	74	-31.87	-	-	86	285	V
	* 2.751	28.69	ADR	32.4	-30.1	.2	31.19	54	-22.81	-	-	-	-	86	285	V
2	* 8.126	35.01	PK-U	35.9	-23.7	0	47.21	-	-	74	-26.79	-	-	137	189	H
	* 8.126	24.89	ADR	35.9	-23.7	.2	37.29	54	-16.71	-	-	-	-	137	189	H
3	* 9.349	34.19	PK-U	37	-22.3	0	48.89	-	-	74	-25.11	-	-	55	231	H
	* 9.348	23.83	ADR	37	-22.3	.2	38.73	54	-15.27	-	-	-	-	55	231	H
5	5.902	41.86	PK-U	35.2	-17.3	0	59.76	-	-	-	-	68.2	-8.44	132	327	V
6	6.694	36.09	PK-U	35.6	-26.4	0	45.29	-	-	-	-	68.2	-22.91	118	266	V

* - indicates frequency in CFR47 Pt 15 / IC RSS-Restricted Band
PK-U - U-NII: Maximum Peak
ADR - U-NII AD primary method, RMS average
FCC Part15C 5GHz UNII RSE.TST 30915 16 Jun 2015
Rev 9.5 26 Apr 2016

UL VERIFICATION SERVICES INC. FORM NO: CCSUP4701J
47173 BENICIA STREET, FREMONT, CA 94538, USA TEL: (510) 771-1000 FAX: (510) 661-0888
This report shall not be reproduced except in full, without the written approval of UL Verification Services Inc.

9.1.19. 802.11n HT20 UAT 2 1Tx MODE IN THE 5.6 GHz BAND

RESTRICTED BANDEDGE, UAT 2 (LOW CHANNEL)

LOW CHANNEL HORIZONTAL PLOT

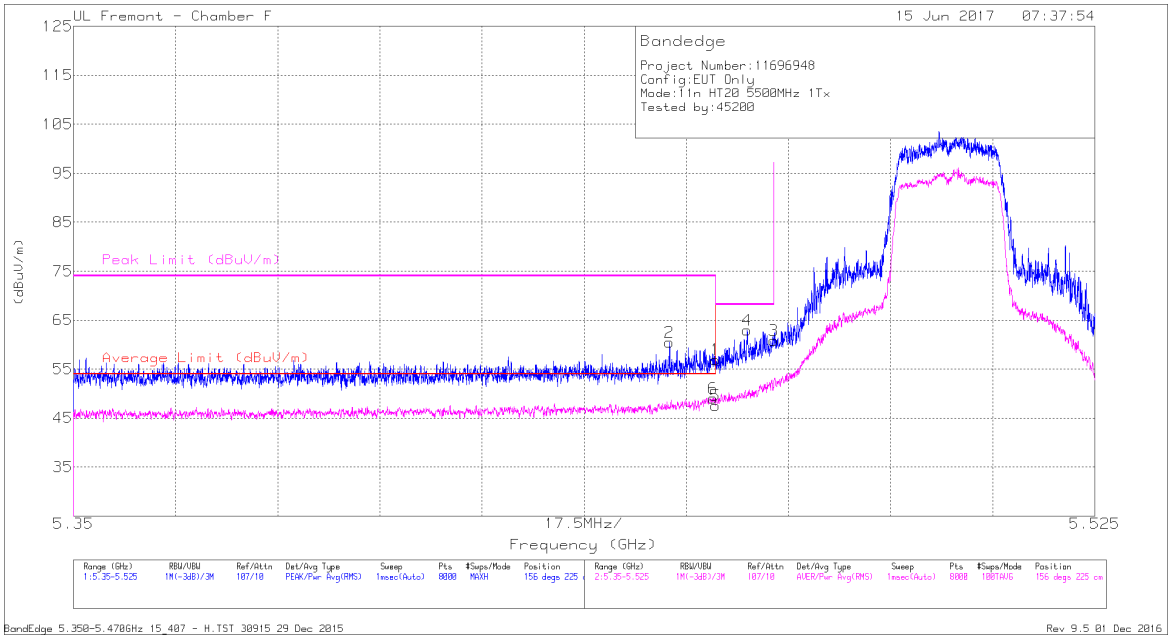

Marker	Frequency (GHz)	Meter Reading (dBuV)	Det	AF T119 (dB/m)	Amp/Cbl/Fltr/Pad (dB)	Corrected Reading (dBuV/m)	Average Limit (dBuV/m)	Margin (dB)	Peak Limit (dBuV/m)	PK Margin (dB)	Azimuth (Degs)	Height (cm)	Polarity
1	* 5.46	40.83	Pk	34.8	-18.7	56.93	-	-	74	-17.07	156	225	H
2	* 5.452	44.38	Pk	34.8	-18.7	60.48	-	-	74	-13.52	156	225	H
3	5.47	44.72	Pk	34.8	-18.7	60.82	-	-	68.2	-7.38	156	225	H
4	5.465	46.85	Pk	34.8	-18.7	62.95	-	-	68.2	-5.25	156	225	H
5	* 5.46	31.49	RMS	34.8	-18.7	47.59	54	-6.41	-	-	156	225	H
6	* 5.46	33	RMS	34.8	-18.7	49.1	54	-4.9	-	-	156	225	H

* - indicates frequency in CFR47 Pt 15 / IC RSS-Restricted Band
Pk - Peak detector
RMS - RMS detection
BandEdge 5.350-5.470GHz 15_407 - H.TST 30915 29 Dec 2015
Rev 9.5 01 Dec 2016

This report shall not be reproduced except in full, without the written approval of UL Verification Services Inc.

LOW CHANNEL VERTICAL PLOT

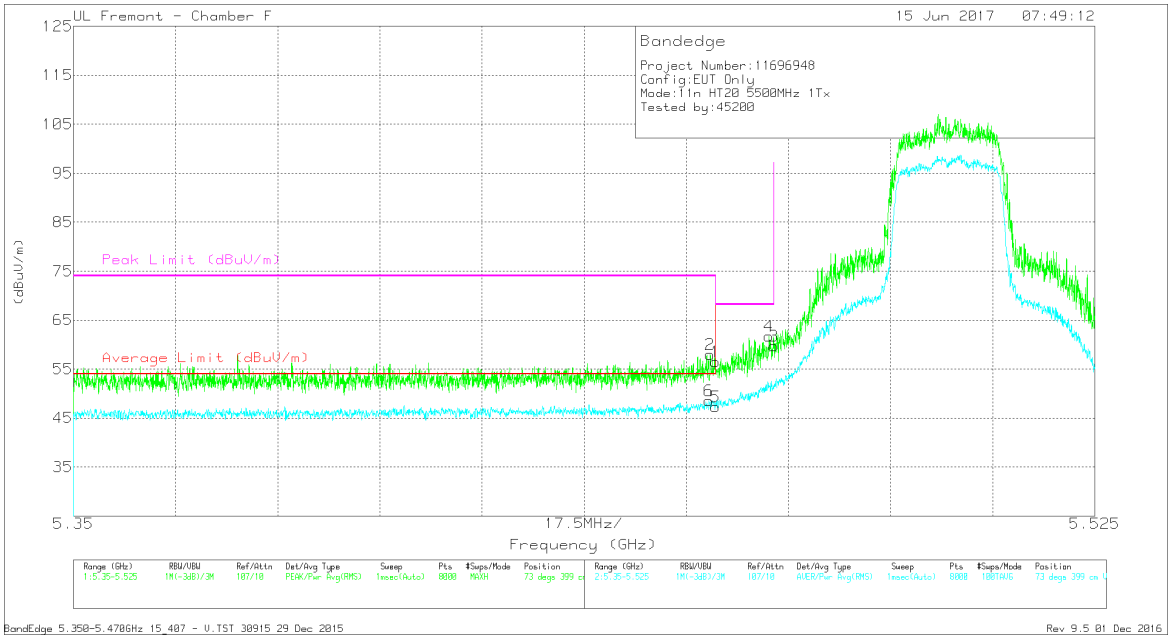

Marker	Frequency (GHz)	Meter Reading (dBuV)	Det	AF T119 (dB/m)	Amp/Cbl/Fltr/Pad (dB)	Corrected Reading (dBuV/m)	Average Limit (dBuV/m)	Margin (dB)	Peak Limit (dBuV/m)	PK Margin (dB)	Azimuth (Degs)	Height (cm)	Polarity
1	* 5.46	40.44	Pk	34.8	-18.7	56.54	-	-	74	-17.46	73	399	V
2	* 5.459	41.86	Pk	34.8	-18.7	57.96	-	-	74	-16.04	73	399	V
3	5.47	43.59	Pk	34.8	-18.7	59.69	-	-	68.2	-8.51	73	399	V
4	5.469	45.63	Pk	34.8	-18.7	61.73	-	-	68.2	-6.47	73	399	V
5	* 5.46	31.18	RMS	34.8	-18.7	47.28	54	-6.72	-	-	73	399	V
6	* 5.459	32.5	RMS	34.8	-18.7	48.6	54	-5.4	-	-	73	399	V

* - indicates frequency in CFR47 Pt 15 / IC RSS-Restricted Band
Pk - Peak detector
RMS - RMS detection
BandEdge 5.350-5.470GHz 15_407 - V.TST 30915 29 Dec 2015
Rev 9.5 01 Dec 2016

This report shall not be reproduced except in full, without the written approval of UL Verification Services Inc.

RESTRICTED BANDEDGE, UAT 2 (HIGH CHANNEL)

HIGH CHANNEL HORIZONTAL PLOT

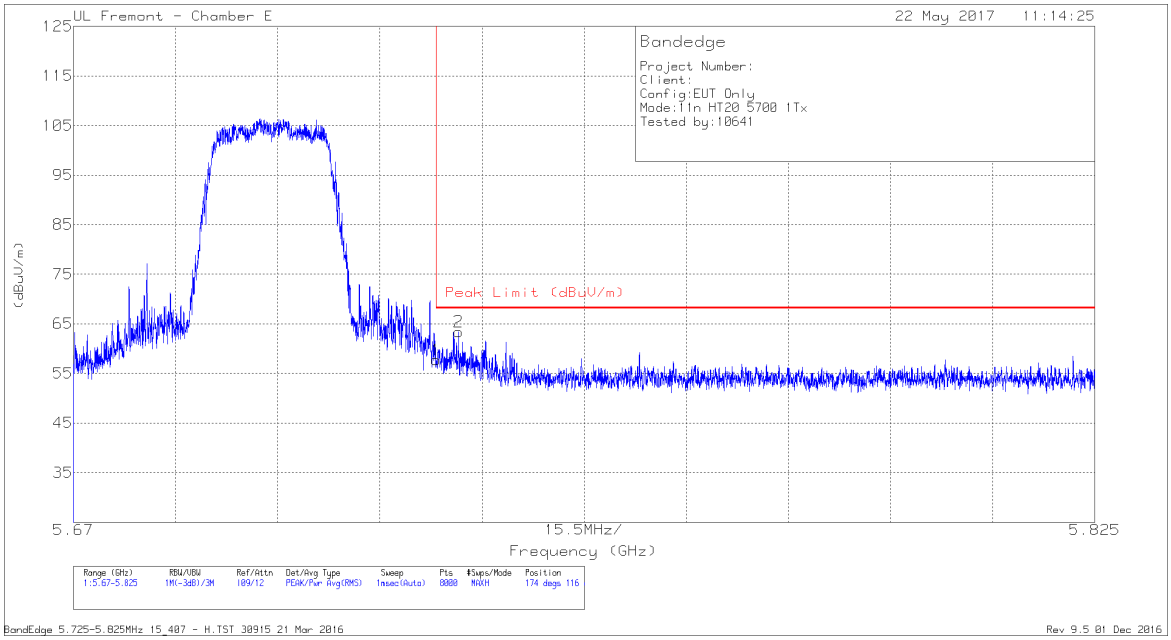

Marker	Frequency (GHz)	Meter Reading (dBuV)	Det	AF T136 (dB/m)	Amp/Cbl/Fltr/Pad (dB)	Corrected Reading (dBuV/m)	Peak Limit (dBuV/m)	PK Margin (dB)	Azimuth (Degs)	Height (cm)	Polarity
1	5.725	42.44	Pk	34.9	-19.6	57.74	68.2	-10.46	174	116	H
2	5.728	48.04	Pk	34.9	-19.5	63.44	68.2	-4.76	174	116	H

Pk - Peak detector
BandEdge 5.725-5.825MHz 15_407 - H.TST 30915 21 Mar 2016
Rev 9.5 01 Dec 2016

UL VERIFICATION SERVICES INC. FORM NO: CCSUP4701J
47173 BENICIA STREET, FREMONT, CA 94538, USA TEL: (510) 771-1000 FAX: (510) 661-0888
This report shall not be reproduced except in full, without the written approval of UL Verification Services Inc.

HIGH CHANNEL VERTICAL PLOT

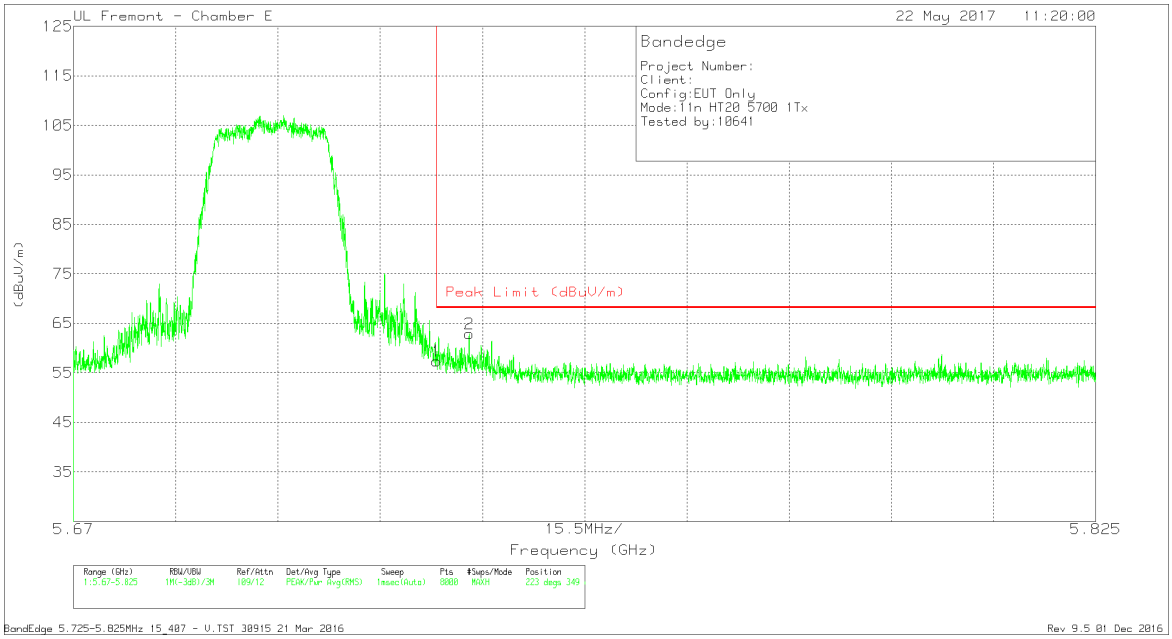

Marker	Frequency (GHz)	Meter Reading (dBuV)	Det	AF T136 (dB/m)	Amp/Cbl/Fltr/Pad (dB)	Corrected Reading (dBuV/m)	Peak Limit (dBuV/m)	PK Margin (dB)	Azimuth (Degs)	Height (cm)	Polarity
1	5.725	42.12	Pk	34.9	-19.6	57.42	68.2	-10.78	223	349	V
2	5.73	47.45	Pk	34.9	-19.5	62.85	68.2	-5.35	223	349	V

Pk - Peak detector
BandEdge 5.725-5.825MHz 15_407 - V.TST 30915 21 Mar 2016
Rev 9.5 01 Dec 2016

UL VERIFICATION SERVICES INC. FORM NO: CCSUP4701J
47173 BENICIA STREET, FREMONT, CA 94538, USA TEL: (510) 771-1000 FAX: (510) 661-0888
This report shall not be reproduced except in full, without the written approval of UL Verification Services Inc.

9.1.20. 802.11n HT20 LAT 3 1Tx MODE IN THE 5.6 GHz BAND

RESTRICTED BANDEDGE, LAT 3 (LOW CHANNEL)

LOW CHANNEL HORIZONTAL PLOT

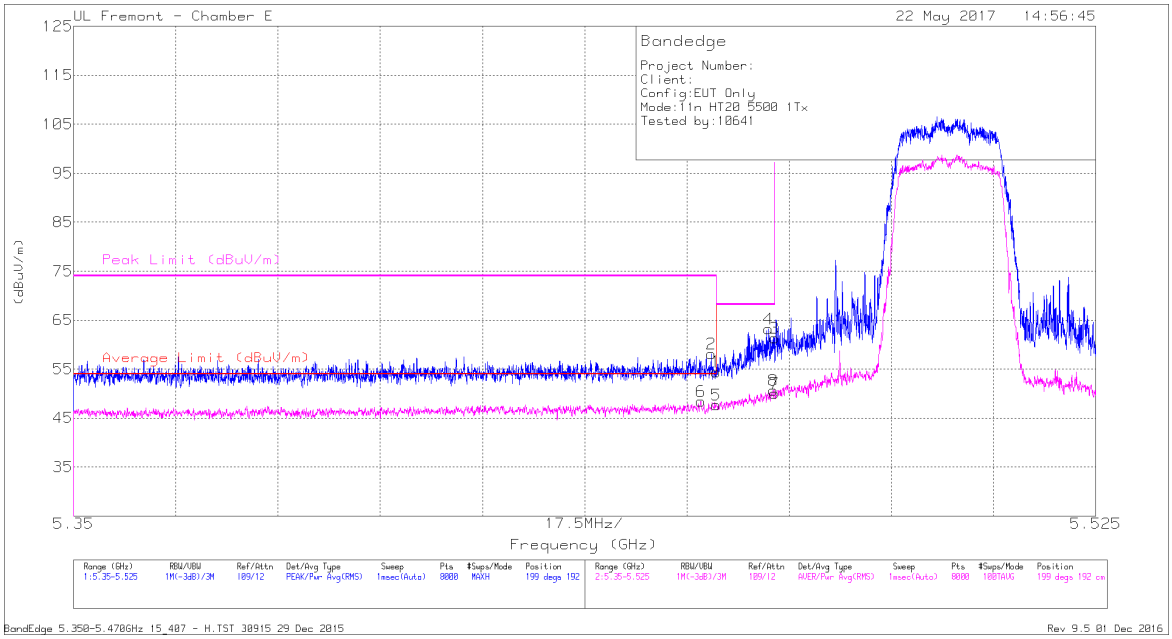

Marker	Frequency (GHz)	Meter Reading (dBuV)	Det	AF T136 (dB/m)	Amp/Cbl/Fltr/Pad (dB)	Corrected Reading (dBuV/m)	Average Limit (dBuV/m)	Margin (dB)	Peak Limit (dBuV/m)	PK Margin (dB)	Azimuth (Degs)	Height (cm)	Polarity
1	* 5.46	38.65	Pk	35.1	-19.3	54.45	-	-	74	-19.55	199	192	H
2	* 5.459	42.28	Pk	35.1	-19.3	58.08	-	-	74	-15.92	199	192	H
5	* 5.46	31.88	RMS	35.1	-19.3	47.68	54	-6.32	-	-	199	192	H
6	* 5.457	32.68	RMS	35.1	-19.4	48.38	54	-5.62	-	-	199	192	H
4	5.469	47.55	Pk	35.1	-19.4	63.25	-	-	68.2	-4.95	199	192	H
3	5.47	45.63	Pk	35.1	-19.4	61.33	-	-	68.2	-6.87	199	192	H
7	5.47	34.38	RMS	35.1	-19.4	50.08	-	-	-	-	199	192	H
8	5.47	34.93	RMS	35.1	-19.4	50.63	-	-	-	-	199	192	H

* - indicates frequency in CFR47 Pt 15 / IC RSS-Restricted Band
Pk - Peak detector
RMS - RMS detection
BandEdge 5.350-5.470GHz 15_407 - H.TST 30915 29 Dec 2015
Rev 9.5 01 Dec 2016

This report shall not be reproduced except in full, without the written approval of UL Verification Services Inc.

LOW CHANNEL VERTICAL PLOT

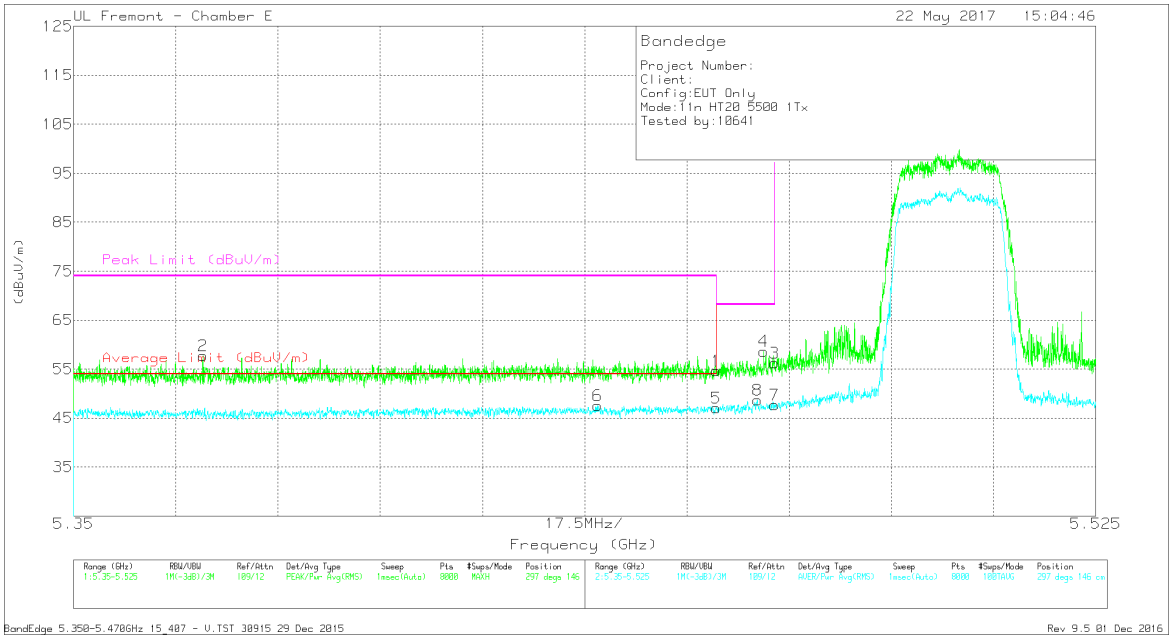

Marker	Frequency (GHz)	Meter Reading (dBuV)	Det	AF T136 (dB/m)	Amp/Cbl/Fltr/Pad (dB)	Corrected Reading (dBuV/m)	Average Limit (dBuV/m)	Margin (dB)	Peak Limit (dBuV/m)	PK Margin (dB)	Azimuth (Degs)	Height (cm)	Polarity
1	* 5.46	38.89	Pk	35.1	-19.3	54.69	-	-	74	-19.31	297	146	V
2	* 5.372	41.99	Pk	35.2	-19.4	57.79	-	-	74	-16.21	297	146	V
5	* 5.46	31.29	RMS	35.1	-19.3	47.09	54	-6.91	-	-	297	146	V
6	* 5.44	31.88	RMS	35.1	-19.4	47.58	54	-6.42	-	-	297	146	V
8	5.467	33.04	RMS	35.1	-19.5	48.64	-	-	-	-	297	146	V
4	5.468	43.07	Pk	35.1	-19.5	58.67	-	-	68.2	-9.53	297	146	V
3	5.47	40.56	Pk	35.1	-19.4	56.26	-	-	68.2	-11.94	297	146	V
7	5.47	31.94	RMS	35.1	-19.4	47.64	-	-	-	-	297	146	V

* - indicates frequency in CFR47 Pt 15 / IC RSS-Restricted Band
Pk - Peak detector
RMS - RMS detection
BandEdge 5.350-5.470GHz 15_407 - V.TST 30915 29 Dec 2015
Rev 9.5 01 Dec 2016

This report shall not be reproduced except in full, without the written approval of UL Verification Services Inc.

RESTRICTED BANDEDGE, LAT 3 (HIGH CHANNEL)

HIGH CHANNEL HORIZONTAL PLOT

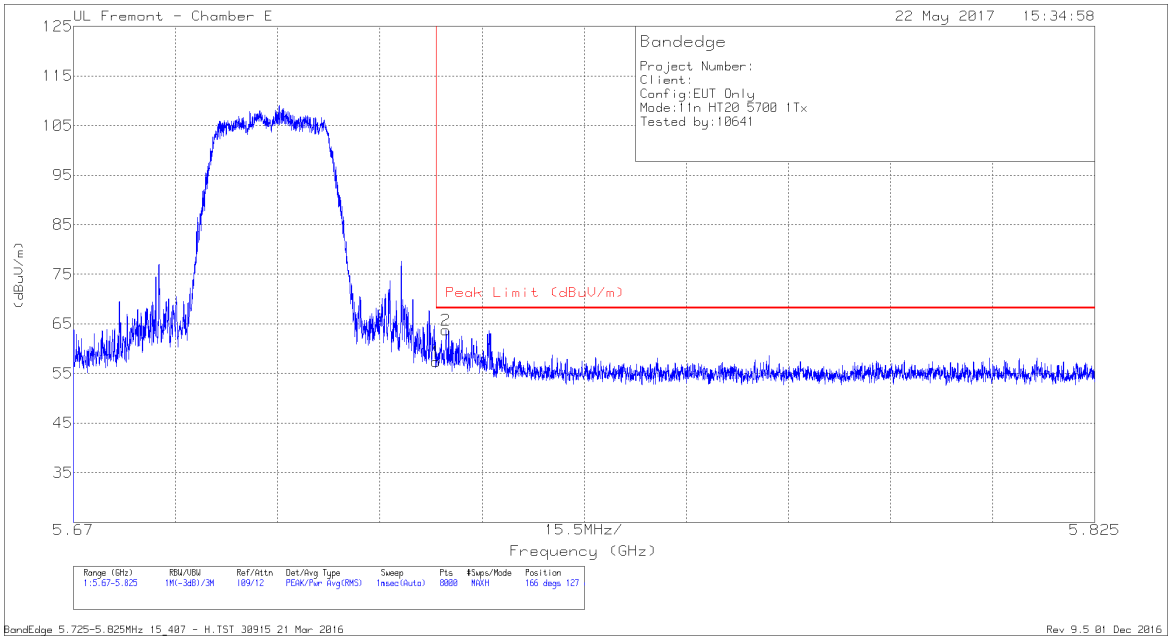

Marker	Frequency (GHz)	Meter Reading (dBuV)	Det	AF T136 (dB/m)	Amp/Cbl/ Fltr/Pad (dB)	Corrected Reading (dBuV/m)	Peak Limit (dBuV/m)	PK Margin (dB)	Azimuth (Degs)	Height (cm)	Polarity
1	5.725	42.02	Pk	34.9	-19.6	57.32	68.2	-10.88	166	127	H
2	5.727	48.35	Pk	34.9	-19.5	63.75	68.2	-4.45	166	127	H

Pk - Peak detector

BandEdge 5.725-5.825MHz 15_407 - H.TST 30915 21 Mar 2016
Rev 9.5 01 Dec 2016

UL VERIFICATION SERVICES INC. FORM NO: CCSUP4701J
47173 BENICIA STREET, FREMONT, CA 94538, USA TEL: (510) 771-1000 FAX: (510) 661-0888
This report shall not be reproduced except in full, without the written approval of UL Verification Services Inc.

HIGH CHANNEL VERTICAL PLOT

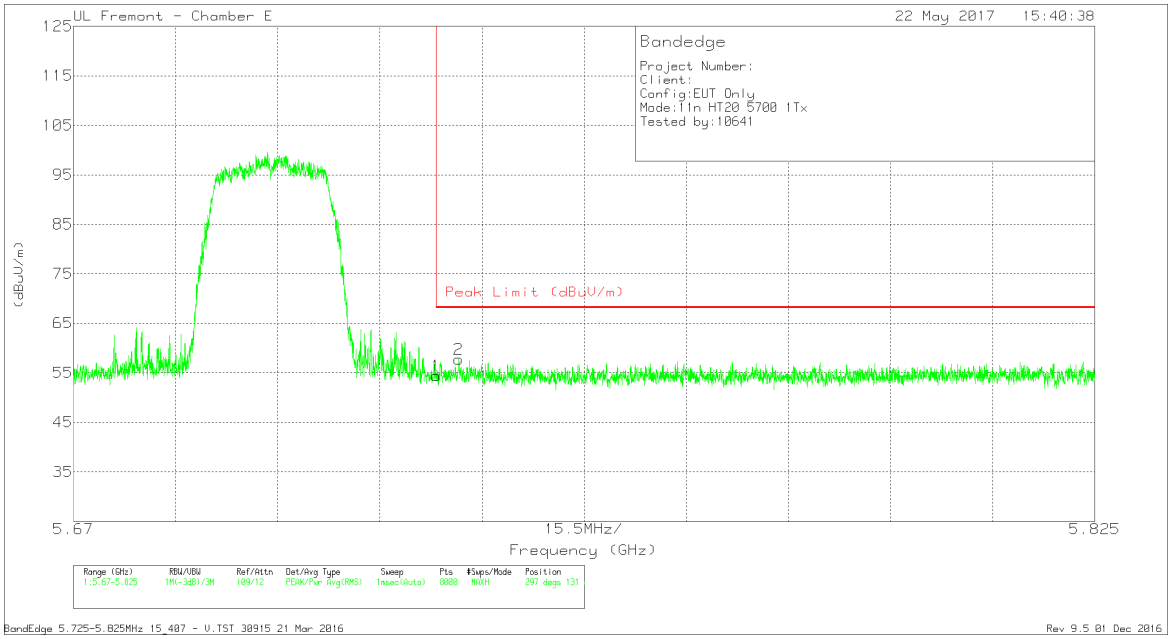

Marker	Frequency (GHz)	Meter Reading (dBuV)	Det	AF T136 (dB/m)	Amp/Cbl/ Fltr/Pad (dB)	Corrected Reading (dBuV/m)	Peak Limit (dBuV/m)	PK Margin (dB)	Azimuth (Degs)	Height (cm)	Polarity
1	5.725	39.1	Pk	34.9	-19.6	54.4	68.2	-13.8	297	131	V
2	5.728	42.34	Pk	34.9	-19.5	57.74	68.2	-10.46	297	131	V

Pk - Peak detector
BandEdge 5.725-5.825MHz 15_407 - V.TST 30915 21 Mar 2016
Rev 9.5 01 Dec 2016

This report shall not be reproduced except in full, without the written approval of UL Verification Services Inc.

9.1.21. 11n HT20 2TX CDD MIMO MODE IN THE 5.6GHz BAND

RESTRICTED BANDEDGE (LOW CHANNEL)

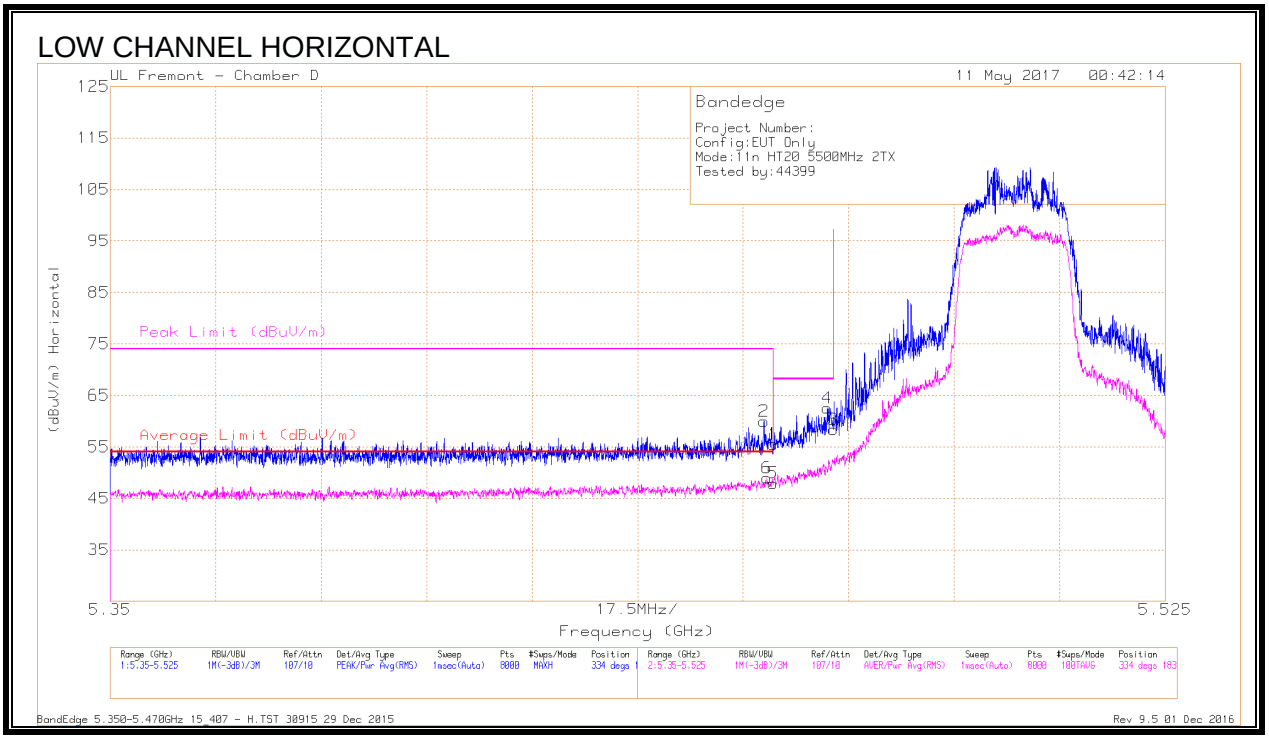

Marker	Frequency (GHz)	Meter Reading (dBuV)	Det	AF T120 (dB/m)	Amp/Cbl /Fltr/Pad (dB)	Corrected Reading (dBuV/m)	Average Limit (dBuV/m)	Margin (dB)	Peak Limit (dBuV/m)	PK Margin (dB)	Azimuth (Degs)	Height (cm)	Polarity
1	* 5.46	38.74	Pk	34.7	-17.9	55.54	-	-	74	-18.46	334	183	H
2	* 5.458	43.26	Pk	34.7	-18	59.96	-	-	74	-14.04	334	183	H
5	* 5.46	31.14	RMS	34.7	-17.9	47.94	54	-6.06	-	-	334	183	H
6	* 5.459	32.27	RMS	34.7	-18	48.97	54	-5.03	-	-	334	183	H
4	5.469	45.75	Pk	34.7	-17.9	62.55	-	-	68.2	-5.65	334	183	H
3	5.47	41.56	Pk	34.7	-17.9	58.36	-	-	68.2	-9.84	334	183	H

* - indicates frequency in CFR47 Pt 15 / IC RSS-Restricted Band
Pk - Peak detector
RMS - RMS detection
BandEdge 5.350-5.470GHz 15_407 - H.TST 30915 29 Dec 2015
Rev 9.5 01 Dec 2016

This report shall not be reproduced except in full, without the written approval of UL Verification Services Inc.

LOW CHANNEL VERTICAL

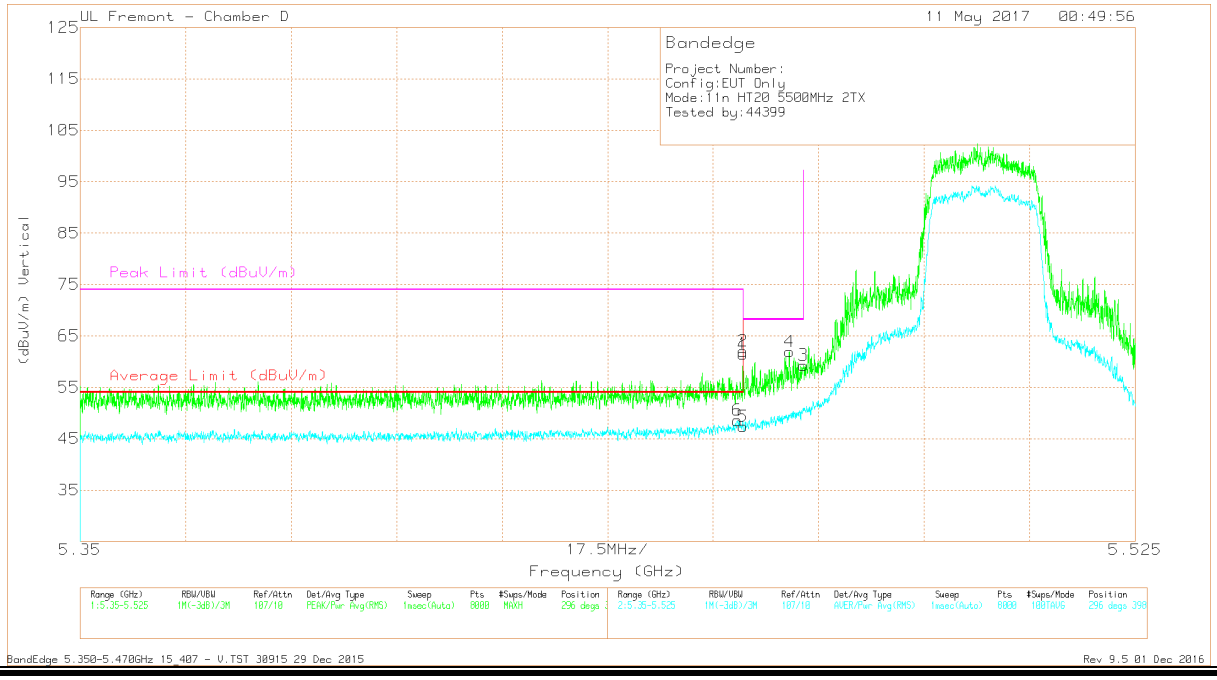

Marker	Frequency (GHz)	Meter Reading (dBuV)	Det	AF T120 (dB/m)	Amp/Cbl/Fltr/Pad (dB)	Corrected Reading (dBuV/m)	Average Limit (dBuV/m)	Margin (dB)	Peak Limit (dBuV/m)	PK Margin (dB)	Azimuth (Degs)	Height (cm)	Polarity
1	* 5.46	44.72	Pk	34.7	-17.9	61.52	-	-	74	-12.48	296	398	V
2	* 5.46	45.21	Pk	34.7	-17.9	62.01	-	-	74	-11.99	296	398	V
5	* 5.46	30.57	RMS	34.7	-17.9	47.37	54	-6.63	-	-	296	398	V
6	* 5.459	31.86	RMS	34.7	-18	48.56	54	-5.44	-	-	296	398	V
4	5.468	45.1	Pk	34.7	-17.9	61.9	-	-	68.2	-6.3	296	398	V
3	5.47	42.48	Pk	34.7	-17.9	59.28	-	-	68.2	-8.92	296	398	V

* - indicates frequency in CFR47 Pt 15 / IC RSS-Restricted Band

Pk - Peak detector

RMS - RMS detection

BandEdge 5.350-5.470GHz 15_407 - V.TST 30915 29 Dec 2015
Rev 9.5 01 Dec 2016

UL VERIFICATION SERVICES INC. FORM NO: CCSUP4701J
47173 BENICIA STREET, FREMONT, CA 94538, USA TEL: (510) 771-1000 FAX: (510) 661-0888

This report shall not be reproduced except in full, without the written approval of UL Verification Services Inc.

AUTHORIZED BANDEDGE (HIGH CHANNEL)

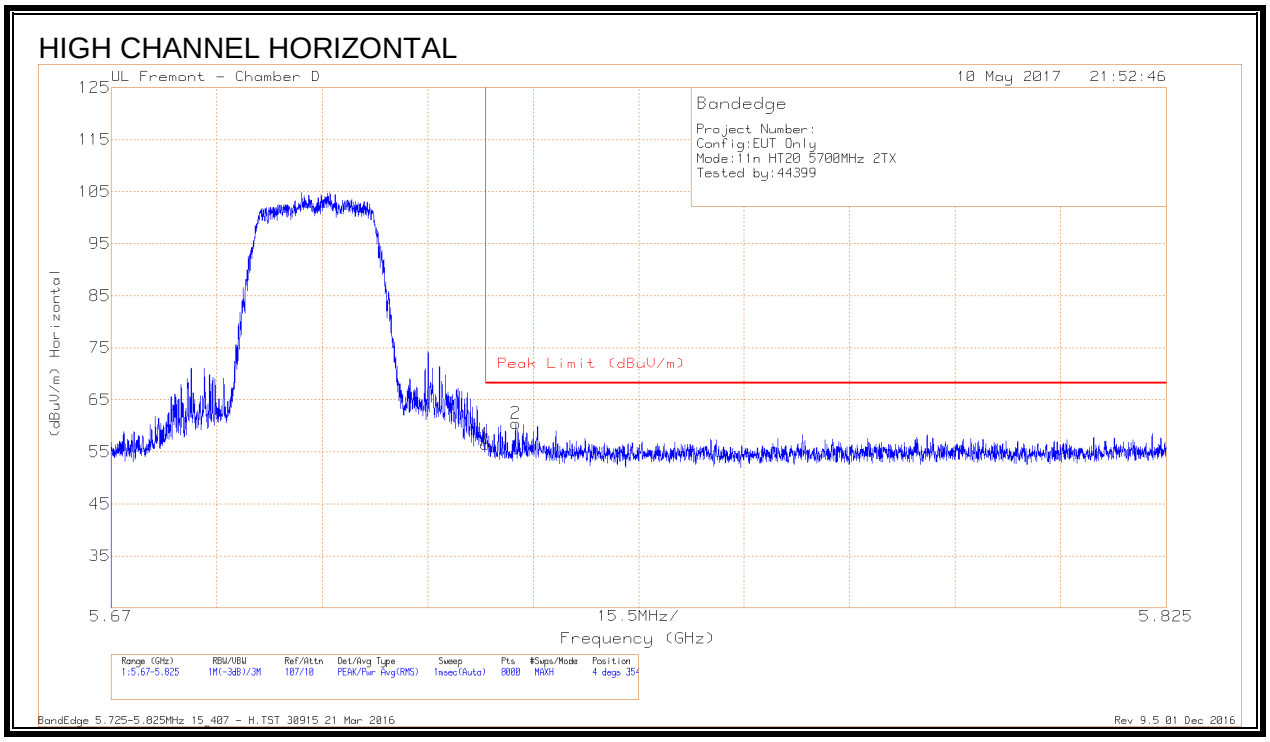

Marker	Frequency (GHz)	Meter Reading (dBuV)	Det	AF T120 (dB/m)	Amp/Cbl/Filtr/Pad (dB)	Corrected Reading (dBuV/m)	Peak Limit (dBuV/m)	PK Margin (dB)	Azimuth (Degs)	Height (cm)	Polarity
1	5.725	39.4	Pk	34.6	-17.5	56.5	68.2	-11.7	4	354	H
2	5.729	43.38	Pk	34.6	-17.5	60.48	68.2	-7.72	4	354	H

Pk - Peak detector
BandEdge 5.725-5.825MHz 15_407 - H.TST 30915 21 Mar 2016
Rev 9.5 01 Dec 2016

This report shall not be reproduced except in full, without the written approval of UL Verification Services Inc.

HIGH CHANNEL VERTICAL

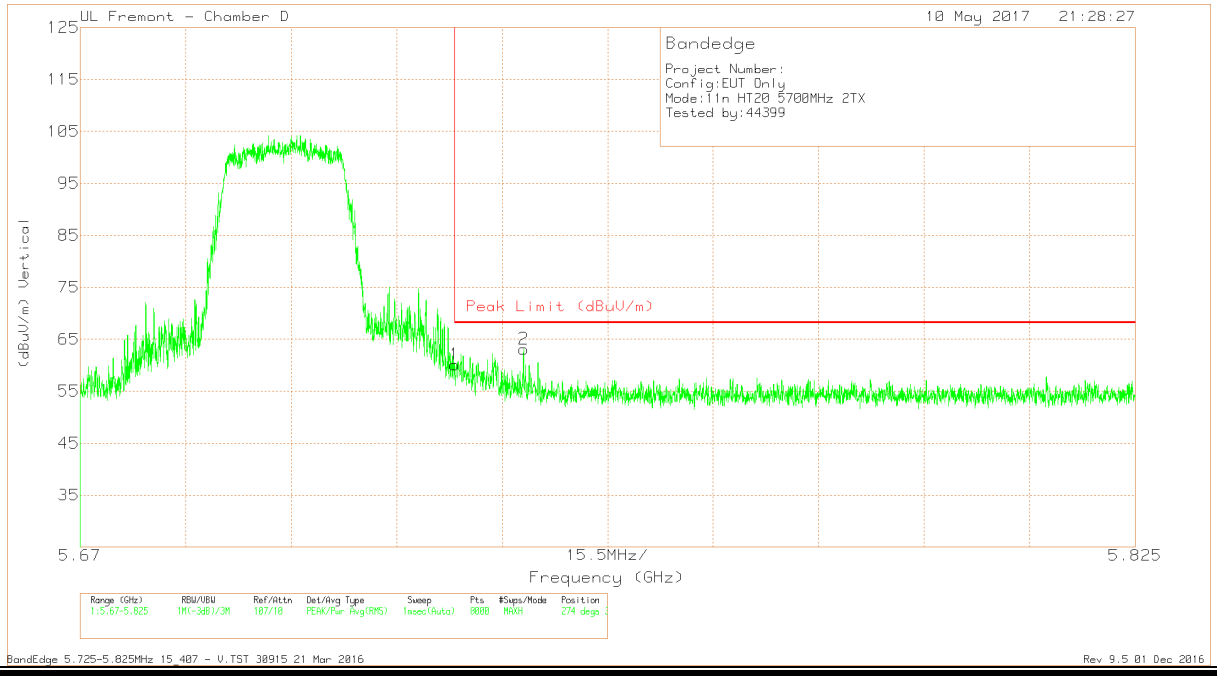

Marker	Frequency (GHz)	Meter Reading (dBuV)	Det	AF T120 (dB/m)	Amp/Cbl/Filtr/Pad (dB)	Corrected Reading (dBuV/m)	Peak Limit (dBuV/m)	PK Margin (dB)	Azimuth (Degs)	Height (cm)	Polarity
1	5.725	43.04	Pk	34.6	-17.5	60.14	68.2	-8.06	274	379	V
2	5.735	46.02	Pk	34.6	-17.5	63.12	68.2	-5.08	274	379	V

Pk - Peak detector

BandEdge 5.725-5.825MHz 15_407 - V.TST 30915 21 Mar 2016
Rev 9.5 01 Dec 2016

UL VERIFICATION SERVICES INC. FORM NO: CCSUP4701J
47173 BENICIA STREET, FREMONT, CA 94538, USA TEL: (510) 771-1000 FAX: (510) 661-0888
This report shall not be reproduced except in full, without the written approval of UL Verification Services Inc.

HARMONICS AND SPURIOUS EMISSIONS

LOW CHANNEL HORIZONTAL

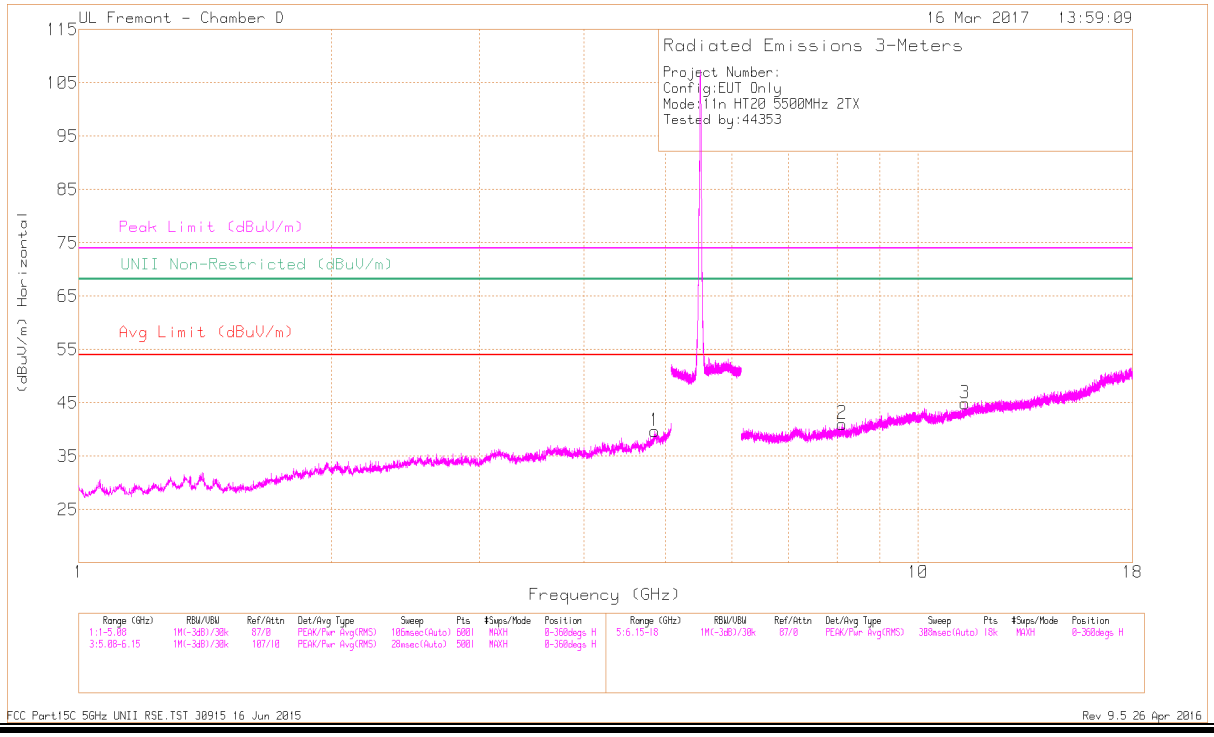

LOW CHANNEL VERTICAL

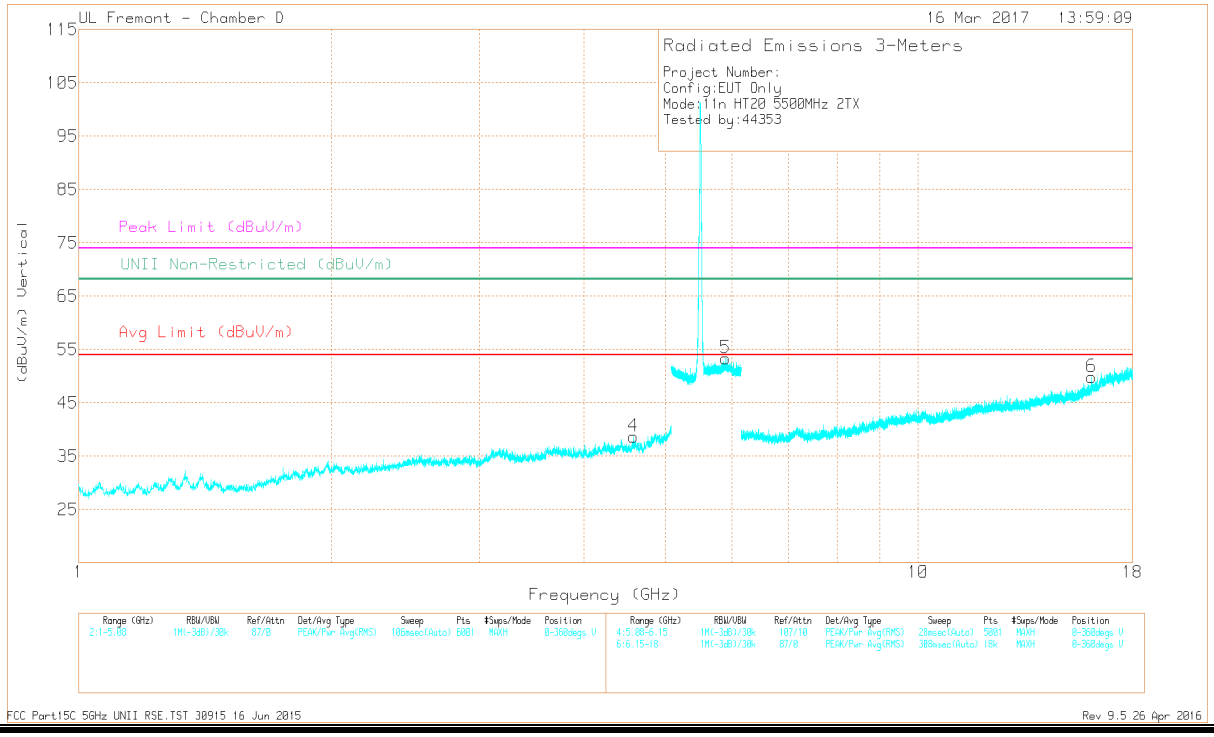

This report shall not be reproduced except in full, without the written approval of UL Verification Services Inc.

DATA

Marker	Frequency (GHz)	Meter Reading (dBuV)	Det	AF T862 (dB/m)	Amp/Cbl/Fltr/Pad (dB)	Corrected Reading (dBuV/m)	Avg Limit (dBuV/m)	Margin (dB)	Peak Limit (dBuV/m)	PK Margin (dB)	UNII Non-Restricted (dBuV/m)	PK Margin (dB)	Azimuth (Degs)	Height (cm)	Polarity
1	* 4.855	36.57	PK-U	34.1	-25.8	44.87	-	-	74	-29.13	-	-	260	185	H
	* 4.855	26.85	ADR	34.1	-25.8	35.15	54	-18.85	-	-	-	-	260	185	H
4	* 4.582	37.22	PK-U	34	-27.2	44.02	-	-	74	-29.98	-	-	104	233	V
	* 4.579	27.44	ADR	34	-27.2	34.24	54	-19.76	-	-	-	-	104	233	V
2	* 8.123	34.31	PK-U	35.9	-23.7	46.51	-	-	74	-27.49	-	-	301	295	H
	* 8.124	24.91	ADR	35.9	-23.7	37.11	54	-16.89	-	-	-	-	301	295	H
3	* 11.377	34.02	PK-U	38.1	-21.5	50.62	-	-	74	-23.38	-	-	36	119	H
	* 11.379	23.91	ADR	38.1	-21.4	40.61	54	-13.39	-	-	-	-	36	119	H
6	* 16.088	34.27	PK-U	40.5	-19.6	55.17	-	-	74	-18.83	-	-	262	244	V
	* 16.087	23.96	ADR	40.5	-19.6	44.86	54	-9.14	-	-	-	-	262	244	V
5	5.901	41.48	PK-U	35.2	-17.3	59.38	-	-	-	-	68.2	-8.82	53	117	V

* - indicates frequency in CFR47 Pt 15 / IC RSS-Restricted Band
PK-U - U-NII: Maximum Peak
ADR - U-NII AD primary method, RMS average
FCC Part15C 5GHz UNII RSE.TST 30915 16 Jun 2015
Rev 9.5 26 Apr 2016

UL VERIFICATION SERVICES INC. FORM NO: CCSUP4701J
47173 BENICIA STREET, FREMONT, CA 94538, USA TEL: (510) 771-1000 FAX: (510) 661-0888
This report shall not be reproduced except in full, without the written approval of UL Verification Services Inc.

MID CHANNEL HORIZONTAL

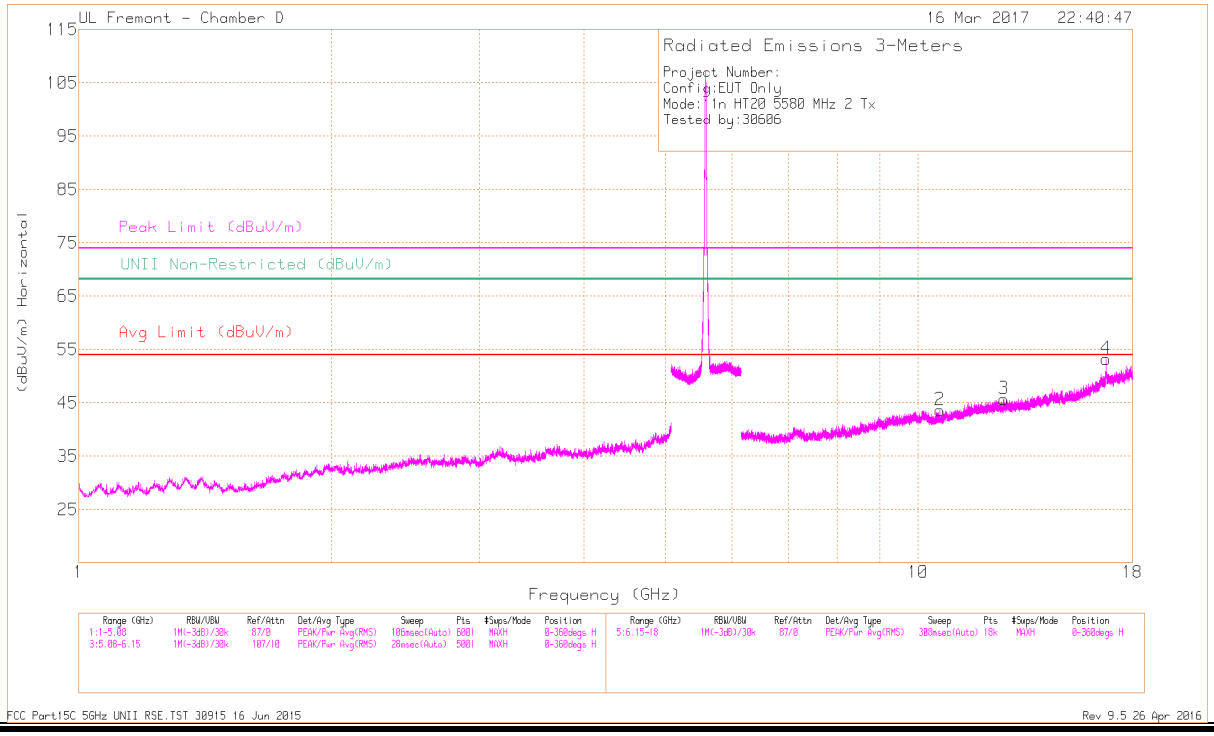

MID CHANNEL VERTICAL

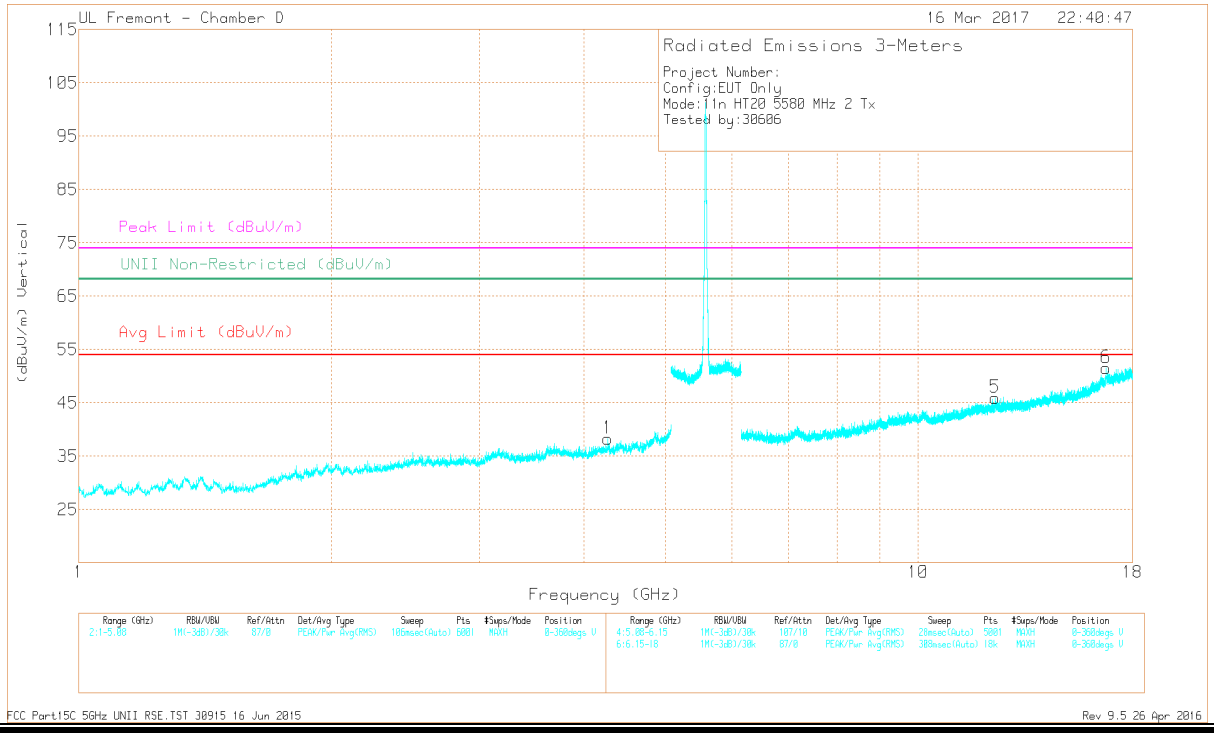

This report shall not be reproduced except in full, without the written approval of UL Verification Services Inc.

DATA

Marker	Frequency (GHz)	Meter Reading (dBuV)	Det	AF T862 (dB/m)	Amp/Cbl/Fltr/Pad (dB)	Corrected Reading (dBuV/m)	Avg Limit (dBuV/m)	Margin (dB)	Peak Limit (dBuV/m)	PK Margin (dB)	UNII Non-Restricted (dBuV/m)	PK Margin (dB)	Azimuth (Degs)	Height (cm)	Polarity
1	* 4.271	37.18	PK-U	33.5	-27.5	43.18	-	-	74	-30.82	-	-	86	118	V
	* 4.269	27.05	ADR	33.5	-27.5	33.05	54	-20.95	-	-	-	-	86	118	V
2	* 10.617	33.68	PK-U	37	-21.4	49.28	-	-	74	-24.72	-	-	65	219	H
	* 10.616	23.13	ADR	37	-21.4	38.73	54	-15.27	-	-	-	-	65	219	H
3	* 12.648	34.18	PK-U	39.2	-21.7	51.68	-	-	74	-22.32	-	-	163	106	H
	* 12.649	23.89	ADR	39.2	-21.7	41.39	54	-12.61	-	-	-	-	163	106	H
5	* 12.348	34.13	PK-U	38.9	-21	52.03	-	-	74	-21.97	-	-	310	320	V
	* 12.349	23.44	ADR	38.9	-21	41.34	54	-12.66	-	-	-	-	310	320	V
4	16.734	35.6	PK-U	41.6	-18.3	58.9	-	-	-	-	68.2	-9.3	195	114	H
6	16.829	33.03	PK-U	41.7	-18.2	56.53	-	-	-	-	68.2	-11.67	290	333	V

* - indicates frequency in CFR47 Pt 15 / IC RSS-Restricted Band
PK-U - U-NII: Maximum Peak
ADR - U-NII AD primary method, RMS average
FCC Part15C 5GHz UNII RSE.TST 30915 16 Jun 2015
Rev 9.5 26 Apr 2016

UL VERIFICATION SERVICES INC. FORM NO: CCSUP4701J
47173 BENICIA STREET, FREMONT, CA 94538, USA TEL: (510) 771-1000 FAX: (510) 661-0888
This report shall not be reproduced except in full, without the written approval of UL Verification Services Inc.

HIGH CHANNEL HORIZONTAL

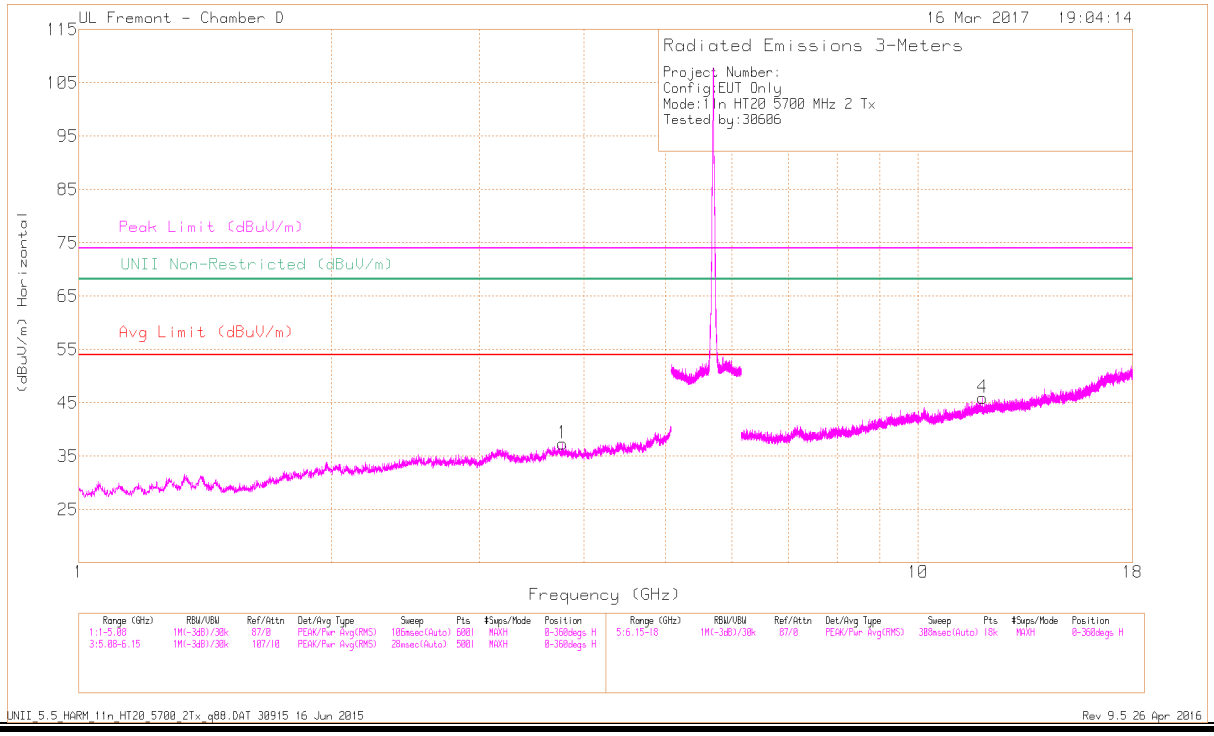

HIGH CHANNEL VERTICAL

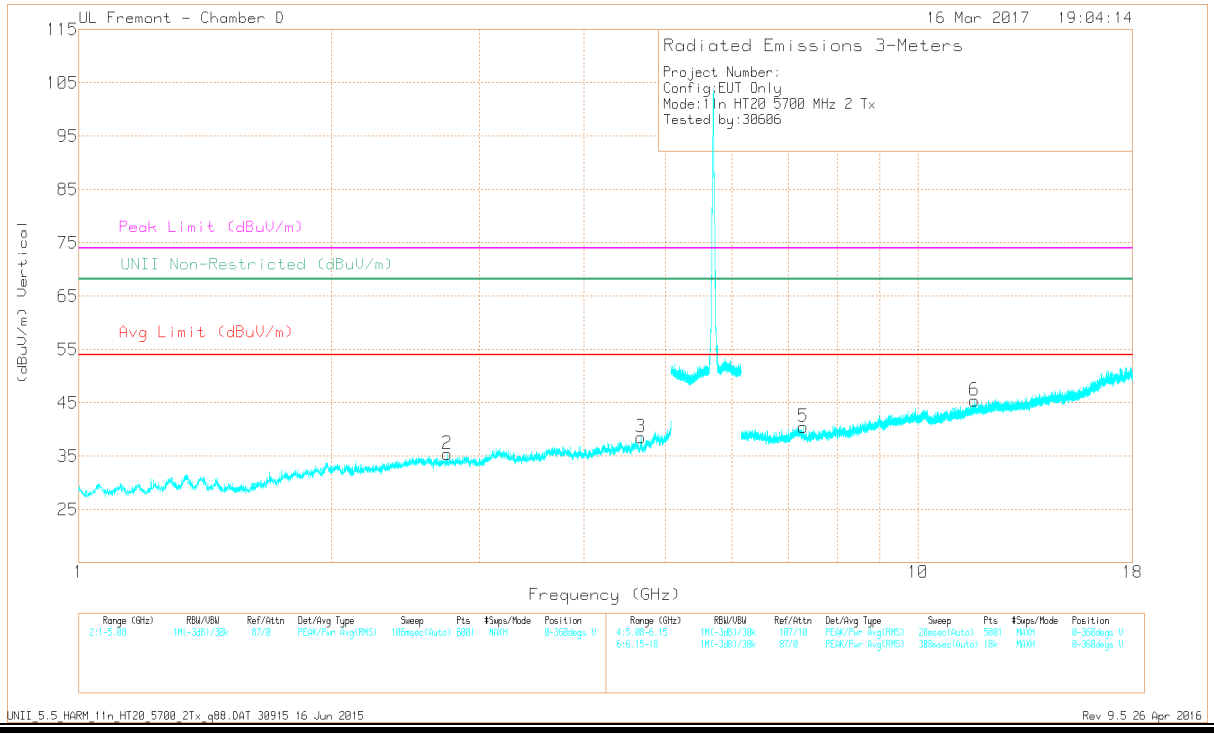

This report shall not be reproduced except in full, without the written approval of UL Verification Services Inc.

DATA

Marker	Frequency (GHz)	Meter Reading (dBuV)	Det	AF T862 (dB/m)	Amp/Cbl/Fltr/Pad (dB)	Corrected Reading (dBuV/m)	Avg Limit (dBuV/m)	Margin (dB)	Peak Limit (dBuV/m)	PK Margin (dB)	UNII Non-Restricted (dBuV/m)	PK Margin (dB)	Azimuth (Degs)	Height (cm)	Polarity
1	* 3.769	38.01	PK-U	33.2	-28.9	42.31	-	-	74	-31.69	-	-	119	290	H
	* 3.769	27.37	ADR	33.2	-28.9	31.67	54	-22.33	-	-	-	-	119	290	H
2	* 2.746	38.67	PK-U	32.4	-30.2	40.87	-	-	74	-33.13	-	-	319	223	V
	* 2.745	28.17	ADR	32.4	-30.2	30.37	54	-23.63	-	-	-	-	319	223	V
3	* 4.679	38.43	PK-U	34	-28	44.43	-	-	74	-29.57	-	-	304	397	V
	* 4.676	27.56	ADR	34	-27.9	33.66	54	-20.34	-	-	-	-	304	397	V
4	* 11.932	34.56	PK-U	38.8	-21.8	51.56	-	-	74	-22.44	-	-	290	333	H
	* 11.934	24.29	ADR	38.8	-21.8	41.29	54	-12.71	-	-	-	-	290	333	H
6	* 11.667	33.54	PK-U	38.5	-21	51.04	-	-	74	-22.96	-	-	145	272	V
	* 11.666	22.67	ADR	38.5	-21	40.17	54	-13.83	-	-	-	-	145	272	V
5	* 7.295	36.23	PK-U	35.7	-25.4	46.53	-	-	74	-27.47	-	-	290	333	V
	* 7.295	26.02	ADR	35.7	-25.4	36.32	54	-17.68	-	-	-	-	290	333	V

* - indicates frequency in CFR47 Pt 15 / IC RSS-Restricted Band
PK-U - U-NII: Maximum Peak
ADR - U-NII AD primary method, RMS average
UNII_5.5_HARM_11n_HT20_5700_2Tx_q88.DAT 30915 16 Jun 2015
Rev 9.5 26 Apr 2016

UL VERIFICATION SERVICES INC. FORM NO: CCSUP4701J
47173 BENICIA STREET, FREMONT, CA 94538, USA TEL: (510) 771-1000 FAX: (510) 661-0888
This report shall not be reproduced except in full, without the written approval of UL Verification Services Inc.

9.1.22. 11n HT20 2TX CDD MIMO STRADDLE CHANNEL 144

HARMONICS AND SPURIOUS EMISSIONS

LOW CHANNEL HORIZONTAL

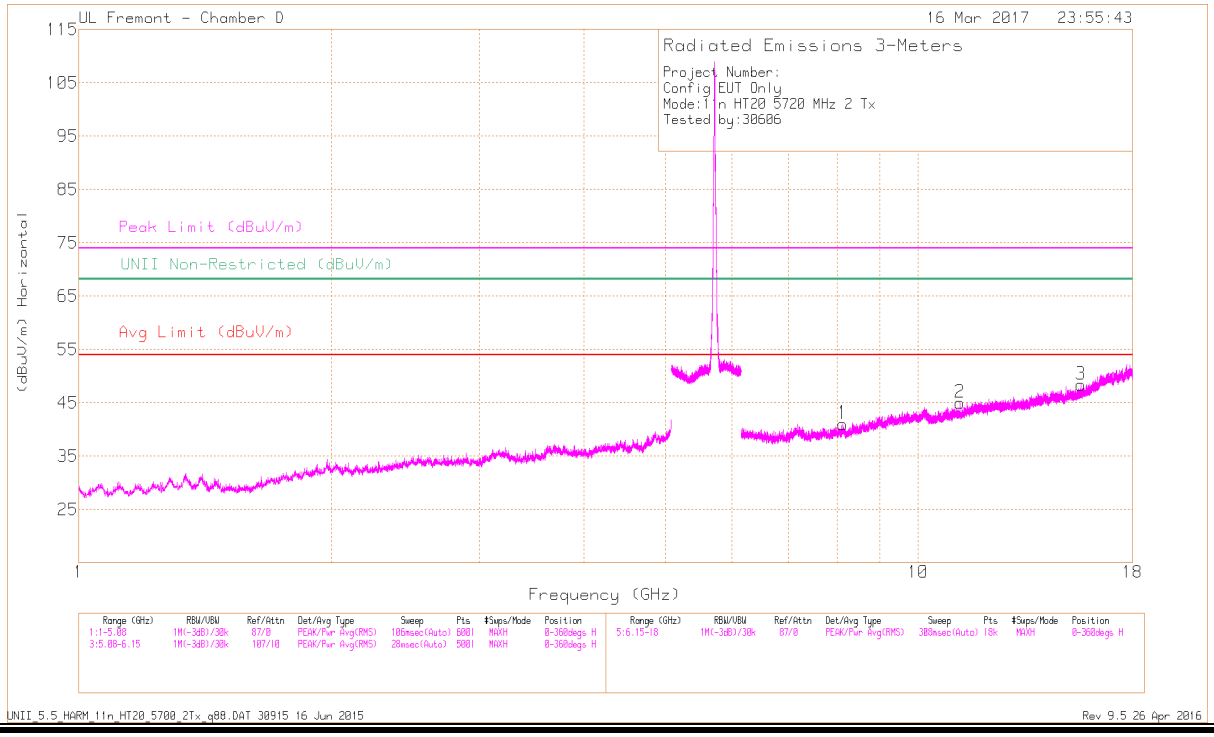

LOW CHANNEL VERTICAL

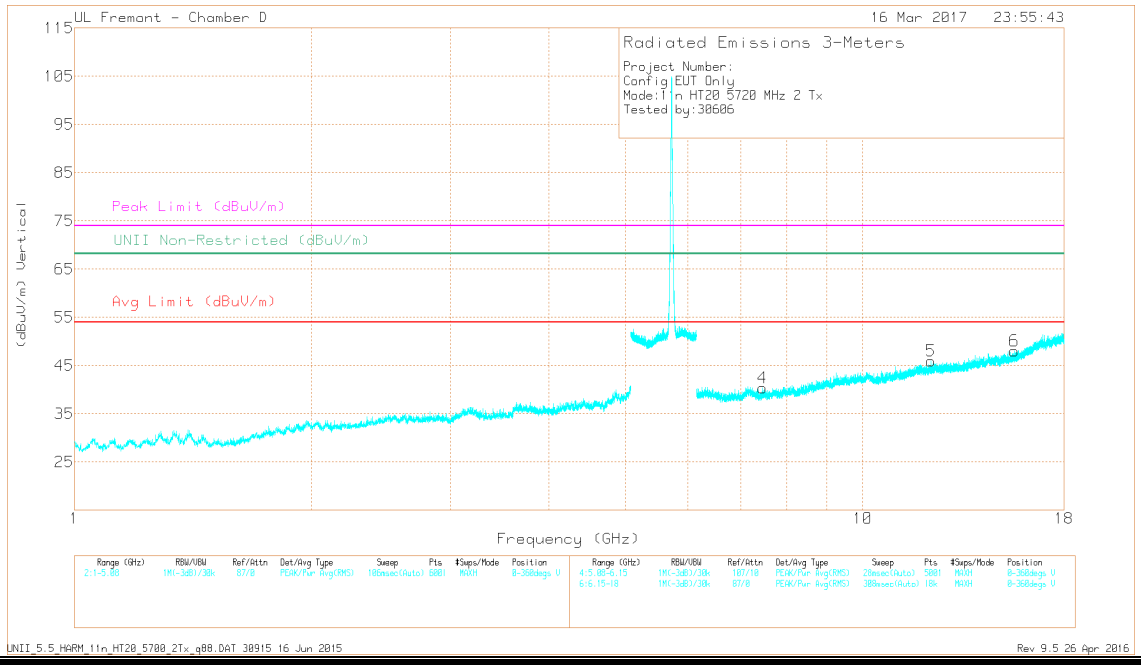

This report shall not be reproduced except in full, without the written approval of UL Verification Services Inc.

DATA

Marker	Frequency (GHz)	Meter Reading (dBuV)	Det	AF T862 (dB/m)	Amp/Cbl/Fltr/Pad (dB)	Corrected Reading (dBuV/m)	Avg Limit (dBuV/m)	Margin (dB)	Peak Limit (dBuV/m)	PK Margin (dB)	UNII Non-Restricted (dBuV/m)	PK Margin (dB)	Azimuth (Degs)	Height (cm)	Polarity
1	* 8.134	34.47	PK-U	35.9	-23.3	47.07	-	-	74	-26.93	-	-	9	200	H
	* 8.133	23.98	ADR	35.9	-23.4	36.48	54	-17.52	-	-	-	-	9	200	H
2	* 11.212	33.46	PK-U	37.8	-21.4	49.86	-	-	74	-24.14	-	-	98	102	H
	* 11.215	23.24	ADR	37.8	-21.5	39.54	54	-14.46	-	-	-	-	98	102	H
3	* 15.615	34.39	PK-U	40.1	-20.2	54.29	-	-	74	-19.71	-	-	174	200	H
	* 15.617	23.87	ADR	40.1	-20.3	43.67	54	-10.33	-	-	-	-	174	200	H
4	* 7.454	35.15	PK-U	35.7	-24.9	45.95	-	-	74	-28.05	-	-	62	102	V
	* 7.456	24.62	ADR	35.7	-24.9	35.42	54	-18.58	-	-	-	-	62	102	V
5	* 12.2	34.25	PK-U	39	-21.9	51.35	-	-	74	-22.65	-	-	38	102	V
	* 12.2	23.62	ADR	39	-21.9	40.72	54	-13.28	-	-	-	-	38	102	V
6	* 15.564	34.34	PK-U	40.1	-20.8	53.64	-	-	74	-20.36	-	-	223	102	V
	* 15.56	23.63	ADR	40.1	-20.7	43.03	54	-10.97	-	-	-	-	223	102	V

* - indicates frequency in CFR47 Pt 15 / IC RSS-Restricted Band
PK-U - U-NII: Maximum Peak
ADR - U-NII AD primary method, RMS average
UNII_5.5_HARM_11n_HT20_5700_2Tx_q88.DAT 30915 16 Jun 2015
Rev 9.5 26 Apr 2016

UL VERIFICATION SERVICES INC. FORM NO: CCSUP4701J
47173 BENICIA STREET, FREMONT, CA 94538, USA TEL: (510) 771-1000 FAX: (510) 661-0888
This report shall not be reproduced except in full, without the written approval of UL Verification Services Inc.

9.1.23. 802.11n HT40 UAT 2 1Tx MODE IN THE 5.6 GHz BAND

RESTRICTED BANDEDGE, UAT 2 (LOW CHANNEL)

LOW CHANNEL HORIZONTAL PLOT

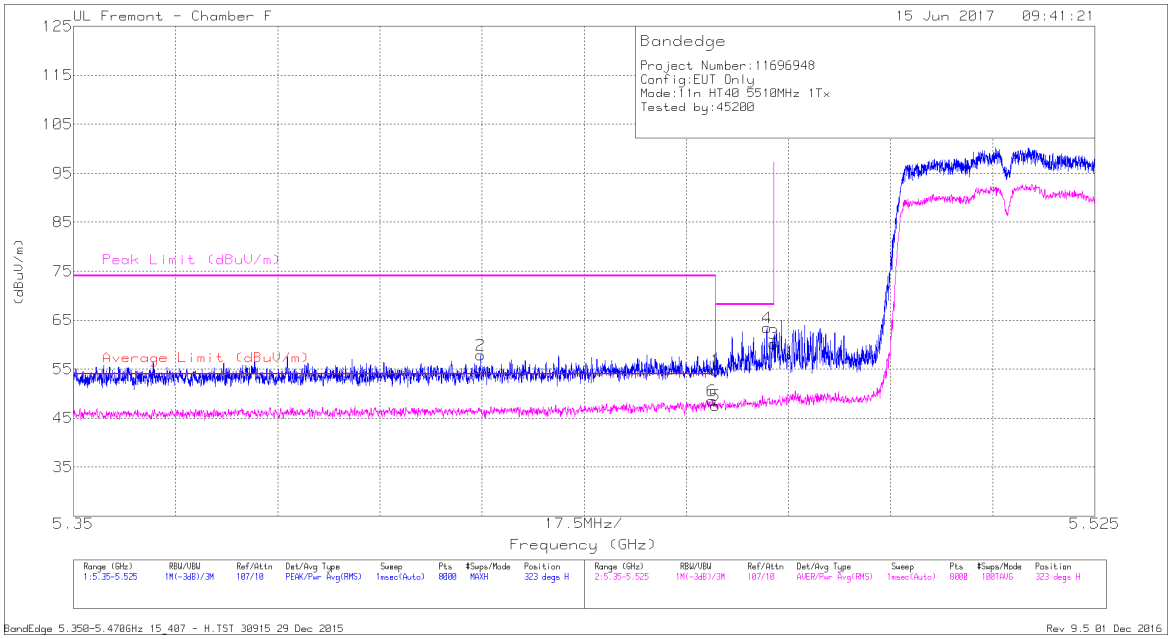

Marker	Frequency (GHz)	Meter Reading (dBuV)	Det	AF T119 (dB/m)	Amp/ Cbl/Flt r/Pad (dB)	DC Corr (dB)	Corrected Reading (dBuV /m)	Average Limit (dBuV /m)	Margin (dB)	Peak Limit (dBuV /m)	PK Margin (dB)	Azimuth (Degs)	Height (cm)	Polarity
1	* 5.46	38.65	Pk	34.8	-18.7	0	54.75	-	-	74	-19.25	323	151	H
2	* 5.42	41.97	Pk	34.7	-18.8	0	57.87	-	-	74	-16.13	323	151	H
3	5.47	44.16	Pk	34.8	-18.7	0	60.26	-	-	68.2	-7.94	323	151	H
4	5.469	47.3	Pk	34.8	-18.7	0	63.4	-	-	68.2	-4.8	323	151	H
5	* 5.46	31.35	RMS	34.8	-18.7	.1	47.55	54	-6.46	-	-	323	151	H
6	* 5.459	32.37	RMS	34.8	-18.7	.1	48.57	54	-5.44	-	-	323	151	H

* - indicates frequency in CFR47 Pt 15 / IC RSS-Restricted Band
Pk - Peak detector
RMS - RMS detection
BandEdge 5.350-5.470GHz 15_407 - H.TST 30915 29 Dec 2015
Rev 9.5 01 Dec 2016

This report shall not be reproduced except in full, without the written approval of UL Verification Services Inc.

LOW CHANNEL VERTICAL PLOT

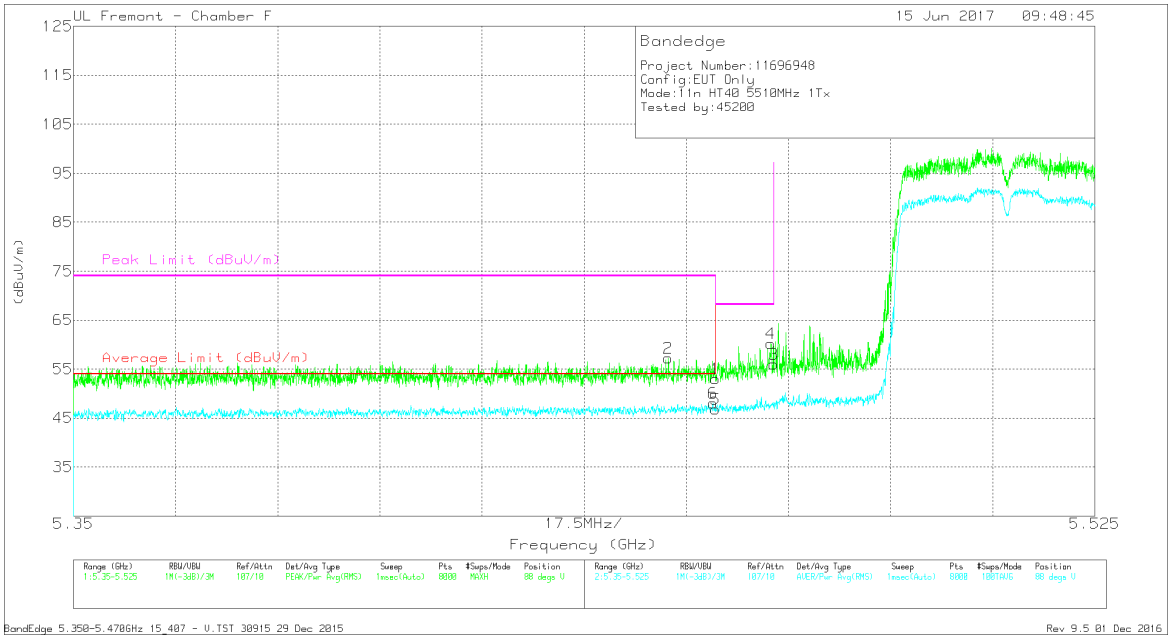

Marker	Frequency (GHz)	Meter Reading (dBuV)	Det	AF T119 (dB/m)	Amp/ Cbl/Flt r/Pad (dB)	DC Corr (dB)	Corrected Reading (dBuV /m)	Average Limit (dBuV /m)	Margin (dB)	Peak Limit (dBuV /m)	PK Margin (dB)	Azimuth (Degs)	Height (cm)	Polarity
1	* 5.46	36.97	Pk	34.8	-18.7	0	53.07	-	-	74	-20.93	88	400	V
2	* 5.452	41.16	Pk	34.8	-18.7	0	57.26	-	-	74	-16.74	88	400	V
3	5.47	39.92	Pk	34.8	-18.7	0	56.02	-	-	68.2	-12.18	88	400	V
4	5.469	44.09	Pk	34.8	-18.7	0	60.19	-	-	68.2	-8.01	88	400	V
5	* 5.46	30.63	RMS	34.8	-18.7	.1	46.83	54	-7.18	-	-	88	400	V
6	* 5.46	31.82	RMS	34.8	-18.7	.1	48.02	54	-5.99	-	-	88	400	V

* - indicates frequency in CFR47 Pt 15 / IC RSS-Restricted Band
Pk - Peak detector
RMS - RMS detection
BandEdge 5.350-5.470GHz 15_407 - V.TST 30915 29 Dec 2015
Rev 9.5 01 Dec 2016

This report shall not be reproduced except in full, without the written approval of UL Verification Services Inc.

RESTRICTED BANDEDGE, (HIGH CHANNEL)

HIGH CHANNEL HORIZONTAL PLOT

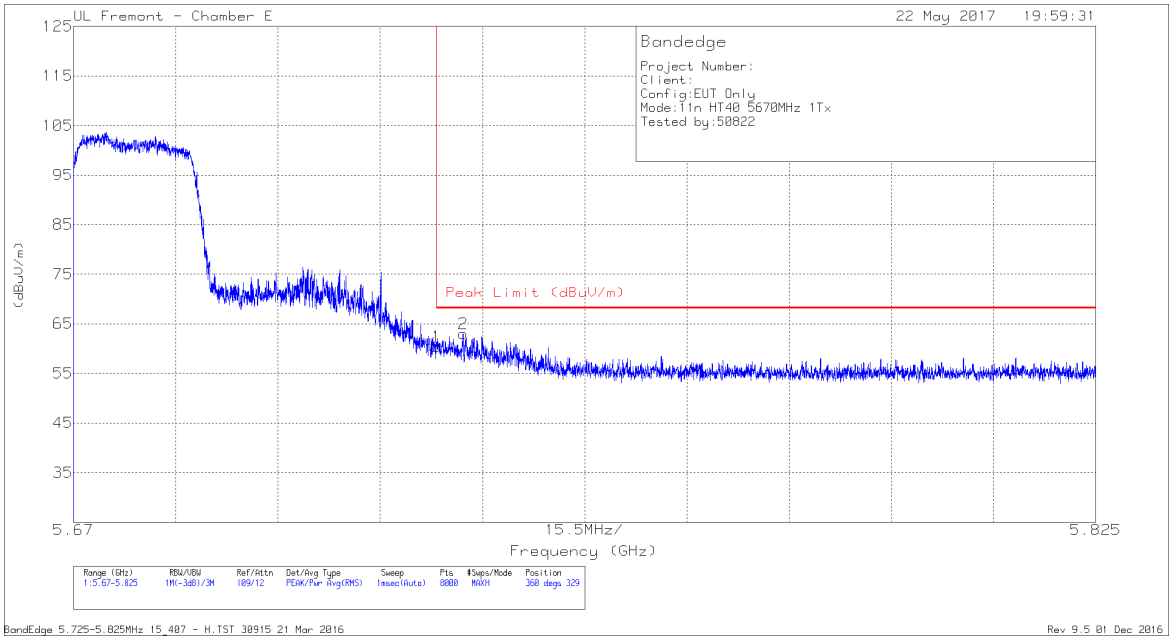

Marker	Frequency (GHz)	Meter Reading (dBuV)	Det	AF T136 (dB/m)	Amp/Cbl/Fltr/Pad (dB)	Corrected Reading (dBuV/m)	Peak Limit (dBuV/m)	PK Margin (dB)	Azimuth (Degs)	Height (cm)	Polarity
1	5.725	45.18	Pk	34.9	-19.6	60.48	68.2	-7.72	360	329	H
2	5.729	47.57	Pk	34.9	-19.5	62.97	68.2	-5.23	360	329	H

Pk - Peak detector
BandEdge 5.725-5.825MHz 15_407 - H.TST 30915 21 Mar 2016
Rev 9.5 01 Dec 2016

This report shall not be reproduced except in full, without the written approval of UL Verification Services Inc.

HIGH CHANNEL VERTICAL PLOT

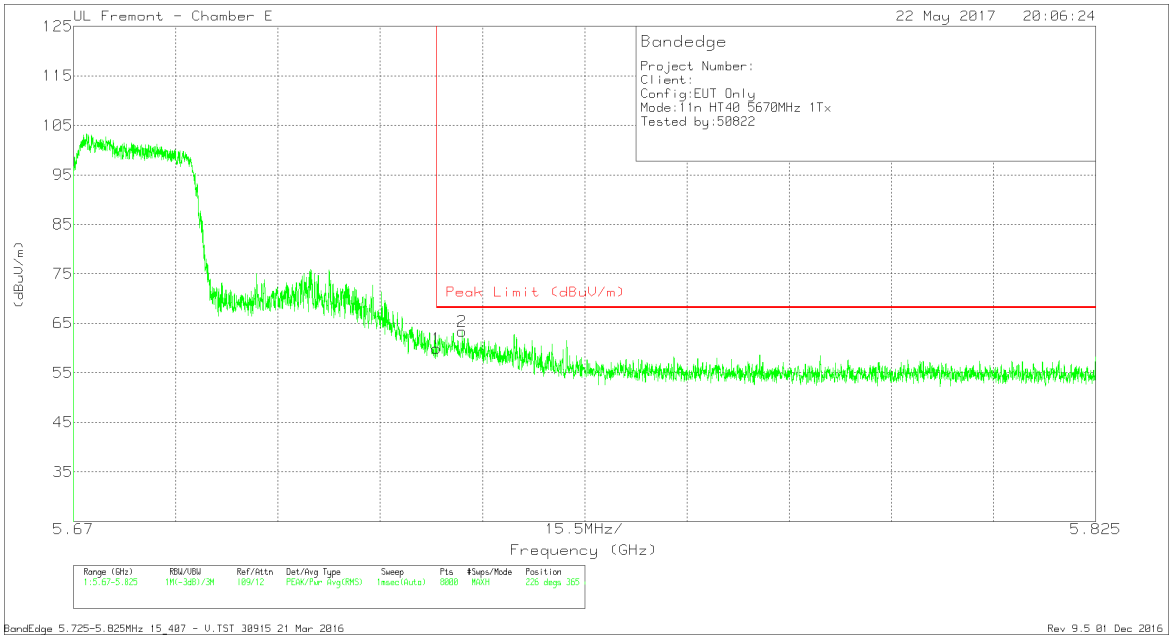

Marker	Frequency (GHz)	Meter Reading (dBuV)	Det	AF T136 (dB/m)	Amp/Cbl /Fltr/Pad (dB)	Corrected Reading (dBuV/m)	Peak Limit (dBuV/m)	PK Margin (dB)	Azimuth (Degs)	Height (cm)	Polarity
1	5.725	44.66	Pk	34.9	-19.6	59.96	68.2	-8.24	226	365	V
2	5.729	48.01	Pk	34.9	-19.5	63.41	68.2	-4.79	226	365	V

Pk - Peak detector

BandEdge 5.725-5.825MHz 15_407 - V.TST 30915 21 Mar 2016
Rev 9.5 01 Dec 2016

This report shall not be reproduced except in full, without the written approval of UL Verification Services Inc.

9.1.24. 802.11n HT40 LAT 3 1Tx MODE IN THE 5.6 GHz BAND

RESTRICTED BANDEDGE, LAT 3 (LOW CHANNEL)

LOW CHANNEL HORIZONTAL PLOT

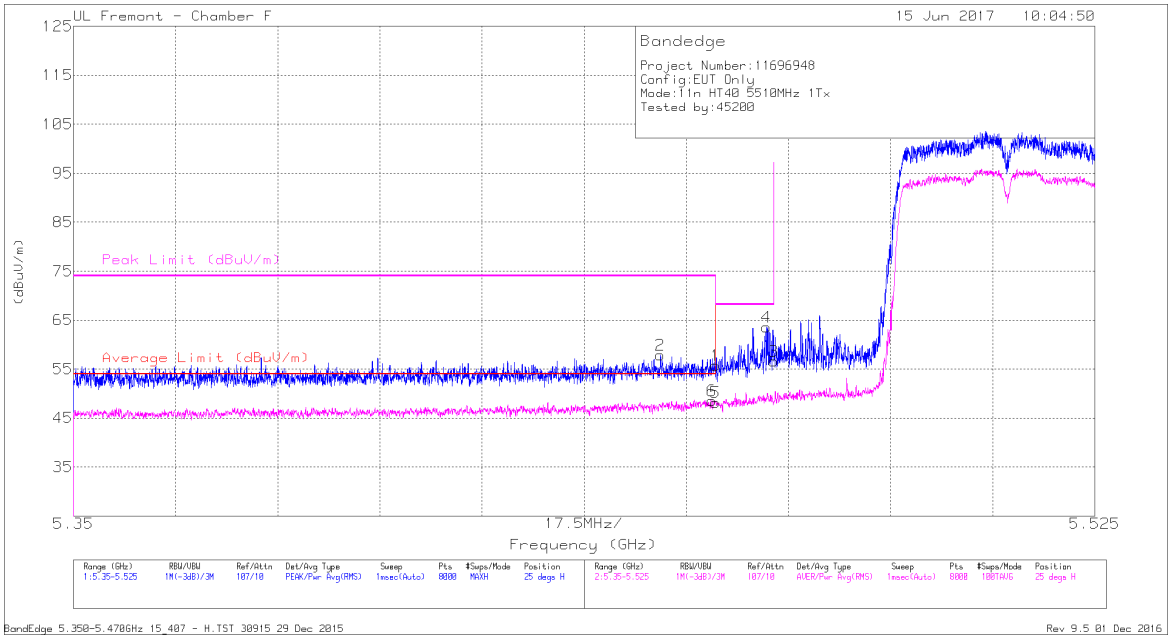

Marker	Frequency (GHz)	Meter Reading (dBuV)	Det	AF T119 (dB/m)	Amp/ Cbl/Flt r/Pad (dB)	DC Corr (dB)	Corrected Reading (dBuV /m)	Average Limit (dBuV /m)	Margin (dB)	Peak Limit (dBuV /m)	PK Margin (dB)	Azimuth (Degs)	Height (cm)	Polarity
1	* 5.46	39.69	Pk	34.8	-18.7	0	55.79	-	-	74	-18.21	25	111	H
2	* 5.451	41.8	Pk	34.8	-18.7	0	57.9	-	-	74	-16.1	25	111	H
3	5.47	40.51	Pk	34.8	-18.7	0	56.61	-	-	68.2	-11.59	25	111	H
4	5.469	47.45	Pk	34.8	-18.7	0	63.55	-	-	68.2	-4.65	25	111	H
5	* 5.46	32.1	RMS	34.8	-18.7	.1	48.3	54	-5.71	-	-	25	111	H
6	* 5.459	32.48	RMS	34.8	-18.7	.1	48.68	54	-5.33	-	-	25	111	H

* - indicates frequency in CFR47 Pt 15 / IC RSS-Restricted Band
Pk - Peak detector
RMS - RMS detection
BandEdge 5.350-5.470GHz 15_407 - H.TST 30915 29 Dec 2015
Rev 9.5 01 Dec 2016

This report shall not be reproduced except in full, without the written approval of UL Verification Services Inc.

LOW CHANNEL VERTICAL PLOT

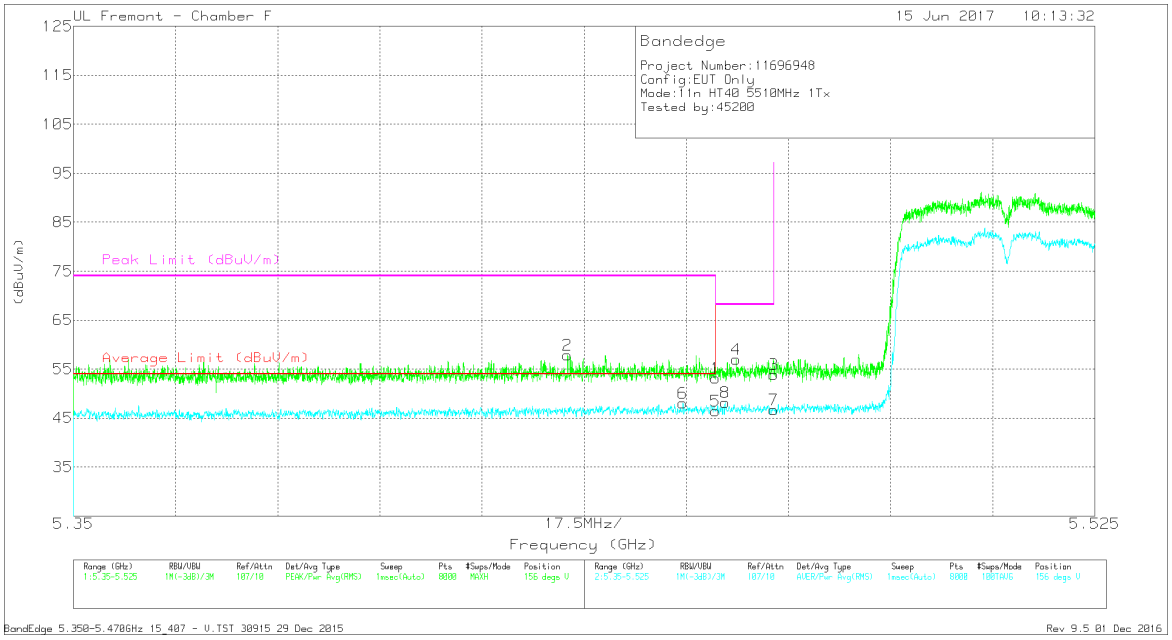

Marker	Frequency (GHz)	Meter Reading (dBuV)	Det	AF T119 (dB/m)	Amp/Cbl/Fltr/Pad (dB)	DC Corr (dB)	Corrected Reading (dBuV/m)	Average Limit (dBuV/m)	Margin (dB)	Peak Limit (dBuV/m)	PK Margin (dB)	Azimuth (Degs)	Height (cm)	Polarity
1	* 5.46	37.09	Pk	34.8	-18.7	0	53.19	-	-	74	-20.81	156	174	V
2	* 5.435	41.74	Pk	34.8	-18.7	0	57.84	-	-	74	-16.16	156	174	V
3	5.47	37.84	Pk	34.8	-18.7	0	53.94	-	-	68.2	-14.26	156	174	V
4	5.464	40.93	Pk	34.8	-18.7	0	57.03	-	-	68.2	-11.17	156	174	V
5	* 5.46	30.24	RMS	34.8	-18.7	.1	46.44	54	-7.57	-	-	156	174	V
6	* 5.454	31.81	RMS	34.8	-18.7	.1	48.01	54	-6	-	-	156	174	V

* - indicates frequency in CFR47 Pt 15 / IC RSS-Restricted Band
Pk - Peak detector
RMS - RMS detection
BandEdge 5.350-5.470GHz 15_407 - V.TST 30915 29 Dec 2015
Rev 9.5 01 Dec 2016

This report shall not be reproduced except in full, without the written approval of UL Verification Services Inc.

RESTRICTED BANDEDGE, LAT 3 (HIGH CHANNEL)

HIGH CHANNEL HORIZONTAL PLOT

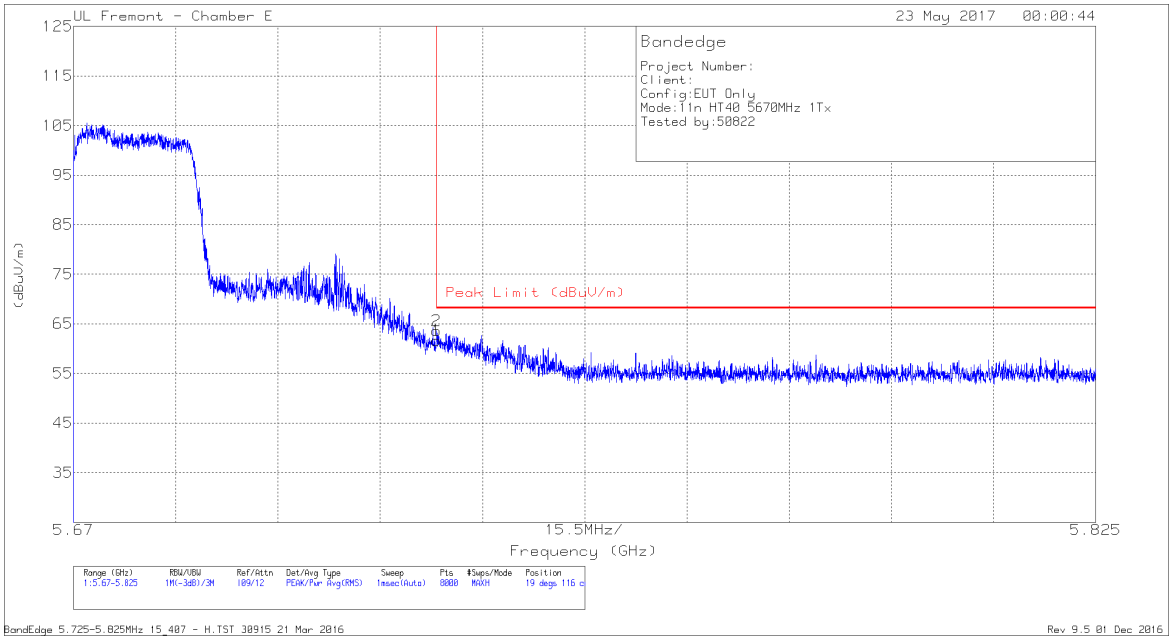

Marker	Frequency (GHz)	Meter Reading (dBuV)	Det	AF T136 (dB/m)	Amp/Cbl /Fltr/Pad (dB)	Corrected Reading (dBuV/m)	Peak Limit (dBuV/m)	PK Margin (dB)	Azimuth (Degs)	Height (cm)	Polarity
1	5.725	46.34	Pk	34.9	-19.6	61.64	68.2	-6.56	19	116	H
2	5.725	48.37	Pk	34.9	-19.6	63.67	68.2	-4.53	19	116	H

Pk - Peak detector

BandEdge 5.725-5.825MHz 15_407 - H.TST 30915 21 Mar 2016
Rev 9.5 01 Dec 2016

UL VERIFICATION SERVICES INC. FORM NO: CCSUP4701J
47173 BENICIA STREET, FREMONT, CA 94538, USA TEL: (510) 771-1000 FAX: (510) 661-0888
This report shall not be reproduced except in full, without the written approval of UL Verification Services Inc.

HIGH CHANNEL VERTICAL PLOT

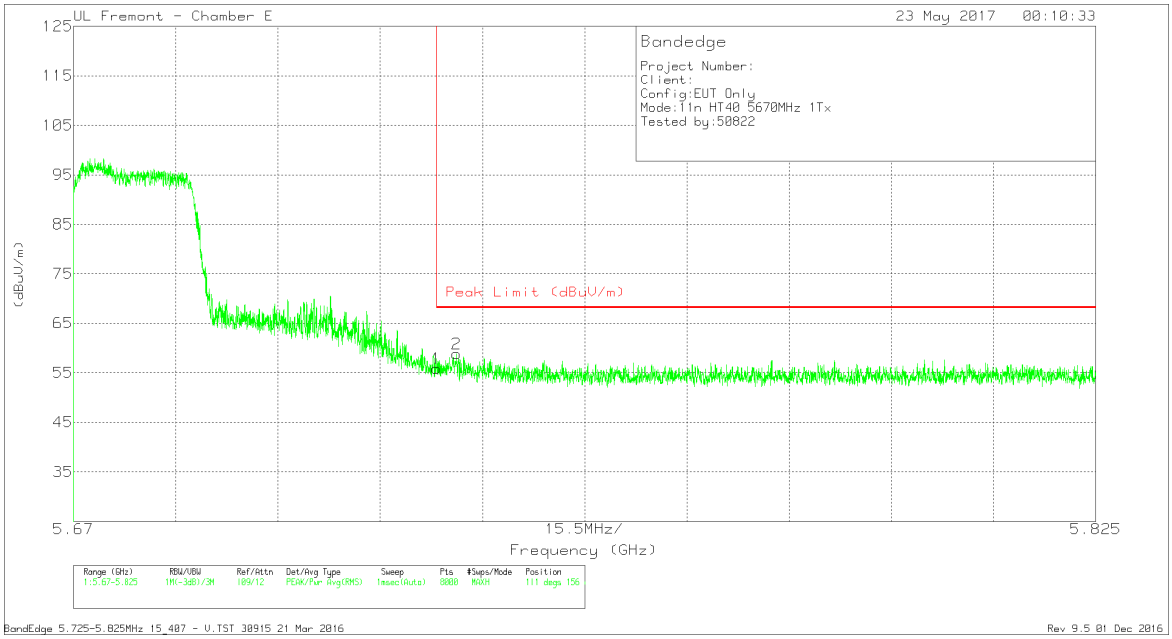

Marker	Frequency (GHz)	Meter Reading (dBuV)	Det	AF T136 (dB/m)	Amp/Cbl /Fltr/Pad (dB)	Corrected Reading (dBuV/m)	Peak Limit (dBuV/m)	PK Margin (dB)	Azimuth (Degs)	Height (cm)	Polarity
1	5.725	40.57	Pk	34.9	-19.6	55.87	68.2	-12.33	111	156	V
2	5.728	43.44	Pk	34.9	-19.5	58.84	68.2	-9.36	111	156	V

Pk - Peak detector

BandEdge 5.725-5.825MHz 15_407 - V.TST 30915 21 Mar 2016
Rev 9.5 01 Dec 2016

This report shall not be reproduced except in full, without the written approval of UL Verification Services Inc.

9.1.25. 802.11n HT40 2TX CDD MIMO MODE IN THE 5.6GHz BAND

RESTRICTED BANDEDGE (LOW CHANNEL)

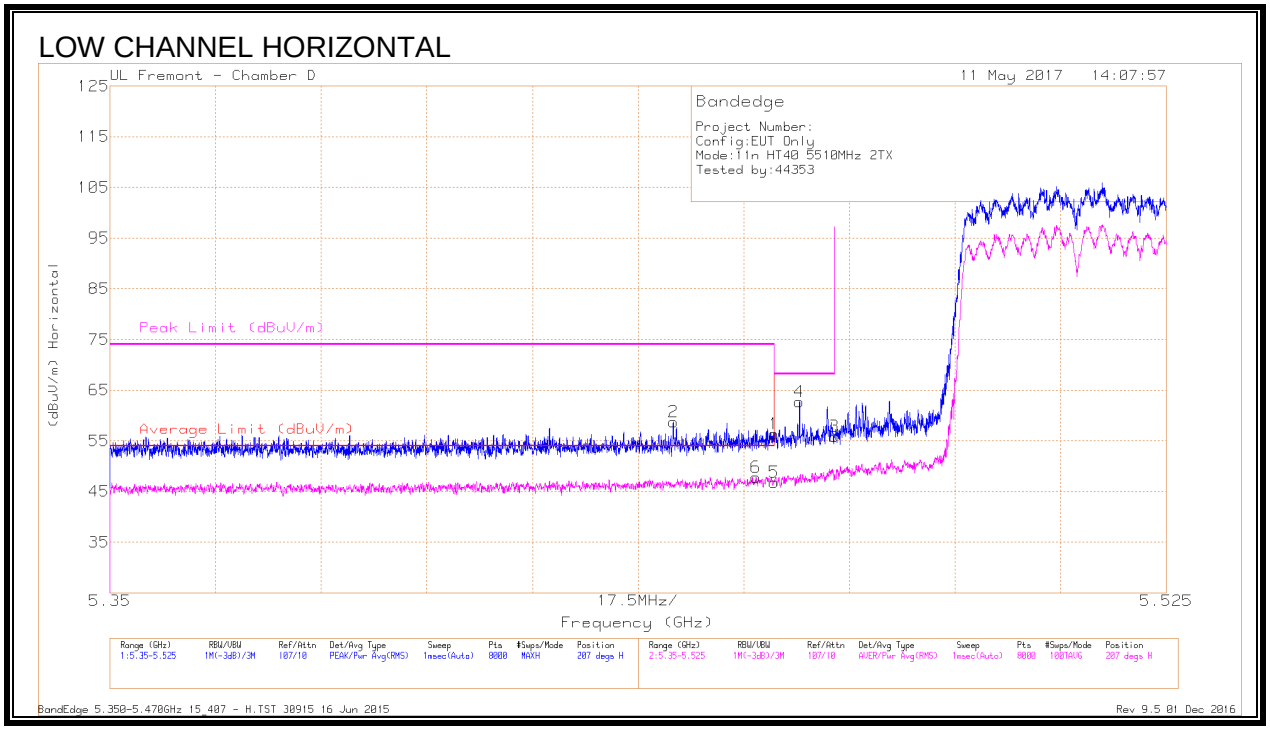

Marker	Frequency (GHz)	Meter Reading (dBuV)	Det	AF T120 (dB/m)	Amp/Cbl/Fltr/Pad (dB)	DC Corr (dB)	Corrected Reading (dBuV/m)	Average Limit (dBuV/m)	Margin (dB)	Peak Limit (dBuV/m)	PK Margin (dB)	Azimuth (Degs)	Height (cm)	Polarity
1	* 5.46	39.55	Pk	34.7	-17.9	0	56.35	-	-	74	-17.65	207	121	H
2	* 5.443	42.18	Pk	34.7	-18.1	0	58.78	-	-	74	-15.22	207	121	H
5	* 5.46	29.98	RMS	34.7	-17.9	.1	46.88	54	-7.12	-	-	207	121	H
6	* 5.457	31.07	RMS	34.7	-18	.1	47.87	54	-6.13	-	-	207	121	H
4	5.464	45.96	Pk	34.7	-17.9	0	62.76	-	-	68.2	-5.44	207	121	H
3	5.47	39.06	Pk	34.7	-17.9	0	55.86	-	-	68.2	-12.34	207	121	H

* - indicates frequency in CFR47 Pt 15 / IC RSS-Restricted Band
Pk - Peak detector
RMS - RMS detection
BandEdge 5.350-5.470GHz 15_407 - H.TST 30915 16 Jun 2015
Rev 9.5 01 Dec 2016

This report shall not be reproduced except in full, without the written approval of UL Verification Services Inc.

LOW CHANNEL VERTICAL

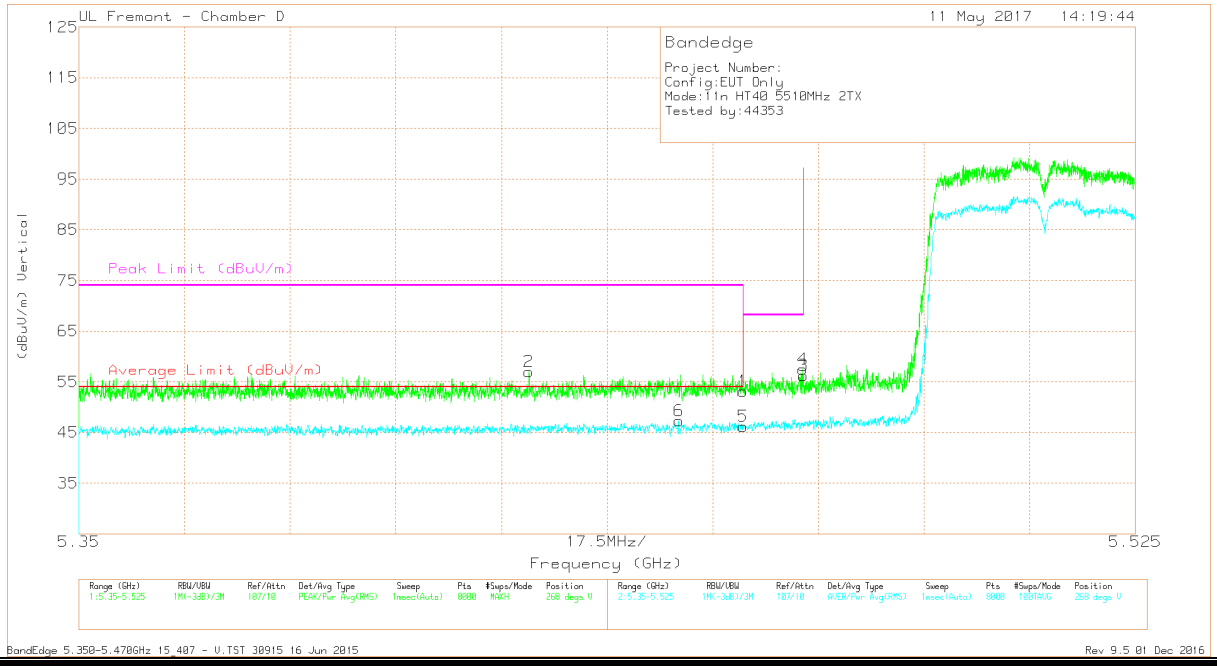

Marker	Frequency (GHz)	Meter Reading (dBuV)	Det	AF T120 (dB/m)	Amp/Cbl/Fltr/Pad (dB)	DC Corr (dB)	Corrected Reading (dBuV/m)	Average Limit (dBuV/m)	Margin (dB)	Peak Limit (dBuV/m)	PK Margin (dB)	Azimuth (Degs)	Height (cm)	Polarity
1	* 5.46	36.4	Pk	34.7	-17.9	0	53.2	-	-	74	-20.8	268	397	V
2	* 5.425	40.46	Pk	34.7	-18.2	0	56.96	-	-	74	-17.04	268	397	V
5	* 5.46	29.27	RMS	34.7	-17.9	.1	46.17	54	-7.83	-	-	268	397	V
6	* 5.449	30.57	RMS	34.7	-18.1	.1	47.27	54	-6.73	-	-	268	397	V
3	5.47	39.47	Pk	34.7	-17.9	0	56.27	-	-	68.2	-11.93	268	397	V
4	5.47	40.67	Pk	34.7	-17.9	0	57.47	-	-	68.2	-10.73	268	397	V

* - indicates frequency in CFR47 Pt 15 / IC RSS-Restricted Band
Pk - Peak detector
RMS - RMS detection
BandEdge 5.350-5.470GHz 15_407 - V.TST 30915 16 Jun 2015
Rev 9.5 01 Dec 2016

This report shall not be reproduced except in full, without the written approval of UL Verification Services Inc.

AUTHORIZED BANDEDGE (HIGH CHANNEL)

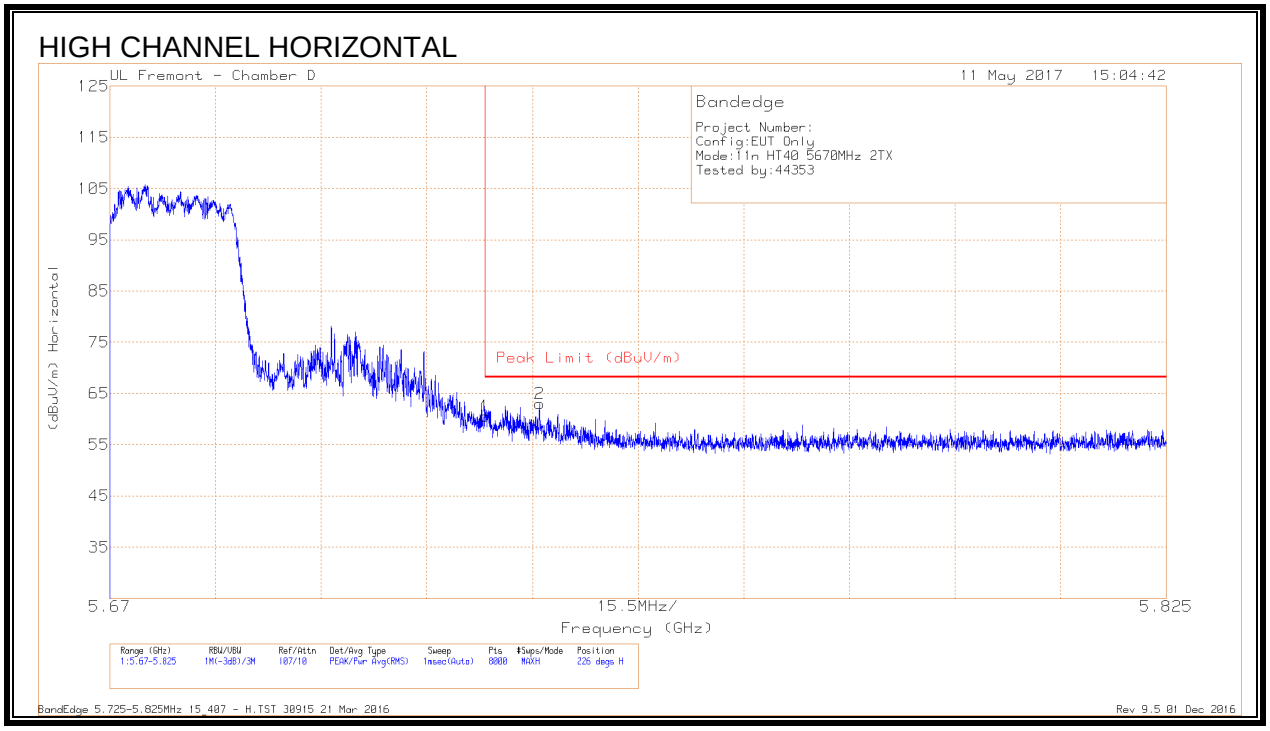

Marker	Frequency (GHz)	Meter Reading (dBuV)	Det	AF T120 (dB/m)	Amp/Cbl/ Fltr/Pad (dB)	DC Corr (dB)	Corrected Reading (dBuV/m)	Peak Limit (dBuV/m)	PK Margin (dB)	Azimuth (Degs)	Height (cm)	Polarity
1	5.725	43.45	Pk	34.6	-17.5	0	60.55	68.2	-7.65	226	210	H
2	5.733	45.92	Pk	34.6	-17.5	0	63.02	68.2	-5.18	226	210	H

Pk - Peak detector
BandEdge 5.725-5.825MHz 15_407 - H.TST 30915 21 Mar 2016
Rev 9.5 01 Dec 2016

This report shall not be reproduced except in full, without the written approval of UL Verification Services Inc.

HIGH CHANNEL VERTICAL

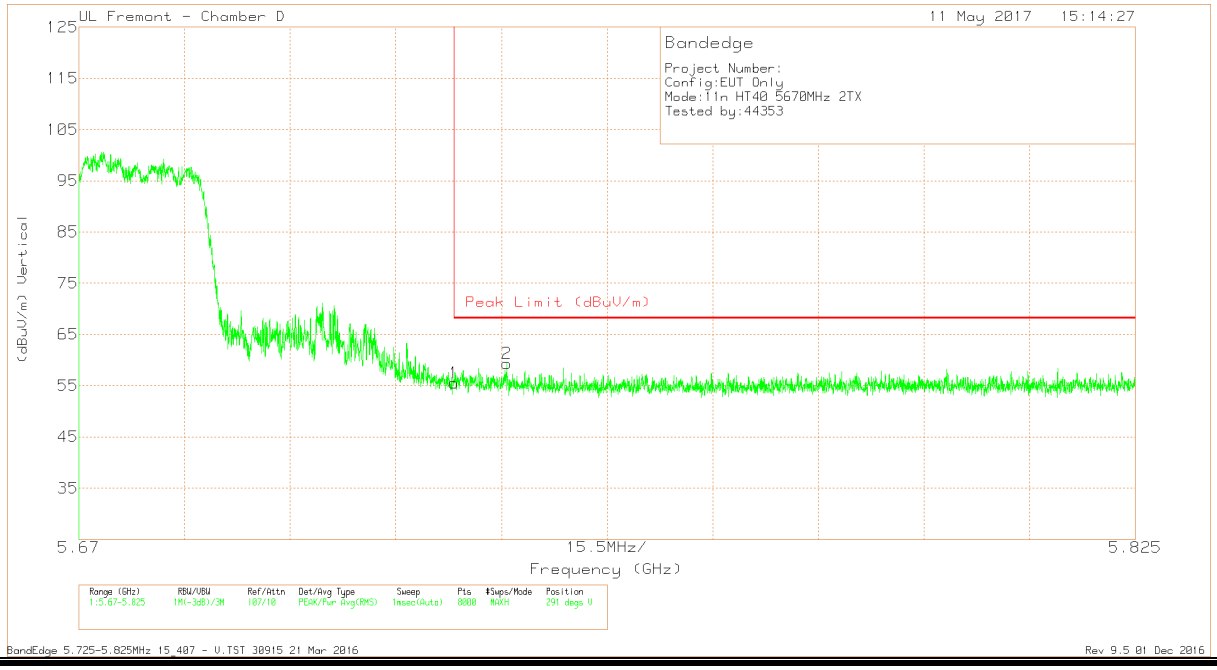

Marker	Frequency (GHz)	Meter Reading (dBuV)	Det	AF T120 (dB/m)	Amp/Cbl/ Fltr/Pad (dB)	DC Corr (dB)	Corrected Reading (dBuV/m)	Peak Limit (dBuV/m)	PK Margin (dB)	Azimuth (Degs)	Height (cm)	Polarity
1	5.725	38.38	Pk	34.6	-17.5	0	55.48	68.2	-12.72	291	197	V
2	5.733	42.21	Pk	34.6	-17.5	0	59.31	68.2	-8.89	291	197	V

Pk - Peak detector

BandEdge 5.725-5.825MHz 15_407 - V.TST 30915 21 Mar 2016
Rev 9.5 01 Dec 2016

UL VERIFICATION SERVICES INC. FORM NO: CCSUP4701J
47173 BENICIA STREET, FREMONT, CA 94538, USA TEL: (510) 771-1000 FAX: (510) 661-0888
This report shall not be reproduced except in full, without the written approval of UL Verification Services Inc.

HARMONICS AND SPURIOUS EMISSIONS

LOW CHANNEL HORIZONTAL

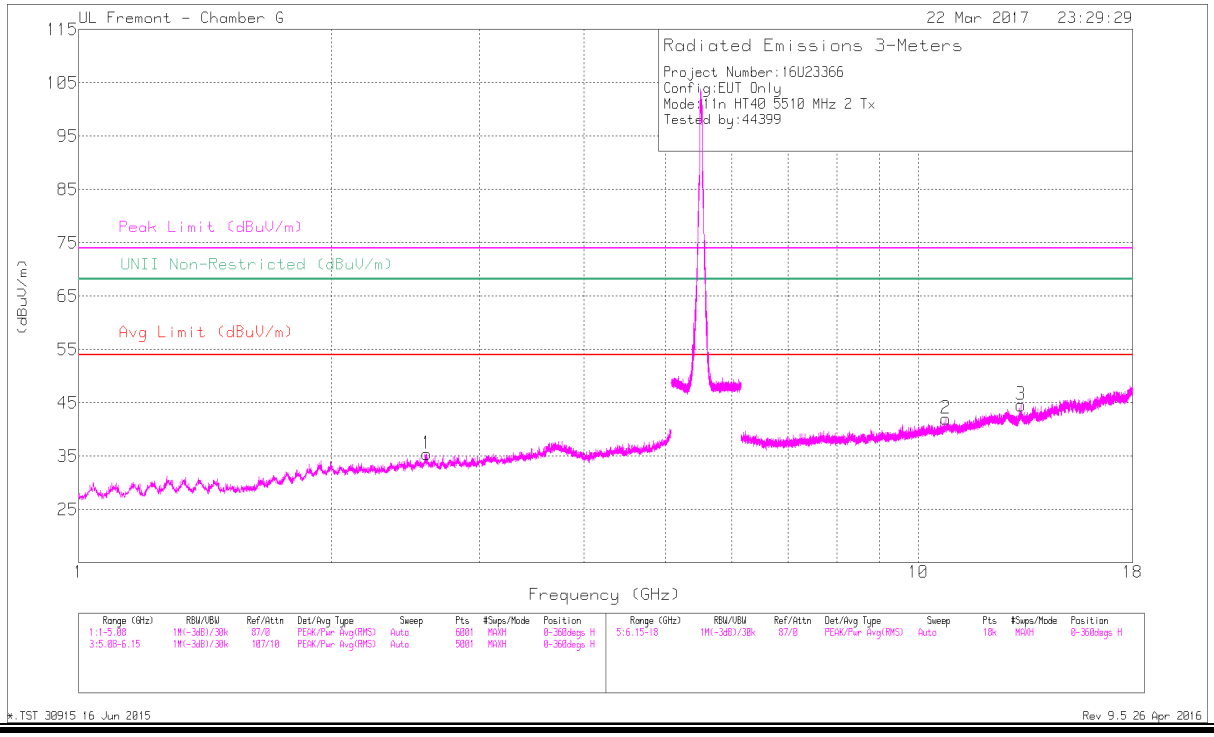

LOW CHANNEL VERTICAL

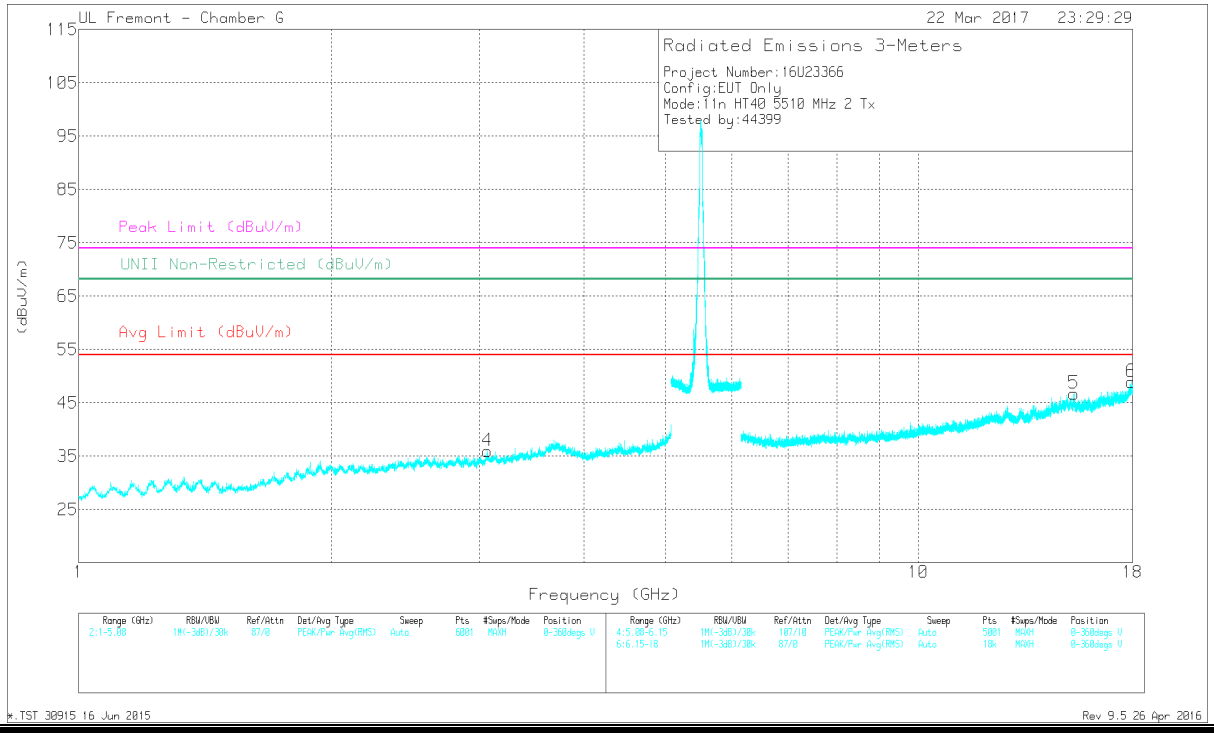

This report shall not be reproduced except in full, without the written approval of UL Verification Services Inc.

DATA

Marker	Frequency (GHz)	Meter Reading (dBuV)	Det	AF T136 (dB/m)	Amp/Cbl/Fltr/Pad (dB)	DC Corr (dB)	Corrected Reading (dBuV/m)	Avg Limit (dBuV/m)	Margin (dB)	Peak Limit (dBuV/m)	PK Margin (dB)	UNII Non-Restricted (dBuV/m)	PK Margin (dB)	Azimuth (Degs)	Height (cm)	Polarity
2	* 10.788	36.09	PK-U	37.6	-26.1	0	47.59	-	-	74	-26.41	-	-	96	206	H
	* 10.787	25.88	ADR	37.6	-26.1	.1	37.48	54	-16.52	-	-	-	-	96	206	H
3	* 13.252	35.71	PK-U	39.1	-24.9	0	49.91	-	-	74	-24.09	-	-	213	339	H
	* 13.251	26.08	ADR	39.1	-24.9	.1	40.38	54	-13.62	-	-	-	-	213	339	H
6	* 17.928	33.37	PK-U	42.2	-21.1	0	54.47	-	-	74	-19.53	-	-	110	146	V
	* 17.927	23.52	ADR	42.2	-21.1	.1	44.72	54	-9.28	-	-	-	-	110	146	V
1	2.598	42.52	PK-U	32.8	-33	0	42.32	-	-	-	-	68.2	-25.88	248	256	H
4	3.067	42.07	PK-U	32.8	-32	0	42.87	-	-	-	-	68.2	-25.33	282	343	V
5	15.33	36.94	PK-U	40.7	-25.4	0	52.24	-	-	-	-	68.2	-15.96	15	146	H

* - indicates frequency in CFR47 Pt 15 / IC RSS-Restricted Band
Av - Average detection
PK-U - U-NII: Maximum Peak
ADR - U-NII AD primary method, RMS average
*.TST 30915 16 Jun 2015
Rev 9.5 26 Apr 2016

UL VERIFICATION SERVICES INC. FORM NO: CCSUP4701J
47173 BENICIA STREET, FREMONT, CA 94538, USA TEL: (510) 771-1000 FAX: (510) 661-0888
This report shall not be reproduced except in full, without the written approval of UL Verification Services Inc.

MID CHANNEL HORIZONTAL

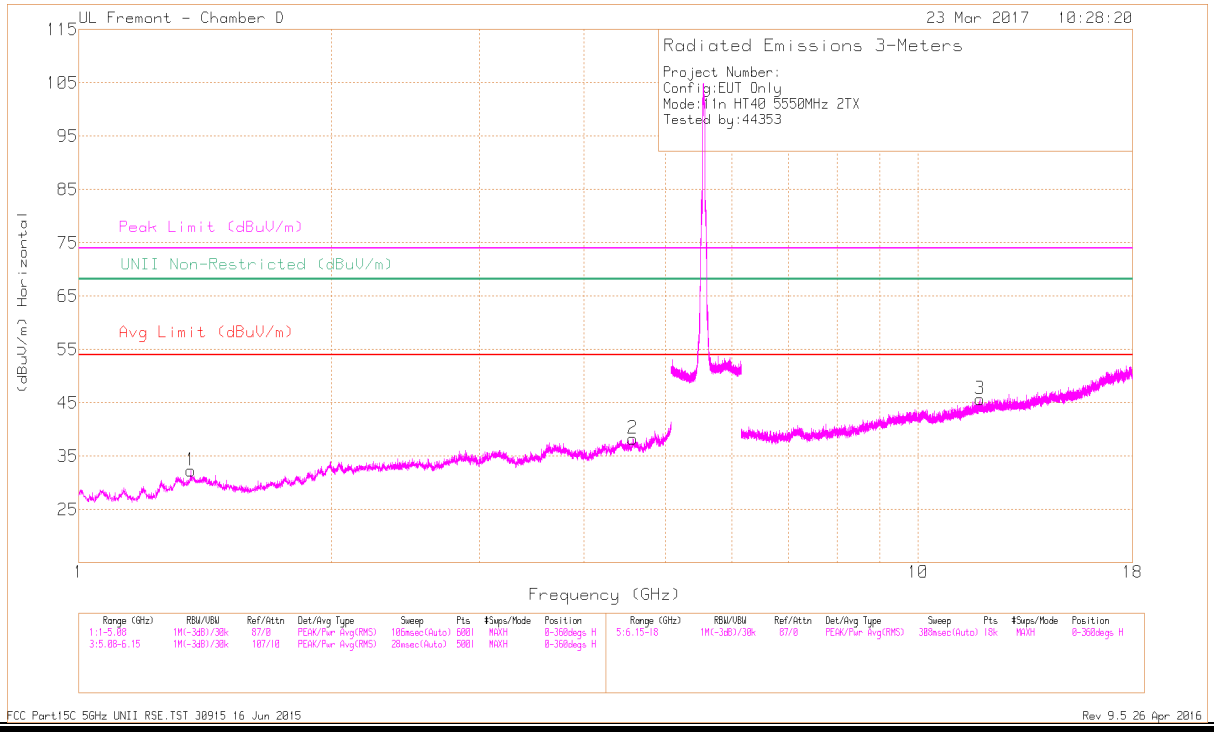

MID CHANNEL VERTICAL

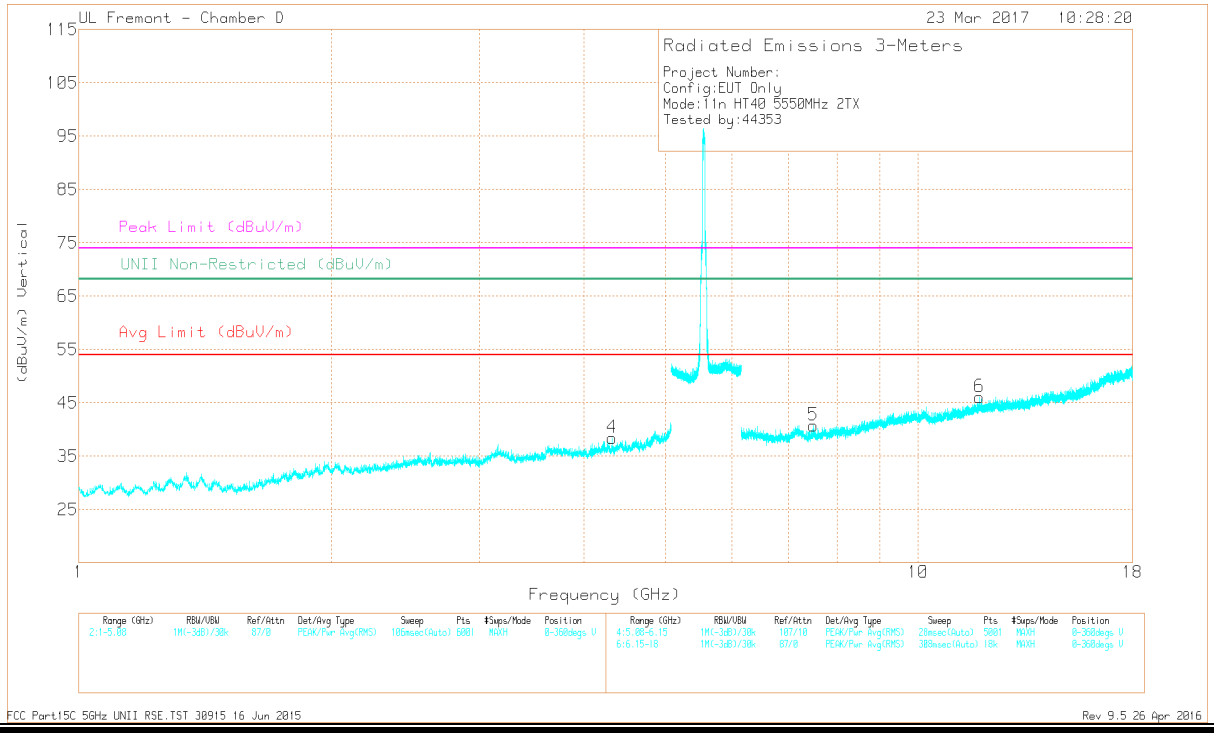

UL VERIFICATION SERVICES INC. FORM NO: CCSUP4701J
47173 BENICIA STREET, FREMONT, CA 94538, USA TEL: (510) 771-1000 FAX: (510) 661-0888
This report shall not be reproduced except in full, without the written approval of UL Verification Services Inc.

DATA

Marker	Frequency (GHz)	Meter Reading (dBuV)	Det	AF T862 (dB/m)	Amp/Cbl/Fltr/Pad (dB)	DC Corr (dB)	Corrected Reading (dBuV/m)	Avg Limit (dBuV/m)	Margin (dB)	Peak Limit (dBuV/m)	PK Margin (dB)	UNII Non-Restricted (dBuV/m)	PK Margin (dB)	Azimuth (Degs)	Height (cm)	Polarity
1	* 1.359	39.54	PK-U	29.3	-31.6	0	37.24	-	-	74	-36.76	-	-	310	288	H
	* 1.36	29.3	ADR	29.3	-31.6	.1	27.1	54	-26.9	-	-	-	-	310	288	H
2	* 4.574	38.08	PK-U	34	-27.4	0	44.68	-	-	74	-29.32	-	-	155	201	H
	* 4.576	27.59	ADR	34	-27.3	.1	34.39	54	-19.61	-	-	-	-	155	201	H
4	* 4.32	38.47	PK-U	33.6	-28.3	0	43.77	-	-	74	-30.23	-	-	252	169	V
	* 4.32	27.94	ADR	33.6	-28.3	.1	33.34	54	-20.66	-	-	-	-	252	169	V
3	* 11.839	35.06	PK-U	38.8	-21.6	0	52.26	-	-	74	-21.74	-	-	117	292	H
	* 11.839	24.12	ADR	38.8	-21.6	.1	41.42	54	-12.58	-	-	-	-	117	292	H
5	* 7.497	34.93	PK-U	35.7	-24.2	0	46.43	-	-	74	-27.57	-	-	51	133	V
	* 7.498	25.14	ADR	35.7	-24.2	.1	36.74	54	-17.26	-	-	-	-	51	133	V
6	* 11.826	33.9	PK-U	38.8	-21.4	0	51.3	-	-	74	-22.7	-	-	104	157	V
	* 11.826	24.13	ADR	38.8	-21.4	.1	41.63	54	-12.37	-	-	-	-	104	157	V

* - indicates frequency in CFR47 Pt 15 / IC RSS-Restricted Band
PK-U - U-NII: Maximum Peak
ADR - U-NII AD primary method, RMS average
FCC Part15C 5GHz UNII RSE.TST 30915 16 Jun 2015
Rev 9.5 26 Apr 2016

UL VERIFICATION SERVICES INC. FORM NO: CCSUP4701J
47173 BENICIA STREET, FREMONT, CA 94538, USA TEL: (510) 771-1000 FAX: (510) 661-0888
This report shall not be reproduced except in full, without the written approval of UL Verification Services Inc.

HIGH CHANNEL HORIZONTAL

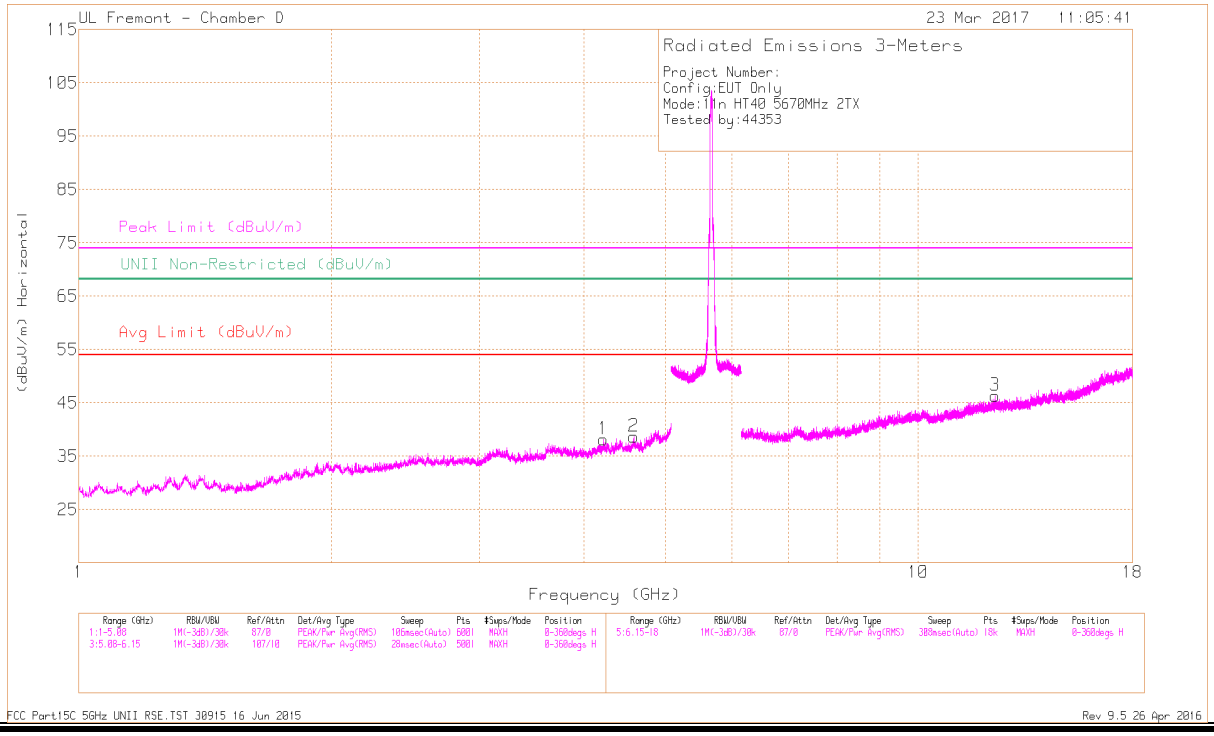

HIGH CHANNEL VERTICAL

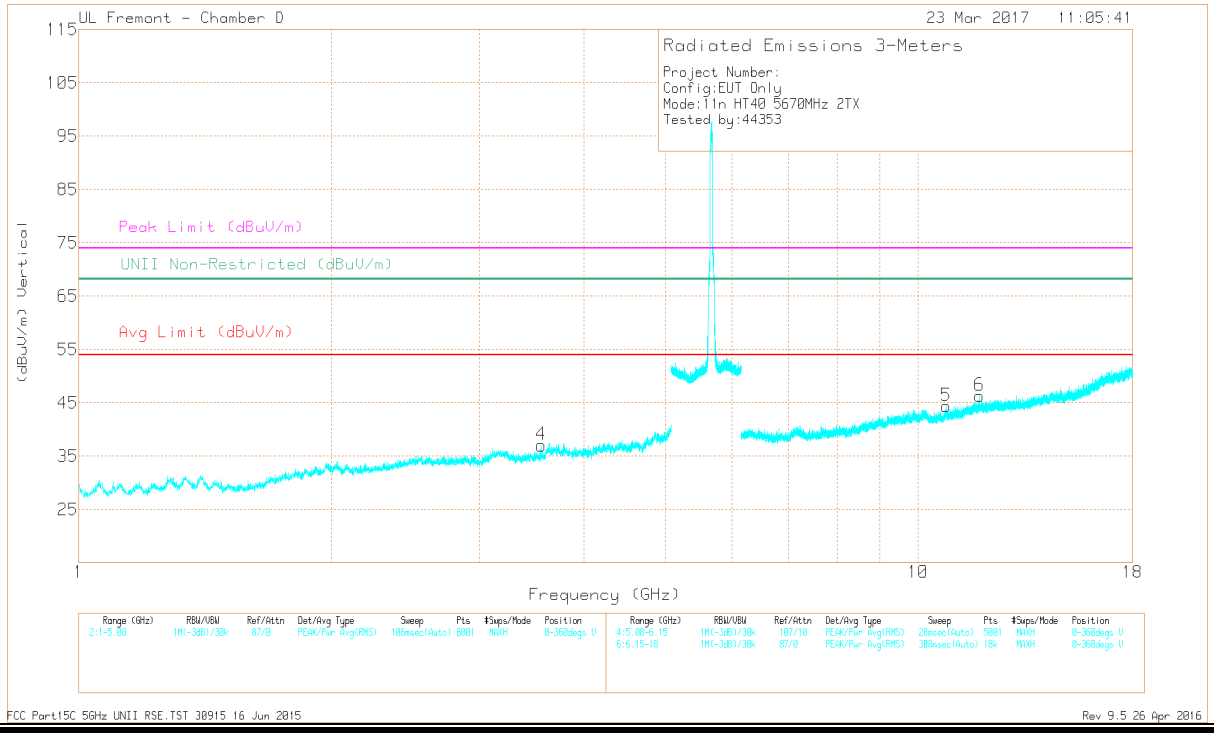

This report shall not be reproduced except in full, without the written approval of UL Verification Services Inc.

DATA

Marker	Frequency (GHz)	Meter Reading (dBuV)	Det	AF T862 (dB/m)	Amp/Cbl/Fltr/Pad (dB)	DC Corr (dB)	Corrected Reading (dBuV/m)	Avg Limit (dBuV/m)	Margin (dB)	Peak Limit (dBuV/m)	PK Margin (dB)	UNII Non-Restricted (dBuV/m)	PK Margin (dB)	Azimuth (Degs)	Height (cm)	Polarity
1	* 4.216	37.53	PK-U	33.5	-27.8	0	43.23	-	-	74	-30.77	-	-	93	226	H
	* 4.218	27.43	ADR	33.5	-27.9	.1	33.13	54	-20.87	-	-	-	-	93	226	H
2	* 4.583	37.25	PK-U	34	-27.3	0	43.95	-	-	74	-30.05	-	-	175	168	H
	* 4.585	27.28	ADR	34	-27.4	.1	33.98	54	-20.02	-	-	-	-	175	168	H
4	* 3.553	39.26	PK-U	33.1	-29.2	0	43.16	-	-	74	-30.84	-	-	332	102	V
	* 3.555	28.17	ADR	33.1	-29.3	.1	32.07	54	-21.93	-	-	-	-	332	102	V
3	* 12.353	33.49	PK-U	38.9	-20.9	0	51.49	-	-	74	-22.51	-	-	264	326	H
	* 12.35	23.8	ADR	38.9	-20.9	.1	41.9	54	-12.1	-	-	-	-	264	326	H
5	* 10.793	33.09	PK-U	37.3	-20.5	0	49.89	-	-	74	-24.11	-	-	197	225	V
	* 10.792	23.44	ADR	37.3	-20.5	.1	40.34	54	-13.66	-	-	-	-	197	225	V
6	* 11.825	34.39	PK-U	38.8	-21.4	0	51.79	-	-	74	-22.21	-	-	228	170	V
	* 11.826	24.08	ADR	38.8	-21.4	.1	41.58	54	-12.42	-	-	-	-	228	170	V

* - indicates frequency in CFR47 Pt 15 / IC RSS-Restricted Band
PK-U - U-NII: Maximum Peak
ADR - U-NII AD primary method, RMS average
FCC Part15C 5GHz UNII RSE.TST 30915 16 Jun 2015
Rev 9.5 26 Apr 2016

UL VERIFICATION SERVICES INC. FORM NO: CCSUP4701J
47173 BENICIA STREET, FREMONT, CA 94538, USA TEL: (510) 771-1000 FAX: (510) 661-0888
This report shall not be reproduced except in full, without the written approval of UL Verification Services Inc.

9.1.26. 11n HT40 2TX CDD MIMO STRADDLE CHANNEL 142

HARMONICS AND SPURIOUS EMISSIONS

LOW CHANNEL HORIZONTAL

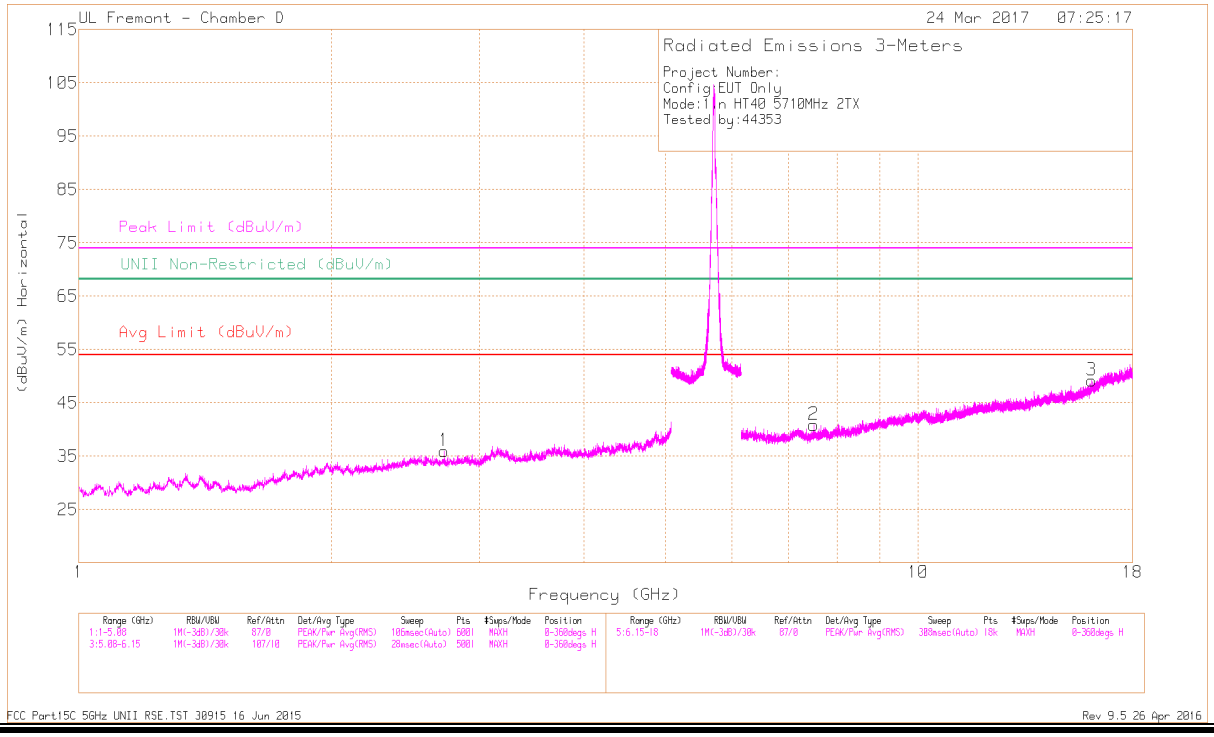

LOW CHANNEL VERTICAL

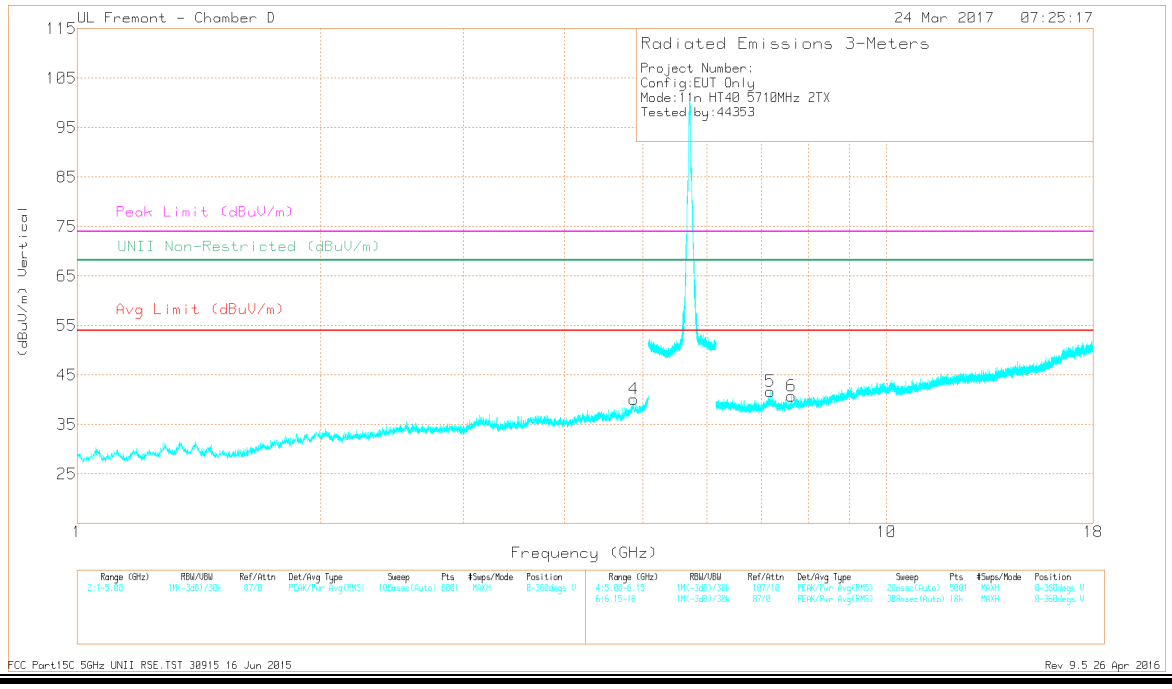

This report shall not be reproduced except in full, without the written approval of UL Verification Services Inc.