DATA

Marker	Frequency (GHz)	Meter Reading (dBuV)	Det	AF T344 (dB/m)	Amp/Cbl /Fltr/Pad (dB)	Corrected Reading (dBuV/m)	Avg Limit (dBuV/m)	Margin (dB)	Peak Limit (dBuV/m)	PK Margin (dB)	Azimuth (Degs)	Height (cm)	Polarity
1	* 2.76	36.93	PKFH	32.3	-16.2	53.03	-	-	74	-20.97	236	252	H
	* 2.761	23.7	VA1T	32.3	-16.2	39.8	54	-14.2	-	-	236	252	H
2	* 2.372	35.1	PKFH	32.2	-16.6	50.7	-	-	74	-23.3	337	376	V
	* 2.372	23.54	VA1T	32.2	-16.6	39.14	54	-14.86	-	-	337	376	V
3	5.834	38.23	PKFH	35.4	-32.2	41.43	-	-	-	-	69	315	H
4	* 12.24	33.63	PKFH	38.7	-26	46.33	-	-	74	-27.67	74	224	H
	* 12.237	21.91	VA1T	38.7	-26	34.61	54	-19.39	-	-	74	224	H
5	* 3.805	42.27	PKFH	33.2	-35.4	40.07	-	-	74	-33.93	190	355	V
	* 3.805	31.02	VA1T	33.2	-35.4	28.82	54	-25.18	-	-	190	355	V
6	* 11.118	34.56	PKFH	38.3	-27.3	45.56	-	-	74	-28.44	33	154	V
	* 11.116	22.56	VA1T	38.3	-27.3	33.56	54	-20.44	-	-	33	154	V

* - indicates frequency in CFR47 Pt 15 / IC RSS-Restricted Band
PKFH - FHSS: RB=100k/1MHz VB=3 x RB, Peak
VA1T - FHSS: Linear Voltage Average VB=1/Ton where: Ton is transmit duration

This report shall not be reproduced except in full, without the written approval of UL Verification Services Inc.

HIGH CHANNEL HORIZONTAL

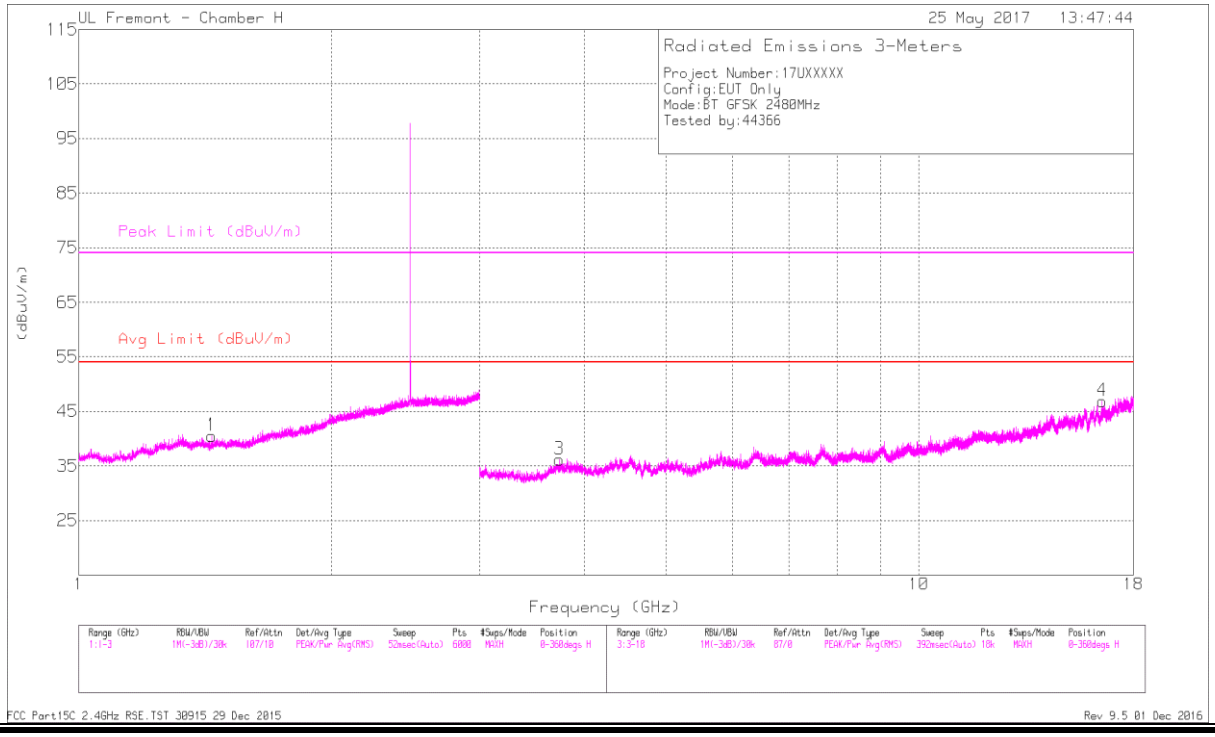

HIGH CHANNEL VERTICAL

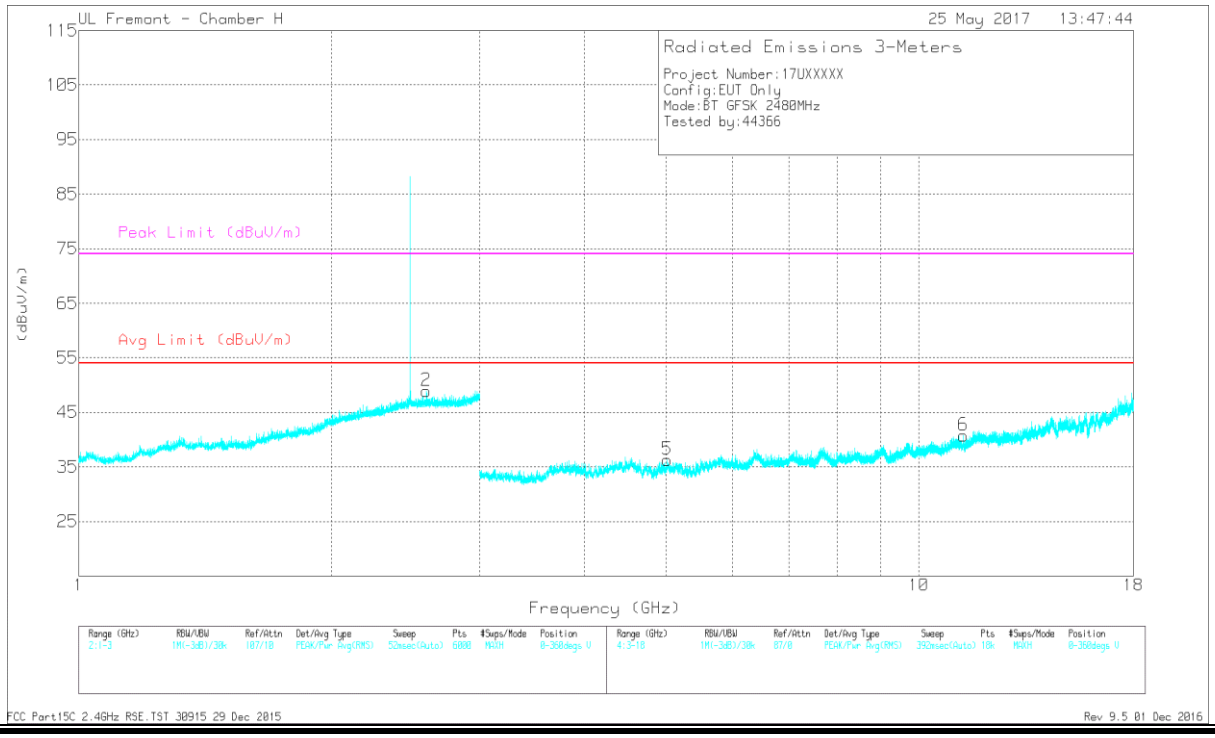

This report shall not be reproduced except in full, without the written approval of UL Verification Services Inc.

Marker	Frequency (GHz)	Meter Reading (dBuV)	Det	AF T344 (dB/m)	Amp/Cbl /Fltr/Pad (dB)	Corrected Reading (dBuV/m)	Avg Limit (dBuV/m)	Margin (dB)	Peak Limit (dBuV/m)	PK Margin (dB)	Azimuth (Degs)	Height (cm)	Polarity
1	* 1.44	34.63	PKFH	28.6	-18.4	44.83	-	-	74	-29.17	198	138	H
	* 1.442	22.19	VA1T	28.6	-18.4	32.39	54	-21.61	-	-	198	138	H
2	2.595	35.12	PKFH	32.2	-16.2	51.12	-	-	-	-	122	211	V
3	* 3.733	43.76	PKFH	33.1	-35.8	41.06	-	-	74	-32.94	213	279	H
	* 3.733	31.25	VA1T	33.1	-35.8	28.55	54	-25.45	-	-	213	279	H
4	16.525	32.68	PKFH	41.8	-23.4	51.08	-	-	-	-	255	364	H
5	* 5.015	40.24	PKFH	34.1	-34.1	40.24	-	-	74	-33.76	217	104	V
	* 5.017	28.7	VA1T	34.1	-34.1	28.7	54	-25.3	-	-	217	104	V
6	* 11.293	33.9	PKFH	38.1	-26.6	45.4	-	-	74	-28.6	141	165	V
	* 11.291	21.89	VA1T	38.1	-26.6	33.39	54	-20.61	-	-	141	165	V

* - indicates frequency in CFR47 Pt 15 / IC RSS-Restricted Band
PKFH - FHSS: RB=100k/1MHz VB=3 x RB, Peak
VA1T - FHSS: Linear Voltage Average VB=1/Ton where: Ton is transmit duration

This report shall not be reproduced except in full, without the written approval of UL Verification Services Inc.

9.5. UAT 1, Plow ENHANCED DATA RATE 8PSK MODULATION

9.5.1. RESTRICTED BANDEDGE (LOW CHANNEL)

LOW CHANNEL HORIZONTAL

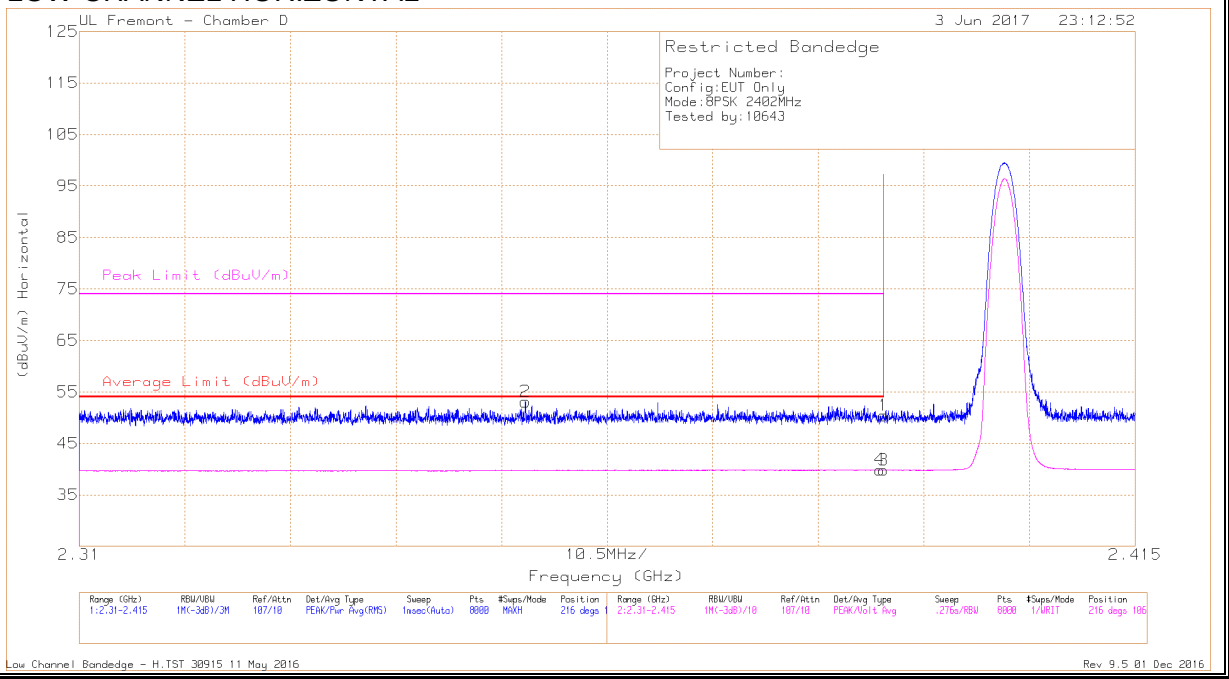

Marker	Frequency (GHz)	Meter Reading (dBuV)	Det	AF T120 (dB/m)	Amp/Cbl/Fltr/ Pad (dB)	Corrected Reading (dBuV/m)	Average Limit (dBuV/m)	Margin (dB)	Peak Limit (dBuV/m)	PK Margin (dB)	Azimuth (Degs)	Height (cm)	Polarity
1	* 2.39	39.01	Pk	32.1	-20.7	50.41	-	-	74	-23.59	216	106	H
2	* 2.354	41.9	Pk	32.1	-20.9	53.1	-	-	74	-20.9	216	106	H
3	* 2.39	28.41	VA1T	32.1	-20.7	39.81	54	-14.19	-	-	216	106	H
4	* 2.39	28.56	VA1T	32.1	-20.8	39.86	54	-14.14	-	-	216	106	H

* - indicates frequency in CFR47 Pt 15 / IC RSS-Restricted Band
Pk - Peak detector
VA1T - FHSS: Linear Voltage Average VB=1/Ton where: Ton is transmit duration

This report shall not be reproduced except in full, without the written approval of UL Verification Services Inc.

LOW CHANNEL VERTICAL

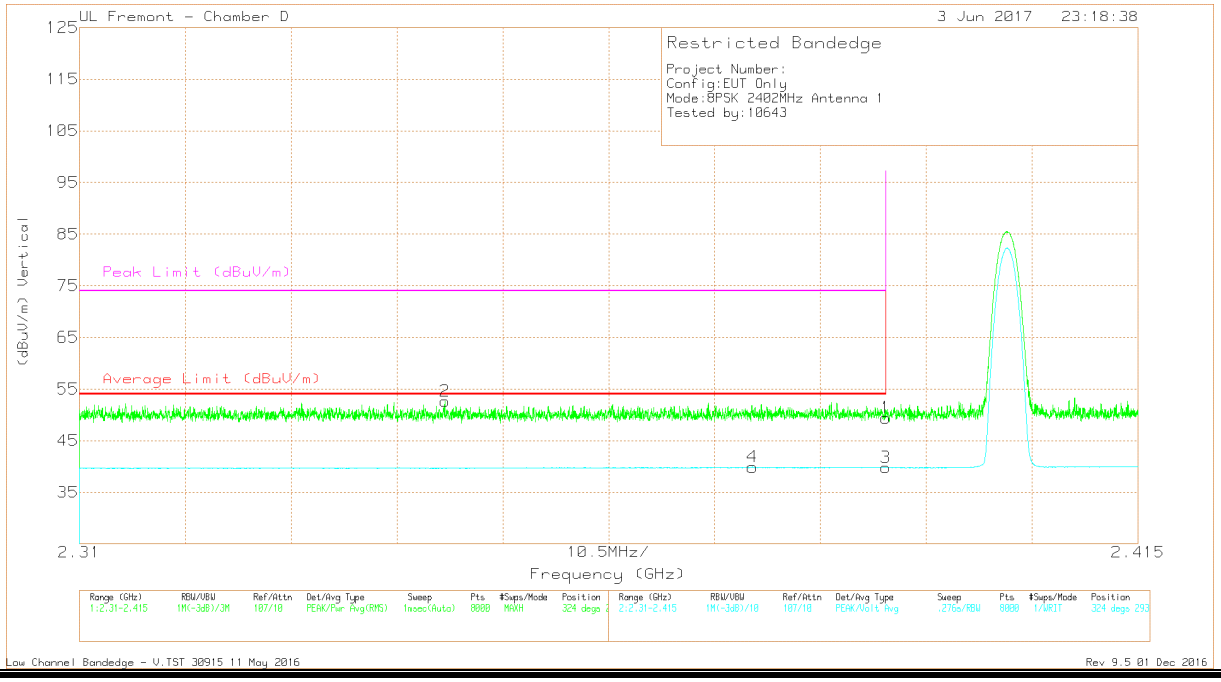

Marker	Frequency (GHz)	Meter Reading (dBuV)	Det	AF T120 (dB/m)	Amp/Cbl/Fltr/ Pad (dB)	Corrected Reading (dBuV/m)	Average Limit (dBuV/m)	Margin (dB)	Peak Limit (dBuV/m)	PK Margin (dB)	Azimuth (Degs)	Height (cm)	Polarity
1	* 2.39	38.02	Pk	32.1	-20.7	49.42	-	-	74	-24.58	324	293	V
2	* 2.346	41.42	Pk	32.1	-20.9	52.62	-	-	74	-21.38	324	293	V
3	* 2.39	28.42	VA1T	32.1	-20.7	39.82	54	-14.18	-	-	324	293	V
4	* 2.377	28.59	VA1T	32.1	-20.8	39.89	54	-14.11	-	-	324	293	V

* - indicates frequency in CFR47 Pt 15 / IC RSS-Restricted Band
Pk - Peak detector
VA1T - FHSS: Linear Voltage Average VB=1/Ton where: Ton is transmit duration

This report shall not be reproduced except in full, without the written approval of UL Verification Services Inc.

9.5.2. AUTHORIZED BANDEDGE (HIGH CHANNEL)

HIGH CHANNEL HORIZONTAL

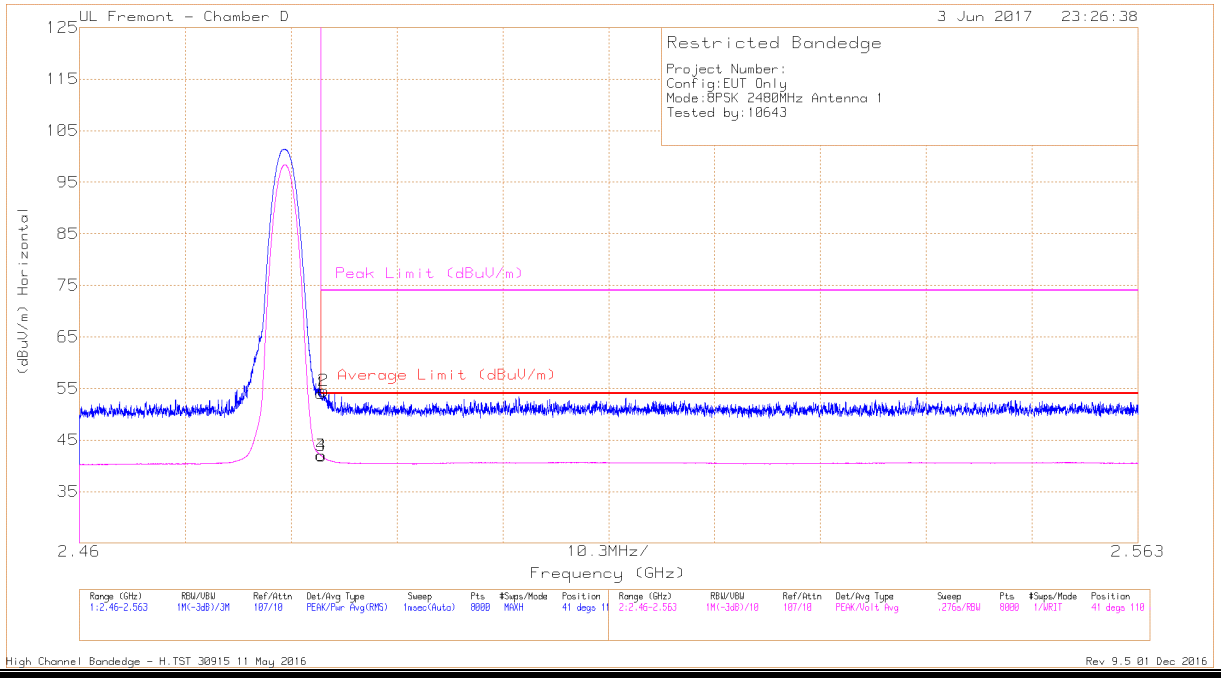

Marker	Frequency (GHz)	Meter Reading (dBuV)	Det	AF T120 (dB/m)	Amp/Cbl/Fltr/ Pad (dB)	Corrected Reading (dBuV/m)	Average Limit (dBuV/m)	Margin (dB)	Peak Limit (dBuV/m)	PK Margin (dB)	Azimuth (Degs)	Height (cm)	Polarity
1	* 2.484	42.32	Pk	32.5	-20.8	54.02	-	-	74	-19.98	41	110	H
2	* 2.484	42.86	Pk	32.5	-20.8	54.56	-	-	74	-19.44	41	110	H
3	* 2.484	30.3	VA1T	32.5	-20.8	42	54	-12	-	-	41	110	H
4	* 2.484	30.27	VA1T	32.5	-20.8	41.97	54	-12.03	-	-	41	110	H

* - indicates frequency in CFR47 Pt 15 / IC RSS-Restricted Band
Pk - Peak detector
VA1T - FHSS: Linear Voltage Average VB=1/Ton where: Ton is transmit duration

This report shall not be reproduced except in full, without the written approval of UL Verification Services Inc.

HIGH CHANNEL VERTICAL

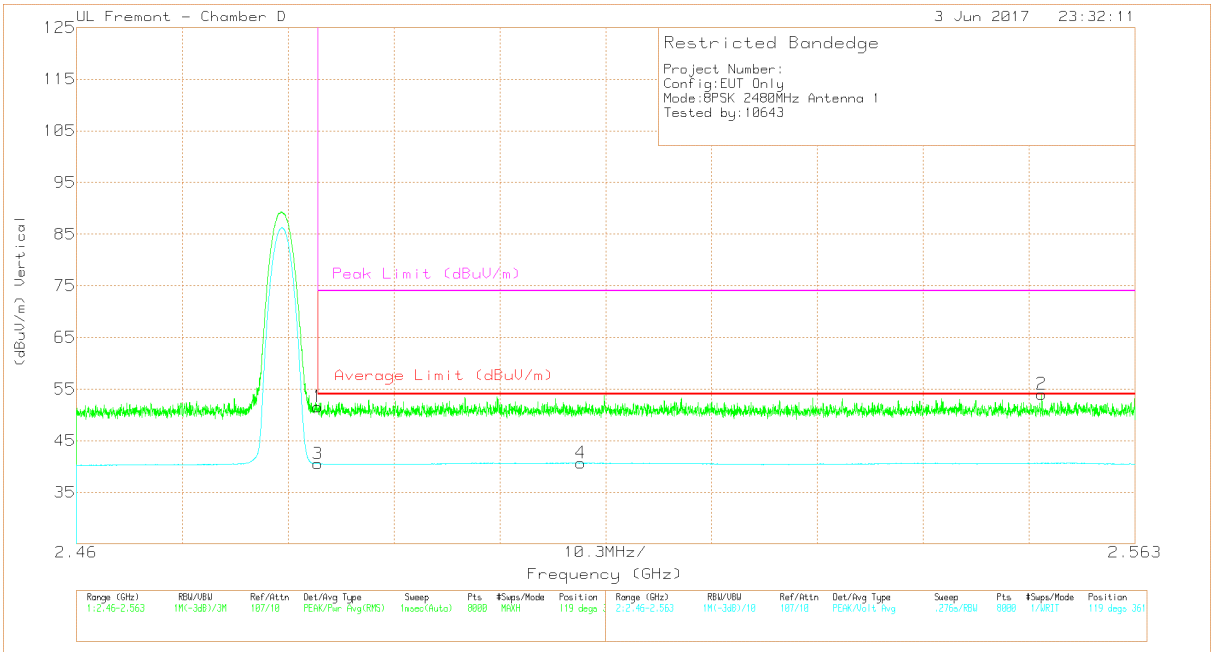

Marker	Frequency (GHz)	Meter Reading (dBuV)	Det	AF T120 (dB/m)	Amp/Cbl/Fltr/ Pad (dB)	Corrected Reading (dBuV/m)	Average Limit (dBuV/m)	Margin (dB)	Peak Limit (dBuV/m)	PK Margin (dB)	Azimuth (Degs)	Height (cm)	Polarity
1	* 2.484	39.9	Pk	32.5	-20.8	51.6	-	-	74	-22.4	119	361	V
2	2.554	42.04	Pk	32.6	-20.6	54.04	-	-	74	-19.96	119	361	V
3	* 2.484	28.84	VA1T	32.5	-20.8	40.54	54	-13.46	-	-	119	361	V
4	2.509	28.69	VA1T	32.6	-20.6	40.69	54	-13.31	-	-	119	361	V

* - indicates frequency in CFR47 Pt 15 / IC RSS-Restricted Band
Pk - Peak detector
VA1T - FHSS: Linear Voltage Average VB=1/Ton where: Ton is transmit duration

This report shall not be reproduced except in full, without the written approval of UL Verification Services Inc.

9.5.3. HARMONICS AND SPURIOUS EMISSIONS

LOW CHANNEL HORIZONTAL

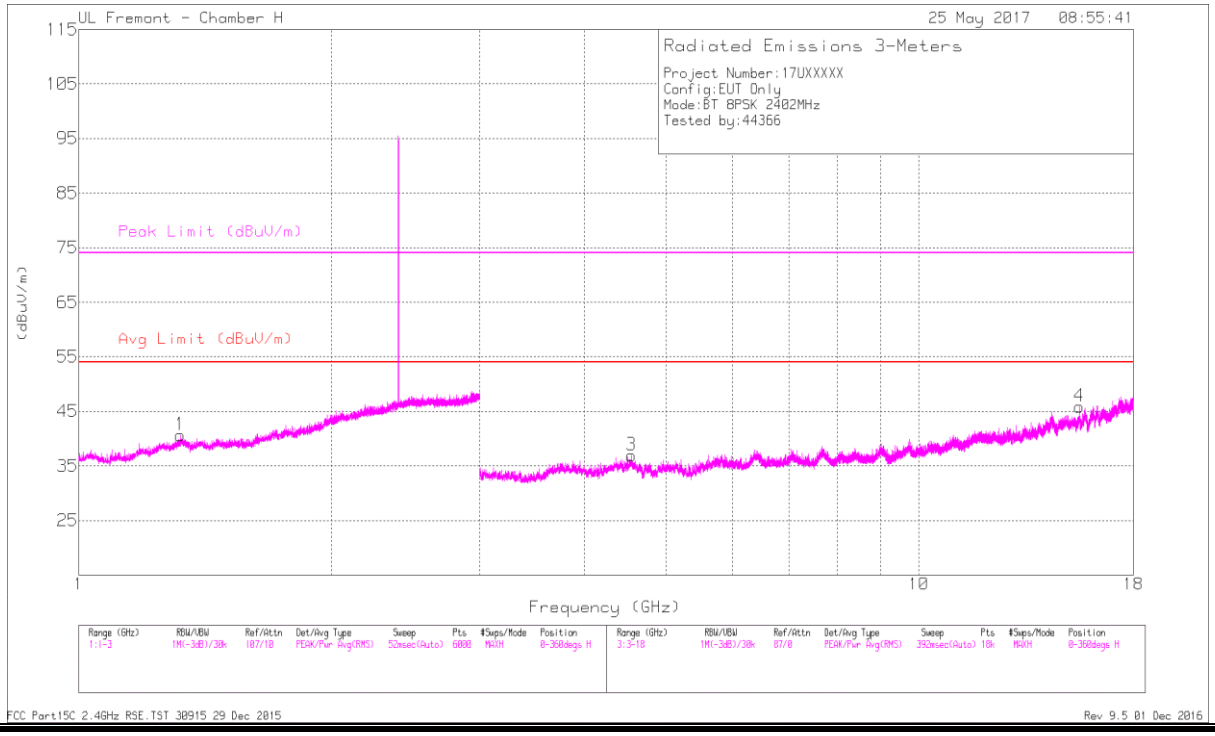

LOW CHANNEL VERTICAL

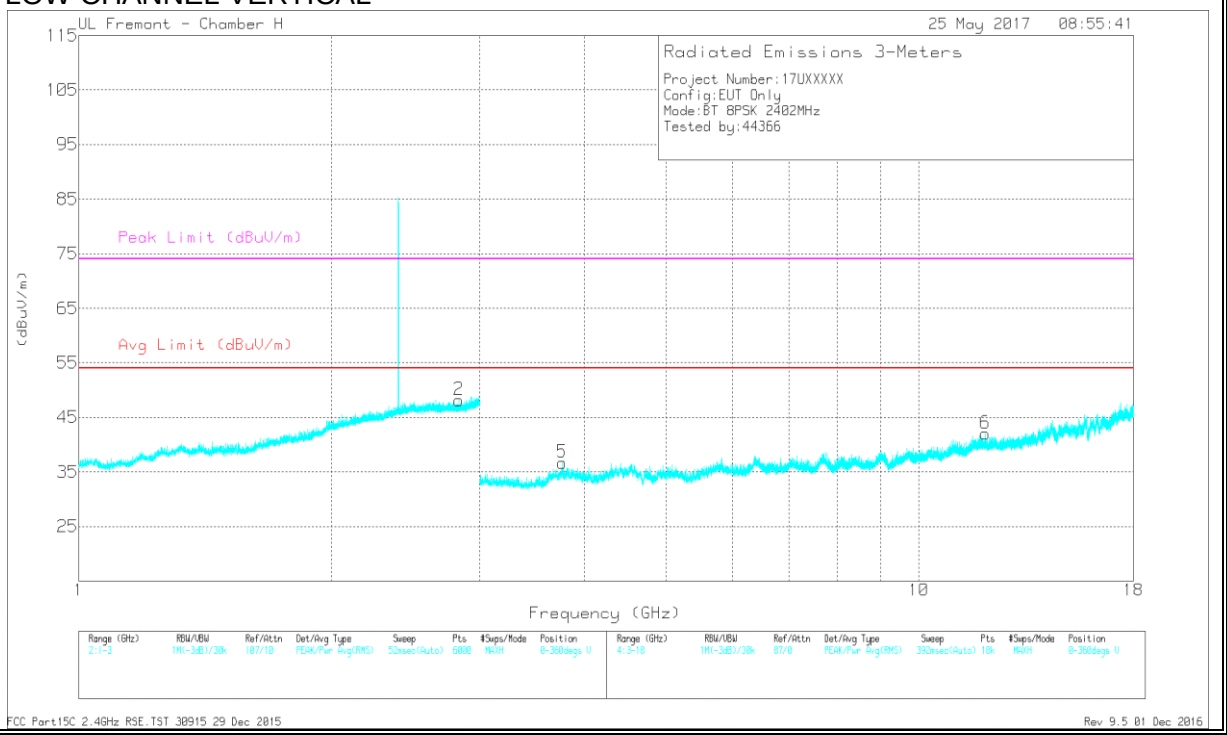

This report shall not be reproduced except in full, without the written approval of UL Verification Services Inc.

DATA

Marker	Frequency (GHz)	Meter Reading (dBuV)	Det	AF T344 (dB/m)	Amp/Cbl/ Fltr/Pad (dB)	Corrected Reading (dBuV/m)	Avg Limit (dBuV/m)	Margin (dB)	Peak Limit (dBuV/m)	PK Margin (dB)	Azimuth (Degs)	Height (cm)	Polarity
1	* 1.321	35.04	PKFH	29.1	-18.7	45.44	-	-	74	-28.56	99	165	H
	* 1.324	22.71	VA1T	29.1	-18.6	33.21	54	-20.79	-	-	99	165	H
2	* 2.836	36.19	PKFH	32.5	-16.2	52.49	-	-	74	-21.51	183	236	V
	* 2.833	23.63	VA1T	32.5	-16.2	39.93	54	-14.07	-	-	183	236	V
3	* 4.55	42.15	PKFH	34.3	-35.1	41.35	-	-	74	-32.65	92	122	H
	* 4.551	30.67	VA1T	34.3	-35.1	29.87	54	-24.13	-	-	92	122	H
4	* 15.518	33.97	PKFH	41.2	-24.3	50.87	-	-	74	-23.13	45	302	H
	* 15.52	21.61	VA1T	41.2	-24.3	38.51	54	-15.49	-	-	45	302	H
5	* 3.762	44.03	PKFH	33.1	-35.5	41.63	-	-	74	-32.37	112	141	V
	* 3.763	31.21	VA1T	33.1	-35.5	28.81	54	-25.19	-	-	112	141	V
6	* 12.003	33.61	PKFH	39.5	-26.5	46.61	-	-	74	-27.39	23	314	V
	* 12.005	21.51	VA1T	39.5	-26.4	34.61	54	-19.39	-	-	23	314	V

* - indicates frequency in CFR47 Pt 15 / IC RSS-Restricted Band
PKFH - FHSS: RB=100k/1MHz VB=3 x RB, Peak
VA1T - FHSS: Linear Voltage Average VB=1/Ton where: Ton is transmit duration

UL VERIFICATION SERVICES INC. FORM NO: CCSUP4701I
47173 BENICIA STREET, FREMONT, CA 94538, USA TEL: (510) 771-1000 FAX: (510) 661-0888
This report shall not be reproduced except in full, without the written approval of UL Verification Services Inc.

MID CHANNEL HORIZONTAL

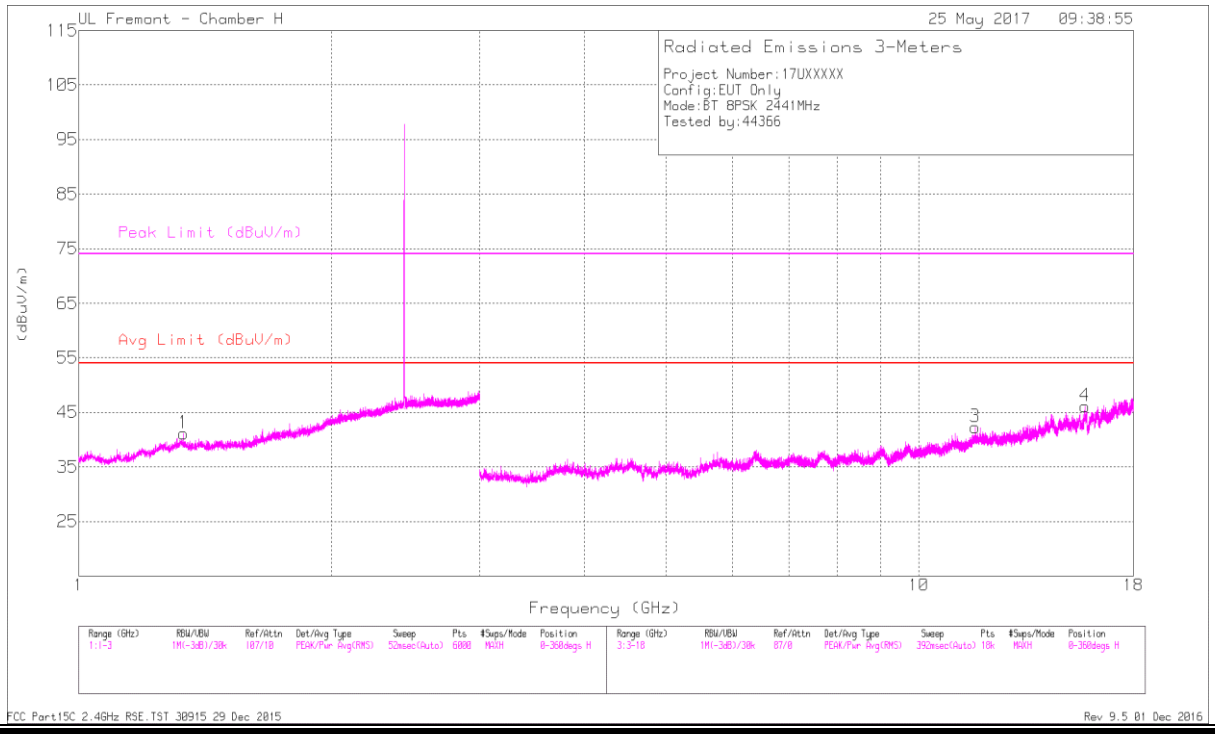

MID CHANNEL VERTICAL

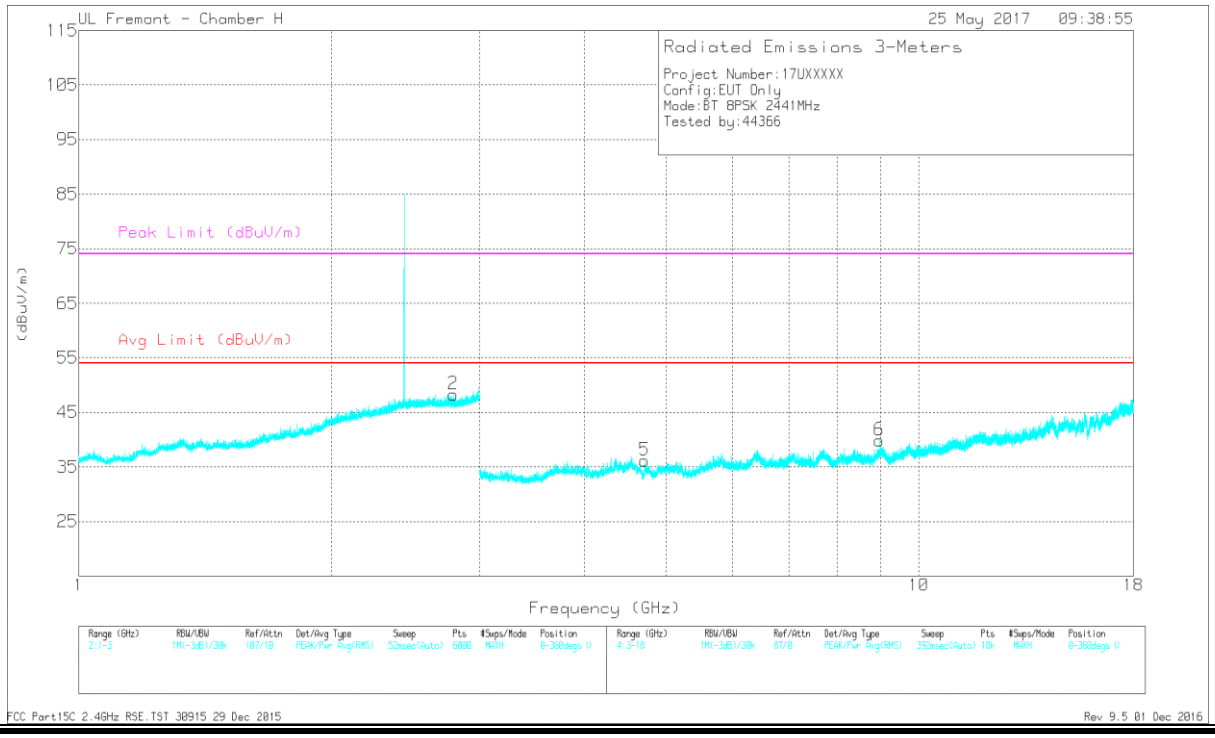

This report shall not be reproduced except in full, without the written approval of UL Verification Services Inc.

DATA

Marker	Frequency (GHz)	Meter Reading (dBuV)	Det	AF T344 (dB/m)	Amp/Cbl /Fltr/Pad (dB)	Corrected Reading (dBuV/m)	Avg Limit (dBuV/m)	Margin (dB)	Peak Limit (dBuV/m)	PK Margin (dB)	Azimuth (Degs)	Height (cm)	Polarity
1	* 1.335	33.98	PKFH	29.1	-18.6	44.48	-	-	74	-29.52	176	294	H
	* 1.332	22.69	VA1T	29.1	-18.7	33.09	54	-20.91	-	-	176	294	H
2	* 2.793	35.3	PKFH	32.4	-16.2	51.5	-	-	74	-22.5	62	211	V
	* 2.796	23.66	VA1T	32.4	-16.2	39.86	54	-14.14	-	-	62	211	V
3	* 11.665	34.45	PKFH	38.6	-26.3	46.75	-	-	74	-27.25	136	343	H
	* 11.667	22.29	VA1T	38.6	-26.2	34.69	54	-19.31	-	-	136	343	H
4	* 15.755	32.85	PKFH	41.6	-23.9	50.55	-	-	74	-23.45	270	357	H
	* 15.754	21.59	VA1T	41.6	-23.9	39.29	54	-14.71	-	-	270	357	H
5	* 4.718	40.38	PKFH	34.1	-34.3	40.18	-	-	74	-33.82	70	155	V
	* 4.718	28.47	VA1T	34.1	-34.3	28.27	54	-25.73	-	-	70	155	V
6	8.968	36.15	PKFH	36.5	-29.2	43.45	-	-	-	-	161	139	V

* - indicates frequency in CFR47 Pt 15 / IC RSS-Restricted Band
PKFH - FHSS: RB=100k/1MHz VB=3 x RB, Peak
VA1T - FHSS: Linear Voltage Average VB=1/Ton where: Ton is transmit duration

This report shall not be reproduced except in full, without the written approval of UL Verification Services Inc.

HIGH CHANNEL HORIZONTAL

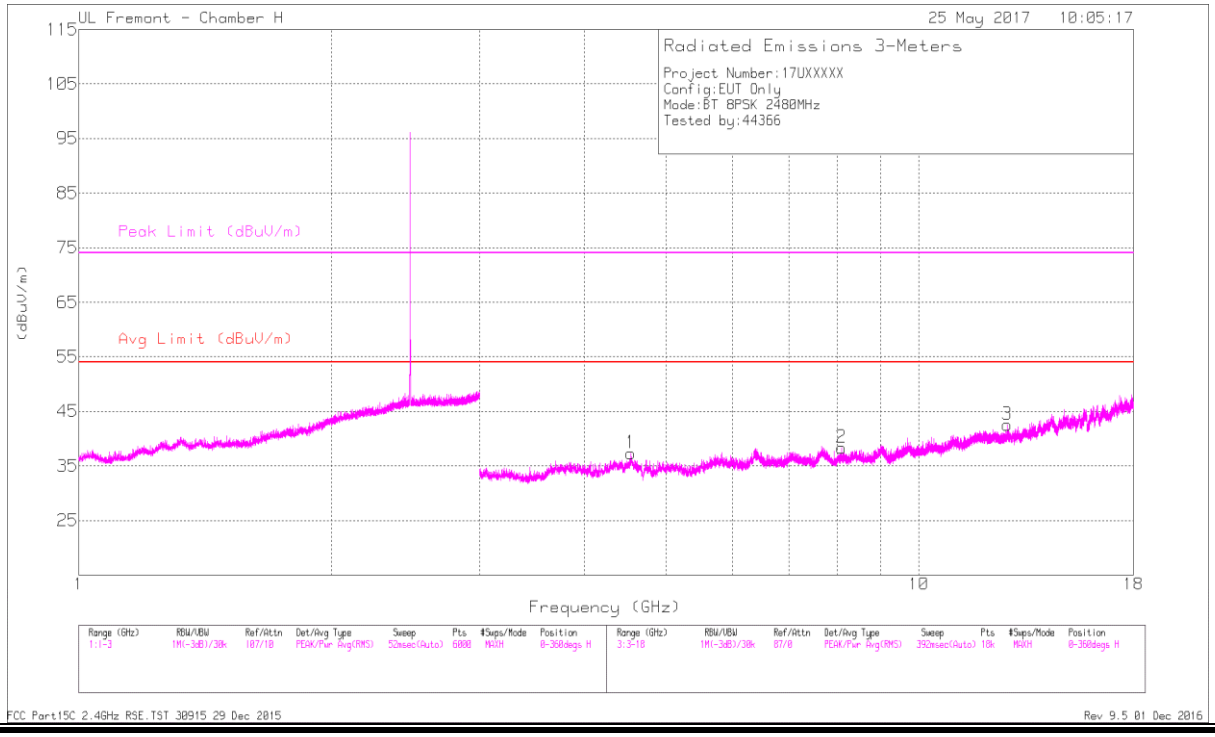

HIGH CHANNEL VERTICAL

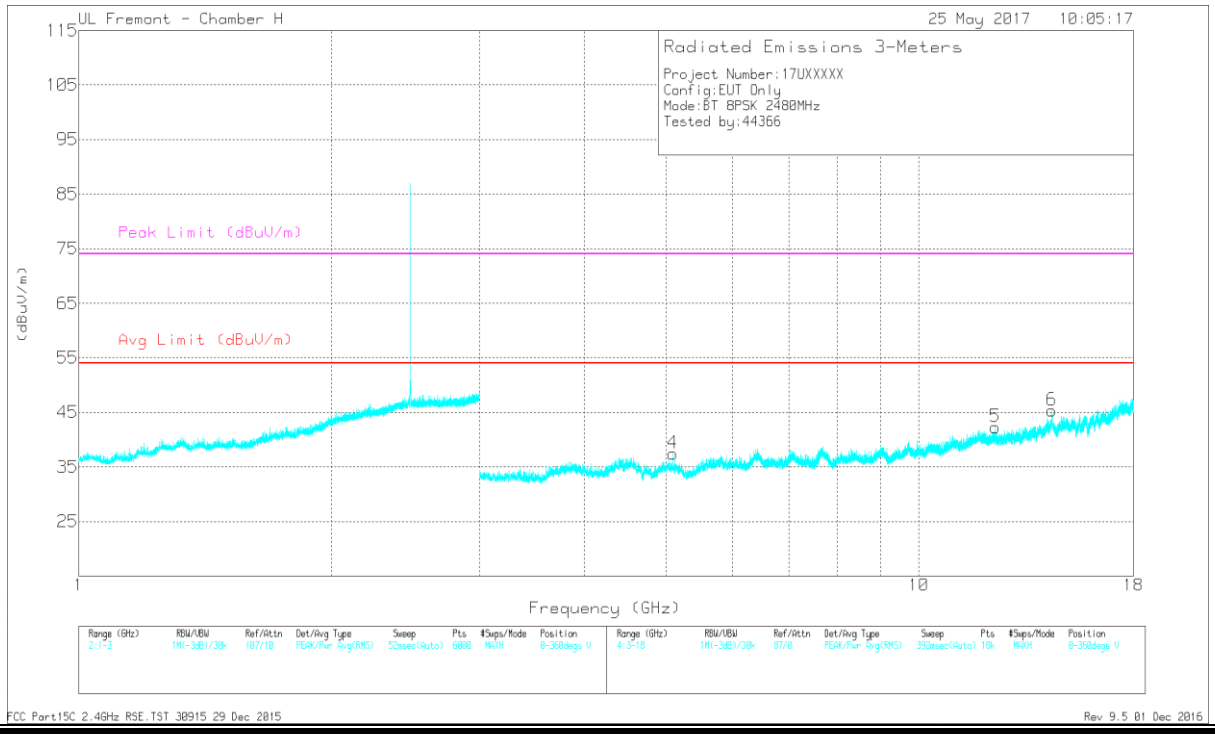

This report shall not be reproduced except in full, without the written approval of UL Verification Services Inc.

DATA

Marker	Frequency (GHz)	Meter Reading (dBuV)	Det	AF T344 (dB/m)	Amp/Cbl /Fltr/Pad (dB)	Corrected Reading (dBuV/m)	Avg Limit (dBuV/m)	Margin (dB)	Peak Limit (dBuV/m)	PK Margin (dB)	Azimuth (Degs)	Height (cm)	Polarity
1	* 4.542	42.86	PKFH	34.3	-35.2	41.96	-	-	74	-32.04	309	130	H
	* 4.54	30.8	VA1T	34.3	-35.2	29.9	54	-24.1	-	-	309	130	H
2	* 8.087	36.37	PKFH	36.1	-30.1	42.37	-	-	74	-31.63	82	271	H
	* 8.088	24.77	VA1T	36.2	-30.1	30.87	54	-23.13	-	-	82	271	H
4	* 5.092	40.86	PKFH	34.1	-34.3	40.66	-	-	74	-33.34	336	122	V
	* 5.093	29.17	VA1T	34.1	-34.3	28.97	54	-25.03	-	-	336	122	V
5	* 12.321	34.4	PKFH	38.8	-25.7	47.5	-	-	74	-26.5	335	326	V
	* 12.323	22.03	VA1T	38.8	-25.8	35.03	54	-18.97	-	-	335	326	V
3	12.743	33.97	PKFH	39.2	-26	47.17	-	-	-	-	258	326	H
6	14.39	32.58	PKFH	40.6	-24	49.18	-	-	-	-	159	321	V

* - indicates frequency in CFR47 Pt 15 / IC RSS-Restricted Band
PKFH - FHSS: RB=100k/1MHz VB=3 x RB, Peak
VA1T - FHSS: Linear Voltage Average VB=1/Ton where: Ton is transmit duration

This report shall not be reproduced except in full, without the written approval of UL Verification Services Inc.

9.6. LAT 3, Pmax BASIC DATA RATE GFSK MODULATION

9.6.1. RESTRICTED BANDEDGE (LOW CHANNEL)

LOW CHANNEL HORIZONTAL

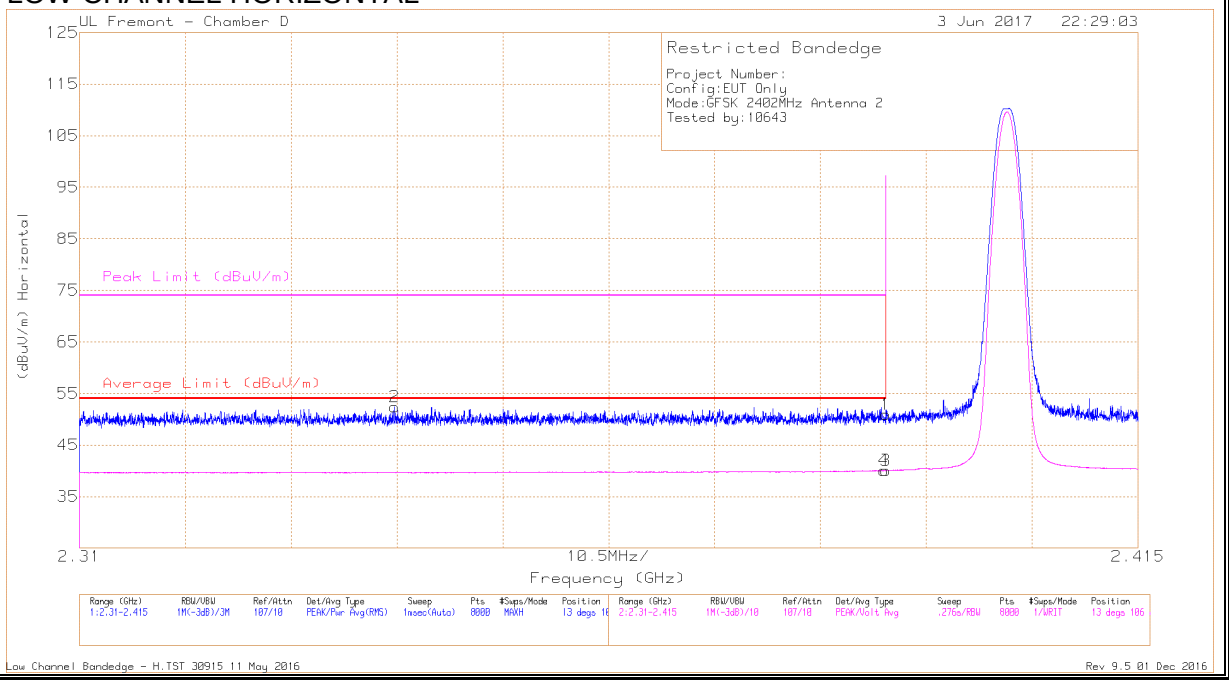

Marker	Frequency (GHz)	Meter Reading (dBuV)	Det	AF T120 (dB/m)	Amp/Cbl/Fltr/ Pad (dB)	Corrected Reading (dBuV/m)	Average Limit (dBuV/m)	Margin (dB)	Peak Limit (dBuV/m)	PK Margin (dB)	Azimuth (Degs)	Height (cm)	Polarity
1	* 2.39	39.55	Pk	32.1	-20.7	50.95	-	-	74	-23.05	13	106	H
2	* 2.341	41.18	Pk	32.1	-20.9	52.38	-	-	74	-21.62	13	106	H
3	* 2.39	28.66	VA1T	32.1	-20.7	40.06	54	-13.94	-	-	13	106	H
4	* 2.39	28.76	VA1T	32.1	-20.8	40.06	54	-13.94	-	-	13	106	H

* - indicates frequency in CFR47 Pt 15 / IC RSS-Restricted Band
Pk - Peak detector
VA1T - FHSS: Linear Voltage Average VB=1/Ton where: Ton is transmit duration

This report shall not be reproduced except in full, without the written approval of UL Verification Services Inc.

LOW CHANNEL VERTICAL

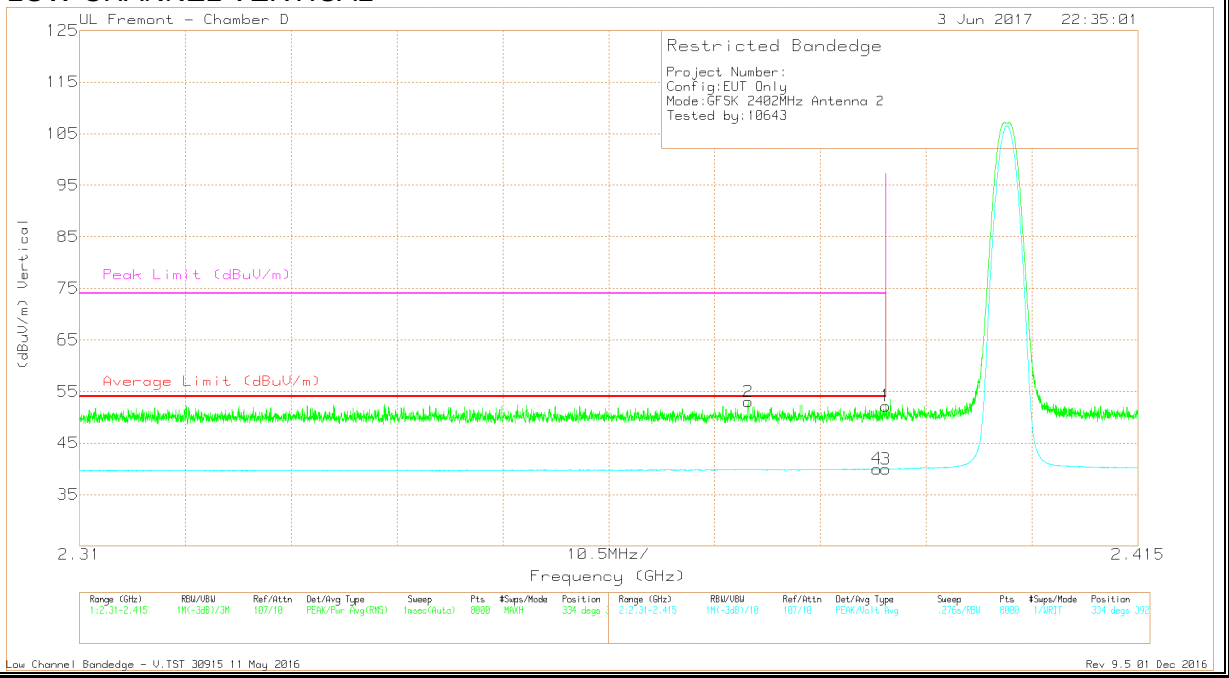

Marker	Frequency (GHz)	Meter Reading (dBuV)	Det	AF T120 (dB/m)	Amp/Cbl/Fltr/Pad (dB)	Corrected Reading (dBuV/m)	Average Limit (dBuV/m)	Margin (dB)	Peak Limit (dBuV/m)	PK Margin (dB)	Azimuth (Degs)	Height (cm)	Polarity
1	* 2.39	40.8	Pk	32.1	-20.7	52.2	-	-	74	-21.8	334	392	V
2	* 2.376	41.71	Pk	32.1	-20.8	53.01	-	-	74	-20.99	334	392	V
3	* 2.39	28.55	VA1T	32.1	-20.7	39.95	54	-14.05	-	-	334	392	V
4	* 2.389	28.69	VA1T	32.1	-20.8	39.99	54	-14.01	-	-	334	392	V

* - indicates frequency in CFR47 Pt 15 / IC RSS-Restricted Band
Pk - Peak detector
VA1T - FHSS: Linear Voltage Average VB=1/Ton where: Ton is transmit duration

This report shall not be reproduced except in full, without the written approval of UL Verification Services Inc.

9.6.2. AUTHORIZED BANDEDGE (HIGH CHANNEL)

HIGH CHANNEL HORIZONTAL

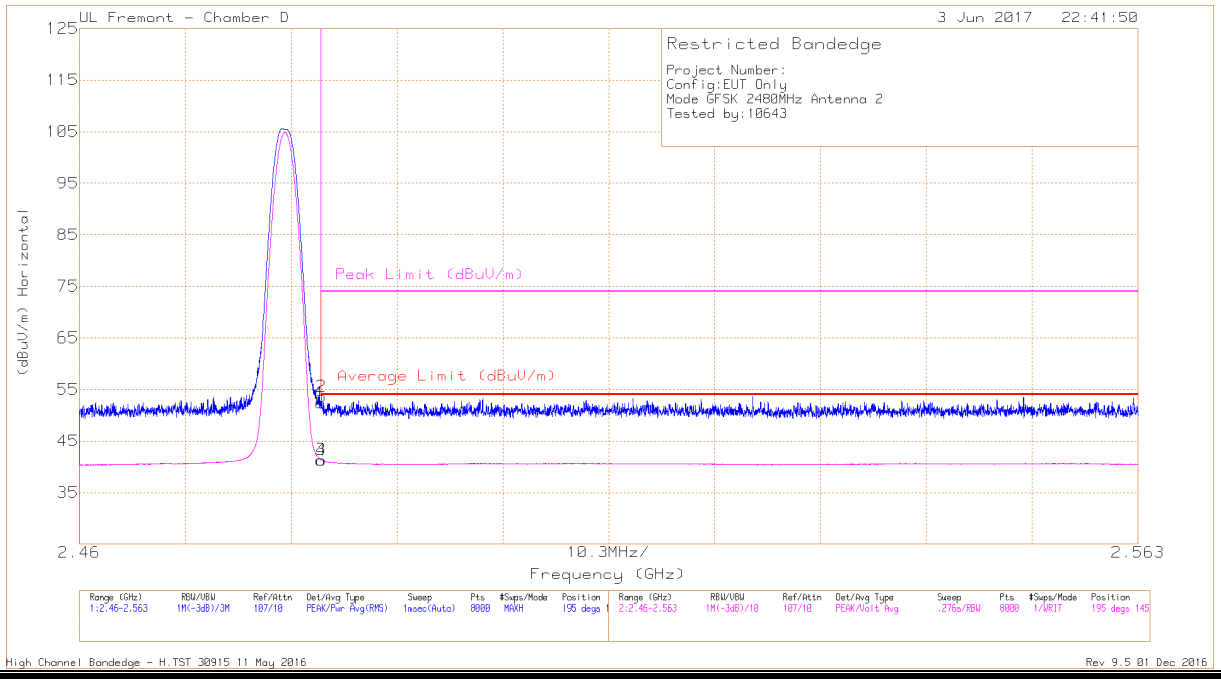

Marker	Frequency (GHz)	Meter Reading (dBuV)	Det	AF T120 (dB/m)	Amp/Cbl/Fltr/Pad (dB)	Corrected Reading (dBuV/m)	Average Limit (dBuV/m)	Margin (dB)	Peak Limit (dBuV/m)	PK Margin (dB)	Azimuth (Degs)	Height (cm)	Polarity
1	* 2.484	40.69	Pk	32.5	-20.8	52.39	-	-	74	-21.61	195	145	H
2	* 2.484	41.9	Pk	32.5	-20.8	53.6	-	-	74	-20.4	195	145	H
3	* 2.484	29.64	VA1T	32.5	-20.8	41.34	54	-12.66	-	-	195	145	H
4	* 2.484	29.62	VA1T	32.5	-20.8	41.32	54	-12.68	-	-	195	145	H

* - indicates frequency in CFR47 Pt 15 / IC RSS-Restricted Band
Pk - Peak detector
VA1T - FHSS: Linear Voltage Average VB=1/Ton where: Ton is transmit duration

This report shall not be reproduced except in full, without the written approval of UL Verification Services Inc.

HIGH CHANNEL VERTICAL

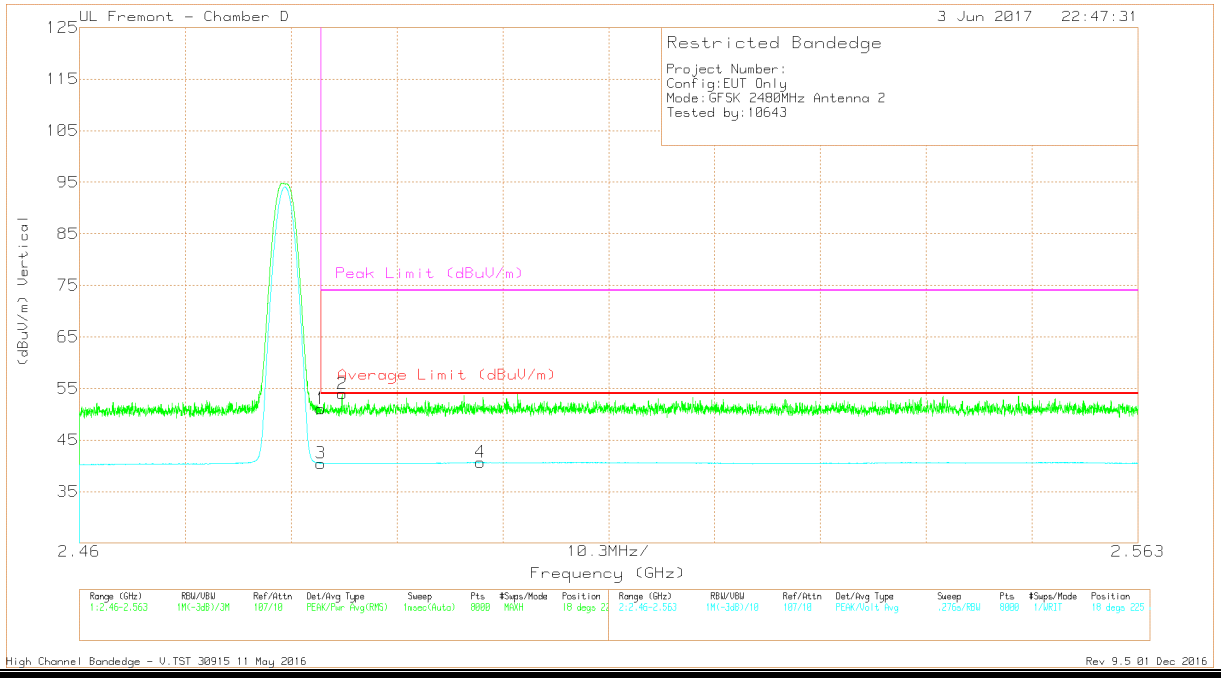

Marker	Frequency (GHz)	Meter Reading (dBuV)	Det	AF T120 (dB/m)	Amp/Cbl/Fltr/Pad (dB)	Corrected Reading (dBuV/m)	Average Limit (dBuV/m)	Margin (dB)	Peak Limit (dBuV/m)	PK Margin (dB)	Azimuth (Degs)	Height (cm)	Polarity
1	* 2.484	39.38	Pk	32.5	-20.8	51.08	-	-	74	-22.92	18	225	V
2	* 2.486	42.17	Pk	32.6	-20.8	53.97	-	-	74	-20.03	18	225	V
3	* 2.484	28.79	VA1T	32.5	-20.8	40.49	54	-13.51	-	-	18	225	V
4	* 2.499	28.69	VA1T	32.6	-20.6	40.69	54	-13.31	-	-	18	225	V

* - indicates frequency in CFR47 Pt 15 / IC RSS-Restricted Band
Pk - Peak detector
VA1T - FHSS: Linear Voltage Average VB=1/Ton where: Ton is transmit duration

This report shall not be reproduced except in full, without the written approval of UL Verification Services Inc.

9.6.3. HARMONICS AND SPURIOUS EMISSIONS

LOW CHANNEL HORIZONTAL

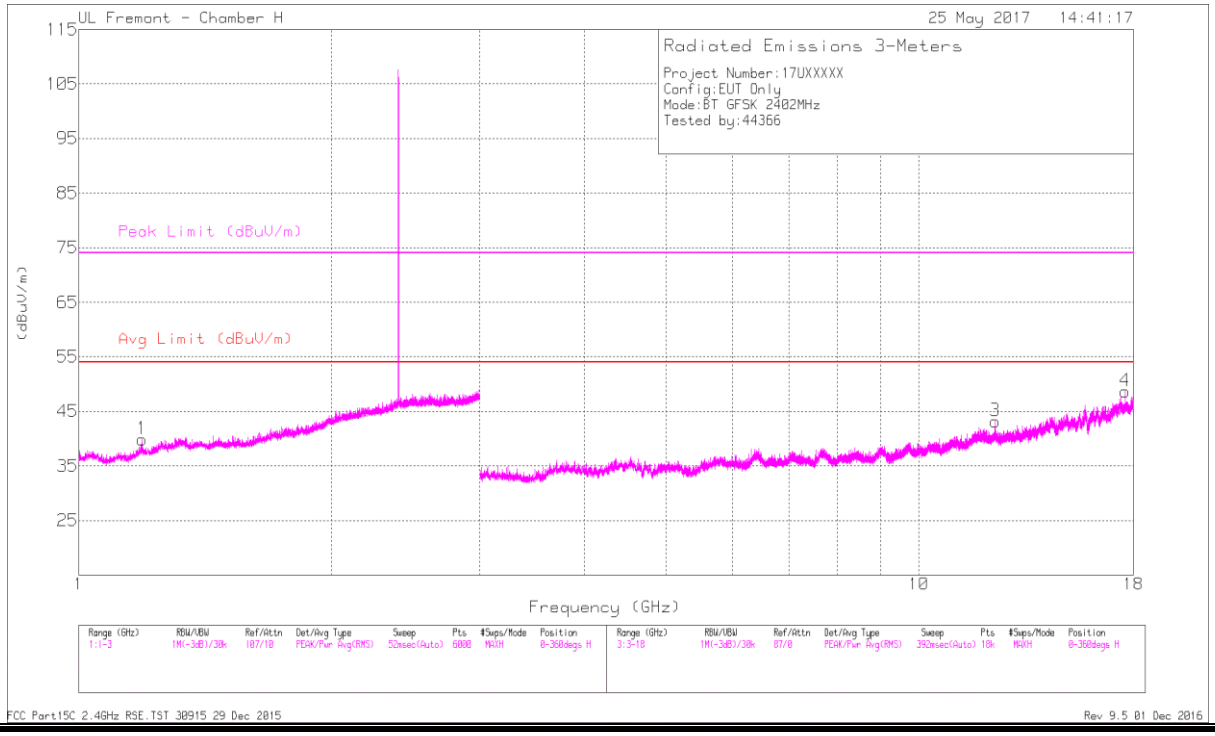

LOW CHANNEL VERTICAL

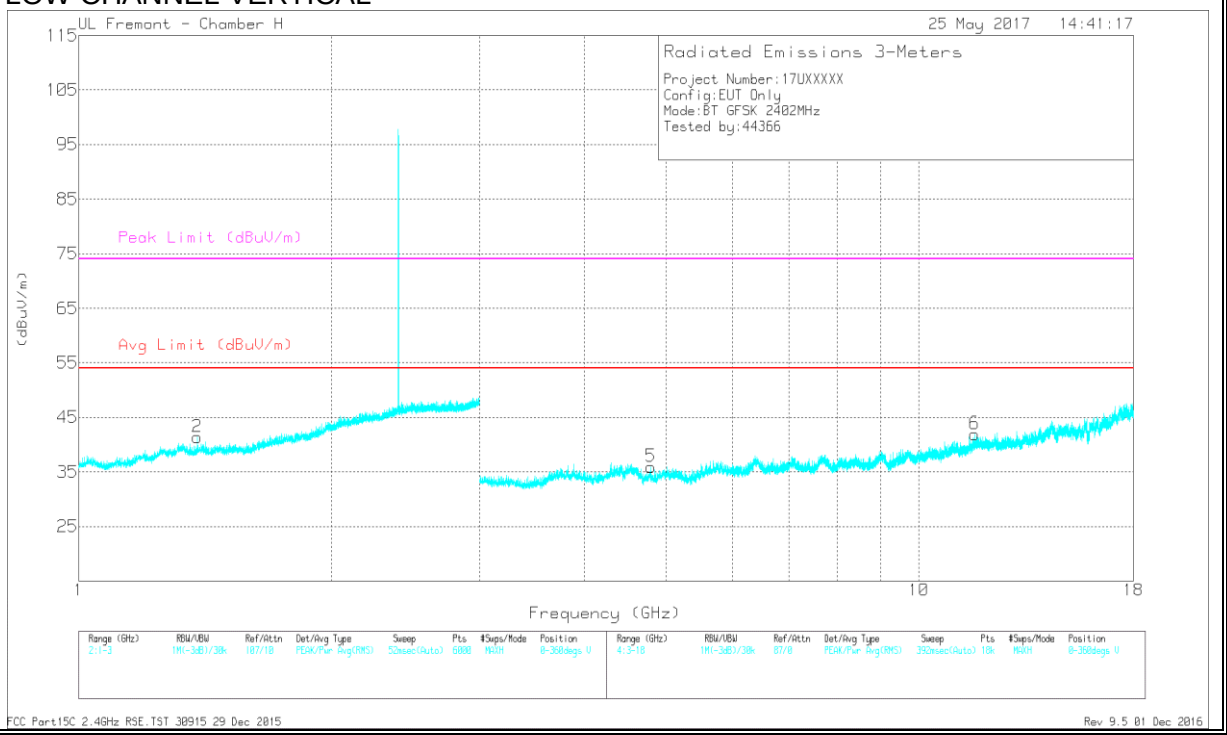

This report shall not be reproduced except in full, without the written approval of UL Verification Services Inc.

DATA

Marker	Frequency (GHz)	Meter Reading (dBuV)	Det	AF T344 (dB/m)	Amp/Cbl/ Fltr/Pad (dB)	Corrected Reading (dBuV/m)	Avg Limit (dBuV/m)	Margin (dB)	Peak Limit (dBuV/m)	PK Margin (dB)	Azimuth (Degs)	Height (cm)	Polarity
1	* 1.188	34.46	PKFH	27.8	-18.8	43.46	-	-	74	-30.54	257	300	H
	* 1.188	22.8	VA1T	27.8	-18.8	31.8	54	-22.2	-	-	257	300	H
2	* 1.386	34.35	PKFH	28.8	-18.4	44.75	-	-	74	-29.25	69	399	V
	* 1.386	22.43	VA1T	28.8	-18.4	32.83	54	-21.17	-	-	69	399	V
3	* 12.323	33.18	PKFH	38.8	-25.8	46.18	-	-	74	-27.82	330	191	H
	* 12.325	21.78	VA1T	38.8	-25.9	34.68	54	-19.32	-	-	330	191	H
4	17.589	33.27	PKFH	41.7	-22.1	52.87	-	-	-	-	67	363	H
5	* 4.8	40.31	PKFH	34.2	-35.1	39.41	-	-	74	-34.59	144	339	V
	* 4.8	29.11	VA1T	34.2	-35.1	28.21	54	-25.79	-	-	144	339	V
6	* 11.639	34.37	PKFH	38.5	-26.4	46.47	-	-	74	-27.53	221	327	V
	* 11.641	22.32	VA1T	38.5	-26.5	34.32	54	-19.68	-	-	221	327	V

* - indicates frequency in CFR47 Pt 15 / IC RSS-Restricted Band
PKFH - FHSS: RB=100k/1MHz VB=3 x RB, Peak
VA1T - FHSS: Linear Voltage Average VB=1/Ton where: Ton is transmit duration

This report shall not be reproduced except in full, without the written approval of UL Verification Services Inc.

MID CHANNEL HORIZONTAL

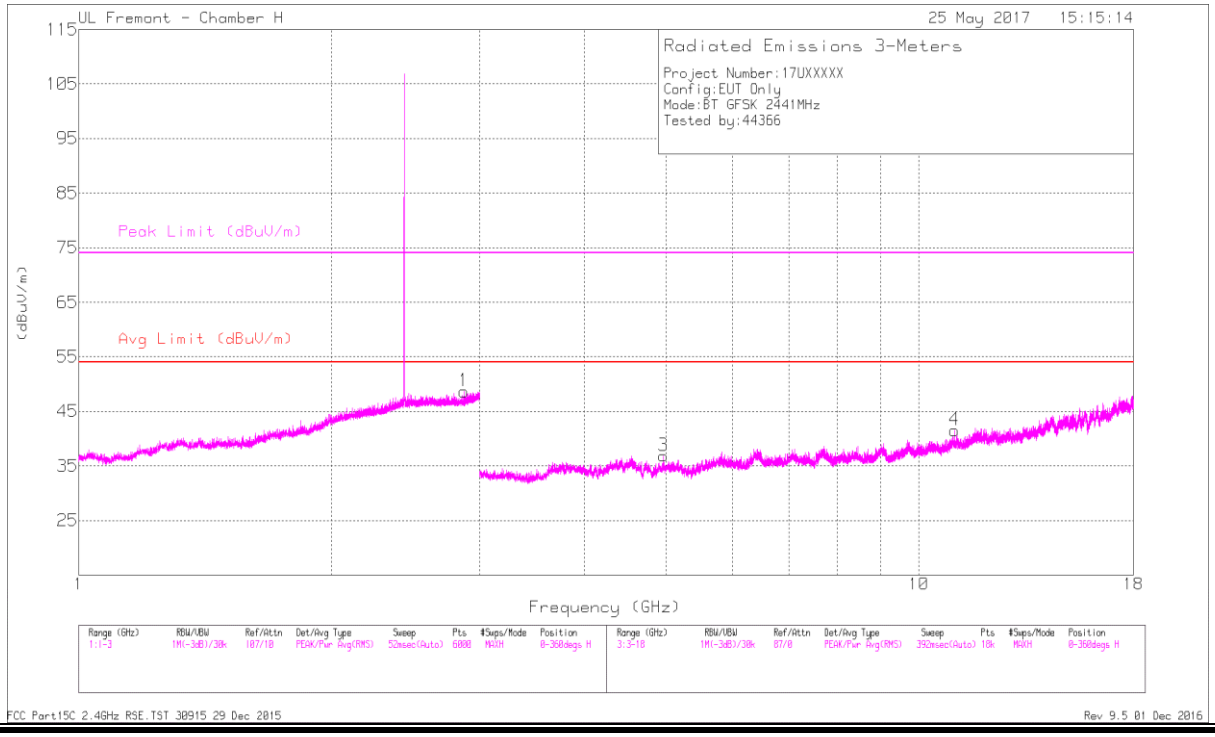

MID CHANNEL VERTICAL

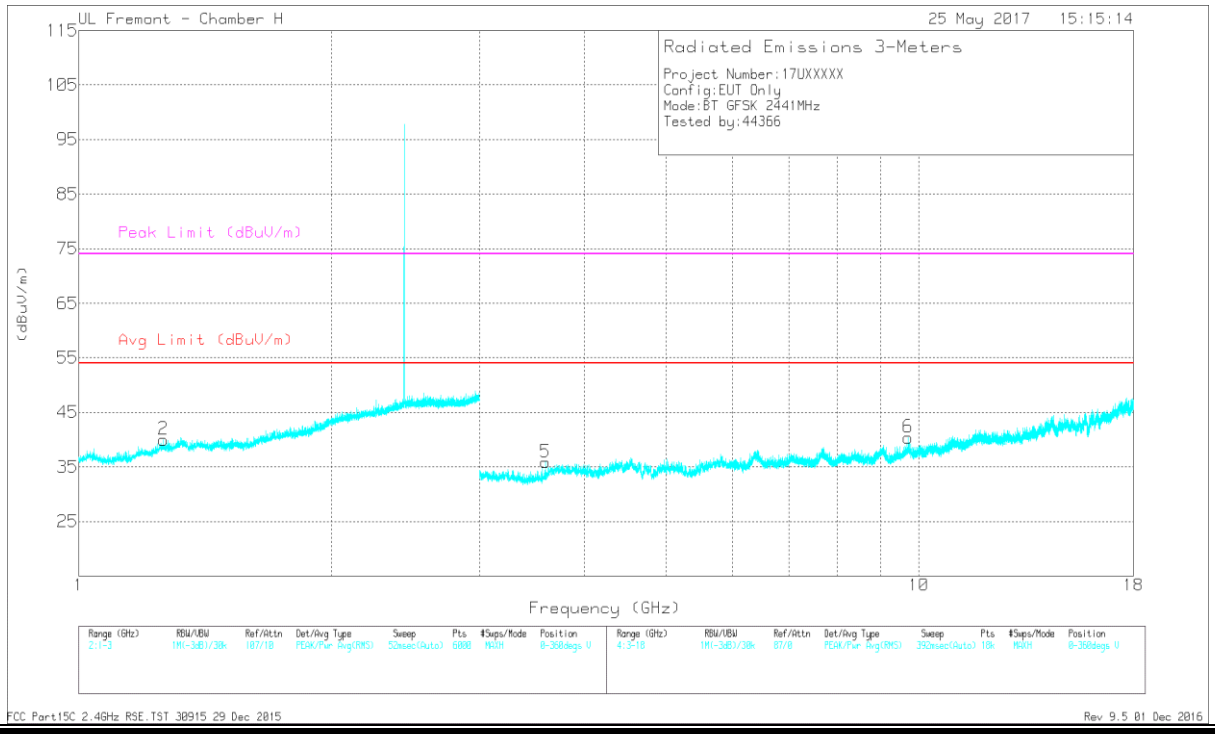

This report shall not be reproduced except in full, without the written approval of UL Verification Services Inc.

DATA

Marker	Frequency (GHz)	Meter Reading (dBuV)	Det	AF T344 (dB/m)	Amp/Cbl /Fltr/Pad (dB)	Corrected Reading (dBuV/m)	Avg Limit (dBuV/m)	Margin (dB)	Peak Limit (dBuV/m)	PK Margin (dB)	Azimuth (Degs)	Height (cm)	Polarity
1	* 2.876	35.6	PKFH	32.6	-16.1	52.1	-	-	74	-21.9	111	176	H
	* 2.877	23.58	VA1T	32.6	-16.1	40.08	54	-13.92	-	-	111	176	H
2	* 1.262	34.8	PKFH	28.7	-18.7	44.8	-	-	74	-29.2	241	258	V
	* 1.26	22.81	VA1T	28.7	-18.8	32.71	54	-21.29	-	-	241	258	V
3	* 4.967	40.84	PKFH	34.1	-34.2	40.74	-	-	74	-33.26	325	222	H
	* 4.967	29.1	VA1T	34.1	-34.2	29	54	-25	-	-	325	222	H
4	* 11.031	34.55	PKFH	38.1	-27.5	45.15	-	-	74	-28.85	94	139	H
	* 11.031	22.82	VA1T	38.1	-27.5	33.42	54	-20.58	-	-	94	139	H
5	* 3.591	41.41	PKFH	33.2	-35.4	39.21	-	-	74	-34.79	182	250	V
	* 3.591	29.76	VA1T	33.2	-35.4	27.56	54	-26.44	-	-	182	250	V
6	9.71	35.1	PKFH	37.3	-28.6	43.8	-	-	-	-	342	292	V

* - indicates frequency in CFR47 Pt 15 / IC RSS-Restricted Band
PKFH - FHSS: RB=100k/1MHz VB=3 x RB, Peak
VA1T - FHSS: Linear Voltage Average VB=1/Ton where: Ton is transmit duration

UL VERIFICATION SERVICES INC. FORM NO: CCSUP4701I
47173 BENICIA STREET, FREMONT, CA 94538, USA TEL: (510) 771-1000 FAX: (510) 661-0888
This report shall not be reproduced except in full, without the written approval of UL Verification Services Inc.

HIGH CHANNEL HORIZONTAL

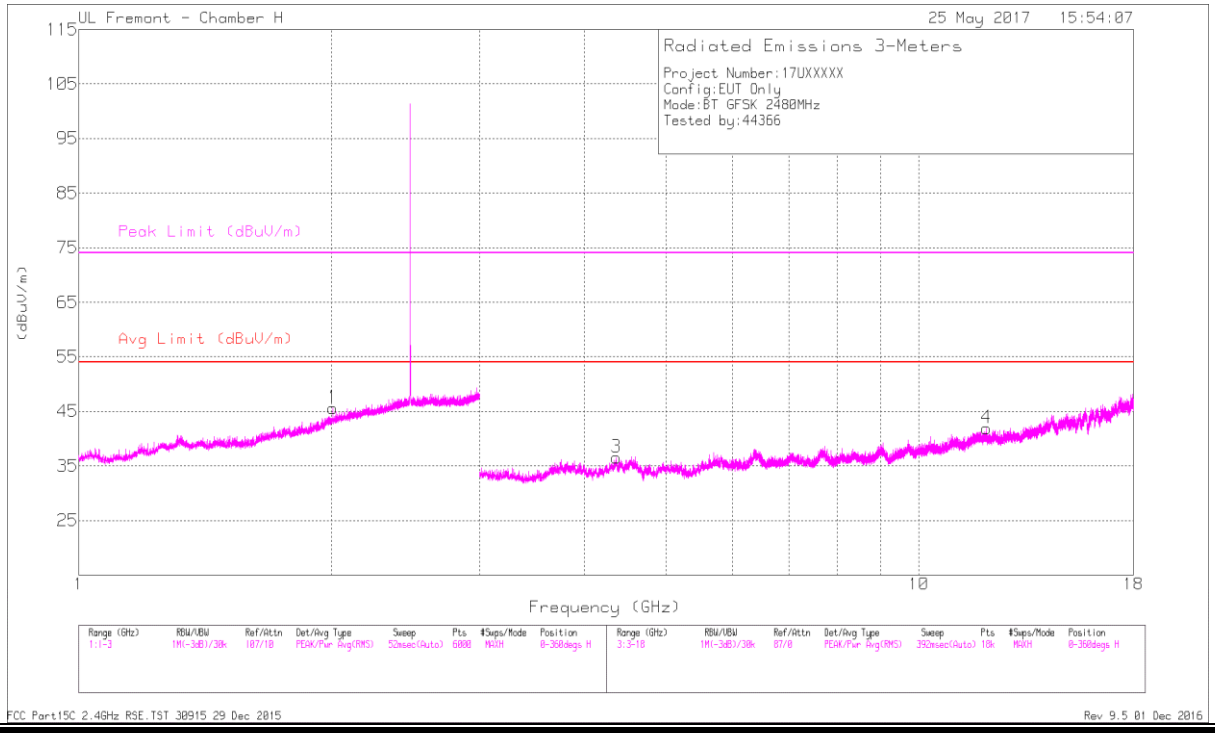

HIGH CHANNEL VERTICAL

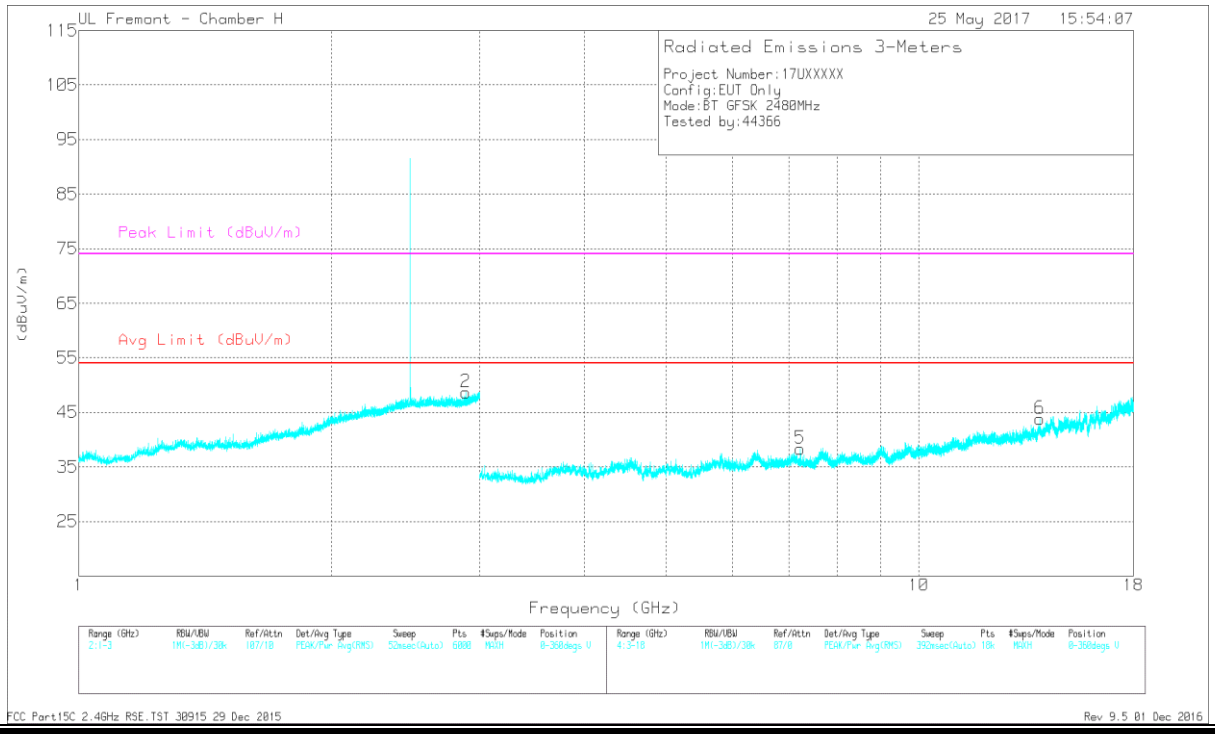

This report shall not be reproduced except in full, without the written approval of UL Verification Services Inc.

DATA

Marker	Frequency (GHz)	Meter Reading (dBuV)	Det	AF T344 (dB/m)	Amp/Cbl /Fltr/Pad (dB)	Corrected Reading (dBuV/m)	Avg Limit (dBuV/m)	Margin (dB)	Peak Limit (dBuV/m)	PK Margin (dB)	Azimuth (Degs)	Height (cm)	Polarity
1	2.007	34.56	PKFH	31.4	-17.3	48.66	-	-	-	-	293	179	H
2	* 2.893	35.85	PKFH	32.6	-16.1	52.35	-	-	74	-21.65	160	365	V
	* 2.89	23.61	VA1T	32.6	-16.1	40.11	54	-13.89	-	-	160	365	V
3	* 4.368	41.92	PKFH	33.9	-34.6	41.22	-	-	74	-32.78	19	116	H
	* 4.368	30.22	VA1T	33.9	-34.6	29.52	54	-24.48	-	-	19	116	H
4	* 12.028	33.37	PKFH	39.3	-26.3	46.37	-	-	74	-27.63	183	103	H
	* 12.028	21.5	VA1T	39.3	-26.3	34.5	54	-19.5	-	-	183	103	H
5	7.221	36.96	PKFH	35.9	-31.6	41.26	-	-	-	-	306	360	V
6	13.917	33.84	PKFH	39.6	-25.3	48.14	-	-	-	-	32	205	V

* - indicates frequency in CFR47 Pt 15 / IC RSS-Restricted Band
PKFH - FHSS: RB=100k/1MHz VB=3 x RB, Peak
VA1T - FHSS: Linear Voltage Average VB=1/Ton where: Ton is transmit duration

UL VERIFICATION SERVICES INC. FORM NO: CCSUP4701I
47173 BENICIA STREET, FREMONT, CA 94538, USA TEL: (510) 771-1000 FAX: (510) 661-0888
This report shall not be reproduced except in full, without the written approval of UL Verification Services Inc.

9.7. LAT 3, Pmax ENHANCED DATA RATE 8PSK MODULATION

9.7.1. RESTRICTED BANDEDGE (LOW CHANNEL)

LOW CHANNEL HORIZONTAL

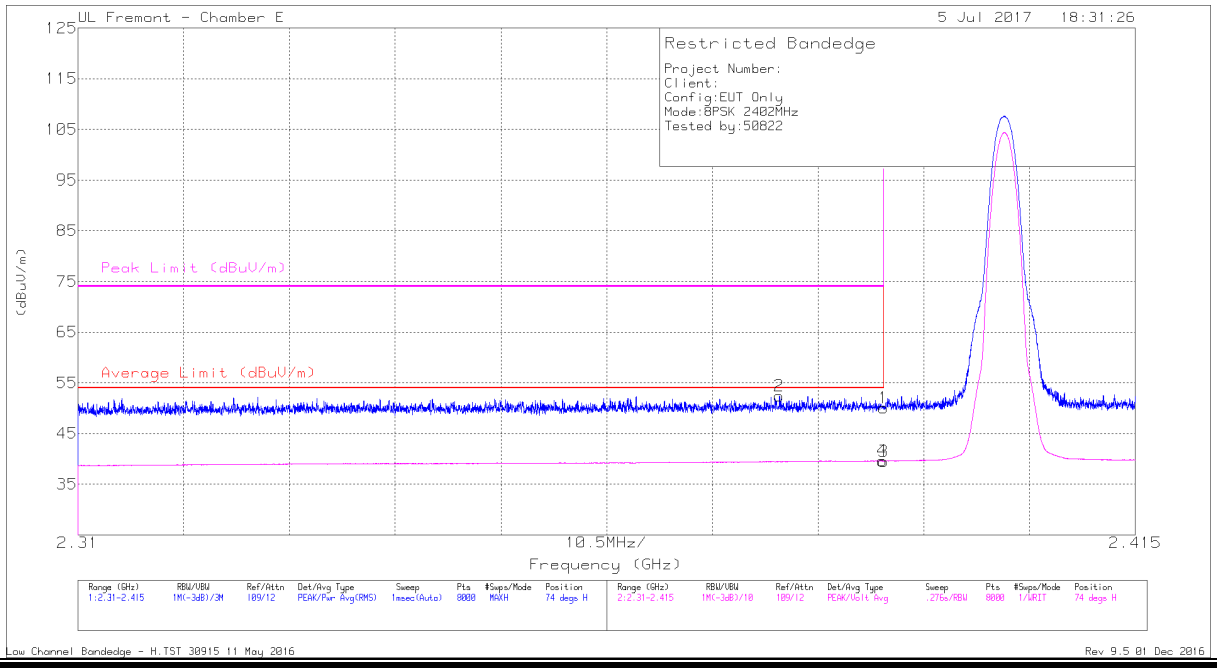

Marker	Frequency (GHz)	Meter Reading (dBuV)	Det	AF T346 (dB/m)	Amp/Cbl/Fltr/ Pad (dB)	Corrected Reading (dBuV/m)	Average Limit (dBuV/m)	Margin (dB)	Peak Limit (dBuV/m)	PK Margin (dB)	Azimuth (Degs)	Height (cm)	Polarity
1	* 2.39	37.2	Pk	32	-19.2	50	-	-	74	-24	74	251	H
2	* 2.38	39.76	Pk	31.9	-19.3	52.36	-	-	74	-21.64	74	251	H
3	* 2.39	26.73	VA1T	32	-19.2	39.53	54	-14.47	-	-	74	251	H
4	* 2.39	26.79	VA1T	32	-19.2	39.59	54	-14.41	-	-	74	251	H

* - indicates frequency in CFR47 Pt 15 / IC RSS-Restricted Band
Pk - Peak detector
VA1T - FHSS: Linear Voltage Average VB=1/Ton where: Ton is transmit duration

This report shall not be reproduced except in full, without the written approval of UL Verification Services Inc.

LOW CHANNEL VERTICAL

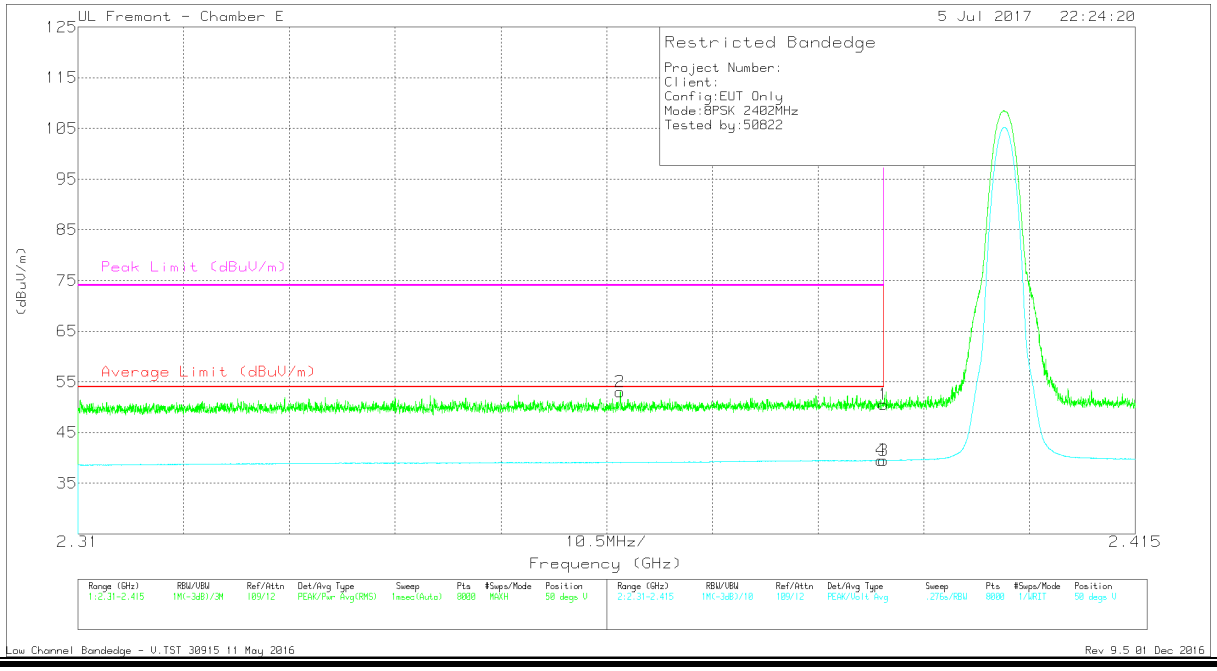

Marker	Frequency (GHz)	Meter Reading (dBuV)	Det	AF T346 (dB/m)	Amp/Cbl/Fltr/ Pad (dB)	Corrected Reading (dBuV/m)	Average Limit (dBuV/m)	Margin (dB)	Peak Limit (dBuV/m)	PK Margin (dB)	Azimuth (Degs)	Height (cm)	Polarity
1	* 2.39	37.74	Pk	32	-19.2	50.54	-	-	74	-23.46	50	383	V
2	* 2.364	40.66	Pk	31.9	-19.5	53.06	-	-	74	-20.94	50	383	V
3	* 2.39	26.71	VA1T	32	-19.2	39.51	54	-14.49	-	-	50	382	V
4	* 2.39	26.75	VA1T	32	-19.2	39.55	54	-14.45	-	-	50	382	V

* - indicates frequency in CFR47 Pt 15 / IC RSS-Restricted Band
Pk - Peak detector
VA1T - FHSS: Linear Voltage Average VB=1/Ton where: Ton is transmit duration

UL VERIFICATION SERVICES INC. FORM NO: CCSUP4701I
47173 BENICIA STREET, FREMONT, CA 94538, USA TEL: (510) 771-1000 FAX: (510) 661-0888
This report shall not be reproduced except in full, without the written approval of UL Verification Services Inc.

9.7.2. AUTHORIZED BANDEDGE (HIGH CHANNEL)

HIGH CHANNEL HORIZONTAL

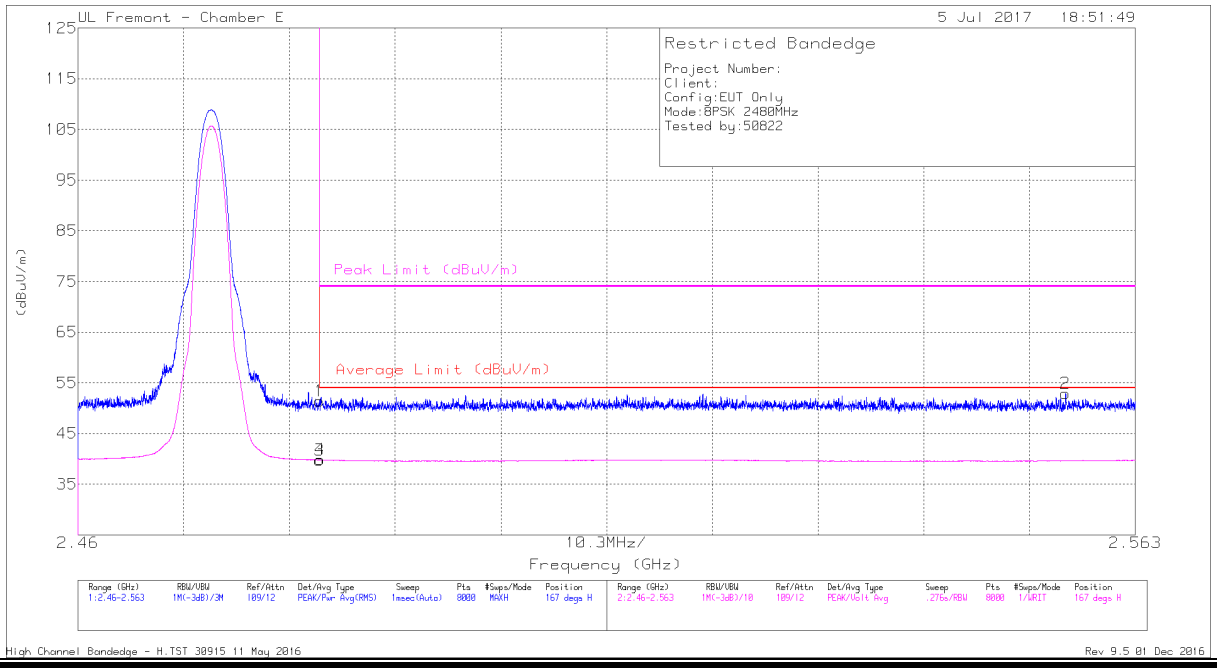

Marker	Frequency (GHz)	Meter Reading (dBuV)	Det	AF T346 (dB/m)	Amp/Cbl/Fltr/ Pad (dB)	Corrected Reading (dBuV/m)	Average Limit (dBuV/m)	Margin (dB)	Peak Limit (dBuV/m)	PK Margin (dB)	Azimuth (Degs)	Height (cm)	Polarity
1	* 2.484	38.66	Pk	32.1	-19.4	51.36	-	-	74	-22.64	167	313	H
2	2.556	40.36	Pk	32.1	-19.6	52.86	-	-	74	-21.14	167	313	H
3	* 2.484	27.09	VA1T	32.1	-19.4	39.79	54	-14.21	-	-	167	313	H
4	* 2.484	27.12	VA1T	32.1	-19.4	39.82	54	-14.18	-	-	167	313	H

* - indicates frequency in CFR47 Pt 15 / IC RSS-Restricted Band
Pk - Peak detector
VA1T - FHSS: Linear Voltage Average VB=1/Ton where: Ton is transmit duration

This report shall not be reproduced except in full, without the written approval of UL Verification Services Inc.

HIGH CHANNEL VERTICAL

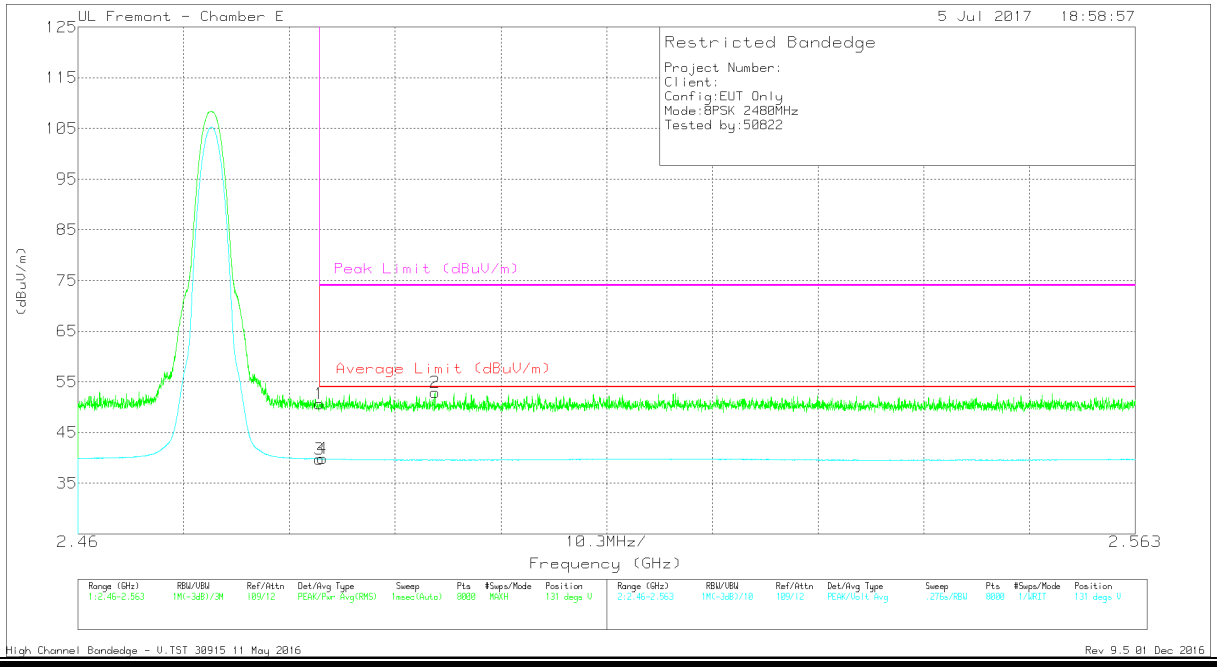

Marker	Frequency (GHz)	Meter Reading (dBuV)	Det	AF T346 (dB/m)	Amp/Cbl/Fltr/ Pad (dB)	Corrected Reading (dBuV/m)	Average Limit (dBuV/m)	Margin (dB)	Peak Limit (dBuV/m)	PK Margin (dB)	Azimuth (Degs)	Height (cm)	Polarity
1	* 2.484	37.98	Pk	32.1	-19.4	50.68	-	-	74	-23.32	131	308	V
2	* 2.495	40.38	Pk	32.1	-19.6	52.88	-	-	74	-21.12	131	308	V
3	* 2.484	27.05	VA1T	32.1	-19.4	39.75	54	-14.25	-	-	131	308	V
4	* 2.484	27.12	VA1T	32.1	-19.4	39.82	54	-14.18	-	-	131	308	V

* - indicates frequency in CFR47 Pt 15 / IC RSS-Restricted Band
Pk - Peak detector
VA1T - FHSS: Linear Voltage Average VB=1/Ton where: Ton is transmit duration

This report shall not be reproduced except in full, without the written approval of UL Verification Services Inc.

9.7.3. HARMONICS AND SPURIOUS EMISSIONS

LOW CHANNEL HORIZONTAL

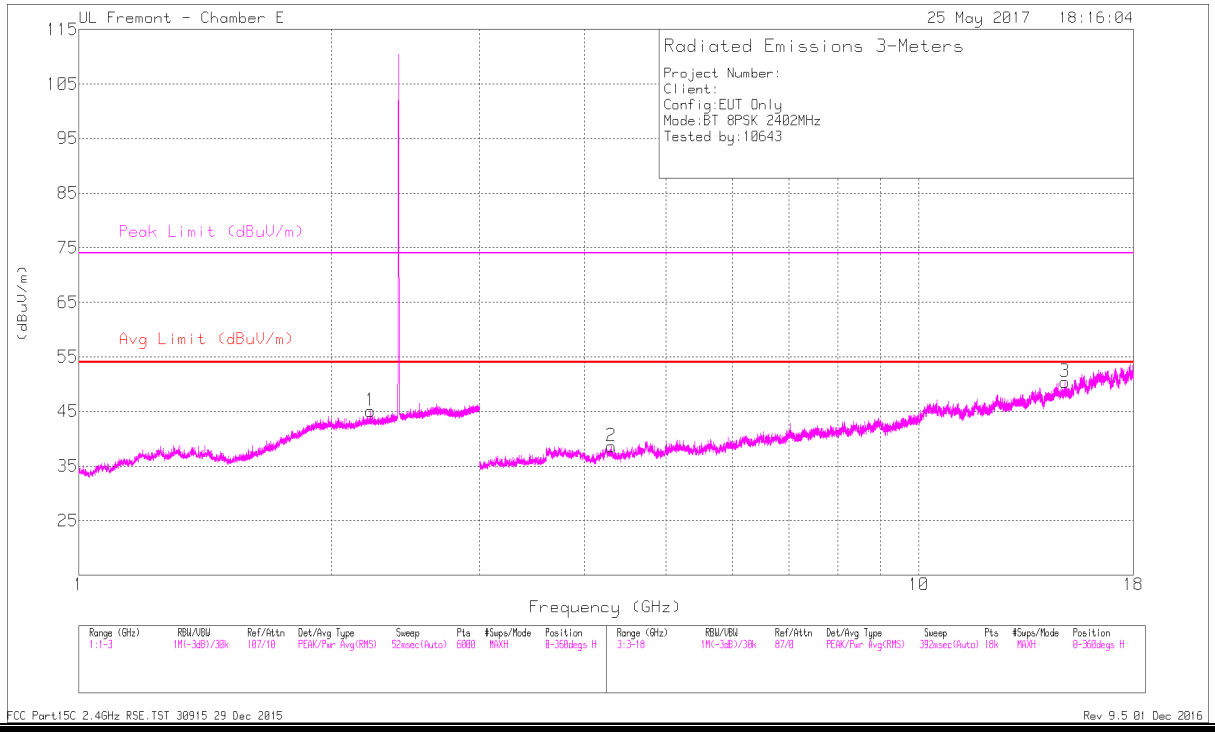

LOW CHANNEL VERTICAL

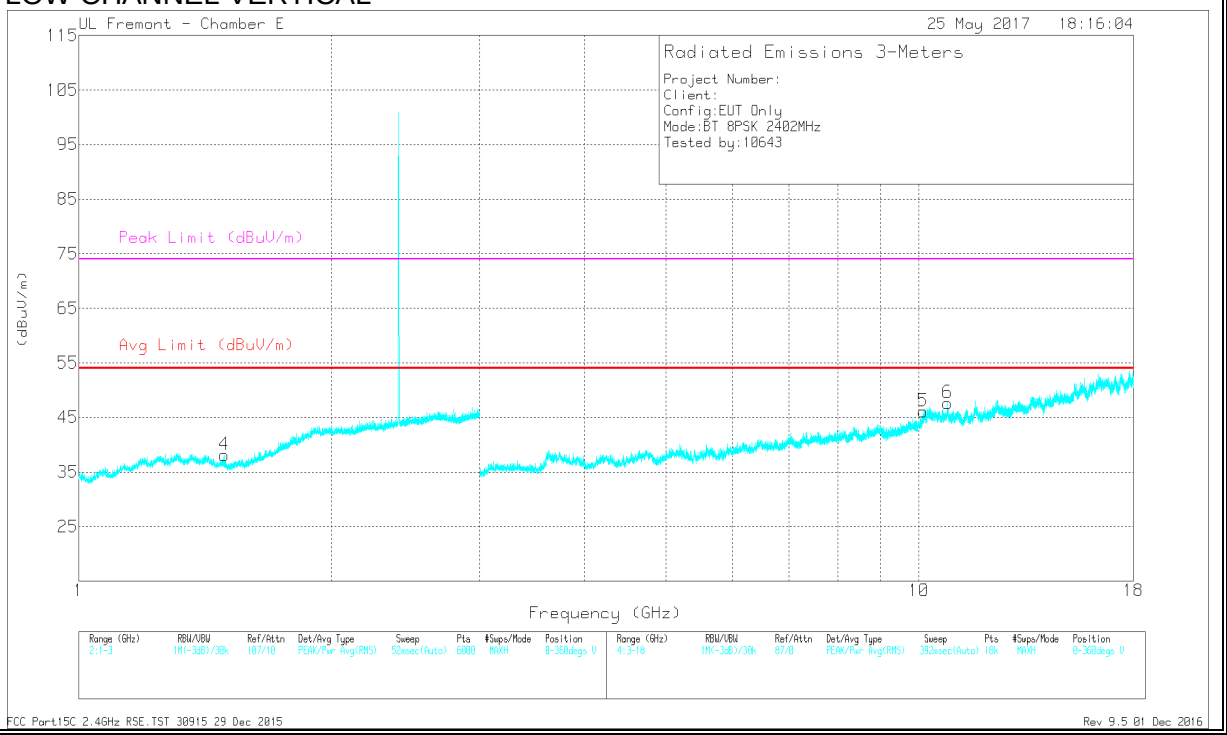

This report shall not be reproduced except in full, without the written approval of UL Verification Services Inc.

DATA

Marker	Frequency (GHz)	Meter Reading (dBuV)	Det	AF T136 (dB/m)	Amp/Cbl/ Fltr/Pad (dB)	Corrected Reading (dBuV/m)	Avg Limit (dBuV/m)	Margin (dB)	Peak Limit (dBuV/m)	PK Margin (dB)	Azimuth (Degs)	Height (cm)	Polarity
1	* 2.222	36.53	PKFH	32.1	-19.7	48.93	-	-	74	-25.07	155	268	H
	* 2.224	24.74	VA1T	32.1	-19.6	37.24	54	-16.76	-	-	155	268	H
3	14.916	36.09	PKFH	41.7	-22.8	54.99	-	-	-	-	224	226	H
4	* 1.487	35.21	PKFH	27.9	-20.8	42.31	-	-	74	-31.69	321	153	V
	* 1.487	23.74	VA1T	27.9	-20.8	30.84	54	-23.16	-	-	321	153	V
2	* 4.304	39.77	PKFH	34.2	-30	43.97	-	-	74	-30.03	355	169	H
	* 4.305	28.14	VA1T	34.2	-30	32.34	54	-21.66	-	-	355	169	H
5	10.123	35.25	PKFH	39.1	-23.3	51.05	-	-	-	-	214	236	V
6	* 10.812	35.44	PKFH	39.6	-22.7	52.34	-	-	74	-21.66	315	219	V
	* 10.811	23.69	VA1T	39.6	-22.8	40.49	54	-13.51	-	-	315	219	V

* - indicates frequency in CFR47 Pt 15 / IC RSS-Restricted Band
PKFH - FHSS: RB=100k/1MHz VB=3 x RB, Peak
VA1T - FHSS: Linear Voltage Average VB=1/Ton where: Ton is transmit duration

UL VERIFICATION SERVICES INC. FORM NO: CCSUP4701I
47173 BENICIA STREET, FREMONT, CA 94538, USA TEL: (510) 771-1000 FAX: (510) 661-0888
This report shall not be reproduced except in full, without the written approval of UL Verification Services Inc.

MID CHANNEL HORIZONTAL

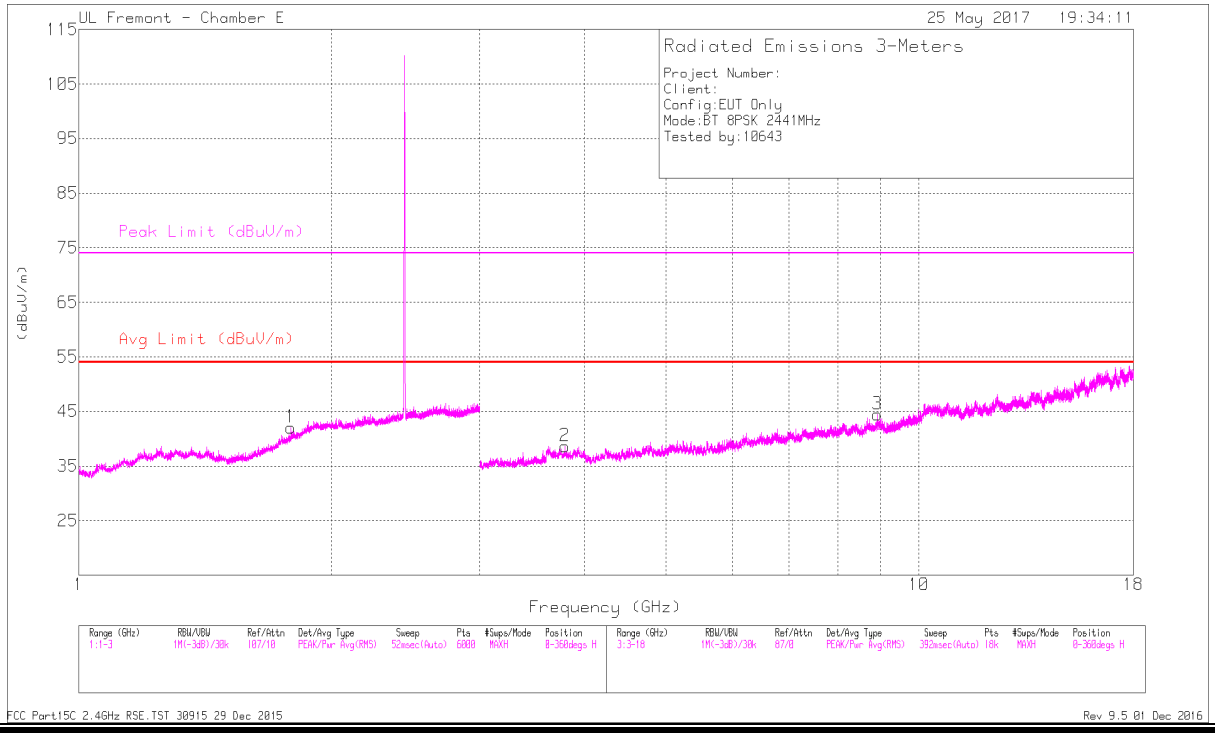

MID CHANNEL VERTICAL

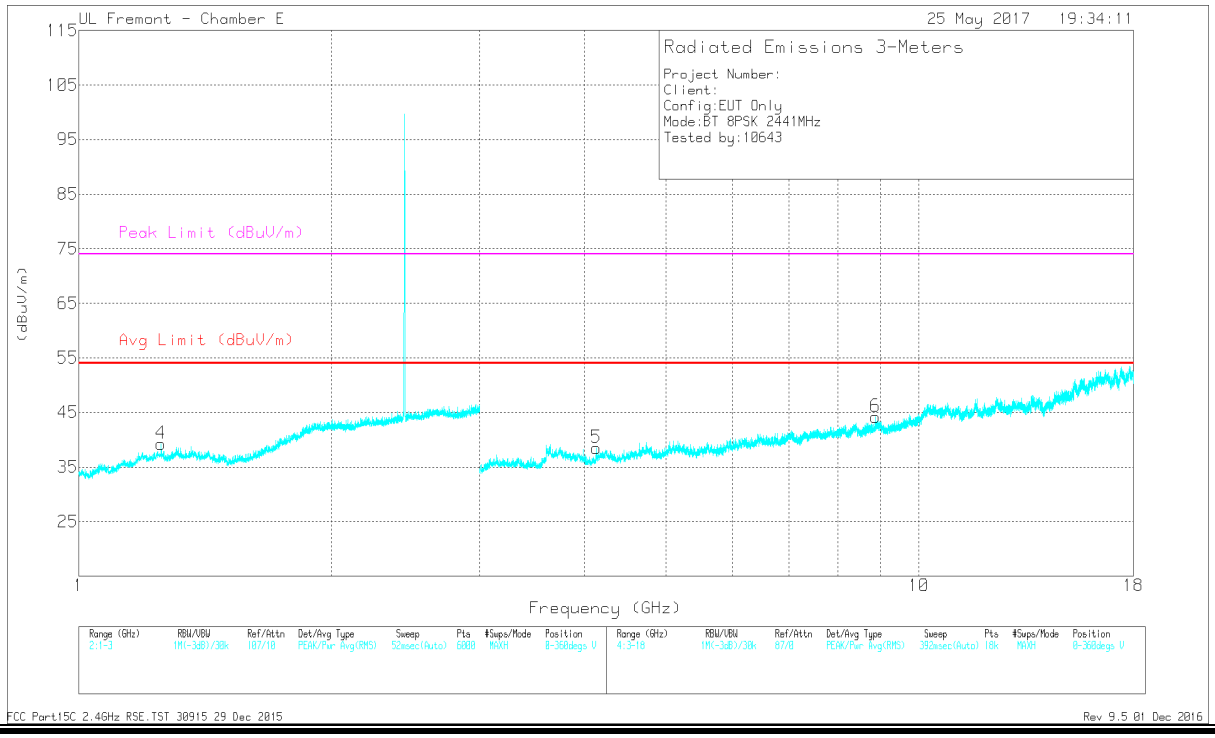

This report shall not be reproduced except in full, without the written approval of UL Verification Services Inc.

DATA

Marker	Frequency (GHz)	Meter Reading (dBuV)	Det	AF T136 (dB/m)	Amp/Cbl /Fltr/Pad (dB)	Corrected Reading (dBuV/m)	Avg Limit (dBuV/m)	Margin (dB)	Peak Limit (dBuV/m)	PK Margin (dB)	Azimuth (Degs)	Height (cm)	Polarity
4	* 1.253	35.64	PKFH	29.9	-21.9	43.64	-	-	74	-30.36	243	378	V
	* 1.251	24.21	VA1T	29.9	-21.9	32.21	54	-21.79	-	-	243	378	V
2	* 3.79	40.41	PKFH	34.4	-30.4	44.41	-	-	74	-29.59	352	114	H
	* 3.791	29.08	VA1T	34.4	-30.4	33.08	54	-20.92	-	-	352	114	H
5	* 4.127	40.96	PKFH	33.8	-30.7	44.06	-	-	74	-29.94	219	231	V
	* 4.129	28.82	VA1T	33.8	-30.6	32.02	54	-21.98	-	-	219	231	V
1	1.789	35.23	PKFH	31.2	-20.4	46.03	-	-	-	-	126	277	H
	1.79	23.92	VA1T	31.3	-20.4	34.82	-	-	-	-	126	277	H
6	8.871	37.37	PKFH	37.8	-25.9	49.27	-	-	-	-	260	348	V
	8.873	25.31	VA1T	37.8	-25.8	37.31	-	-	-	-	260	348	V
3	8.928	25.13	VA1T	37.8	-25.2	37.73	-	-	-	-	98	340	H
	8.93	37.86	PKFH	37.8	-25.2	50.46	-	-	-	-	98	340	H

* - indicates frequency in CFR47 Pt 15 / IC RSS-Restricted Band
PKFH - FHSS: RB=100k/1MHz VB=3 x RB, Peak
VA1T - FHSS: Linear Voltage Average VB=1/Ton where: Ton is transmit duration

This report shall not be reproduced except in full, without the written approval of UL Verification Services Inc.

HIGH CHANNEL HORIZONTAL

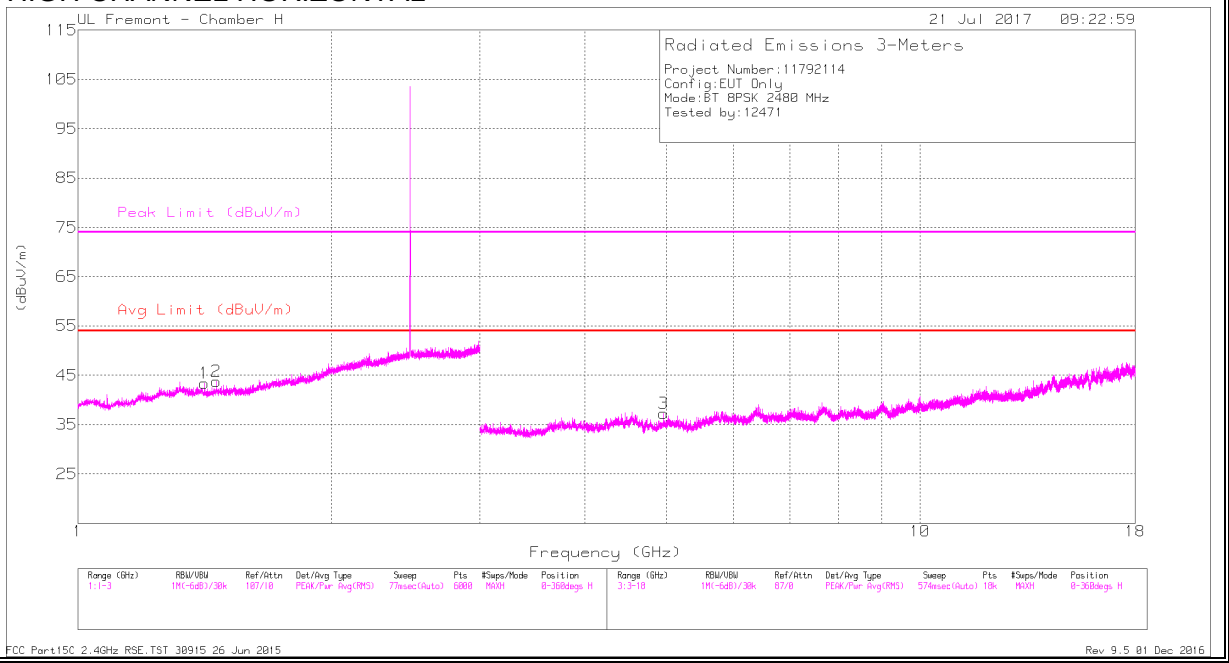

HIGH CHANNEL VERTICAL

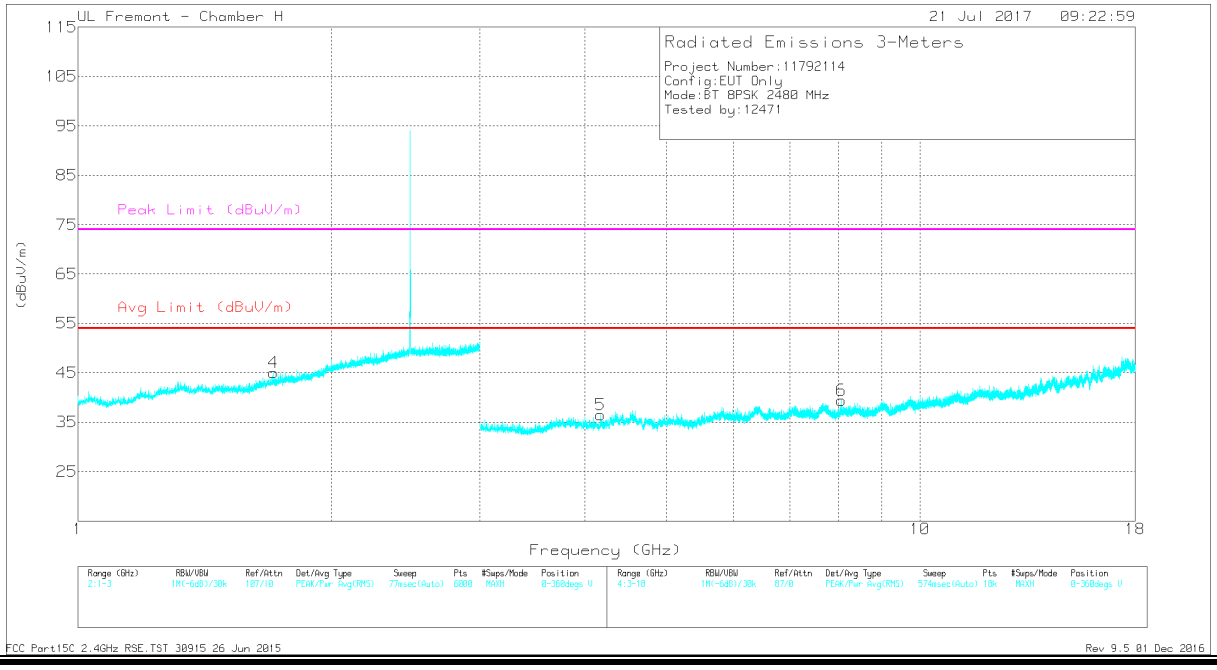

This report shall not be reproduced except in full, without the written approval of UL Verification Services Inc.

DATA

Frequency (GHz)	Meter Reading (dBuV)	Det	AF T344 (dB/m)	Amp/Cbl/Fltr/Pad (dB)	Corrected Reading (dBuV/m)	Avg Limit (dBuV/m)	Margin (dB)	Peak Limit (dBuV/m)	PK Margin (dB)	Azimuth (Degs)	Height (cm)	Polarity
* 1.413	35.84	PK2	28.7	-15.5	49.04	-	-	74	-24.96	96	335	H
* 1.414	23.34	MAv1	28.7	-15.5	36.54	54	-17.46	-	-	96	335	H
* 1.459	35.65	PK2	28.6	-15.5	48.75	-	-	74	-25.25	306	140	H
* 1.461	23.69	MAv1	28.6	-15.5	36.79	54	-17.21	-	-	306	140	H
* 1.706	35.64	PK2	29.4	-14.9	50.14	-	-	74	-23.86	189	255	V
* 1.707	23.91	MAv1	29.4	-14.9	38.41	54	-15.59	-	-	189	255	V
* 4.957	42.07	PK2	34.2	-33.7	42.57	-	-	74	-31.43	360	371	H
* 4.957	30.32	MAv1	34.2	-33.7	30.82	54	-23.18	-	-	360	371	H
* 4.178	42.45	PK2	33.5	-34.5	41.45	-	-	74	-32.55	93	288	V
* 4.177	30.98	MAv1	33.5	-34.5	29.98	54	-24.02	-	-	93	288	V
* 8.066	38.09	PK2	36.1	-29.5	44.69	-	-	74	-29.31	277	129	V
* 8.066	25.85	MAv1	36.1	-29.5	32.45	54	-21.55	-	-	277	129	V

* - indicates frequency in CFR47 Pt 15 / IC RSS-Restricted Band

PK2 - KDB558074 Method: Maximum Peak

MAv1 - KDB558074 Option 1 Maximum RMS Average

FCC Part15C 2.4GHz RSE.TST 30915 26 Jun 2015

Rev 9.5 01 Dec 2016

UL VERIFICATION SERVICES INC. FORM NO: CCSUP4701I
47173 BENICIA STREET, FREMONT, CA 94538, USA TEL: (510) 771-1000 FAX: (510) 661-0888

This report shall not be reproduced except in full, without the written approval of UL Verification Services Inc.

9.8. LAT 3, Plow BASIC DATA RATE GFSK MODULATION

9.8.1. RESTRICTED BANDEDGE (LOW CHANNEL)

LOW CHANNEL HORIZONTAL

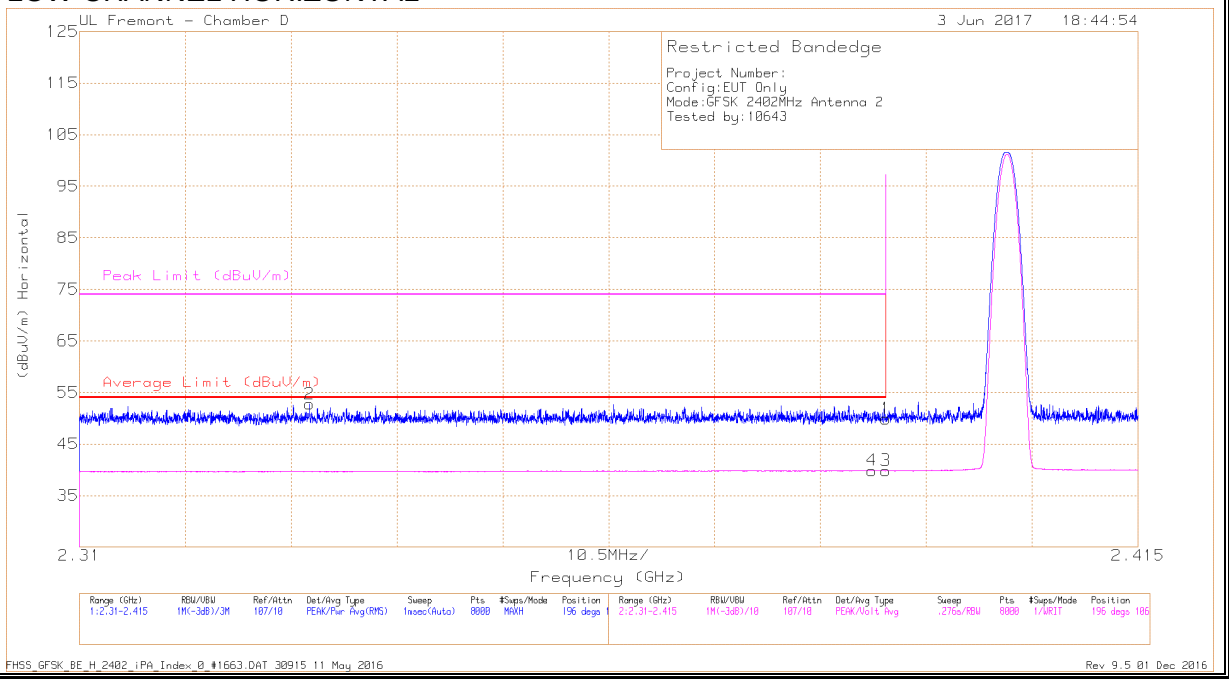

Marker	Frequency (GHz)	Meter Reading (dBuV)	Det	AF T120 (dB/m)	Amp/Cbl/Flt r/Pad (dB)	Corrected Reading (dBuV/m)	Average Limit (dBuV/m)	Margin (dB)	Peak Limit (dBuV/m)	PK Margin (dB)	Azimuth (Degs)	Height (cm)	Polarity
1	* 2.39	38.52	Pk	32.1	-20.7	49.92	-	-	74	-24.08	196	107	H
2	* 2.333	41.54	Pk	32.1	-20.9	52.74	-	-	74	-21.26	196	107	H
3	* 2.39	28.44	VA1T	32.1	-20.7	39.84	54	-14.16	-	-	196	106	H
4	* 2.389	28.58	VA1T	32.1	-20.8	39.88	54	-14.12	-	-	196	106	H

* - indicates frequency in CFR47 Pt 15 / IC RSS-Restricted Band
Pk - Peak detector
VA1T - FHSS: Linear Voltage Average VB=1/Ton where: Ton is transmit duration

This report shall not be reproduced except in full, without the written approval of UL Verification Services Inc.

LOW CHANNEL VERTICAL

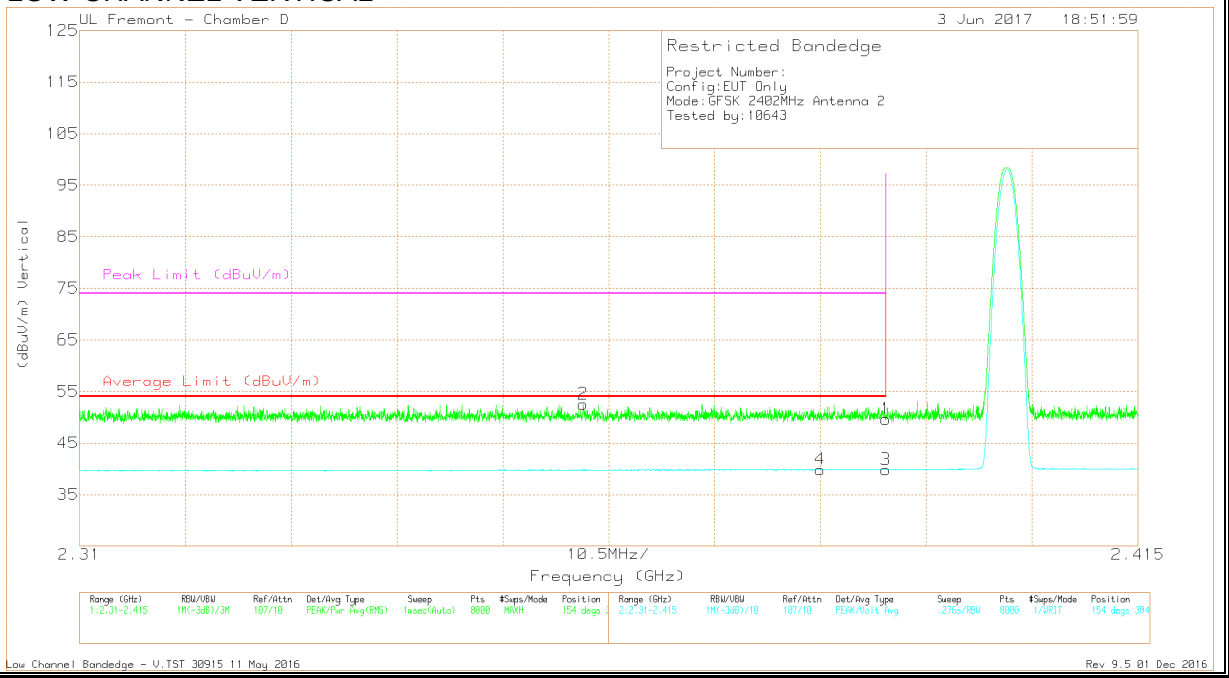

Marker	Frequency (GHz)	Meter Reading (dBuV)	Det	AF T120 (dB/m)	Amp/Cbl/Flt r/Pad (dB)	Corrected Reading (dBuV/m)	Average Limit (dBuV/m)	Margin (dB)	Peak Limit (dBuV/m)	PK Margin (dB)	Azimuth (Degs)	Height (cm)	Polarity
1	* 2.39	38.26	Pk	32.1	-20.7	49.66	-	-	74	-24.34	154	384	V
2	* 2.36	41.27	Pk	32.1	-20.8	52.57	-	-	74	-21.43	154	384	V
4	* 2.383	28.58	VA1T	32.1	-20.8	39.88	54	-14.12	-	-	154	384	V
3	* 2.39	28.44	VA1T	32.1	-20.7	39.84	54	-14.16	-	-	154	384	V

* - indicates frequency in CFR47 Pt 15 / IC RSS-Restricted Band
Pk - Peak detector
VA1T - FHSS: Linear Voltage Average VB=1/Ton where: Ton is transmit duration

This report shall not be reproduced except in full, without the written approval of UL Verification Services Inc.

9.8.2. AUTHORIZED BANDEDGE (HIGH CHANNEL)

HIGH CHANNEL HORIZONTAL

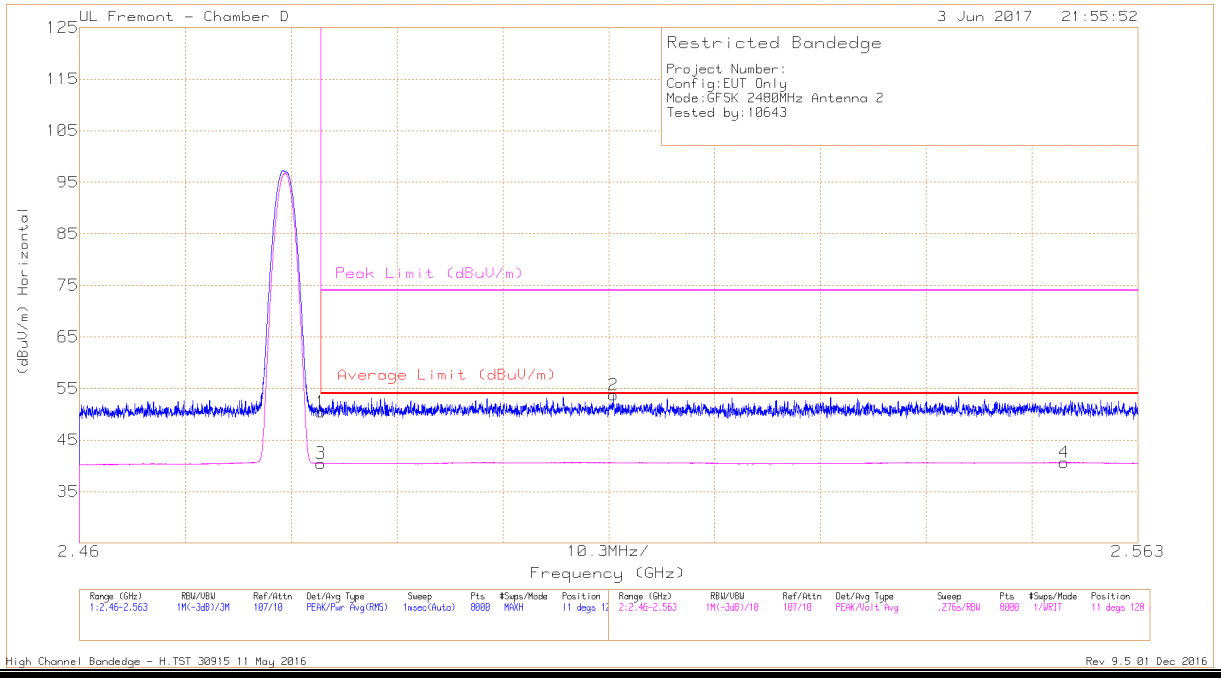

Marker	Frequency (GHz)	Meter Reading (dBuV)	Det	AF T120 (dB/m)	Amp/Cbl/Fltr/Pad (dB)	Corrected Reading (dBuV/m)	Average Limit (dBuV/m)	Margin (dB)	Peak Limit (dBuV/m)	PK Margin (dB)	Azimuth (Degs)	Height (cm)	Polarity
1	* 2.484	38.73	Pk	32.5	-20.8	50.43	-	-	74	-23.57	11	128	H
2	2.512	41.76	Pk	32.6	-20.6	53.76	-	-	74	-20.24	11	128	H
3	* 2.484	28.77	VA1T	32.5	-20.8	40.47	54	-13.53	-	-	11	128	H
4	2.556	28.68	VA1T	32.6	-20.6	40.68	54	-13.32	-	-	11	128	H

* - indicates frequency in CFR47 Pt 15 / IC RSS-Restricted Band
Pk - Peak detector
VA1T - FHSS: Linear Voltage Average VB=1/Ton where: Ton is transmit duration

This report shall not be reproduced except in full, without the written approval of UL Verification Services Inc.

HIGH CHANNEL VERTICAL

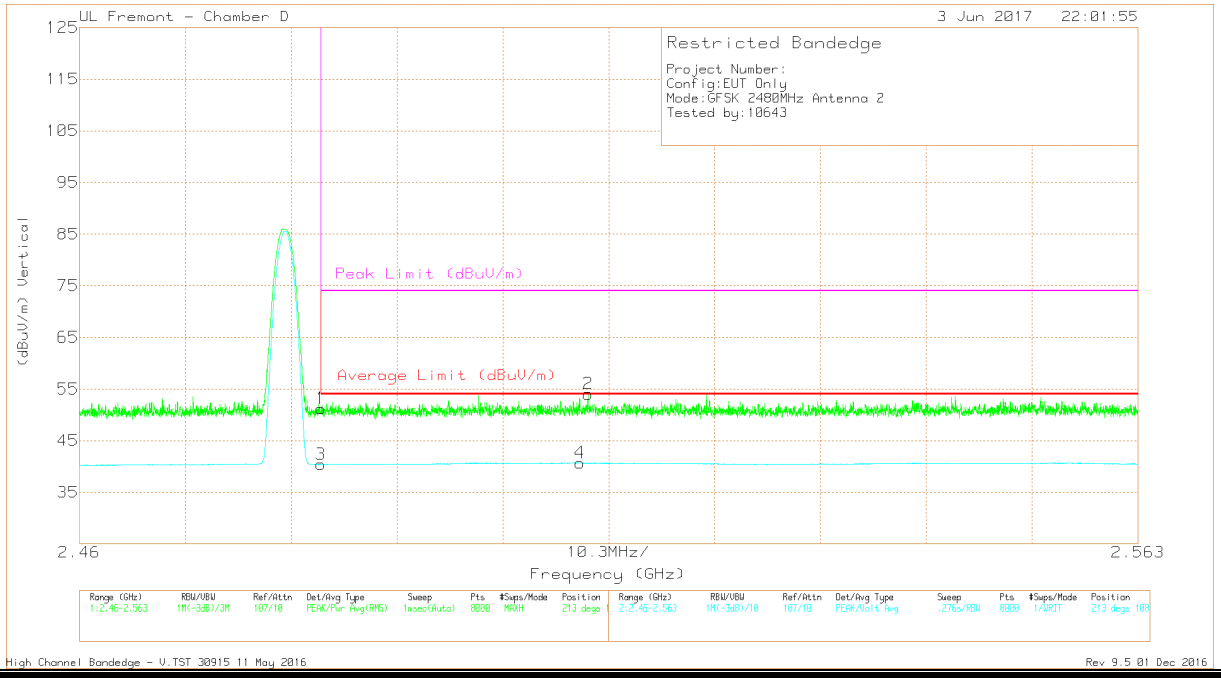

Marker	Frequency (GHz)	Meter Reading (dBuV)	Det	AF T120 (dB/m)	Amp/Cbl/Fltr/Pad (dB)	Corrected Reading (dBuV/m)	Average Limit (dBuV/m)	Margin (dB)	Peak Limit (dBuV/m)	PK Margin (dB)	Azimuth (Degs)	Height (cm)	Polarity
1	* 2.484	39.53	Pk	32.5	-20.8	51.23	-	-	74	-22.77	213	108	V
2	2.509	42.06	Pk	32.6	-20.6	54.06	-	-	74	-19.94	213	108	V
3	* 2.484	28.72	VA1T	32.5	-20.8	40.42	54	-13.58	-	-	213	108	V
4	2.509	28.71	VA1T	32.6	-20.6	40.71	54	-13.29	-	-	213	108	V

* - indicates frequency in CFR47 Pt 15 / IC RSS-Restricted Band
Pk - Peak detector
VA1T - FHSS: Linear Voltage Average VB=1/Ton where: Ton is transmit duration

This report shall not be reproduced except in full, without the written approval of UL Verification Services Inc.

9.8.3. HARMONICS AND SPURIOUS EMISSIONS

LOW CHANNEL HORIZONTAL

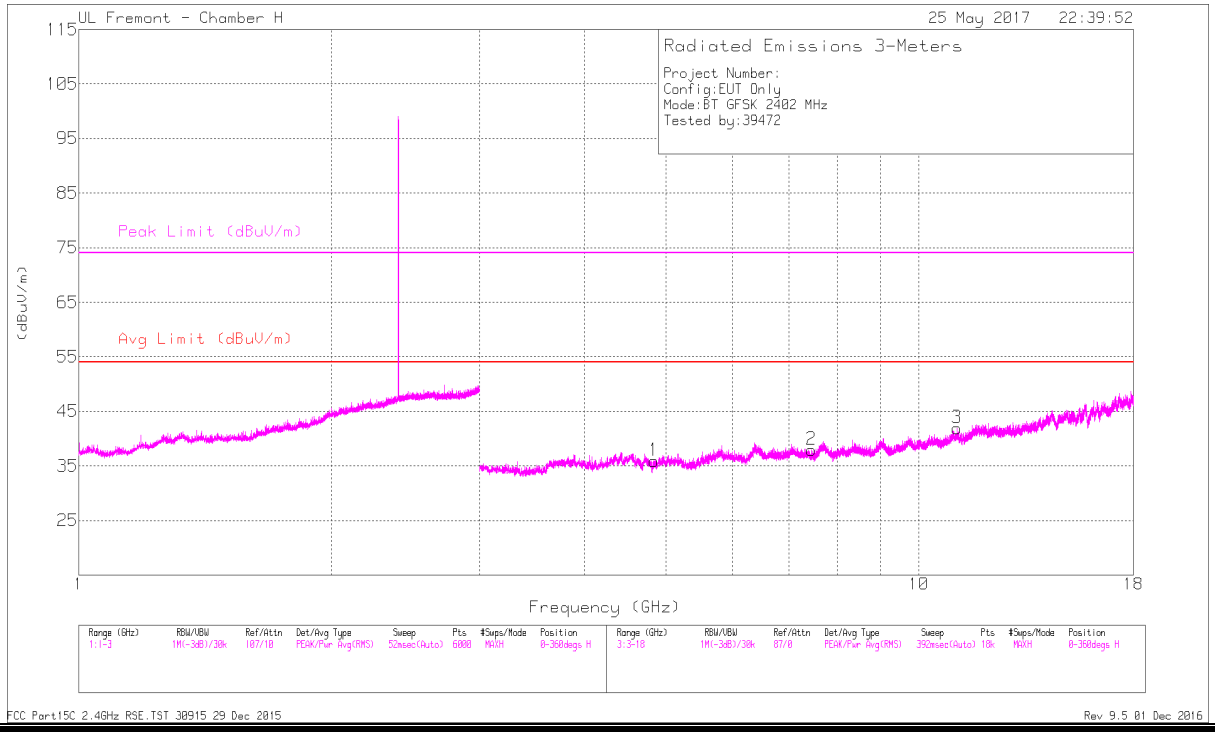

LOW CHANNEL VERTICAL

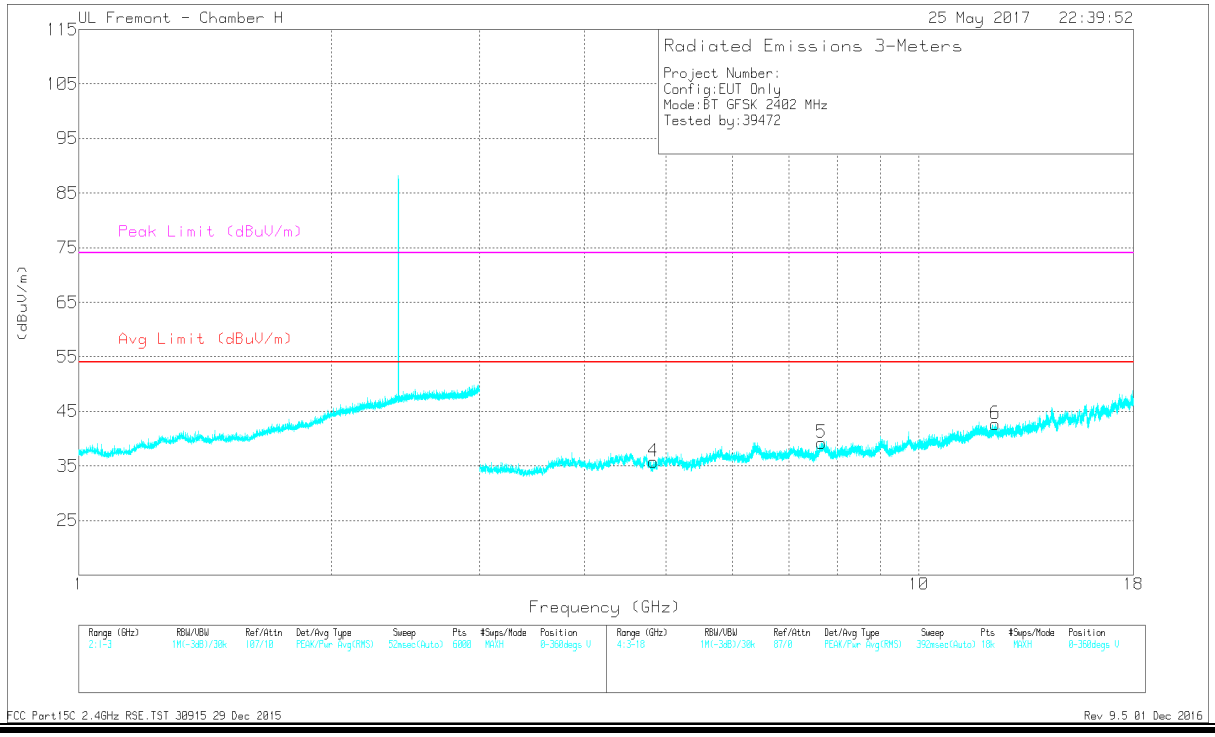

This report shall not be reproduced except in full, without the written approval of UL Verification Services Inc.

DATA

Marker	Frequency (GHz)	Meter Reading (dBuV)	Det	AF T344 (dB/m)	Amp/Cbl/ Fltr/Pad (dB)	Corrected Reading (dBuV/m)	Avg Limit (dBuV/m)	Margin (dB)	Peak Limit (dBuV/m)	PK Margin (dB)	Azimuth (Degs)	Height (cm)	Polarity
1	* 4.805	41.85	PKFH	34.2	-35.1	40.95	-	-	74	-33.05	288	246	H
	* 4.804	30.47	VA1T	34.2	-35	29.67	54	-24.33	-	-	288	246	H
2	* 7.457	38.84	PKFH	35.9	-31.2	43.54	-	-	74	-30.46	288	100	H
	* 7.455	26.74	VA1T	35.9	-31.2	31.44	54	-22.56	-	-	288	100	H
3	* 11.097	36.17	PKFH	38.3	-27.4	47.07	-	-	74	-26.93	318	211	H
	* 11.094	24.24	VA1T	38.3	-27.4	35.14	54	-18.86	-	-	318	211	H
4	* 4.833	42.31	PKFH	34.2	-35	41.51	-	-	74	-32.49	272	229	V
	* 4.837	30.6	VA1T	34.2	-35	29.8	54	-24.2	-	-	272	229	V
5	* 7.654	38.82	PKFH	36.2	-30	45.02	-	-	74	-28.98	251	189	V
	* 7.653	27.03	VA1T	36.2	-30	33.23	54	-20.77	-	-	251	189	V
6	* 12.336	35.03	PKFH	38.7	-26.2	47.53	-	-	74	-26.47	287	228	V
	* 12.336	23.47	VA1T	38.7	-26.2	35.97	54	-18.03	-	-	287	228	V

* - indicates frequency in CFR47 Pt 15 / IC RSS-Restricted Band
PKFH - FHSS: RB=100k/1MHz VB=3 x RB, Peak
VA1T - FHSS: Linear Voltage Average VB=1/Ton where: Ton is transmit duration

UL VERIFICATION SERVICES INC. FORM NO: CCSUP4701I
47173 BENICIA STREET, FREMONT, CA 94538, USA TEL: (510) 771-1000 FAX: (510) 661-0888
This report shall not be reproduced except in full, without the written approval of UL Verification Services Inc.

MID CHANNEL HORIZONTAL

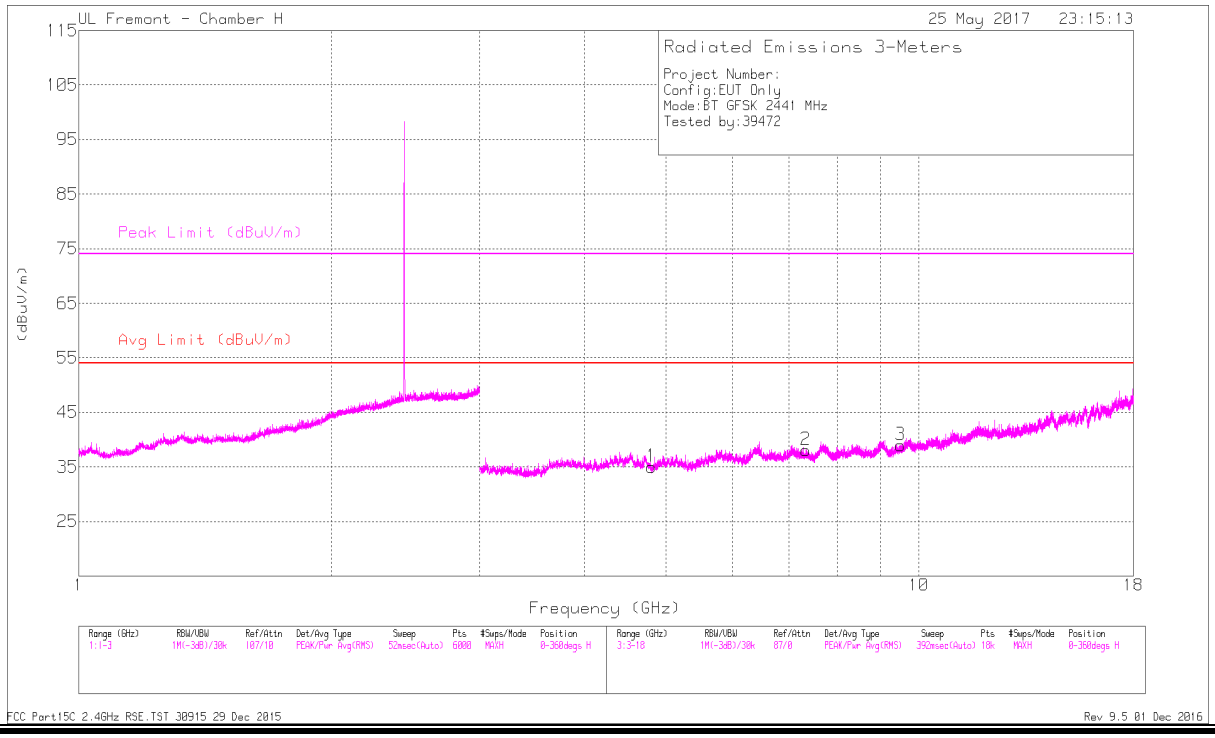

MID CHANNEL VERTICAL

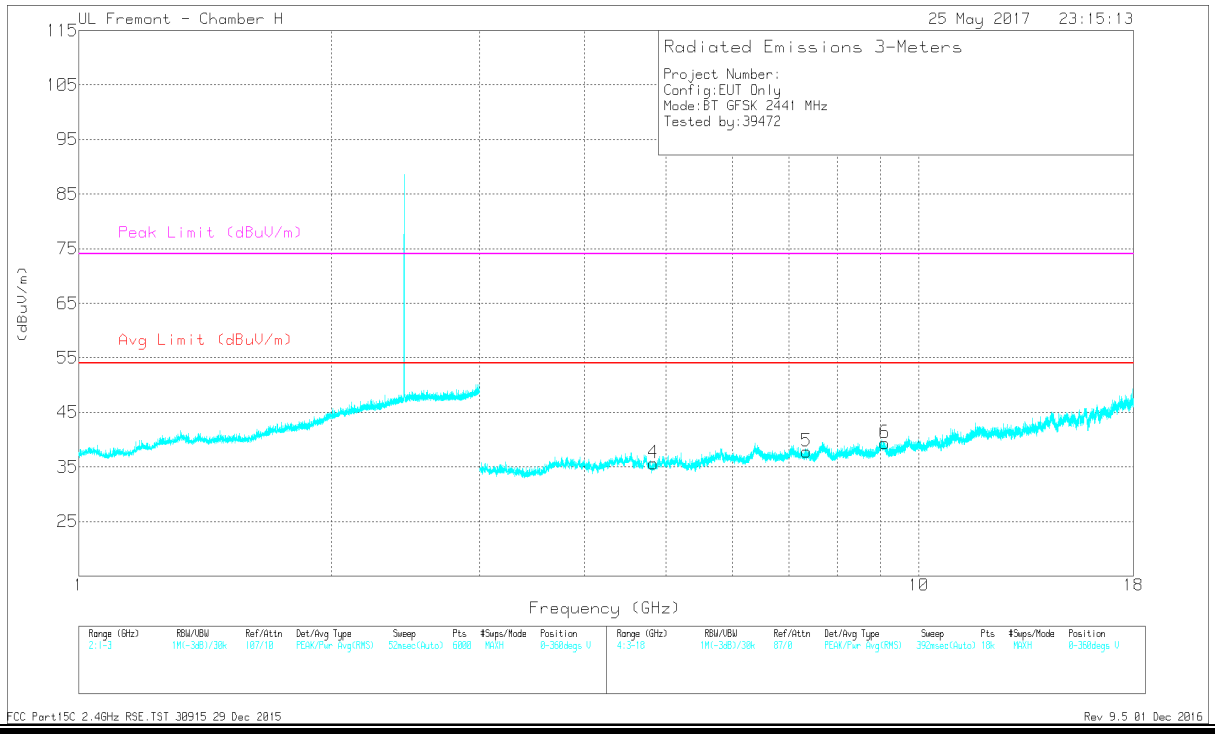

This report shall not be reproduced except in full, without the written approval of UL Verification Services Inc.

DATA

Marker	Frequency (GHz)	Meter Reading (dBuV)	Det	AF T344 (dB/m)	Amp/Cbl /Fltr/Pad (dB)	Corrected Reading (dBuV/m)	Avg Limit (dBuV/m)	Margin (dB)	Peak Limit (dBuV/m)	PK Margin (dB)	Azimuth (Degs)	Height (cm)	Polarity
1	* 4.882	42.34	PKFH	34.2	-34.9	41.64	-	-	74	-32.36	68	118	H
	* 4.882	30.32	VA1T	34.2	-34.9	29.62	54	-24.38	-	-	68	118	H
2	* 7.321	38.63	PKFH	35.8	-31.2	43.23	-	-	74	-30.77	103	217	H
	* 7.321	26.96	VA1T	35.8	-31.2	31.56	54	-22.44	-	-	103	217	H
3	9.505	36.83	PKFH	37	-29.4	44.43	-	-	-	-	118	212	H
4	* 4.88	42.27	PKFH	34.2	-34.9	41.57	-	-	74	-32.43	121	188	V
	* 4.882	30.29	VA1T	34.2	-34.9	29.59	54	-24.41	-	-	121	188	V
5	* 7.325	38.96	PKFH	35.8	-31.2	43.56	-	-	74	-30.44	127	109	V
	* 7.321	26.94	VA1T	35.8	-31.2	31.54	54	-22.46	-	-	127	109	V
6	* 9.109	37.39	PKFH	36.6	-29	44.99	-	-	74	-29.01	115	188	V
	* 9.109	25.37	VA1T	36.6	-29	32.97	54	-21.03	-	-	115	188	V

* - indicates frequency in CFR47 Pt 15 / IC RSS-Restricted Band
PKFH - FHSS: RB=100k/1MHz VB=3 x RB, Peak
VA1T - FHSS: Linear Voltage Average VB=1/Ton where: Ton is transmit duration

This report shall not be reproduced except in full, without the written approval of UL Verification Services Inc.

HIGH CHANNEL HORIZONTAL

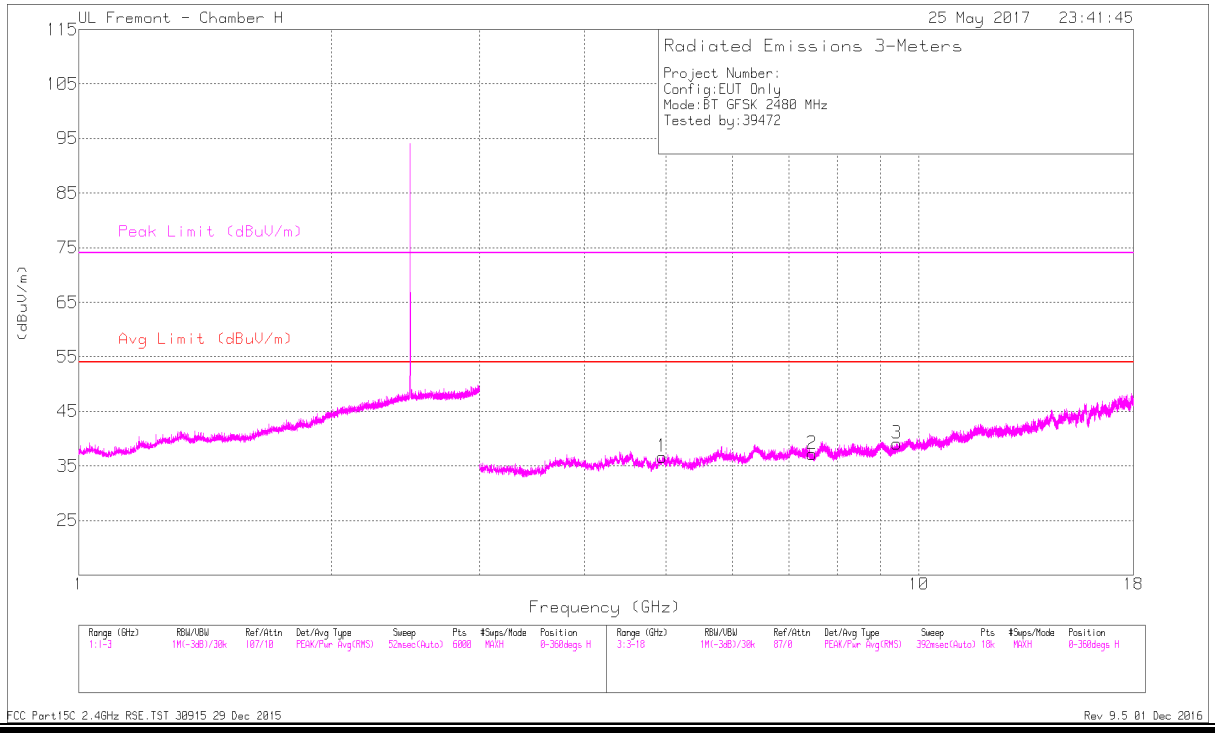

HIGH CHANNEL VERTICAL

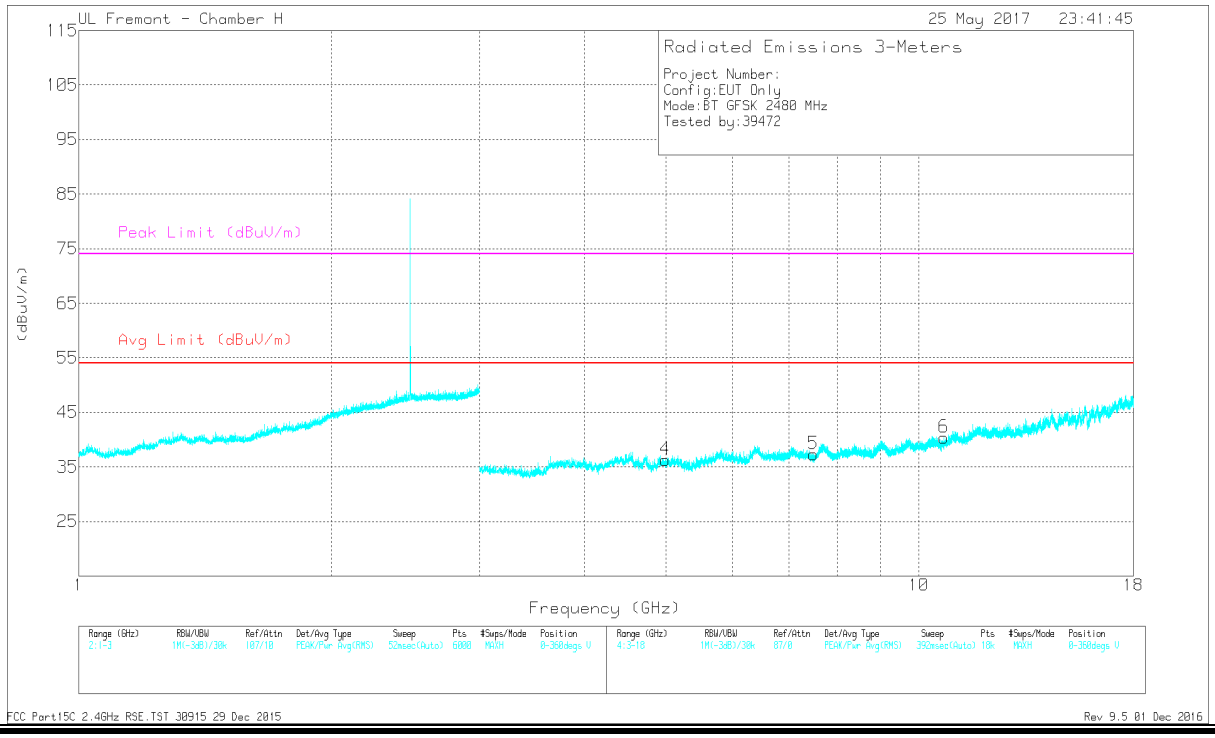

This report shall not be reproduced except in full, without the written approval of UL Verification Services Inc.

Markers	Frequency (GHz)	Meter Reading (dBuV)	Det	AF T344 (dB/m)	Amp/Cbl/ Fltr/Pad (dB)	Corrected Reading (dBuV/m)	Avg Limit (dBuV/m)	Margin (dB)	Peak Limit (dBuV/m)	PK Margin (dB)	Azimuth (Degs)	Height (cm)	Polarity
1	* 4.96	42.37	PKFH	34.2	-34.3	42.27	-	-	74	-31.73	154	162	H
	* 4.96	30.77	VA1T	34.1	-34.3	30.57	54	-23.43	-	-	154	162	H
2	* 7.442	38.66	PKFH	35.9	-31.3	43.26	-	-	74	-30.74	154	201	H
	* 7.438	26.71	VA1T	35.9	-31.3	31.31	54	-22.69	-	-	154	201	H
3	* 9.414	36.89	PKFH	36.8	-28.6	45.09	-	-	74	-28.91	162	210	H
	* 9.413	24.95	VA1T	36.8	-28.7	33.05	54	-20.95	-	-	162	210	H
4	* 4.962	41.92	PKFH	34.1	-34.2	41.82	-	-	74	-32.18	188	109	V
	* 4.96	30.78	VA1T	34.1	-34.3	30.58	54	-23.42	-	-	188	109	V
5	* 7.441	38.44	PKFH	35.9	-31.3	43.04	-	-	74	-30.96	206	190	V
	* 7.438	26.71	VA1T	35.9	-31.3	31.31	54	-22.69	-	-	206	190	V
6	* 10.716	36.43	PKFH	37.6	-28.1	45.93	-	-	74	-28.07	213	111	V
	* 10.717	24.7	VA1T	37.6	-28.1	34.2	54	-19.8	-	-	213	111	V

* - indicates frequency in CFR47 Pt 15 / IC RSS-Restricted Band
PKFH - FHSS: RB=100k/1MHz VB=3 x RB, Peak
VA1T - FHSS: Linear Voltage Average VB=1/Ton where: Ton is transmit duration

UL VERIFICATION SERVICES INC. FORM NO: CCSUP4701I
47173 BENICIA STREET, FREMONT, CA 94538, USA TEL: (510) 771-1000 FAX: (510) 661-0888
This report shall not be reproduced except in full, without the written approval of UL Verification Services Inc.

9.9. LAT 3, Plow ENHANCED DATA RATE 8PSK MODULATION

9.9.1. RESTRICTED BANDEDGE (LOW CHANNEL)

LOW CHANNEL HORIZONTAL

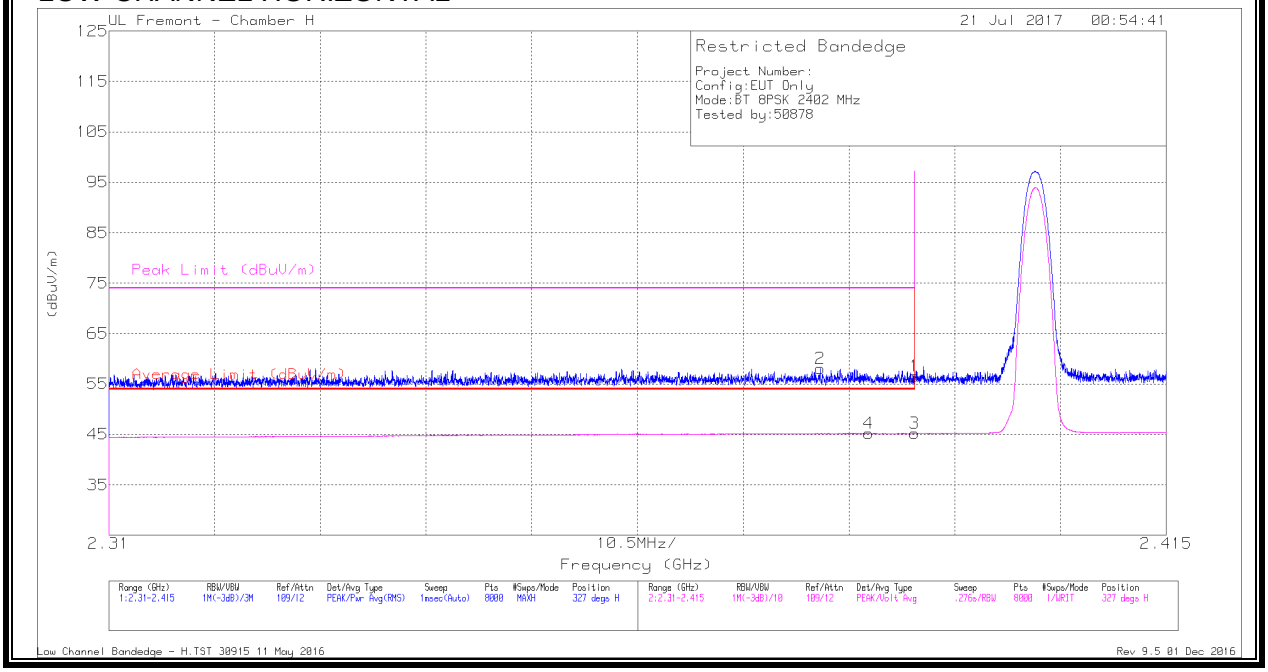

Marker	Frequency (GHz)	Meter Reading (dBuV)	Det	AF T344 (dB/m)	Amp/Cbl/Fltr/Pad (dB)	Corrected Reading (dBuV/m)	Average Limit (dBuV/m)	Margin (dB)	Peak Limit (dBuV/m)	PK Margin (dB)	Azimuth (Degs)	Height (cm)	Polarity
1	* 2.39	38.31	Pk	32.3	-14	56.61	-	-	74	-17.39	327	279	H
2	* 2.381	39.88	Pk	32.2	-14	58.08	-	-	74	-15.92	327	279	H
3	* 2.39	26.9	VA1T	32.3	-14	45.2	54	-8.8	-	-	327	279	H
4	* 2.385	26.93	VA1T	32.3	-14	45.23	54	-8.77	-	-	327	279	H

* - indicates frequency in CFR47 Pt 15 / IC RSS-Restricted Band
Pk - Peak detector

This report shall not be reproduced except in full, without the written approval of UL Verification Services Inc.

LOW CHANNEL VERTICAL

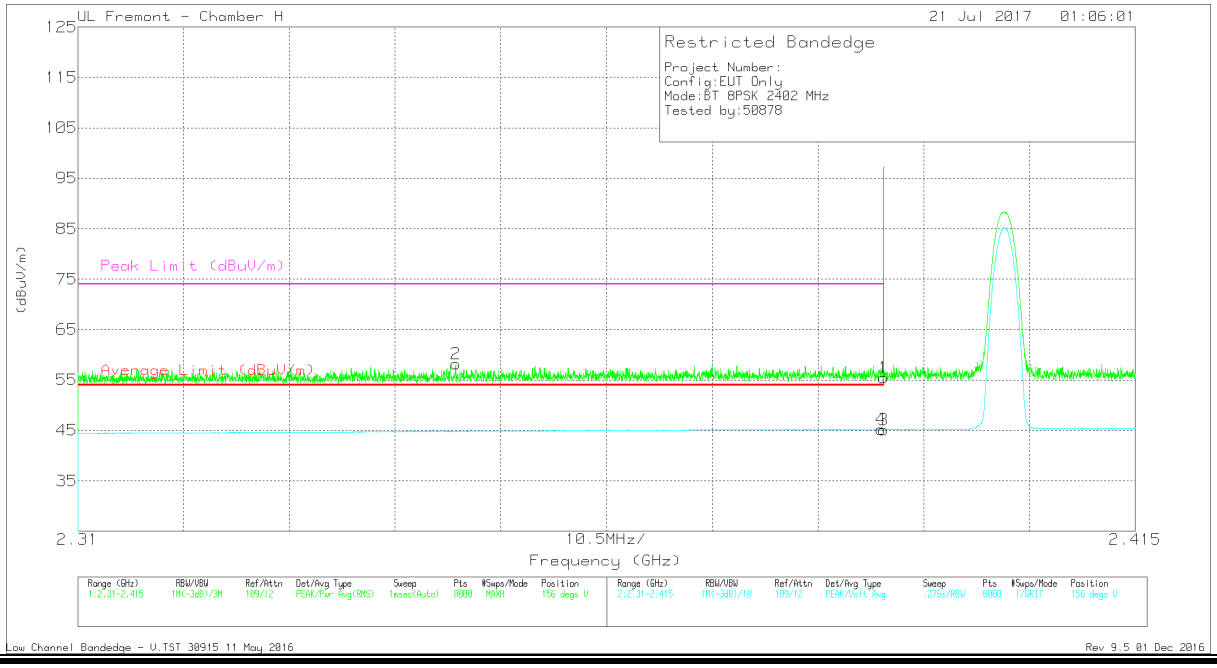

Marker	Frequency (GHz)	Meter Reading (dBuV)	Det	AF T344 (dB/m)	Amp/Cbl/Fltr/Pad (dB)	Corrected Reading (dBuV/m)	Average Limit (dBuV/m)	Margin (dB)	Peak Limit (dBuV/m)	PK Margin (dB)	Azimuth (Degs)	Height (cm)	Polarity
1	* 2.39	37.18	Pk	32.3	-14	55.48	-	-	74	-18.52	156	339	V
2	* 2.348	40.21	Pk	32.1	-14.1	58.21	-	-	74	-15.79	156	339	V
3	* 2.39	26.85	VA1T	32.3	-14	45.15	54	-8.85	-	-	156	339	V
4	* 2.39	26.9	VA1T	32.3	-14	45.2	54	-8.8	-	-	156	339	V

* - indicates frequency in CFR47 Pt 15 / IC RSS-Restricted Band
Pk - Peak detector

This report shall not be reproduced except in full, without the written approval of UL Verification Services Inc.

9.9.2. AUTHORIZED BANDEDGE (HIGH CHANNEL)

HIGH CHANNEL HORIZONTAL

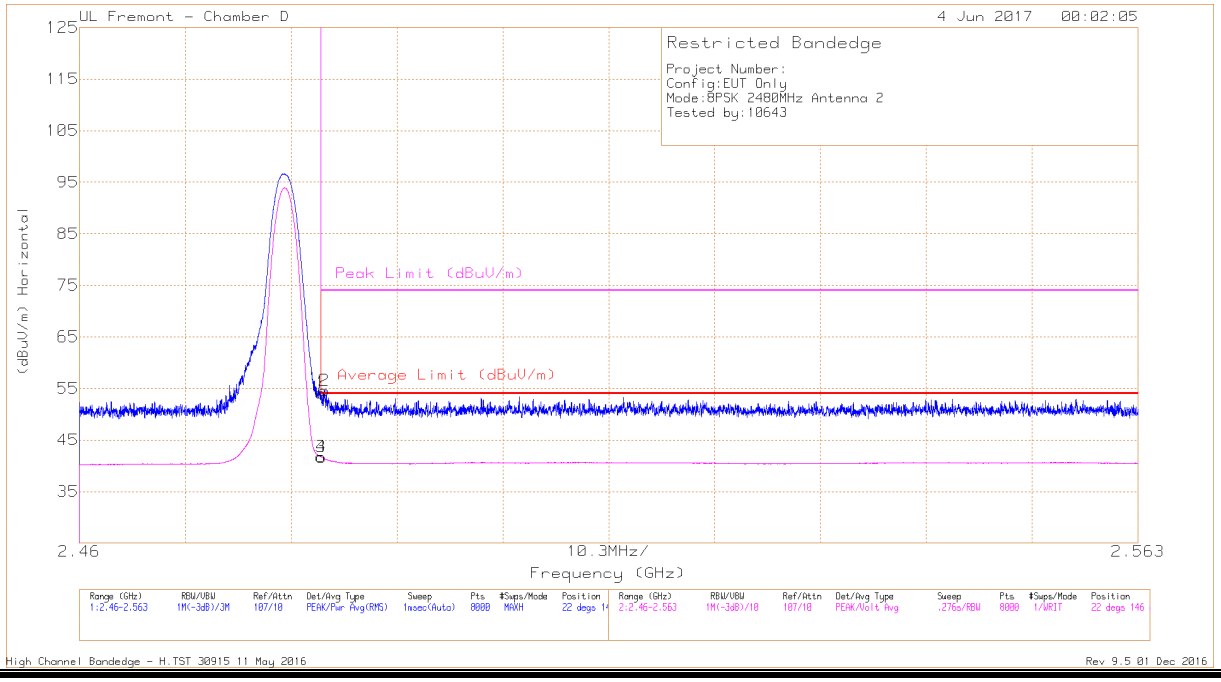

Marker	Frequency (GHz)	Meter Reading (dBuV)	Det	AF T120 (dB/m)	Amp/Cbl/Fltr/Pad (dB)	Corrected Reading (dBuV/m)	Average Limit (dBuV/m)	Margin (dB)	Peak Limit (dBuV/m)	PK Margin (dB)	Azimuth (Degs)	Height (cm)	Polarity
1	* 2.484	42.45	Pk	32.5	-20.8	54.15	-	-	74	-19.85	22	146	H
2	* 2.484	42.9	Pk	32.5	-20.8	54.6	-	-	74	-19.4	22	146	H
3	* 2.484	30.05	VA1T	32.5	-20.8	41.75	54	-12.25	-	-	22	146	H
4	* 2.484	30.01	VA1T	32.5	-20.8	41.71	54	-12.29	-	-	22	146	H

* - indicates frequency in CFR47 Pt 15 / IC RSS-Restricted Band
Pk - Peak detector
VA1T - FHSS: Linear Voltage Average VB=1/Ton where: Ton is transmit duration

This report shall not be reproduced except in full, without the written approval of UL Verification Services Inc.

HIGH CHANNEL VERTICAL

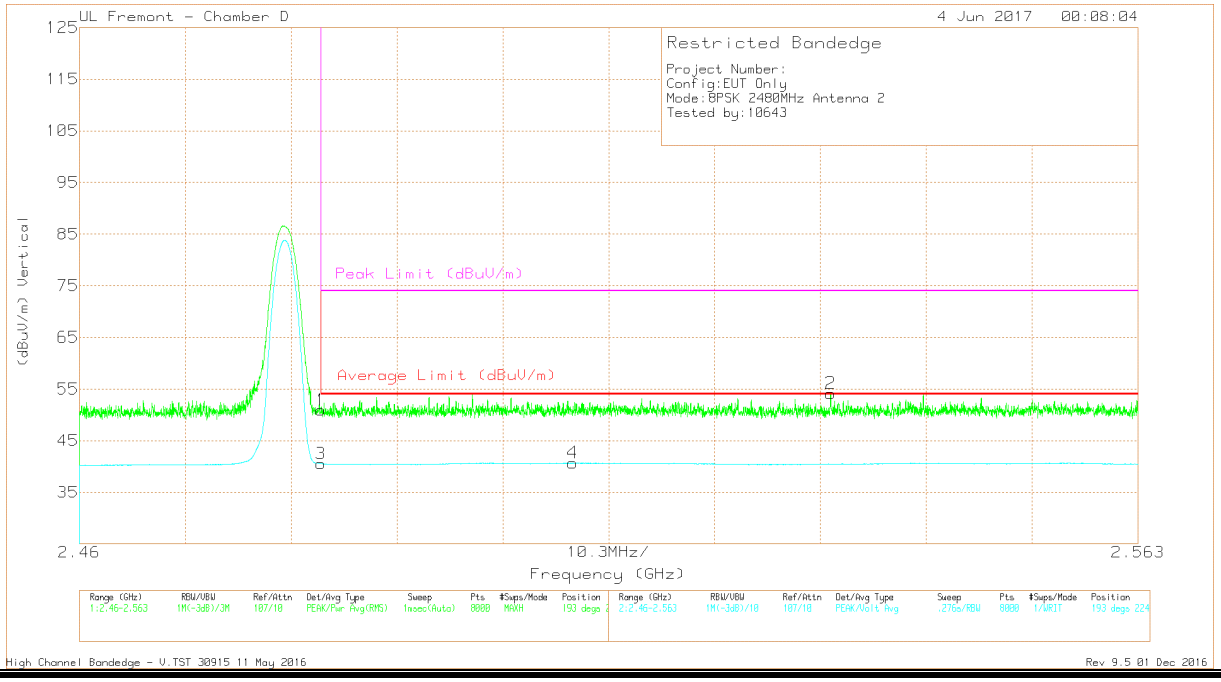

Marker	Frequency (GHz)	Meter Reading (dBuV)	Det	AF T120 (dB/m)	Amp/Cbl/Fltr/ Pad (dB)	Corrected Reading (dBuV/m)	Average Limit (dBuV/m)	Margin (dB)	Peak Limit (dBuV/m)	PK Margin (dB)	Azimuth (Degs)	Height (cm)	Polarity
1	* 2.484	39.22	Pk	32.5	-20.8	50.92	-	-	74	-23.08	193	224	V
2	2.533	42.24	Pk	32.6	-20.7	54.14	-	-	74	-19.86	193	224	V
3	* 2.484	28.84	VA1T	32.5	-20.8	40.54	54	-13.46	-	-	193	224	V
4	2.508	28.71	VA1T	32.6	-20.6	40.71	54	-13.29	-	-	193	224	V

* - indicates frequency in CFR47 Pt 15 / IC RSS-Restricted Band
Pk - Peak detector
VA1T - FHSS: Linear Voltage Average VB=1/Ton where: Ton is transmit duration

This report shall not be reproduced except in full, without the written approval of UL Verification Services Inc.

9.9.3. HARMONICS AND SPURIOUS EMISSIONS

LOW CHANNEL HORIZONTAL

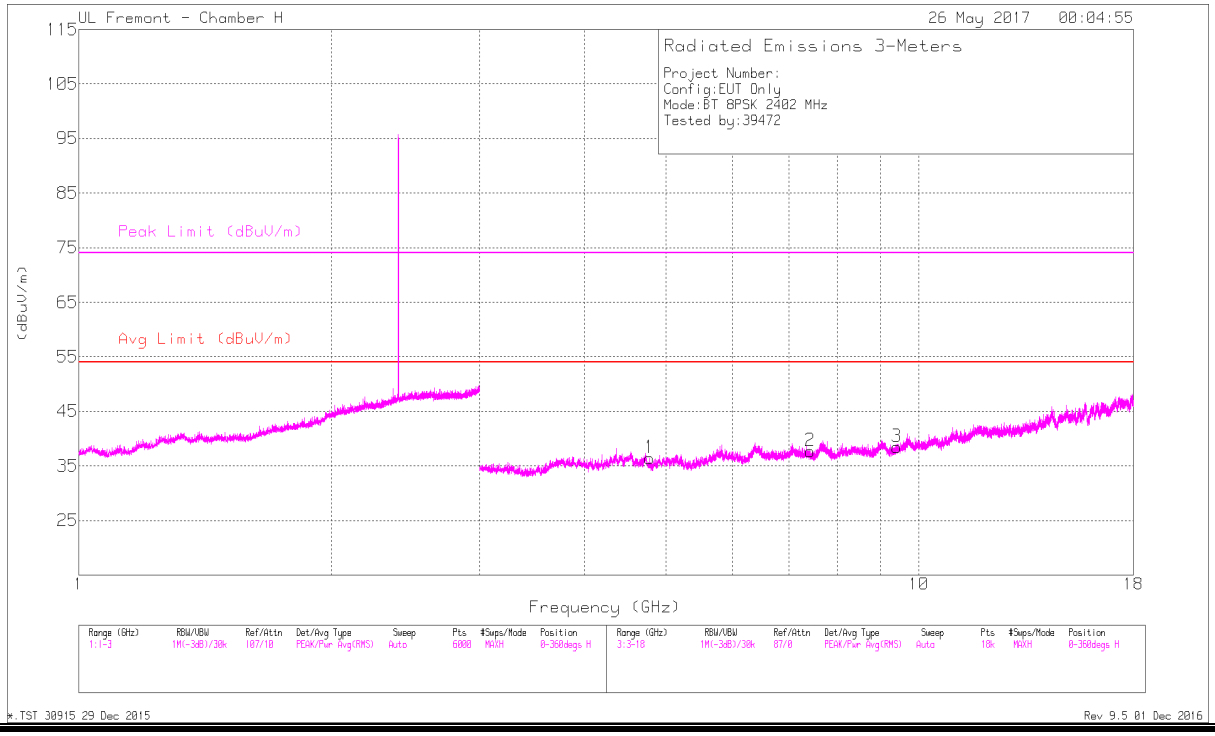

LOW CHANNEL VERTICAL

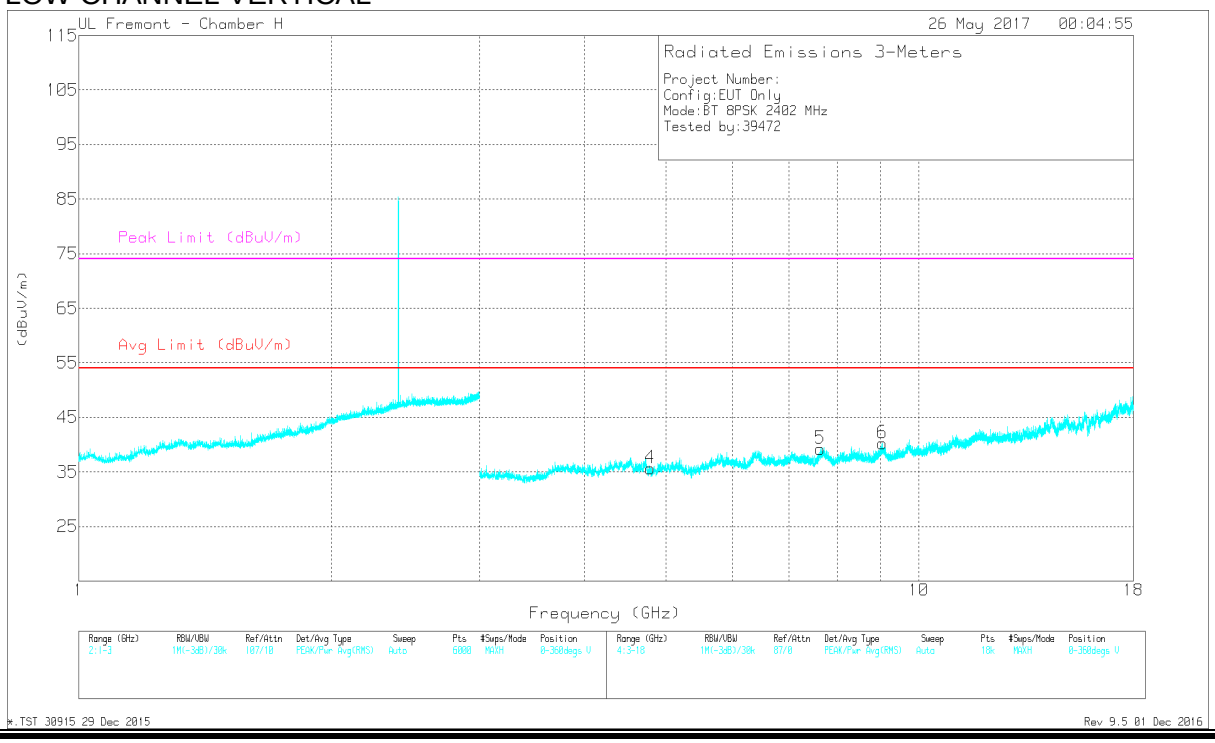

This report shall not be reproduced except in full, without the written approval of UL Verification Services Inc.

DATA

Marker	Frequency (GHz)	Meter Reading (dBuV)	Det	AF T344 (dB/m)	Amp/Cbl /Fltr/Pad (dB)	Corrected Reading (dBuV/m)	Avg Limit (dBuV/m)	Margin (dB)	Peak Limit (dBuV/m)	PK Margin (dB)	Azimuth (Degs)	Height (cm)	Polarity
1	* 4.803	42	PKFH	34.2	-35	41.2	-	-	74	-32.8	285	188	H
	* 4.802	30.58	VA1T	34.2	-35.1	29.68	54	-24.32	-	-	285	188	H
2	* 7.426	39.05	PKFH	35.9	-31.2	43.75	-	-	74	-30.25	293	109	H
	* 7.423	26.83	VA1T	35.9	-31.2	31.53	54	-22.47	-	-	293	109	H
3	* 9.408	36.87	PKFH	36.8	-28.7	44.97	-	-	74	-29.03	299	110	H
	* 9.407	24.98	VA1T	36.8	-28.8	32.98	54	-21.02	-	-	299	110	H
4	* 4.804	42.34	PKFH	34.2	-35	41.54	-	-	74	-32.46	306	109	V
	* 4.802	30.64	VA1T	34.2	-35.1	29.74	54	-24.26	-	-	306	109	V
5	* 7.635	38.94	PKFH	36.1	-30.2	44.84	-	-	74	-29.16	310	105	V
	* 7.636	27.06	VA1T	36.1	-30.2	32.96	54	-21.04	-	-	310	105	V
6	* 9.044	37.88	PKFH	36.5	-28.9	45.48	-	-	74	-28.52	285	124	V
	* 9.043	25.94	VA1T	36.5	-28.9	33.54	54	-20.46	-	-	285	124	V

* - indicates frequency in CFR47 Pt 15 / IC RSS-Restricted Band
PKFH - FHSS: RB=100k/1MHz VB=3 x RB, Peak
VA1T - FHSS: Linear Voltage Average VB=1/Ton where: Ton is transmit duration

This report shall not be reproduced except in full, without the written approval of UL Verification Services Inc.

MID CHANNEL HORIZONTAL

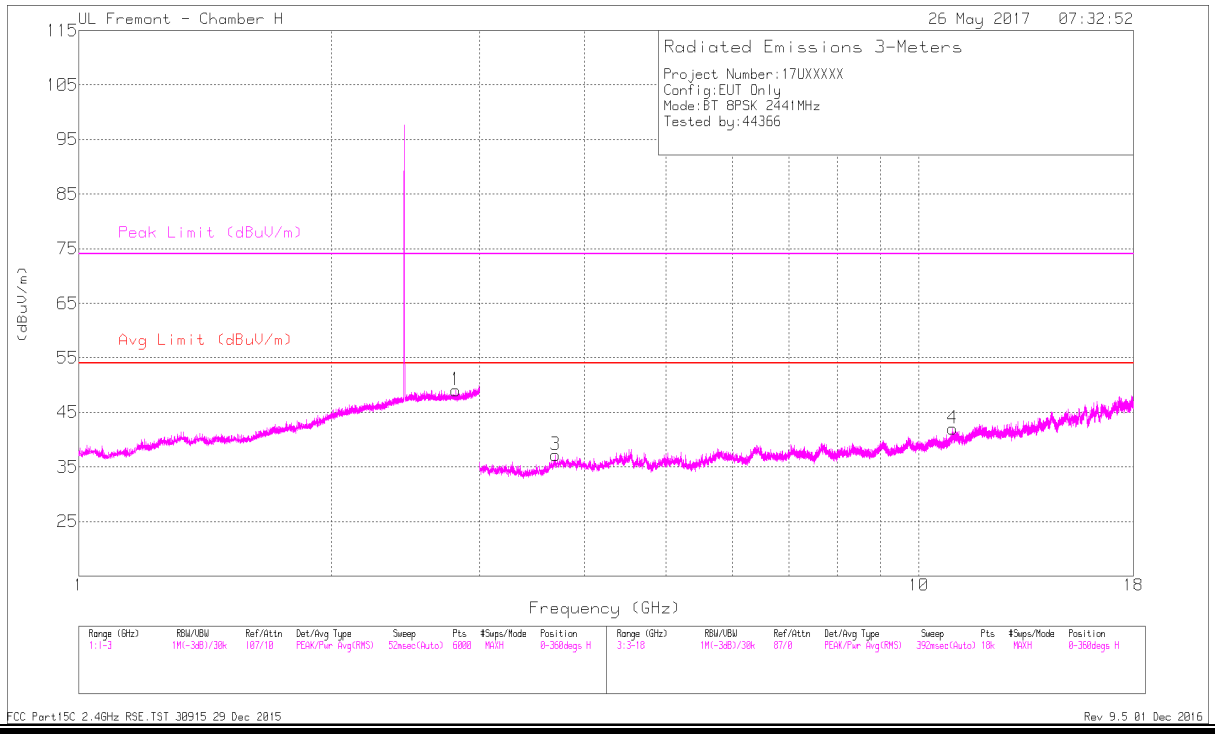

MID CHANNEL VERTICAL

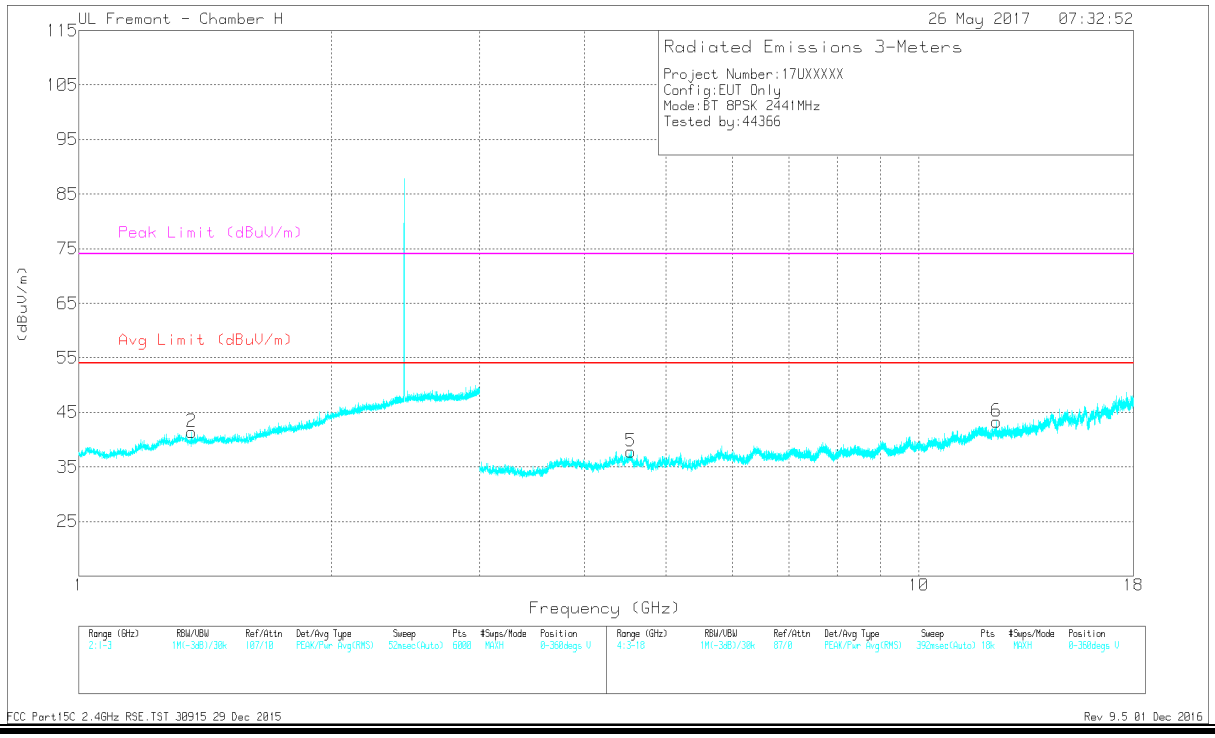

This report shall not be reproduced except in full, without the written approval of UL Verification Services Inc.

DATA

Marker	Frequency (GHz)	Meter Reading (dBuV)	Det	AF T344 (dB/m)	Amp/Cbl /Fltr/Pad (dB)	Corrected Reading (dBuV/m)	Avg Limit (dBuV/m)	Margin (dB)	Peak Limit (dBuV/m)	PK Margin (dB)	Azimuth (Degs)	Height (cm)	Polarity
1	* 2.81	37.11	PKFH	32.4	-16.3	53.21	-	-	74	-20.79	175	255	H
	* 2.811	25.1	VA1T	32.4	-16.3	41.2	54	-12.8	-	-	175	255	H
2	* 1.363	35.57	PKFH	28.9	-18.6	45.87	-	-	74	-28.13	243	274	V
	* 1.363	23.62	VA1T	28.9	-18.6	33.92	54	-20.08	-	-	243	274	V
3	* 3.693	44.69	PKFH	33	-35.9	41.79	-	-	74	-32.21	272	104	H
	* 3.694	33.11	VA1T	33	-35.9	30.21	54	-23.79	-	-	272	104	H
4	* 10.964	36.19	PKFH	37.9	-27.4	46.69	-	-	74	-27.31	218	127	H
	* 10.96	24.6	VA1T	37.9	-27.4	35.1	54	-18.9	-	-	218	127	H
5	* 4.543	43.99	PKFH	34.3	-35.2	43.09	-	-	74	-30.91	346	238	V
	* 4.544	32.37	VA1T	34.3	-35.2	31.47	54	-22.53	-	-	346	238	V
6	* 12.37	35.38	PKFH	38.7	-26.1	47.98	-	-	74	-26.02	124	301	V
	* 12.368	23.49	VA1T	38.7	-26.1	36.09	54	-17.91	-	-	124	301	V

* - indicates frequency in CFR47 Pt 15 / IC RSS-Restricted Band
PKFH - FHSS: RB=100k/1MHz VB=3 x RB, Peak
VA1T - FHSS: Linear Voltage Average VB=1/Ton where: Ton is transmit duration

This report shall not be reproduced except in full, without the written approval of UL Verification Services Inc.

HIGH CHANNEL HORIZONTAL

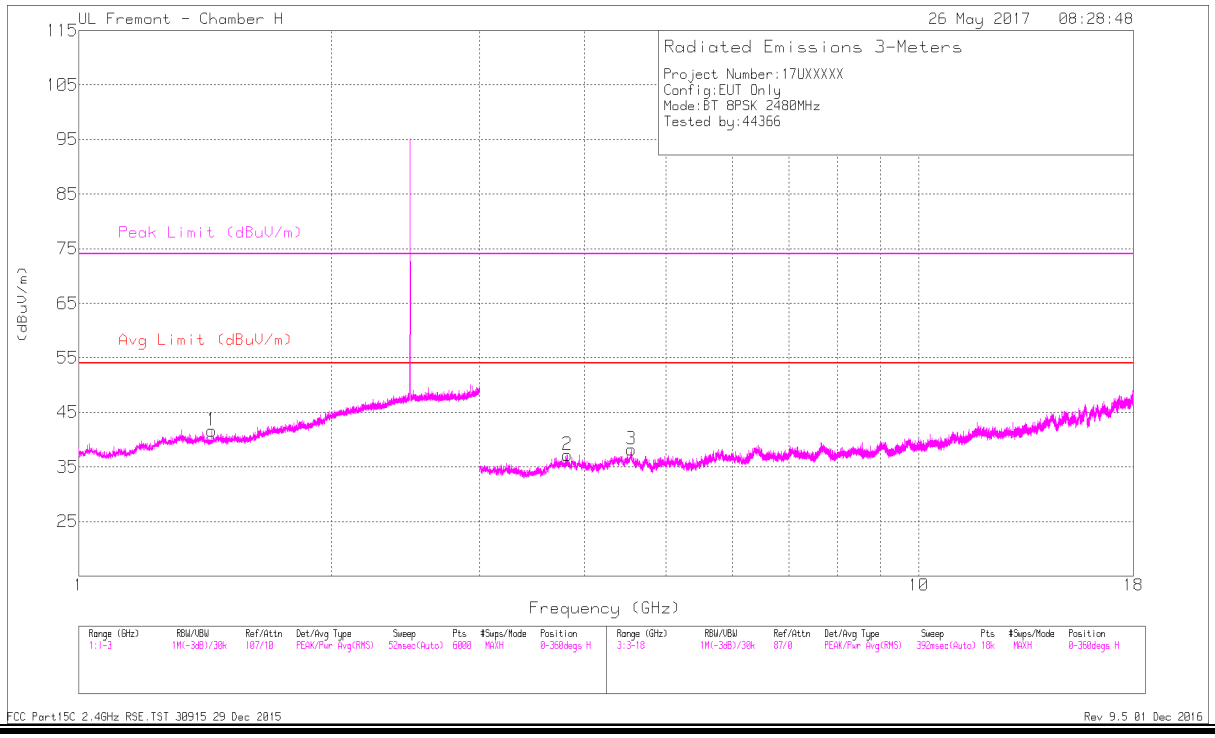

HIGH CHANNEL VERTICAL

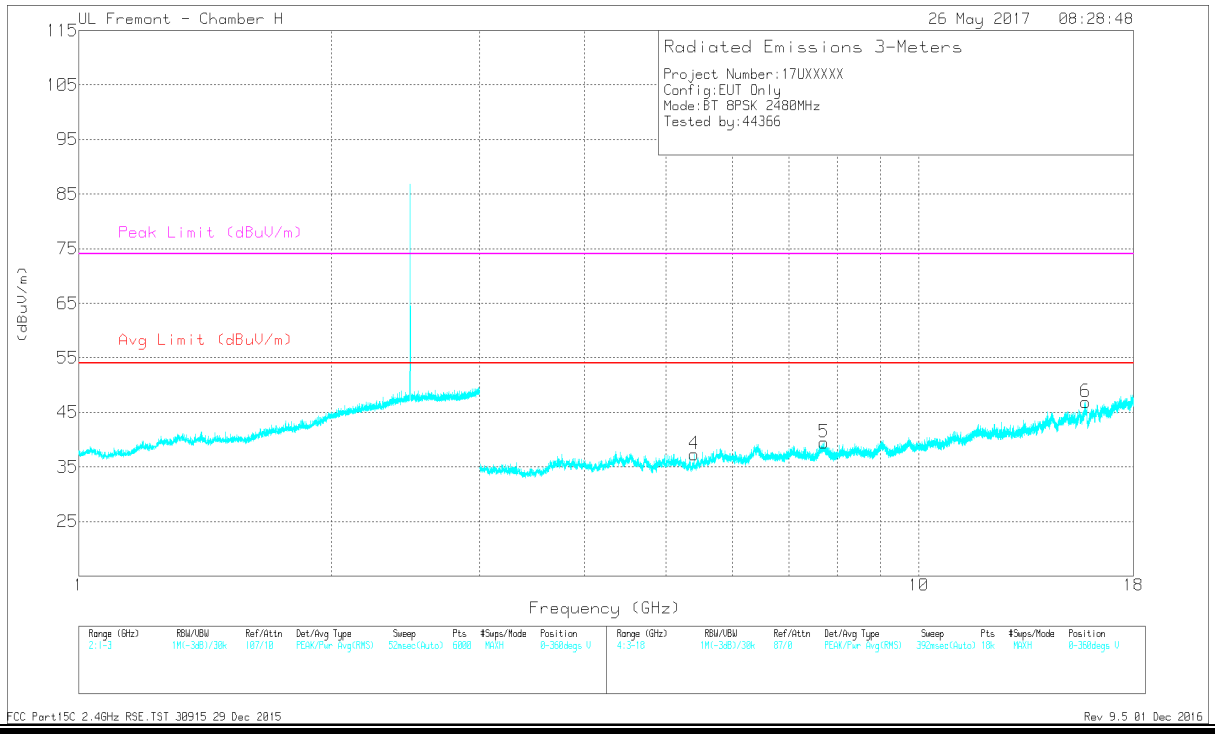

This report shall not be reproduced except in full, without the written approval of UL Verification Services Inc.

DATA

Marker	Frequency (GHz)	Meter Reading (dBuV)	Det	AF T344 (dB/m)	Amp/Cbl /Fltr/Pad (dB)	Corrected Reading (dBuV/m)	Avg Limit (dBuV/m)	Margin (dB)	Peak Limit (dBuV/m)	PK Margin (dB)	Azimuth (Degs)	Height (cm)	Polarity
1	* 1.44	34.92	PKFH	28.6	-18.4	45.12	-	-	74	-28.88	331	114	H
	* 1.443	23.84	VA1T	28.6	-18.3	34.14	54	-19.86	-	-	331	114	H
2	* 3.815	44.88	PKFH	33.2	-35.3	42.78	-	-	74	-31.22	11	272	H
	* 3.814	32.74	VA1T	33.2	-35.3	30.64	54	-23.36	-	-	11	272	H
3	* 4.552	44.16	PKFH	34.3	-35.2	43.26	-	-	74	-30.74	333	314	H
	* 4.548	32.35	VA1T	34.3	-35.1	31.55	54	-22.45	-	-	333	314	H
4	* 5.4	41.61	PKFH	34.7	-34	42.31	-	-	74	-31.69	99	203	V
	* 5.398	29.21	VA1T	34.6	-34	29.81	54	-24.19	-	-	99	203	V
5	* 7.706	39.39	PKFH	36.2	-30.5	45.09	-	-	74	-28.91	36	400	V
	* 7.706	27.32	VA1T	36.2	-30.4	33.12	54	-20.88	-	-	36	400	V
6	* 15.795	34.01	PKFH	42.3	-24.4	51.91	-	-	74	-22.09	100	316	V
	* 15.793	22.36	VA1T	42.2	-24.5	40.06	54	-13.94	-	-	100	316	V

* - indicates frequency in CFR47 Pt 15 / IC RSS-Restricted Band
PKFH - FHSS: RB=100k/1MHz VB=3 x RB, Peak
VA1T - FHSS: Linear Voltage Average VB=1/Ton where: Ton is transmit duration

This report shall not be reproduced except in full, without the written approval of UL Verification Services Inc.

9.10. WORST-CASE BELOW 1 GHz

SPURIOUS EMISSIONS 30 TO 1000 MHz (WORST-CASE CONFIGURATION)

HORIZONTAL PLOT

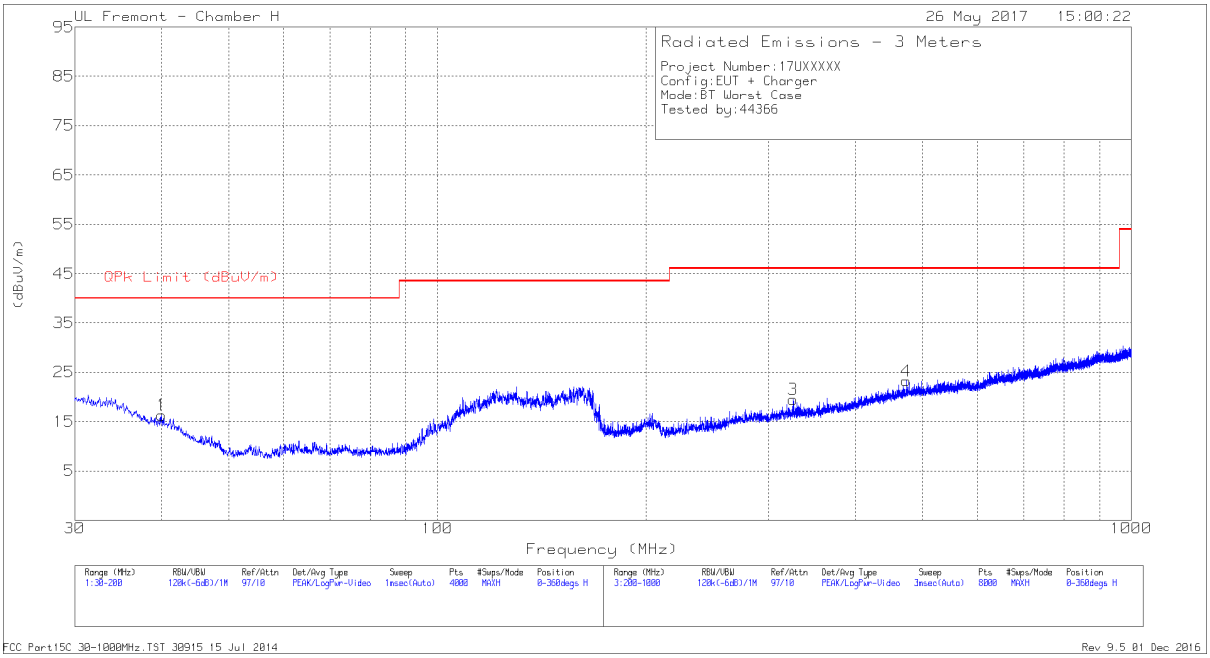

VERTICAL PLOT

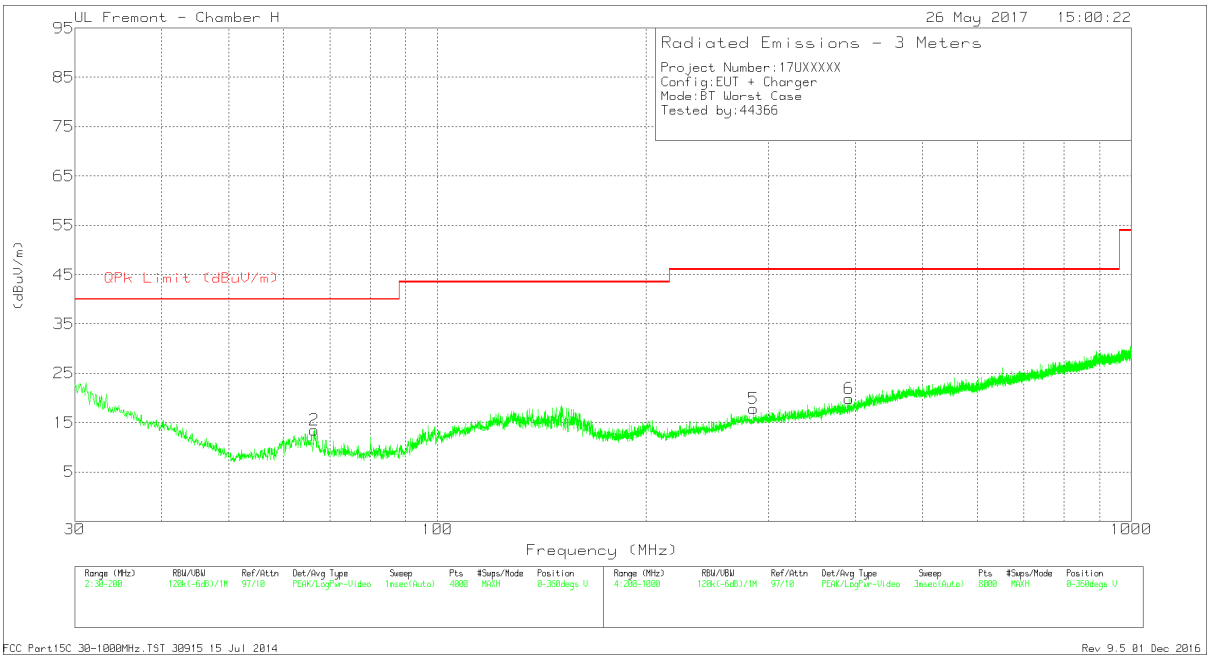

This report shall not be reproduced except in full, without the written approval of UL Verification Services Inc.

DATA

Marker	Frequency (MHz)	Meter Reading (dBuV)	Det	AF T185 (dB/m)	Amp/Cbl (dB)	Corrected Reading (dBuV/m)	QPk Limit (dBuV/m)	Margin (dB)	Azimuth (Degs)	Height (cm)	Polarity
1	40.0326	29.5	Pk	18	-31.2	16.3	40	-23.7	0-360	98	H
2	66.5169	32.56	Pk	11.7	-30.8	13.46	40	-26.54	0-360	100	V
3	* 325.8164	30.68	Pk	17.8	-29	19.48	46.02	-26.54	0-360	101	H
4	473.8356	30.15	Pk	21.5	-28.4	23.25	46.02	-22.77	0-360	399	H
5	285.5111	29.82	Pk	17.2	-29.2	17.82	46.02	-28.2	0-360	299	V
6	391.7249	29.5	Pk	19.1	-28.7	19.9	46.02	-26.12	0-360	101	V

* - indicates frequency in CFR47 Pt 15 / IC RSS-Restricted Band
Pk - Peak detector

This report shall not be reproduced except in full, without the written approval of UL Verification Services Inc.

9.11. WORST-CASE ABOVE 18 GHz

SPURIOUS EMISSIONS 18 TO 26 GHz (WORST-CASE CONFIGURATION)

HORIZONTAL PLOT

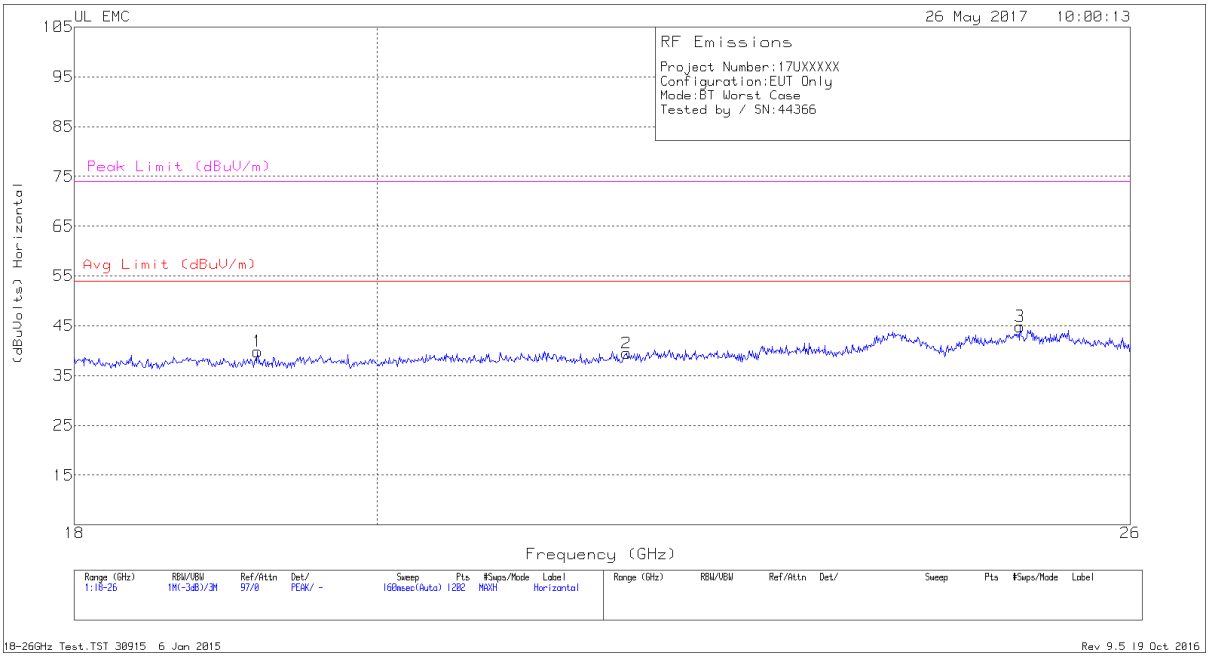

VERTICAL PLOT

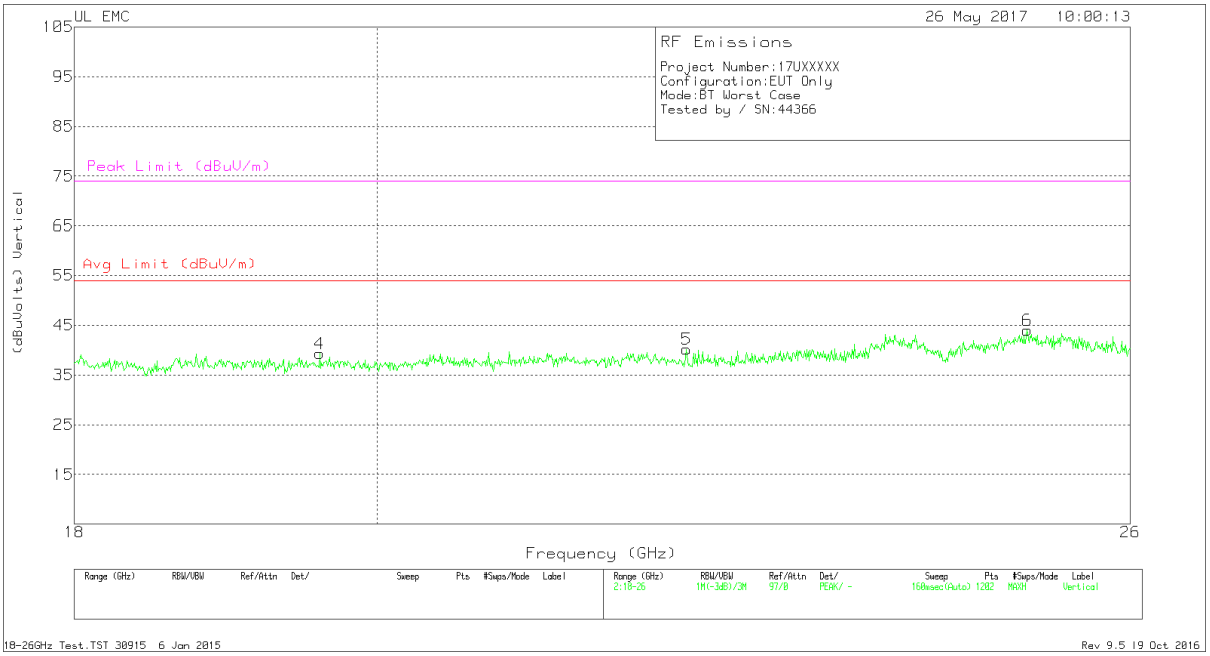

This report shall not be reproduced except in full, without the written approval of UL Verification Services Inc.

Data

Marker	Frequency (GHz)	Meter Reading (dBuV)	Det	AF T449 (dB/m)	Amp/Cbl (dB)	Dist Corr (dB)	Corrected Reading (dBuVolts)	Avg Limit (dBuV/m)	Margin (dB)	Peak Limit (dBuV/m)	PK Margin (dB)
1	19.186	41.33	Pk	32.7	-24.7	-9.5	39.83	54	-14.17	74	-34.17
2	21.817	40.2	Pk	33.3	-24.5	-9.5	39.5	54	-14.5	74	-34.5
3	25.021	44.53	Pk	34.2	-24.4	-9.5	44.83	54	-9.17	74	-29.17
4	19.605	41.23	Pk	32.7	-25.1	-9.5	39.333	54	-14.67	74	-34.67
5	22.276	40.77	Pk	33.5	-24.6	-9.5	40.17	54	-13.83	74	-33.83
6	25.081	43.8	Pk	34.3	-24.6	-9.5	44	54	-10	74	-30

Pk - Peak detector

UL VERIFICATION SERVICES INC. FORM NO: CCSUP4701I
47173 BENICIA STREET, FREMONT, CA 94538, USA TEL: (510) 771-1000 FAX: (510) 661-0888
This report shall not be reproduced except in full, without the written approval of UL Verification Services Inc.

10. AC POWER LINE CONDUCTED EMISSIONS

LIMITS

FCC §15.207 (a)

RSS-Gen 8.8

Frequency of Emission (MHz)	Conducted Limit (dBµV)	
	Quasi-peak	Average
0.15-0.5	66 to 56 *	56 to 46 *
0.5-5	56	46
5-30	60	50

*Decreases with the logarithm of the frequency.

TEST PROCEDURE

The EUT is placed on a non-conducting table 40 cm from the vertical ground plane and 80 cm above the horizontal ground plane. The EUT is configured in accordance with ANSI C63.10.

The receiver is set to a resolution bandwidth of 9 kHz. Peak detection is used unless otherwise noted as quasi-peak or average.

Line conducted data is recorded for both NEUTRAL and HOT lines.

RESULTS

This report shall not be reproduced except in full, without the written approval of UL Verification Services Inc.

10.1. EUT POWERED BY AC/DC ADAPTER VIA USB CABLE

LINE 1 RESULTS

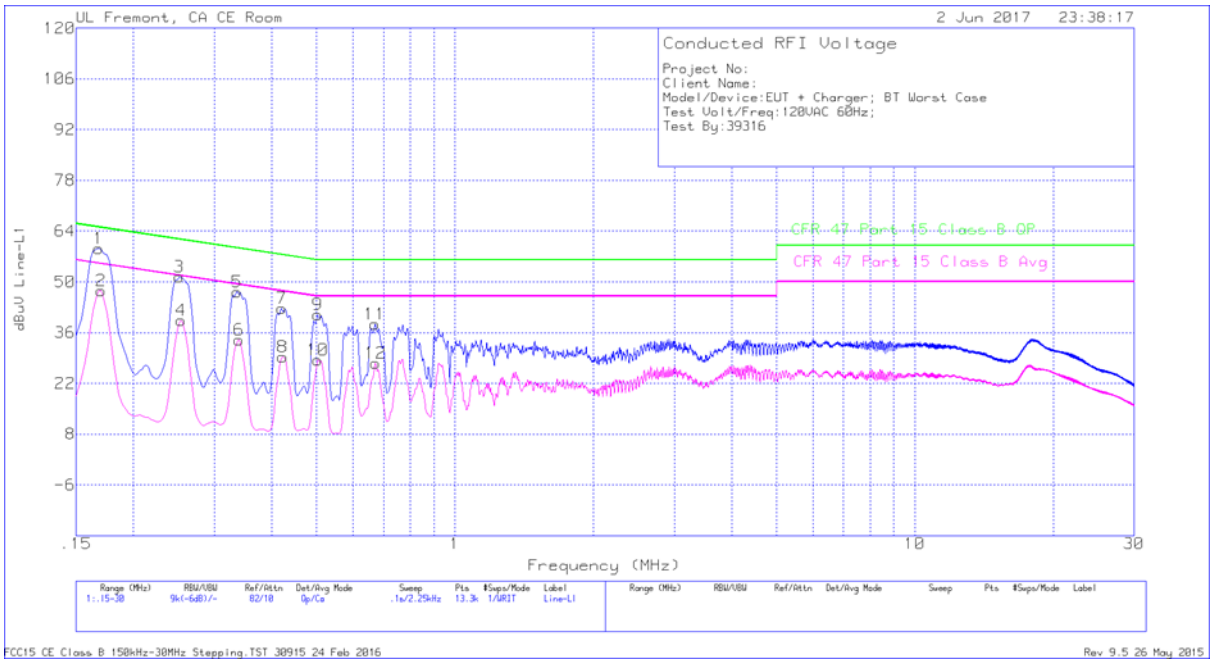

WORST EMISSIONS

Range 1: Line-L1 .15 - 30MHz											
Marker	Frequency (MHz)	Meter Reading (dBuV)	Det	LISN L1	LC Cables C1&C3	Limiter (dB)	Corrected Reading dBuV	CFR 47 Part 15 Class B QP	QP Margin (dB)	CFR 47 Part 15 Class B Avg	Av(CISPR) Margin (dB)
1	.168	49.04	Qp	0	0	10.1	59.14	65.06	-5.92	-	-
2	.17025	37.33	Ca	0	.1	10.1	47.53	-	-	54.95	-7.42
3	.25125	41.16	Qp	0	.1	10.1	51.36	61.72	-10.36	-	-
4	.2535	29.17	Ca	0	.1	10.1	39.37	-	-	51.64	-12.27
5	.33562	36.94	Qp	0	.1	10.1	47.14	59.31	-12.17	-	-
6	.339	23.78	Ca	0	.1	10.1	33.98	-	-	49.23	-15.25
7	.42	32.5	Qp	0	.1	10.1	42.7	57.45	-14.75	-	-
8	.42225	19.11	Ca	0	.1	10.1	29.31	-	-	47.4	-18.09
9	.50325	30.71	Qp	0	.1	10.1	40.91	56	-15.09	-	-
10	.50325	18.24	Ca	0	.1	10.1	28.44	-	-	46	-17.56
11	.66975	28.22	Qp	0	.1	10.1	38.42	56	-17.58	-	-
12	.672	17.31	Ca	0	.1	10.1	27.51	-	-	46	-18.49

Qp - Quasi-Peak detector

Ca - CISPR average detection

This report shall not be reproduced except in full, without the written approval of UL Verification Services Inc.

LINE 2 RESULTS

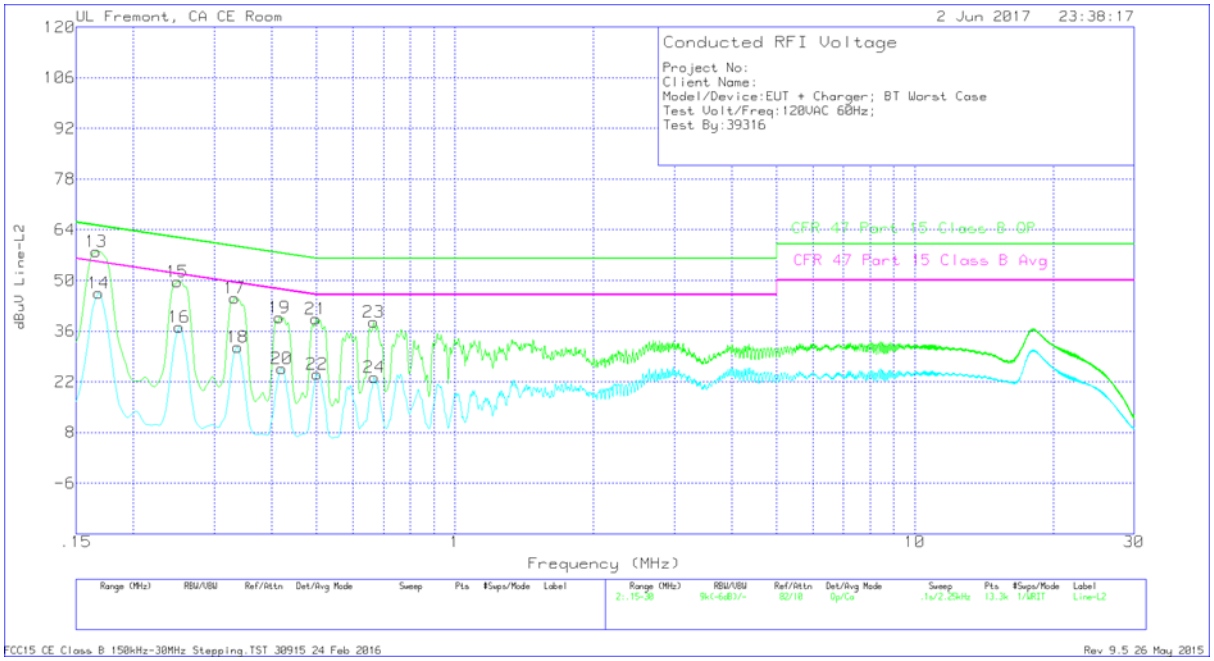

WORST EMISSIONS

Range 2: Line-L2 .15 - 30MHz											
Marker	Frequency (MHz)	Meter Reading (dBuV)	Det	LISN L2	LC Cables C2&C3	Limiter (dB)	Corrected Reading dBuV	CFR 47 Part 15 Class B QP	QP Margin (dB)	CFR 47 Part 15 Class B Avg	Av(CISPR)Margin (dB)
13	.16575	47.87	Qp	0	0	10.1	57.97	65.17	-7.2	-	-
14	.168	36.4	Ca	0	0	10.1	46.5	-	-	55.06	-8.56
15	.249	39.51	Qp	0	.1	10.1	49.71	61.79	-12.08	-	-
16	.25125	26.96	Ca	0	.1	10.1	37.16	-	-	51.72	-14.56
17	.33225	34.89	Qp	0	.1	10.1	45.09	59.39	-14.3	-	-
18	.33675	21.3	Ca	0	.1	10.1	31.5	-	-	49.28	-17.78
19	.4155	29.62	Qp	0	.1	10.1	39.82	57.54	-17.72	-	-
20	.42	15.46	Ca	0	.1	10.1	25.66	-	-	47.45	-21.79
21	.49875	29.17	Qp	0	.1	10.1	39.37	56.02	-16.65	-	-
22	.501	13.84	Ca	0	.1	10.1	24.04	-	-	46	-21.96
23	.66525	28.29	Qp	0	.1	10.1	38.49	56	-17.51	-	-
24	.6675	13.03	Ca	0	.1	10.1	23.23	-	-	46	-22.77

Qp - Quasi-Peak detector

Ca - CISPR average detection

This report shall not be reproduced except in full, without the written approval of UL Verification Services Inc.

10.2. EUT POWERED BY HOST PC VIA USB CABLE

LINE 1 RESULTS

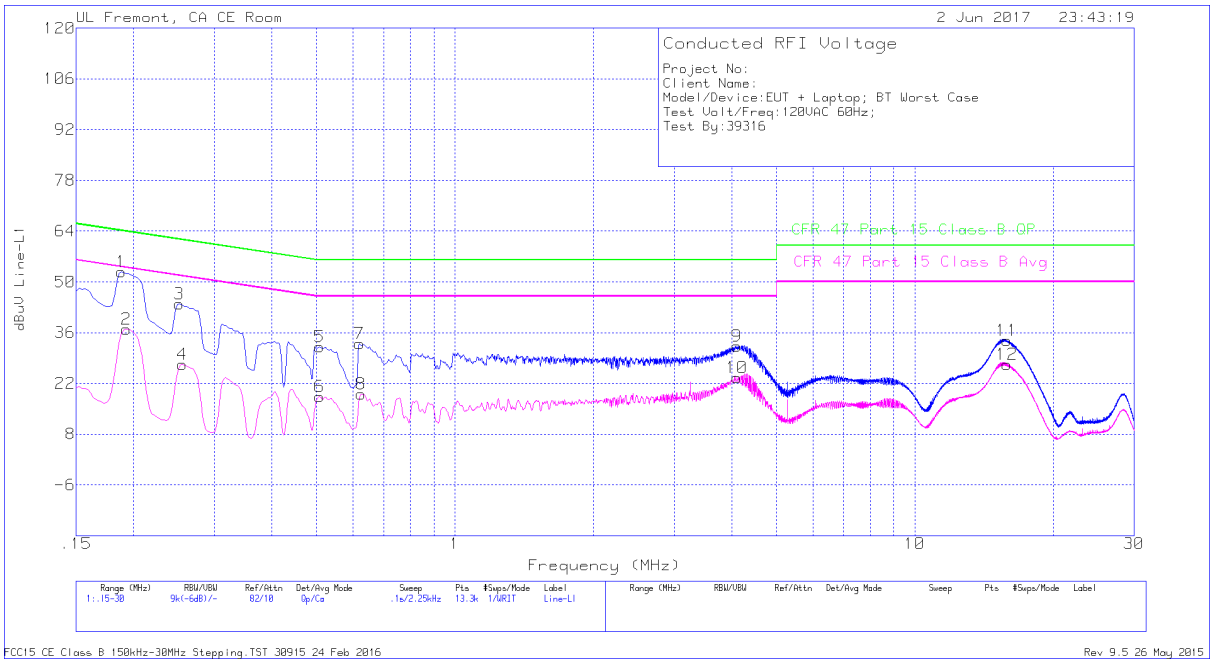

WORST EMISSIONS

Range 1: Line-L1 .15 - 30MHz											
Marker	Frequency (MHz)	Meter Reading (dBuV)	Det	LISN L1	LC Cables C1&C3	Limiter (dB)	Corrected Reading dBuV	CFR 47 Part 15 Class B QP	QP Margin (dB)	CFR 47 Part 15 Class B Avg	Av(CISPR)Margin (dB)
1	.18825	42.51	Qp	0	.1	10.1	52.71	64.11	-11.4	-	-
2	.19275	26.84	Ca	0	.1	10.1	37.04	-	-	53.92	-16.88
3	.25125	33.65	Qp	0	.1	10.1	43.85	61.72	-17.87	-	-
4	.25575	17.05	Ca	0	.1	10.1	27.25	-	-	51.57	-24.32
5	.50775	21.95	Qp	0	.1	10.1	32.15	56	-23.85	-	-
6	.50775	8.23	Ca	0	.1	10.1	18.43	-	-	46	-27.57
7	.62025	22.72	Qp	0	.1	10.1	32.92	56	-23.08	-	-
8	.62475	8.83	Ca	0	.1	10.1	19.03	-	-	46	-26.97
9	4.10325	22.03	Qp	0	.1	10.1	32.23	56	-23.77	-	-
10	4.1055	13.31	Ca	0	.1	10.1	23.51	-	-	46	-22.49
11	15.8708	23.28	Qp	0	.2	10.3	33.78	60	-26.22	-	-
12	15.8528	16.74	Ca	0	.2	10.3	27.24	-	-	50	-22.76

Qp - Quasi-Peak detector
Ca - CISPR average detection

This report shall not be reproduced except in full, without the written approval of UL Verification Services Inc.

LINE 2 RESULTS

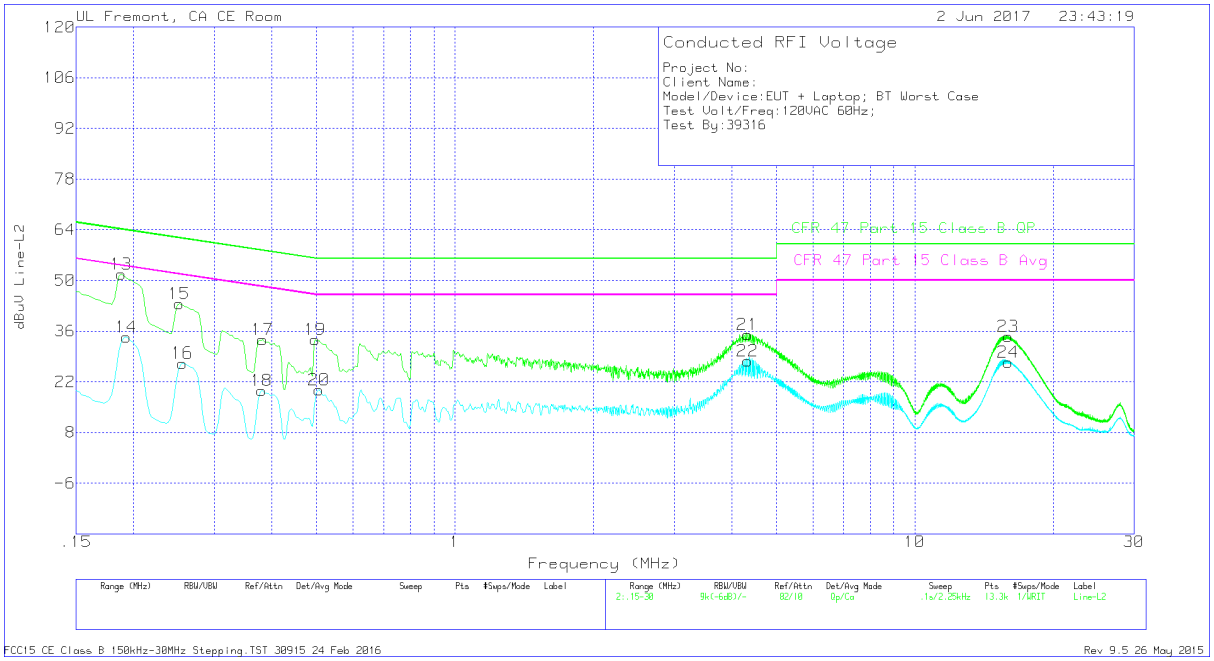

WORST EMISSIONS

Range 2: Line-L2 .15 - 30MHz											
Marker	Frequency (MHz)	Meter Reading (dBuV)	Det	LISN L2	LC Cables C2&C3	Limiter (dB)	Corrected Reading dBuV	CFR 47 Part 15 Class B QP	QP Margin (dB)	CFR 47 Part 15 Class B Avg	Av(CISPR)Margin (dB)
13	.18825	41.46	Qp	0	.1	10.1	51.66	64.11	-12.45	-	-
14	.19275	24.11	Ca	0	.1	10.1	34.31	-	-	53.92	-19.61
15	.25125	33.31	Qp	0	.1	10.1	43.51	61.72	-18.21	-	-
16	.25575	16.94	Ca	0	.1	10.1	27.14	-	-	51.57	-24.43
17	.38175	23.38	Qp	0	.1	10.1	33.58	58.24	-24.66	-	-
18	.3795	9.32	Ca	0	.1	10.1	19.52	-	-	48.29	-28.77
19	.4965	23.5	Qp	0	.1	10.1	33.7	56.06	-22.36	-	-
20	.5055	9.6	Ca	0	.1	10.1	19.8	-	-	46	-26.2
21	4.33275	24.83	Qp	0	.1	10.1	35.03	56	-20.97	-	-
22	4.33275	17.58	Ca	0	.1	10.1	27.78	-	-	46	-18.22
23	15.954	23.96	Qp	0	.2	10.3	34.46	60	-25.54	-	-
24	15.9743	16.77	Ca	0	.3	10.3	27.37	-	-	50	-22.63

Qp - Quasi-Peak detector
Ca - CISPR average detection

This report shall not be reproduced except in full, without the written approval of UL Verification Services Inc.