HT20 2.4GHz UAT 1 CSPUR CH_6

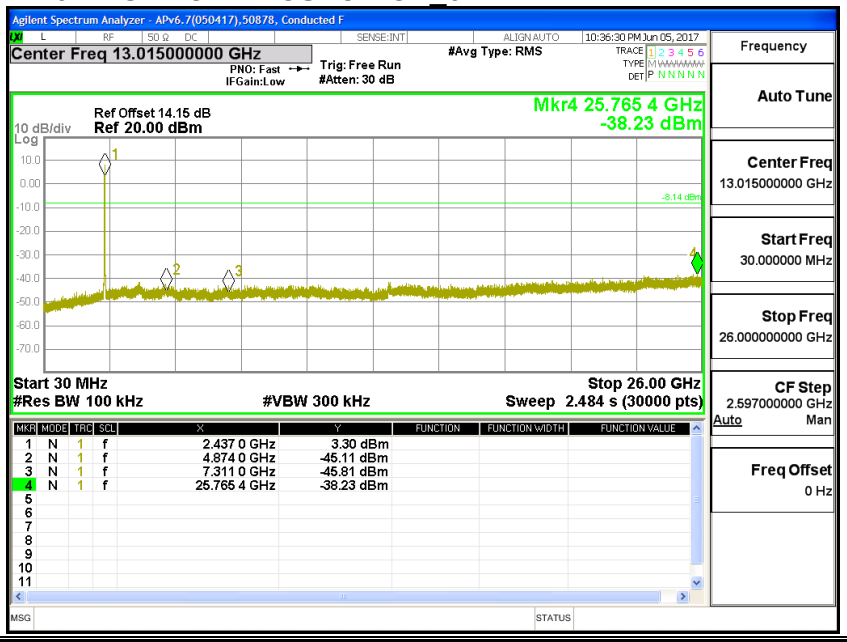

HT20 2.4GHz UAT 1 CSPUR CH_9

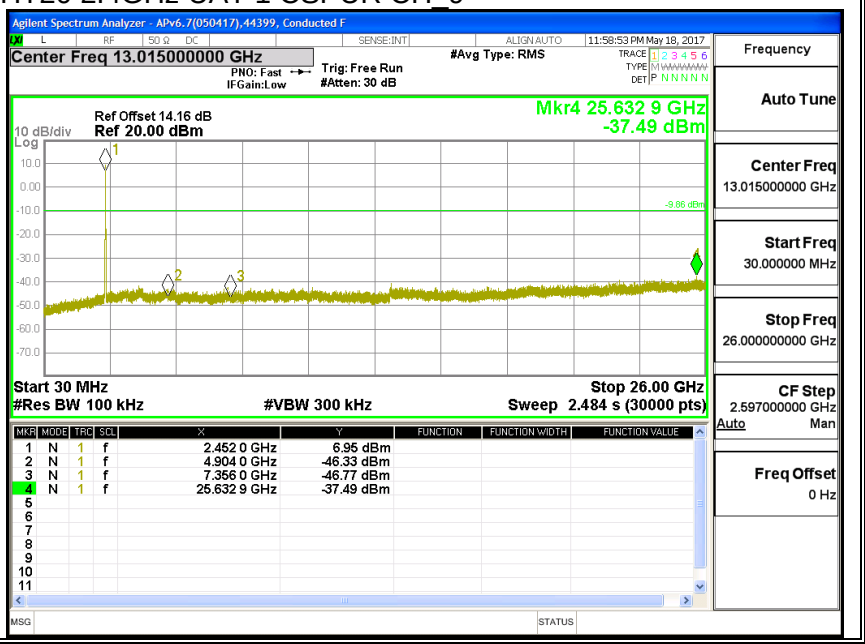

This report shall not be reproduced except in full, without the written approval of UL Verification Services Inc.

HT20 2.4GHz UAT 1 CSPUR CH_10

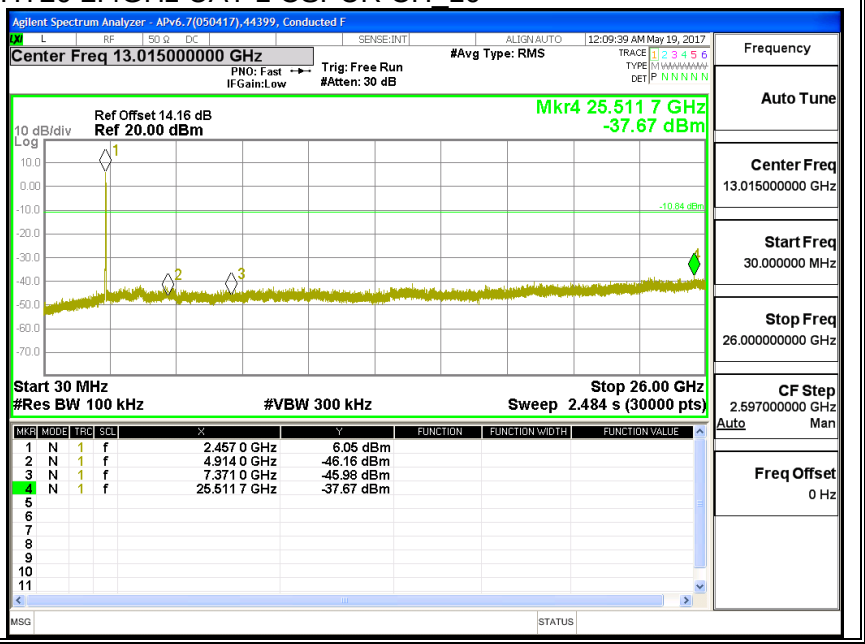

HT20 2.4GHz UAT 1 CSPUR CH_11

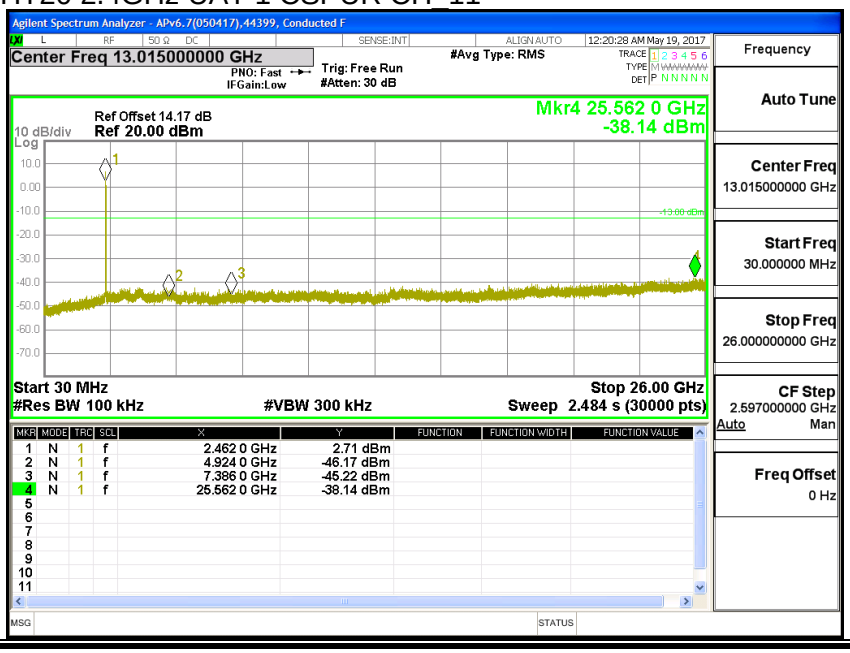

This report shall not be reproduced except in full, without the written approval of UL Verification Services Inc.

HT20 2.4GHz UAT 1 CSPUR CH_12

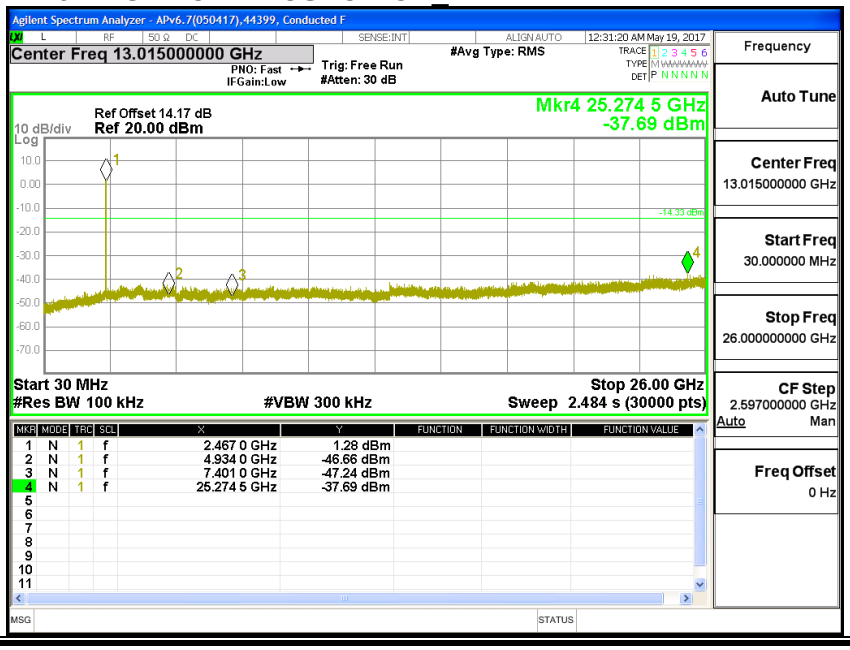

HT20 2.4GHz UAT 1 CSPUR CH_13

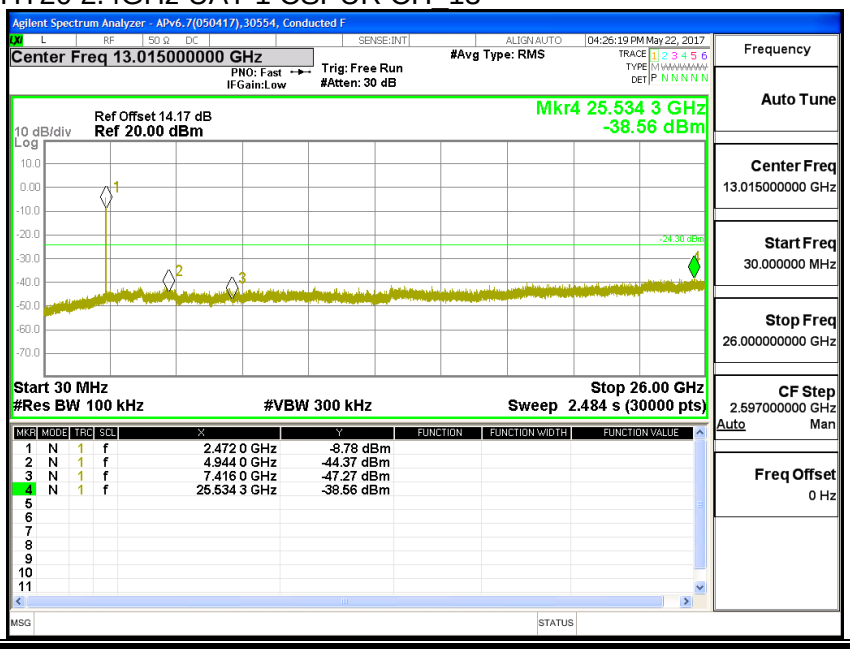

This report shall not be reproduced except in full, without the written approval of UL Verification Services Inc.

8.4. 11n HT20 LAT 3 SISO MODE IN THE 2.4GHz BAND

8.4.1. 6 dB BANDWIDTH

LIMITS

FCC §15.247 (a) (2)

IC RSS-247 (5.2) (a)

The minimum 6 dB bandwidth shall be at least 500 kHz.

RESULTS

Channel	Frequency	6 dB BW LAT 3 (MHz)	Minimum Limit (MHz)
Low_1	2412	15.08	0.5
Low_2	2417	15.04	0.5
Low_3	2422	17.32	0.5
Low_4	2427	17.64	0.5
Middle_6	2437	17.28	0.5
High_9	2452	16.12	0.5
High_10	2457	16.32	0.5
High_11	2462	17.24	0.5
High_12	2467	15.04	0.5
High_13	2472	17.24	0.5

This report shall not be reproduced except in full, without the written approval of UL Verification Services Inc.

HT20 2.4GHz LAT 3 6dB CH_1

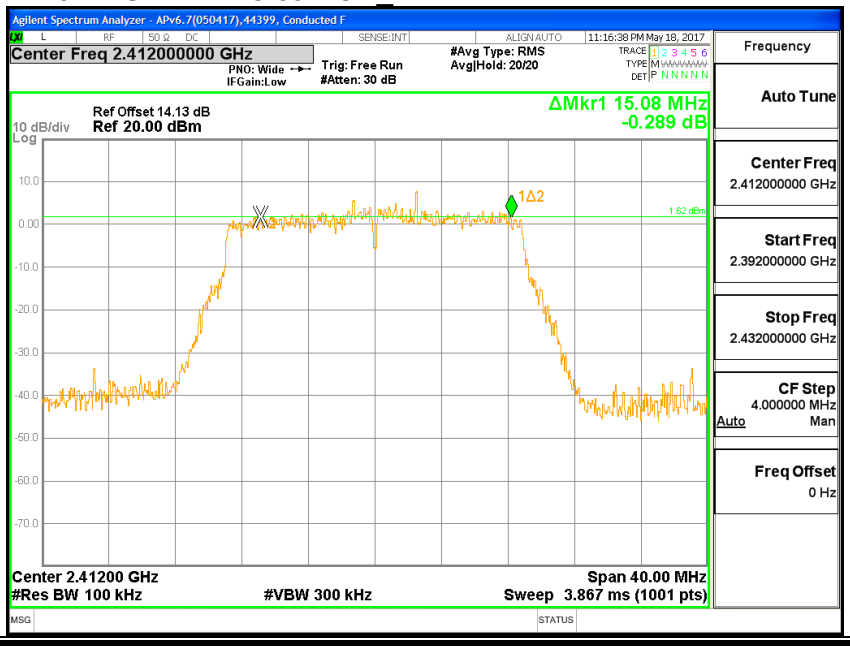

HT20 2.4GHz LAT 3 6dB CH_2

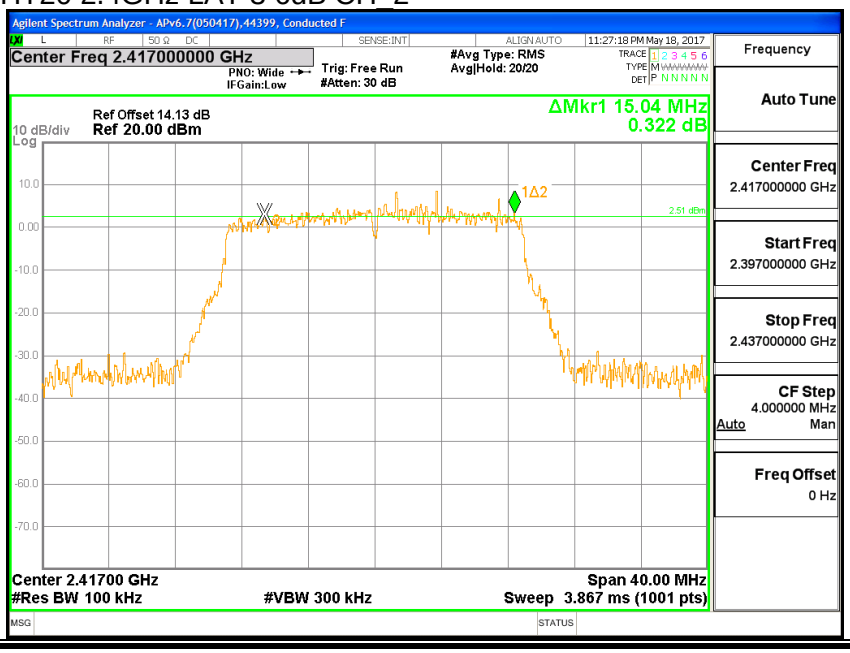

This report shall not be reproduced except in full, without the written approval of UL Verification Services Inc.

HT20 2.4GHz LAT 3 6dB CH_3

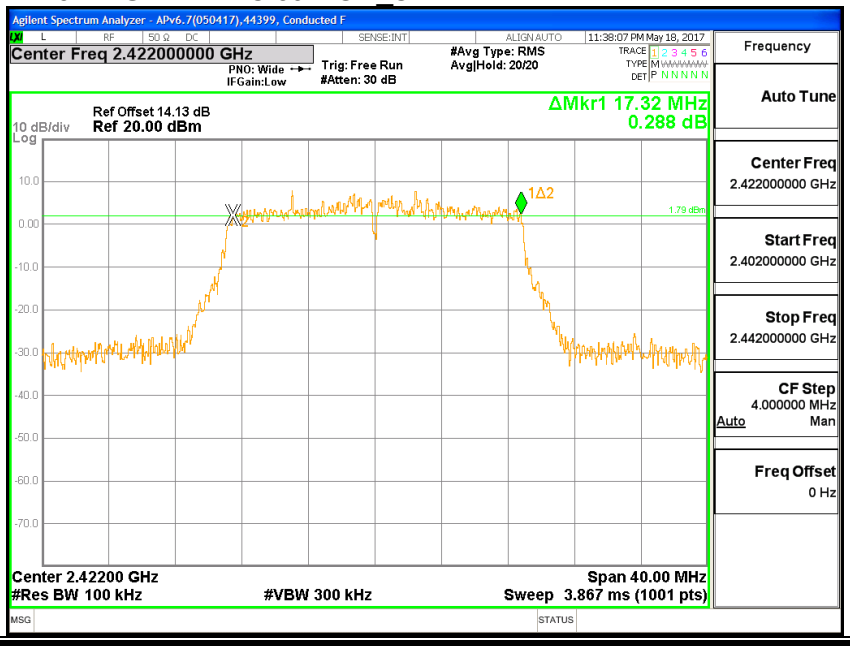

HT20 2.4GHz LAT 3 6dB CH_4

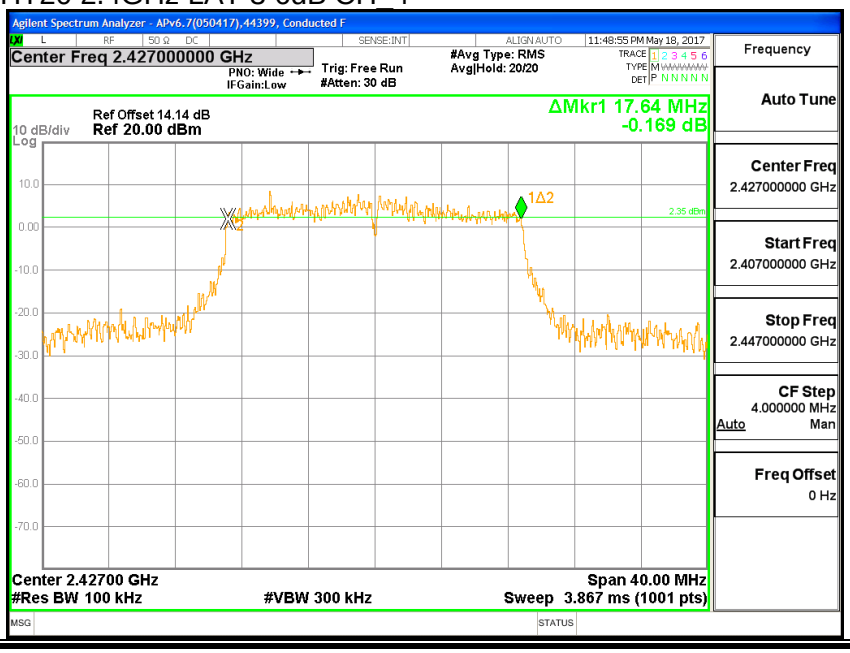

This report shall not be reproduced except in full, without the written approval of UL Verification Services Inc.

HT20 2.4GHz LAT 3 6dB CH_6

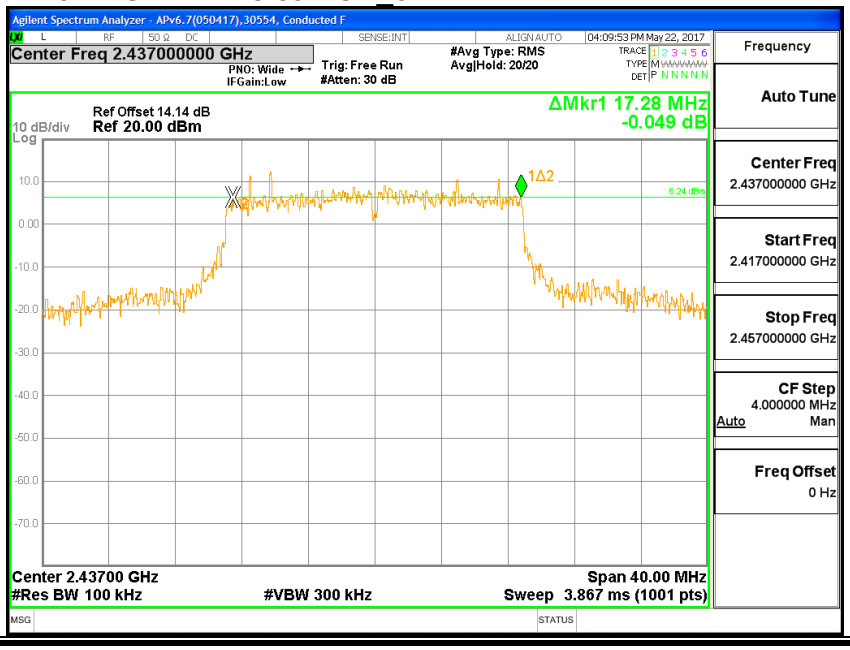

HT20 2.4GHz LAT 3 6dB CH_9

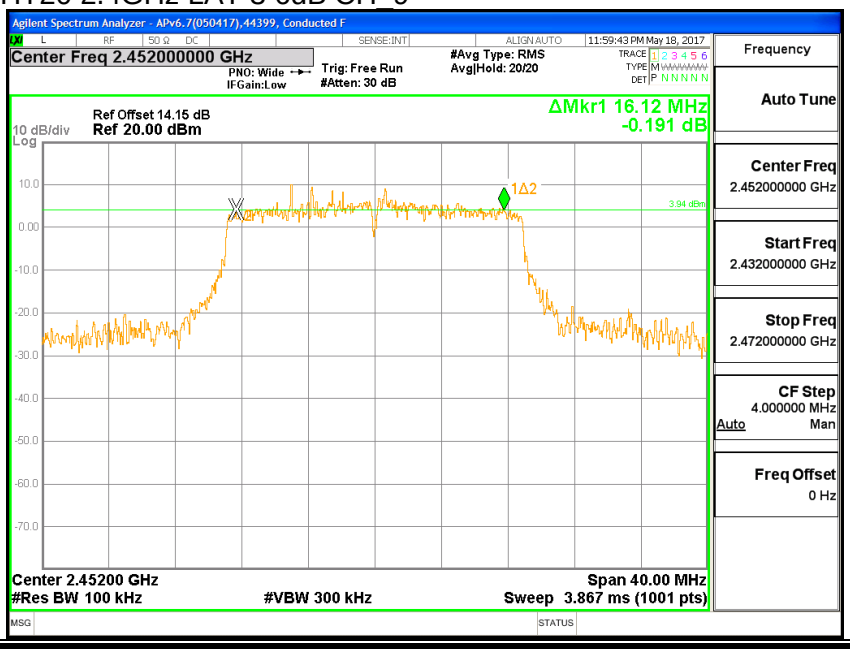

This report shall not be reproduced except in full, without the written approval of UL Verification Services Inc.

HT20 2.4GHz LAT 3 6dB CH_10

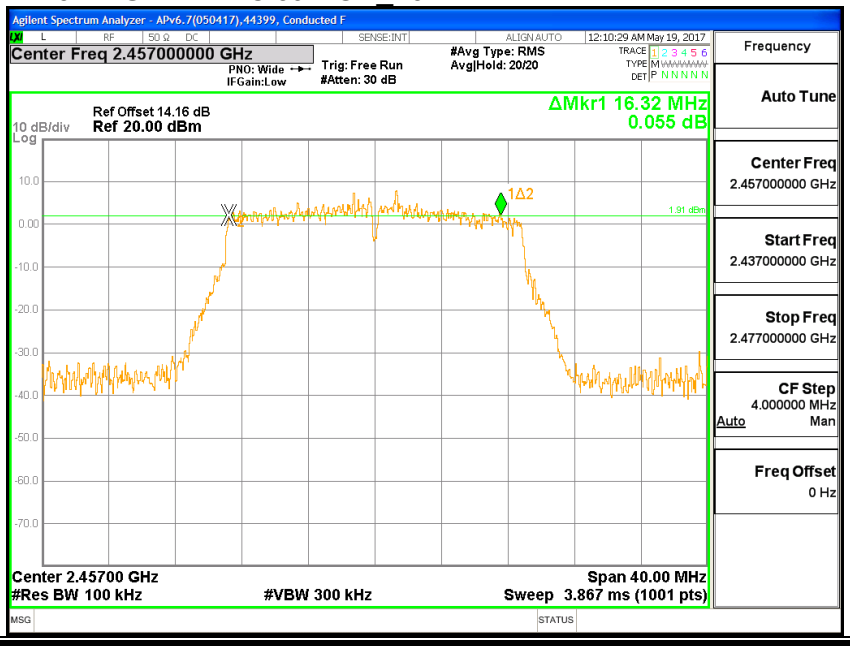

HT20 2.4GHz LAT 3 6dB CH_11

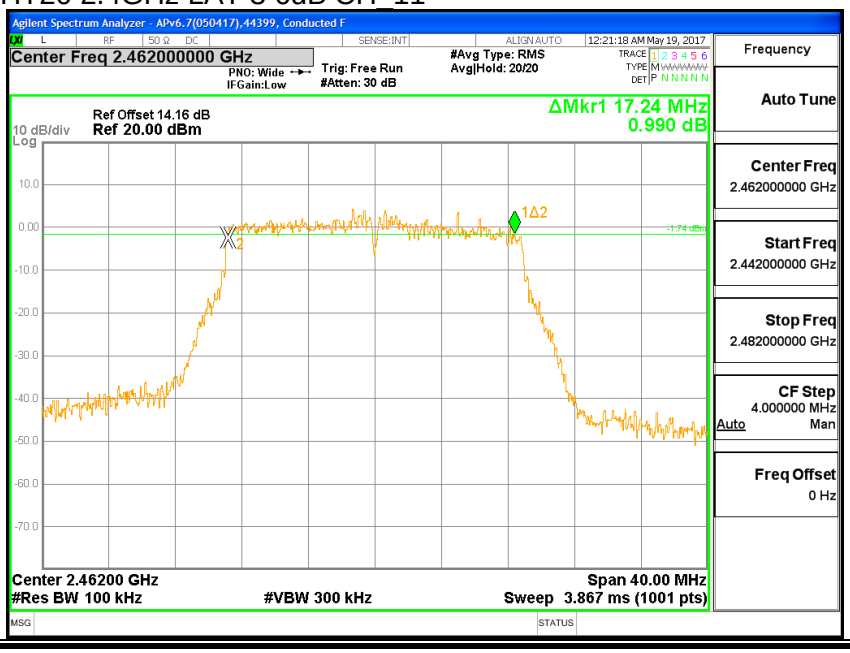

This report shall not be reproduced except in full, without the written approval of UL Verification Services Inc.

HT20 2.4GHz LAT 3 6dB CH_12

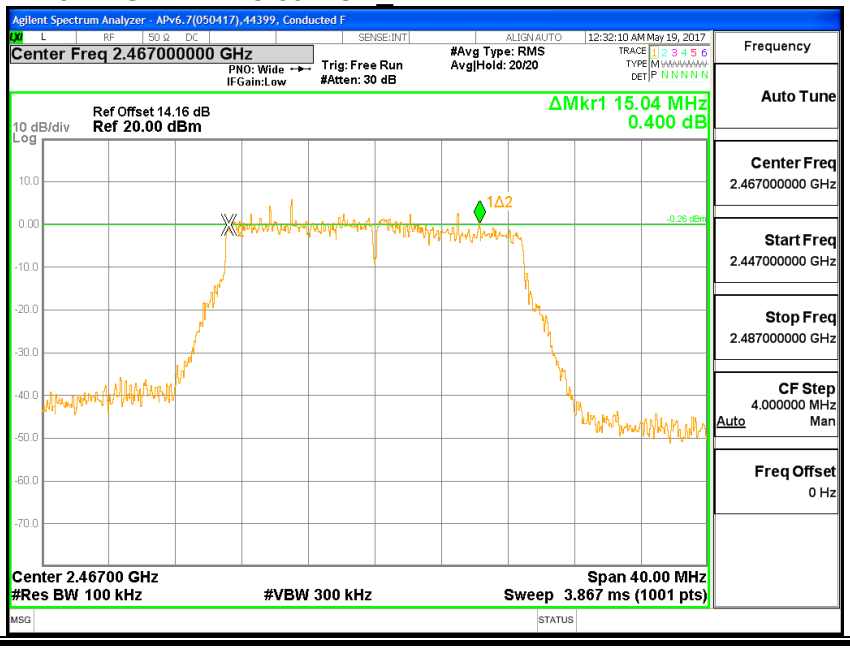

HT20 2.4GHz LAT 3 6dB CH_13

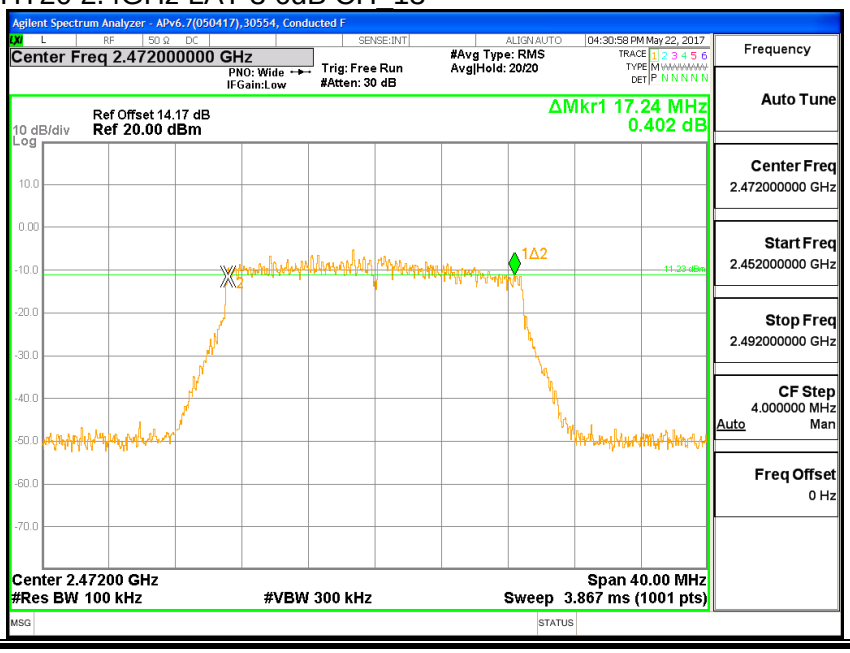

This report shall not be reproduced except in full, without the written approval of UL Verification Services Inc.

8.4.2. 99% BANDWIDTH

LIMITS

None; for reporting purposes only.

RESULTS

Channel	Frequency (MHz)	99% Bandwidth LAT 3 (MHz)
Low_1	2412	17.676
Low_2	2417	17.794
Low_3	2422	17.472
Low_4	2427	17.703
Middle_6	2437	17.895
High_9	2452	17.783
High_10	2457	17.828
High_11	2462	17.746
High_12	2467	17.705
High_13	2472	17.691

This report shall not be reproduced except in full, without the written approval of UL Verification Services Inc.

HT20 2.4GHz LAT 3 OBW CH_1

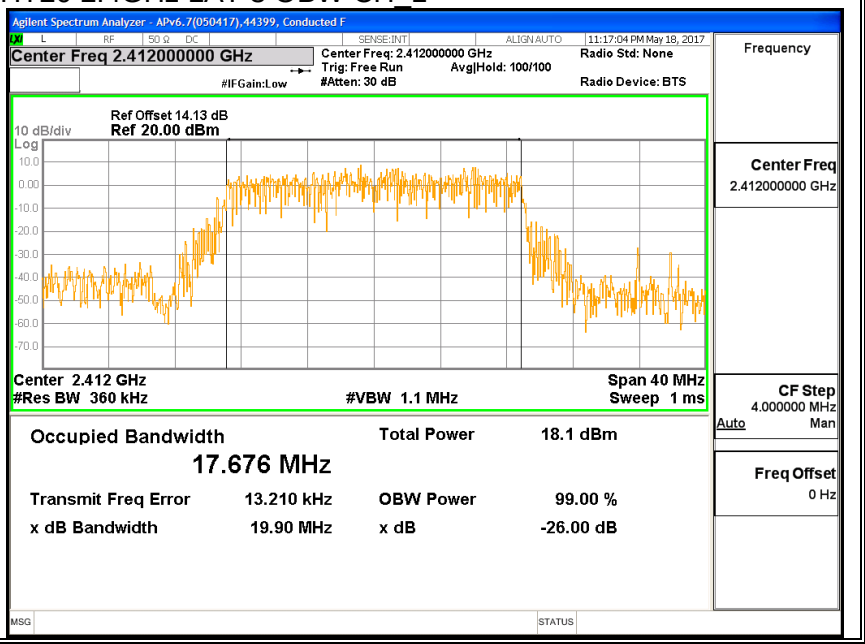

HT20 2.4GHz LAT 3 OBW CH_2

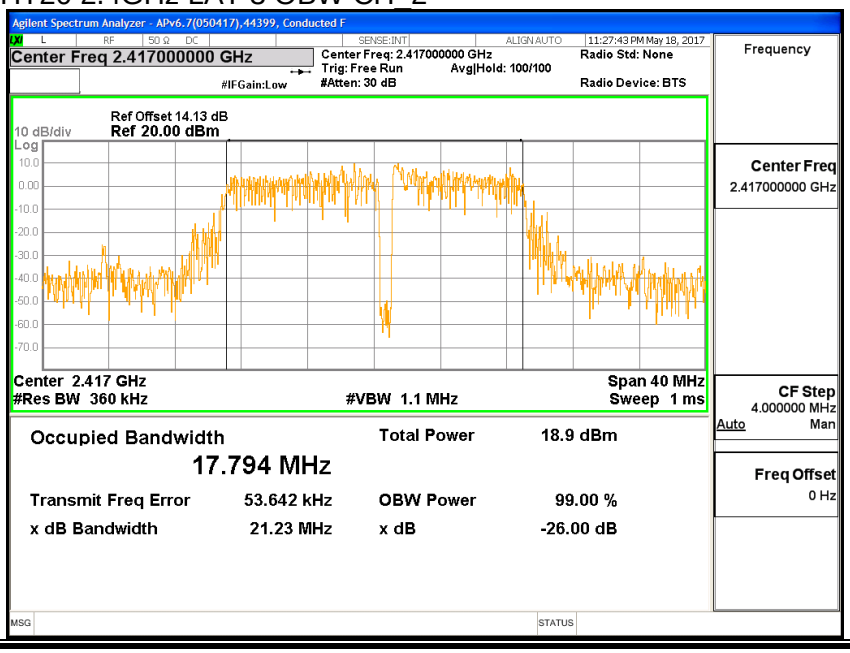

This report shall not be reproduced except in full, without the written approval of UL Verification Services Inc.

HT20 2.4GHz LAT 3 OBW CH_3

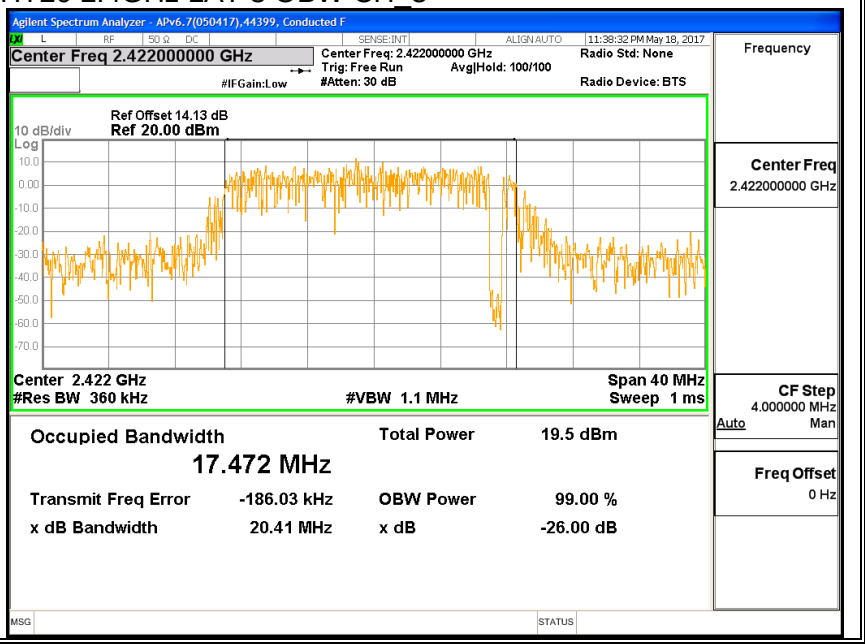

HT20 2.4GHz LAT 3 OBW CH_4

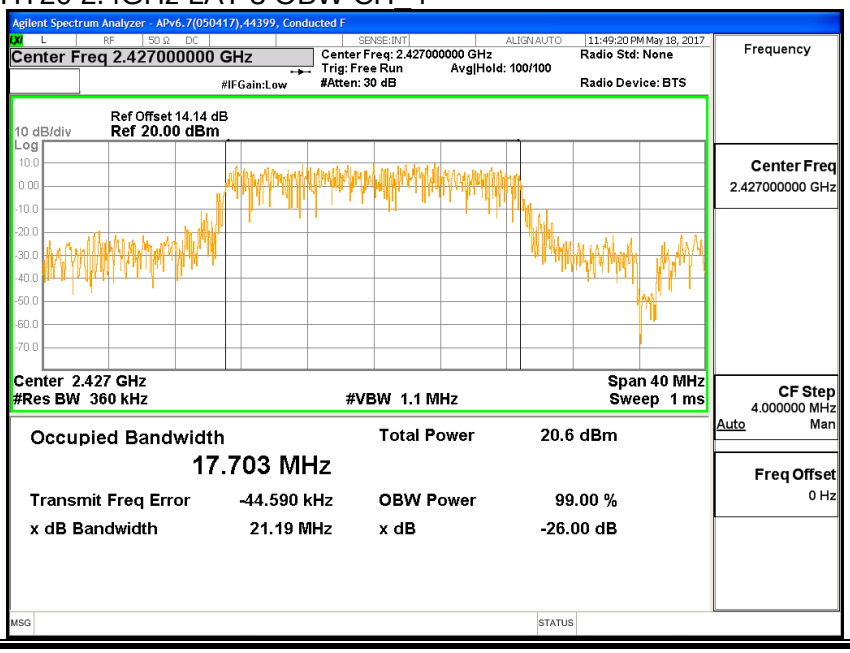

This report shall not be reproduced except in full, without the written approval of UL Verification Services Inc.

HT20 2.4GHz LAT 3 OBW CH_6

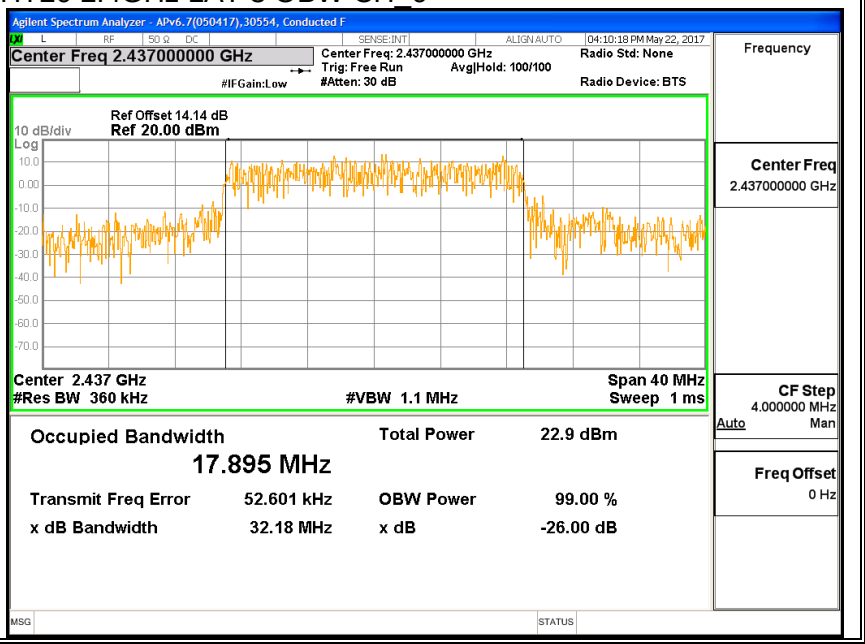

HT20 2.4GHz LAT 3 OBW CH_9

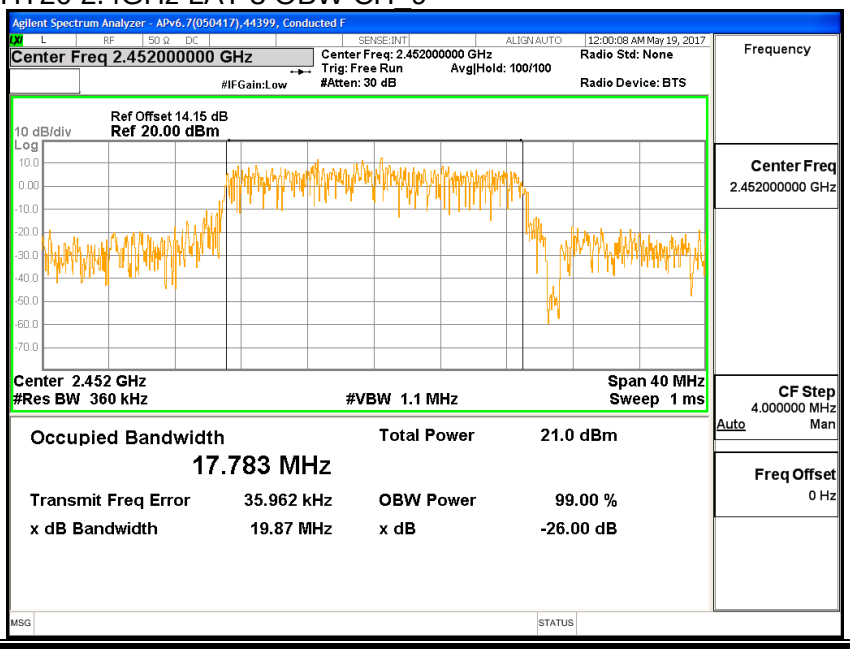

This report shall not be reproduced except in full, without the written approval of UL Verification Services Inc.

HT20 2.4GHz LAT 3 OBW CH_10

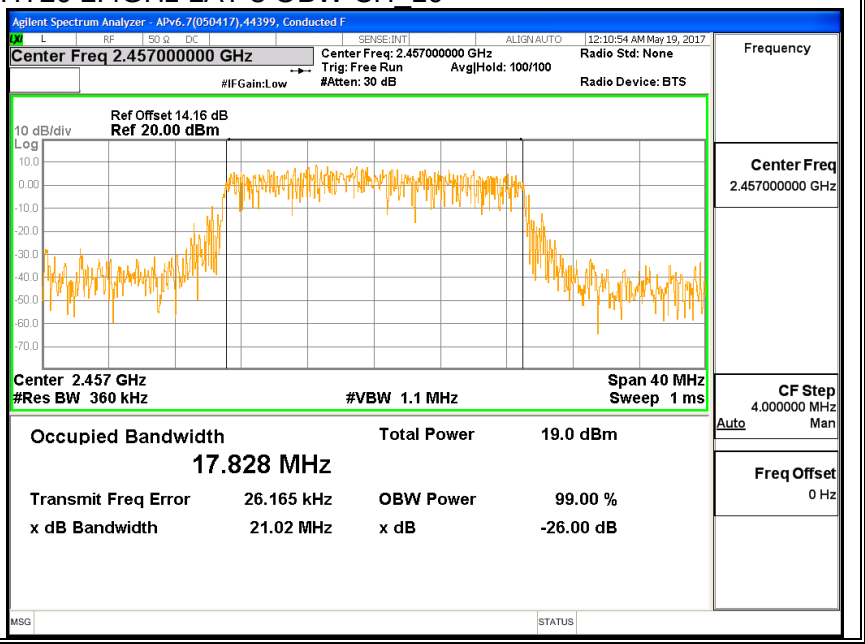

HT20 2.4GHz LAT 3 OBW CH_11

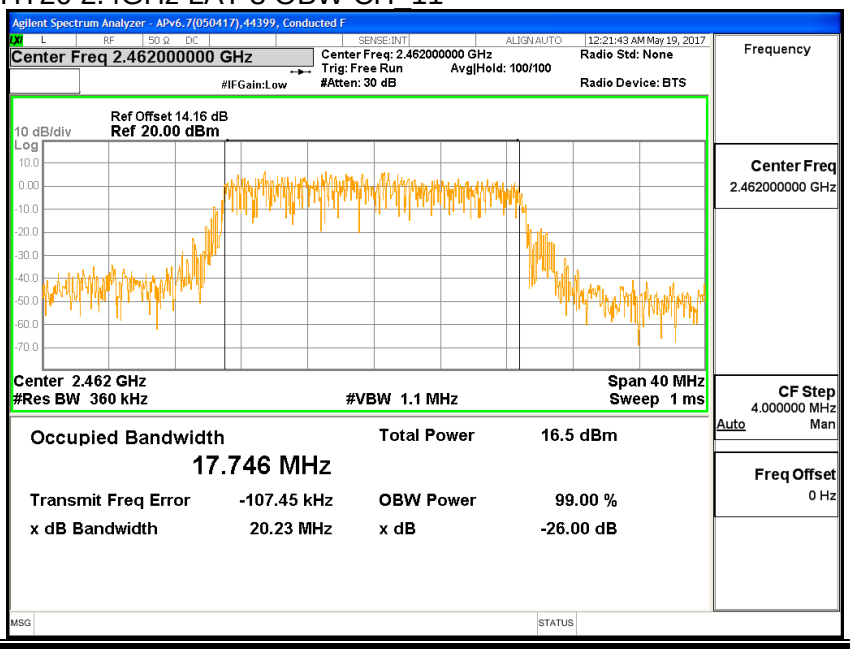

This report shall not be reproduced except in full, without the written approval of UL Verification Services Inc.

HT20 2.4GHz LAT 3 OBW CH_12

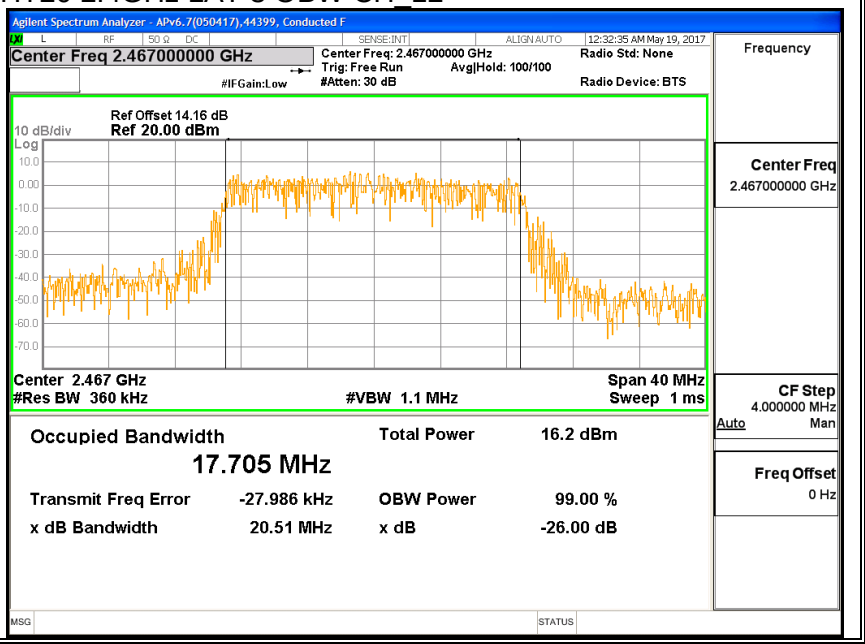

HT20 2.4GHz LAT 3 OBW CH_13

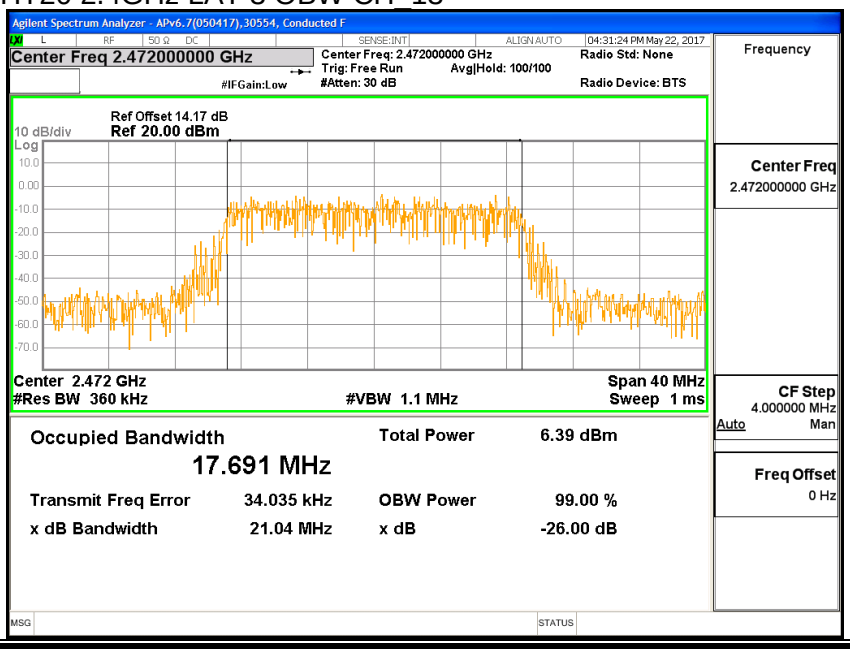

This report shall not be reproduced except in full, without the written approval of UL Verification Services Inc.

8.4.3. AVERAGE POWER

ID:	30554	Date:	8/1/17

LIMITS

None; for reporting purposes only.

RESULTS

Channel	Frequency (MHz)	Power LAT 3 (MHz)
Low_1	2412	17.40
Low_2	2417	19.43
Low_3	2422	21.44
Low_4	2427	21.47
Middle_6	2437	21.45
High_9	2452	21.39
High_10	2457	19.41
High_11	2462	17.38
High_12	2467	15.42
High_13	2472	7.93

This report shall not be reproduced except in full, without the written approval of UL Verification Services Inc.

8.4.4. OUTPUT POWER

ID:	30554	Date:	8/1/17

LIMITS

FCC §15.247

IC RSS-247 (5.4) (d)

For systems using digital modulation in the 2400–2483.5 MHz, and 5725–5850 MHz bands: 1 Watt, based on the use of antennas with directional gains that do not exceed 6 dBi. If transmitting antennas of directional gain greater than 6 dBi are used, the conducted output power from the intentional radiator shall be reduced by the amount in dB that the directional gain of the antenna exceeds 6 dBi.

DIRECTIONAL ANTENNA GAIN

There is only one transmitter output therefore the directional gain is equal to the antenna gain.

This report shall not be reproduced except in full, without the written approval of UL Verification Services Inc.

RESULTS

Limits

Channel	Frequency (MHz)	Directional Gain (dBi)	FCC Power Limit (dBm)	IC Power Limit (dBm)	IC EIRP Limit (dBm)	Max Power (dBm)
Low_1	2412	-4.42	30.00	30	36	30.00
Low_2	2417	-4.42	30.00	30	36	30.00
Low_3	2422	-4.42	30.00	30	36	30.00
Low_4	2427	-4.42	30.00	30	36	30.00
Middle_6	2437	-4.42	30.00	30	36	30.00
High_9	2452	-4.42	30.00	30	36	30.00
High_10	2457	-4.42	30.00	30	36	30.00
High_11	2462	-4.42	30.00	30	36	30.00
High_12	2467	-4.42	30.00	30	36	30.00
High_13	2472	-4.42	30.00	30	36	30.00

Duty Cycle CF (dB)	0.00	**Included in Calculations of Corr'd Power**

Results

Channel	Frequency (MHz)	Meas Power (dBm)	Total Corr'd Power (dBm)	Power Limit (dBm)	Margin (dB)
Low_1	2412	23.38	23.38	30.00	-6.62
Low_2	2417	25.66	25.66	30.00	-4.34
Low_3	2422	27.68	27.68	30.00	-2.32
Low_4	2427	27.69	27.69	30.00	-2.31
Middle_6	2437	27.60	27.60	30.00	-2.40
High_9	2452	27.56	27.56	30.00	-2.44
High_10	2457	25.69	25.69	30.00	-4.31
High_11	2462	23.71	23.71	30.00	-6.29
High_12	2467	21.75	21.75	30.00	-8.25
High_13	2472	14.42	14.42	30.00	-15.58

This report shall not be reproduced except in full, without the written approval of UL Verification Services Inc.

8.4.5. POWER SPECTRAL DENSITY

LIMITS

FCC §15.247

IC RSS-247 (5.2) (b)

For digitally modulated systems, the power spectral density conducted form the intentional radiator to the antenna shall not be greater than 8 dBm in any 3 KHz band during any time interval of continuous transmissions.

RESULTS

Duty Cycle CF (dB)	0	Included in Calculations of Corr'd PSD

Results

Channel	Frequency (MHz)	Meas PSD (dBm/3KHz)	Total Corr'd Power (dBm/3KHz)	Limit (dBm/3KHz)	Margin (dB)
Low_1	2412	-7.51	-7.51	8	-15.51
Low_2	2417	-6.42	-6.42	8	-14.42
Low_3	2422	-5.58	-5.58	8	-13.58
Low_4	2427	-4.61	-4.61	8	-12.61
Middle_6	2437	-2.38	-2.38	8	-10.38
High_9	2452	-4.82	-4.82	8	-12.82
High_10	2457	-5.81	-5.81	8	-13.81
High_11	2462	-7.75	-7.75	8	-15.75
High_12	2467	-9.58	-9.58	8	-17.58
High_13	2472	-18.57	-18.57	8	-26.57

This report shall not be reproduced except in full, without the written approval of UL Verification Services Inc.

HT20 2.4GHz LAT 3 CPSD CH_1

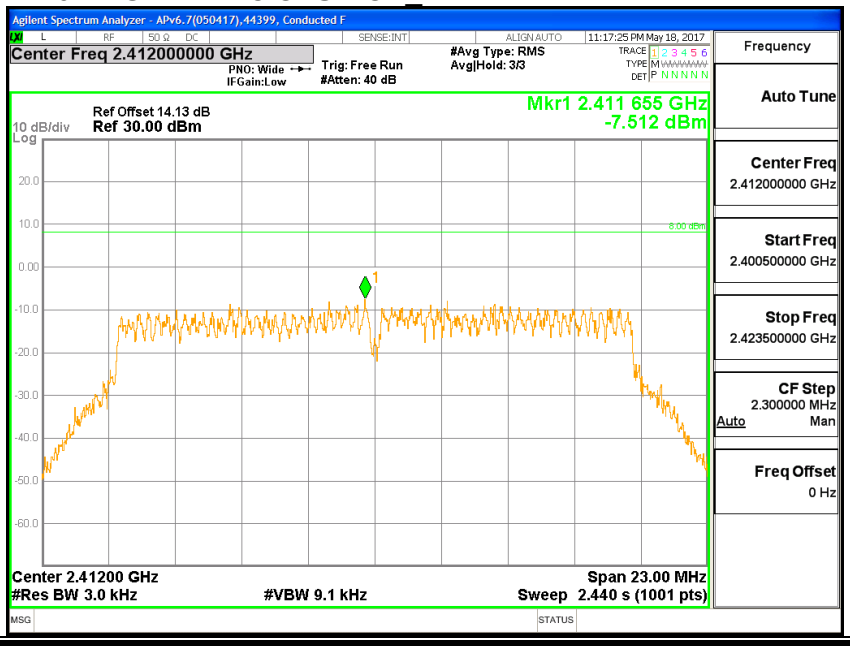

HT20 2.4GHz LAT 3 CPSD CH_2

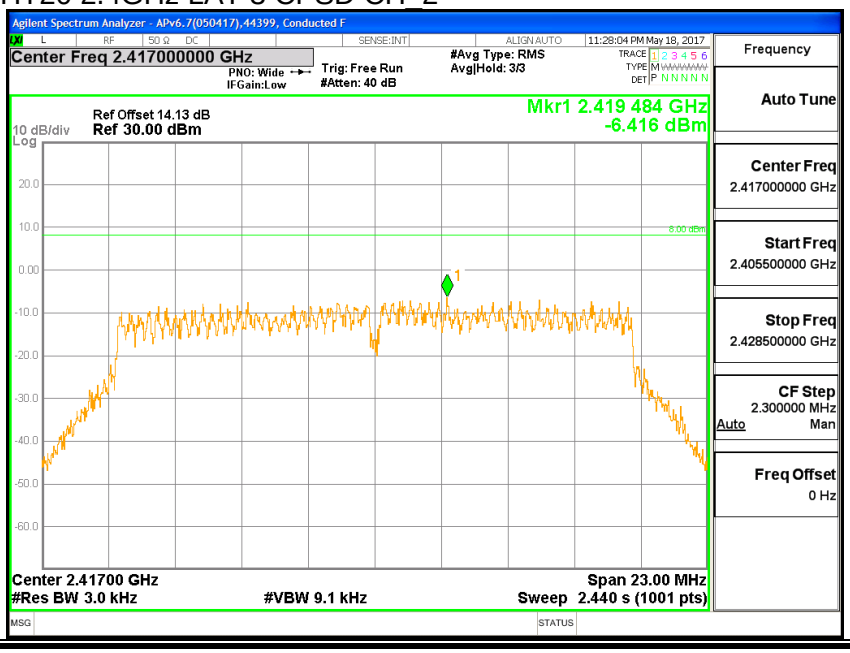

This report shall not be reproduced except in full, without the written approval of UL Verification Services Inc.

HT20 2.4GHz LAT 3 CPSD CH_3

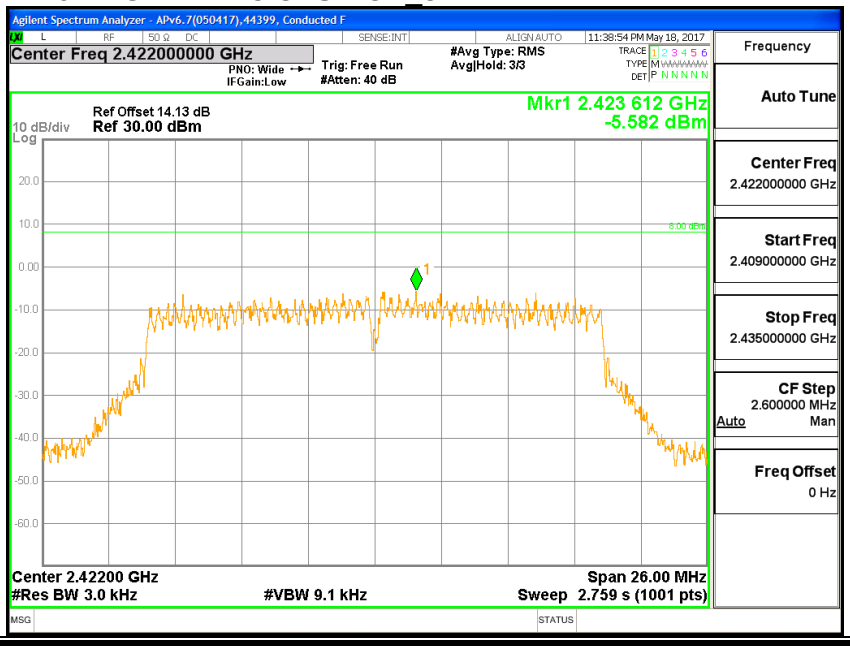

HT20 2.4GHz LAT 3 CPSD CH_4

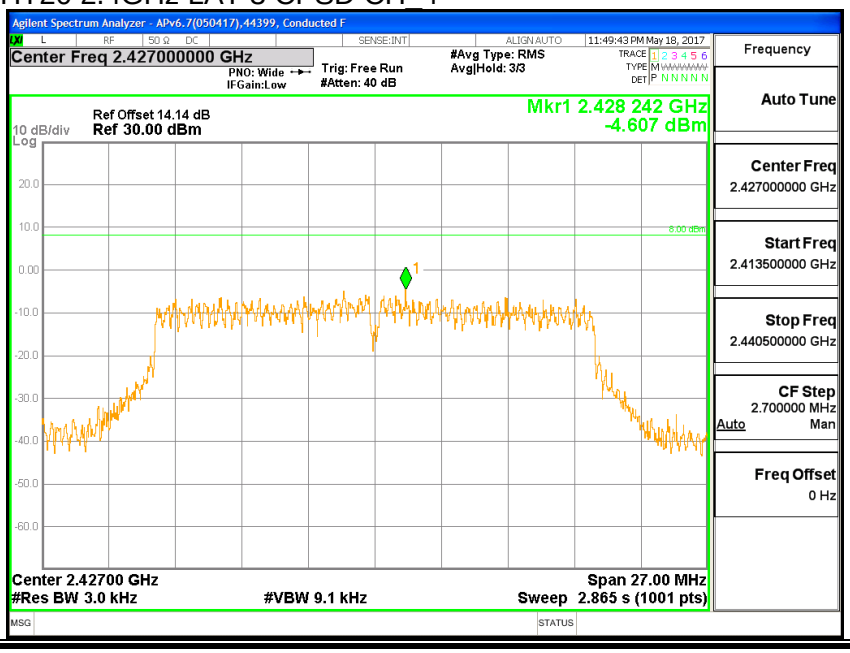

UL VERIFICATION SERVICES INC. FORM NO: CCSUP4701J
47173 BENICIA STREET, FREMONT, CA 94538, USA TEL: (510) 771-1000 FAX: (510) 661-0888
This report shall not be reproduced except in full, without the written approval of UL Verification Services Inc.

HT20 2.4GHz LAT 3 CPSD CH_6

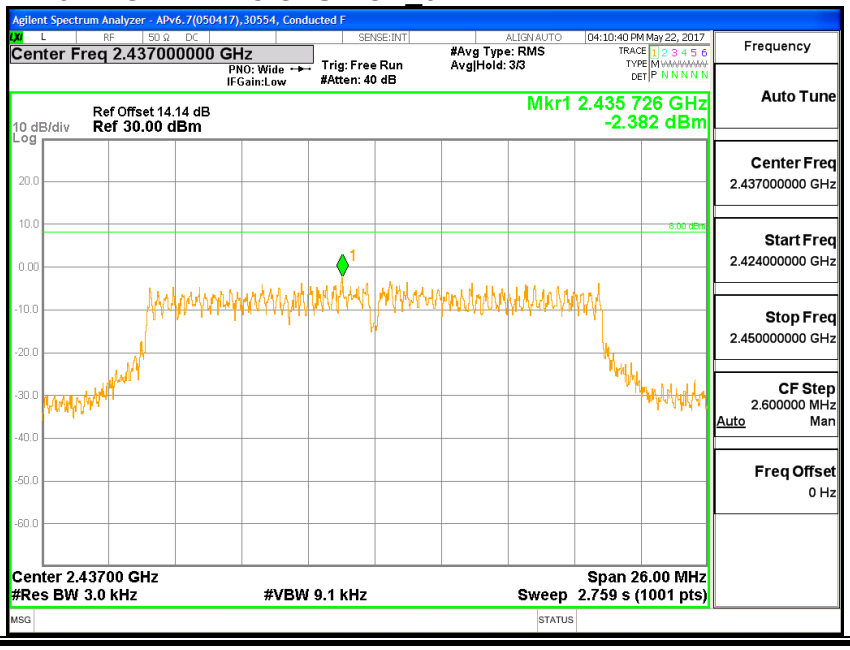

HT20 2.4GHz LAT 3 CPSD CH_9

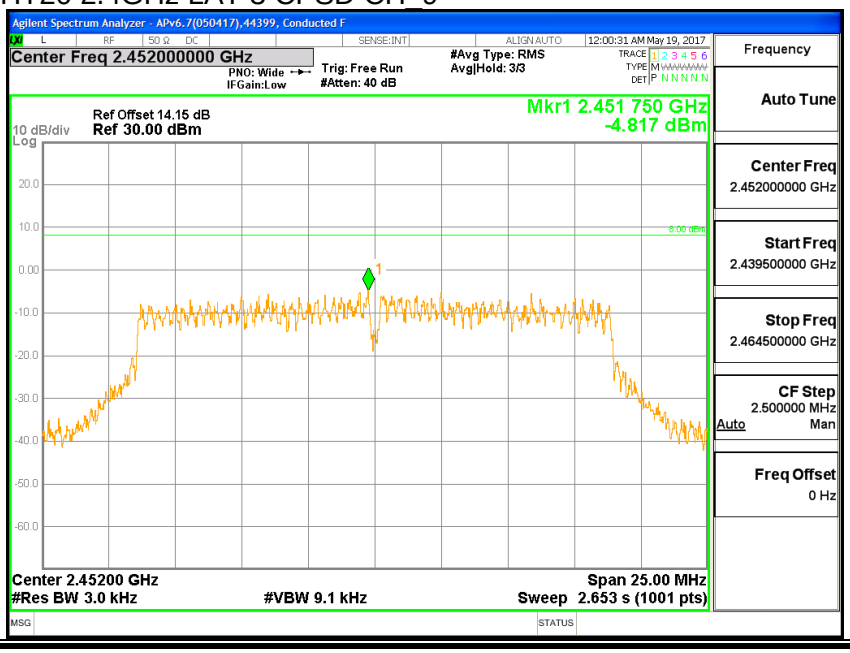

This report shall not be reproduced except in full, without the written approval of UL Verification Services Inc.

HT20 2.4GHz LAT 3 CPSD CH_10

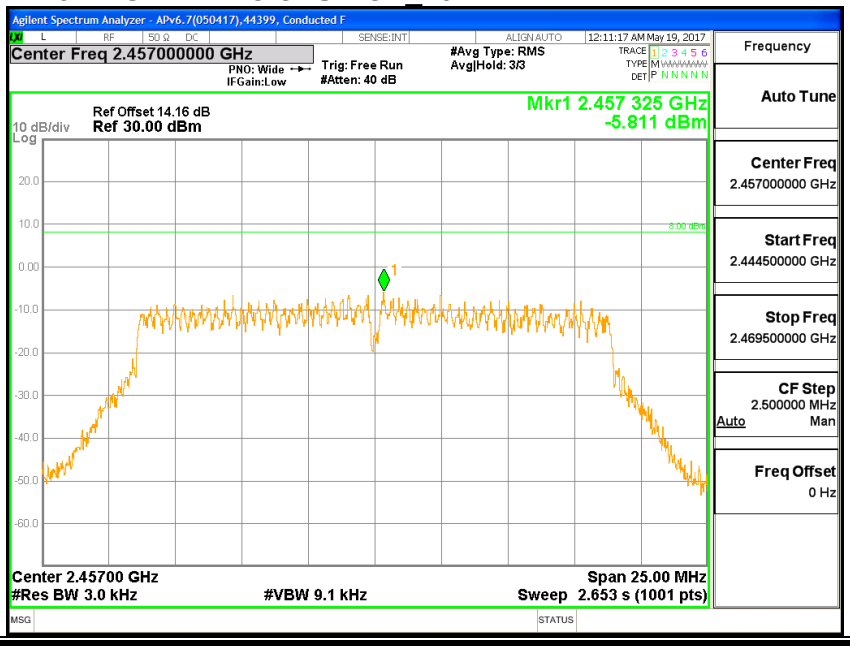

HT20 2.4GHz LAT 3 CPSD CH_11

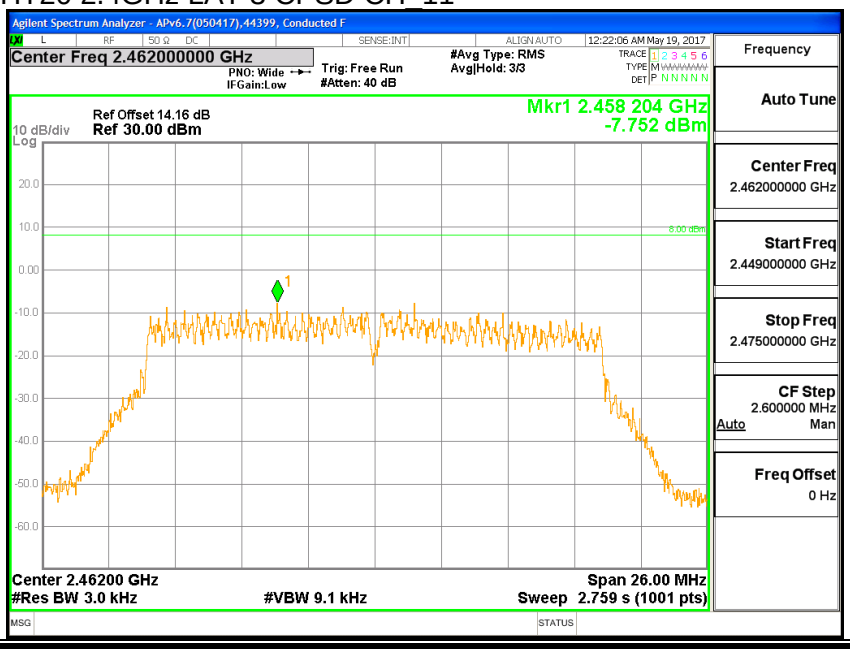

UL VERIFICATION SERVICES INC. FORM NO: CCSUP4701J
47173 BENICIA STREET, FREMONT, CA 94538, USA TEL: (510) 771-1000 FAX: (510) 661-0888
This report shall not be reproduced except in full, without the written approval of UL Verification Services Inc.

HT20 2.4GHz LAT 3 CPSD CH_12

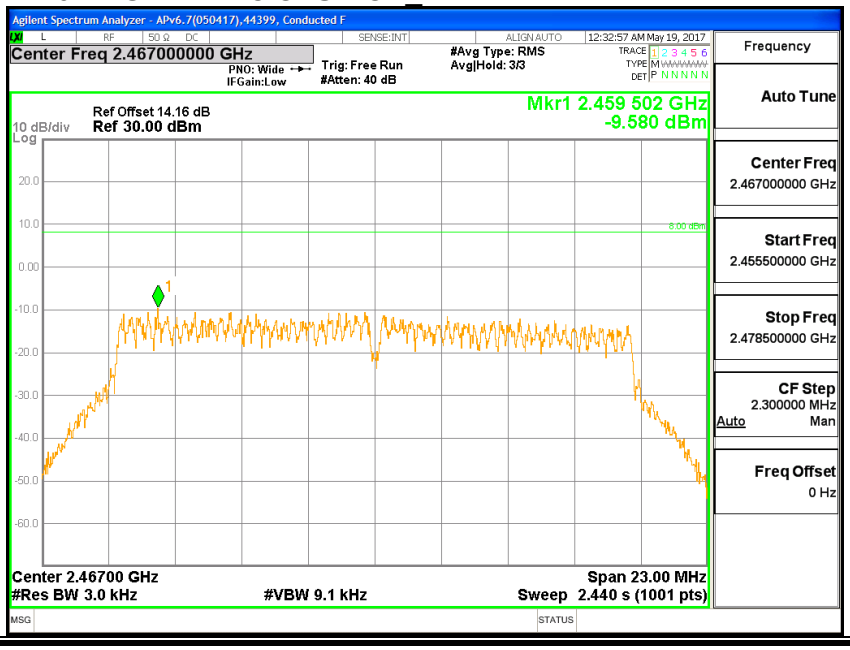

HT20 2.4GHz LAT 3 CPSD CH_13

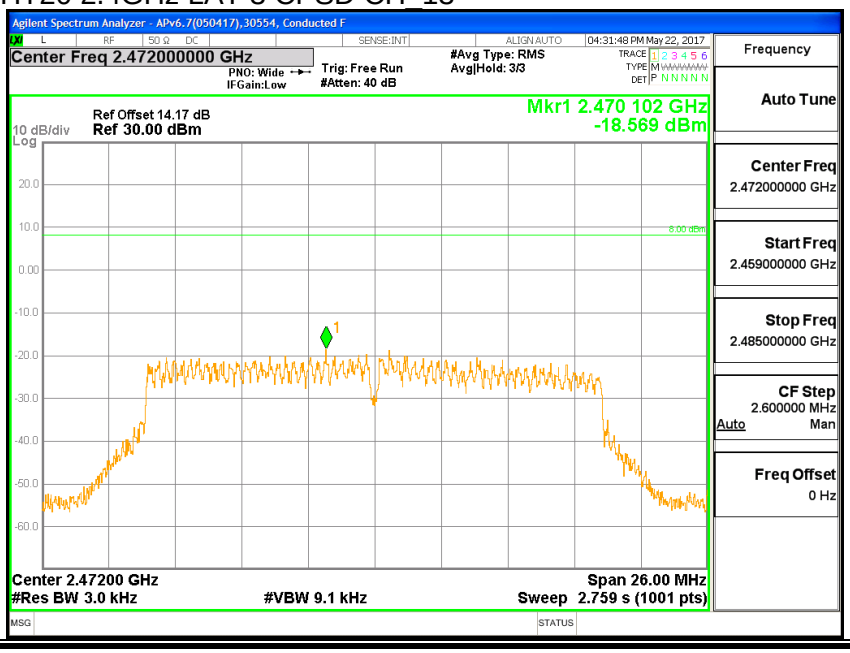

This report shall not be reproduced except in full, without the written approval of UL Verification Services Inc.

8.4.6. CONDUCTED BANDEDGE AND SPURIOUS EMISSIONS

LIMITS

FCC §15.247 (d)

IC RSS-247 (5.5)

In any 100 kHz bandwidth outside the frequency band in which the spread spectrum or digitally modulated intentional radiator is operating, the radio frequency power that is produced by the intentional radiator shall be at least 20 dB below that in the 100 kHz bandwidth within the band that contains the highest level of the desired power, based on either an RF conducted or a radiated measurement, provided the transmitter demonstrates compliance with the peak conducted power limits. If the transmitter complies with the conducted power limits based on the use of RMS averaging over a time interval, as permitted under paragraph (b)(3) of this section, the attenuation required under this paragraph shall be 30 dB instead of 20 dB. Attenuation below the general limits specified in §15.209(a) is not required.

UL VERIFICATION SERVICES INC. FORM NO: CCSUP4701J
47173 BENICIA STREET, FREMONT, CA 94538, USA TEL: (510) 771-1000 FAX: (510) 661-0888
This report shall not be reproduced except in full, without the written approval of UL Verification Services Inc.

CONDUCTED BANDEDGE AND SPURIOUS EMISSIONS

HT20 2.4GHz LAT 3 CBE CH_1

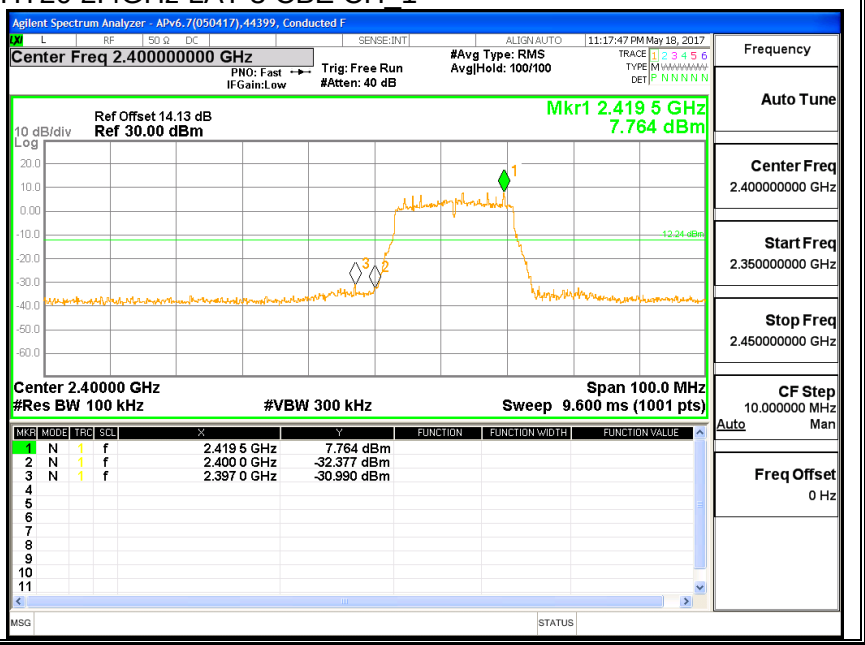

HT20 2.4GHz LAT 3 CBE CH_2

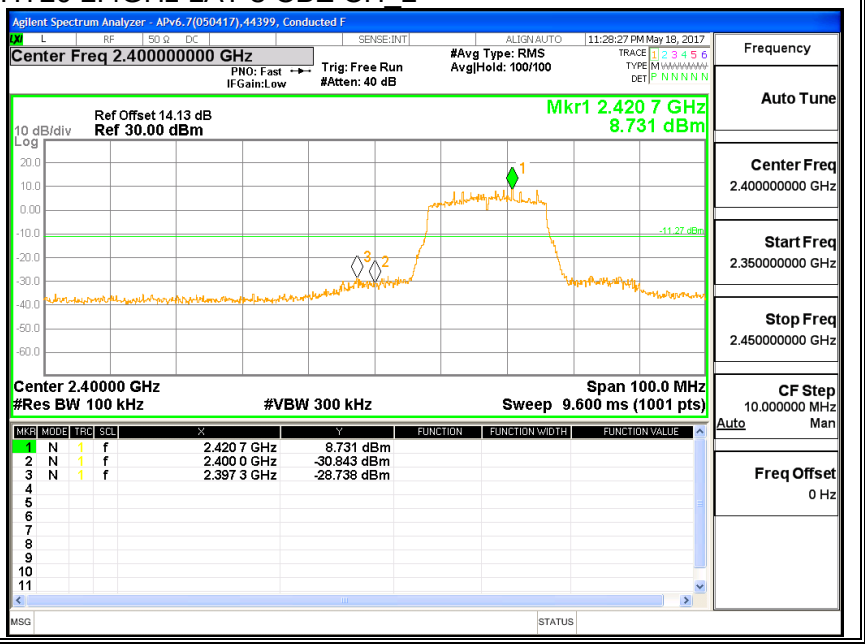

This report shall not be reproduced except in full, without the written approval of UL Verification Services Inc.

HT20 2.4GHz LAT 3 CBE CH_3

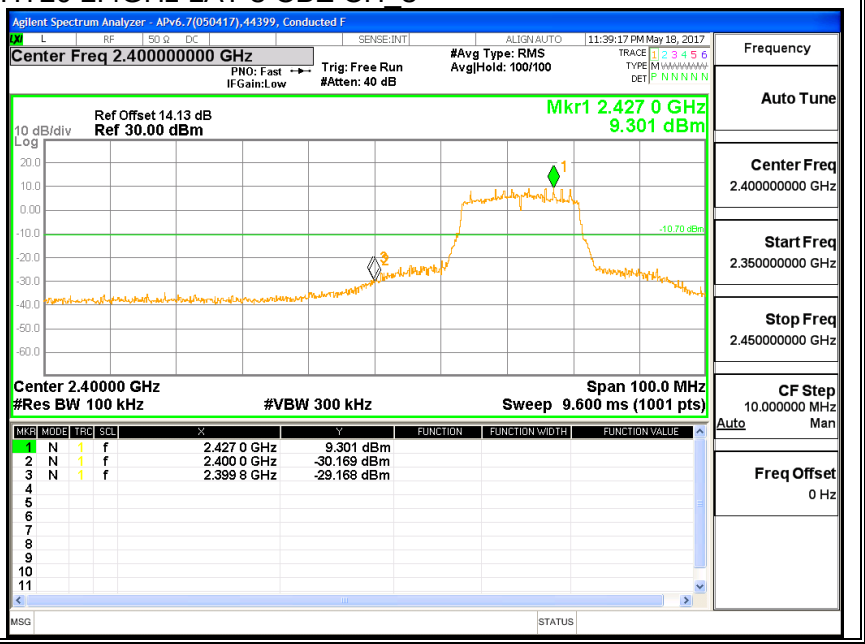

HT20 2.4GHz LAT 3 CBE CH_4

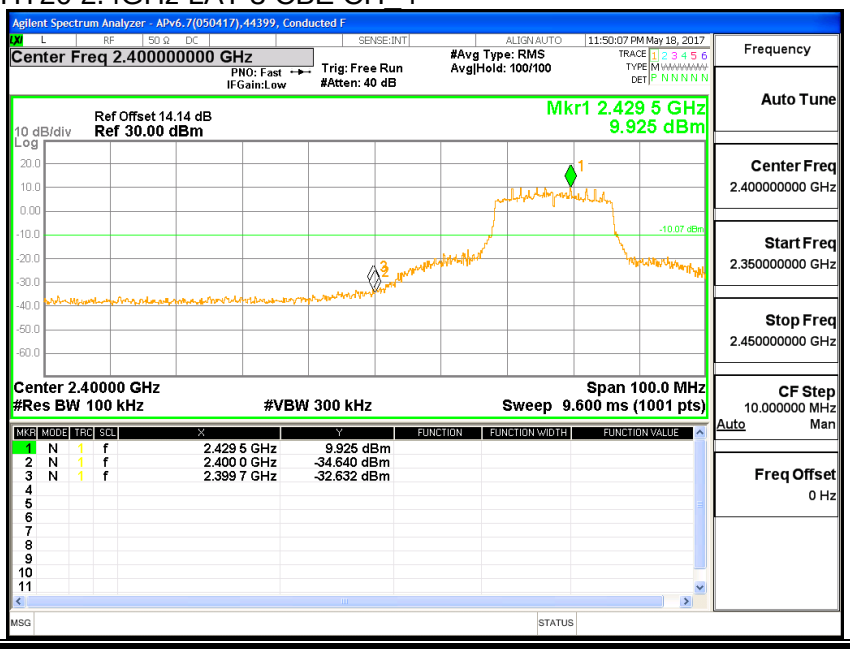

This report shall not be reproduced except in full, without the written approval of UL Verification Services Inc.

HT20 2.4GHz LAT 3 CBE CH_6

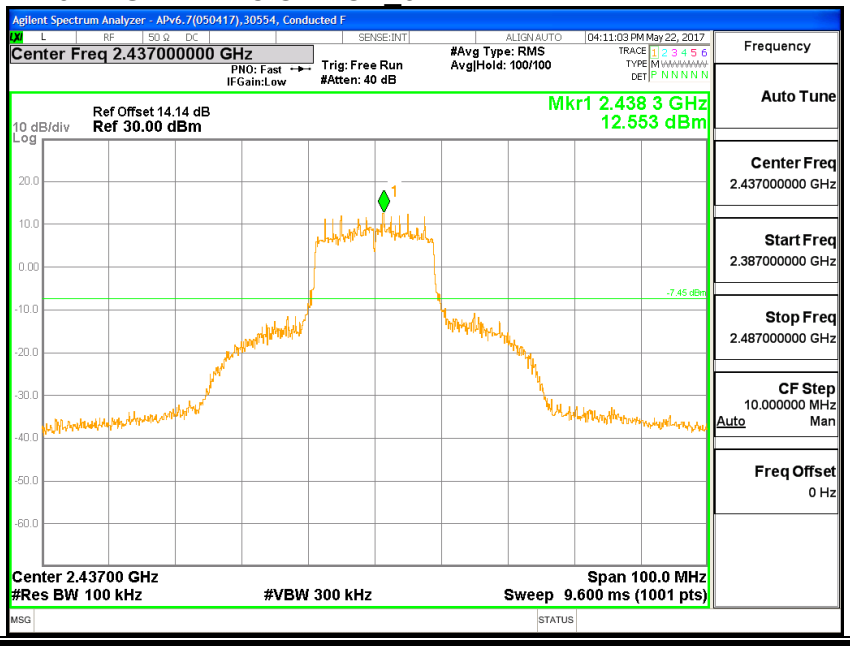

HT20 2.4GHz LAT 3 CBE CH_9

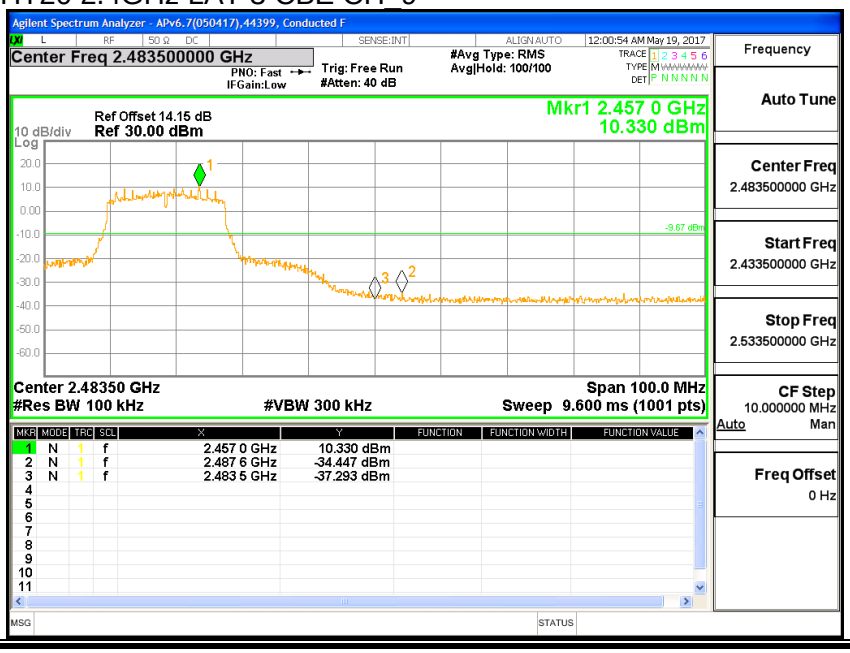

This report shall not be reproduced except in full, without the written approval of UL Verification Services Inc.

HT20 2.4GHz LAT 3 CBE CH_10

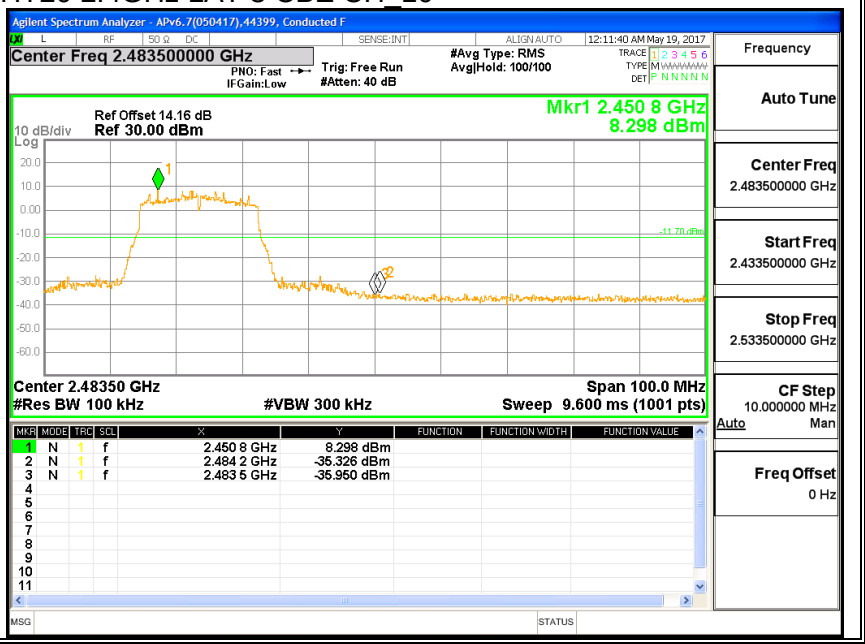

HT20 2.4GHz LAT 3 CBE CH_11

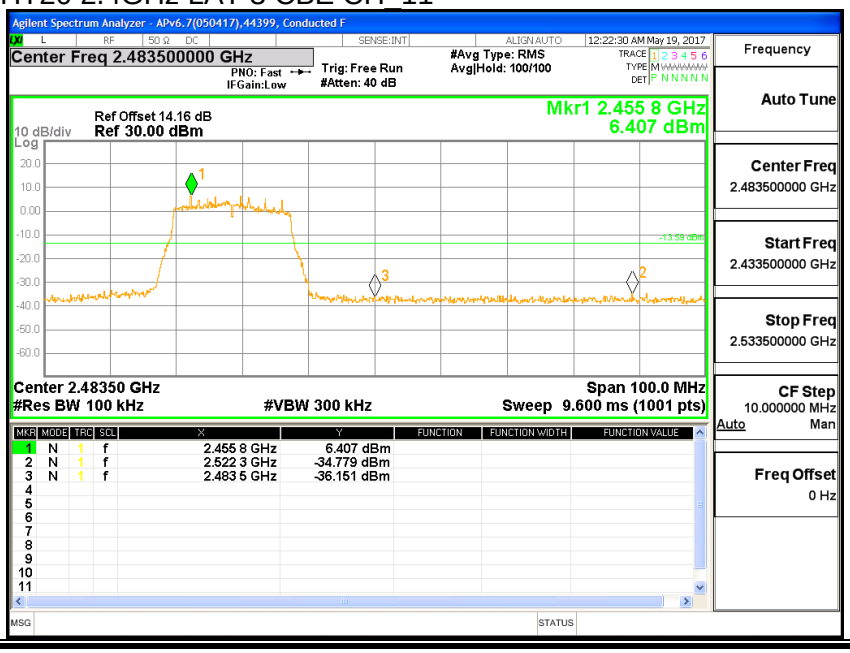

This report shall not be reproduced except in full, without the written approval of UL Verification Services Inc.

HT20 2.4GHz LAT 3 CBE CH_12

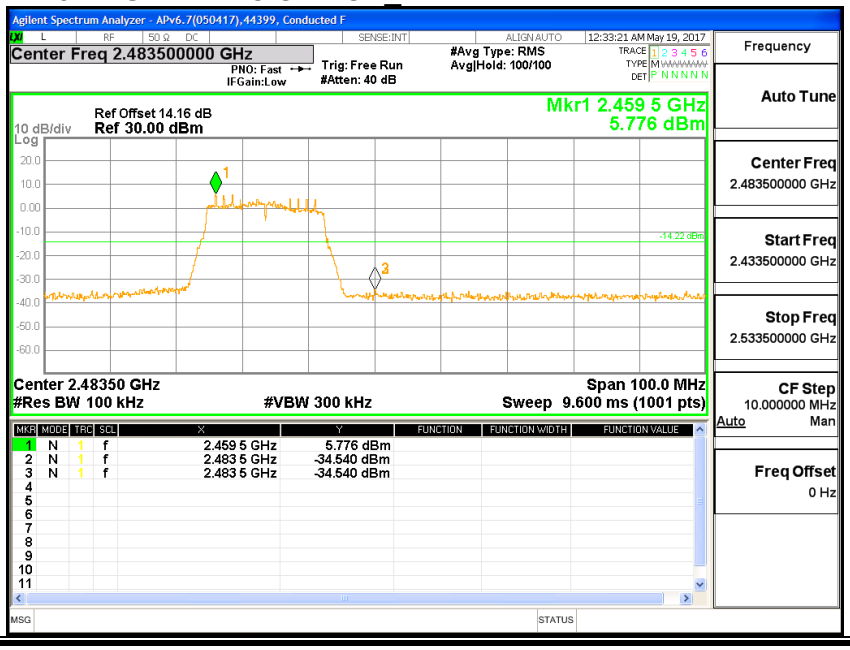

HT20 2.4GHz LAT 3 CBE CH_13

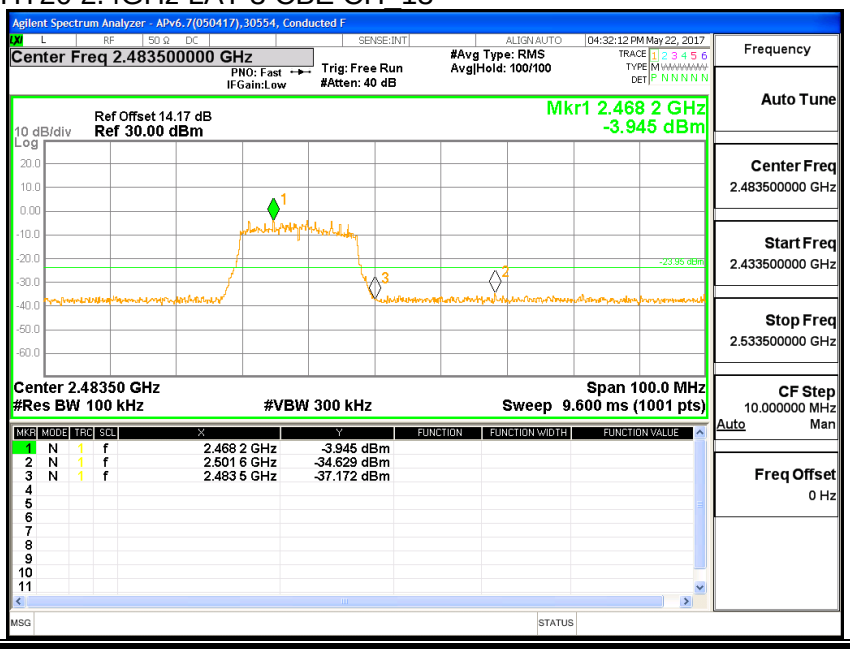

This report shall not be reproduced except in full, without the written approval of UL Verification Services Inc.

HT20 2.4GHz LAT 3 CSPUR CH_1

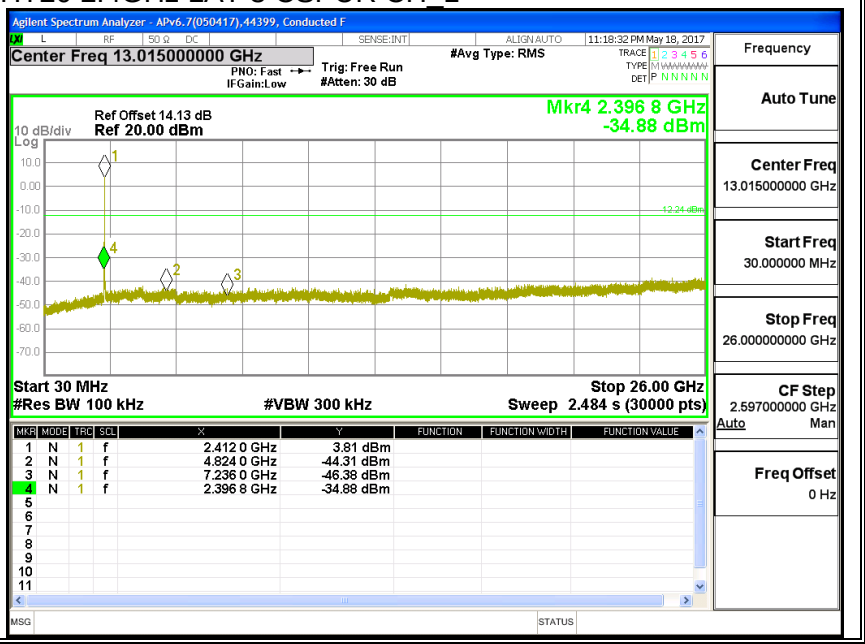

HT20 2.4GHz LAT 3 CSPUR CH_2

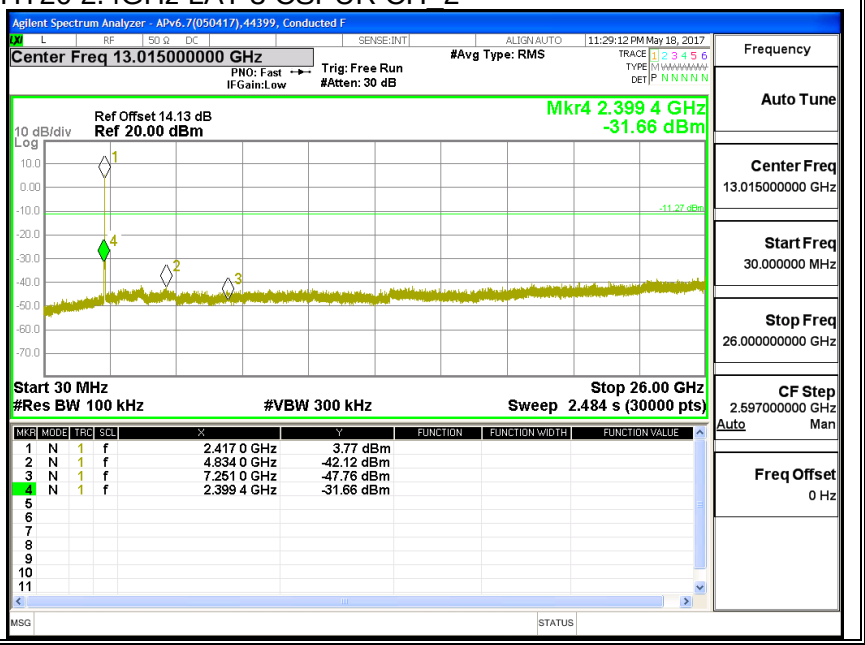

This report shall not be reproduced except in full, without the written approval of UL Verification Services Inc.

HT20 2.4GHz LAT 3 CSPUR CH_3

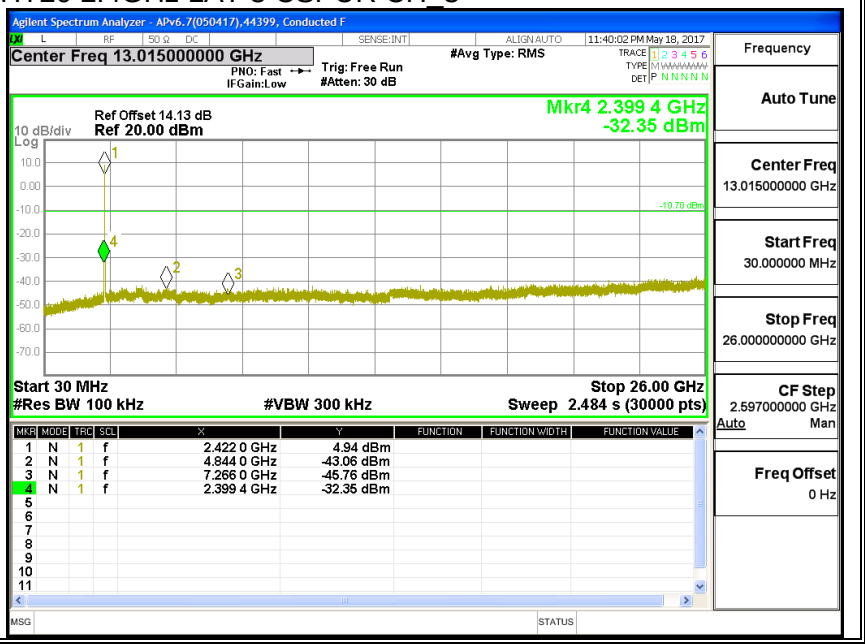

HT20 2.4GHz LAT 3 CSPUR CH_4

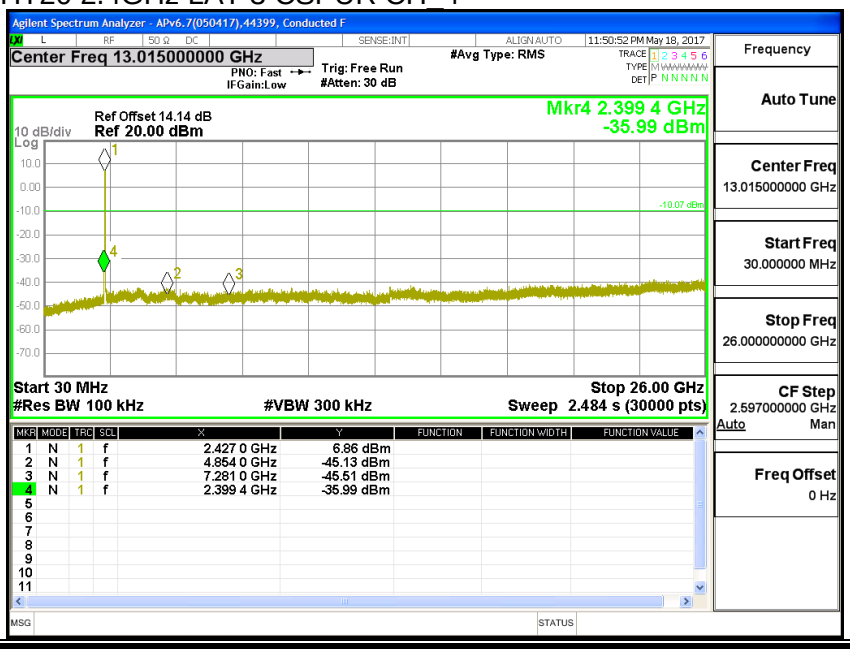

This report shall not be reproduced except in full, without the written approval of UL Verification Services Inc.

HT20 2.4GHz LAT 3 CSPUR CH_6

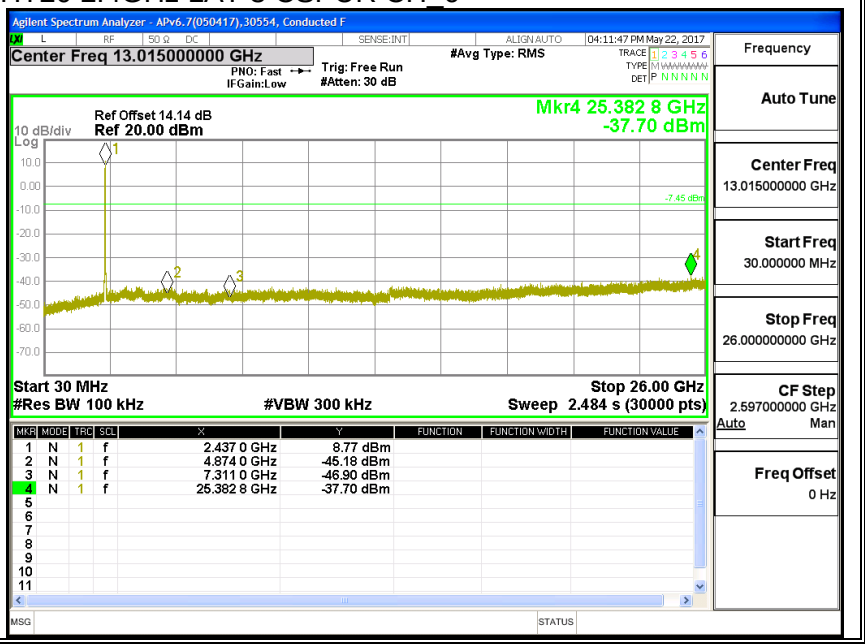

HT20 2.4GHz LAT 3 CSPUR CH_9

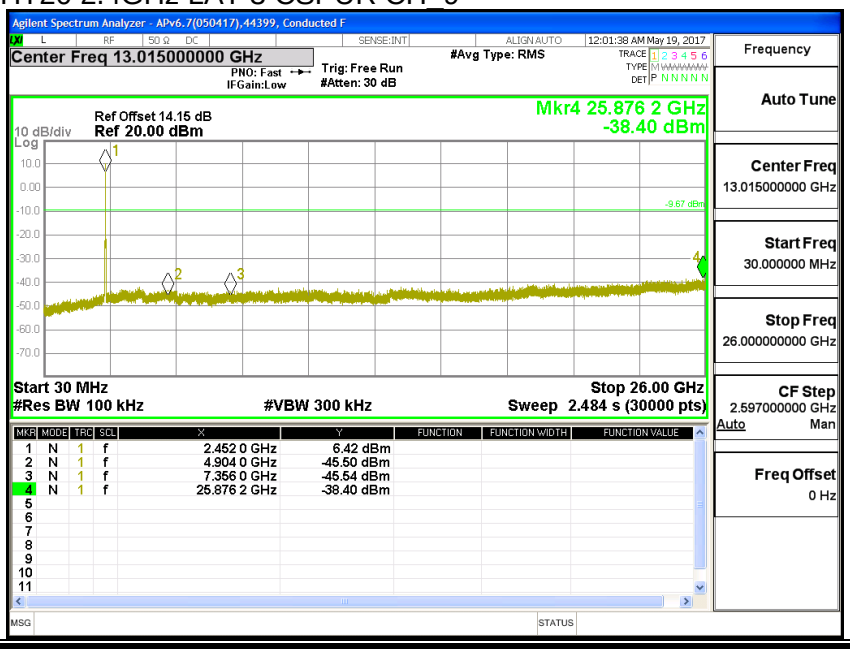

This report shall not be reproduced except in full, without the written approval of UL Verification Services Inc.

HT20 2.4GHz LAT 3 CSPUR CH_10

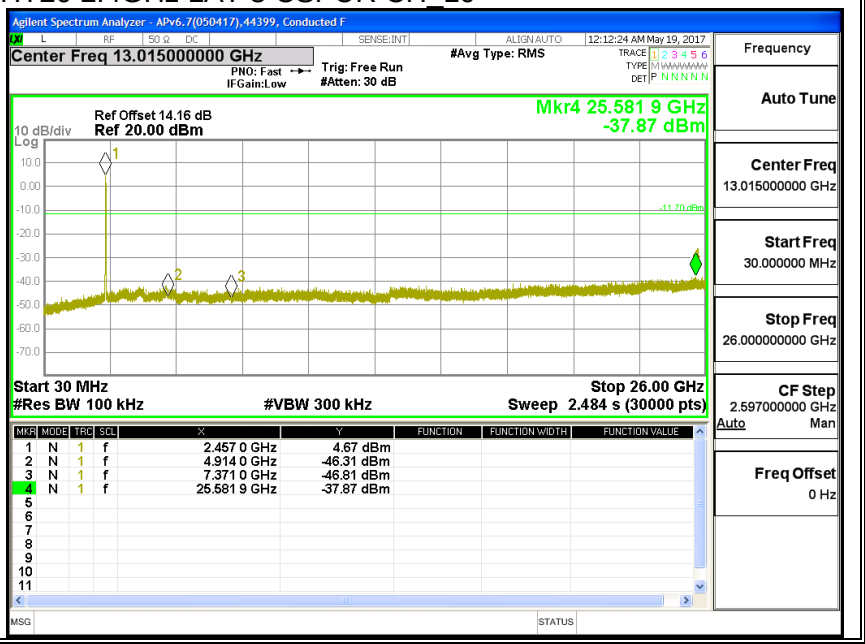

HT20 2.4GHz LAT 3 CSPUR CH_11

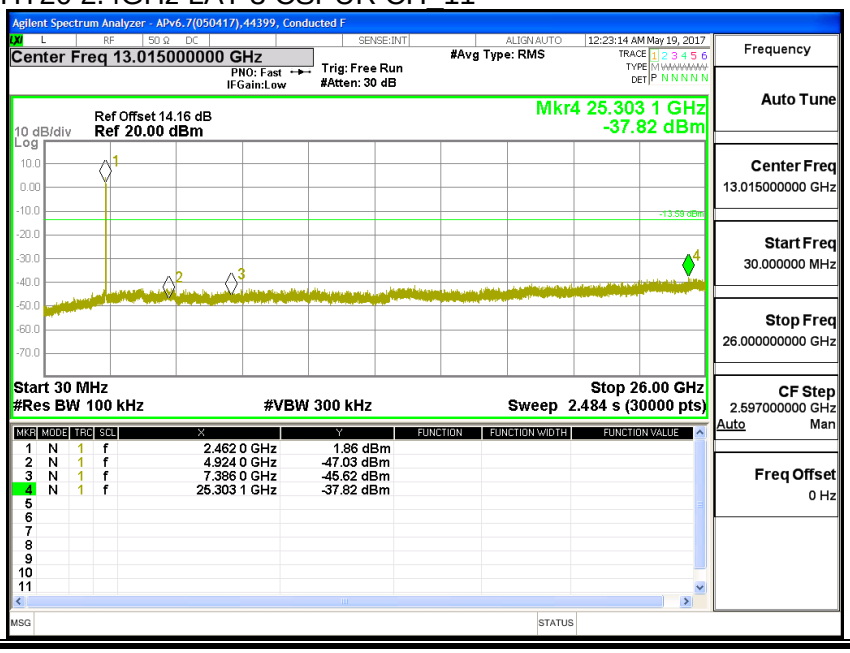

This report shall not be reproduced except in full, without the written approval of UL Verification Services Inc.

HT20 2.4GHz LAT 3 CSPUR CH_12

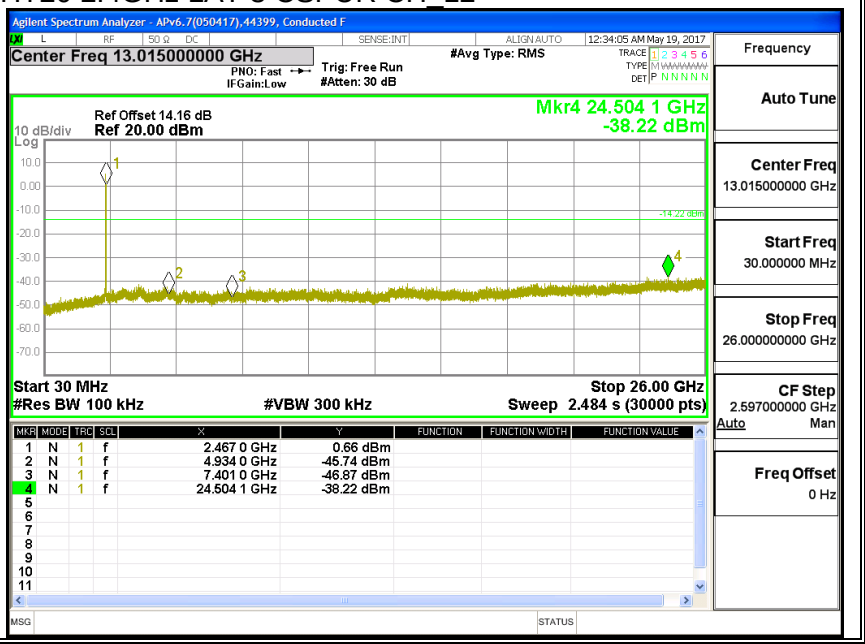

HT20 2.4GHz LAT 3 CSPUR CH_13

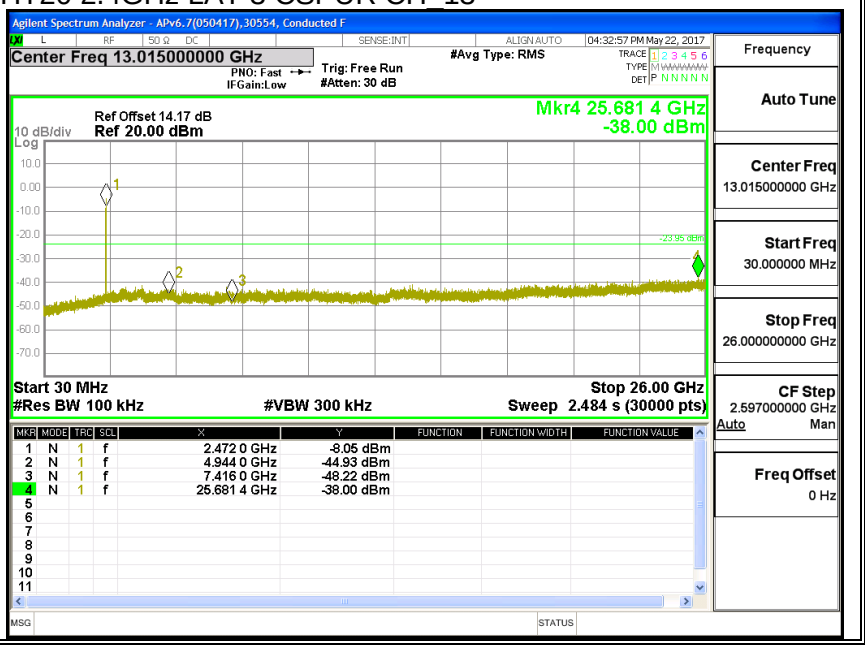

This report shall not be reproduced except in full, without the written approval of UL Verification Services Inc.

8.5. 11n HT20 2TX CDD MIMO MODE IN THE 2.4GHz BAND

8.5.1. 6 dB BANDWIDTH

LIMITS

FCC §15.247 (a) (2)

IC RSS-247 (5.2) (a)

The minimum 6 dB bandwidth shall be at least 500 kHz.

RESULTS

Channel	Frequency	6 dB BW UAT 1 (MHz)	6 dB BW LAT 3 (MHz)	Minimum Limit (MHz)
Low_1	2412	13.88	16.08	0.5
Low_2	2417	16.68	16.92	0.5
Low_3	2422	16.96	16.68	0.5
Low_4	2427	17.64	17.60	0.5
Middle_6	2437	17.28	17.36	0.5
High_9	2452	17.56	17.32	0.5
High_10	2457	16.12	17.60	0.5
High_11	2462	16.64	17.68	0.5
High_12	2467	17.76	16.08	0.5
High_13	2472	16.32	17.36	0.5

This report shall not be reproduced except in full, without the written approval of UL Verification Services Inc.

HT20 2.4GHz 2TX UAT 1+2(UAT 1) CDD 6dB CH_1

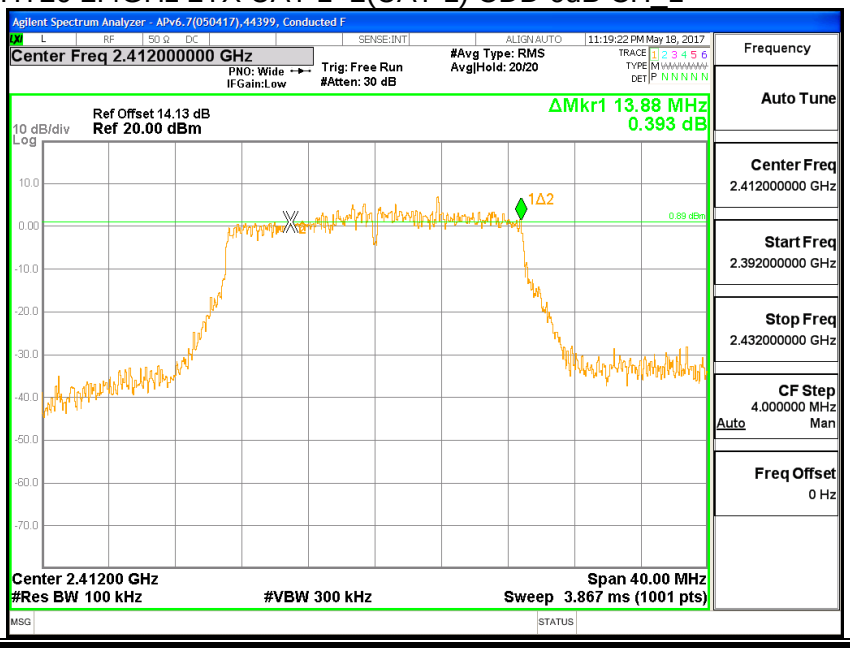

HT20 2.4GHz 2TX UAT 1+2(LAT 3) CDD 6dB CH_1

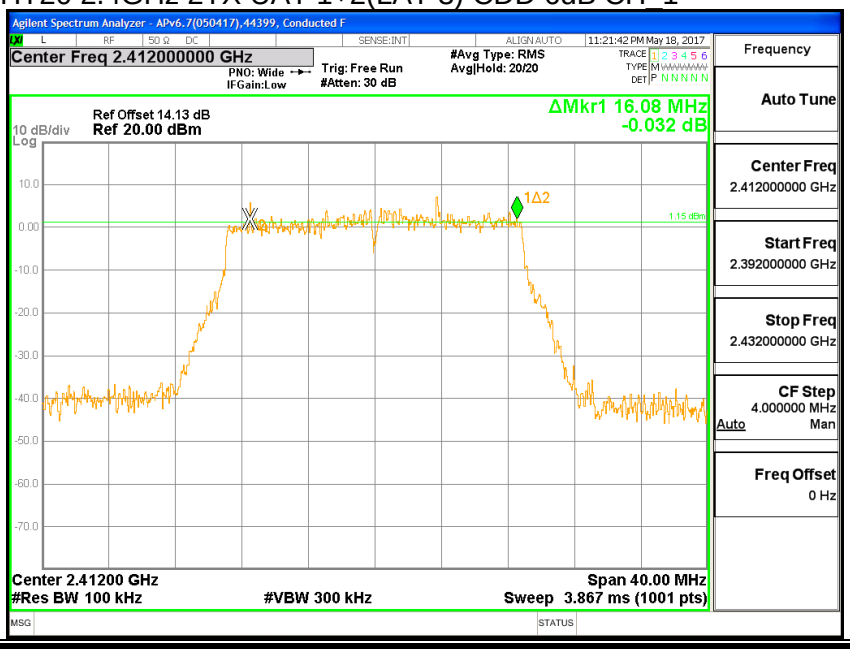

This report shall not be reproduced except in full, without the written approval of UL Verification Services Inc.

HT20 2.4GHz 2TX UAT 1+2(UAT 1) CDD 6dB CH_2

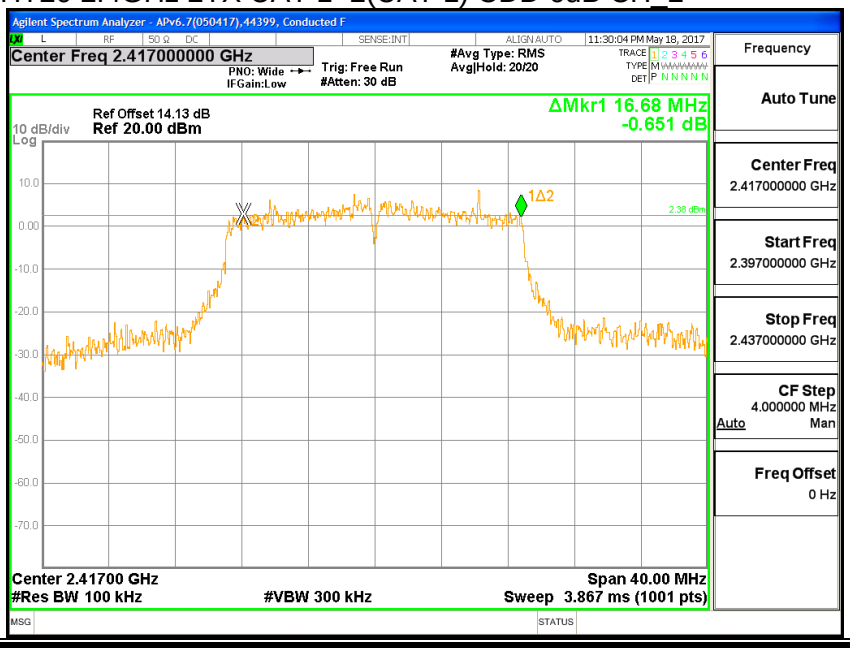

HT20 2.4GHz 2TX UAT 1+2(LAT 3) CDD 6dB CH_2

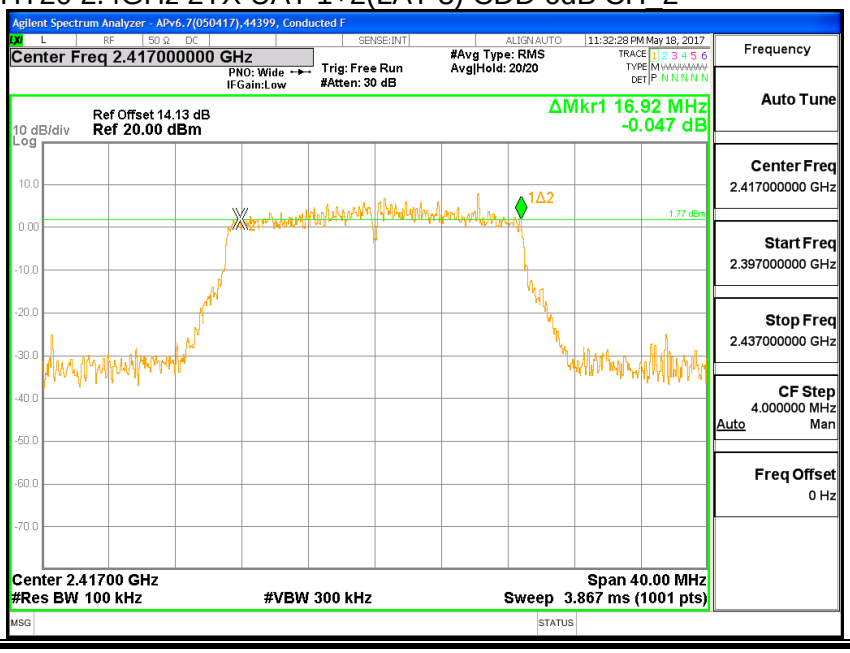

This report shall not be reproduced except in full, without the written approval of UL Verification Services Inc.

HT20 2.4GHz 2TX UAT 1+2(UAT 1) CDD 6dB CH_3

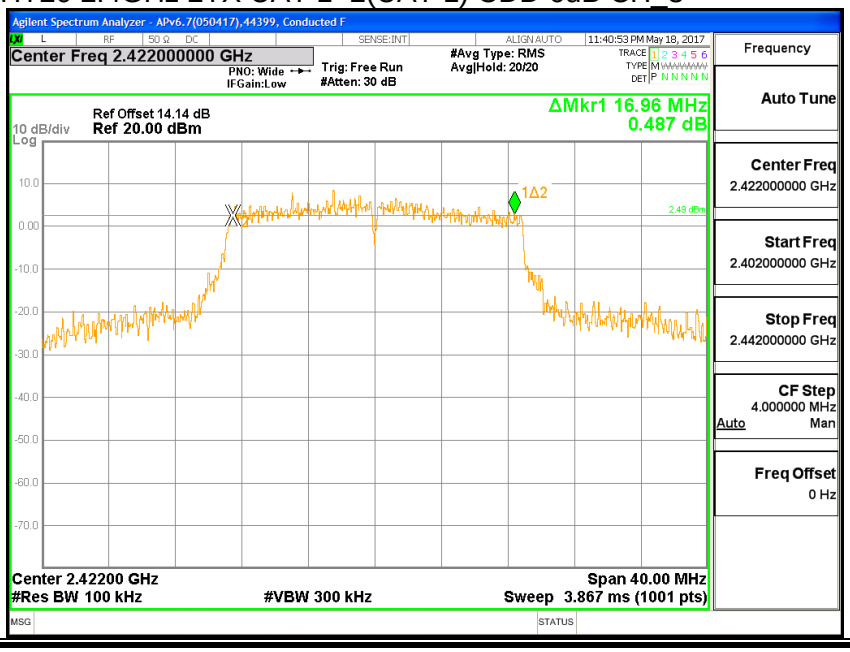

HT20 2.4GHz 2TX UAT 1+2(LAT 3) CDD 6dB CH_3

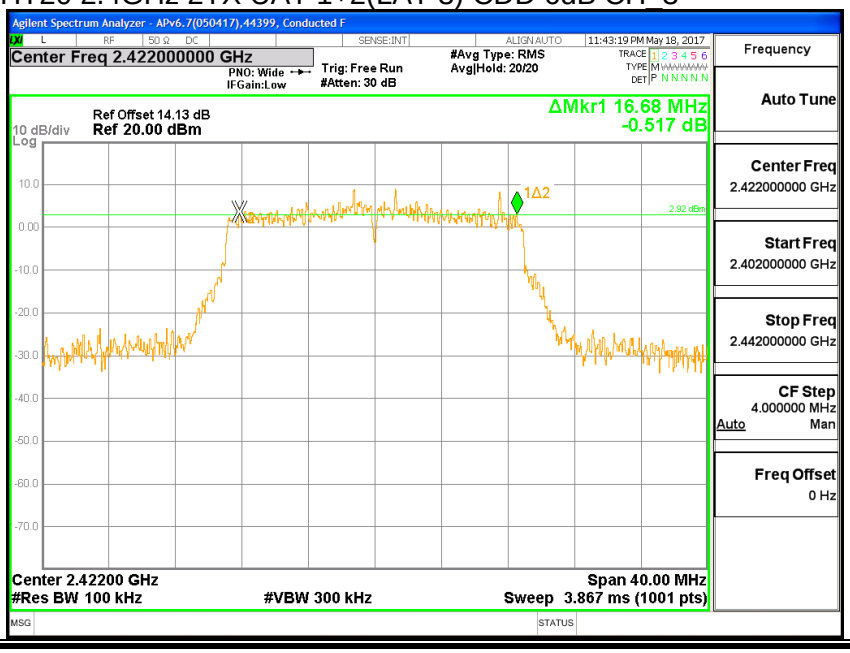

This report shall not be reproduced except in full, without the written approval of UL Verification Services Inc.

HT20 2.4GHz 2TX UAT 1+2(UAT 1) CDD 6dB CH_4

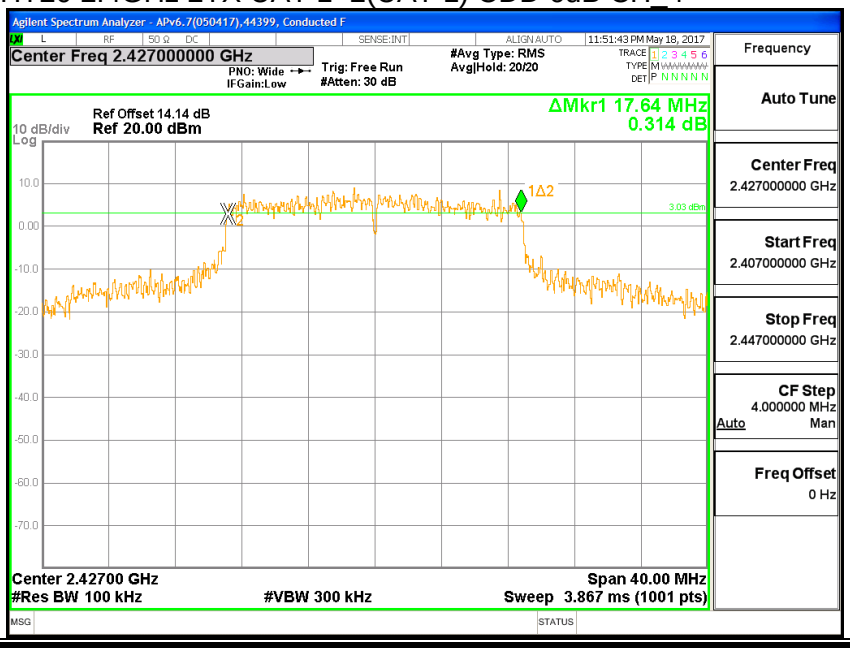

HT20 2.4GHz 2TX UAT 1+2(LAT 3) CDD 6dB CH_4

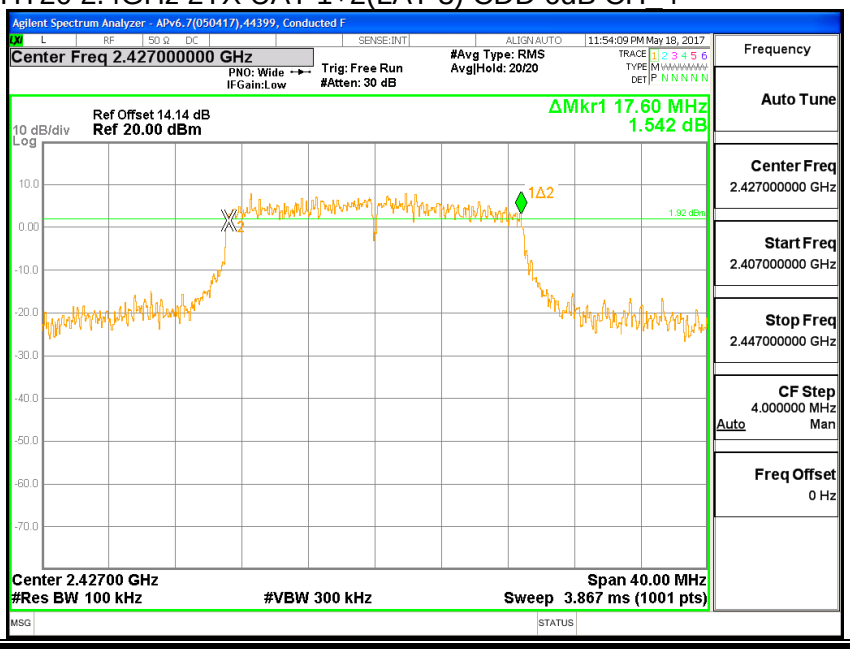

This report shall not be reproduced except in full, without the written approval of UL Verification Services Inc.

HT20 2.4GHz 2TX UAT 1+2(UAT 1) CDD 6dB CH_6

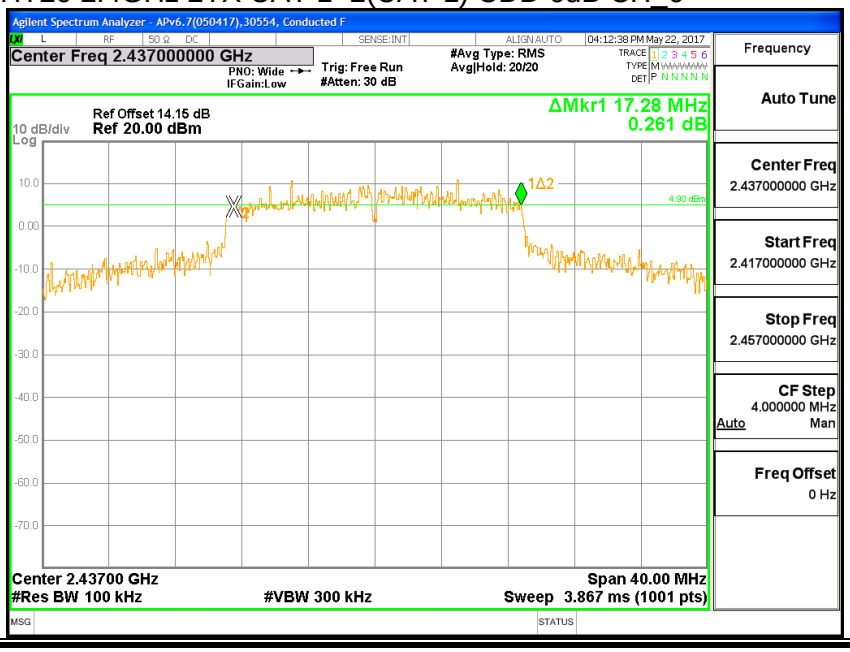

HT20 2.4GHz 2TX UAT 1+2(LAT 3) CDD 6dB CH_6

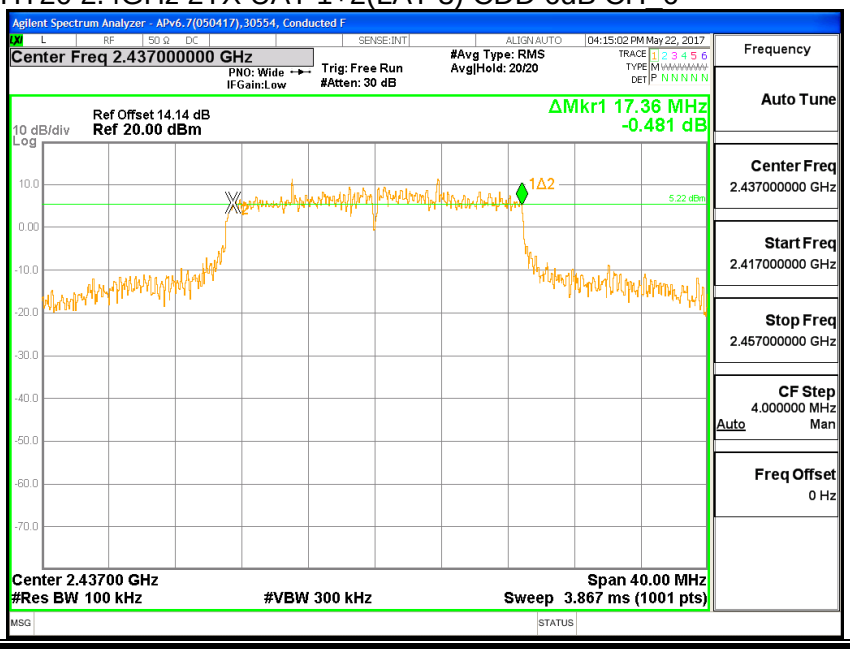

This report shall not be reproduced except in full, without the written approval of UL Verification Services Inc.

HT20 2.4GHz 2TX UAT 1+2(UAT 1) CDD 6dB CH_9

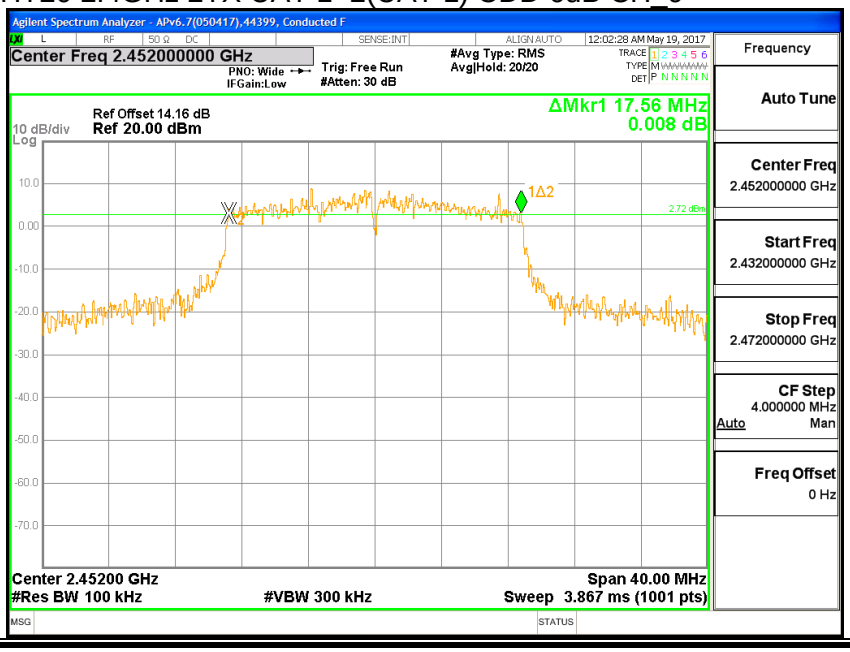

HT20 2.4GHz 2TX UAT 1+2(LAT 3) CDD 6dB CH_9

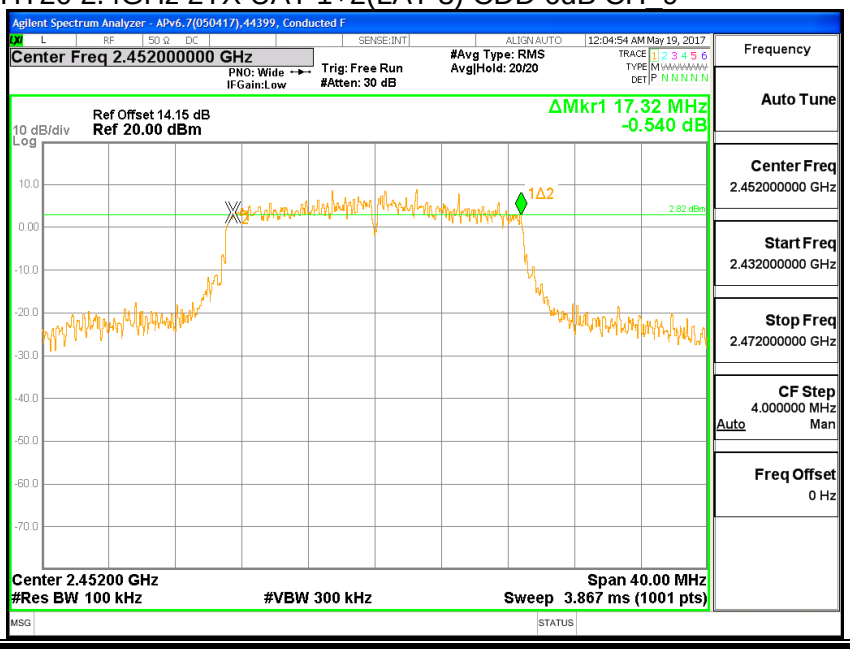

This report shall not be reproduced except in full, without the written approval of UL Verification Services Inc.

HT20 2.4GHz 2TX UAT 1+2(UAT 1) CDD 6dB CH_10

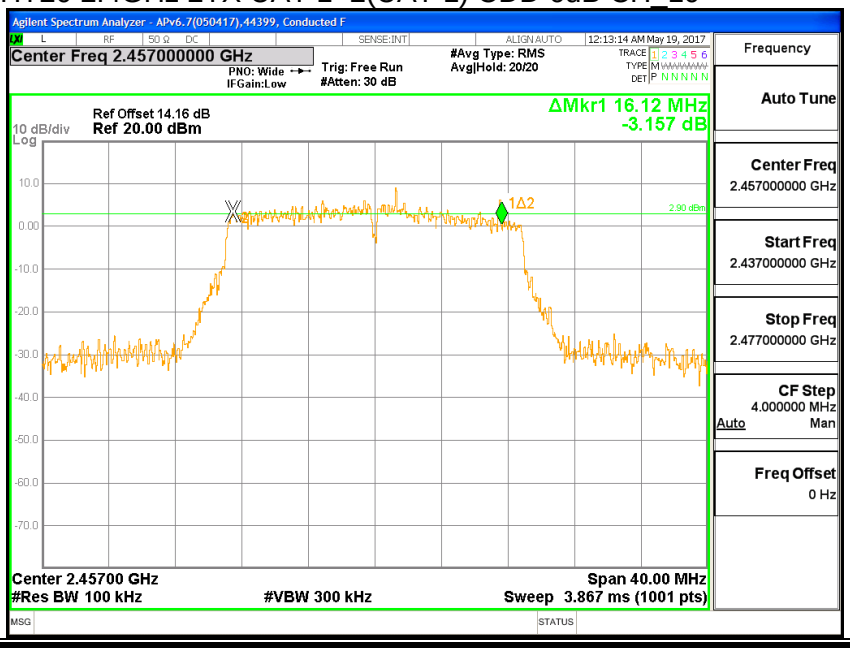

HT20 2.4GHz 2TX UAT 1+2(LAT 3) CDD 6dB CH_10

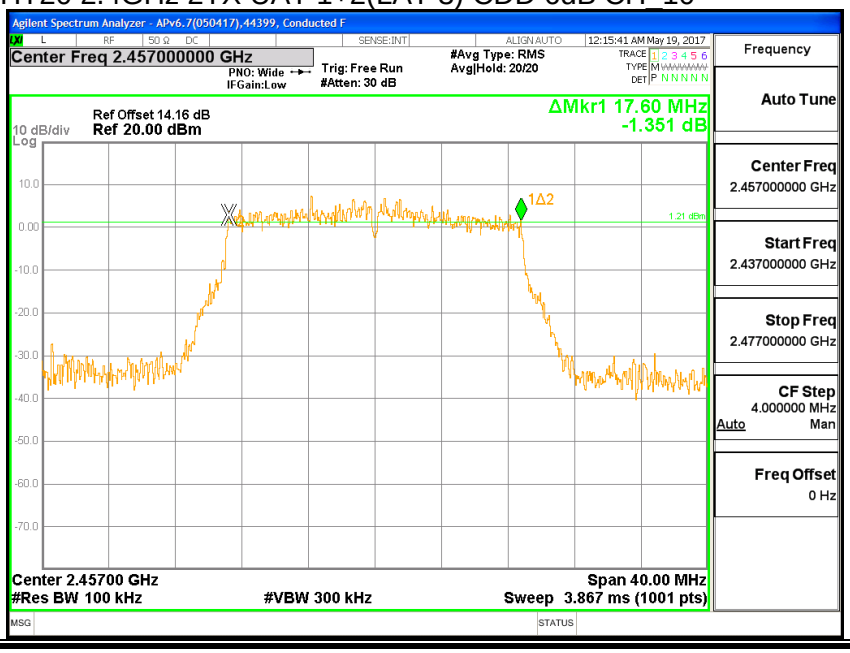

This report shall not be reproduced except in full, without the written approval of UL Verification Services Inc.

HT20 2.4GHz 2TX UAT 1+2(UAT 1) CDD 6dB CH_11

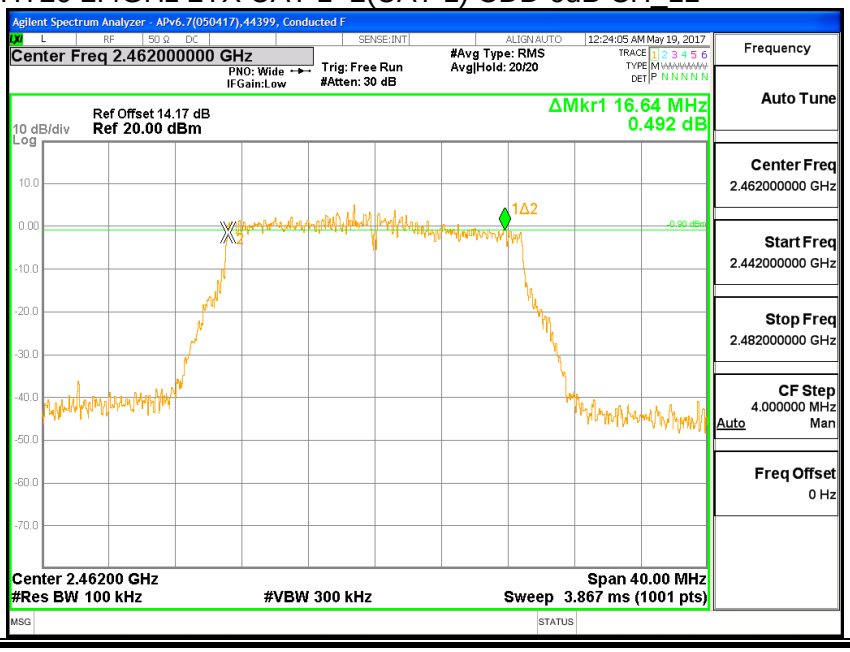

HT20 2.4GHz 2TX UAT 1+2(LAT 3) CDD 6dB CH_11

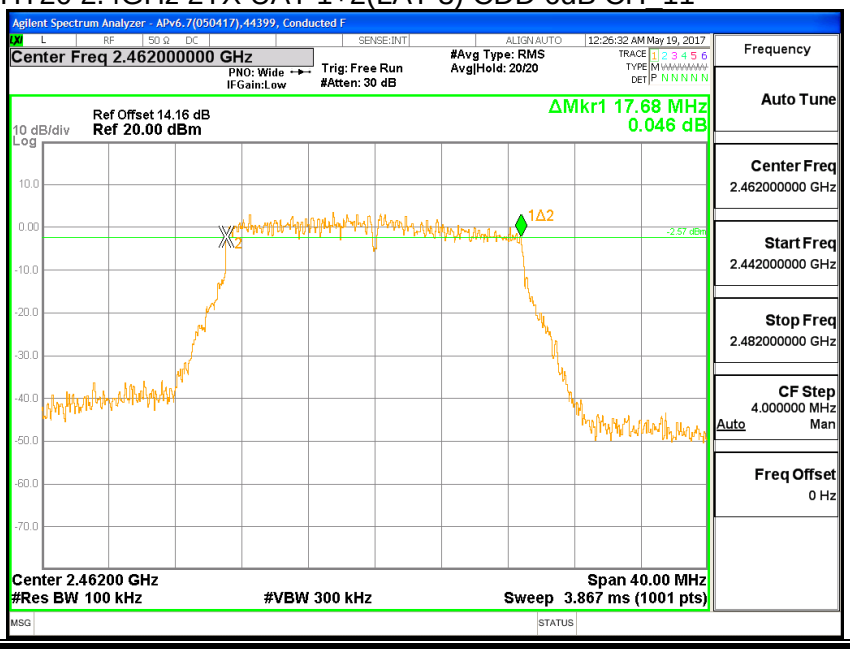

This report shall not be reproduced except in full, without the written approval of UL Verification Services Inc.

HT20 2.4GHz 2TX UAT 1+2(UAT 1) CDD 6dB CH_12

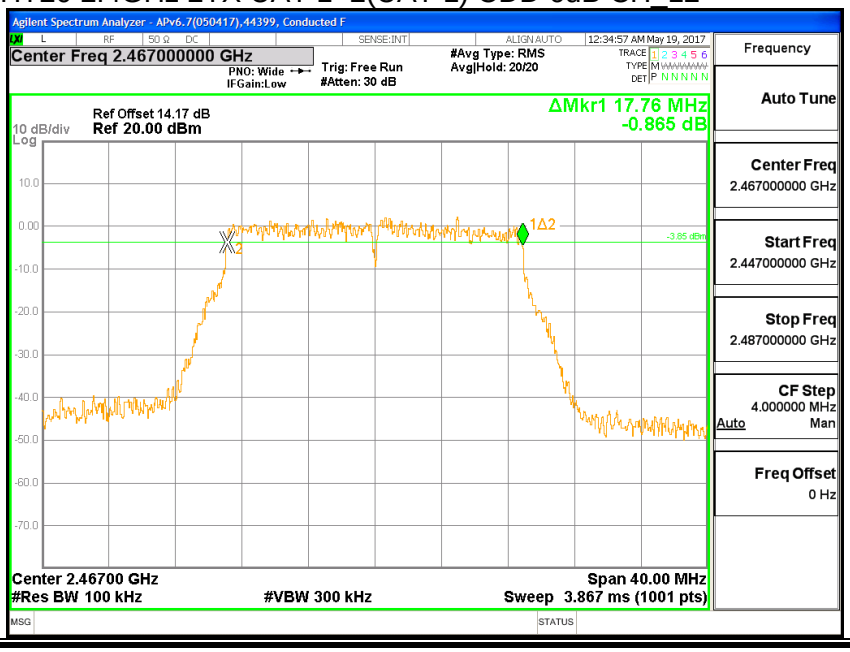

HT20 2.4GHz 2TX UAT 1+2(LAT 3) CDD 6dB CH_12

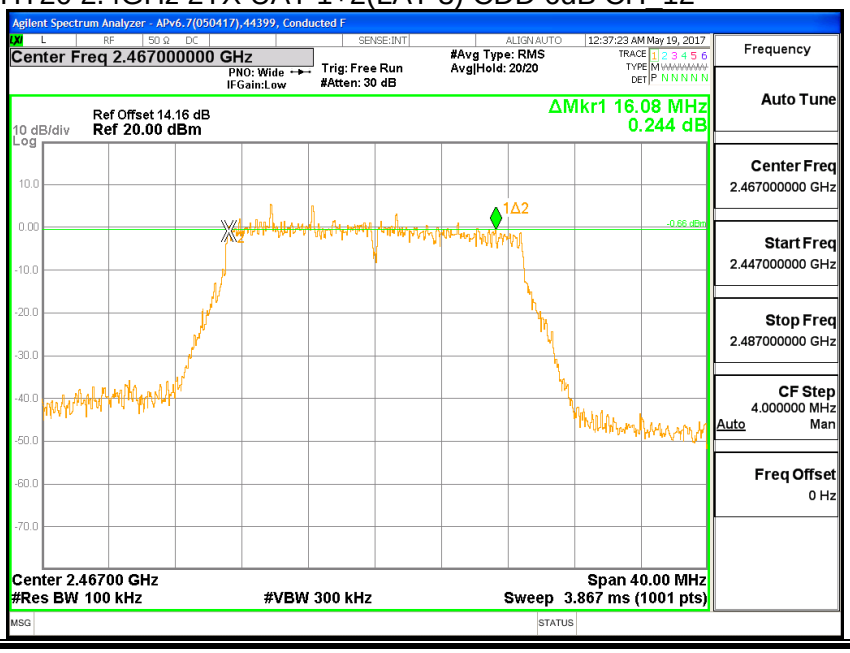

UL VERIFICATION SERVICES INC. FORM NO: CCSUP4701J
47173 BENICIA STREET, FREMONT, CA 94538, USA TEL: (510) 771-1000 FAX: (510) 661-0888
This report shall not be reproduced except in full, without the written approval of UL Verification Services Inc.

HT20 2.4GHz 2TX UAT 1+2(UAT 1) CDD 6dB CH_13

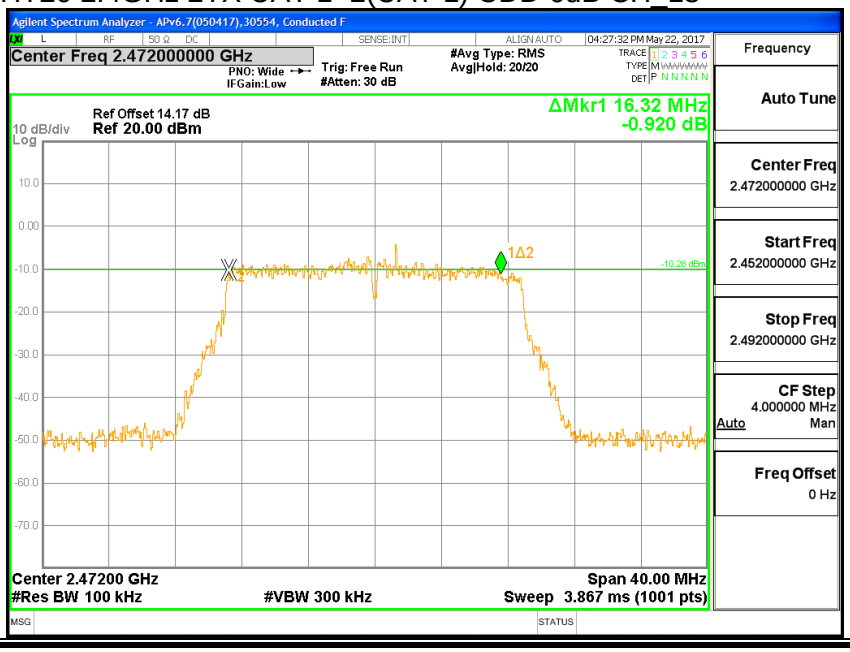

HT20 2.4GHz 2TX UAT 1+2(LAT 3) CDD 6dB CH_13

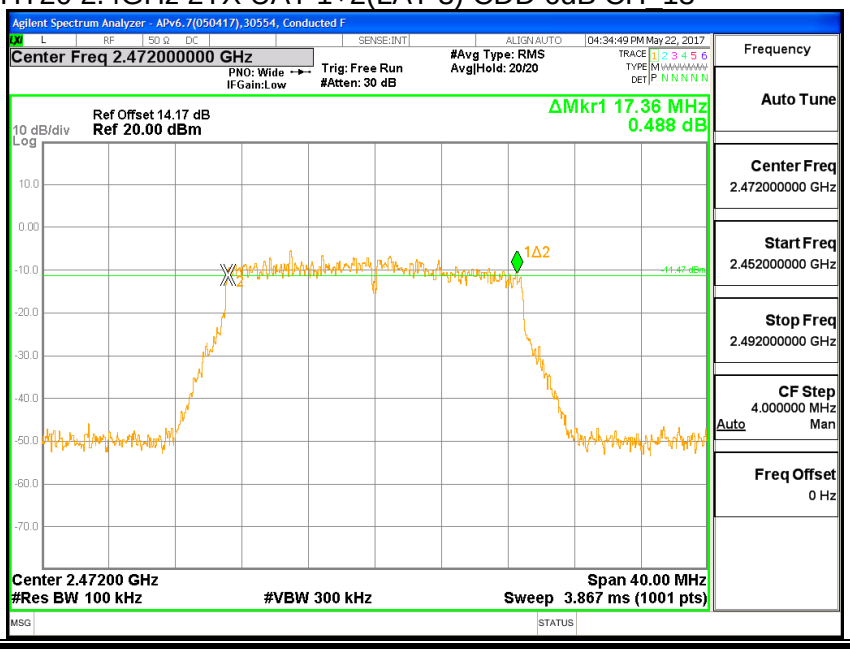

This report shall not be reproduced except in full, without the written approval of UL Verification Services Inc.

8.5.2. 99% BANDWIDTH

LIMITS

None; for reporting purposes only.

RESULTS

Channel	Frequency (MHz)	99% Bandwidth UAT 1 (MHz)	99% Bandwidth LAT 3 (MHz)
Low_1	2412	17.612	17.724
Low_2	2417	17.804	17.639
Low_3	2422	17.846	17.700
Low_4	2427	18.288	17.839
Middle_6	2437	17.757	17.711
High_9	2452	17.861	17.760
High_10	2457	17.695	17.736
High_11	2462	17.657	17.764
High_12	2467	17.884	17.797
High_13	2472	17.777	17.759

This report shall not be reproduced except in full, without the written approval of UL Verification Services Inc.

HT20 2.4GHz 2TX UAT 1+2(UAT 1) CDD OBW CH_1

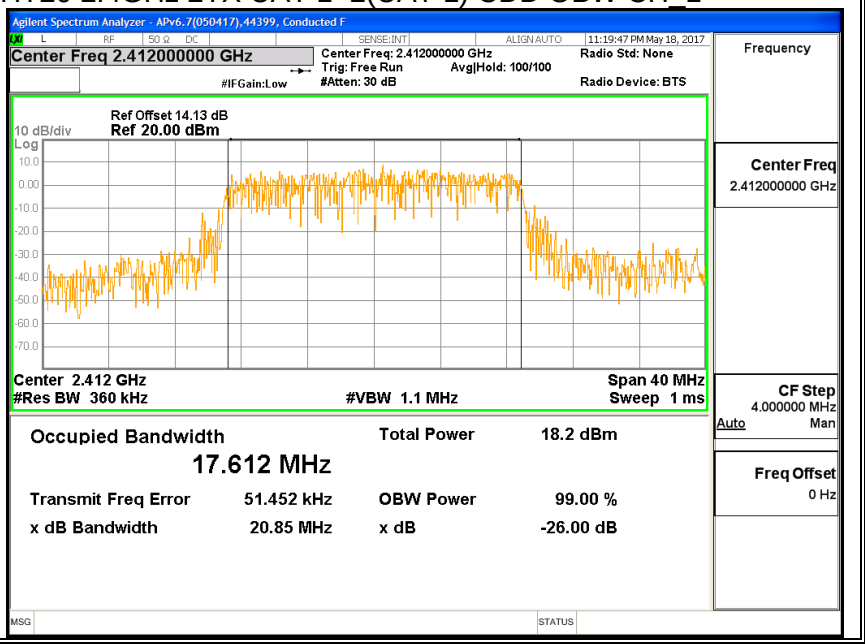

HT20 2.4GHz 2TX UAT 1+2(LAT 3) CDD OBW CH_1

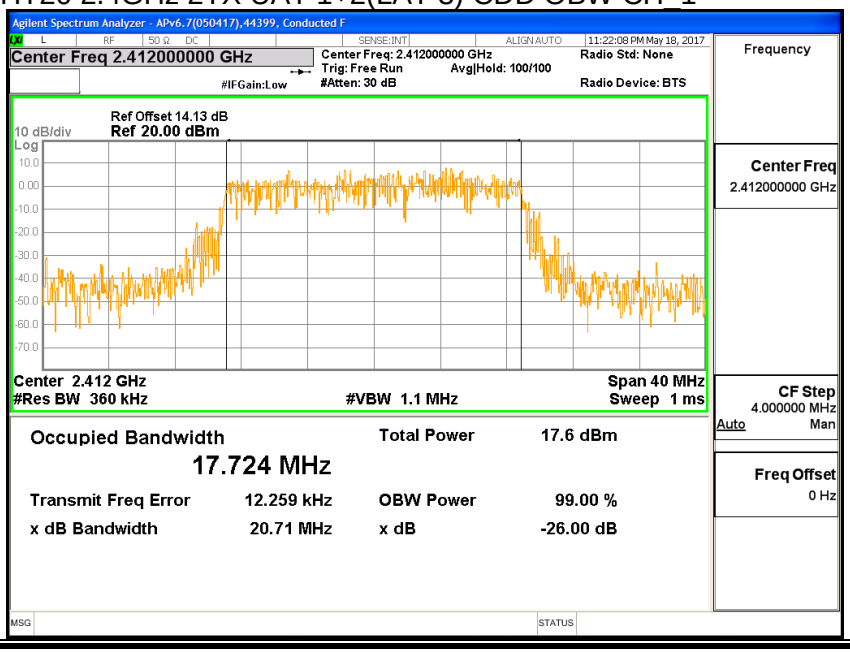

This report shall not be reproduced except in full, without the written approval of UL Verification Services Inc.

HT20 2.4GHz 2TX UAT 1+2(UAT 1) CDD OBW CH_2

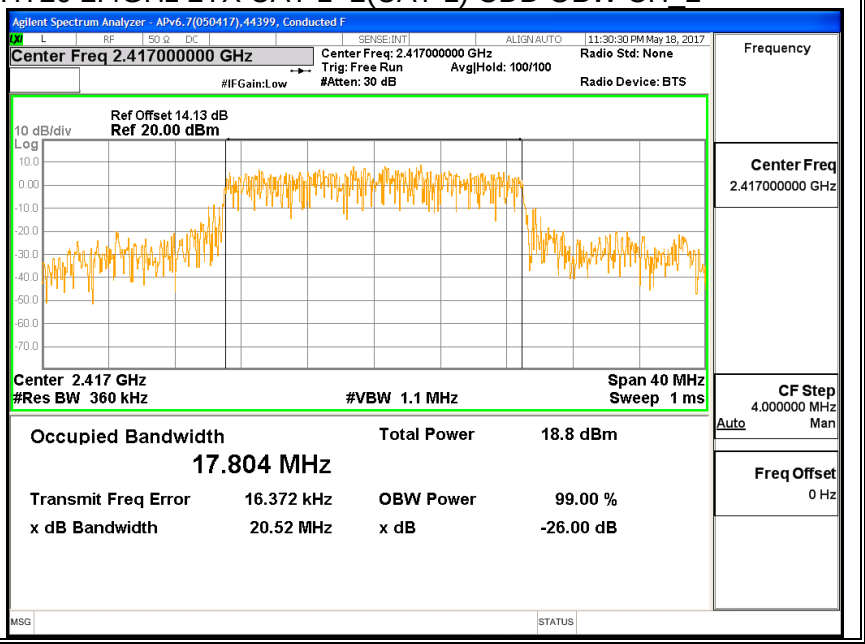

HT20 2.4GHz 2TX UAT 1+2(LAT 3) CDD OBW CH_2

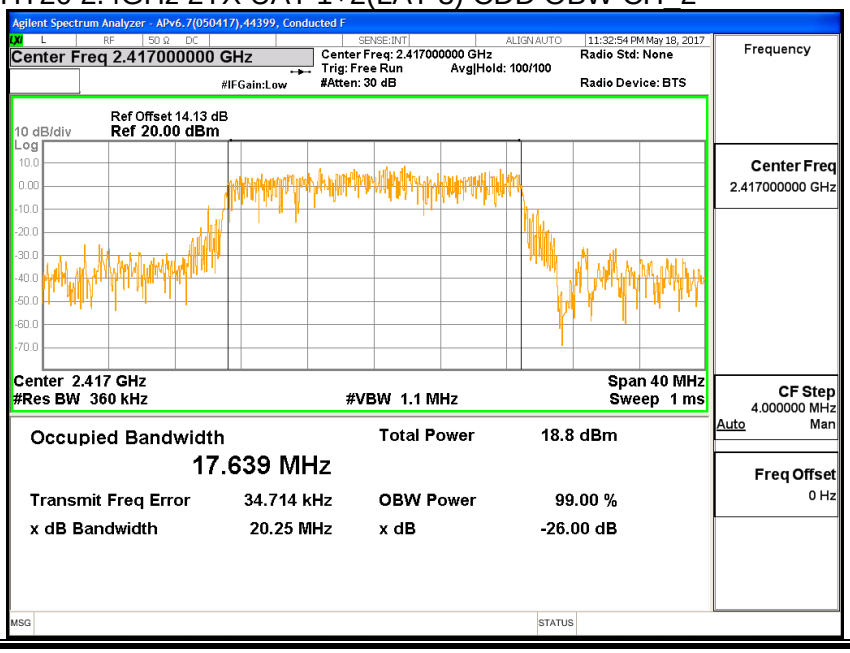

This report shall not be reproduced except in full, without the written approval of UL Verification Services Inc.

HT20 2.4GHz 2TX UAT 1+2(UAT 1) CDD OBW CH_3

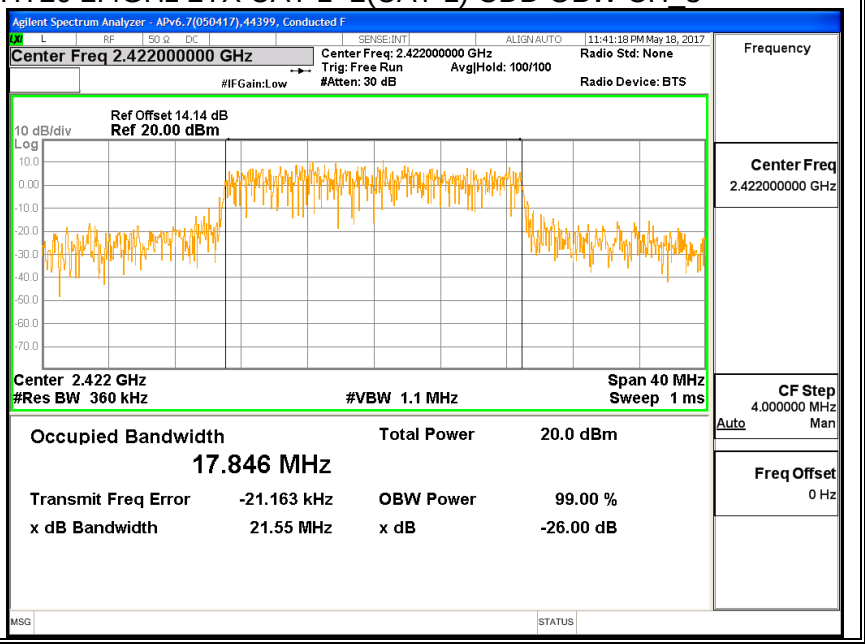

HT20 2.4GHz 2TX UAT 1+2(LAT 3) CDD OBW CH_3

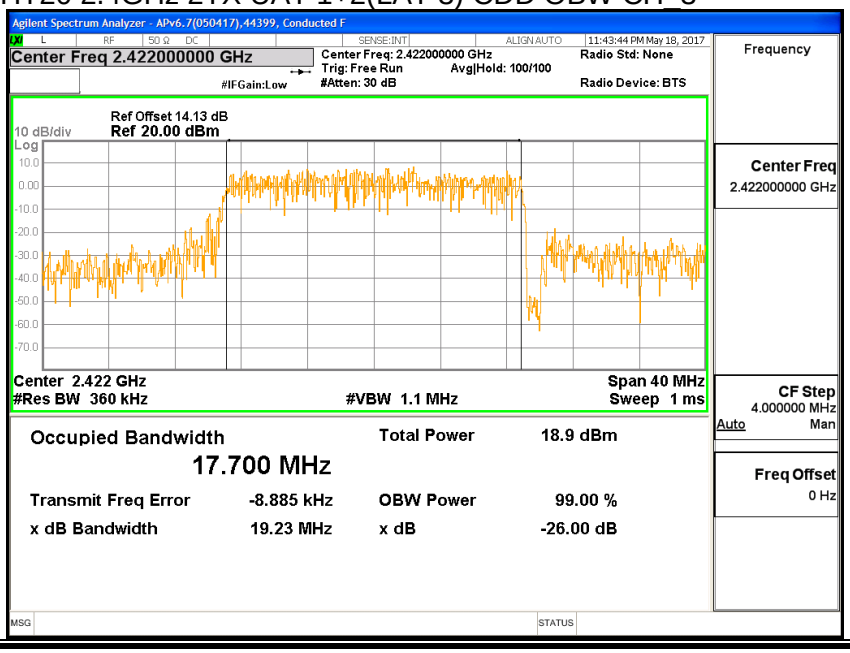

This report shall not be reproduced except in full, without the written approval of UL Verification Services Inc.