HIGH CHANNEL VERTICAL

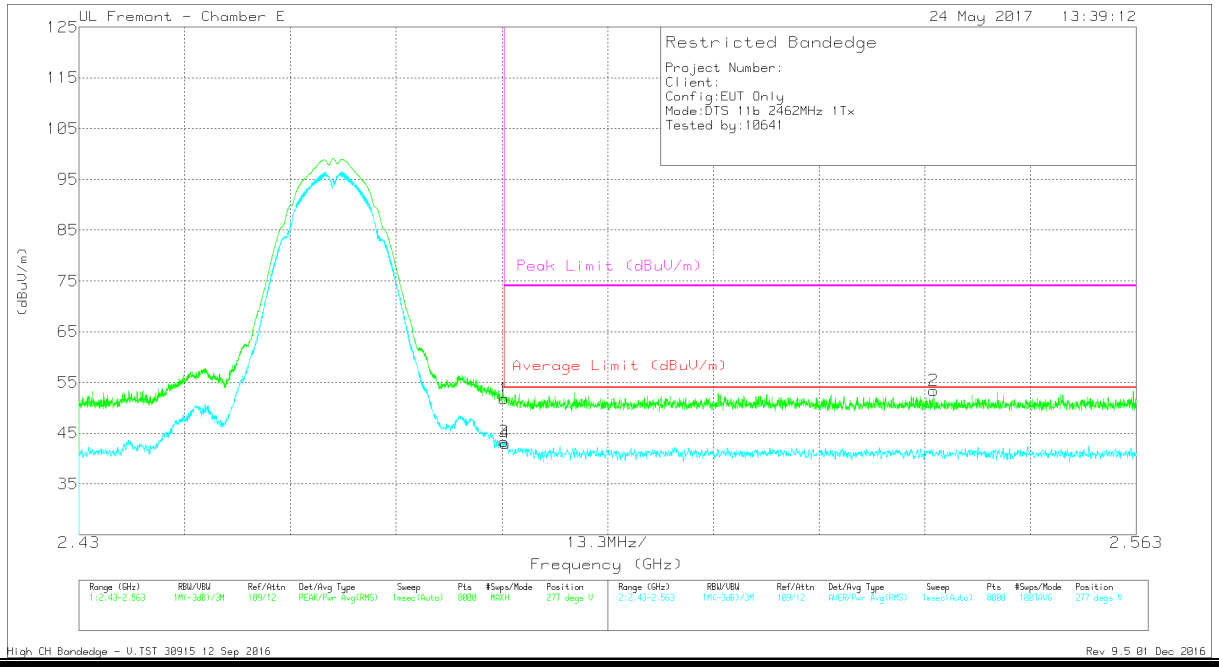

Marker	Frequency (GHz)	Meter Reading (dBuV)	Det	AF T136 (dB/m)	Amp/Cbl/Fltr/Pad (dB)	Corrected Reading (dBuV/m)	Average Limit (dBuV/m)	Margin (dB)	Peak Limit (dBuV/m)	PK Margin (dB)	Azimuth (Degs)	Height (cm)	Polarity
1	* 2.484	38.79	Pk	32.7	-19.7	51.79	-	-	74	-22.21	277	362	V
3	* 2.484	30.39	RMS	32.7	-19.7	43.39	54	-10.61	-	-	277	362	V
4	* 2.484	30.03	RMS	32.7	-19.7	43.03	54	-10.97	-	-	277	362	V
2	2.538	40.61	Pk	32.7	-19.9	53.41	-	-	74	-20.59	277	362	V

* - indicates frequency in CFR47 Pt 15 / IC RSS-Restricted Band
Pk - Peak detector
RMS - RMS detection

This report shall not be reproduced except in full, without the written approval of UL Verification Services Inc.

AUTHORIZED BANDEDGE (HIGH CHANNEL, CH 12)

HIGH CHANNEL HORIZONTAL

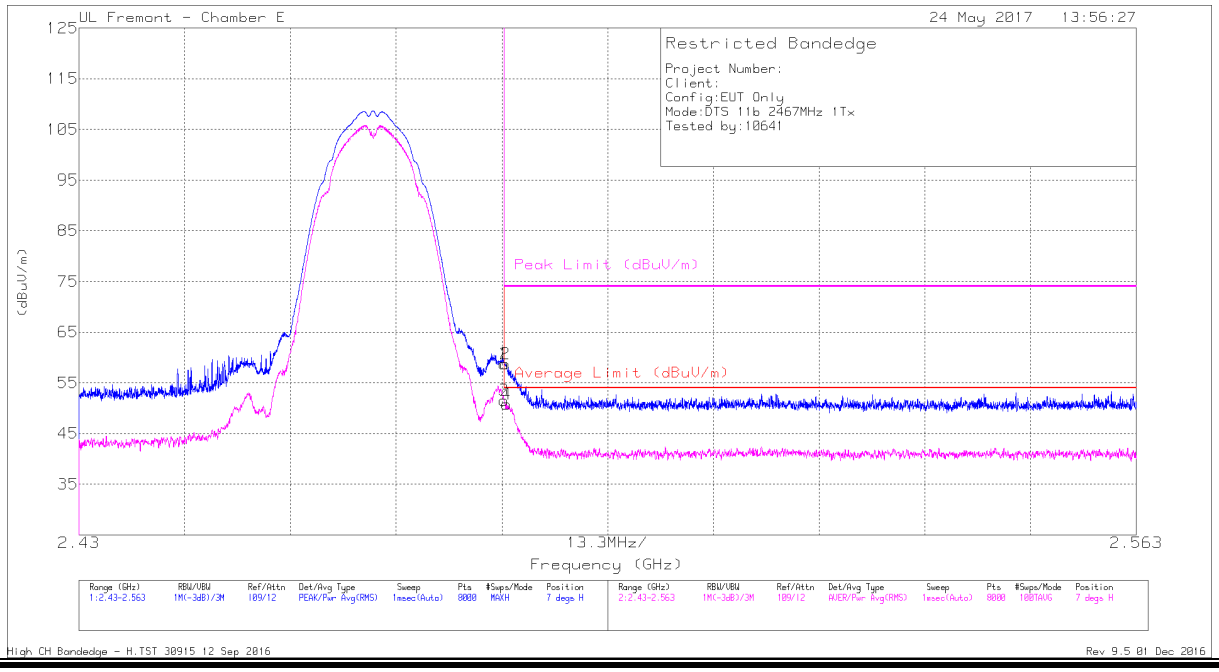

Marker	Frequency (GHz)	Meter Reading (dBuV)	Det	AF T136 (dB/m)	Amp/Cbl/Fltr/Pad (dB)	Corrected Reading (dBuV/m)	Average Limit (dBuV/m)	Margin (dB)	Peak Limit (dBuV/m)	PK Margin (dB)	Azimuth (Degs)	Height (cm)	Polarity
1	* 2.484	45.72	Pk	32.7	-19.7	58.72	-	-	74	-15.28	7	136	H
2	* 2.484	45.73	Pk	32.7	-19.7	58.73	-	-	74	-15.27	7	136	H
3	* 2.484	38.48	RMS	32.7	-19.7	51.48	54	-2.52	-	-	7	136	H
4	* 2.484	37.83	RMS	32.7	-19.7	50.83	54	-3.17	-	-	7	136	H

* - indicates frequency in CFR47 Pt 15 / IC RSS-Restricted Band
Pk - Peak detector
RMS - RMS detection

This report shall not be reproduced except in full, without the written approval of UL Verification Services Inc.

HIGH CHANNEL VERTICAL

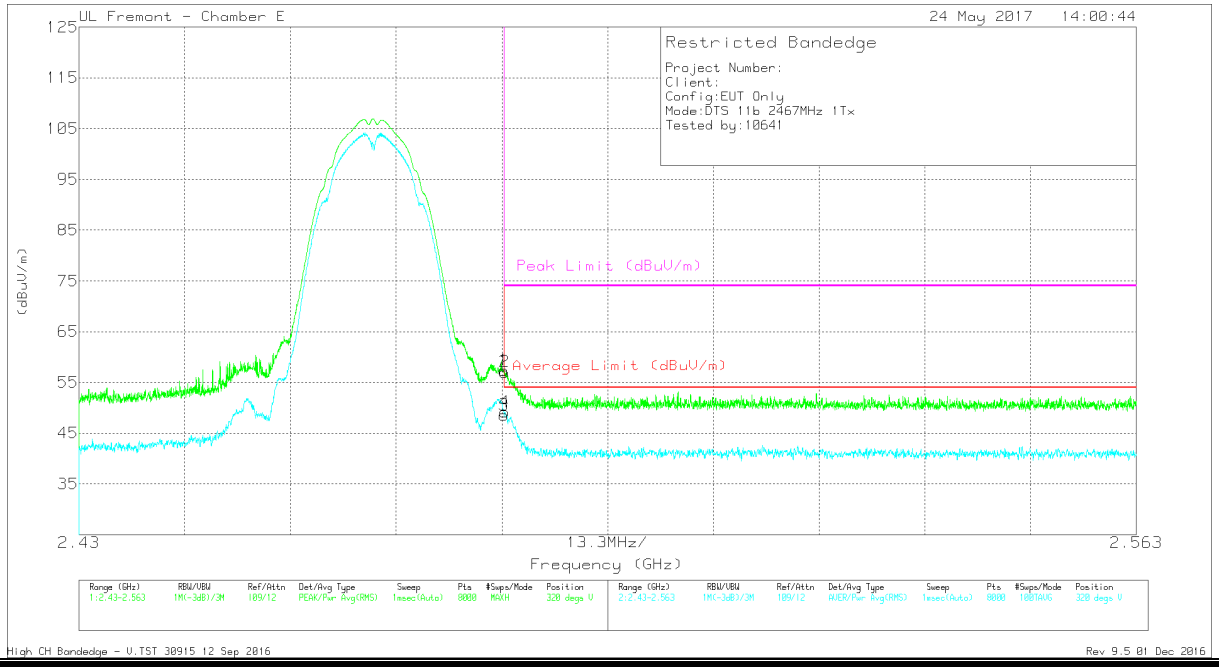

Marker	Frequency (GHz)	Meter Reading (dBuV)	Det	AF T136 (dB/m)	Amp/Cbl/Fltr/Pad (dB)	Corrected Reading (dBuV/m)	Average Limit (dBuV/m)	Margin (dB)	Peak Limit (dBuV/m)	PK Margin (dB)	Azimuth (Degs)	Height (cm)	Polarity
1	* 2.484	44.33	Pk	32.7	-19.7	57.33	-	-	74	-16.67	320	361	V
2	* 2.484	44.06	Pk	32.7	-19.7	57.06	-	-	74	-16.94	320	361	V
3	* 2.484	35.5	RMS	32.7	-19.7	48.5	54	-5.5	-	-	320	361	V
4	* 2.484	36.13	RMS	32.7	-19.7	49.13	54	-4.87	-	-	320	361	V

* - indicates frequency in CFR47 Pt 15 / IC RSS-Restricted Band
Pk - Peak detector
RMS - RMS detection

UL VERIFICATION SERVICES INC. FORM NO: CCSUP4701J
47173 BENICIA STREET, FREMONT, CA 94538, USA TEL: (510) 771-1000 FAX: (510) 661-0888
This report shall not be reproduced except in full, without the written approval of UL Verification Services Inc.

AUTHORIZED BANDEDGE (HIGH CHANNEL, CH 13)

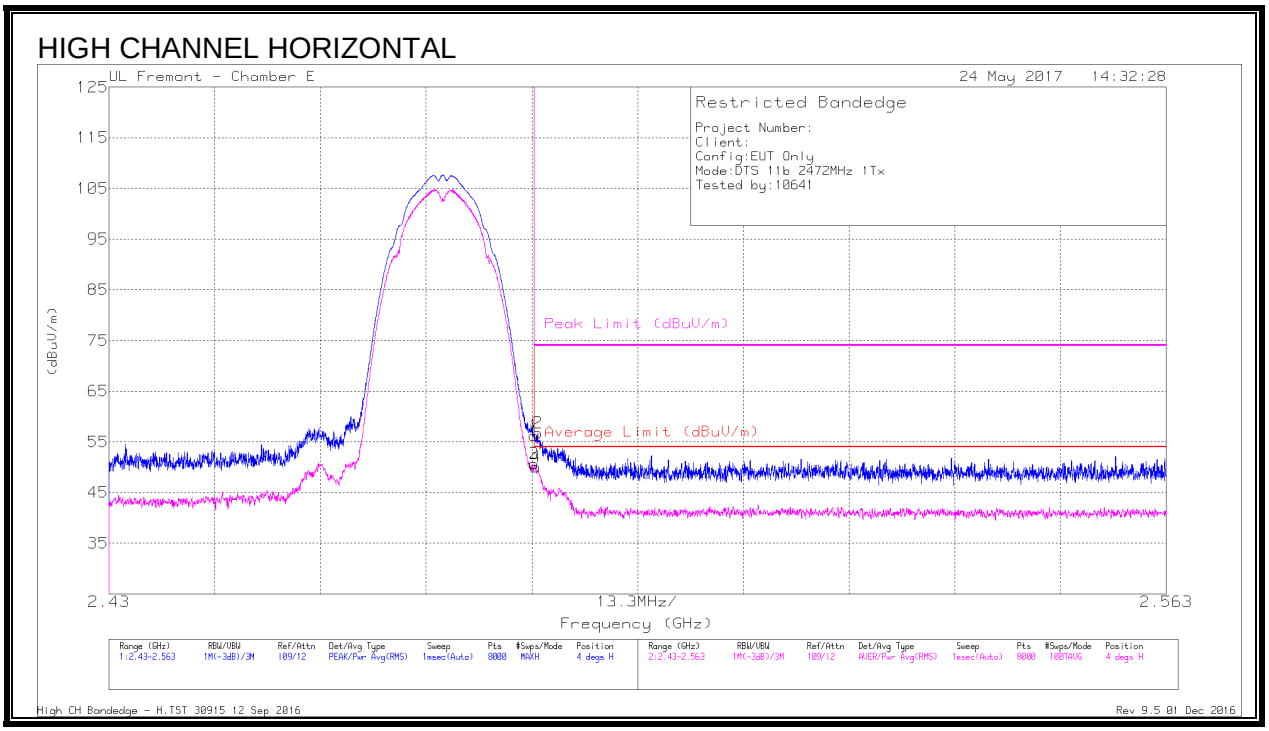

Marker	Frequency (GHz)	Meter Reading (dBuV)	Det	AF T136 (dB/m)	Amp/Cbl/Fltr/Pad (dB)	Corrected Reading (dBuV/m)	Average Limit (dBuV/m)	Margin (dB)	Peak Limit (dBuV/m)	PK Margin (dB)	Azimuth (Degs)	Height (cm)	Polarity
1	* 2.484	43.22	Pk	32.7	-19.7	56.22	-	-	74	-17.78	4	111	H
2	* 2.484	43.8	Pk	32.7	-19.7	56.8	-	-	74	-17.2	4	111	H
3	* 2.484	37.64	RMS	32.7	-19.7	50.64	54	-3.36	-	-	4	111	H
4	* 2.484	37.02	RMS	32.7	-19.7	50.02	54	-3.98	-	-	4	111	H

* - indicates frequency in CFR47 Pt 15 / IC RSS-Restricted Band
Pk - Peak detector
RMS - RMS detection

This report shall not be reproduced except in full, without the written approval of UL Verification Services Inc.

HIGH CHANNEL VERTICAL

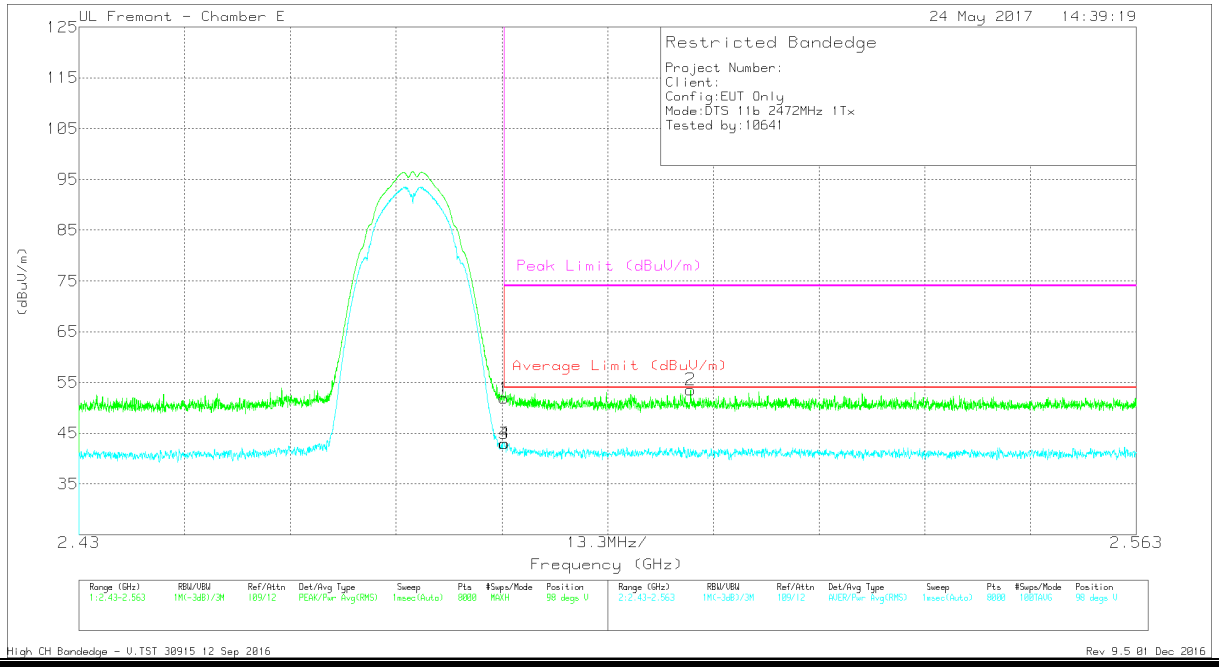

Marker	Frequency (GHz)	Meter Reading (dBuV)	Det	AF T136 (dB/m)	Amp/Cbl/Fltr/Pad (dB)	Corrected Reading (dBuV/m)	Average Limit (dBuV/m)	Margin (dB)	Peak Limit (dBuV/m)	PK Margin (dB)	Azimuth (Degs)	Height (cm)	Polarity
1	* 2.484	38.96	Pk	32.7	-19.7	51.96	-	-	74	-22.04	98	401	V
3	* 2.484	30	RMS	32.7	-19.7	43	54	-11	-	-	98	401	V
4	* 2.484	30.03	RMS	32.7	-19.7	43.03	54	-10.97	-	-	98	401	V
2	2.507	40.78	Pk	32.7	-19.9	53.58	-	-	74	-20.42	98	401	V

* - indicates frequency in CFR47 Pt 15 / IC RSS-Restricted Band
Pk - Peak detector
RMS - RMS detection

This report shall not be reproduced except in full, without the written approval of UL Verification Services Inc.

HARMONICS AND SPURIOUS EMISSIONS LOW CHANNEL, CH 1)

LOW CHANNEL HORIZONTAL

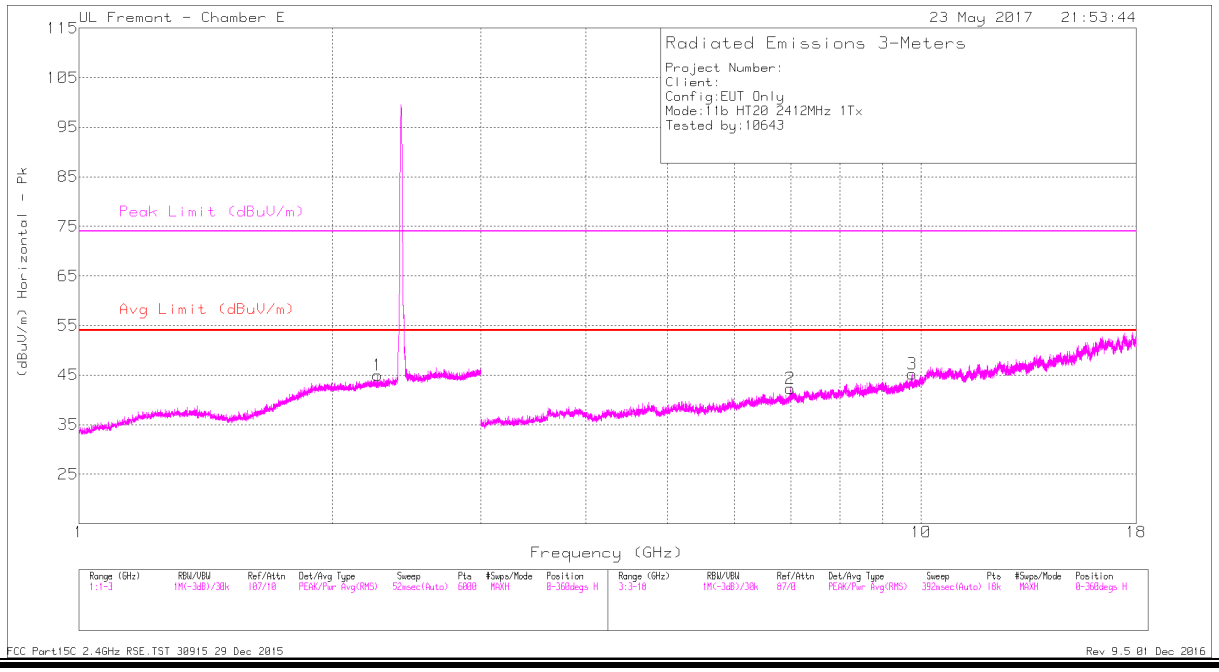

LOW CHANNEL VERTICAL

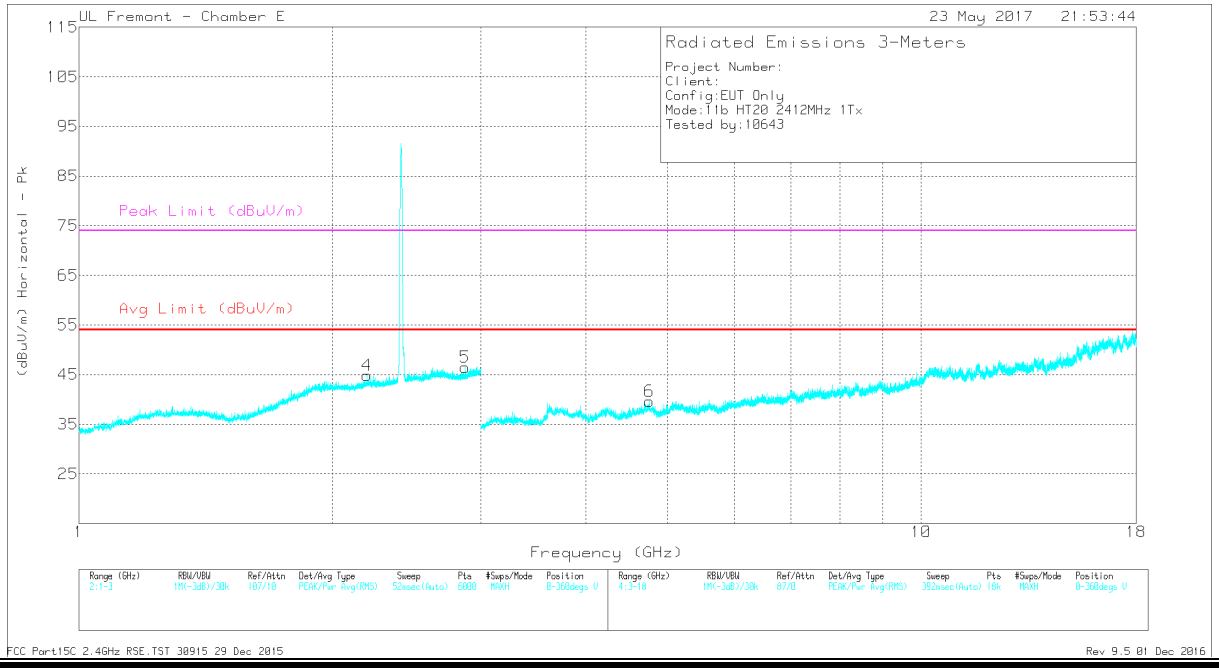

This report shall not be reproduced except in full, without the written approval of UL Verification Services Inc.

Marker	Frequency (GHz)	Meter Reading (dBuV)	Det	AF T136 (dB/m)	Amp/Cbl/Fltr/Pad (dB)	Corrected Reading (dBuV/m)	Avg Limit (dBuV/m)	Margin (dB)	Peak Limit (dBuV/m)	PK Margin (dB)	Azimuth (Degs)	Height (cm)	Polarity
1	* 2.264	38.04	PK2	32.1	-19.8	50.34	-	-	74	-23.66	252	209	H
	* 2.266	26.01	MAv1	32.1	-19.8	38.31	54	-15.69	-	-	252	209	H
5	* 2.871	39.44	PK2	32.7	-19.3	52.84	-	-	74	-21.16	107	244	V
	* 2.873	26.29	MAv1	32.7	-19.3	39.69	54	-14.31	-	-	107	244	V
6	* 4.752	40.92	PK2	34.8	-28.9	46.82	-	-	74	-27.18	136	334	V
	* 4.752	28.9	MAv1	34.8	-29	34.7	54	-19.3	-	-	136	334	V
4	2.195	37.89	PK2	32.1	-19.6	50.39	-	-	-	-	120	285	V
	2.197	26.04	MAv1	32.1	-19.6	38.54	-	-	-	-	120	285	V
2	6.985	27.57	MAv1	36.4	-27	36.97	-	-	-	-	219	198	H
	6.987	39.25	PK2	36.4	-26.9	48.75	-	-	-	-	219	198	H
3	9.749	25.79	MAv1	38.1	-24.5	39.39	-	-	-	-	295	288	H
	9.751	38.48	PK2	38.1	-24.5	52.08	-	-	-	-	295	288	H

* - indicates frequency in CFR47 Pt 15 / IC RSS-Restricted Band
PK2 - KDB558074 Method: Maximum Peak
MAv1 - KDB558074 Option 1 Maximum RMS Average

UL VERIFICATION SERVICES INC. FORM NO: CCSUP4701J
47173 BENICIA STREET, FREMONT, CA 94538, USA TEL: (510) 771-1000 FAX: (510) 661-0888
This report shall not be reproduced except in full, without the written approval of UL Verification Services Inc.

HARMONICS AND SPURIOUS EMISSIONS MID CHANNEL, CH 6)

MID CHANNEL HORIZONTAL

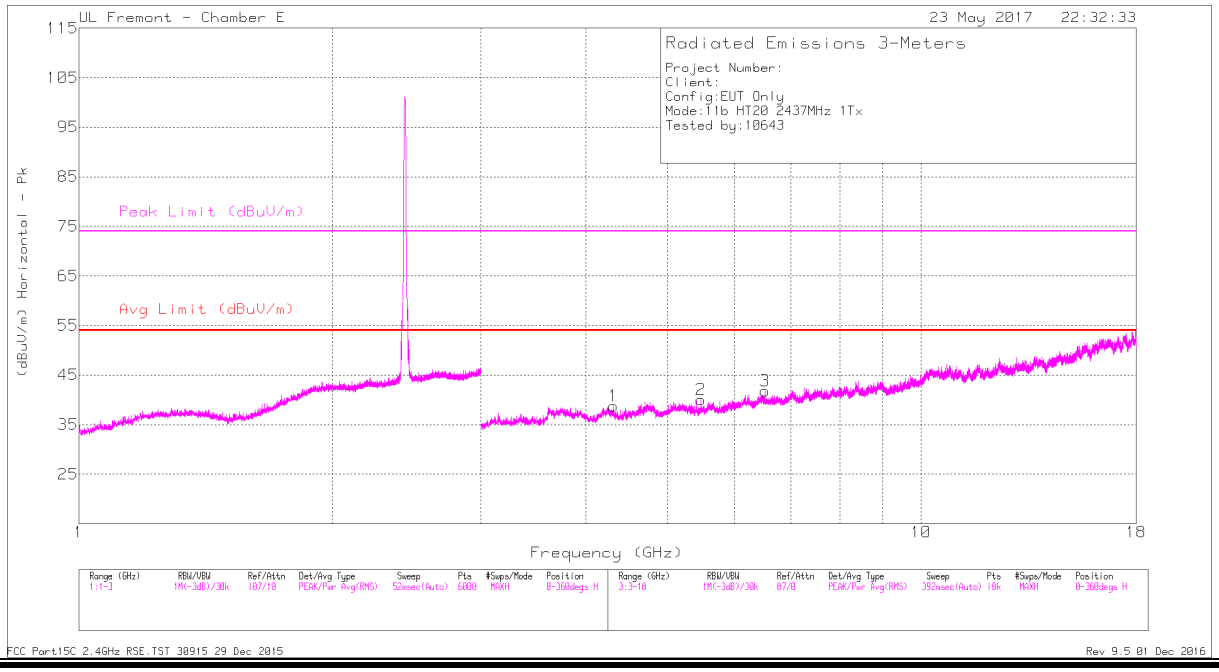

MID CHANNEL VERTICAL

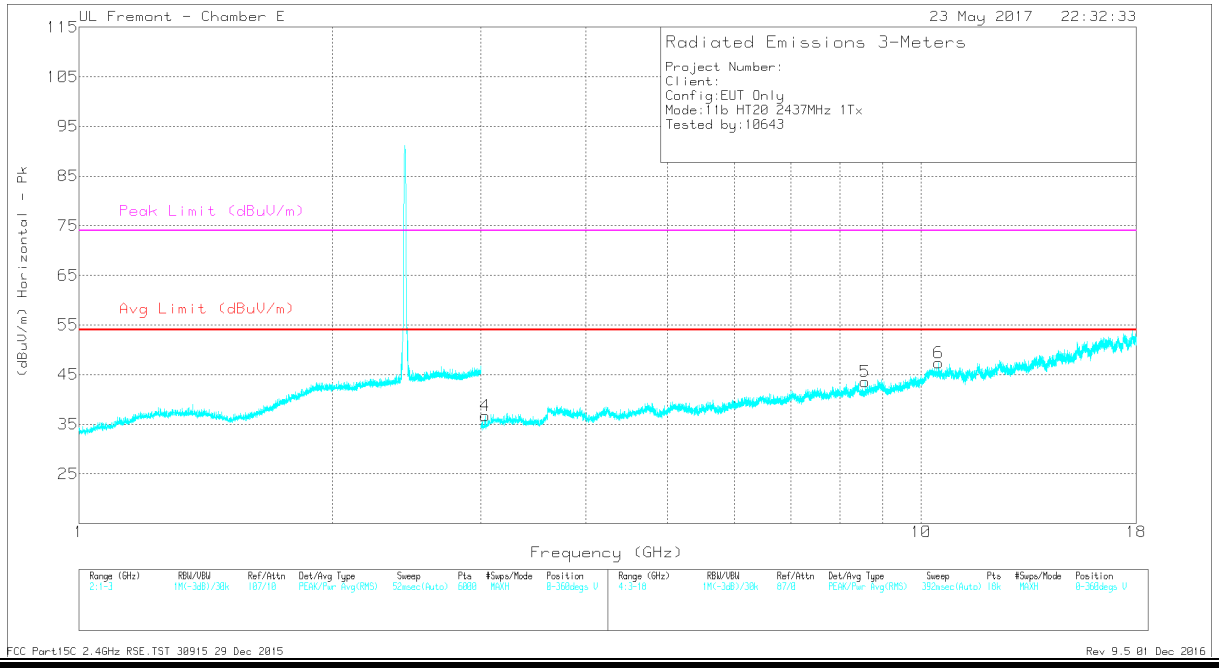

This report shall not be reproduced except in full, without the written approval of UL Verification Services Inc.

Marker	Frequency (GHz)	Meter Reading (dBuV)	Det	AF T136 (dB/m)	Amp/Cbl/Fltr/Pad (dB)	Corrected Reading (dBuV/m)	Avg Limit (dBuV/m)	Margin (dB)	Peak Limit (dBuV/m)	PK Margin (dB)	Azimuth (Degs)	Height (cm)	Polarity
1	* 4.312	41.94	PK2	34.2	-30	46.14	-	-	74	-27.86	120	312	H
	* 4.311	29.72	MAv1	34.2	-30	33.92	54	-20.08	-	-	120	312	H
4	3.037	41.66	PK2	32.7	-31.4	42.96	-	-	74	-21.04	351	388	V
	3.037	29.57	MAv1	32.7	-31.4	30.87	54	-23.13			351	388	V
2	5.476	40.76	PK2	35.2	-30.2	45.76			74	-28.24	130	348	H
	5.477	29.11	MAv1	35.2	-30.2	34.11	54	-19.89			130	348	H
3	6.523	28.16	MAv1	36.2	-28.1	36.26	54	-17.74			33	271	H
	6.524	40.09	PK2	36.2	-28.1	48.19			74	-25.81	33	271	H
5	8.573	38.74	PK2	37.4	-26.6	49.54			74	-24.46	124	293	V
	8.575	26.62	MAv1	37.4	-26.6	37.42	54	16.58			124	293	V
6	10.485	25.4	MAv1	39.8	-24.1	41.1	54	-12.90			183	304	V
	10.487	37.45	PK2	39.8	-24.1	53.15			74	-20.85	183	304	V

* - indicates frequency in CFR47 Pt 15 / IC RSS-Restricted Band
PK2 - KDB558074 Method: Maximum Peak
MAv1 - KDB558074 Option 1 Maximum RMS Average

This report shall not be reproduced except in full, without the written approval of UL Verification Services Inc.

HARMONICS AND SPURIOUS EMISSIONS HIGH CHANNEL, CH 13)

HIGH CHANNEL HORIZONTAL

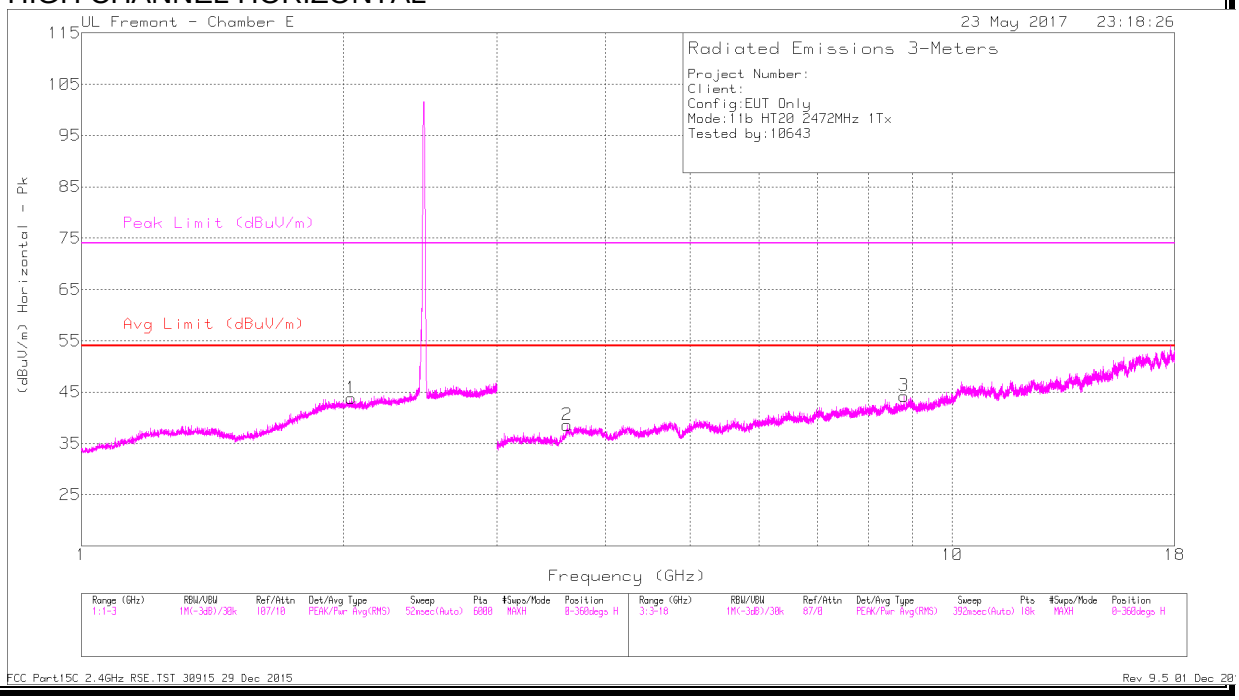

HIGH CHANNEL VERTICAL

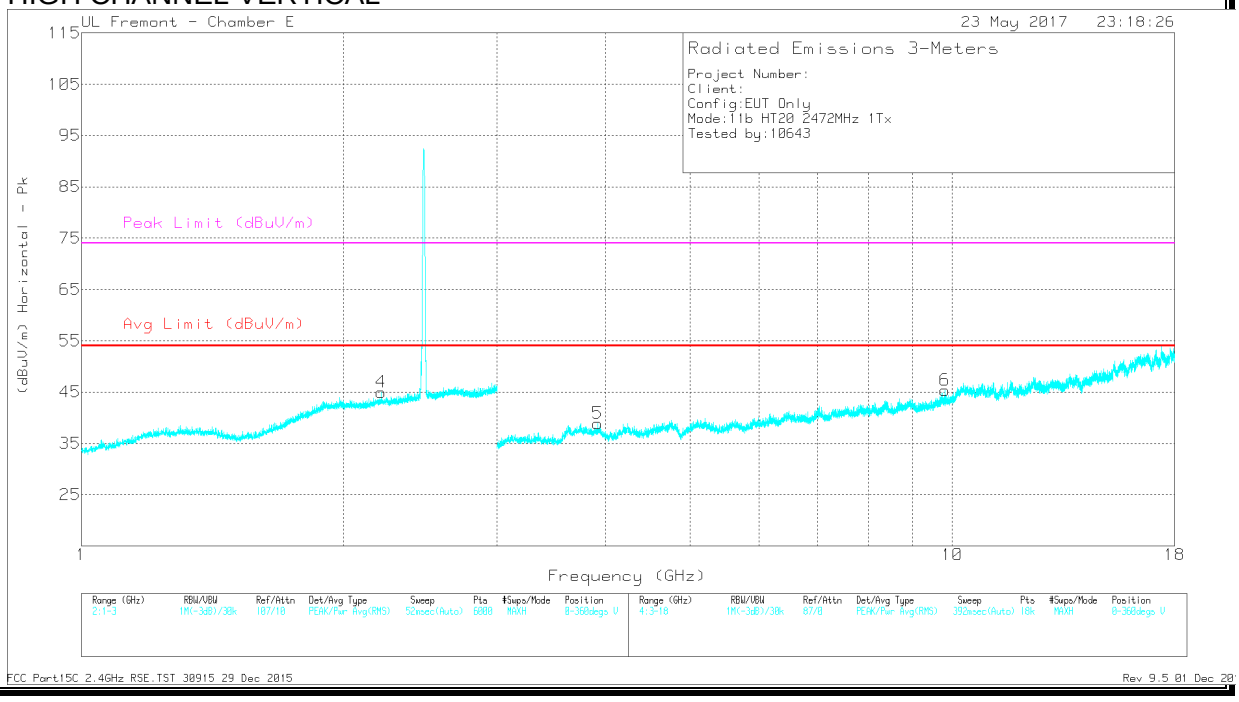

This report shall not be reproduced except in full, without the written approval of UL Verification Services Inc.

Marker	Frequency (GHz)	Meter Reading (dBuV)	Det	AF T136 (dB/m)	Amp/Cbl/Fltr/Pad (dB)	Corrected Reading (dBuV/m)	Avg Limit (dBuV/m)	Margin (dB)	Peak Limit (dBuV/m)	PK Margin (dB)	Azimuth (Degs)	Height (cm)	Polarity
4	* 2.21	38.18	PK2	32.1	-19.6	50.68	-	-	74	-23.32	162	184	V
	* 2.21	26.1	MAv1	32.1	-19.6	38.6	54	-15.4	-	-	162	184	V
2	* 3.615	40.83	PK2	34	-30.6	44.23	-	-	74	-29.77	291	232	H
	* 3.613	29.39	MAv1	34	-30.6	32.79	54	-21.21	-	-	291	232	H
5	* 3.917	41.28	PK2	34.3	-29.9	45.68	-	-	74	-28.32	29	163	V
	* 3.916	29.69	MAv1	34.3	-29.9	34.09	54	-19.91	-	-	29	163	V
1	2.043	38.24	PK2	32.2	-20.2	50.24			74	-23.76	93	206	H
	2.043	25.71	MAv1	32.2	-20.2	37.71	54	-16.29			93	206	H
3	8.797	38.38	PK2	37.7	-26.6	49.48			74	-24.52	95	305	H
	8.8	27.09	MAv1	37.7	-26.7	38.09	54	-15.91			95	305	H
6	9.814	25.54	MAv1	38.2	-24.7	39.04	54	-14.96			75	353	V
	9.817	37.2	PK2	38.2	-24.6	50.8			74	-23.2	75	353	V

* - indicates frequency in CFR47 Pt 15 / IC RSS-Restricted Band
PK2 - KDB558074 Method: Maximum Peak
MAv1 - KDB558074 Option 1 Maximum RMS Average

This report shall not be reproduced except in full, without the written approval of UL Verification Services Inc.

9.2.2. 11b LAT 3 SISO MODE IN THE 2.4GHz BAND

AUTHORIZED BANDEDGE (LOW CHANNEL, CH 1)

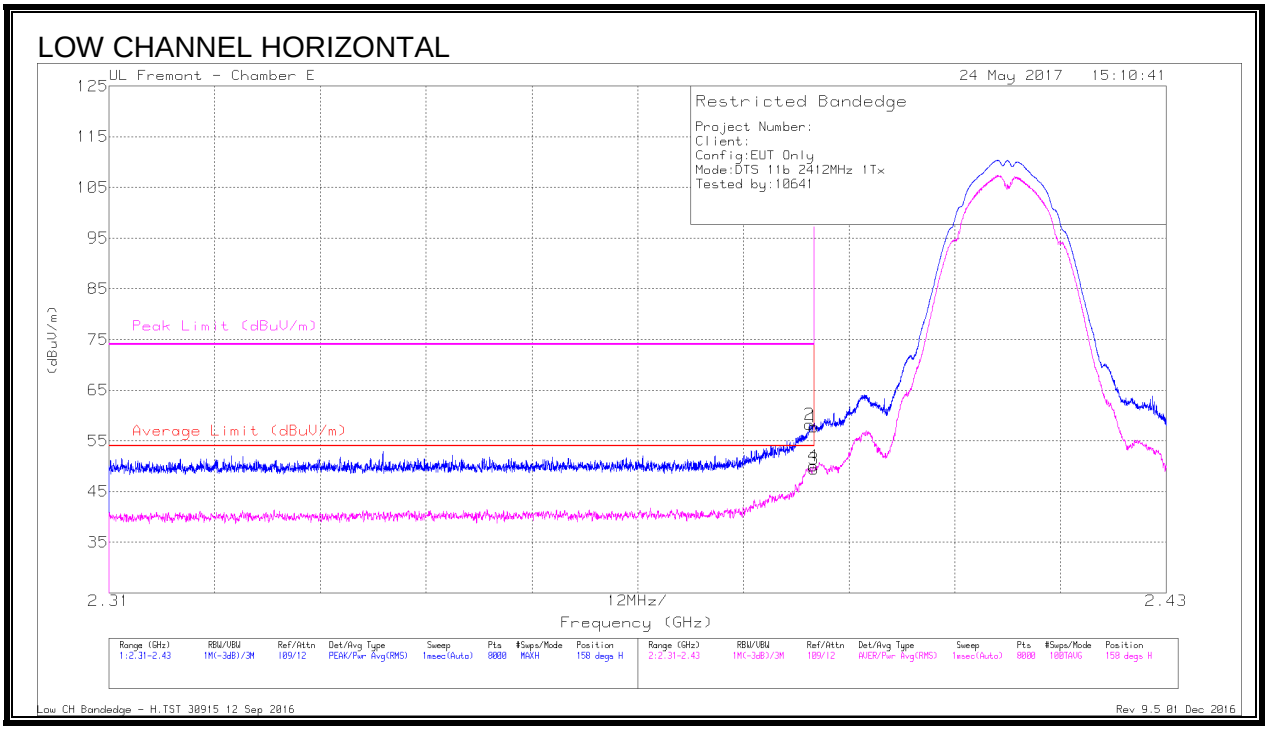

Marker	Frequency (GHz)	Meter Reading (dBuV)	Det	AF T136 (dB/m)	Amp/Cbl/Fltr/Pad (dB)	Corrected Reading (dBuV/m)	Average Limit (dBuV/m)	Margin (dB)	Peak Limit (dBuV/m)	PK Margin (dB)	Azimuth (Degs)	Height (cm)	Polarity
1	* 2.39	45.28	Pk	32.2	-19.7	57.78	-	-	74	-16.22	158	115	H
2	* 2.39	45.78	Pk	32.2	-19.7	58.28	-	-	74	-15.72	158	115	H
3	* 2.39	36.97	RMS	32.2	-19.7	49.47	54	-4.53	-	-	158	115	H
4	* 2.39	37.54	RMS	32.2	-19.7	50.04	54	-3.96	-	-	158	115	H

* - indicates frequency in CFR47 Pt 15 / IC RSS-Restricted Band
Pk - Peak detector
RMS - RMS detection

This report shall not be reproduced except in full, without the written approval of UL Verification Services Inc.

LOW CHANNEL VERTICAL

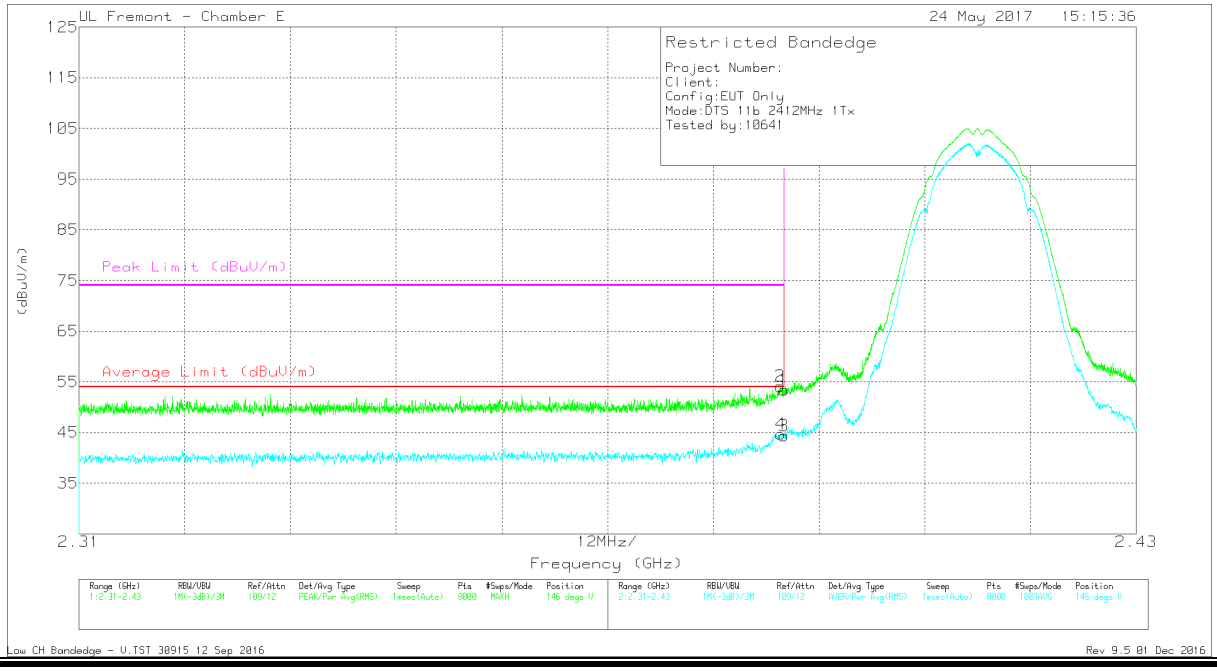

Marker	Frequency (GHz)	Meter Reading (dBuV)	Det	AF T136 (dB/m)	Amp/Cbl/Fltr/Pad (dB)	Corrected Reading (dBuV/m)	Average Limit (dBuV/m)	Margin (dB)	Peak Limit (dBuV/m)	PK Margin (dB)	Azimuth (Degs)	Height (cm)	Polarity
1	* 2.39	40.91	Pk	32.2	-19.7	53.41	-	-	74	-20.59	146	376	V
2	* 2.39	41.6	Pk	32.2	-19.7	54.1	-	-	74	-19.9	146	376	V
3	* 2.39	31.84	RMS	32.2	-19.7	44.34	54	-9.66	-	-	146	376	V
4	* 2.39	32.22	RMS	32.2	-19.7	44.72	54	-9.28	-	-	146	376	V

* - indicates frequency in CFR47 Pt 15 / IC RSS-Restricted Band
Pk - Peak detector
RMS - RMS detection

This report shall not be reproduced except in full, without the written approval of UL Verification Services Inc.

AUTHORIZED BANDEDGE (LOW CHANNEL, CH 2)

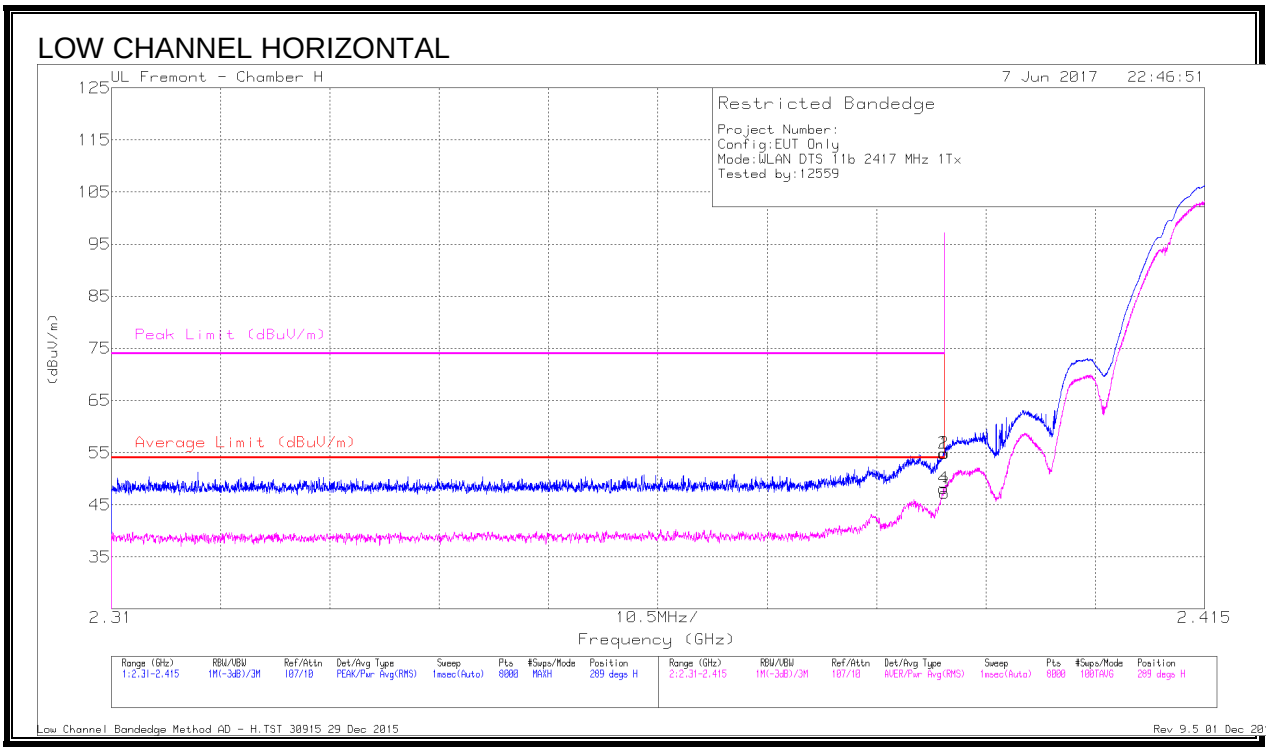

Marker	Frequency (GHz)	Meter Reading (dBuV)	Det	AF T344 (dB/m)	Amp/Cbl/Fltr/Pad (dB)	Corrected Reading (dBuV/m)	Average Limit (dBuV/m)	Margin (dB)	Peak Limit (dBuV/m)	PK Margin (dB)	Azimuth (Degs)	Height (cm)	Polarity
1	* 2.39	50.65	Pk	32.3	-28.1	54.85	-	-	74	-19.15	289	138	H
2	* 2.39	50.66	Pk	32.3	-28.1	54.86	-	-	74	-19.14	289	138	H
3	* 2.39	43.09	RMS	32.3	-28.1	47.29	54	-6.71	-	-	289	138	H
4	* 2.39	43.9	RMS	32.3	-28.1	48.1	54	-5.90	-	-	289	138	H

* - indicates frequency in CFR47 Pt 15 / IC RSS-Restricted Band
Pk - Peak detector
RMS - RMS detection

This report shall not be reproduced except in full, without the written approval of UL Verification Services Inc.

LOW CHANNEL VERTICAL

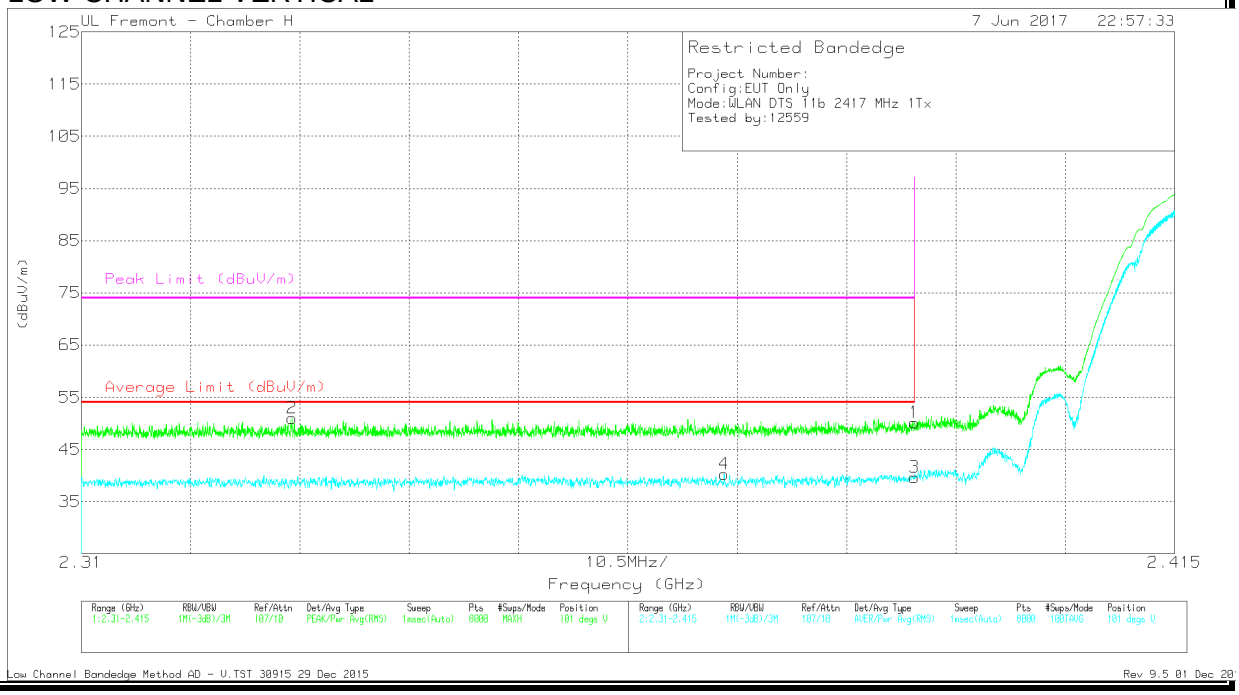

Marker	Frequency (GHz)	Meter Reading (dBuV)	Det	AF T344 (dB/m)	Amp/Cbl/Fltr/Pad (dB)	Corrected Reading (dBuV/m)	Average Limit (dBuV/m)	Margin (dB)	Peak Limit (dBuV/m)	PK Margin (dB)	Azimuth (Degs)	Height (cm)	Polarity
2	* 2.33	47.17	Pk	32	-28.1	51.07	-	-	74	-22.93	101	224	V
4	* 2.372	36.16	RMS	32.2	-28.1	40.26	54	-13.74	-	-	101	224	V
1	* 2.39	45.98	Pk	32.3	-28.1	50.18	-	-	74	-23.82	101	224	V
3	* 2.39	35.49	RMS	32.3	-28.1	39.69	54	-14.31	-	-	101	224	V

* - indicates frequency in CFR47 Pt 15 / IC RSS-Restricted Band
Pk - Peak detector
RMS - RMS detection
Low Channel Bandedge Method AD - V.TST 30915

This report shall not be reproduced except in full, without the written approval of UL Verification Services Inc.

AUTHORIZED BANDEDGE (HIGH CHANNEL, CH 10)

HIGH CHANNEL HORIZONTAL

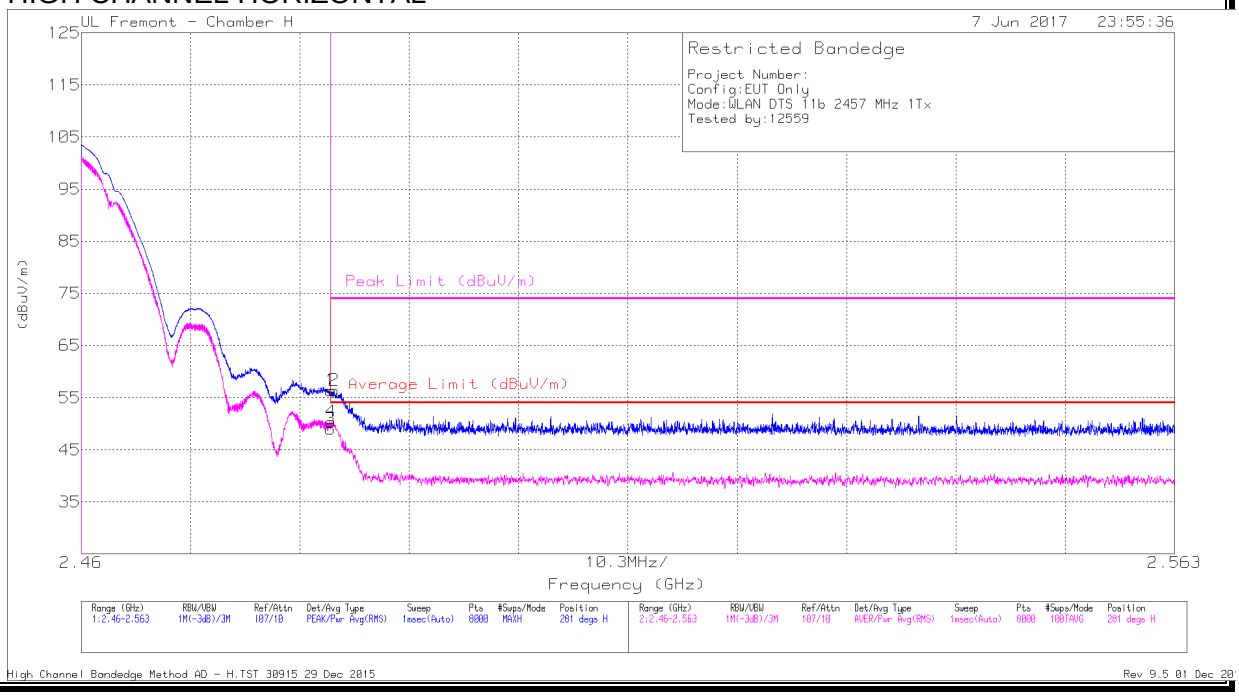

Marker	Frequency (GHz)	Meter Reading (dBuV)	Det	AF T344 (dB/m)	Amp/Cbl/Fltr/Pad (dB)	Corrected Reading (dBuV/m)	Average Limit (dBuV/m)	Margin (dB)	Peak Limit (dBuV/m)	PK Margin (dB)	Azimuth (Degs)	Height (cm)	Polarity
1	* 2.484	52.21	Pk	32.4	-28.2	56.41	-	-	74	-17.59	281	140	H
2	* 2.484	52.21	Pk	32.4	-28.2	56.41	-	-	74	-17.59	281	140	H
3	* 2.484	44.84	RMS	32.4	-28.2	49.04	54	-4.96	-	-	281	140	H
4	* 2.484	46.24	RMS	32.4	-28.2	50.44	54	-3.56	-	-	281	140	H

* - indicates frequency in CFR47 Pt 15 / IC RSS-Restricted Band
Pk - Peak detector
RMS - RMS detection

This report shall not be reproduced except in full, without the written approval of UL Verification Services Inc.

HIGH CHANNEL VERTICAL

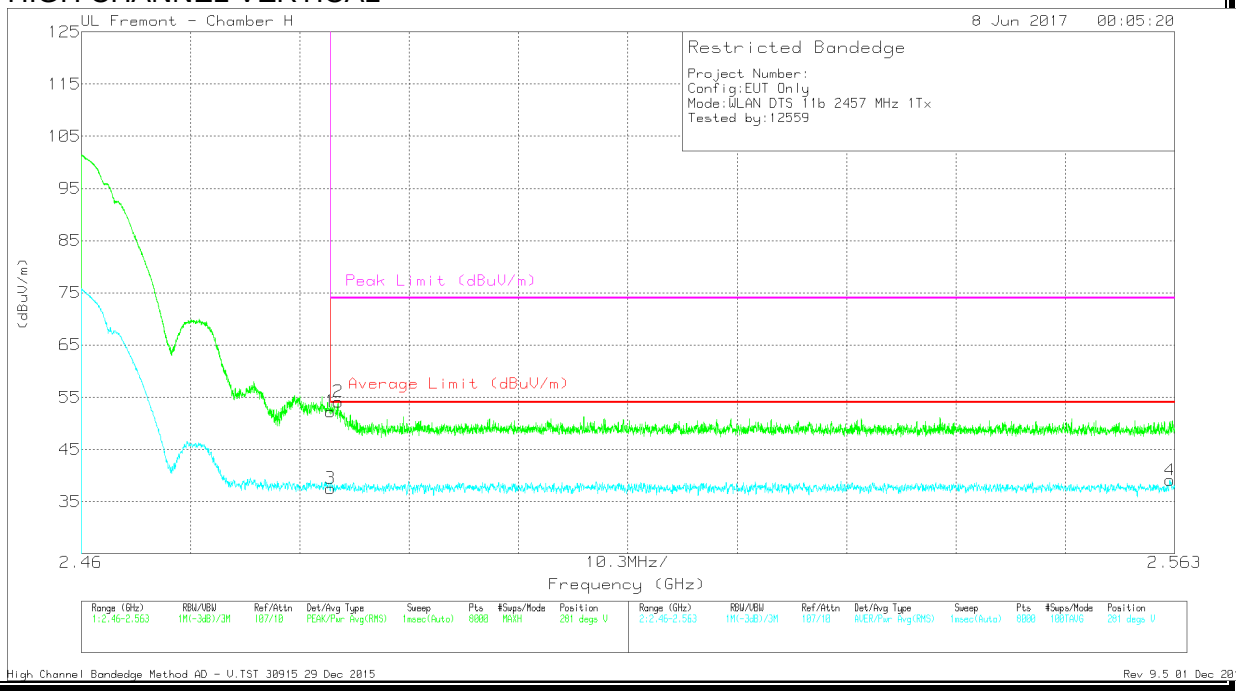

Marker	Frequency (GHz)	Meter Reading (dBuV)	Det	AF T344 (dB/m)	Amp/Cbl/Fltr/Pad (dB)	Corrected Reading (dBuV/m)	Average Limit (dBuV/m)	Margin (dB)	Peak Limit (dBuV/m)	PK Margin (dB)	Azimuth (Degs)	Height (cm)	Polarity
1	* 2.484	48.04	Pk	32.4	-28.2	52.24	-	-	74	-21.76	281	140	V
2	* 2.484	49.95	Pk	32.4	-28.2	54.15	-	-	74	-19.85	281	140	V
3	* 2.484	33.38	RMS	32.4	-28.2	37.58	54	-16.42	-	-	281	140	V
4	2.563	35	RMS	32.3	-28.2	39.1	54	-14.9	-	-	281	140	V

* - indicates frequency in CFR47 Pt 15 / IC RSS-Restricted Band
Pk - Peak detector
RMS - RMS detection

This report shall not be reproduced except in full, without the written approval of UL Verification Services Inc.

AUTHORIZED BANDEDGE (HIGH CHANNEL, CH 11)

HIGH CHANNEL HORIZONTAL

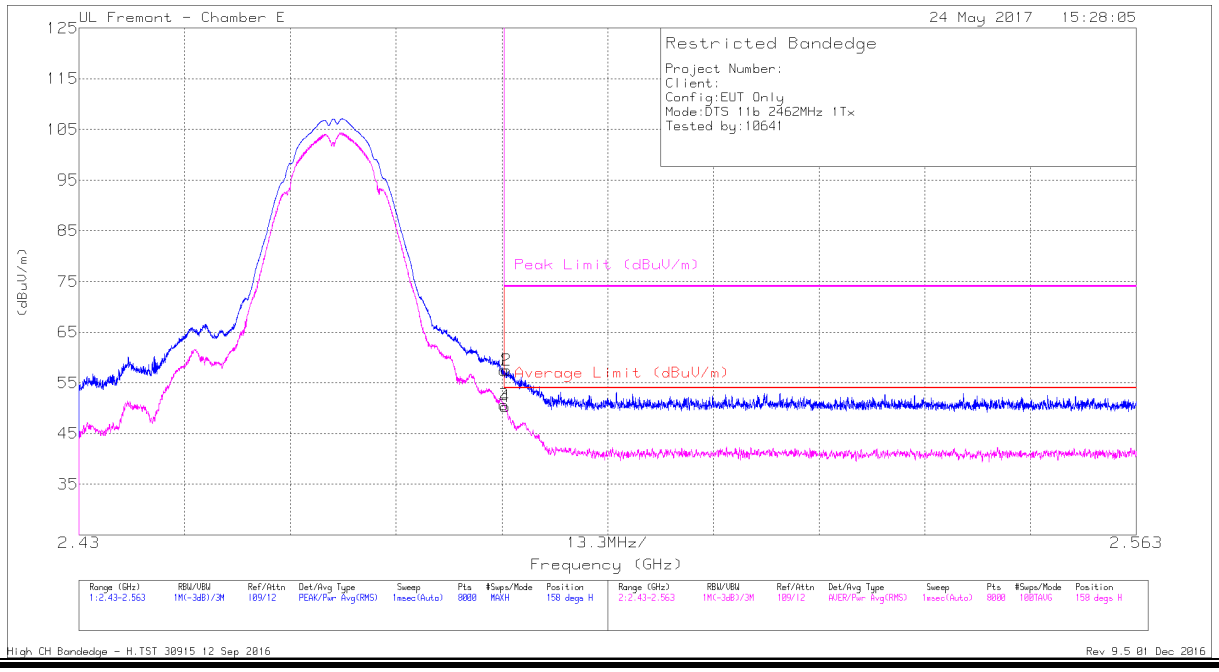

Marker	Frequency (GHz)	Meter Reading (dBuV)	Det	AF T136 (dB/m)	Amp/Cbl/Fltr/Pad (dB)	Corrected Reading (dBuV/m)	Average Limit (dBuV/m)	Margin (dB)	Peak Limit (dBuV/m)	PK Margin (dB)	Azimuth (Degs)	Height (cm)	Polarity
1	* 2.484	44.44	Pk	32.7	-19.7	57.44	-	-	74	-16.56	158	109	H
2	* 2.484	44.5	Pk	32.7	-19.7	57.5	-	-	74	-16.5	158	109	H
3	* 2.484	37.61	RMS	32.7	-19.7	50.61	54	-3.39	-	-	158	109	H
4	* 2.484	37.35	RMS	32.7	-19.7	50.35	54	-3.65	-	-	158	109	H

* - indicates frequency in CFR47 Pt 15 / IC RSS-Restricted Band
Pk - Peak detector
RMS - RMS detection
High CH Bandedge - H.TST 30915

This report shall not be reproduced except in full, without the written approval of UL Verification Services Inc.

HIGH CHANNEL VERTICAL

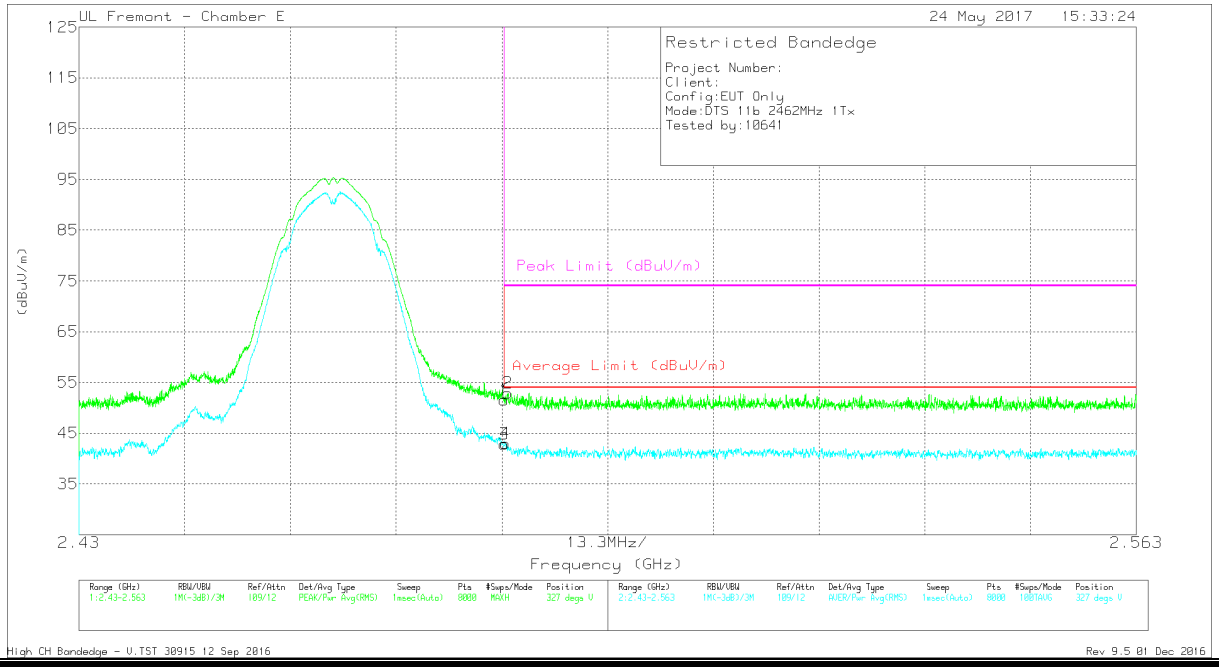

Marker	Frequency (GHz)	Meter Reading (dBuV)	Det	AF T136 (dB/m)	Amp/Cbl/Fltr/Pad (dB)	Corrected Reading (dBuV/m)	Average Limit (dBuV/m)	Margin (dB)	Peak Limit (dBuV/m)	PK Margin (dB)	Azimuth (Degs)	Height (cm)	Polarity
1	* 2.484	38.53	Pk	32.7	-19.7	51.53	-	-	74	-22.47	327	173	V
2	* 2.484	39.9	Pk	32.7	-19.7	52.9	-	-	74	-21.1	327	173	V
3	* 2.484	29.8	RMS	32.7	-19.7	42.8	54	-11.2	-	-	327	173	V
4	* 2.484	30.01	RMS	32.7	-19.7	43.01	54	-10.99	-	-	327	173	V

* - indicates frequency in CFR47 Pt 15 / IC RSS-Restricted Band
Pk - Peak detector
RMS - RMS detection
High CH Bandedge - V.TST 30915

This report shall not be reproduced except in full, without the written approval of UL Verification Services Inc.

AUTHORIZED BANDEDGE (HIGH CHANNEL, CH 12)

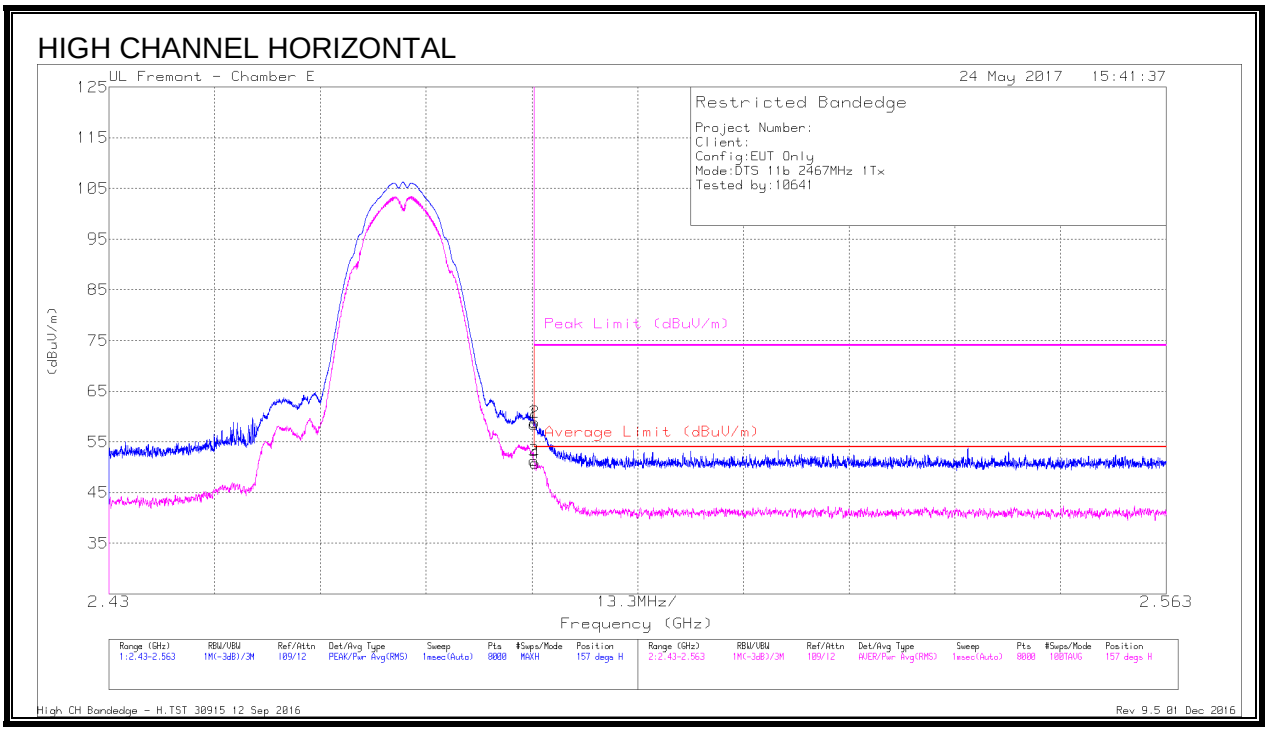

Marker	Frequency (GHz)	Meter Reading (dBuV)	Det	AF T136 (dB/m)	Amp/Cbl/Fltr/Pad (dB)	Corrected Reading (dBuV/m)	Average Limit (dBuV/m)	Margin (dB)	Peak Limit (dBuV/m)	PK Margin (dB)	Azimuth (Degs)	Height (cm)	Polarity
1	* 2.484	45.48	Pk	32.7	-19.7	58.48	-	-	74	-15.52	157	156	H
2	* 2.484	45.88	Pk	32.7	-19.7	58.88	-	-	74	-15.12	157	156	H
3	* 2.484	38.3	RMS	32.7	-19.7	51.3	54	-2.7	-	-	157	156	H
4	* 2.484	37.75	RMS	32.7	-19.7	50.75	54	-3.25	-	-	157	156	H

* - indicates frequency in CFR47 Pt 15 / IC RSS-Restricted Band
Pk - Peak detector
RMS - RMS detection

This report shall not be reproduced except in full, without the written approval of UL Verification Services Inc.

HIGH CHANNEL VERTICAL

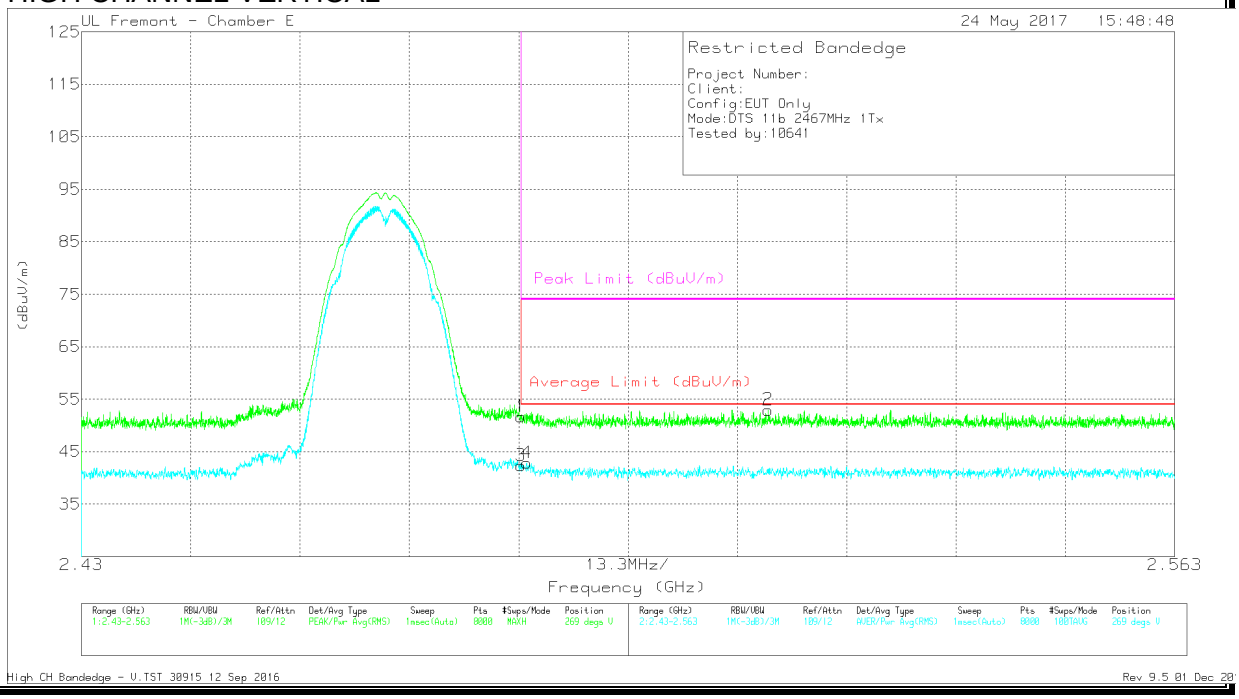

Marker	Frequency (GHz)	Meter Reading (dBuV)	Det	AF T136 (dB/m)	Amp/Cbl/Fltr/Pad (dB)	Corrected Reading (dBuV/m)	Average Limit (dBuV/m)	Margin (dB)	Peak Limit (dBuV/m)	PK Margin (dB)	Azimuth (Degs)	Height (cm)	Polarity
1	* 2.484	38.67	Pk	32.7	-19.7	51.67	-	-	74	-22.33	269	208	V
3	* 2.484	29.39	RMS	32.7	-19.7	42.39	54	-11.61	-	-	269	208	V
4	* 2.484	29.82	RMS	32.7	-19.7	42.82	54	-11.18	-	-	269	208	V
2	2.514	40.06	Pk	32.7	-19.8	52.96	-	-	74	-21.04	269	208	V

* - indicates frequency in CFR47 Pt 15 / IC RSS-Restricted Band
Pk - Peak detector
RMS - RMS detection

This report shall not be reproduced except in full, without the written approval of UL Verification Services Inc.

AUTHORIZED BANDEDGE (HIGH CHANNEL, CH 13)

HIGH CHANNEL HORIZONTAL

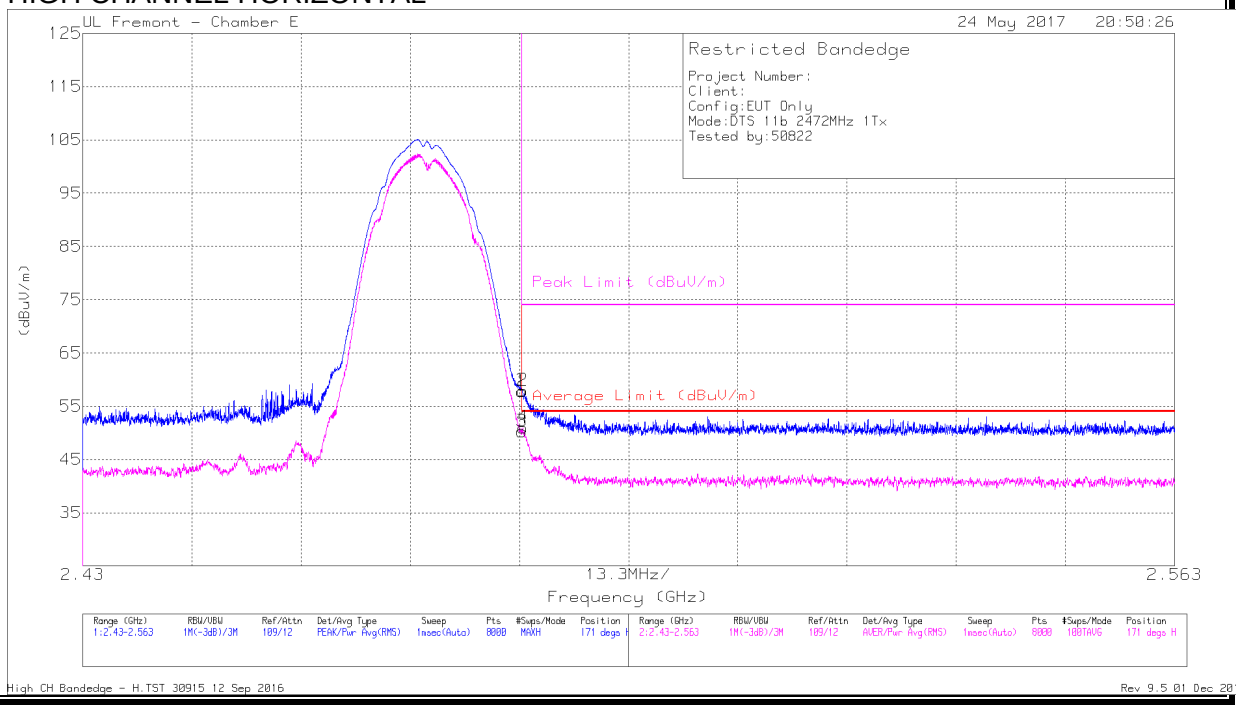

Marker	Frequency (GHz)	Meter Reading (dBuV)	Det	AF T136 (dB/m)	Amp/Cbl/Fltr/Pad (dB)	Corrected Reading (dBuV/m)	Average Limit (dBuV/m)	Margin (dB)	Peak Limit (dBuV/m)	PK Margin (dB)	Azimuth (Degs)	Height (cm)	Polarity
1	* 2.484	44.79	Pk	32.7	-19.7	57.79	-	-	74	-16.21	171	185	H
2	* 2.484	44.93	Pk	32.7	-19.7	57.93	-	-	74	-16.07	171	185	H
3	* 2.484	37.29	RMS	32.7	-19.7	50.29	54	-3.71	-	-	171	185	H
4	* 2.484	37.98	RMS	32.7	-19.7	50.98	54	-3.02	-	-	171	185	H

* - indicates frequency in CFR47 Pt 15 / IC RSS-Restricted Band
Pk - Peak detector
RMS - RMS detection

This report shall not be reproduced except in full, without the written approval of UL Verification Services Inc.

HIGH CHANNEL VERTICAL

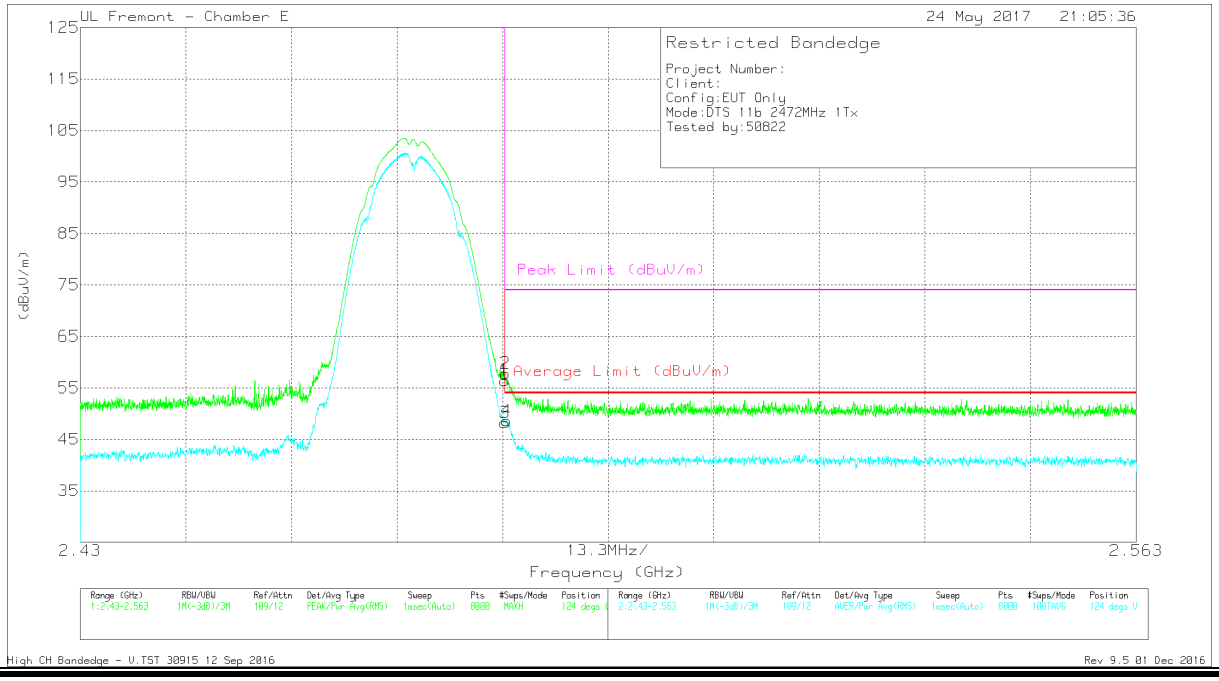

Marker	Frequency (GHz)	Meter Reading (dBuV)	Det	AF T136 (dB/m)	Amp/Cbl/Fltr/Pad (dB)	Corrected Reading (dBuV/m)	Average Limit (dBuV/m)	Margin (dB)	Peak Limit (dBuV/m)	PK Margin (dB)	Azimuth (Degs)	Height (cm)	Polarity
1	* 2.484	43.45	Pk	32.7	-19.7	56.45	-	-	74	-17.55	124	350	V
2	* 2.484	44.8	Pk	32.7	-19.7	57.8	-	-	74	-16.2	124	350	V
3	* 2.484	35.26	RMS	32.7	-19.7	48.26	54	-5.74	-	-	124	350	V
4	* 2.484	35.61	RMS	32.7	-19.7	48.61	54	-5.39	-	-	124	350	V

* - indicates frequency in CFR47 Pt 15 / IC RSS-Restricted Band
Pk - Peak detector
RMS - RMS detection

This report shall not be reproduced except in full, without the written approval of UL Verification Services Inc.

HARMONICS AND SPURIOUS EMISSIONS LOW CHANNEL, CH 1)

LOW CHANNEL HORIZONTAL

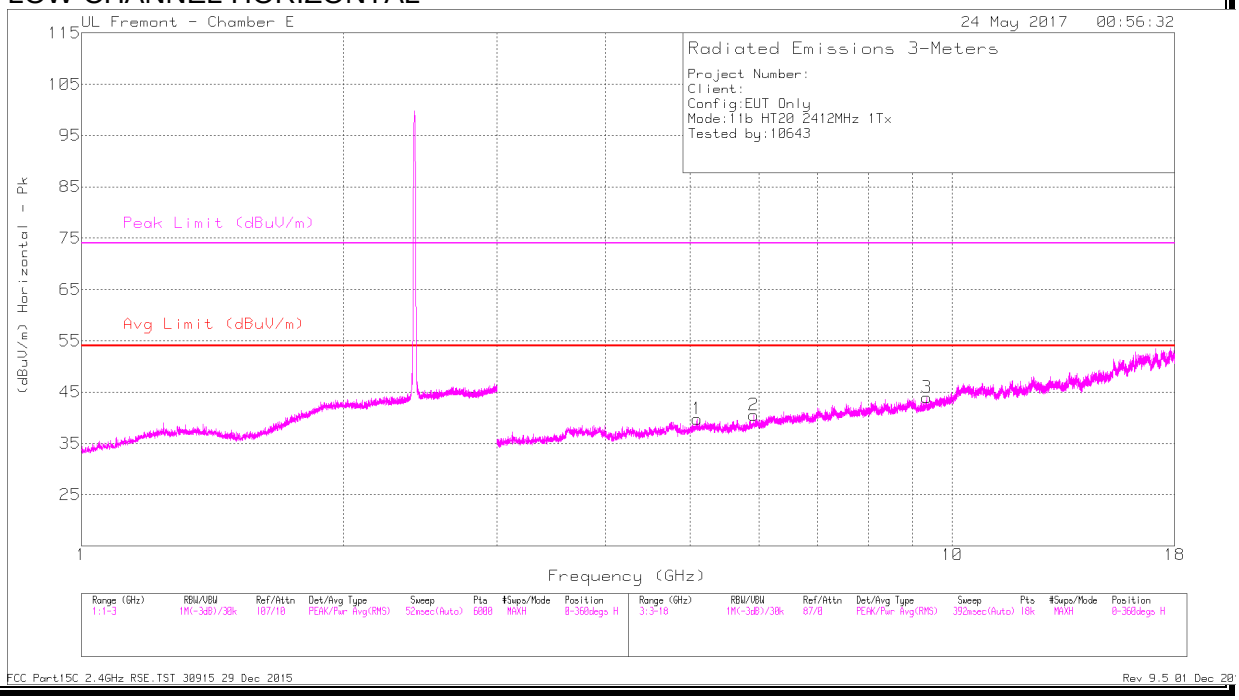

LOW CHANNEL VERTICAL

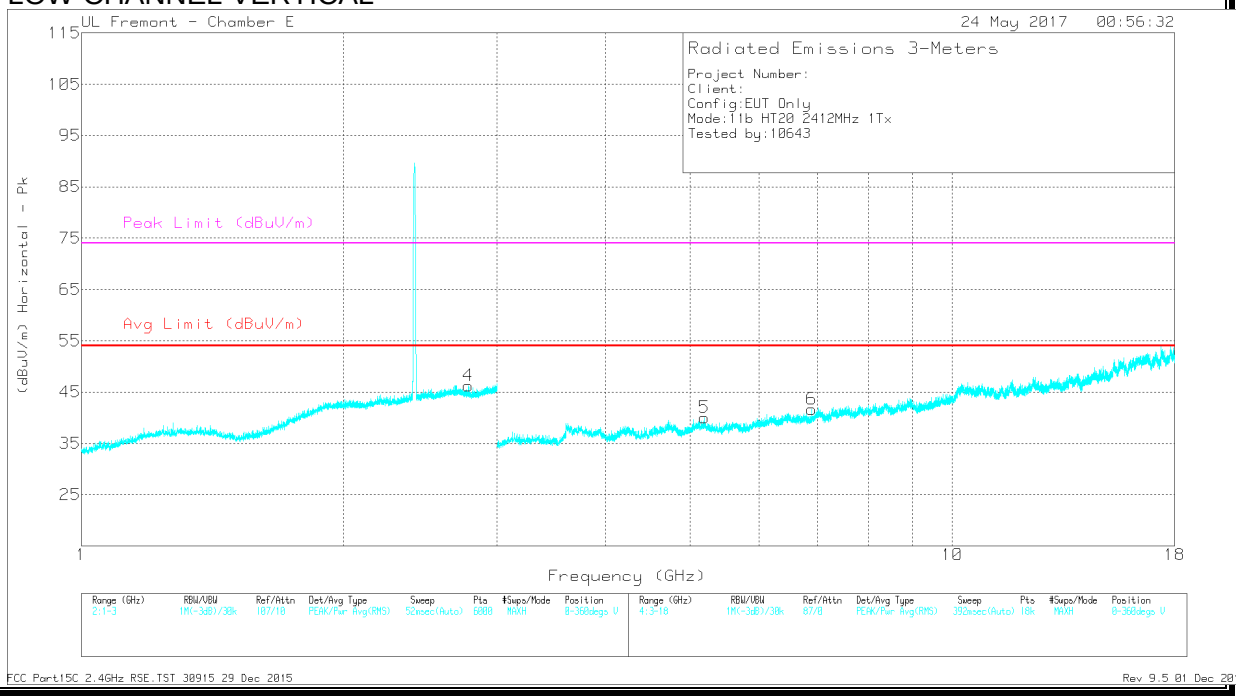

This report shall not be reproduced except in full, without the written approval of UL Verification Services Inc.

Marker	Frequency (GHz)	Meter Reading (dBuV)	Det	AF T136 (dB/m)	Amp/Cbl/Fltr/Pad (dB)	Corrected Reading (dBuV/m)	Avg Limit (dBuV/m)	Margin (dB)	Peak Limit (dBuV/m)	PK Margin (dB)	Azimuth (Degs)	Height (cm)	Polarity
4	* 2.782	39.12	PK2	32.7	-19.6	52.22	-	-	74	-21.78	224	328	V
	* 2.783	26.64	MAv1	32.7	-19.6	39.74	54	-14.26	-	-	224	328	V
1	* 5.088	40.74	PK2	35.2	-29.7	46.24	-	-	74	-27.76	182	340	H
	* 5.09	29.33	MAv1	35.2	-29.7	34.83	54	-19.17	-	-	182	340	H
3	* 9.345	38.78	PK2	37.5	-25.8	50.48	-	-	74	-23.52	330	117	H
	* 9.345	26.55	MAv1	37.5	-25.8	38.25	54	-15.75	-	-	330	117	H
5	5.195	41.37	PK2	35.3	-29.9	46.77	-	-	74	-27.23	320	290	V
	5.195	30.19	MAv1	35.3	-29.9	35.59	54	-18.41			320	290	V
2	5.916	28.64	MAv1	35.6	-28.6	35.64	54	-18.36			280	121	H
	5.918	39.35	PK2	35.6	-28.6	46.35			74	-27.65	280	121	H
6	6.896	28.6	MAv1	36.4	-28.3	36.7	54	-17.30			121	292	V
	6.897	39.83	PK2	36.4	-28.2	48.03			74	-25.97	121	292	V

* - indicates frequency in CFR47 Pt 15 / IC RSS-Restricted Band
PK2 - KDB558074 Method: Maximum Peak
MAv1 - KDB558074 Option 1 Maximum RMS Average

This report shall not be reproduced except in full, without the written approval of UL Verification Services Inc.

HARMONICS AND SPURIOUS EMISSIONS MID CHANNEL, CH 6)

MID CHANNEL HORIZONTAL

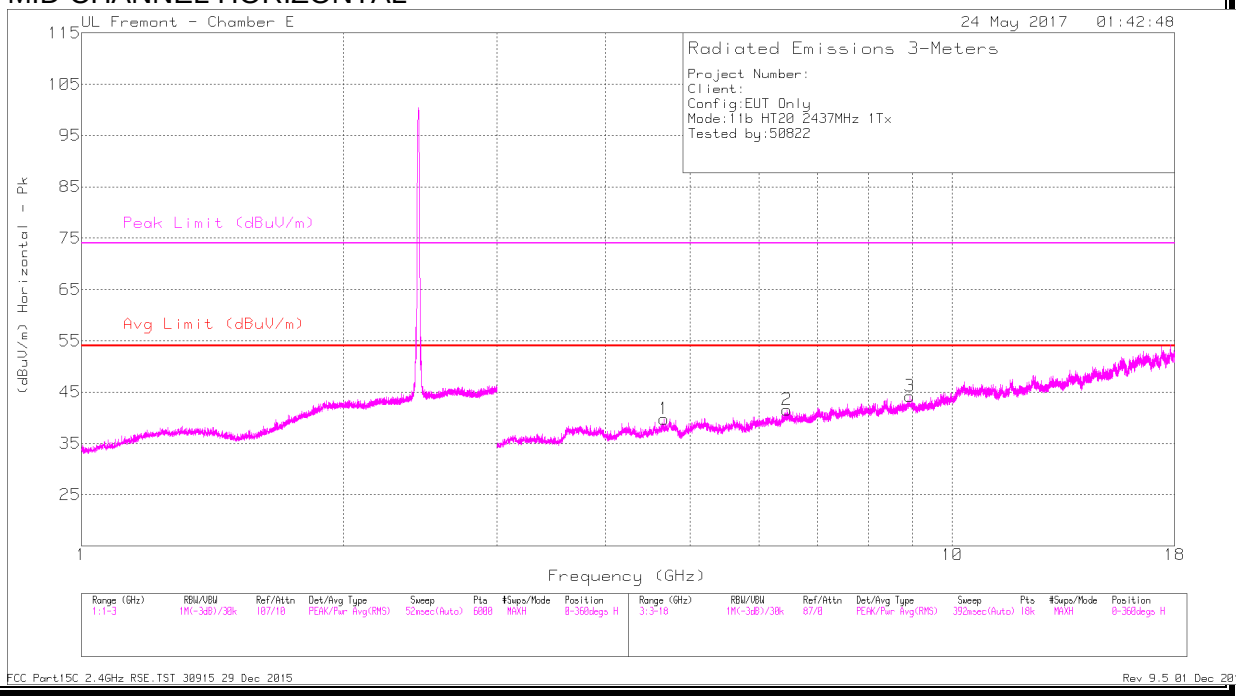

MID CHANNEL VERTICAL

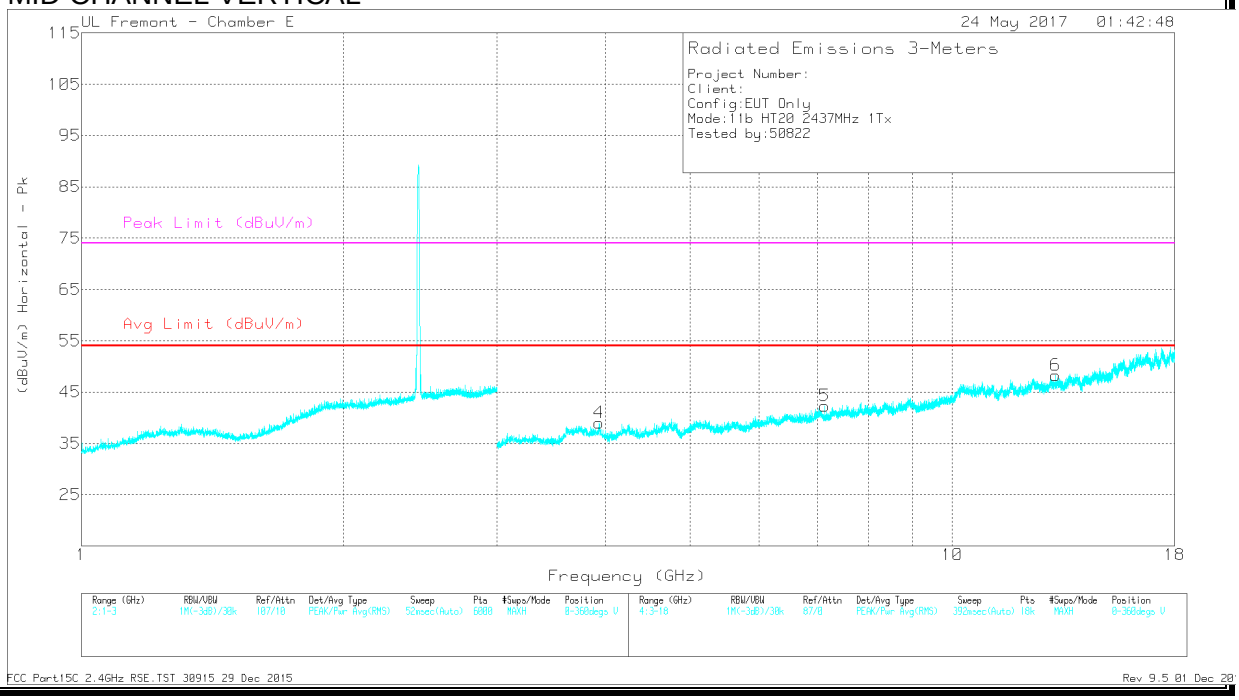

This report shall not be reproduced except in full, without the written approval of UL Verification Services Inc.

Marker	Frequency (GHz)	Meter Reading (dBuV)	Det	AF T136 (dB/m)	Amp/Cbl/Fltr/Pad (dB)	Corrected Reading (dBuV/m)	Avg Limit (dBuV/m)	Margin (dB)	Peak Limit (dBuV/m)	PK Margin (dB)	Azimuth (Degs)	Height (cm)	Polarity
1	* 4.665	42.14	PK2	34.6	-30.1	46.64	-	-	74	-27.36	81	248	H
	* 4.666	30.3	MAv1	34.6	-30	34.9	54	-19.1	-	-	81	248	H
4	* 3.931	41.09	PK2	34.2	-29.3	45.99	-	-	74	-28.01	96	126	V
	* 3.932	29.5	MAv1	34.2	-29.3	34.4	54	-19.6	-	-	96	126	V
6	6.453	39.95	PK2	36.2	-27.7	48.45			74	-25.55	276	285	H
	6.455	28.42	MAv1	36.2	-27.7	36.92	54	-17.08			276	285	H
5	7.138	28.28	MAv1	36.5	-27.9	36.88	54	-17.12			352	261	V
	7.139	39.14	PK2	36.5	-27.9	47.74			74	-26.26	352	261	V
3	8.939	37.12	PK2	37.8	-25.2	49.72			74		186	274	H
	8.941	26.16	MAv1	37.8	-25.2	38.76	54				186	274	H
6	13.146	38.59	PK2	41	-25	54.59			74	-19.41	53	261	V
	13.146	27.02	MAv1	41	-25	43.02	54				53	261	V

* - indicates frequency in CFR47 Pt 15 / IC RSS-Restricted Band
PK2 - KDB558074 Method: Maximum Peak
MAv1 - KDB558074 Option 1 Maximum RMS Average

This report shall not be reproduced except in full, without the written approval of UL Verification Services Inc.

HARMONICS AND SPURIOUS EMISSIONS HIGH CHANNEL, CH 13)

HIGH CHANNEL HORIZONTAL

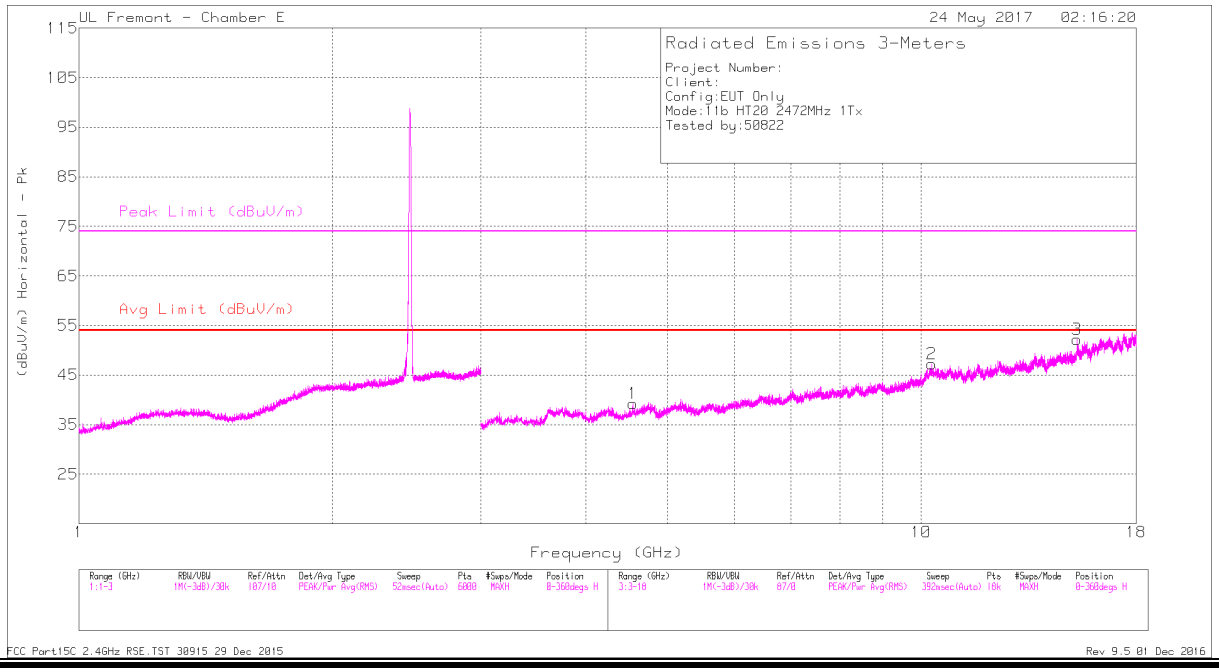

HIGH CHANNEL VERTICAL

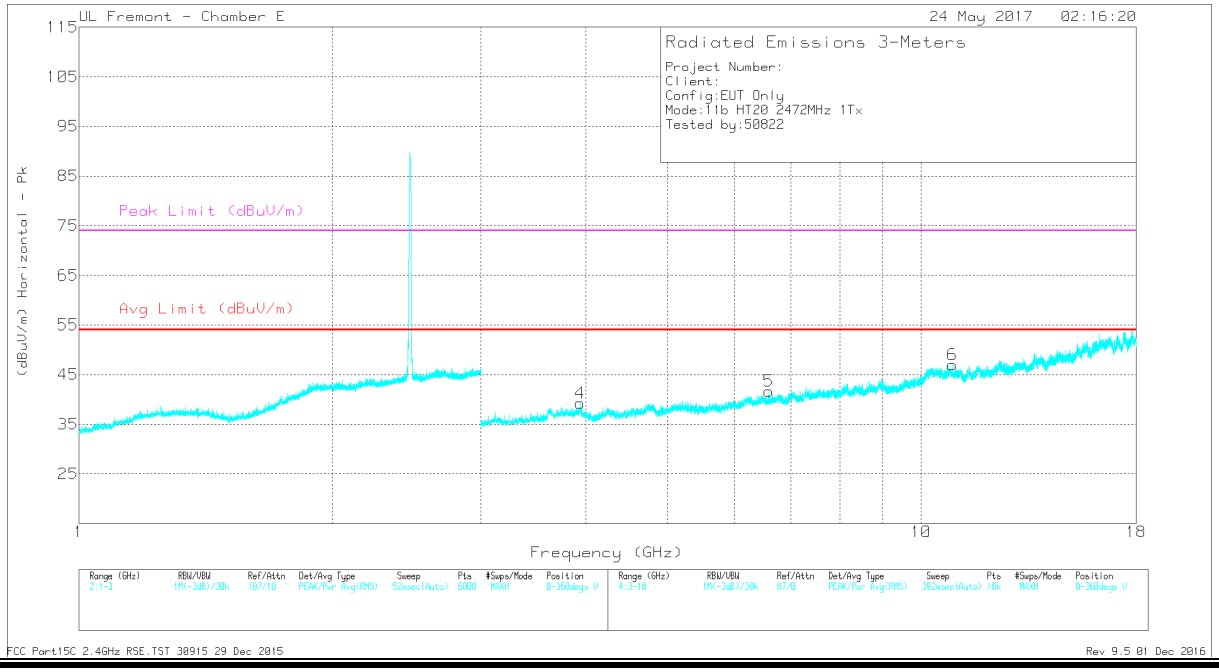

This report shall not be reproduced except in full, without the written approval of UL Verification Services Inc.

Marker	Frequency (GHz)	Meter Reading (dBuV)	Det	AF T136 (dB/m)	Amp/Cbl/Fltr/Pad (dB)	Corrected Reading (dBuV/m)	Avg Limit (dBuV/m)	Margin (dB)	Peak Limit (dBuV/m)	PK Margin (dB)	Azimuth (Degs)	Height (cm)	Polarity
1	* 4.548	41.05	PK2	34.6	-29.3	46.35	-	-	74	-27.65	356	368	H
	* 4.547	29.1	MAv1	34.6	-29.4	34.3	54	-19.7	-	-	356	368	H
4	* 3.938	40.84	PK2	34.2	-29.4	45.64	-	-	74	-28.36	62	103	V
	* 3.936	29.17	MAv1	34.2	-29.3	34.07	54	-19.93	-	-	62	103	V
6	* 10.886	37.01	PK2	39.5	-22.7	53.81	-	-	74	-20.19	155	155	V
	* 10.887	24.65	MAv1	39.5	-22.7	41.45	54	-12.55	-	-	155	155	V
5	6.595	40.5	PK2	36.3	-28.6	48.2	-	-	74	-25.8	180	286	V
	6.595	28.65	MAv1	36.3	-28.6	36.35	54	-17.65			180	286	V
2	10.299	36.67	PK2	39.9	-23.2	53.37			74	-20.63	291	271	H
	10.299	25.41	MAv1	39.9	-23.2	42.11	54	-11.89			291	271	H
3	15.32	24.44	MAv1	42.7	-21.1	46.04	54	-10.96			56	281	H
	15.321	35.37	PK2	42.7	-21.2	56.87			74	-17.13	56	281	H

* - indicates frequency in CFR47 Pt 15 / IC RSS-Restricted Band
PK2 - KDB558074 Method: Maximum Peak
MAv1 - KDB558074 Option 1 Maximum RMS Average

This report shall not be reproduced except in full, without the written approval of UL Verification Services Inc.

9.2.3. 11n HT20 UAT 1 SISO MODE IN THE 2.4GHz BAND

AUTHORIZED BANDEDGE (LOW CHANNEL, CH 1)

LOW CHANNEL HORIZONTAL

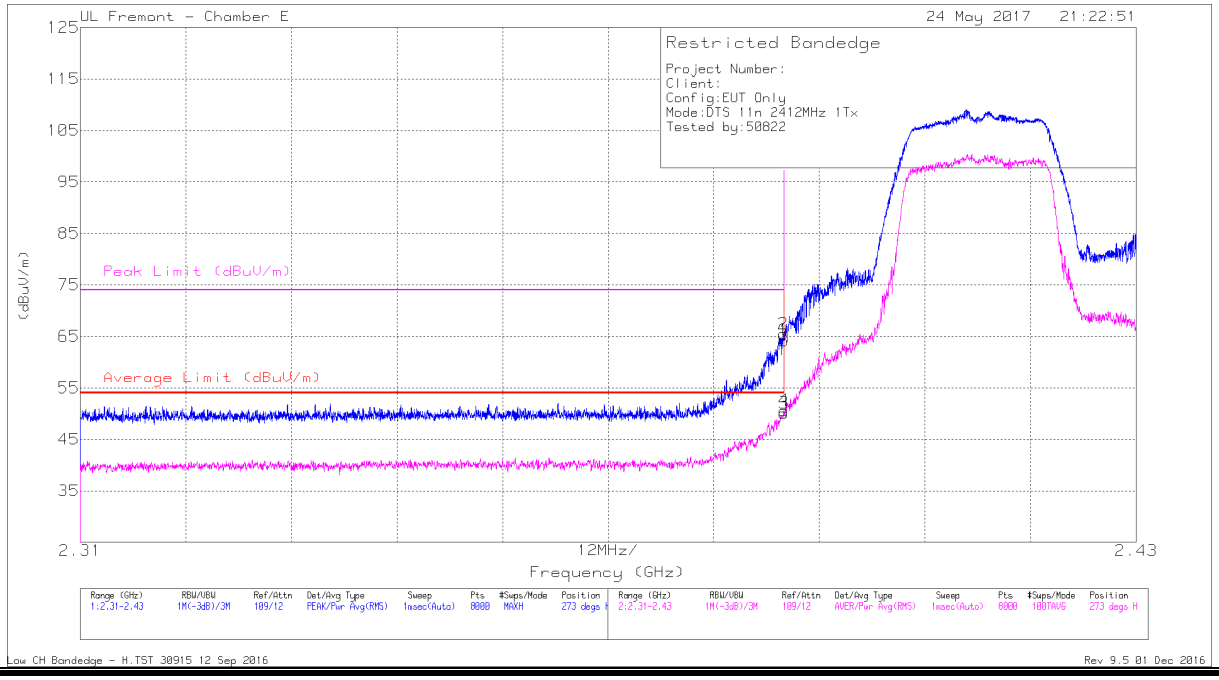

Marker	Frequency (GHz)	Meter Reading (dBuV)	Det	AF T136 (dB/m)	Amp/Cbl/Fltr/Pad (dB)	Corrected Reading (dBuV/m)	Average Limit (dBuV/m)	Margin (dB)	Peak Limit (dBuV/m)	PK Margin (dB)	Azimuth (Degs)	Height (cm)	Polarity
1	* 2.39	51.69	Pk	32.2	-19.7	64.19	-	-	74	-9.81	273	146	H
2	* 2.39	52.98	Pk	32.2	-19.7	65.48	-	-	74	-8.52	273	146	H
3	* 2.39	37.63	RMS	32.2	-19.7	50.13	54	-3.87	-	-	273	146	H
4	* 2.39	38.1	RMS	32.2	-19.7	50.6	54	-3.4	-	-	273	146	H

* - indicates frequency in CFR47 Pt 15 / IC RSS-Restricted Band
Pk - Peak detector
RMS - RMS detection

This report shall not be reproduced except in full, without the written approval of UL Verification Services Inc.

LOW CHANNEL VERTICAL

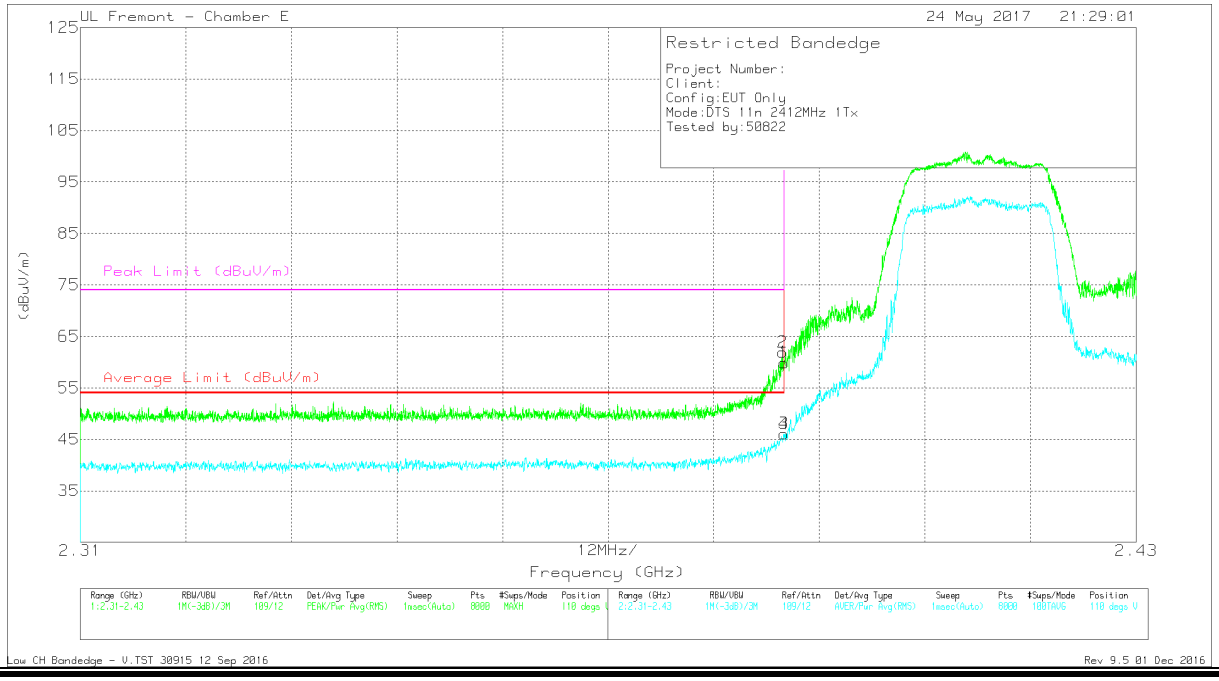

Marker	Frequency (GHz)	Meter Reading (dBuV)	Det	AF T136 (dB/m)	Amp/Cbl/Fltr/Pad (dB)	Corrected Reading (dBuV/m)	Average Limit (dBuV/m)	Margin (dB)	Peak Limit (dBuV/m)	PK Margin (dB)	Azimuth (Degs)	Height (cm)	Polarity
1	* 2.39	47.41	Pk	32.2	-19.7	59.91	-	-	74	-14.09	110	339	V
2	* 2.39	49.44	Pk	32.2	-19.7	61.94	-	-	74	-12.06	110	339	V
3	* 2.39	33.61	RMS	32.2	-19.7	46.11	54	-7.89	-	-	110	339	V
4	* 2.39	33.56	RMS	32.2	-19.7	46.06	54	-7.94	-	-	110	339	V

* - indicates frequency in CFR47 Pt 15 / IC RSS-Restricted Band
Pk - Peak detector
RMS - RMS detection

This report shall not be reproduced except in full, without the written approval of UL Verification Services Inc.

AUTHORIZED BANDEDGE (LOW CHANNEL, CH 2)

LOW CHANNEL HORIZONTAL

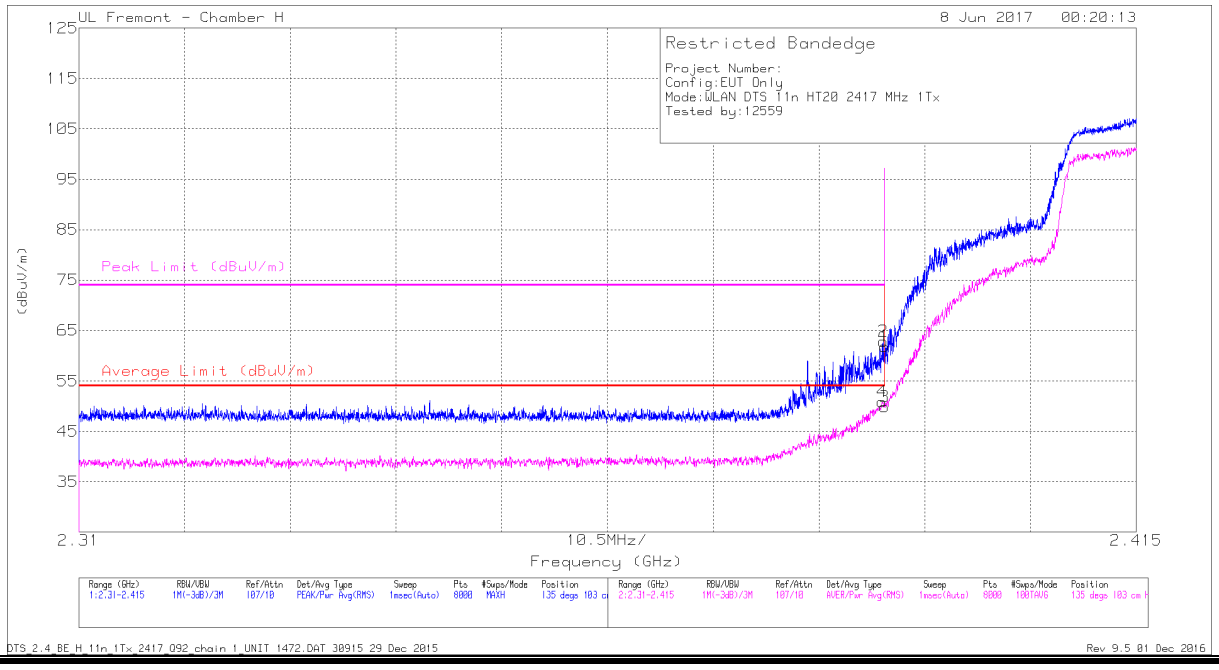

Marker	Frequency (GHz)	Meter Reading (dBuV)	Det	AF T344 (dB/m)	Amp/Cbl/Fltr/Pad (dB)	Corrected Reading (dBuV/m)	Average Limit (dBuV/m)	Margin (dB)	Peak Limit (dBuV/m)	PK Margin (dB)	Azimuth (Degs)	Height (cm)	Polarity
1	* 2.39	57.65	Pk	32.3	-28.1	61.85	-	-	74	-12.15	135	103	H
2	* 2.39	58.64	Pk	32.3	-28.1	62.84	-	-	74	-11.16	135	103	H
3	* 2.39	45.75	RMS	32.3	-28.1	49.95	54	-4.05	-	-	135	103	H
4	* 2.39	46.65	RMS	32.3	-28.1	50.85	54	-3.15	-	-	135	103	H

* - indicates frequency in CFR47 Pt 15 / IC RSS-Restricted Band
Pk - Peak detector
RMS - RMS detection

This report shall not be reproduced except in full, without the written approval of UL Verification Services Inc.

LOW CHANNEL VERTICAL

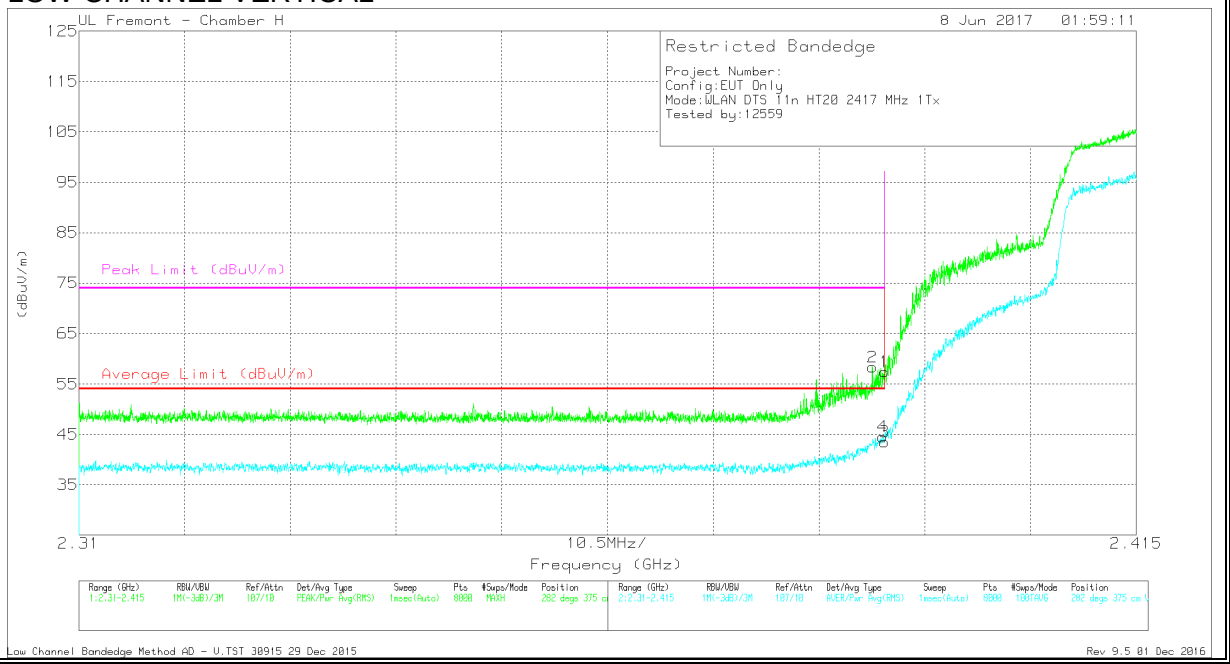

Marker	Frequency (GHz)	Meter Reading (dBuV)	Det	AF T344 (dB/m)	Amp/Cbl/Fltr/Pad (dB)	Corrected Reading (dBuV/m)	Average Limit (dBuV/m)	Margin (dB)	Peak Limit (dBuV/m)	PK Margin (dB)	Azimuth (Degs)	Height (cm)	Polarity
1	* 2.39	53.24	Pk	32.3	-28.1	57.44	-	-	74	-16.56	282	375	V
2	* 2.389	54.12	Pk	32.3	-28.1	58.32	-	-	74	-15.68	282	375	V
3	* 2.39	39.29	RMS	32.3	-28.1	43.49	54	-10.51	-	-	282	375	V
4	* 2.39	40.28	RMS	32.3	-28.1	44.48	54	-9.52	-	-	282	375	V

* - indicates frequency in CFR47 Pt 15 / IC RSS-Restricted Band
Pk - Peak detector
RMS - RMS detection

This report shall not be reproduced except in full, without the written approval of UL Verification Services Inc.

AUTHORIZED BANDEDGE (LOW CHANNEL, CH 3)

LOW CHANNEL HORIZONTAL

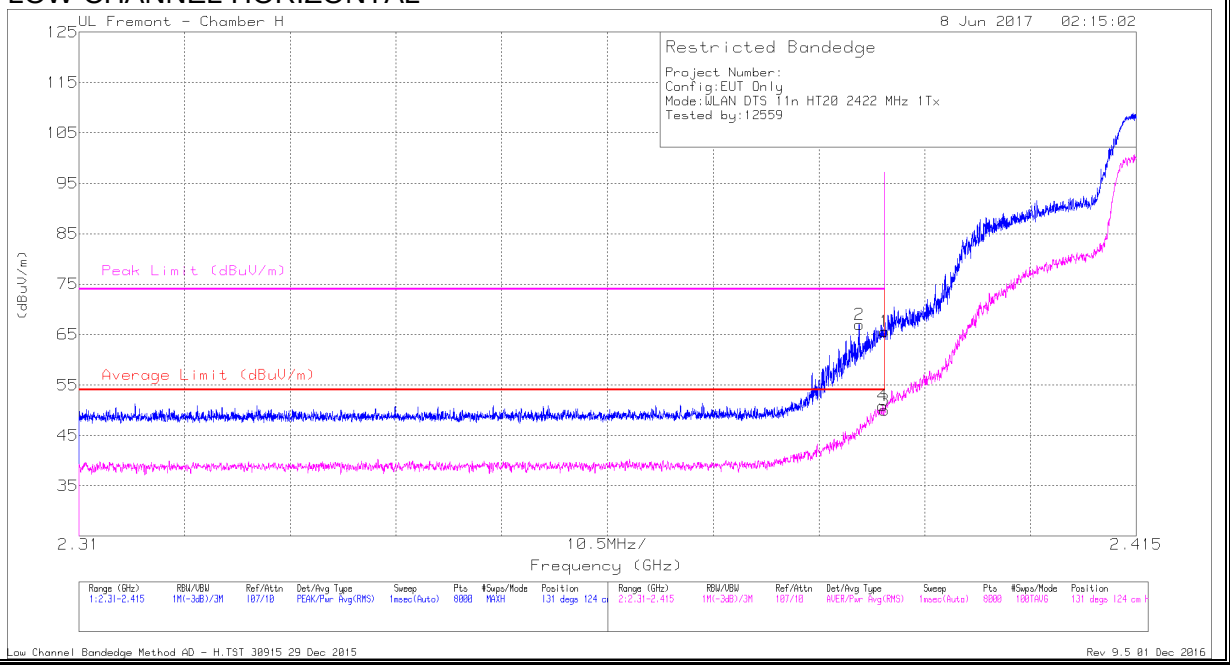

Marker	Frequency (GHz)	Meter Reading (dBuV)	Det	AF T344 (dB/m)	Amp/Cbl/Fltr/Pad (dB)	Corrected Reading (dBuV/m)	Average Limit (dBuV/m)	Margin (dB)	Peak Limit (dBuV/m)	PK Margin (dB)	Azimuth (Degs)	Height (cm)	Polarity
1	* 2.39	61.37	Pk	32.3	-28.1	65.57	-	-	74	-8.43	131	124	H
2	* 2.387	62.84	Pk	32.3	-28.1	67.04	-	-	74	-6.96	131	124	H
3	* 2.39	45.85	RMS	32.3	-28.1	50.05	54	-3.95	-	-	131	124	H
4	* 2.39	46.66	RMS	32.3	-28.1	50.86	54	-3.14	-	-	131	124	H

* - indicates frequency in CFR47 Pt 15 / IC RSS-Restricted Band
Pk - Peak detector
RMS - RMS detection

This report shall not be reproduced except in full, without the written approval of UL Verification Services Inc.

LOW CHANNEL VERTICAL

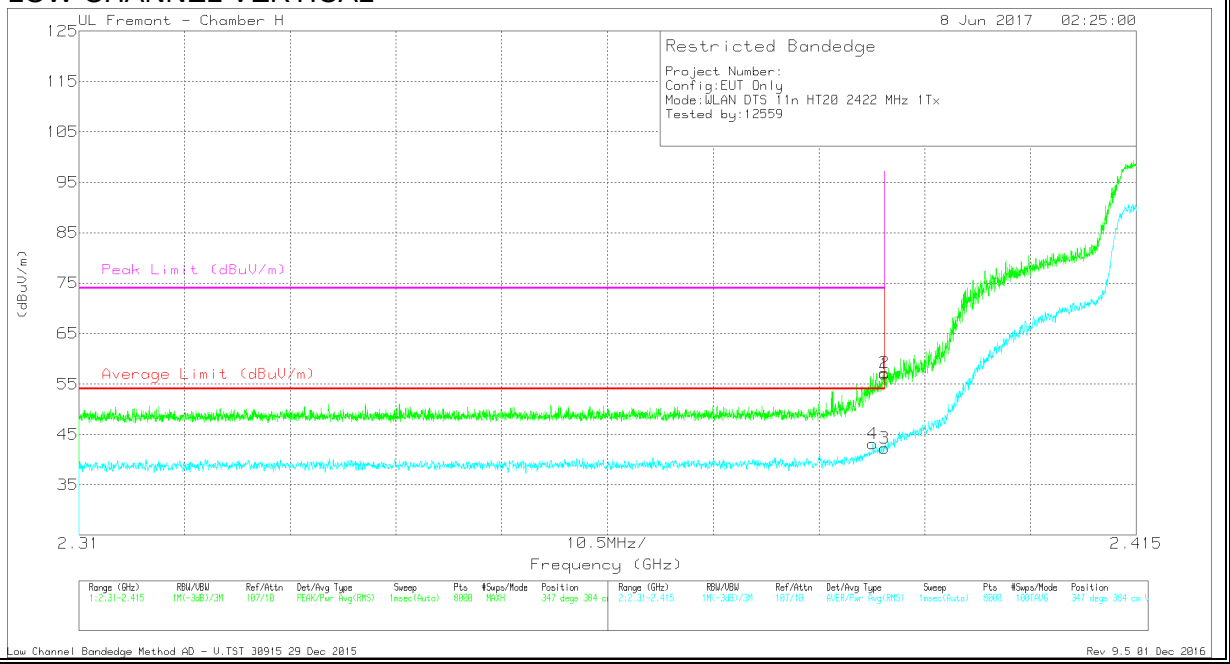

Marker	Frequency (GHz)	Meter Reading (dBuV)	Det	AF T344 (dB/m)	Amp/Cbl/Fltr/Pad (dB)	Corrected Reading (dBuV/m)	Average Limit (dBuV/m)	Margin (dB)	Peak Limit (dBuV/m)	PK Margin (dB)	Azimuth (Degs)	Height (cm)	Polarity
1	* 2.39	52.76	Pk	32.3	-28.1	56.96	-	-	74	-17.04	347	384	V
2	* 2.39	53.08	Pk	32.3	-28.1	57.28	-	-	74	-16.72	347	384	V
3	* 2.39	38.07	RMS	32.3	-28.1	42.27	54	-11.73	-	-	347	384	V
4	* 2.389	38.91	RMS	32.3	-28.1	43.11	54	-10.89	-	-	347	384	V

* - indicates frequency in CFR47 Pt 15 / IC RSS-Restricted Band
Pk - Peak detector
RMS - RMS detection

This report shall not be reproduced except in full, without the written approval of UL Verification Services Inc.

AUTHORIZED BANDEDGE (HIGH CHANNEL, CH 9)

HIGH CHANNEL HORIZONTAL

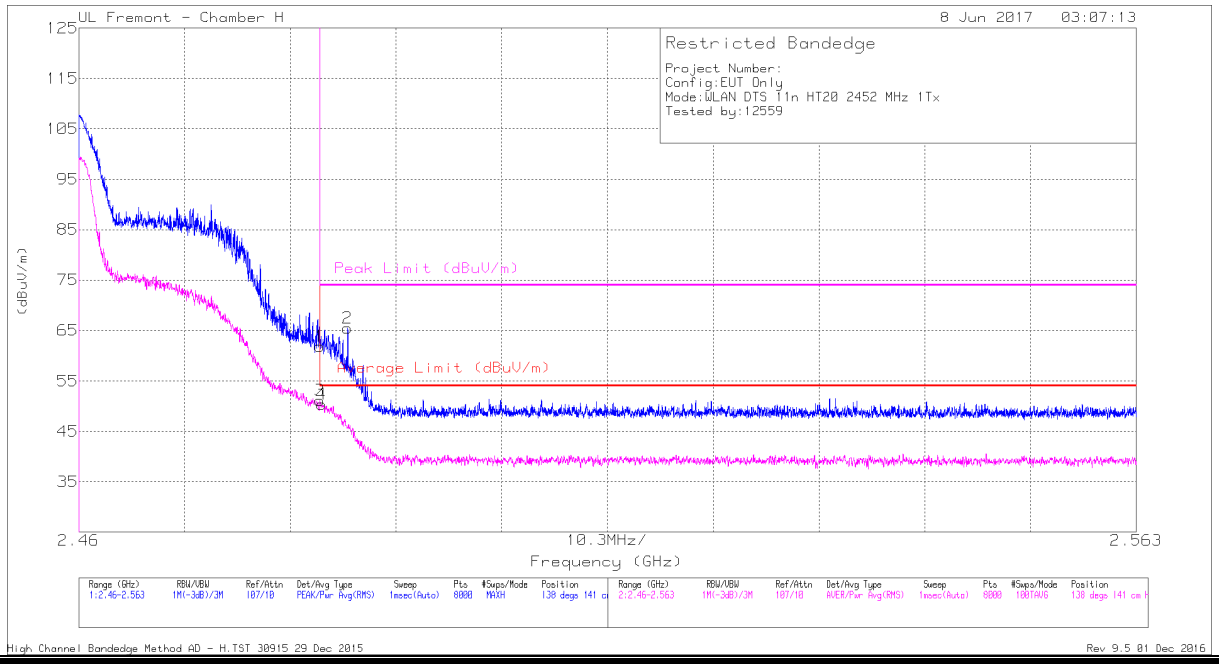

Marker	Frequency (GHz)	Meter Reading (dBuV)	Det	AF T344 (dB/m)	Amp/Cbl/Fltr/Pad (dB)	Corrected Reading (dBuV/m)	Average Limit (dBuV/m)	Margin (dB)	Peak Limit (dBuV/m)	PK Margin (dB)	Azimuth (Degs)	Height (cm)	Polarity
1	* 2.484	57.71	Pk	32.4	-28.2	61.91	-	-	74	-12.09	138	141	H
2	* 2.486	61.27	Pk	32.4	-28.2	65.47	-	-	74	-8.53	138	141	H
3	* 2.484	46.95	RMS	32.4	-28.2	51.15	54	-2.85	-	-	138	141	H
4	* 2.484	46.16	RMS	32.4	-28.2	50.36	54	-3.64	-	-	138	141	H

* - indicates frequency in CFR47 Pt 15 / IC RSS-Restricted Band
Pk - Peak detector
RMS - RMS detection

This report shall not be reproduced except in full, without the written approval of UL Verification Services Inc.

HIGH CHANNEL VERTICAL

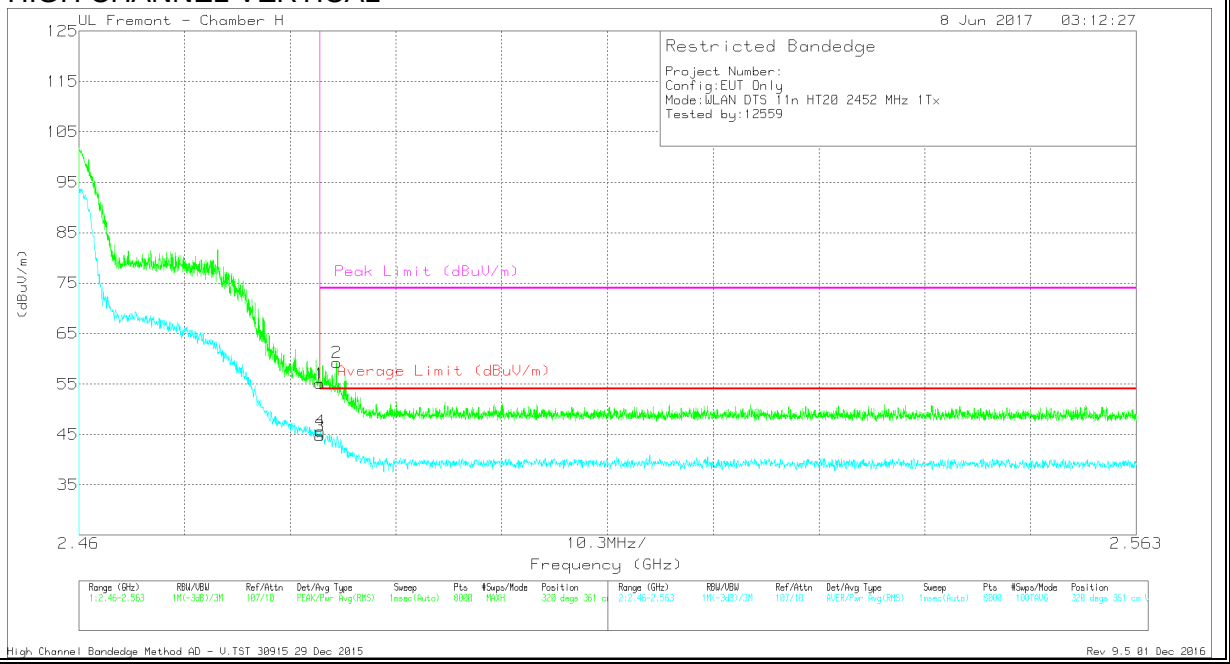

Marker	Frequency (GHz)	Meter Reading (dBuV)	Det	AF T344 (dB/m)	Amp/Cbl/Fltr/Pad (dB)	Corrected Reading (dBuV/m)	Average Limit (dBuV/m)	Margin (dB)	Peak Limit (dBuV/m)	PK Margin (dB)	Azimuth (Degs)	Height (cm)	Polarity
1	* 2.484	50.87	Pk	32.4	-28.2	55.07	-	-	74	-18.93	320	361	V
2	* 2.485	55	Pk	32.4	-28.2	59.2	-	-	74	-14.8	320	361	V
3	* 2.484	40.51	RMS	32.4	-28.2	44.71	54	-9.29	-	-	320	361	V
4	* 2.484	41.44	RMS	32.4	-28.2	45.64	54	-8.36	-	-	320	361	V

* - indicates frequency in CFR47 Pt 15 / IC RSS-Restricted Band
Pk - Peak detector
RMS - RMS detection

This report shall not be reproduced except in full, without the written approval of UL Verification Services Inc.

AUTHORIZED BANDEDGE (HIGH CHANNEL, CH 10)

HIGH CHANNEL HORIZONTAL

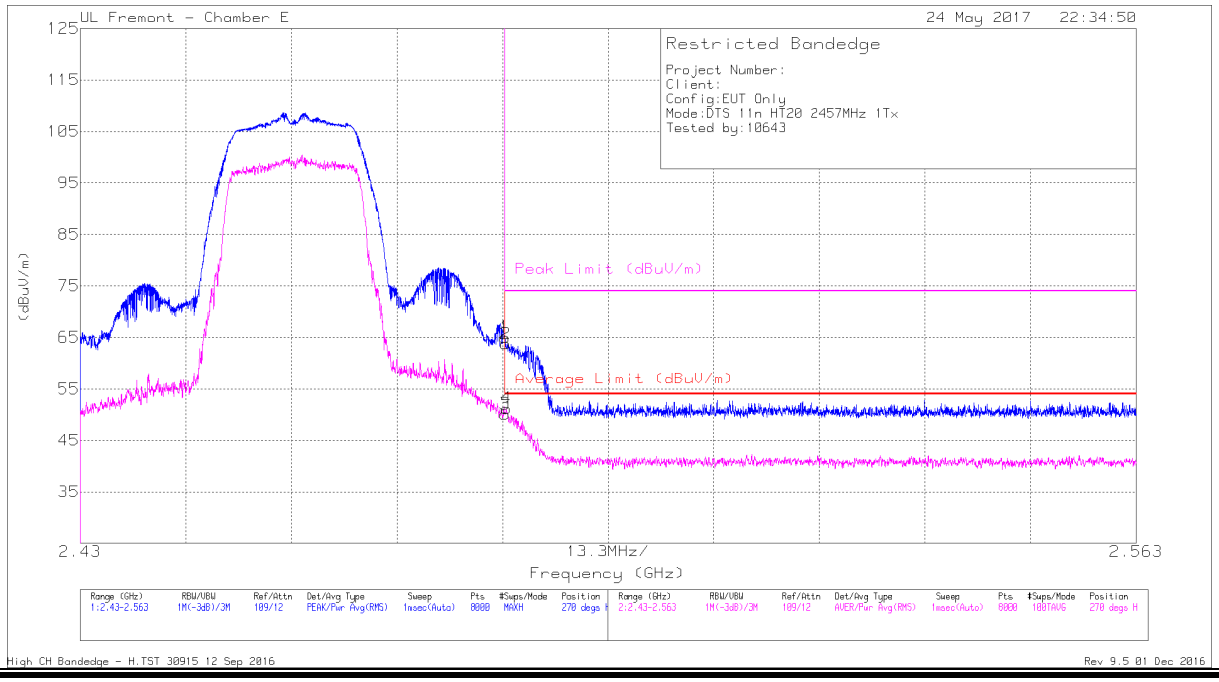

Marker	Frequency (GHz)	Meter Reading (dBuV)	Det	AF T136 (dB/m)	Amp/Cbl/Fltr/Pad (dB)	Corrected Reading (dBuV/m)	Average Limit (dBuV/m)	Margin (dB)	Peak Limit (dBuV/m)	PK Margin (dB)	Azimuth (Degs)	Height (cm)	Polarity
1	* 2.484	52.02	Pk	32.7	-19.7	65.02	-	-	74	-8.98	270	105	H
2	* 2.484	50.77	Pk	32.7	-19.7	63.77	-	-	74	-10.23	270	105	H
3	* 2.484	37.13	RMS	32.7	-19.7	50.13	54	-3.87	-	-	270	105	H
4	* 2.484	38.22	RMS	32.7	-19.7	51.22	54	-2.78	-	-	270	105	H

* - indicates frequency in CFR47 Pt 15 / IC RSS-Restricted Band
Pk - Peak detector
RMS - RMS detection

This report shall not be reproduced except in full, without the written approval of UL Verification Services Inc.

HIGH CHANNEL VERTICAL

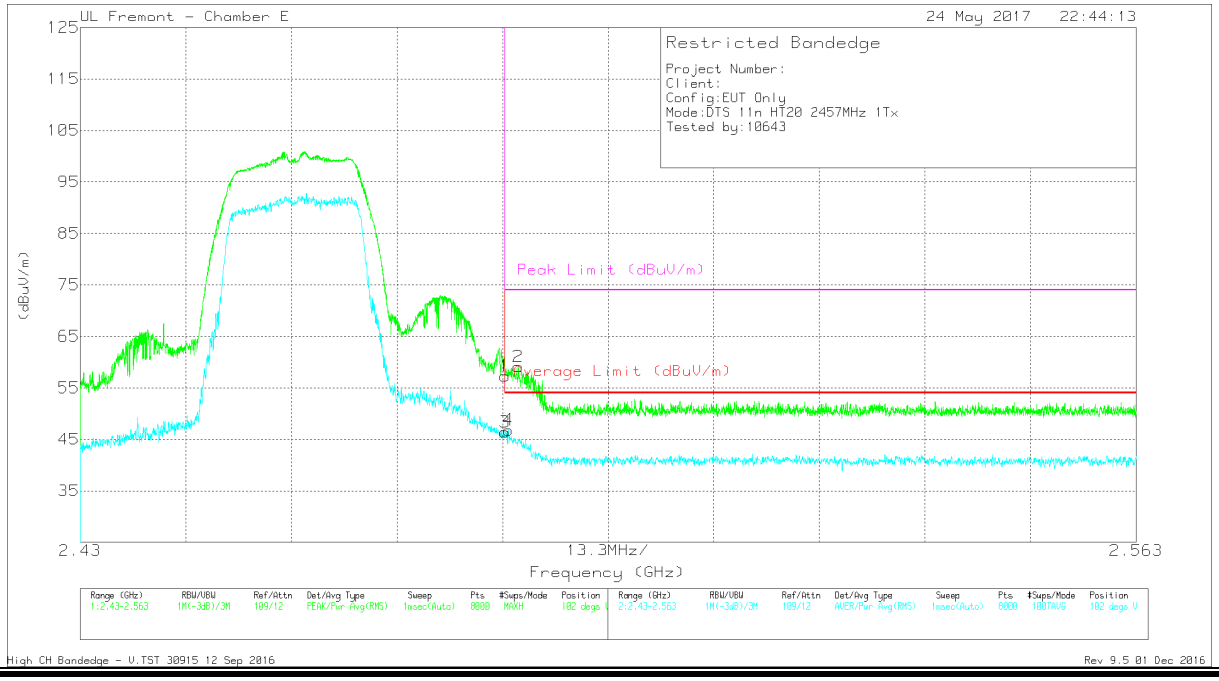

Marker	Frequency (GHz)	Meter Reading (dBuV)	Det	AF T136 (dB/m)	Amp/Cbl/Fltr/Pad (dB)	Corrected Reading (dBuV/m)	Average Limit (dBuV/m)	Margin (dB)	Peak Limit (dBuV/m)	PK Margin (dB)	Azimuth (Degs)	Height (cm)	Polarity
1	* 2.484	44.27	Pk	32.7	-19.7	57.27	-	-	74	-16.73	102	402	V
2	* 2.485	46.11	Pk	32.7	-19.7	59.11	-	-	74	-14.89	102	402	V
3	* 2.484	33.43	RMS	32.7	-19.7	46.43	54	-7.57	-	-	102	402	V
4	* 2.484	33.81	RMS	32.7	-19.7	46.81	54	-7.19	-	-	102	402	V

* - indicates frequency in CFR47 Pt 15 / IC RSS-Restricted Band
Pk - Peak detector
RMS - RMS detection

This report shall not be reproduced except in full, without the written approval of UL Verification Services Inc.

AUTHORIZED BANDEDGE (HIGH CHANNEL, CH 11)

HIGH CHANNEL HORIZONTAL

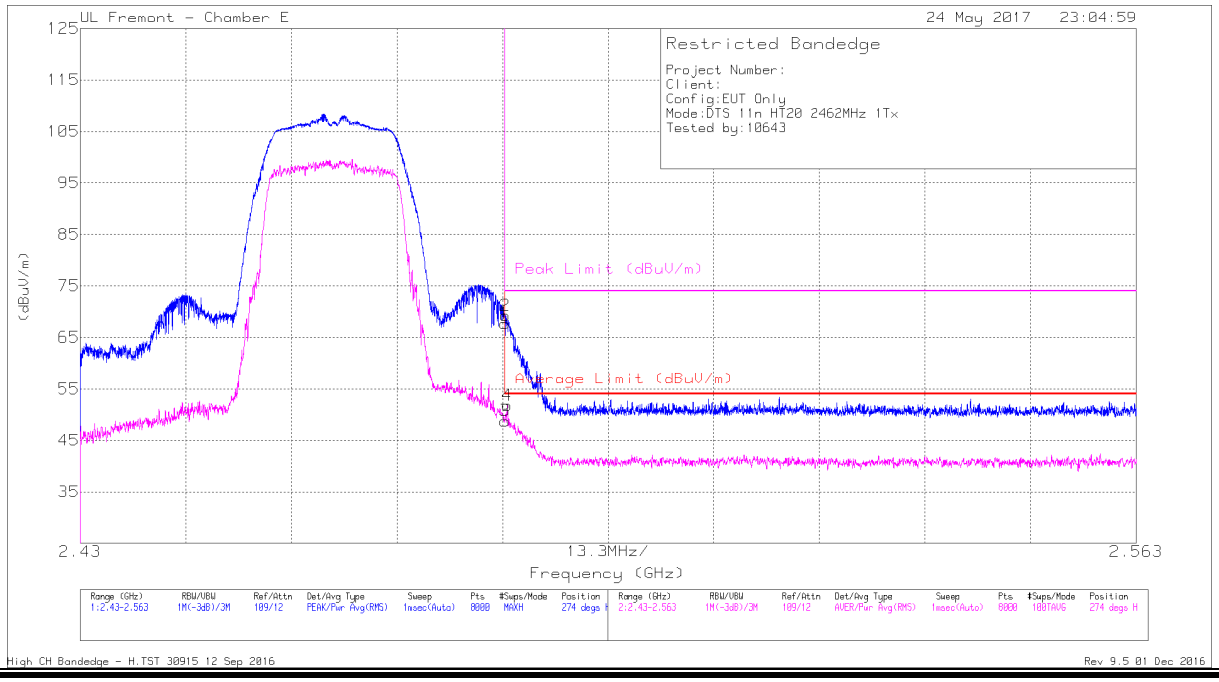

Marker	Frequency (GHz)	Meter Reading (dBuV)	Det	AF T136 (dB/m)	Amp/Cbl/Fltr/Pad (dB)	Corrected Reading (dBuV/m)	Average Limit (dBuV/m)	Margin (dB)	Peak Limit (dBuV/m)	PK Margin (dB)	Azimuth (Degs)	Height (cm)	Polarity
1	* 2.484	54.72	Pk	32.7	-19.7	67.72	-	-	74	-6.28	274	134	H
2	* 2.484	56.23	Pk	32.7	-19.7	69.23	-	-	74	-4.77	274	134	H
3	* 2.484	35.8	RMS	32.7	-19.7	48.8	54	-5.2	-	-	274	134	H
4	* 2.484	37.8	RMS	32.7	-19.7	50.8	54	-3.2	-	-	274	134	H

* - indicates frequency in CFR47 Pt 15 / IC RSS-Restricted Band
Pk - Peak detector
RMS - RMS detection

This report shall not be reproduced except in full, without the written approval of UL Verification Services Inc.

HIGH CHANNEL VERTICAL

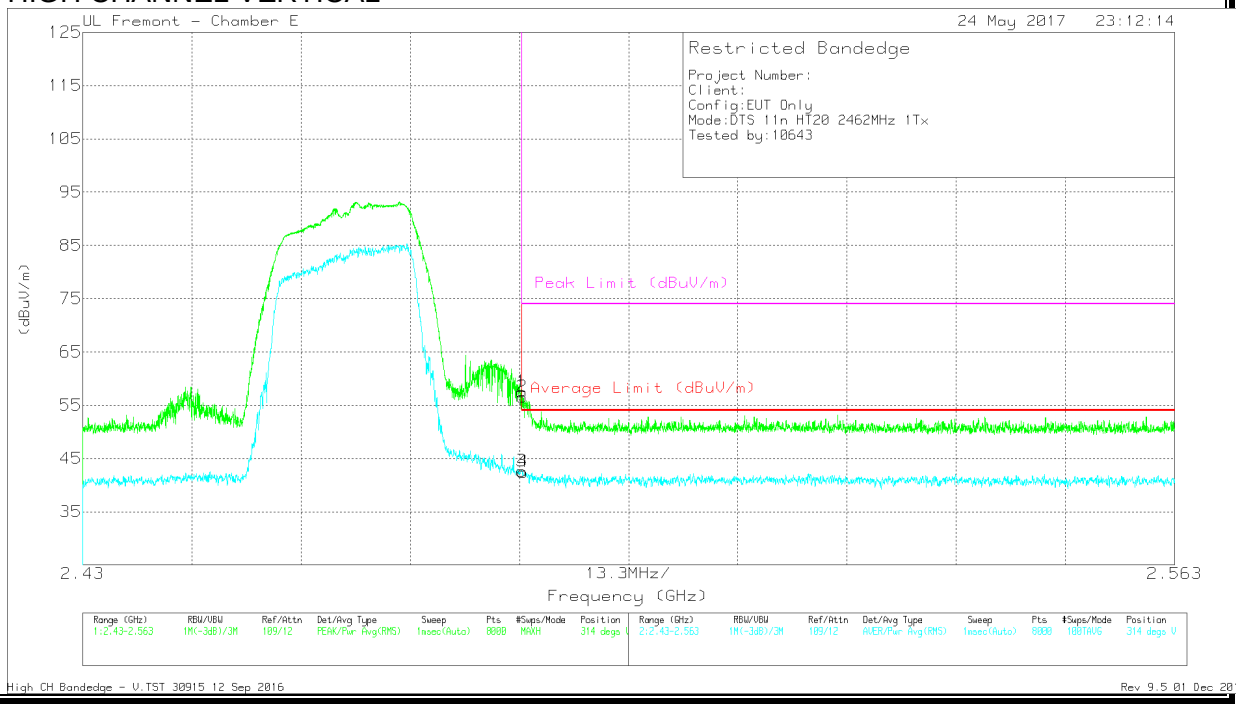

Marker	Frequency (GHz)	Meter Reading (dBuV)	Det	AF T136 (dB/m)	Amp/Cbl/Fltr/Pad (dB)	Corrected Reading (dBuV/m)	Average Limit (dBuV/m)	Margin (dB)	Peak Limit (dBuV/m)	PK Margin (dB)	Azimuth (Degs)	Height (cm)	Polarity
1	* 2.484	44.54	Pk	32.7	-19.7	57.54	-	-	74	-16.46	314	320	V
2	* 2.484	43.54	Pk	32.7	-19.7	56.54	-	-	74	-17.46	314	320	V
3	* 2.484	29.6	RMS	32.7	-19.7	42.6	54	-11.4	-	-	314	320	V
4	* 2.484	29.45	RMS	32.7	-19.7	42.45	54	-11.55	-	-	314	320	V

* - indicates frequency in CFR47 Pt 15 / IC RSS-Restricted Band
Pk - Peak detector
RMS - RMS detection

This report shall not be reproduced except in full, without the written approval of UL Verification Services Inc.

AUTHORIZED BANDEDGE (HIGH CHANNEL, CH 12)

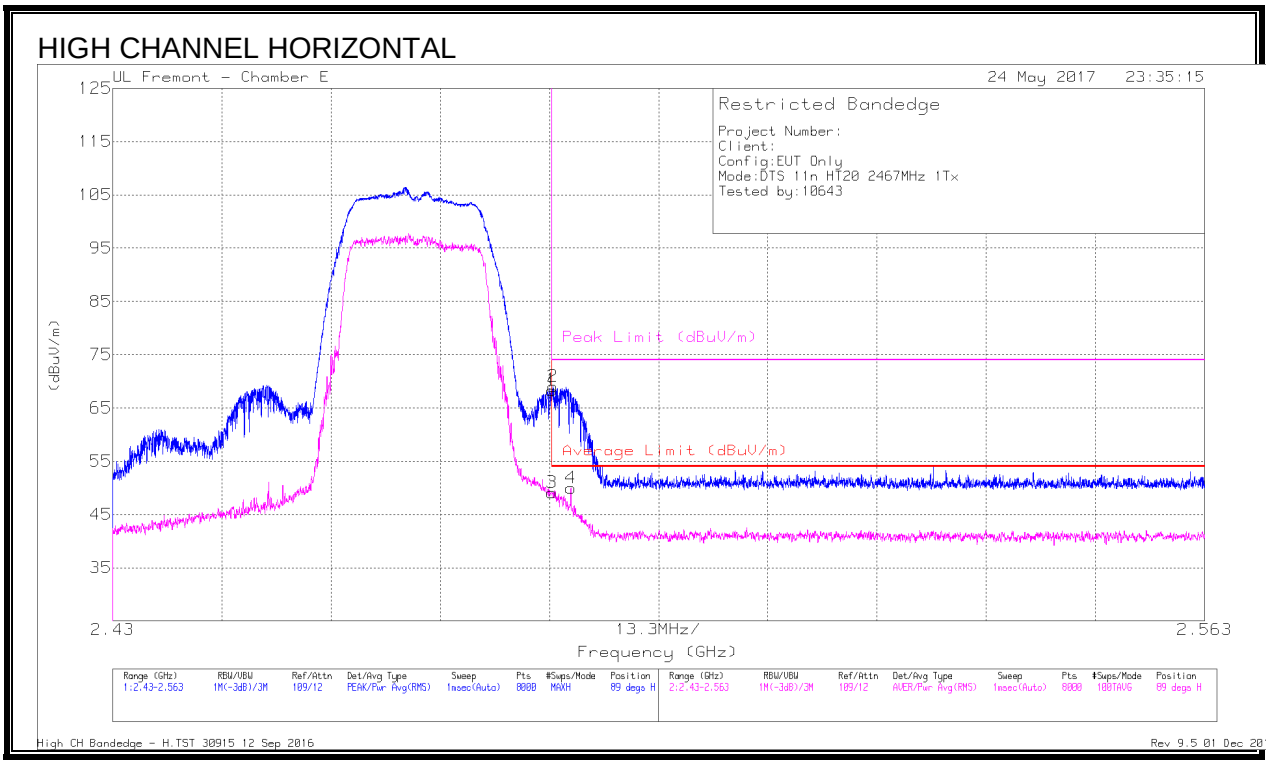

Marker	Frequency (GHz)	Meter Reading (dBuV)	Det	AF T136 (dB/m)	Amp/Cbl/Fltr/Pad (dB)	Corrected Reading (dBuV/m)	Average Limit (dBuV/m)	Margin (dB)	Peak Limit (dBuV/m)	PK Margin (dB)	Azimuth (Degs)	Height (cm)	Polarity
1	* 2.484	55.35	Pk	32.7	-19.7	68.35	-	-	74	-5.65	89	207	H
2	* 2.484	56.01	Pk	32.7	-19.7	69.01	-	-	74	-4.99	89	207	H
3	* 2.484	36.11	RMS	32.7	-19.7	49.11	54	-4.89	-	-	89	207	H
4	* 2.486	37.03	RMS	32.7	-19.8	49.93	54	-4.07	-	-	89	207	H

* - indicates frequency in CFR47 Pt 15 / IC RSS-Restricted Band
Pk - Peak detector
RMS - RMS detection

This report shall not be reproduced except in full, without the written approval of UL Verification Services Inc.

HIGH CHANNEL VERTICAL

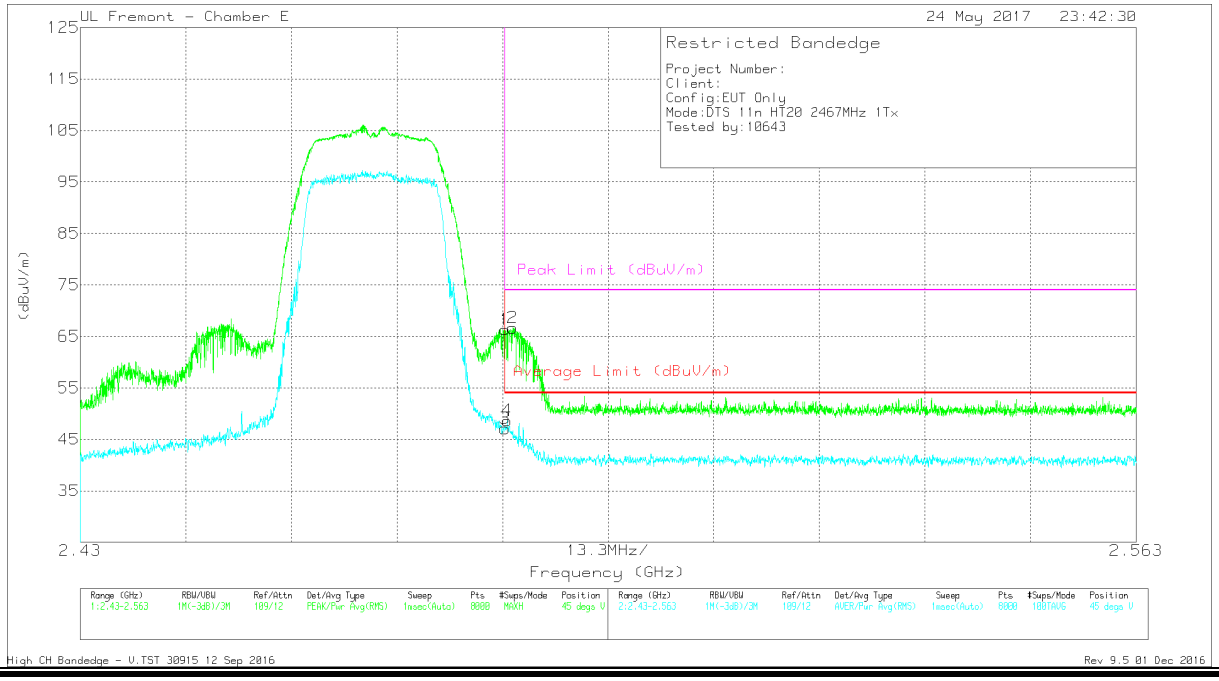

Marker	Frequency (GHz)	Meter Reading (dBuV)	Det	AF T136 (dB/m)	Amp/Cbl/Fltr/Pad (dB)	Corrected Reading (dBuV/m)	Average Limit (dBuV/m)	Margin (dB)	Peak Limit (dBuV/m)	PK Margin (dB)	Azimuth (Degs)	Height (cm)	Polarity
1	* 2.484	53.34	Pk	32.7	-19.7	66.34	-	-	74	-7.66	45	361	V
2	* 2.484	53.66	Pk	32.7	-19.7	66.66	-	-	74	-7.34	45	361	V
3	* 2.484	34.1	RMS	32.7	-19.7	47.1	54	-6.9	-	-	45	361	V
4	* 2.484	35.64	RMS	32.7	-19.7	48.64	54	-5.36	-	-	45	361	V

* - indicates frequency in CFR47 Pt 15 / IC RSS-Restricted Band
Pk - Peak detector
RMS - RMS detection

This report shall not be reproduced except in full, without the written approval of UL Verification Services Inc.

AUTHORIZED BANDEDGE (HIGH CHANNEL, CH 13)

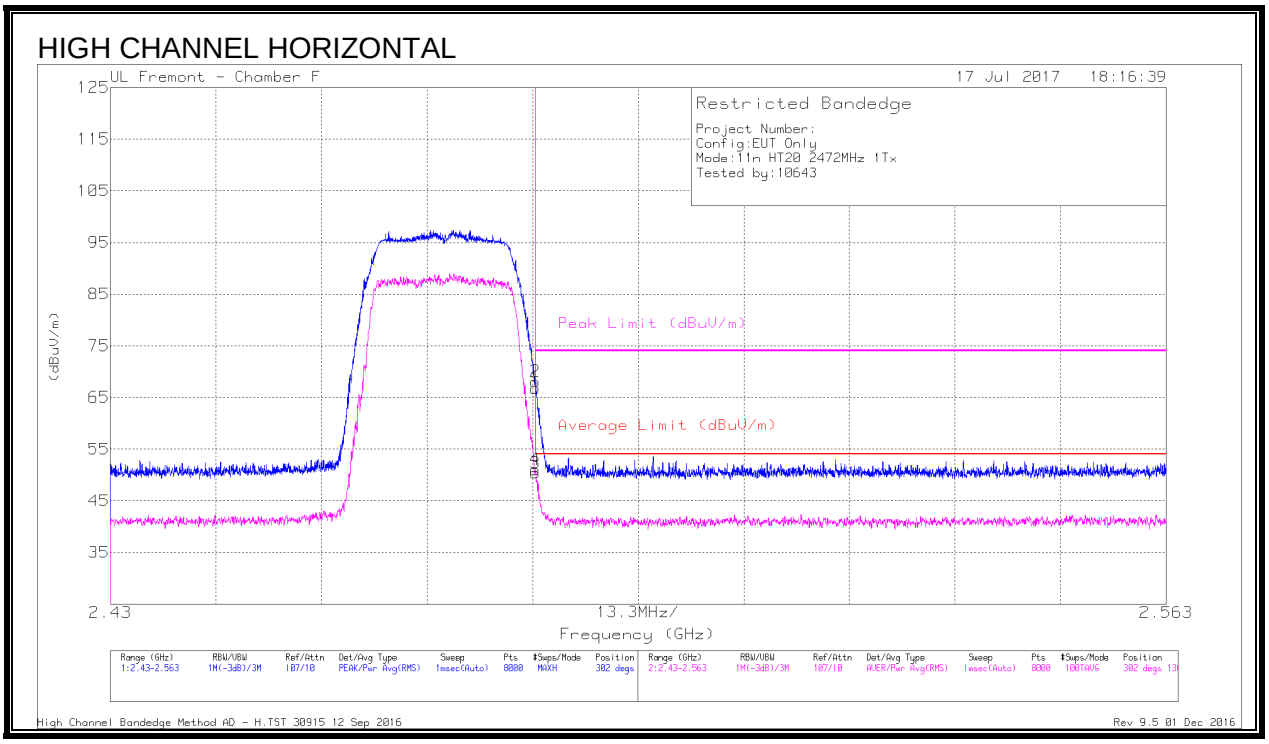

Marker	Frequency (GHz)	Meter Reading (dBuV)	Det	AF T119 (dB/m)	Amp/Cbl/Fltr/Pad (dB)	Corrected Reading (dBuV/m)	Average Limit (dBuV/m)	Margin (dB)	Peak Limit (dBuV/m)	PK Margin (dB)	Azimuth (Degs)	Height (cm)	Polarity
1	* 2.484	55.68	Pk	32.1	-21	66.78	-	-	74	-7.22	302	130	H
2	* 2.484	56.96	Pk	32.1	-21	68.06	-	-	74	-5.94	302	130	H
3	* 2.484	39.28	RMS	32.1	-21	50.38	54	-3.62	-	-	302	130	H
4	* 2.484	39.94	RMS	32.1	-21	51.04	54	-2.96	-	-	302	130	H

* - indicates frequency in CFR47 Pt 15 / IC RSS-Restricted Band
Pk - Peak detector
RMS - RMS detection

This report shall not be reproduced except in full, without the written approval of UL Verification Services Inc.

HIGH CHANNEL VERTICAL

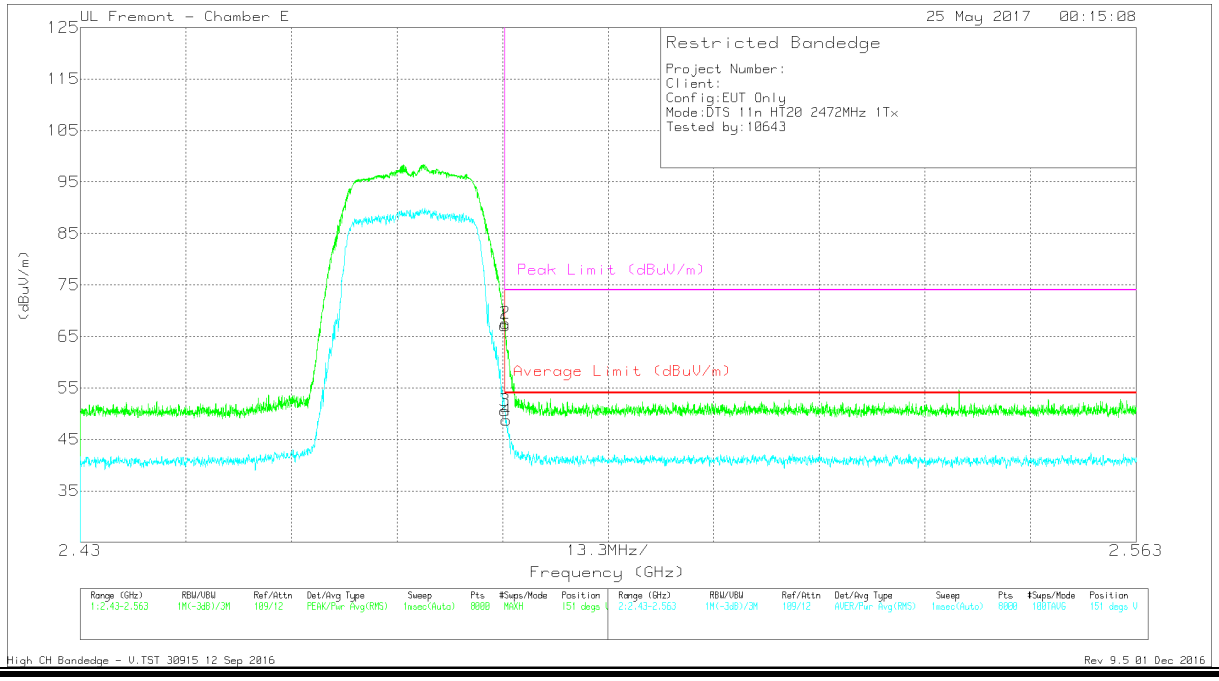

Marker	Frequency (GHz)	Meter Reading (dBuV)	Det	AF T136 (dB/m)	Amp/Cbl/Fltr/Pad (dB)	Corrected Reading (dBuV/m)	Average Limit (dBuV/m)	Margin (dB)	Peak Limit (dBuV/m)	PK Margin (dB)	Azimuth (Degs)	Height (cm)	Polarity
1	* 2.484	54.14	Pk	32.7	-19.7	67.14	-	-	74	-6.86	151	392	V
2	* 2.484	54.58	Pk	32.7	-19.7	67.58	-	-	74	-6.42	151	392	V
3	* 2.484	37.61	RMS	32.7	-19.7	50.61	54	-3.39	-	-	151	392	V
4	* 2.484	35.74	RMS	32.7	-19.7	48.74	54	-5.26	-	-	151	392	V

* - indicates frequency in CFR47 Pt 15 / IC RSS-Restricted Band
Pk - Peak detector
RMS - RMS detection

This report shall not be reproduced except in full, without the written approval of UL Verification Services Inc.

HARMONICS AND SPURIOUS EMISSIONS

Note: Covered by HT20, 2TX

This report shall not be reproduced except in full, without the written approval of UL Verification Services Inc.

9.2.4. 1n HT20 LAT 3 SISO MODE IN THE 2.4GHz BAND

AUTHORIZED BANDEDGE (LOW CHANNEL, CH 1)

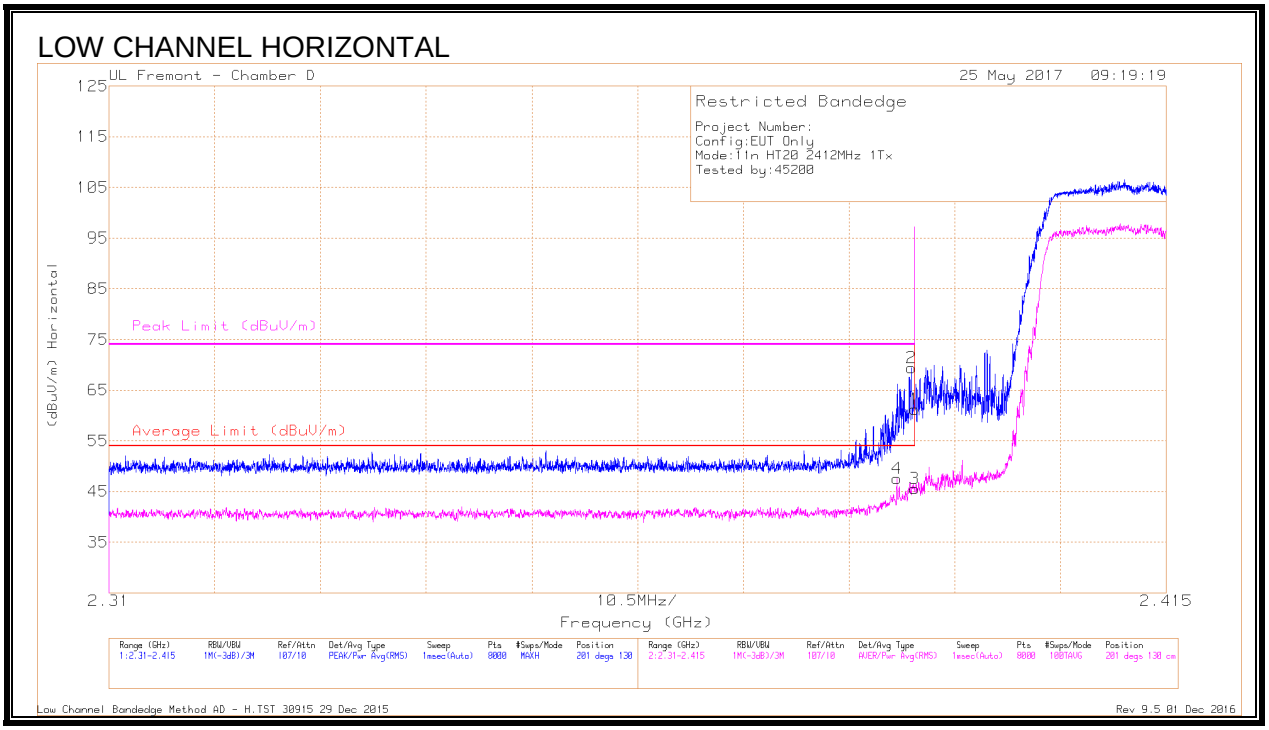

Marker	Frequency (GHz)	Meter Reading (dBuV)	Det	AF T120 (dB/m)	Amp/Cbl/Fltr/Pad (dB)	Corrected Reading (dBuV/m)	Average Limit (dBuV/m)	Margin (dB)	Peak Limit (dBuV/m)	PK Margin (dB)	Azimuth (Degs)	Height (cm)	Polarity
1	* 2.39	49.86	Pk	32.1	-20.7	61.26	-	-	74	-12.74	201	130	H
2	* 2.39	58.12	Pk	32.1	-20.8	69.42	-	-	74	-4.58	201	130	H
3	* 2.39	34.18	RMS	32.1	-20.7	45.58	54	-8.42	-	-	201	130	H
4	* 2.388	36.31	RMS	32.1	-20.8	47.61	54	-6.39	-	-	201	130	H

* - indicates frequency in CFR47 Pt 15 / IC RSS-Restricted Band
Pk - Peak detector
RMS - RMS detection

This report shall not be reproduced except in full, without the written approval of UL Verification Services Inc.

LOW CHANNEL VERTICAL

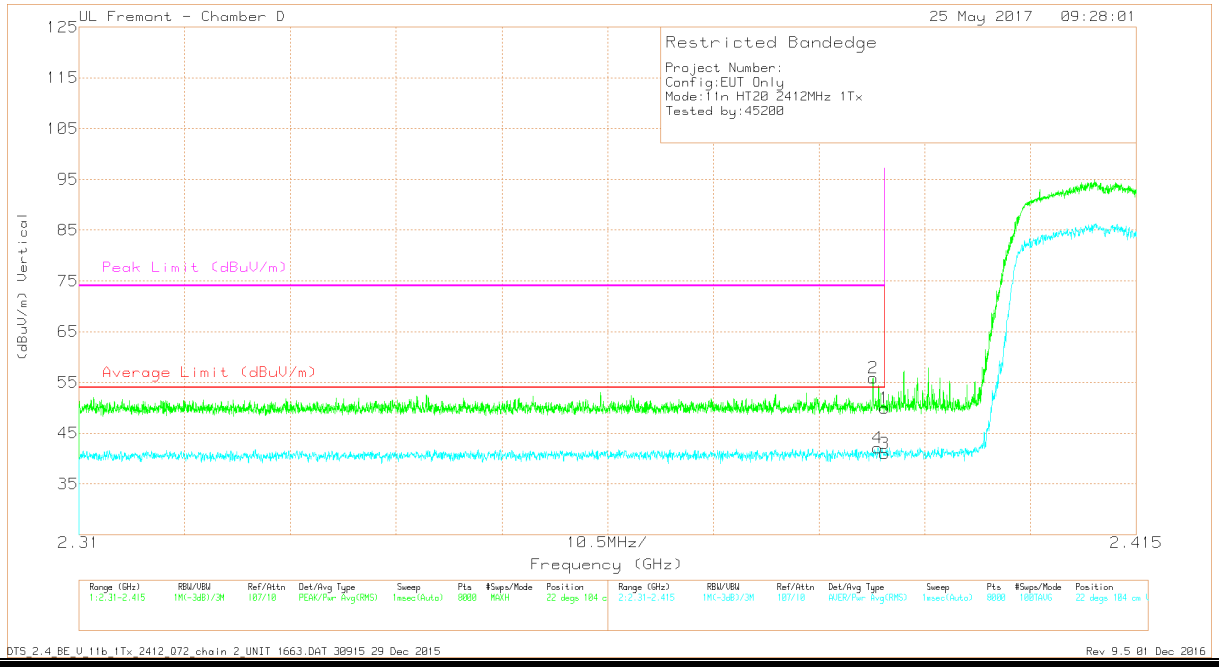

Marker	Frequency (GHz)	Meter Reading (dBuV)	Det	AF T120 (dB/m)	Amp/Cbl/Fltr/Pad (dB)	Corrected Reading (dBuV/m)	Average Limit (dBuV/m)	Margin (dB)	Peak Limit (dBuV/m)	PK Margin (dB)	Azimuth (Degs)	Height (cm)	Polarity
1	* 2.39	38.56	Pk	32.1	-20.7	49.96	-	-	74	-24.04	22	104	V
2	* 2.389	44.54	Pk	32.1	-20.8	55.84	-	-	74	-18.16	22	104	V
3	* 2.39	29.53	RMS	32.1	-20.7	40.93	54	-13.07	-	-	22	104	V
4	* 2.389	30.85	RMS	32.1	-20.8	42.15	54	-11.85	-	-	22	104	V

* - indicates frequency in CFR47 Pt 15 / IC RSS-Restricted Band
Pk - Peak detector
RMS - RMS detection

This report shall not be reproduced except in full, without the written approval of UL Verification Services Inc.

AUTHORIZED BANDEDGE (LOW CHANNEL, CH 2)

LOW CHANNEL HO

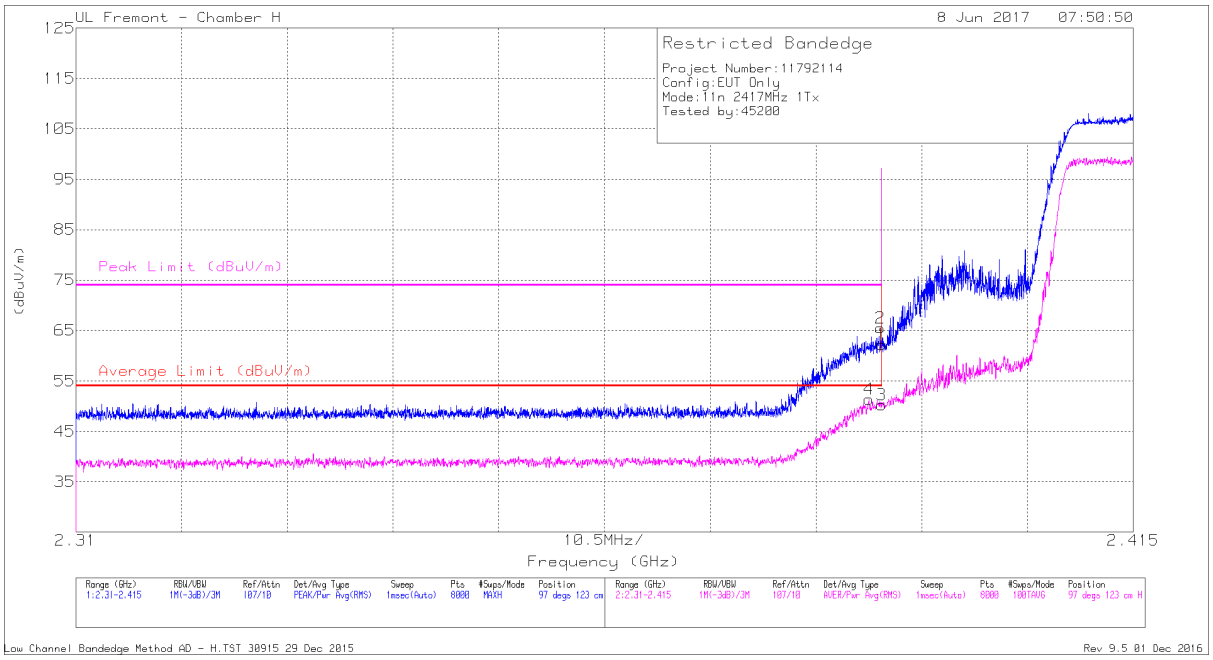

RIZONTAL

Marker	Frequency (GHz)	Meter Reading (dBuV)	Det	AF T344 (dB/m)	Amp/Cbl/Fltr/Pad (dB)	Corrected Reading (dBuV/m)	Average Limit (dBuV/m)	Margin (dB)	Peak Limit (dBuV/m)	PK Margin (dB)	Azimuth (Degs)	Height (cm)	Polarity
1	* 2.39	58.03	Pk	32.3	-28.1	62.23	-	-	74	-11.77	97	123	H
2	* 2.39	61.35	Pk	32.3	-28.1	65.55	-	-	74	-8.45	97	123	H
3	* 2.39	46.03	RMS	32.3	-28.1	50.23	54	-3.77	-	-	97	123	H
4	* 2.389	47.16	RMS	32.3	-28.1	51.36	54	-2.64	-	-	97	123	H

* - indicates frequency in CFR47 Pt 15 / IC RSS-Restricted Band
Pk - Peak detector
RMS - RMS detection

This report shall not be reproduced except in full, without the written approval of UL Verification Services Inc.

LOW CHANNEL VERTICAL

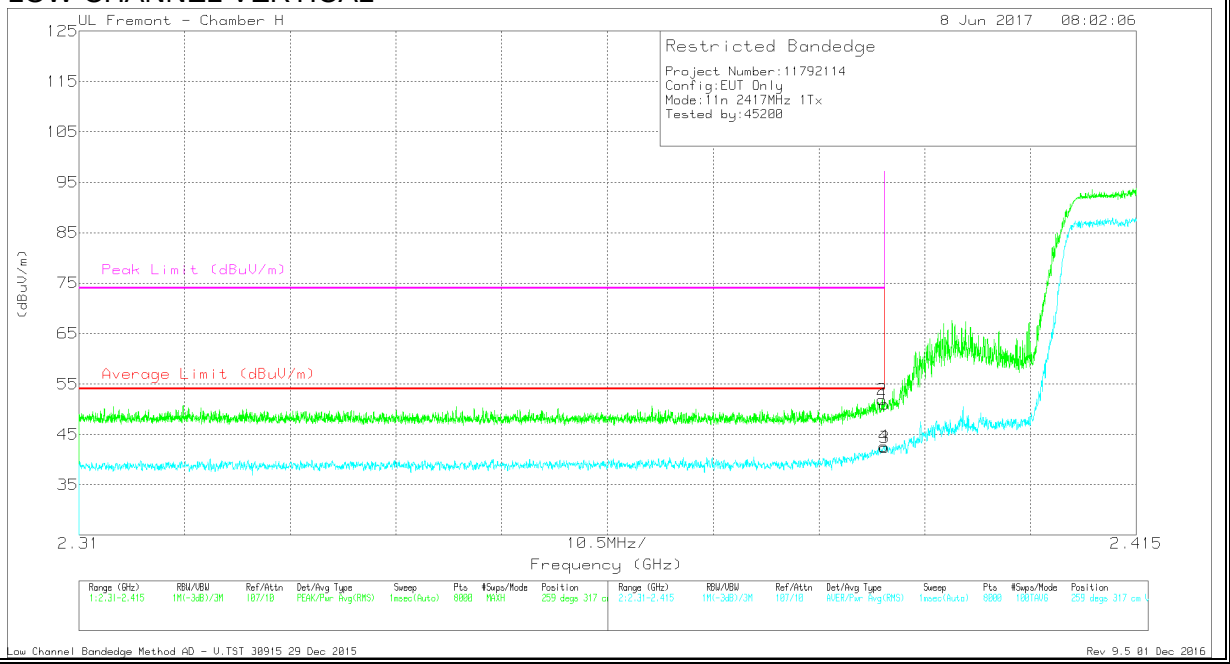

Marker	Frequency (GHz)	Meter Reading (dBuV)	Det	AF T344 (dB/m)	Amp/Cbl/Fltr/Pad (dB)	Corrected Reading (dBuV/m)	Average Limit (dBuV/m)	Margin (dB)	Peak Limit (dBuV/m)	PK Margin (dB)	Azimuth (Degs)	Height (cm)	Polarity
1	* 2.39	46.87	Pk	32.3	-28.1	51.07	-	-	74	-22.93	259	317	V
2	* 2.39	47.72	Pk	32.3	-28.1	51.92	-	-	74	-22.08	259	317	V
3	* 2.39	38.16	RMS	32.3	-28.1	42.36	54	-11.64	-	-	259	317	V
4	* 2.39	38.47	RMS	32.3	-28.1	42.67	54	-11.33	-	-	259	317	V

* - indicates frequency in CFR47 Pt 15 / IC RSS-Restricted Band
Pk - Peak detector
RMS - RMS detection

This report shall not be reproduced except in full, without the written approval of UL Verification Services Inc.

AUTHORIZED BANDEDGE (LOW CHANNEL, CH 3)

LOW CHANNEL HORIZONTAL

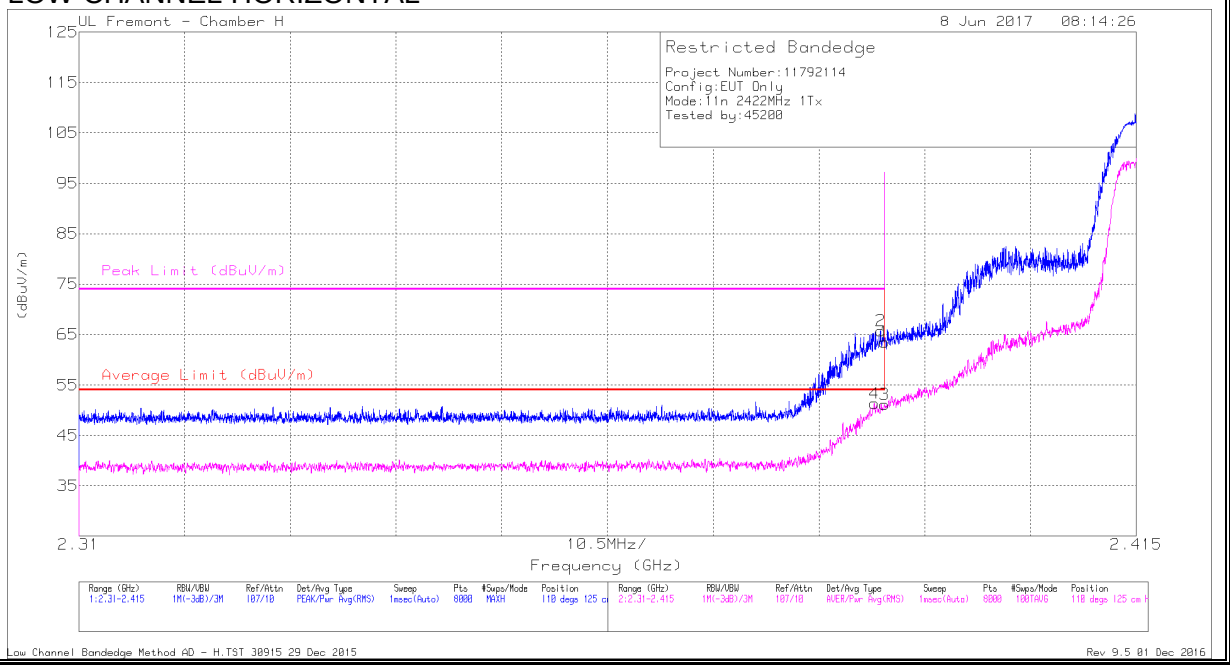

Marker	Frequency (GHz)	Meter Reading (dBuV)	Det	AF T344 (dB/m)	Amp/Cbl/Fltr/Pad (dB)	Corrected Reading (dBuV/m)	Average Limit (dBuV/m)	Margin (dB)	Peak Limit (dBuV/m)	PK Margin (dB)	Azimuth (Degs)	Height (cm)	Polarity
1	* 2.39	59.28	Pk	32.3	-28.1	63.48	-	-	74	-10.52	110	125	H
2	* 2.39	61.55	Pk	32.3	-28.1	65.75	-	-	74	-8.25	110	125	H
3	* 2.39	46.99	RMS	32.3	-28.1	51.19	54	-2.81	-	-	110	125	H
4	* 2.389	47.13	RMS	32.3	-28.1	51.33	54	-2.67	-	-	110	125	H

* - indicates frequency in CFR47 Pt 15 / IC RSS-Restricted Band
Pk - Peak detector
RMS - RMS detection

This report shall not be reproduced except in full, without the written approval of UL Verification Services Inc.

LOW CHANNEL VERTICAL

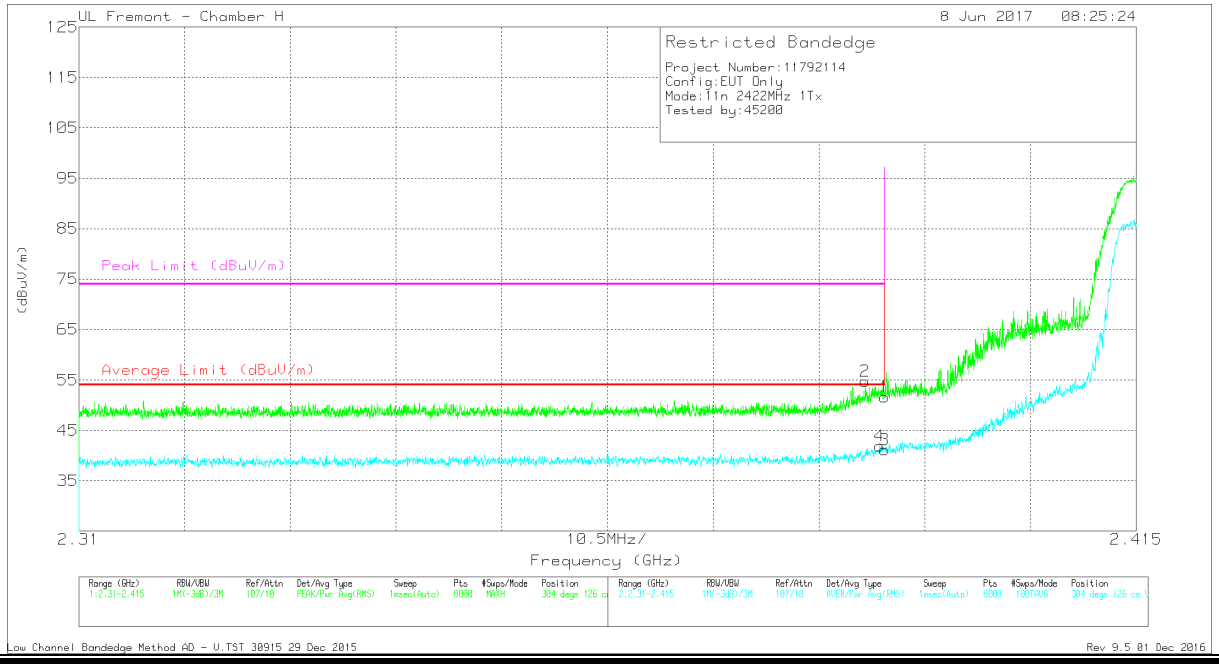

Marker	Frequency (GHz)	Meter Reading (dBuV)	Det	AF T344 (dB/m)	Amp/Cbl/Fltr/Pad (dB)	Corrected Reading (dBuV/m)	Average Limit (dBuV/m)	Margin (dB)	Peak Limit (dBuV/m)	PK Margin (dB)	Azimuth (Degs)	Height (cm)	Polarity
1	* 2.39	47.4	Pk	32.3	-28.1	51.6	-	-	74	-22.4	304	126	V
2	* 2.388	50.52	Pk	32.3	-28.1	54.72	-	-	74	-19.28	304	126	V
3	* 2.39	36.97	RMS	32.3	-28.1	41.17	54	-12.83	-	-	304	126	V
4	* 2.39	37.66	RMS	32.3	-28.1	41.86	54	-12.14	-	-	304	126	V

* - indicates frequency in CFR47 Pt 15 / IC RSS-Restricted Band
Pk - Peak detector
RMS - RMS detection

This report shall not be reproduced except in full, without the written approval of UL Verification Services Inc.

AUTHORIZED BANDEDGE (HIGH CHANNEL, CH 9)

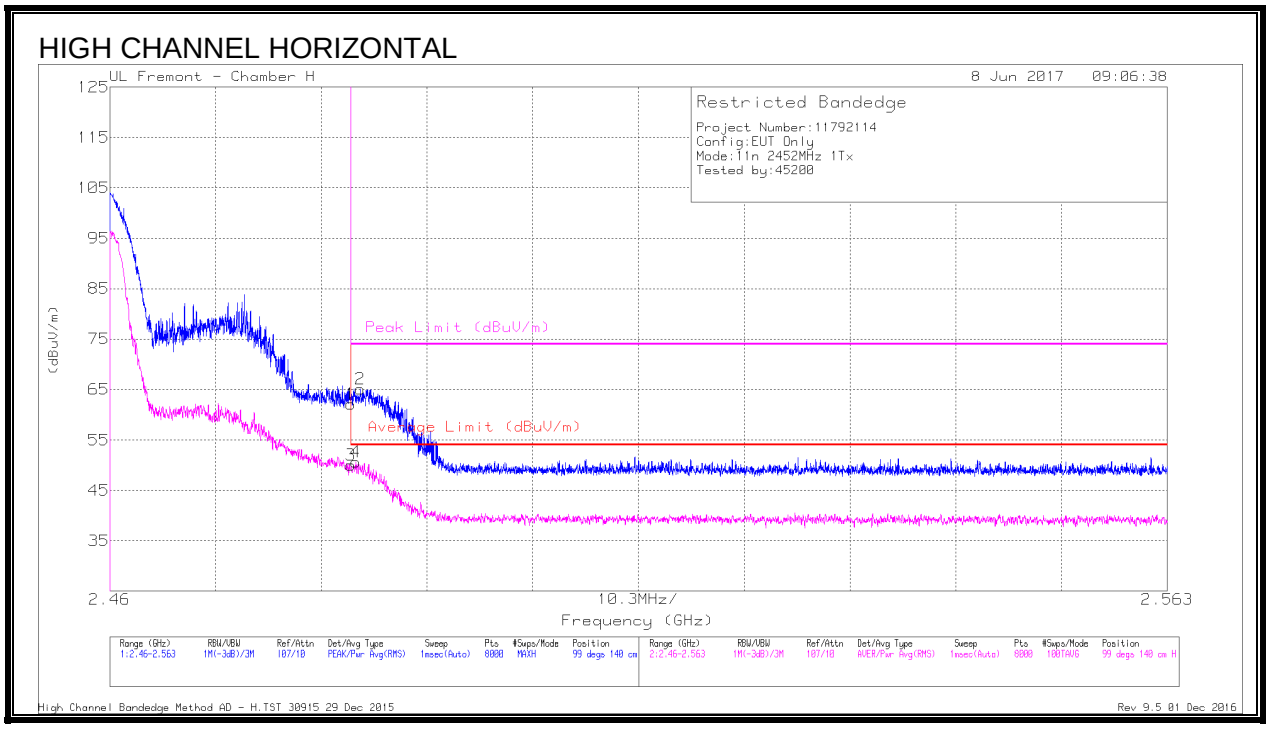

Marker	Frequency (GHz)	Meter Reading (dBuV)	Det	AF T344 (dB/m)	Amp/Cbl/Fltr/Pad (dB)	Corrected Reading (dBuV/m)	Average Limit (dBuV/m)	Margin (dB)	Peak Limit (dBuV/m)	PK Margin (dB)	Azimuth (Degs)	Height (cm)	Polarity
1	* 2.484	57.93	Pk	32.4	-28.2	62.13	-	-	74	-11.87	99	140	H
2	* 2.484	60.91	Pk	32.4	-28.2	65.11	-	-	74	-8.89	99	140	H
3	* 2.484	45.79	RMS	32.4	-28.2	49.99	54	-4.01	-	-	99	140	H
4	* 2.484	46.44	RMS	32.4	-28.2	50.64	54	-3.36	-	-	99	140	H

* - indicates frequency in CFR47 Pt 15 / IC RSS-Restricted Band
Pk - Peak detector
RMS - RMS detection

This report shall not be reproduced except in full, without the written approval of UL Verification Services Inc.

HIGH CHANNEL VERTICAL

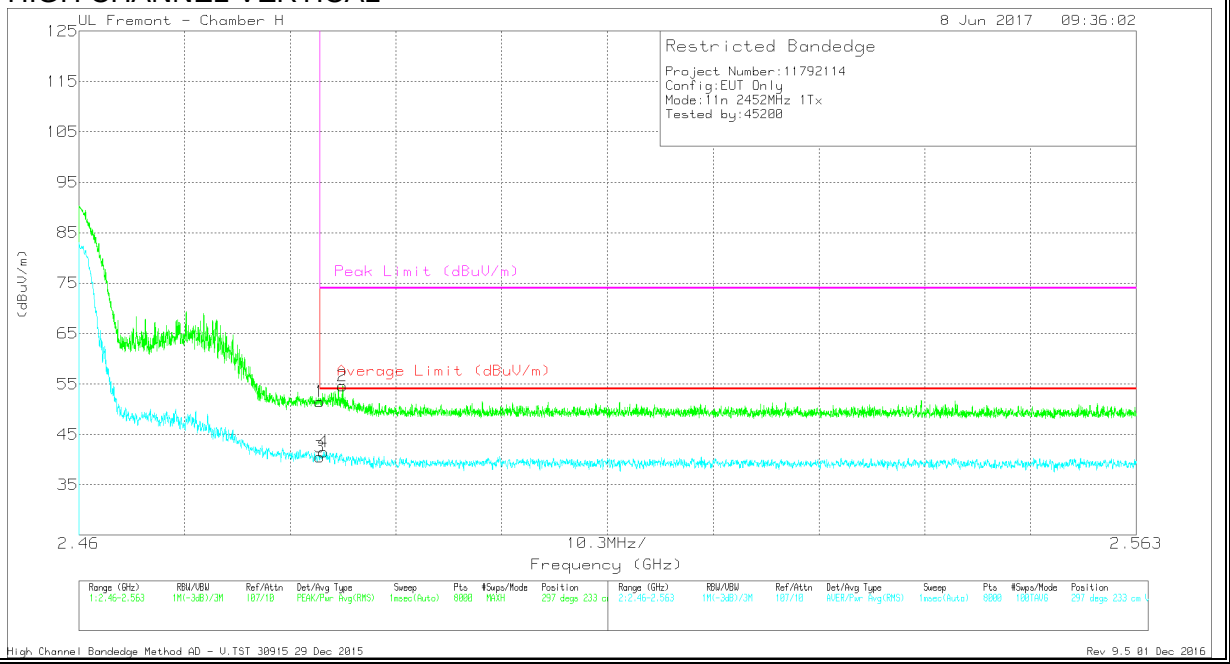

Marker	Frequency (GHz)	Meter Reading (dBuV)	Det	AF T344 (dB/m)	Amp/Cbl/Fltr/Pad (dB)	Corrected Reading (dBuV/m)	Average Limit (dBuV/m)	Margin (dB)	Peak Limit (dBuV/m)	PK Margin (dB)	Azimuth (Degs)	Height (cm)	Polarity
1	* 2.484	47.29	Pk	32.4	-28.2	51.49	-	-	74	-22.51	297	233	V
2	* 2.486	50.43	Pk	32.4	-28.2	54.63	-	-	74	-19.37	297	233	V
3	* 2.484	36.38	RMS	32.4	-28.2	40.58	54	-13.42	-	-	297	233	V
4	* 2.484	37.35	RMS	32.4	-28.2	41.55	54	-12.45	-	-	297	233	V

* - indicates frequency in CFR47 Pt 15 / IC RSS-Restricted Band
Pk - Peak detector
RMS - RMS detection

This report shall not be reproduced except in full, without the written approval of UL Verification Services Inc.

AUTHORIZED BANDEDGE (HIGH CHANNEL, CH 10)

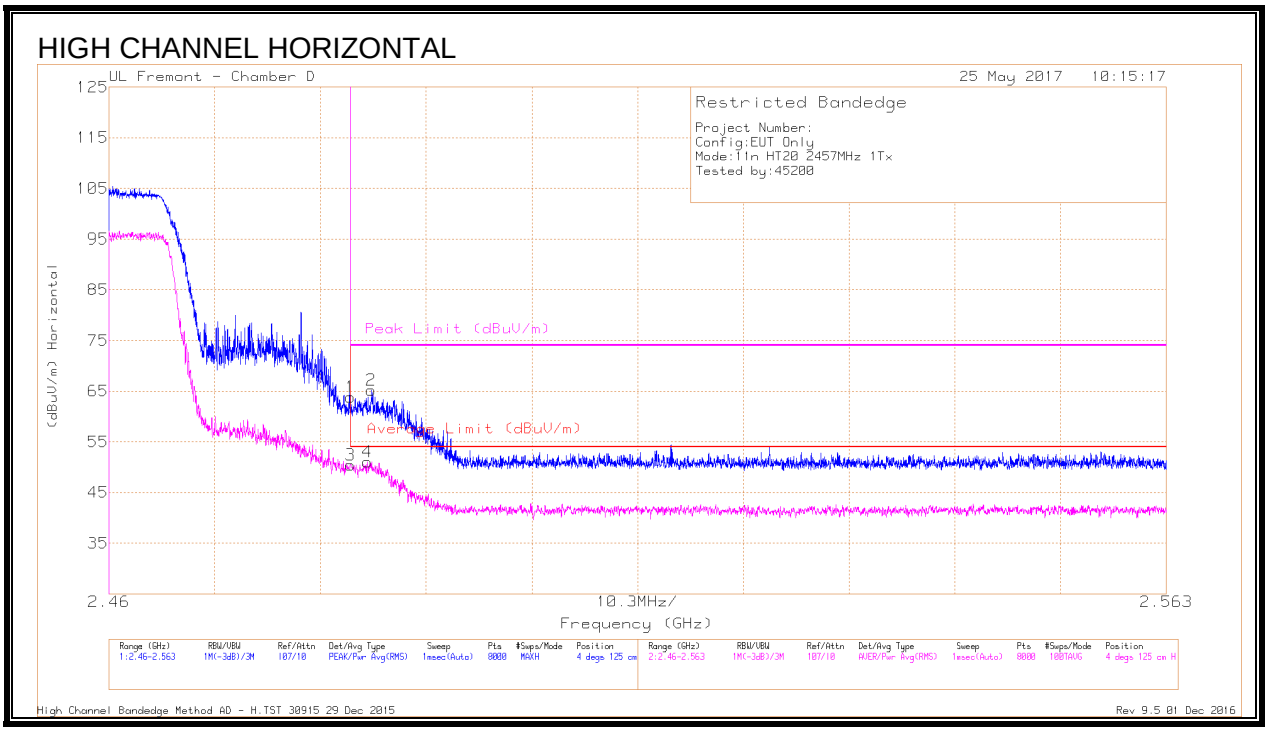

Marker	Frequency (GHz)	Meter Reading (dBuV)	Det	AF T120 (dB/m)	Amp/Cbl/Fltr/Pad (dB)	Corrected Reading (dBuV/m)	Average Limit (dBuV/m)	Margin (dB)	Peak Limit (dBuV/m)	PK Margin (dB)	Azimuth (Degs)	Height (cm)	Polarity
1	* 2.484	52.07	Pk	32.5	-20.8	63.77	-	-	74	-10.23	4	125	H
3	* 2.484	38.77	RMS	32.5	-20.8	50.47	54	-3.53	-	-	4	125	H
4	* 2.485	39.35	RMS	32.5	-20.8	51.05	54	-2.95	-	-	4	125	H
2	* 2.486	53.43	Pk	32.6	-20.8	65.23	-	-	74	-8.77	4	125	H

* - indicates frequency in CFR47 Pt 15 / IC RSS-Restricted Band
Pk - Peak detector
RMS - RMS detection

This report shall not be reproduced except in full, without the written approval of UL Verification Services Inc.

HIGH CHANNEL VERTICAL

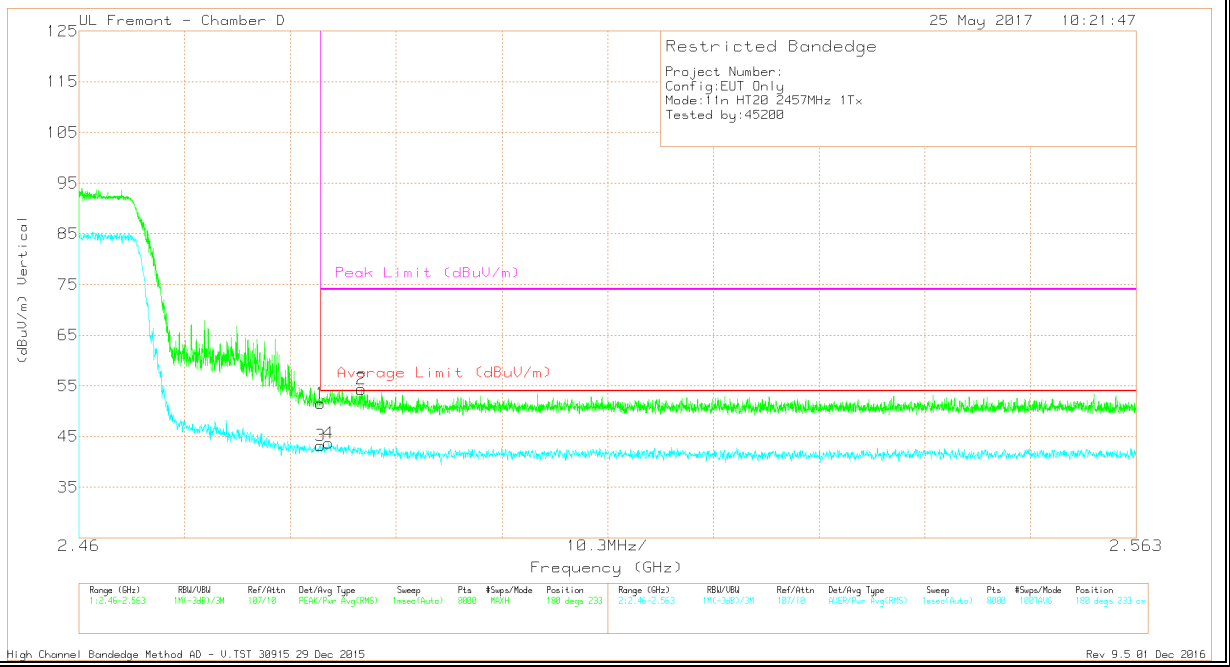

Marker	Frequency (GHz)	Meter Reading (dBuV)	Det	AF T120 (dB/m)	Amp/Cbl/Fltr/Pad (dB)	Corrected Reading (dBuV/m)	Average Limit (dBuV/m)	Margin (dB)	Peak Limit (dBuV/m)	PK Margin (dB)	Azimuth (Degs)	Height (cm)	Polarity
1	* 2.484	39.82	Pk	32.5	-20.8	51.52	-	-	74	-22.48	180	233	V
2	* 2.488	42.53	Pk	32.6	-20.8	54.33	-	-	74	-19.67	180	233	V
3	* 2.484	31.49	RMS	32.5	-20.8	43.19	54	-10.81	-	-	180	233	V
4	* 2.484	31.96	RMS	32.5	-20.8	43.66	54	-10.34	-	-	180	233	V

* - indicates frequency in CFR47 Pt 15 / IC RSS-Restricted Band
Pk - Peak detector

This report shall not be reproduced except in full, without the written approval of UL Verification Services Inc.

AUTHORIZED BANDEDGE (HIGH CHANNEL, CH 11)

HIGH CHANNEL HORIZONTAL

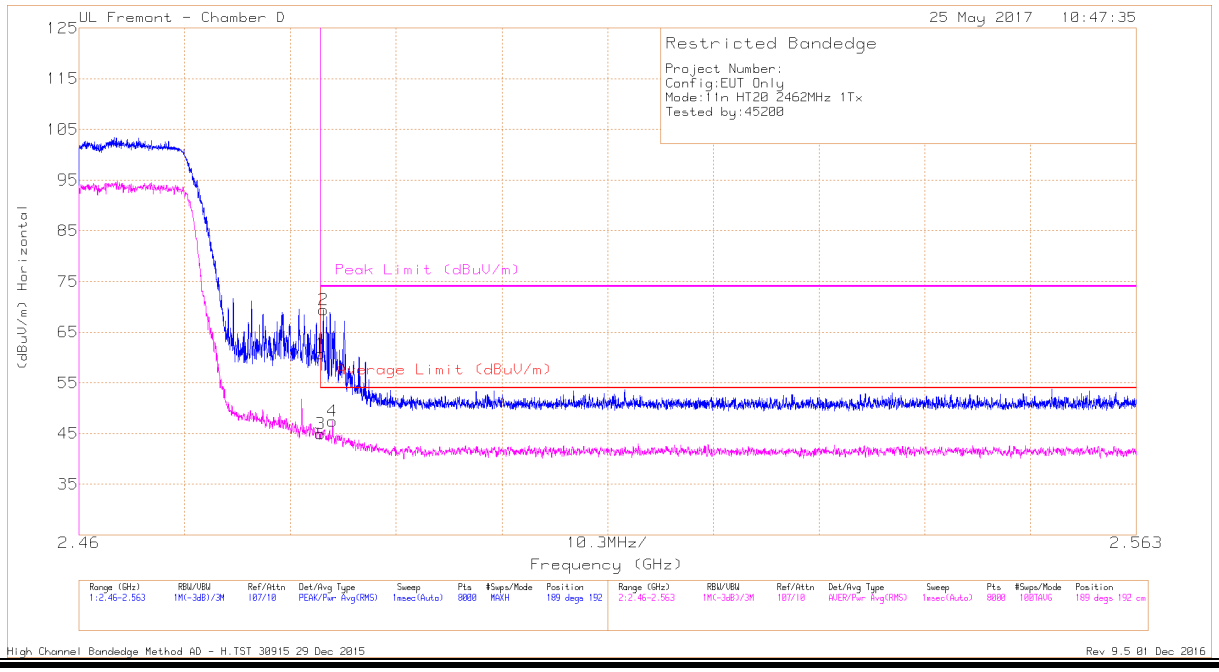

Marker	Frequency (GHz)	Meter Reading (dBuV)	Det	AF T120 (dB/m)	Amp/Cbl/Fltr/Pad (dB)	Corrected Reading (dBuV/m)	Average Limit (dBuV/m)	Margin (dB)	Peak Limit (dBuV/m)	PK Margin (dB)	Azimuth (Degs)	Height (cm)	Polarity
1	* 2.484	48.97	Pk	32.5	-20.8	60.67	-	-	74	-13.33	189	192	H
2	* 2.484	57.68	Pk	32.5	-20.8	69.38	-	-	74	-4.62	189	192	H
3	* 2.484	33.27	RMS	32.5	-20.8	44.97	54	-9.03	-	-	189	192	H
4	* 2.485	35.73	RMS	32.5	-20.8	47.43	54	-6.57	-	-	189	192	H

* - indicates frequency in CFR47 Pt 15 / IC RSS-Restricted Band
Pk - Peak detector
RMS - RMS detection

This report shall not be reproduced except in full, without the written approval of UL Verification Services Inc.

HIGH CHANNEL VERTICAL

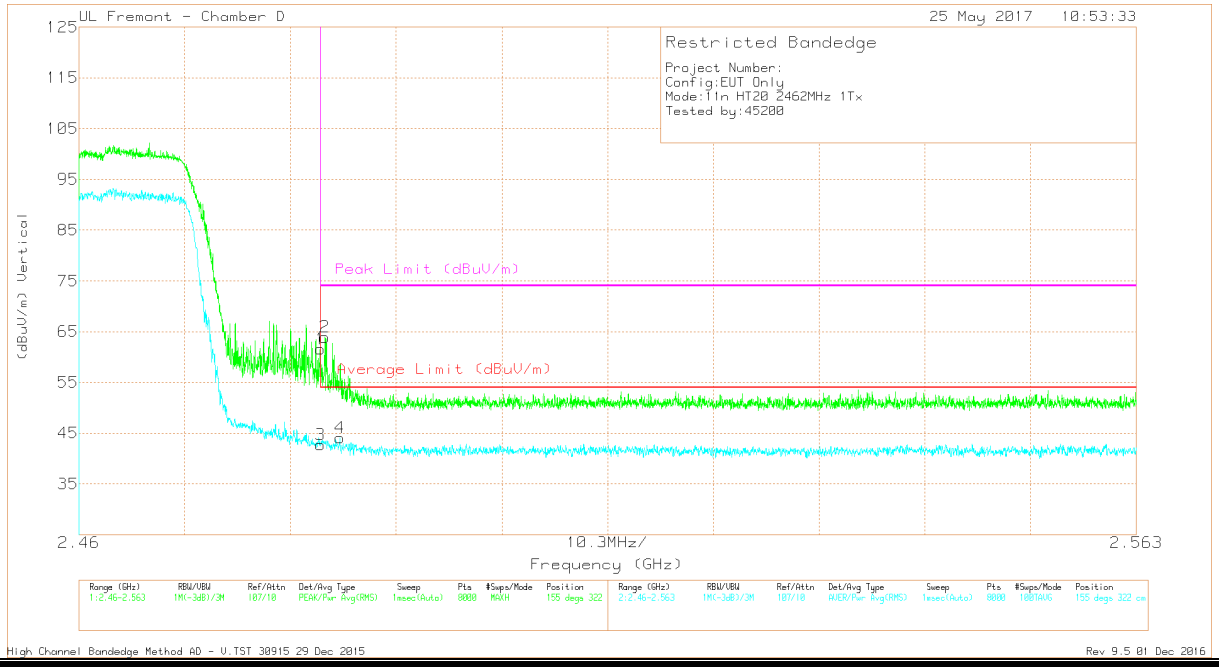

Marker	Frequency (GHz)	Meter Reading (dBuV)	Det	AF T120 (dB/m)	Amp/Cbl/Fltr/Pad (dB)	Corrected Reading (dBuV/m)	Average Limit (dBuV/m)	Margin (dB)	Peak Limit (dBuV/m)	PK Margin (dB)	Azimuth (Degs)	Height (cm)	Polarity
1	* 2.484	49.94	Pk	32.5	-20.8	61.64	-	-	74	-12.36	155	322	V
2	* 2.484	52.19	Pk	32.5	-20.8	63.89	-	-	74	-10.11	155	322	V
3	* 2.484	31.03	RMS	32.5	-20.8	42.73	54	-11.27	-	-	155	322	V
4	* 2.485	32.33	RMS	32.5	-20.8	44.03	54	-9.97	-	-	155	322	V

* - indicates frequency in CFR47 Pt 15 / IC RSS-Restricted Band
Pk - Peak detector
RMS - RMS detection

This report shall not be reproduced except in full, without the written approval of UL Verification Services Inc.

AUTHORIZED BANDEDGE (HIGH CHANNEL, CH 12)

HIGH CHANNEL HORIZONTAL

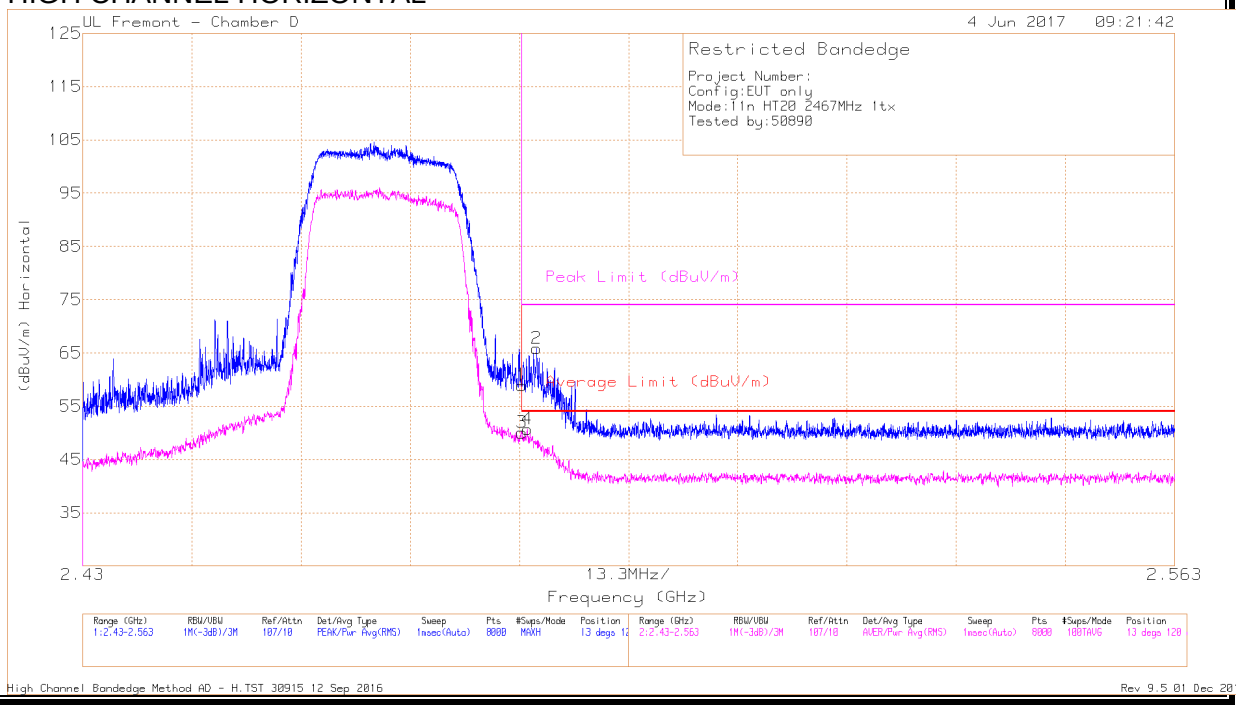

Marker	Frequency (GHz)	Meter Reading (dBuV)	Det	AF T120 (dB/m)	Amp/Cbl/Fltr/Pad (dB)	Corrected Reading (dBuV/m)	Average Limit (dBuV/m)	Margin (dB)	Peak Limit (dBuV/m)	PK Margin (dB)	Azimuth (Degs)	Height (cm)	Polarity
1	* 2.484	47.2	Pk	32.5	-20.8	58.9	-	-	74	-15.1	13	120	H
3	* 2.484	38.33	RMS	32.5	-20.8	50.03	54	-3.97	-	-	13	120	H
4	* 2.484	38.96	RMS	32.5	-20.8	50.66	54	-3.34	-	-	13	120	H
2	* 2.485	54.13	Pk	32.5	-20.8	65.83	-	-	74	-8.17	13	120	H

* - indicates frequency in CFR47 Pt 15 / IC RSS-Restricted Band
Pk - Peak detector
RMS - RMS detection

This report shall not be reproduced except in full, without the written approval of UL Verification Services Inc.

HIGH CHANNEL VERTICAL

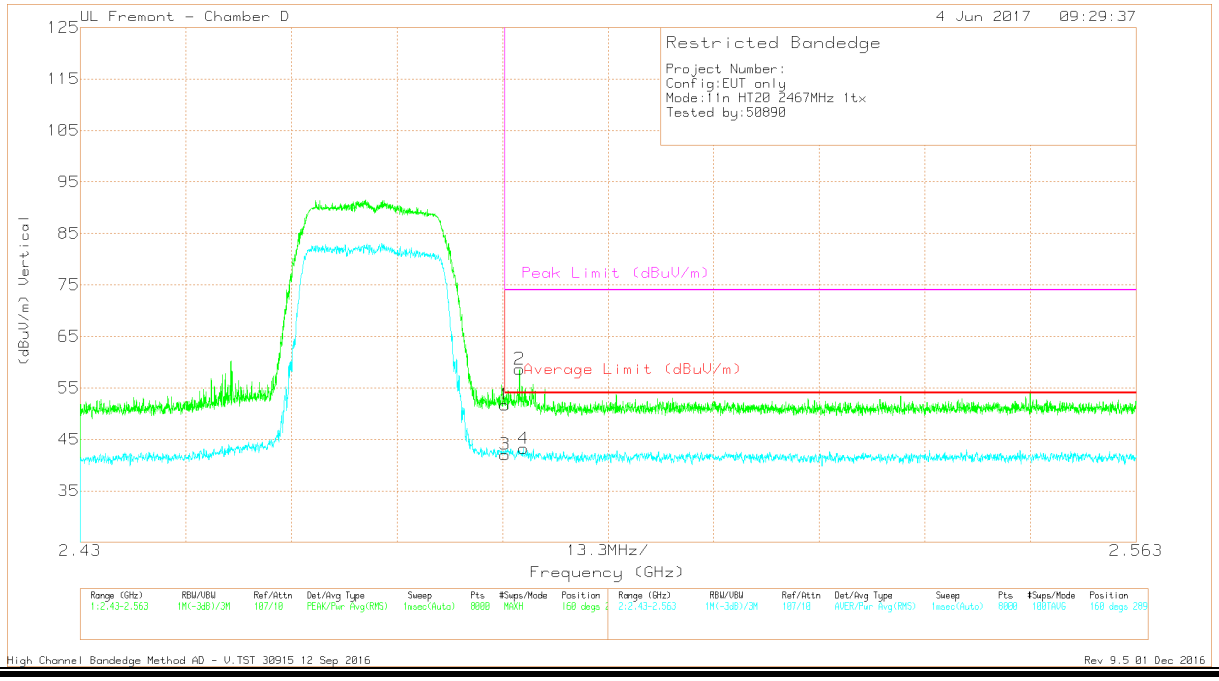

Marker	Frequency (GHz)	Meter Reading (dBuV)	Det	AF T120 (dB/m)	Amp/Cbl/Fltr/Pad (dB)	Corrected Reading (dBuV/m)	Average Limit (dBuV/m)	Margin (dB)	Peak Limit (dBuV/m)	PK Margin (dB)	Azimuth (Degs)	Height (cm)	Polarity
1	* 2.484	40.03	Pk	32.5	-20.8	51.73	-	-	74	-22.27	160	289	V
2	* 2.485	46.96	Pk	32.5	-20.8	58.66	-	-	74	-15.34	160	289	V
3	* 2.484	30.38	RMS	32.5	-20.8	42.08	54	-11.92	-	-	160	289	V
4	* 2.486	31.41	RMS	32.6	-20.8	43.21	54	-10.79	-	-	160	289	V

* - indicates frequency in CFR47 Pt 15 / IC RSS-Restricted Band
Pk - Peak detector
RMS - RMS detection

This report shall not be reproduced except in full, without the written approval of UL Verification Services Inc.

AUTHORIZED BANDEDGE (HIGH CHANNEL, CH 13)

HIGH CHANNEL HORIZONTAL

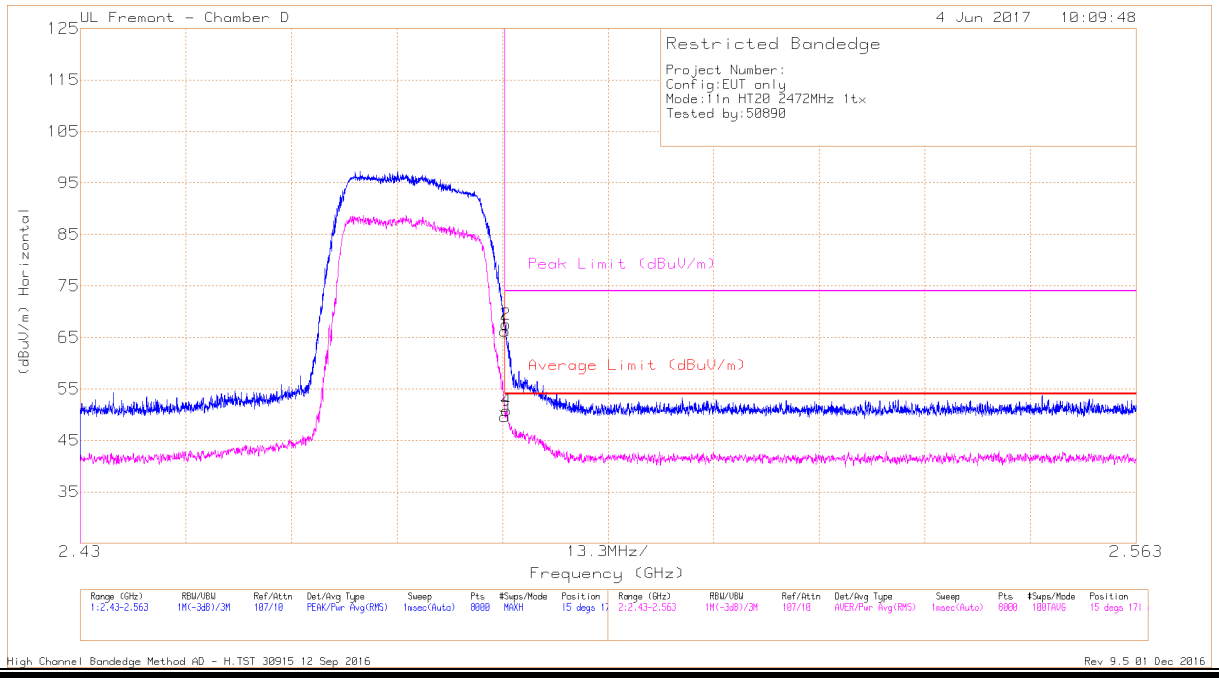

Marker	Frequency (GHz)	Meter Reading (dBuV)	Det	AF T120 (dB/m)	Amp/Cbl/Fltr/Pad (dB)	Corrected Reading (dBuV/m)	Average Limit (dBuV/m)	Margin (dB)	Peak Limit (dBuV/m)	PK Margin (dB)	Azimuth (Degs)	Height (cm)	Polarity
1	* 2.484	54.49	Pk	32.5	-20.8	66.19	-	-	74	-7.81	15	171	H
2	* 2.484	55.82	Pk	32.5	-20.8	67.52	-	-	74	-6.48	15	171	H
3	* 2.484	37.87	RMS	32.5	-20.8	49.57	54	-4.43	-	-	15	171	H
4	* 2.484	39.15	RMS	32.5	-20.8	50.85	54	-3.15	-	-	15	171	H

* - indicates frequency in CFR47 Pt 15 / IC RSS-Restricted Band
Pk - Peak detector
RMS - RMS detection

This report shall not be reproduced except in full, without the written approval of UL Verification Services Inc.

HIGH CHANNEL VERTICAL

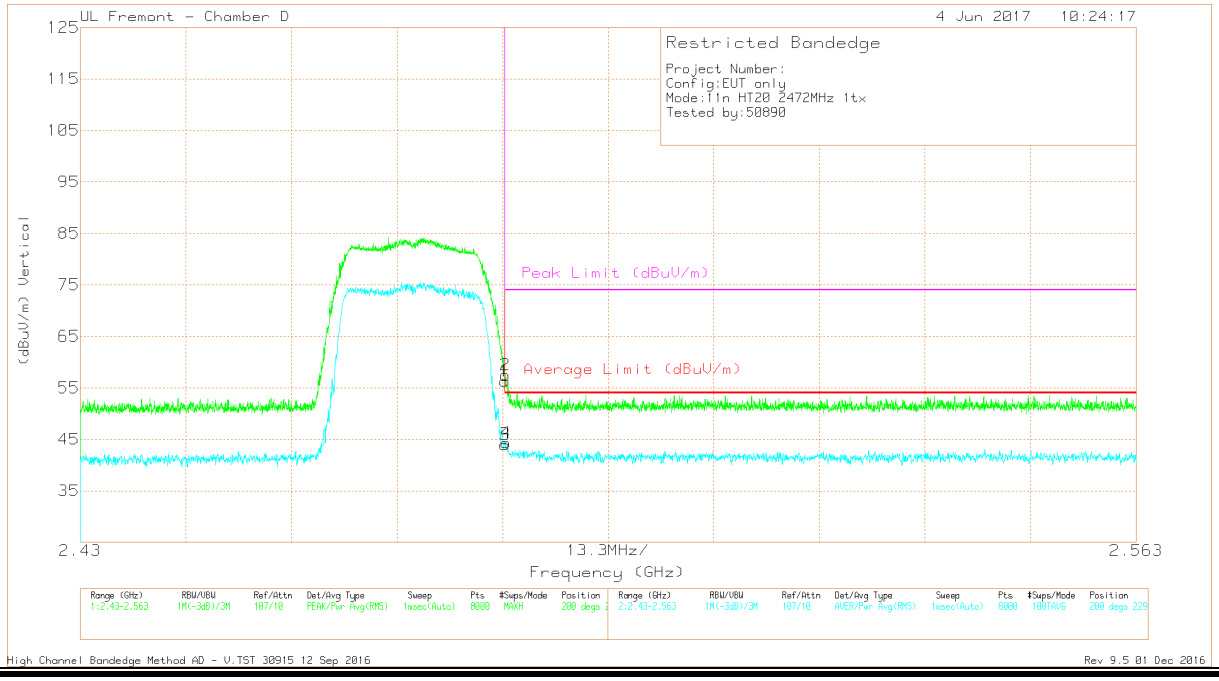

Marker	Frequency (GHz)	Meter Reading (dBuV)	Det	AF T120 (dB/m)	Amp/Cbl/Fltr/Pad (dB)	Corrected Reading (dBuV/m)	Average Limit (dBuV/m)	Margin (dB)	Peak Limit (dBuV/m)	PK Margin (dB)	Azimuth (Degs)	Height (cm)	Polarity
1	* 2.484	44.62	Pk	32.5	-20.8	56.32	-	-	74	-17.68	200	229	V
2	* 2.484	45.79	Pk	32.5	-20.8	57.49	-	-	74	-16.51	200	229	V
3	* 2.484	32.3	RMS	32.5	-20.8	44	54	-10	-	-	200	229	V
4	* 2.484	32.63	RMS	32.5	-20.8	44.33	54	-9.67	-	-	200	229	V

* - indicates frequency in CFR47 Pt 15 / IC RSS-Restricted Band
Pk - Peak detector
RMS - RMS detection

This report shall not be reproduced except in full, without the written approval of UL Verification Services Inc.

HARMONICS AND SPURIOUS EMISSIONS

Note: Covered by HT20, 2TX

This report shall not be reproduced except in full, without the written approval of UL Verification Services Inc.

9.2.5. 11n HT20 2TX CDD MIMO MODE IN THE 2.4GHz BAND

AUTHORIZED BANDEDGE (LOW CHANNEL, CH 1)

LOW CHANNEL HORIZONTAL

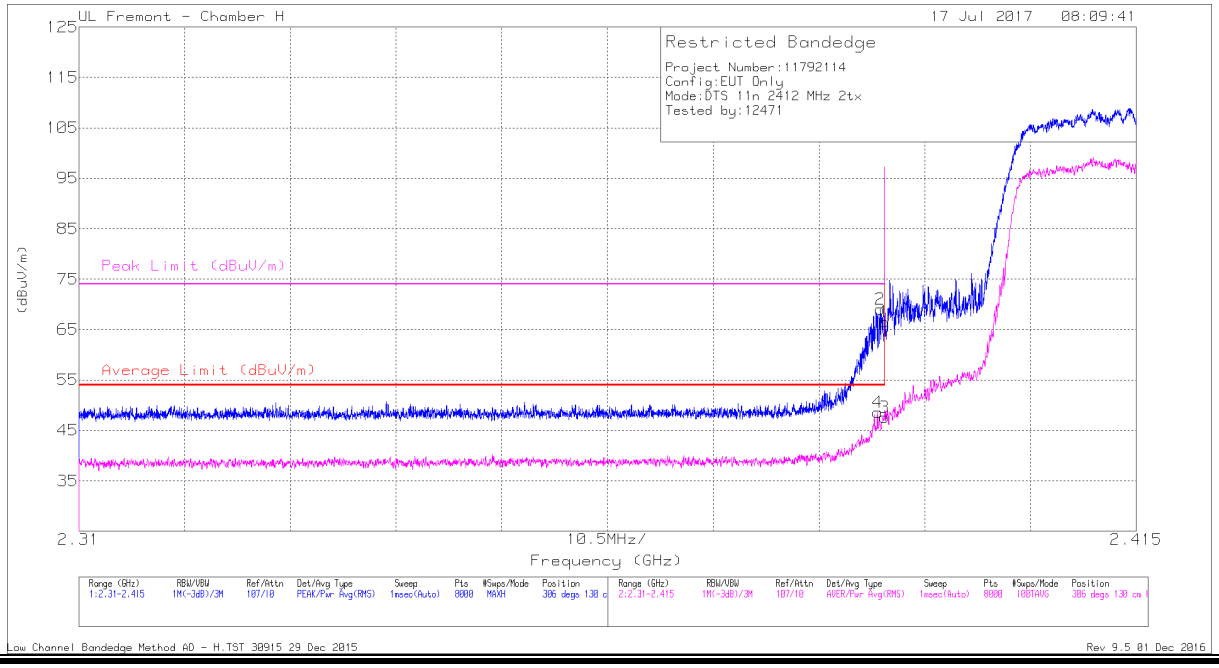

Marker	Frequency (GHz)	Meter Reading (dBuV)	Det	AF T344 (dB/m)	Amp/Cbl/Fltr/Pad (dB)	Corrected Reading (dBuV/m)	Average Limit (dBuV/m)	Margin (dB)	Peak Limit (dBuV/m)	PK Margin (dB)	Azimuth (Degs)	Height (cm)	Polarity
1	* 2.39	62.38	Pk	32.3	-28.1	66.58	-	-	74	-7.42	306	130	H
2	* 2.39	64.83	Pk	32.3	-28.1	69.03	-	-	74	-4.97	306	130	H
3	* 2.39	43.38	RMS	32.3	-28.1	47.58	54	-6.42	-	-	306	130	H
4	* 2.389	44.46	RMS	32.3	-28.1	48.66	54	-5.34	-	-	306	130	H

* - indicates frequency in CFR47 Pt 15 / IC RSS-Restricted Band
Pk - Peak detector
RMS - RMS detection

This report shall not be reproduced except in full, without the written approval of UL Verification Services Inc.

LOW CHANNEL VERTICAL

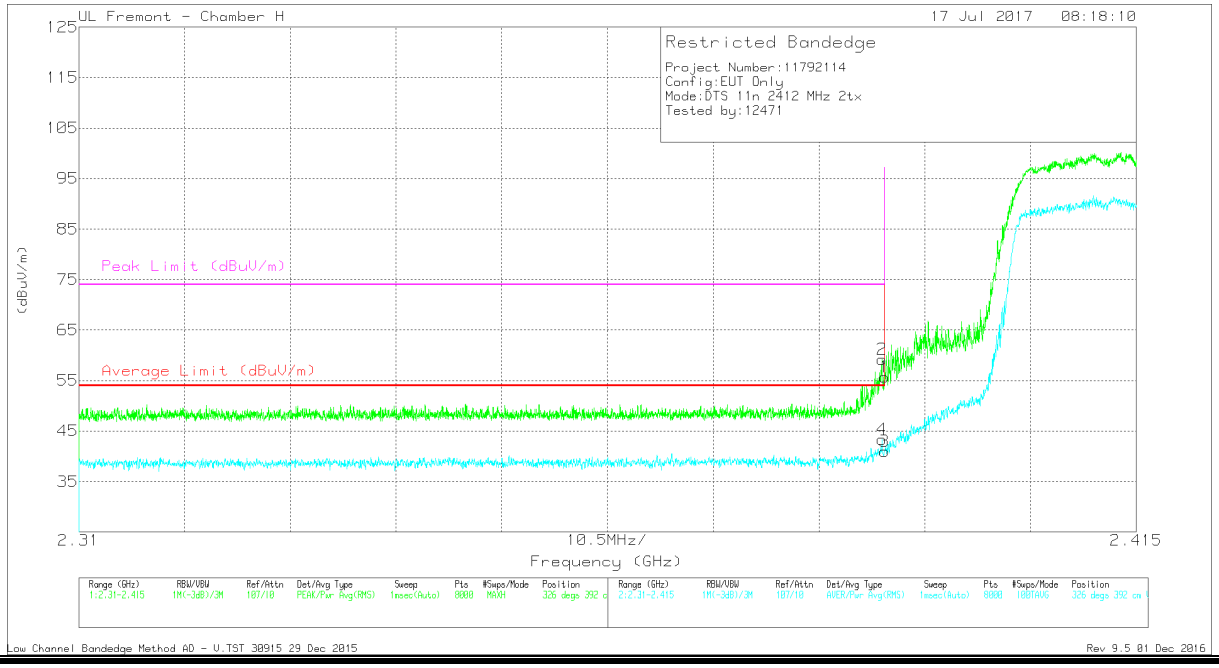

Marker	Frequency (GHz)	Meter Reading (dBuV)	Det	AF T344 (dB/m)	Amp/Cbl/Fltr/Pad (dB)	Corrected Reading (dBuV/m)	Average Limit (dBuV/m)	Margin (dB)	Peak Limit (dBuV/m)	PK Margin (dB)	Azimuth (Degs)	Height (cm)	Polarity
1	* 2.39	51.5	Pk	32.3	-28.1	55.7	-	-	74	-18.3	326	392	V
2	* 2.39	55.03	Pk	32.3	-28.1	59.23	-	-	74	-14.77	326	392	V
3	* 2.39	36.74	RMS	32.3	-28.1	40.94	54	-13.06	-	-	326	392	V
4	* 2.39	39.18	RMS	32.3	-28.1	43.38	54	-10.62	-	-	326	392	V

* - indicates frequency in CFR47 Pt 15 / IC RSS-Restricted Band
Pk - Peak detector
RMS - RMS detection

This report shall not be reproduced except in full, without the written approval of UL Verification Services Inc.

AUTHORIZED BANDEDGE (LOW CHANNEL, CH 2)

LOW CHANNEL HORIZONTAL

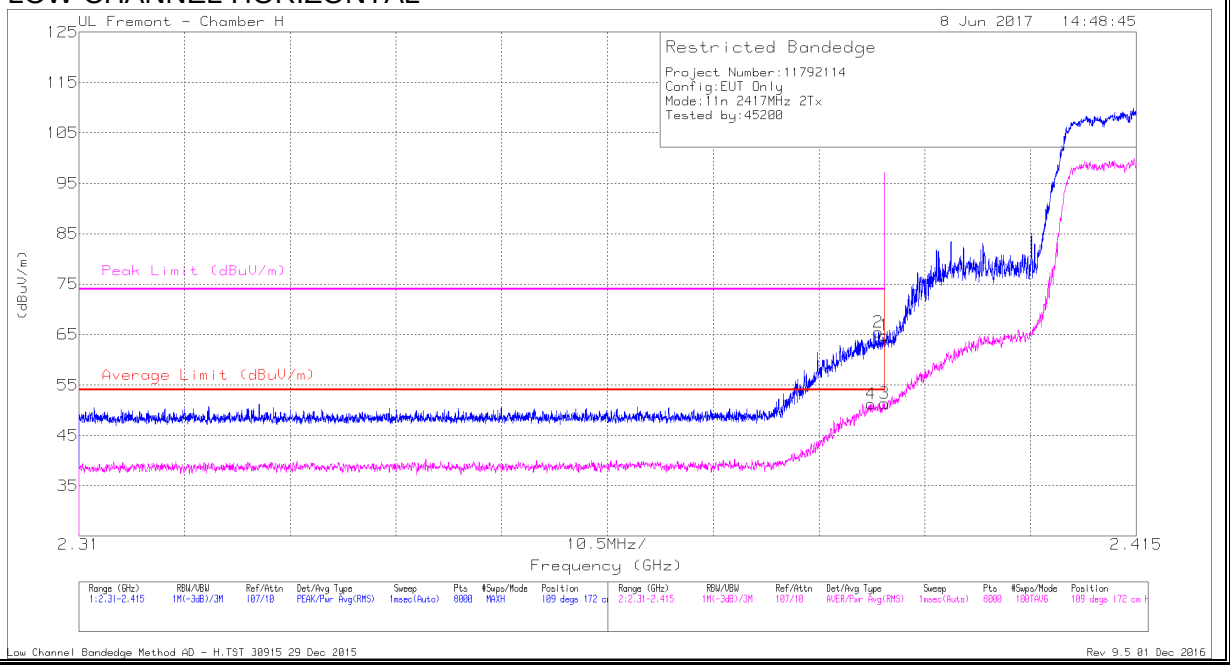

Marker	Frequency (GHz)	Meter Reading (dBuV)	Det	AF T344 (dB/m)	Amp/Cbl/Fltr/Pad (dB)	Corrected Reading (dBuV/m)	Average Limit (dBuV/m)	Margin (dB)	Peak Limit (dBuV/m)	PK Margin (dB)	Azimuth (Degs)	Height (cm)	Polarity
1	* 2.39	60.64	Pk	32.3	-28.1	64.84	-	-	74	-9.16	109	172	H
2	* 2.389	61.27	Pk	32.3	-28.1	65.47	-	-	74	-8.53	109	172	H
3	* 2.39	47.16	RMS	32.3	-28.1	51.36	54	-2.64	-	-	109	172	H
4	* 2.389	47.11	RMS	32.3	-28.1	51.31	54	-2.69	-	-	109	172	H

* - indicates frequency in CFR47 Pt 15 / IC RSS-Restricted Band
Pk - Peak detector
RMS - RMS detection

This report shall not be reproduced except in full, without the written approval of UL Verification Services Inc.

LOW CHANNEL VERTICAL

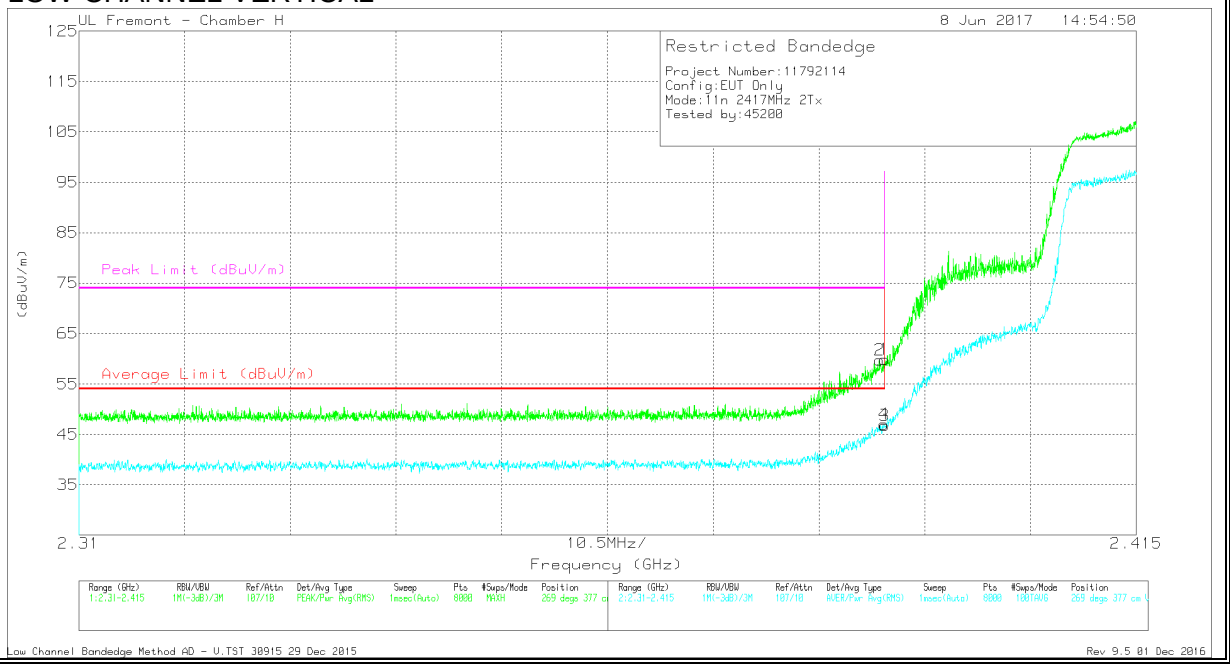

Marker	Frequency (GHz)	Meter Reading (dBuV)	Det	AF T344 (dB/m)	Amp/Cbl/Fltr/Pad (dB)	Corrected Reading (dBuV/m)	Average Limit (dBuV/m)	Margin (dB)	Peak Limit (dBuV/m)	PK Margin (dB)	Azimuth (Degs)	Height (cm)	Polarity
1	* 2.39	55.7	Pk	32.3	-28.1	59.9	-	-	74	-14.1	269	377	V
2	* 2.389	55.55	Pk	32.3	-28.1	59.75	-	-	74	-14.25	269	377	V
3	* 2.39	42.55	RMS	32.3	-28.1	46.75	54	-7.25	-	-	269	377	V
4	* 2.39	42.82	RMS	32.3	-28.1	47.02	54	-6.98	-	-	269	377	V

* - indicates frequency in CFR47 Pt 15 / IC RSS-Restricted Band
Pk - Peak detector
RMS - RMS detection

This report shall not be reproduced except in full, without the written approval of UL Verification Services Inc.

AUTHORIZED BANDEDGE (LOW CHANNEL, CH 3)

LOW CHANNEL HORIZONTAL

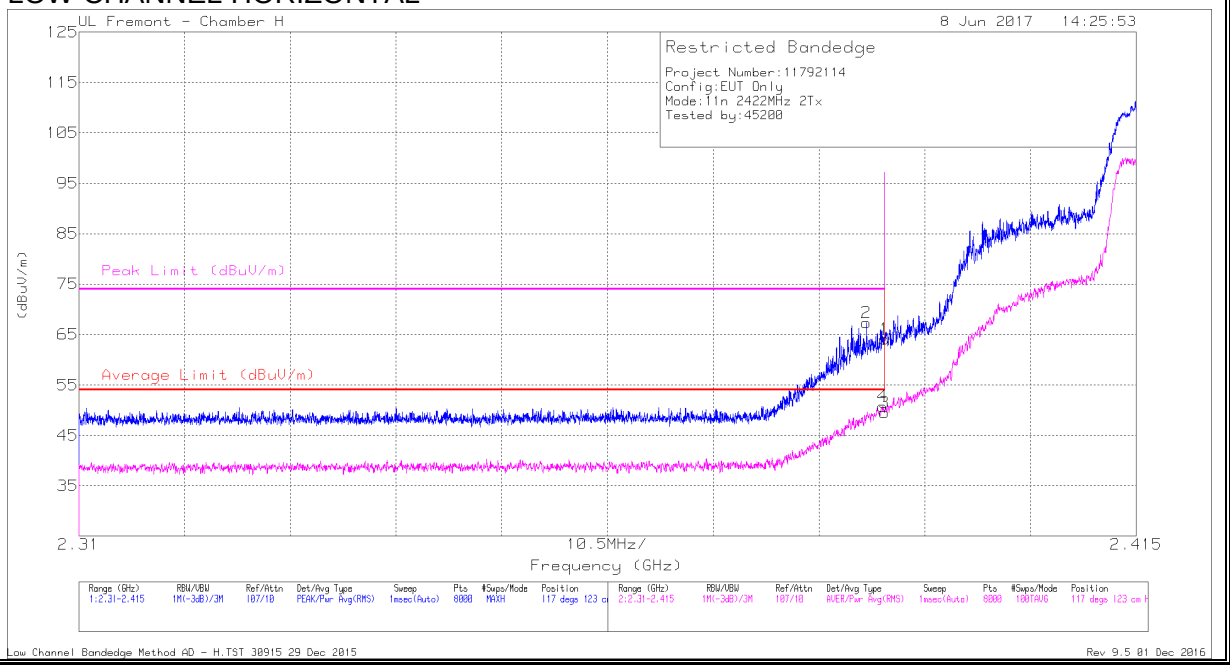

Marker	Frequency (GHz)	Meter Reading (dBuV)	Det	AF T344 (dB/m)	Amp/Cbl/Fltr/Pad (dB)	Corrected Reading (dBuV/m)	Average Limit (dBuV/m)	Margin (dB)	Peak Limit (dBuV/m)	PK Margin (dB)	Azimuth (Degs)	Height (cm)	Polarity
1	* 2.39	59.91	Pk	32.3	-28.1	64.11	-	-	74	-9.89	117	123	H
2	* 2.388	63.14	Pk	32.3	-28.1	67.34	-	-	74	-6.66	117	123	H
3	* 2.39	45.35	RMS	32.3	-28.1	49.55	54	-4.45	-	-	117	123	H
4	* 2.39	46.6	RMS	32.3	-28.1	50.8	54	-3.2	-	-	117	123	H

* - indicates frequency in CFR47 Pt 15 / IC RSS-Restricted Band
Pk - Peak detector
RMS - RMS detection

This report shall not be reproduced except in full, without the written approval of UL Verification Services Inc.

LOW CHANNEL VERTICAL

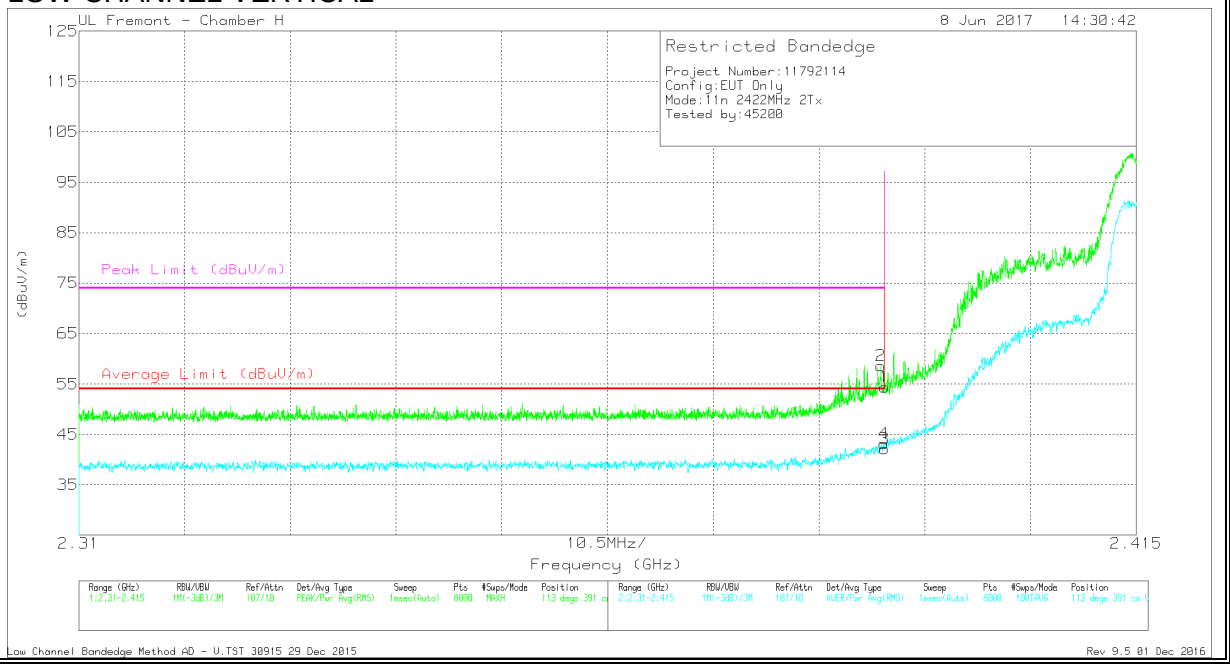

Marker	Frequency (GHz)	Meter Reading (dBuV)	Det	AF T344 (dB/m)	Amp/Cbl/Fltr/Pad (dB)	Corrected Reading (dBuV/m)	Average Limit (dBuV/m)	Margin (dB)	Peak Limit (dBuV/m)	PK Margin (dB)	Azimuth (Degs)	Height (cm)	Polarity
1	* 2.39	50.2	Pk	32.3	-28.1	54.4	-	-	74	-19.6	113	391	V
2	* 2.39	54.38	Pk	32.3	-28.1	58.58	-	-	74	-15.42	113	391	V
3	* 2.39	38.01	RMS	32.3	-28.1	42.21	54	-11.79	-	-	113	391	V
4	* 2.39	39	RMS	32.3	-28.1	43.2	54	-10.8	-	-	113	391	V

* - indicates frequency in CFR47 Pt 15 / IC RSS-Restricted Band
Pk - Peak detector
RMS - RMS detection

This report shall not be reproduced except in full, without the written approval of UL Verification Services Inc.

AUTHORIZED BANDEDGE (HIGH CHANNEL, CH 9)

HIGH CHANNEL HORIZONTAL

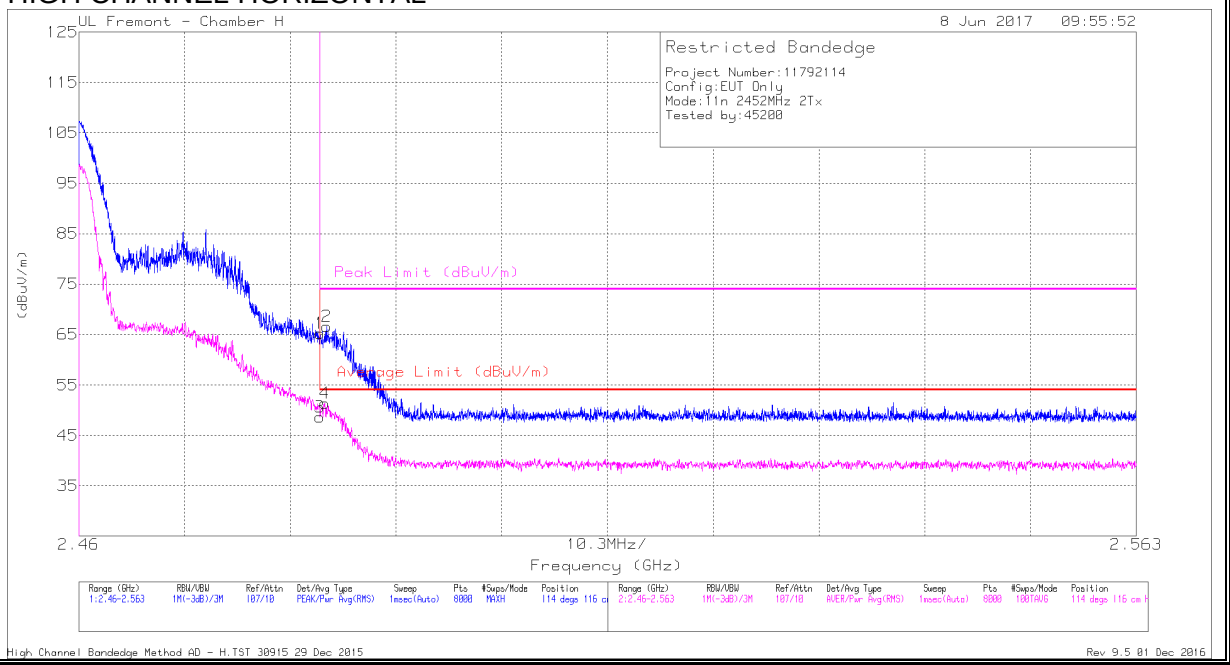

Marker	Frequency (GHz)	Meter Reading (dBuV)	Det	AF T344 (dB/m)	Amp/Cbl/Fltr/Pad (dB)	Corrected Reading (dBuV/m)	Average Limit (dBuV/m)	Margin (dB)	Peak Limit (dBuV/m)	PK Margin (dB)	Azimuth (Degs)	Height (cm)	Polarity
1	* 2.484	61.08	Pk	32.4	-28.2	65.28	-	-	74	-8.72	114	116	H
2	* 2.484	62.44	Pk	32.4	-28.2	66.64	-	-	74	-7.36	114	116	H
3	* 2.484	44.42	RMS	32.4	-28.2	48.62	54	-5.38	-	-	114	116	H
4	* 2.484	47.22	RMS	32.4	-28.2	51.42	54	-2.58	-	-	114	116	H

* - indicates frequency in CFR47 Pt 15 / IC RSS-Restricted Band
Pk - Peak detector
RMS - RMS detection

This report shall not be reproduced except in full, without the written approval of UL Verification Services Inc.

HIGH CHANNEL VERTICAL

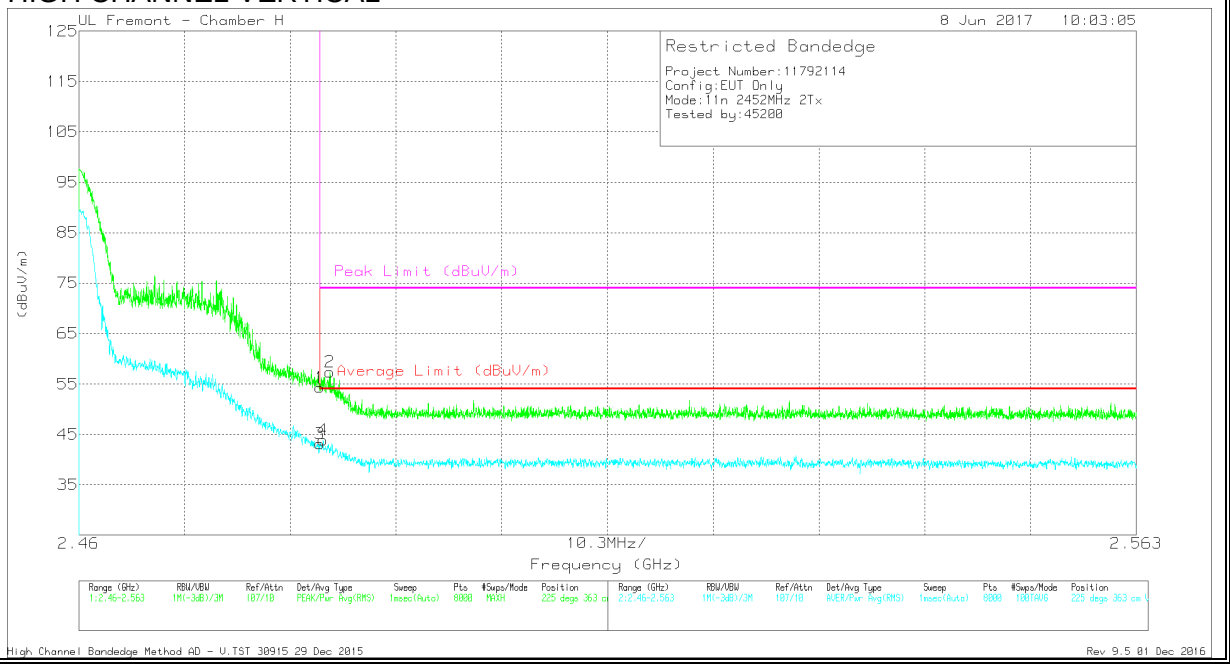

Marker	Frequency (GHz)	Meter Reading (dBuV)	Det	AF T344 (dB/m)	Amp/Cbl/Fltr/Pad (dB)	Corrected Reading (dBuV/m)	Average Limit (dBuV/m)	Margin (dB)	Peak Limit (dBuV/m)	PK Margin (dB)	Azimuth (Degs)	Height (cm)	Polarity
1	* 2.484	50.12	Pk	32.4	-28.2	54.32	-	-	74	-19.68	225	363	V
2	* 2.484	53.15	Pk	32.4	-28.2	57.35	-	-	74	-16.65	225	363	V
3	* 2.484	39.01	RMS	32.4	-28.2	43.21	54	-10.79	-	-	225	363	V
4	* 2.484	39.66	RMS	32.4	-28.2	43.86	54	-10.14	-	-	225	363	V

* - indicates frequency in CFR47 Pt 15 / IC RSS-Restricted Band
Pk - Peak detector
RMS - RMS detection

This report shall not be reproduced except in full, without the written approval of UL Verification Services Inc.

AUTHORIZED BANDEDGE (HIGH CHANNEL, CH 10)

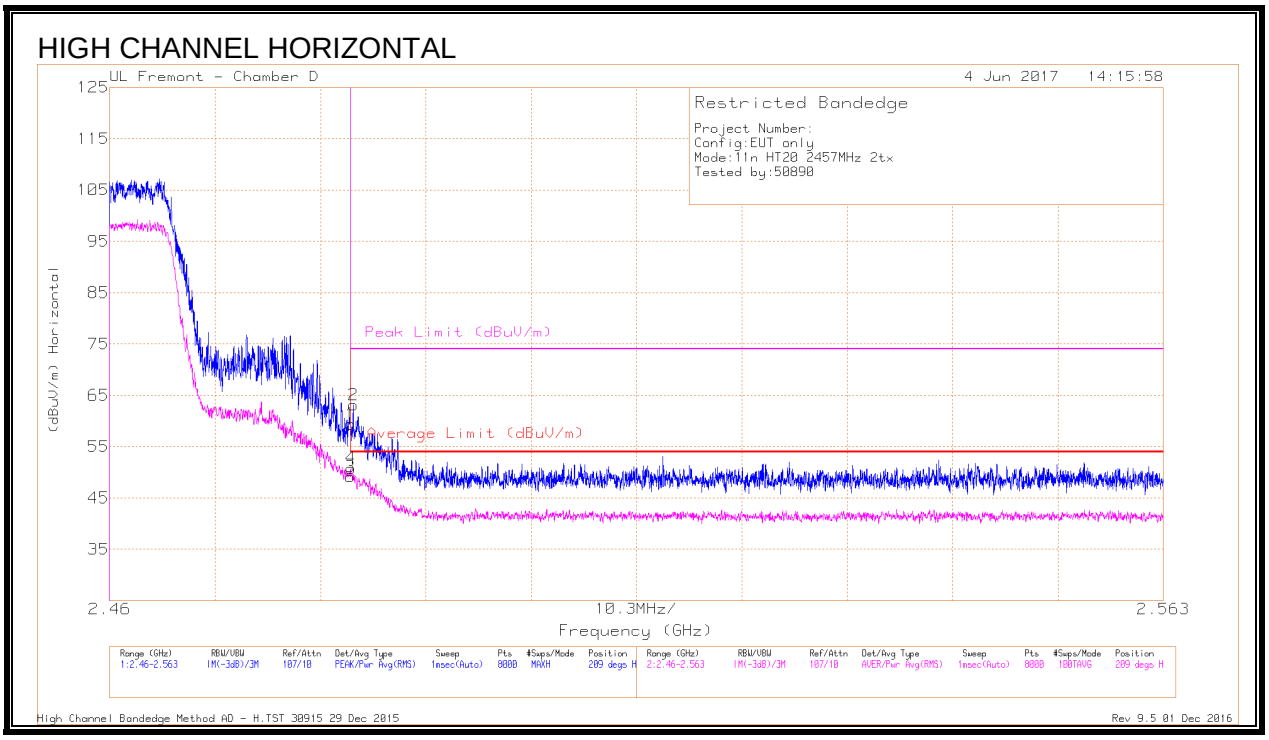

Marker	Frequency (GHz)	Meter Reading (dBuV)	Det	AF T120 (dB/m)	Amp/Cbl/Fltr/Pad (dB)	Corrected Reading (dBuV/m)	Average Limit (dBuV/m)	Margin (dB)	Peak Limit (dBuV/m)	PK Margin (dB)	Azimuth (Degs)	Height (cm)	Polarity
1	* 2.484	47.71	Pk	32.5	-20.8	59.41	-	-	74	-14.59	209	140	H
2	* 2.484	51.44	Pk	32.5	-20.8	63.14	-	-	74	-10.86	209	140	H
3	* 2.484	37.44	RMS	32.5	-20.8	49.14	54	-4.86	-	-	209	140	H
4	* 2.484	39.1	RMS	32.5	-20.8	50.8	54	-3.2	-	-	209	140	H

* - indicates frequency in CFR47 Pt 15 / IC RSS-Restricted Band
Pk - Peak detector
RMS - RMS detection

This report shall not be reproduced except in full, without the written approval of UL Verification Services Inc.

HIGH CHANNEL VERTICAL

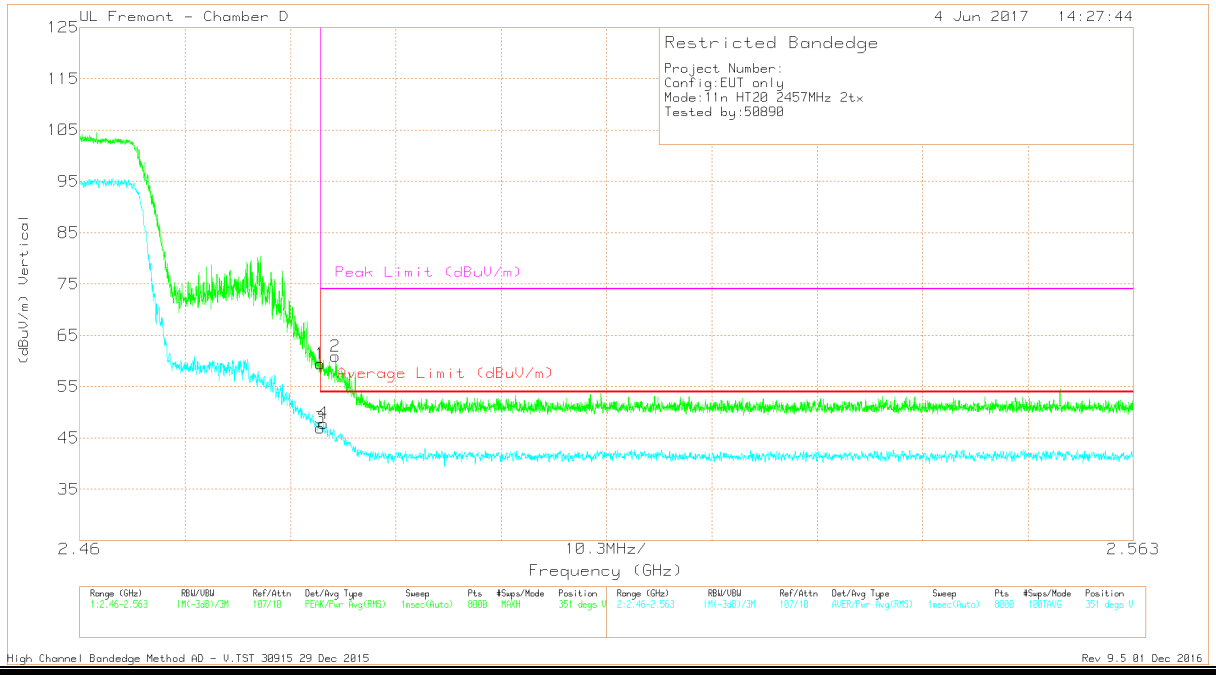

Marker	Frequency (GHz)	Meter Reading (dBuV)	Det	AF T120 (dB/m)	Amp/Cbl/Fltr/Pad (dB)	Corrected Reading (dBuV/m)	Average Limit (dBuV/m)	Margin (dB)	Peak Limit (dBuV/m)	PK Margin (dB)	Azimuth (Degs)	Height (cm)	Polarity
1	* 2.484	47.78	Pk	32.5	-20.8	59.48	-	-	74	-14.52	351	354	V
2	* 2.485	49.25	Pk	32.5	-20.8	60.95	-	-	74	-13.05	351	354	V
3	* 2.484	35.24	RMS	32.5	-20.8	46.94	54	-7.06	-	-	351	354	V
4	* 2.484	36.15	RMS	32.5	-20.8	47.85	54	-6.15	-	-	351	354	V

* - indicates frequency in CFR47 Pt 15 / IC RSS-Restricted Band
Pk - Peak detector
RMS - RMS detection

This report shall not be reproduced except in full, without the written approval of UL Verification Services Inc.

AUTHORIZED BANDEDGE (HIGH CHANNEL, CH 11)

HIGH CHANNEL HORIZONTAL

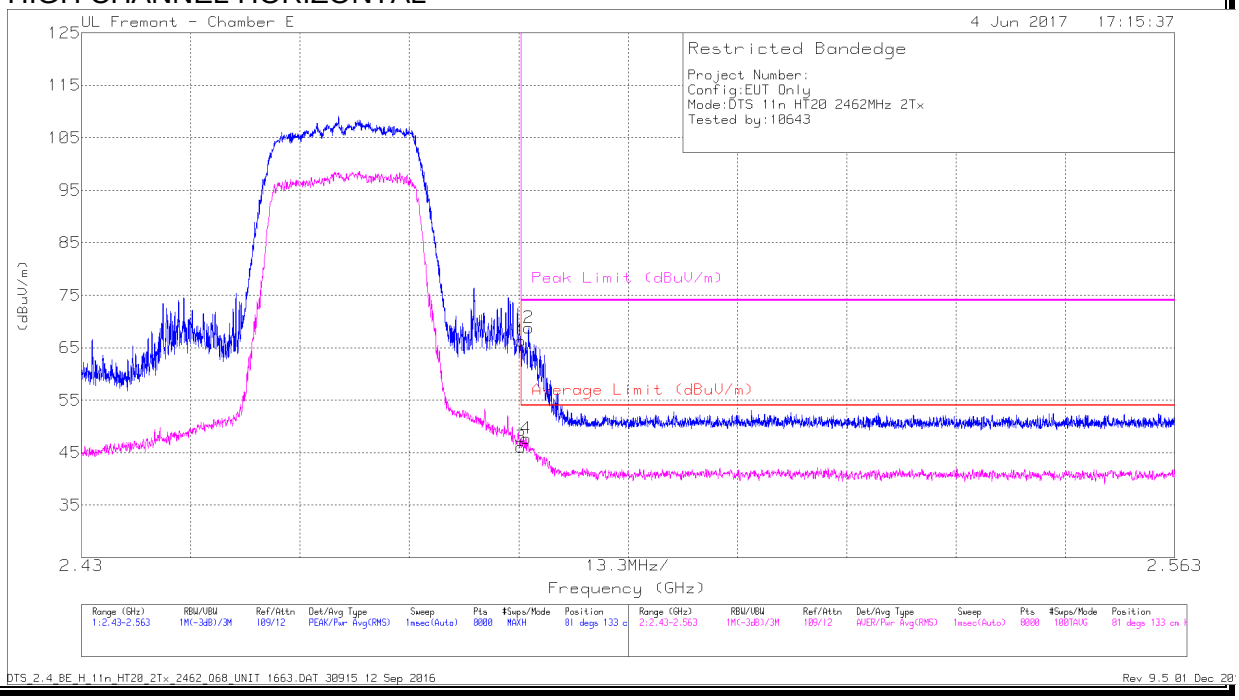

Marker	Frequency (GHz)	Meter Reading (dBuV)	Det	AF T136 (dB/m)	Amp/Cbl/Fltr/Pad (dB)	Corrected Reading (dBuV/m)	Average Limit (dBuV/m)	Margin (dB)	Peak Limit (dBuV/m)	PK Margin (dB)	Azimuth (Degs)	Height (cm)	Polarity
1	* 2.484	53.31	Pk	32.7	-19.7	66.31	-	-	74	-7.69	81	133	H
2	* 2.484	55.8	Pk	32.7	-19.7	68.8	-	-	74	-5.2	81	133	H
3	* 2.484	33.09	RMS	32.7	-19.7	46.09	54	-7.91	-	-	81	133	H
4	* 2.484	34.73	RMS	32.7	-19.7	47.73	54	-6.27	-	-	81	133	H

* - indicates frequency in CFR47 Pt 15 / IC RSS-Restricted Band
Pk - Peak detector
RMS - RMS detection

This report shall not be reproduced except in full, without the written approval of UL Verification Services Inc.

HIGH CHANNEL VERTICAL

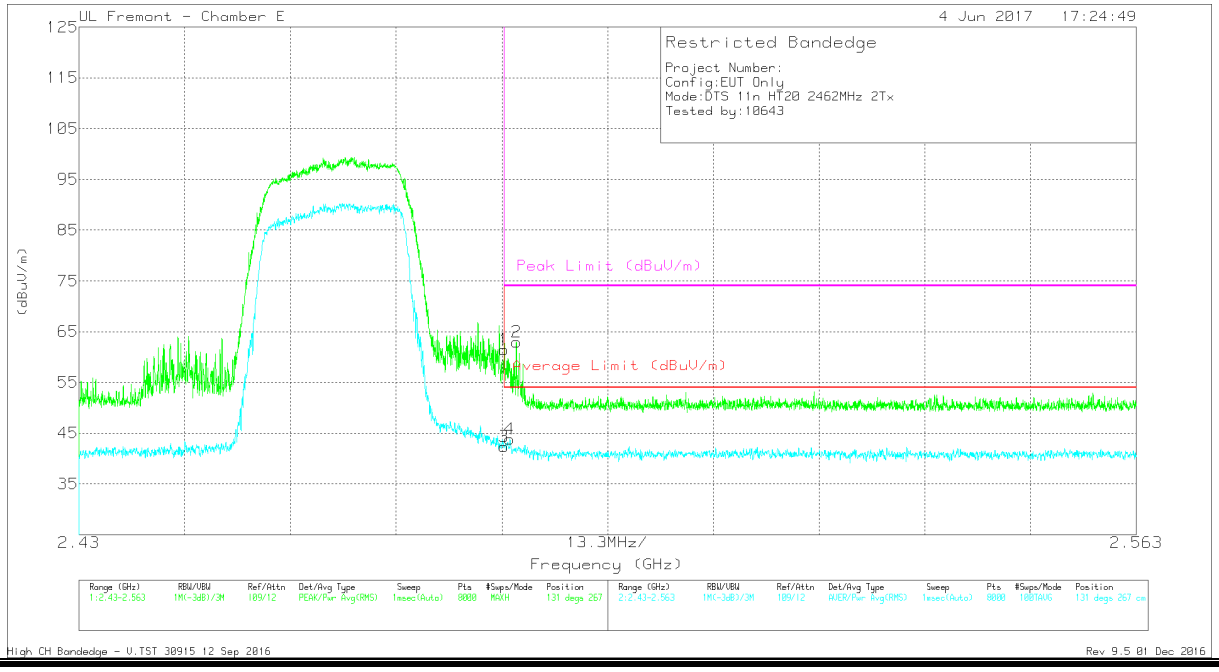

Marker	Frequency (GHz)	Meter Reading (dBuV)	Det	AF T136 (dB/m)	Amp/Cbl/Fltr/Pad (dB)	Corrected Reading (dBuV/m)	Average Limit (dBuV/m)	Margin (dB)	Peak Limit (dBuV/m)	PK Margin (dB)	Azimuth (Degs)	Height (cm)	Polarity
1	* 2.484	48.51	Pk	32.7	-19.7	61.51	-	-	74	-12.49	131	267	V
3	* 2.484	29.32	RMS	32.7	-19.7	42.32	54	-11.68	-	-	131	267	V
4	* 2.484	30.79	RMS	32.7	-19.7	43.79	54	-10.21	-	-	131	267	V
2	* 2.485	50	Pk	32.7	-19.7	63	-	-	74	-11	131	267	V

* - indicates frequency in CFR47 Pt 15 / IC RSS-Restricted Band
Pk - Peak detector
RMS - RMS detection

This report shall not be reproduced except in full, without the written approval of UL Verification Services Inc.

AUTHORIZED BANDEDGE (HIGH CHANNEL, CH 12)

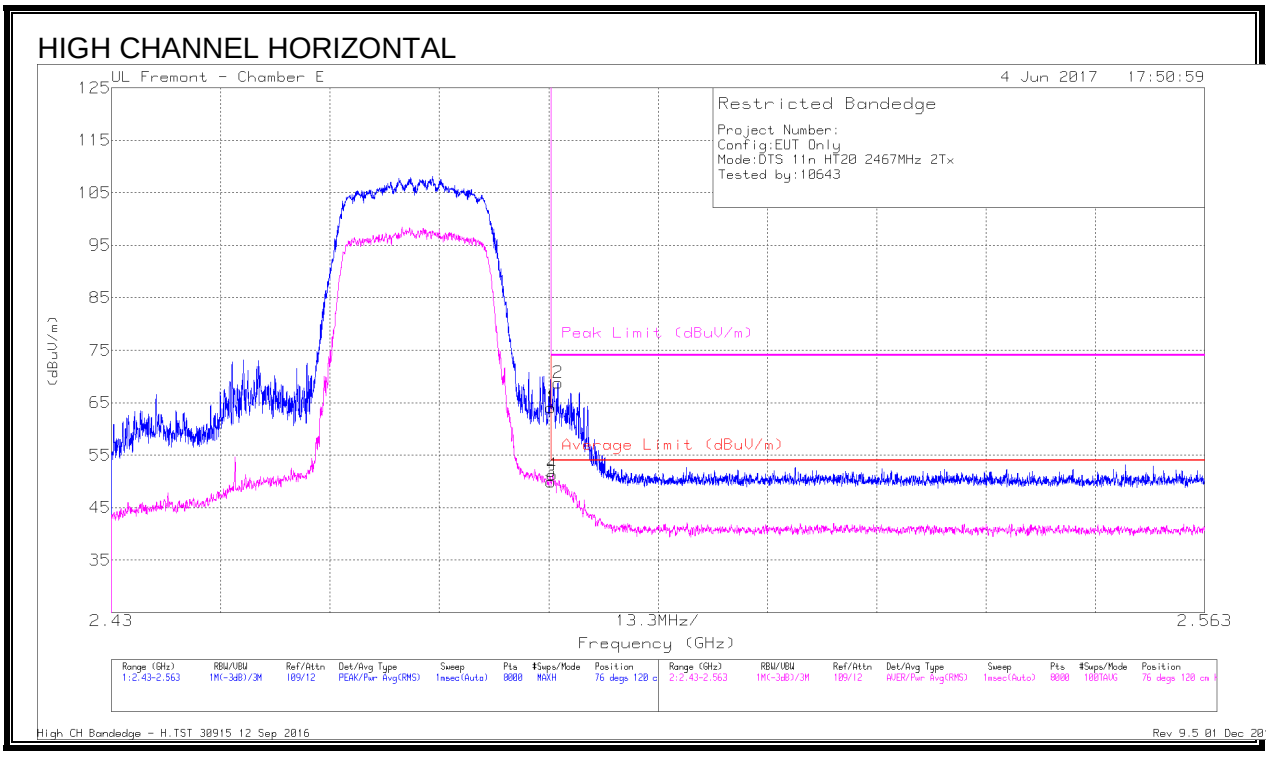

Marker	Frequency (GHz)	Meter Reading (dBuV)	Det	AF T136 (dB/m)	Amp/Cbl/Fltr/Pad (dB)	Corrected Reading (dBuV/m)	Average Limit (dBuV/m)	Margin (dB)	Peak Limit (dBuV/m)	PK Margin (dB)	Azimuth (Degs)	Height (cm)	Polarity
1	* 2.484	51.02	Pk	32.7	-19.7	64.02	-	-	74	-9.98	76	120	H
2	* 2.484	55.77	Pk	32.7	-19.7	68.77	-	-	74	-5.23	76	120	H
3	* 2.484	36.95	RMS	32.7	-19.7	49.95	54	-4.05	-	-	76	120	H
4	* 2.484	38.3	RMS	32.7	-19.7	51.3	54	-2.7	-	-	76	120	H

* - indicates frequency in CFR47 Pt 15 / IC RSS-Restricted Band
Pk - Peak detector
RMS - RMS detection

This report shall not be reproduced except in full, without the written approval of UL Verification Services Inc.

HIGH CHANNEL VERTICAL

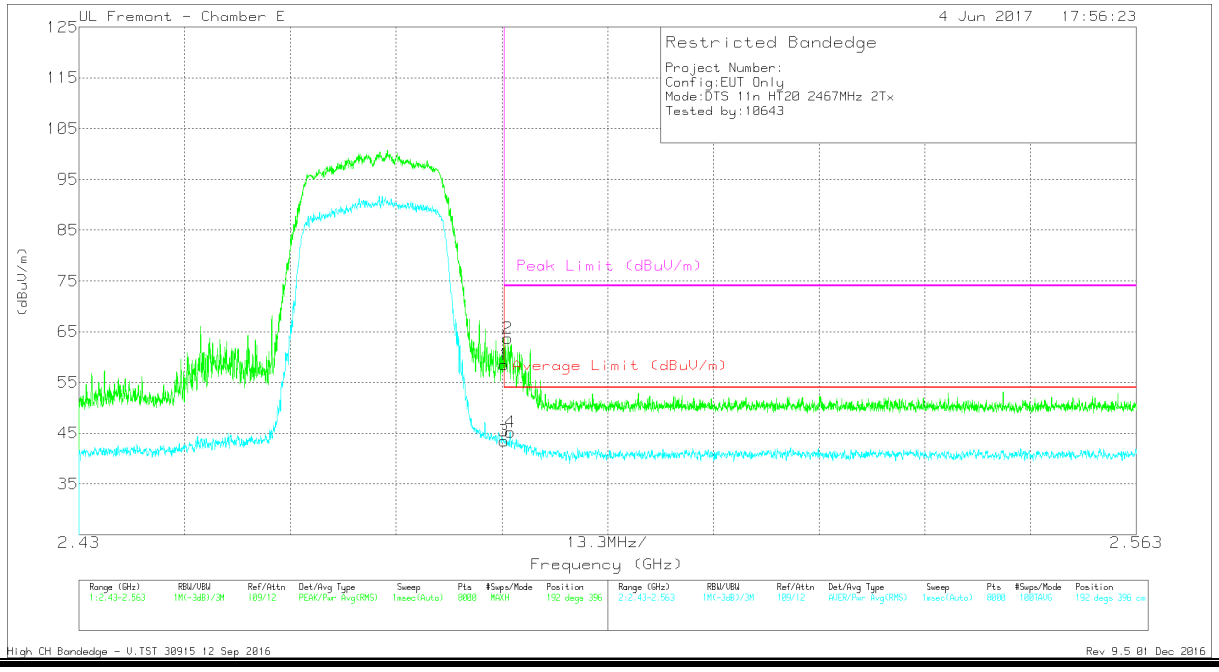

Marker	Frequency (GHz)	Meter Reading (dBuV)	Det	AF T136 (dB/m)	Amp/Cbl/Fltr/Pad (dB)	Corrected Reading (dBuV/m)	Average Limit (dBuV/m)	Margin (dB)	Peak Limit (dBuV/m)	PK Margin (dB)	Azimuth (Degs)	Height (cm)	Polarity
1	* 2.484	45.46	Pk	32.7	-19.7	58.46	-	-	74	-15.54	192	396	V
2	* 2.484	50.74	Pk	32.7	-19.7	63.74	-	-	74	-10.26	192	396	V
3	* 2.484	30.44	RMS	32.7	-19.7	43.44	54	-10.56	-	-	192	396	V
4	* 2.484	32.21	RMS	32.7	-19.7	45.21	54	-8.79	-	-	192	396	V

* - indicates frequency in CFR47 Pt 15 / IC RSS-Restricted Band
Pk - Peak detector
RMS - RMS detection

This report shall not be reproduced except in full, without the written approval of UL Verification Services Inc.

AUTHORIZED BANDEDGE (HIGH CHANNEL, CH 13)

HIGH CHANNEL HORIZONTAL

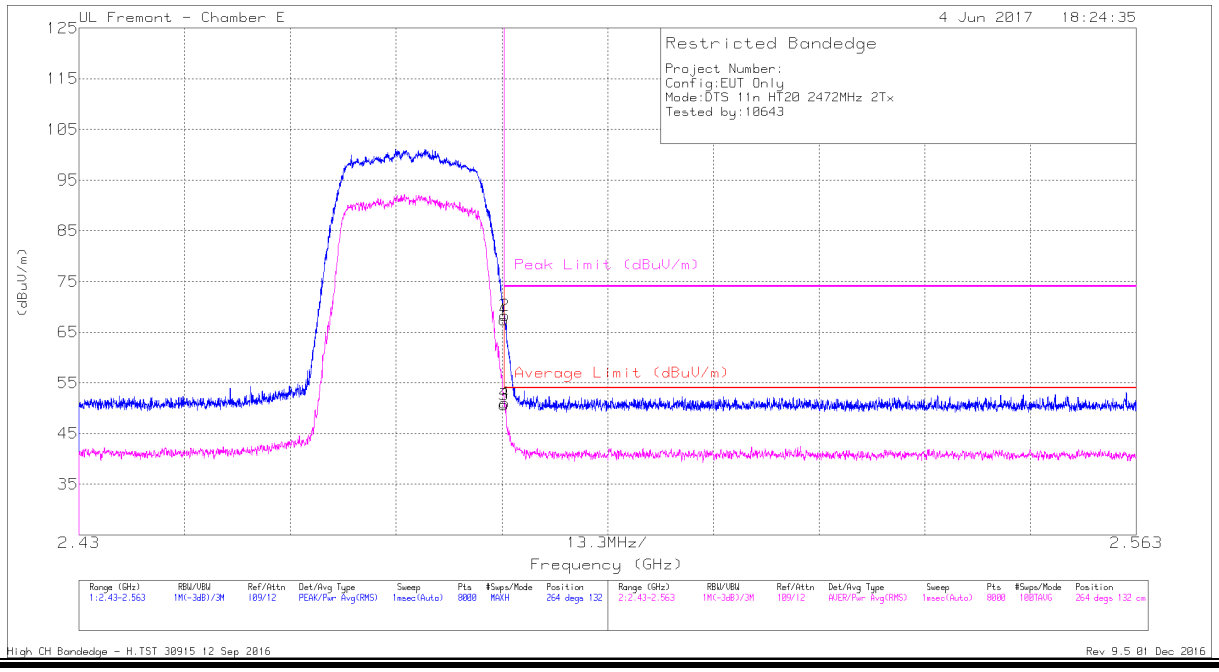

Marker	Frequency (GHz)	Meter Reading (dBuV)	Det	AF T136 (dB/m)	Amp/Cbl/Fltr/Pad (dB)	Corrected Reading (dBuV/m)	Average Limit (dBuV/m)	Margin (dB)	Peak Limit (dBuV/m)	PK Margin (dB)	Azimuth (Degs)	Height (cm)	Polarity
1	* 2.484	54.39	Pk	32.7	-19.7	67.39	-	-	74	-6.61	264	132	H
2	* 2.484	55.29	Pk	32.7	-19.7	68.29	-	-	74	-5.71	264	132	H
3	* 2.484	37.67	RMS	32.7	-19.7	50.67	54	-3.33	-	-	264	132	H
4	* 2.484	37.98	RMS	32.7	-19.7	50.98	54	-3.02	-	-	264	132	H

* - indicates frequency in CFR47 Pt 15 / IC RSS-Restricted Band
Pk - Peak detector
RMS - RMS detection

This report shall not be reproduced except in full, without the written approval of UL Verification Services Inc.

HIGH CHANNEL VERTICAL

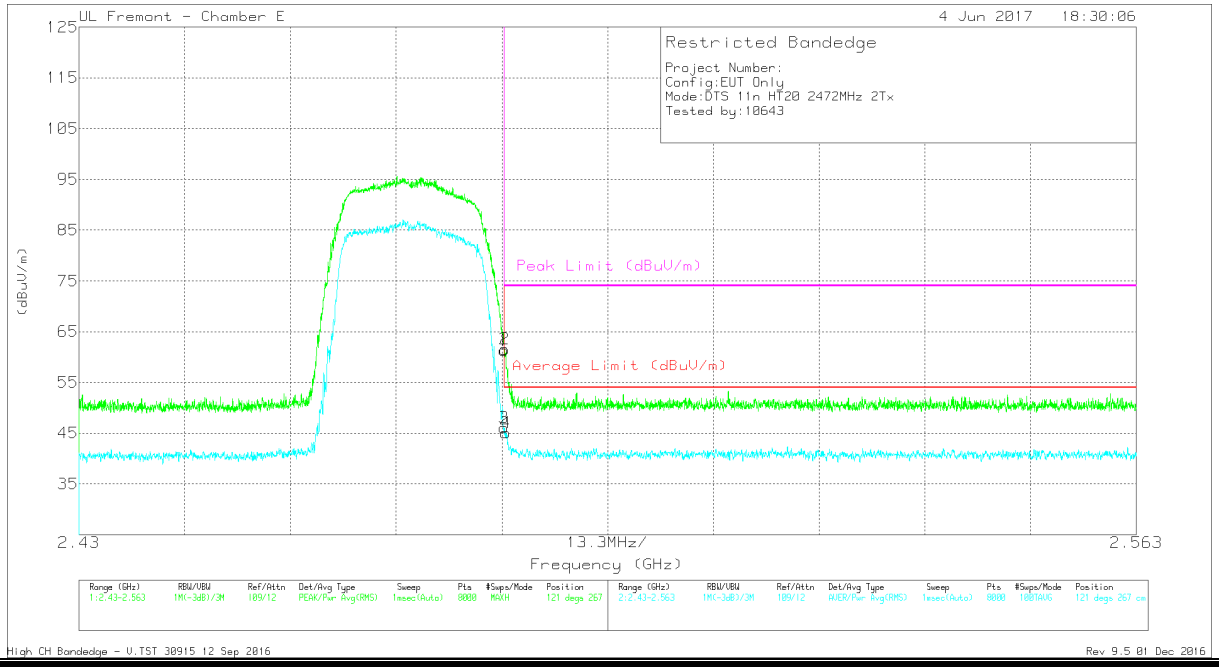

Marker	Frequency (GHz)	Meter Reading (dBuV)	Det	AF T136 (dB/m)	Amp/Cbl/Fltr/Pad (dB)	Corrected Reading (dBuV/m)	Average Limit (dBuV/m)	Margin (dB)	Peak Limit (dBuV/m)	PK Margin (dB)	Azimuth (Degs)	Height (cm)	Polarity
1	* 2.484	48.32	Pk	32.7	-19.7	61.32	-	-	74	-12.68	121	267	V
2	* 2.484	48.53	Pk	32.7	-19.7	61.53	-	-	74	-12.47	121	267	V
3	* 2.484	33.02	RMS	32.7	-19.7	46.02	54	-7.98	-	-	121	267	V
4	* 2.484	32.07	RMS	32.7	-19.7	45.07	54	-8.93	-	-	121	267	V

* - indicates frequency in CFR47 Pt 15 / IC RSS-Restricted Band
Pk - Peak detector
RMS - RMS detection

This report shall not be reproduced except in full, without the written approval of UL Verification Services Inc.

HARMONICS AND SPURIOUS EMISSIONS LOW CHANNEL, CH 1)

LOW CHANNEL HORIZONTAL

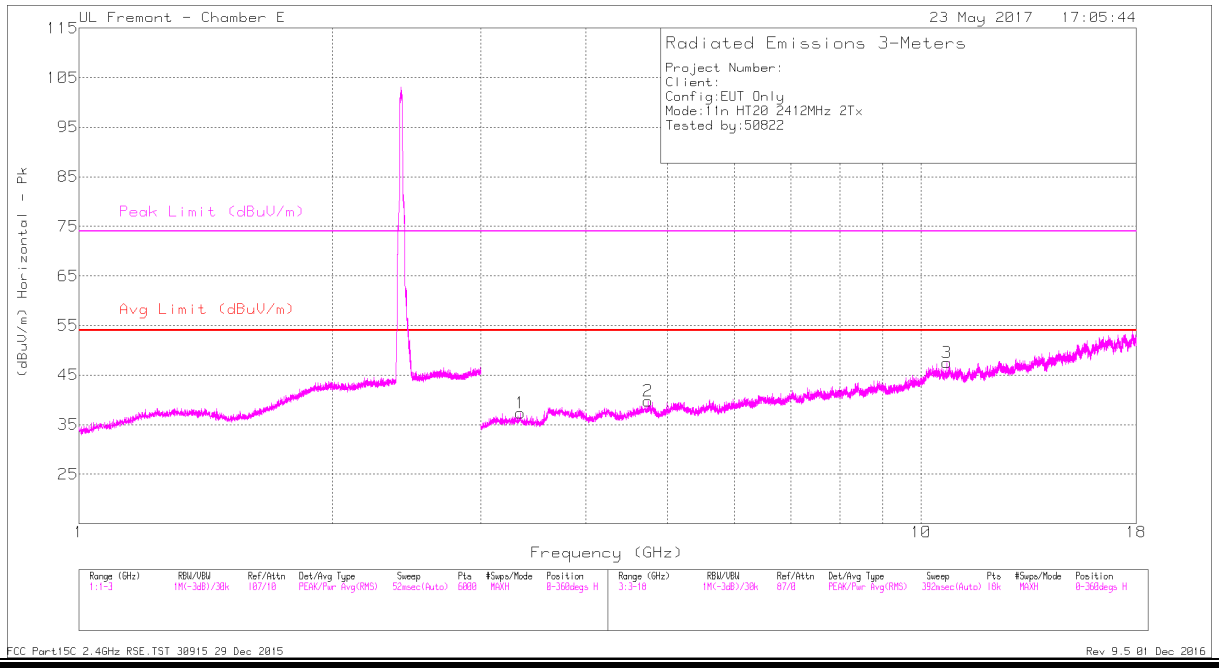

LOW CHANNEL VERTICAL

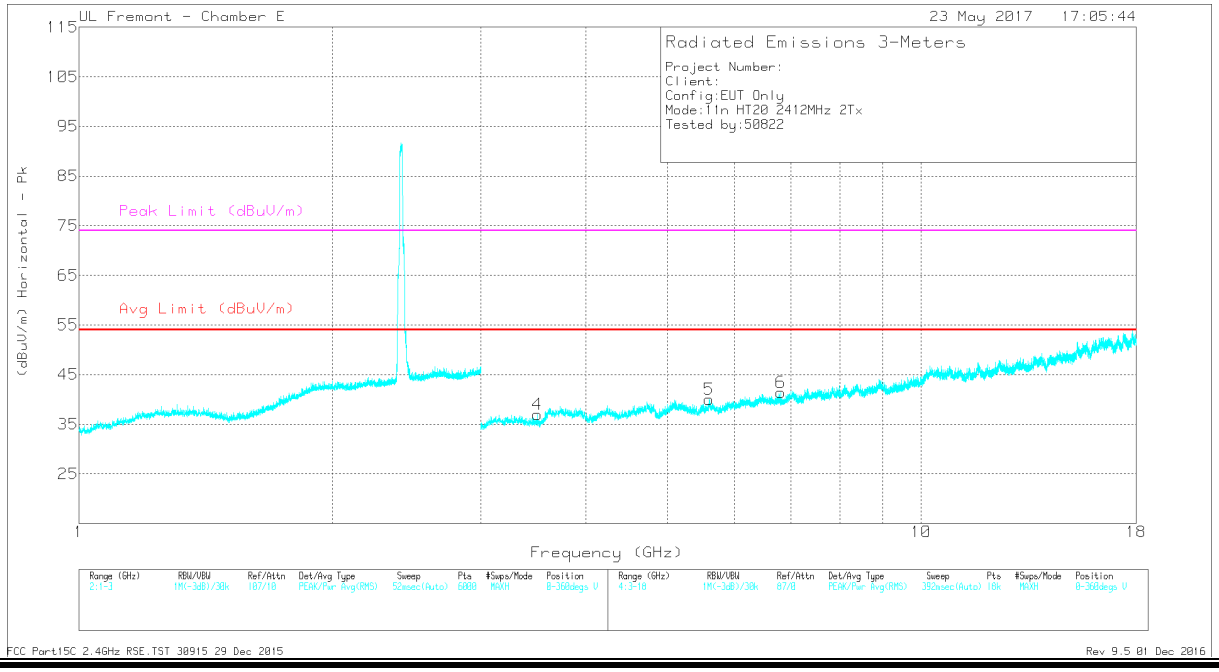

This report shall not be reproduced except in full, without the written approval of UL Verification Services Inc.

Marker	Frequency (GHz)	Meter Reading (dBuV)	Det	AF T136 (dB/m)	Amp/Cbl/Fltr/Pad (dB)	Corrected Reading (dBuV/m)	Avg Limit (dBuV/m)	Margin (dB)	Peak Limit (dBuV/m)	PK Margin (dB)	Azimuth (Degs)	Height (cm)	Polarity
2	* 4.735	39.97	PK2	34.7	-29.1	45.57	-	-	74	-28.43	355	204	H
	* 4.738	28.51	MAv1	34.7	-29	34.21	54	-19.79	-	-	355	204	H
3	* 10.729	36.68	PK2	39.5	-23	53.18	-	-	74	-20.82	227	329	H
	* 10.73	24.98	MAv1	39.5	-23	41.48	54	-12.52	-	-	227	329	H
1	3.28	41.52	PK2	33.1	-31.5	43.12			74	-30.88	183	163	H
	3.283	29.76	MAv1	33.1	-31.3	31.56	54	-22.44			183	163	H
4	3.499	28.31	MAv1	33.5	-30.1	31.71	54	-22.29			0	196	V
	3.5	40.61	PK2	33.5	-30.1	44.01			74	-29.99	0	196	V
5	5.603	41.78	PK2	35	-29	47.78			74	-26.22	116	129	V
	5.603	29.22	MAv1	35	-29	35.22	54	-19.78			116	129	V
6	6.814	38.9	PK2	36.4	-27.8	47.5			74	-26.5	96	356	V
	6.816	27.05	MAv1	36.4	-27.9	35.55	54	-19.45			96	356	V

* - indicates frequency in CFR47 Pt 15 / IC RSS-Restricted Band
PK2 - KDB558074 Method: Maximum Peak
MAv1 - KDB558074 Option 1 Maximum RMS Average

This report shall not be reproduced except in full, without the written approval of UL Verification Services Inc.

HARMONICS AND SPURIOUS EMISSIONS MID CHANNEL, CH 6)

MID CHANNEL HORIZONTAL

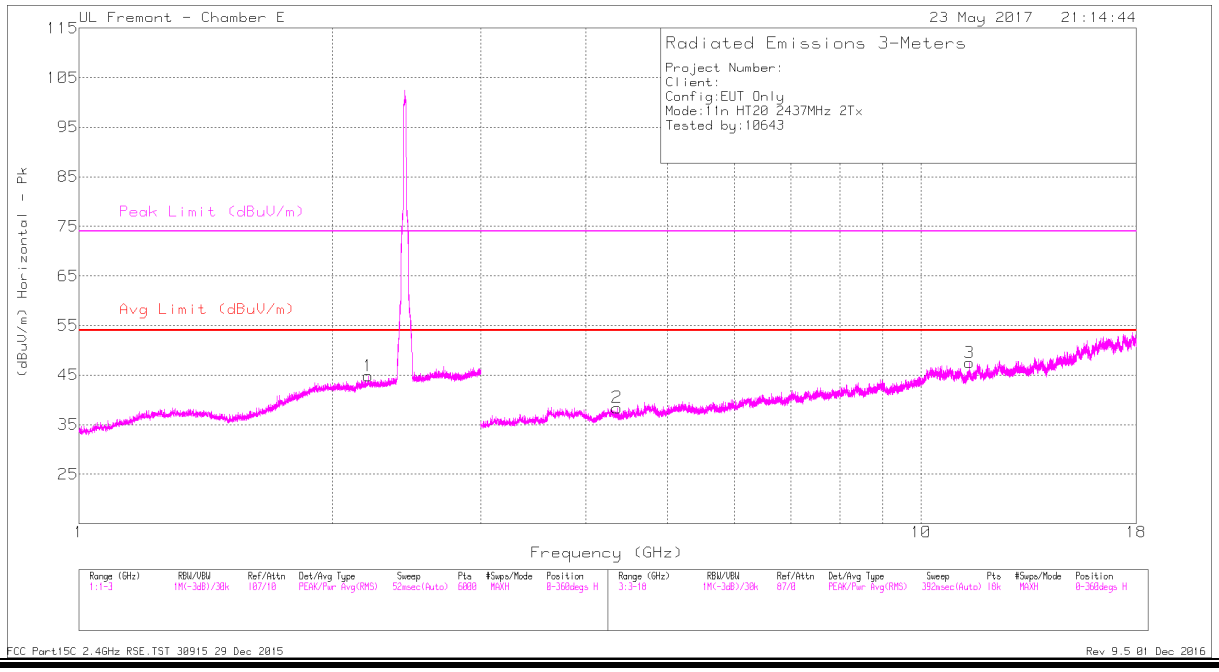

MID CHANNEL VERTICAL

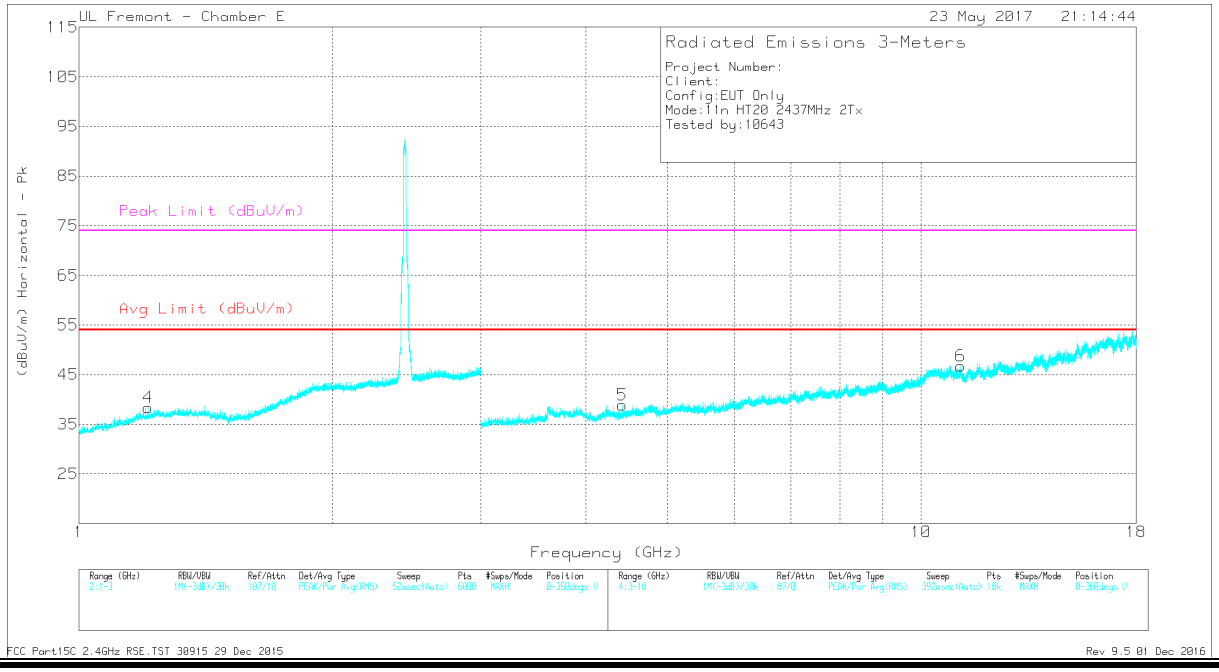

This report shall not be reproduced except in full, without the written approval of UL Verification Services Inc.

Marker	Frequency (GHz)	Meter Reading (dBuV)	Det	AF T136 (dB/m)	Amp/Cbl/Fltr/Pad (dB)	Corrected Reading (dBuV/m)	Avg Limit (dBuV/m)	Margin (dB)	Peak Limit (dBuV/m)	PK Margin (dB)	Azimuth (Degs)	Height (cm)	Polarity
1	* 2.206	38.58	PK2	32.1	-19.5	51.18	-	-	74	-22.82	104	225	H
	* 2.204	26.01	MAv1	32.1	-19.6	38.51	54	-15.49	-	-	104	225	H
4	* 1.21	37.34	PK2	29.9	-22.3	44.94	-	-	74	-29.06	177	307	V
	* 1.207	24.99	MAv1	29.9	-22.5	32.39	54	-21.61	-	-	177	307	V
2	* 4.352	41.59	PK2	34.2	-30.8	44.99	-	-	74	-29.01	244	285	H
	* 4.354	30.18	MAv1	34.2	-30.8	33.58	54	-20.42	-	-	244	285	H
3	* 11.412	35.84	PK2	39.2	-21.8	53.24	-	-	74	-20.76	154	114	H
	* 11.408	24.23	MAv1	39.2	-21.6	41.83	54	-12.17	-	-	154	114	H
6	* 11.134	37.2	PK2	39.4	-22.5	54.1	-	-	74	-19.9	200	249	V
	* 11.135	24.41	MAv1	39.4	-22.5	41.31	54	-12.69	-	-	200	249	V
5	4.414	40.52	PK2	34.2	-30.3	44.42	-	-	-	-	47	229	V
	4.416	29.31	MAv1	34.2	-30.2	33.31	-	-	-	-	47	229	V

* - indicates frequency in CFR47 Pt 15 / IC RSS-Restricted Band
PK2 - KDB558074 Method: Maximum Peak
MAv1 - KDB558074 Option 1 Maximum RMS Average

UL VERIFICATION SERVICES INC. FORM NO: CCSUP4701J
47173 BENICIA STREET, FREMONT, CA 94538, USA TEL: (510) 771-1000 FAX: (510) 661-0888
This report shall not be reproduced except in full, without the written approval of UL Verification Services Inc.

HARMONICS AND SPURIOUS EMISSIONS HIGH CHANNEL, CH 13)

HIGH CHANNEL HORIZONTAL

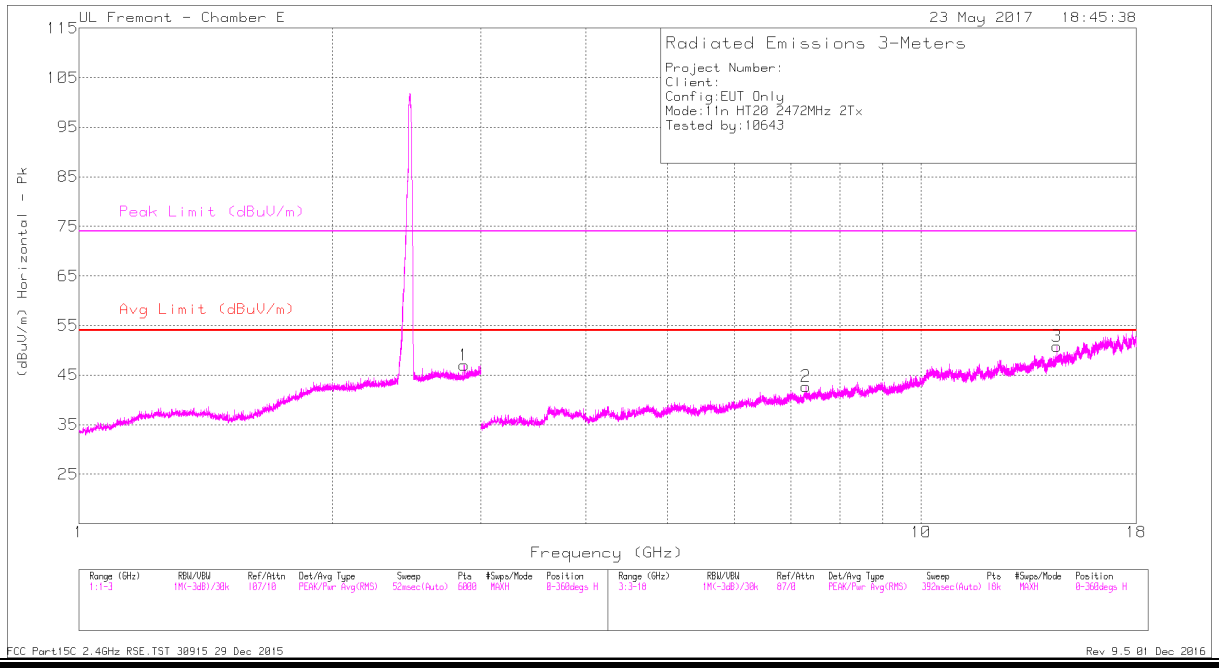

HIGH CHANNEL VERTICAL

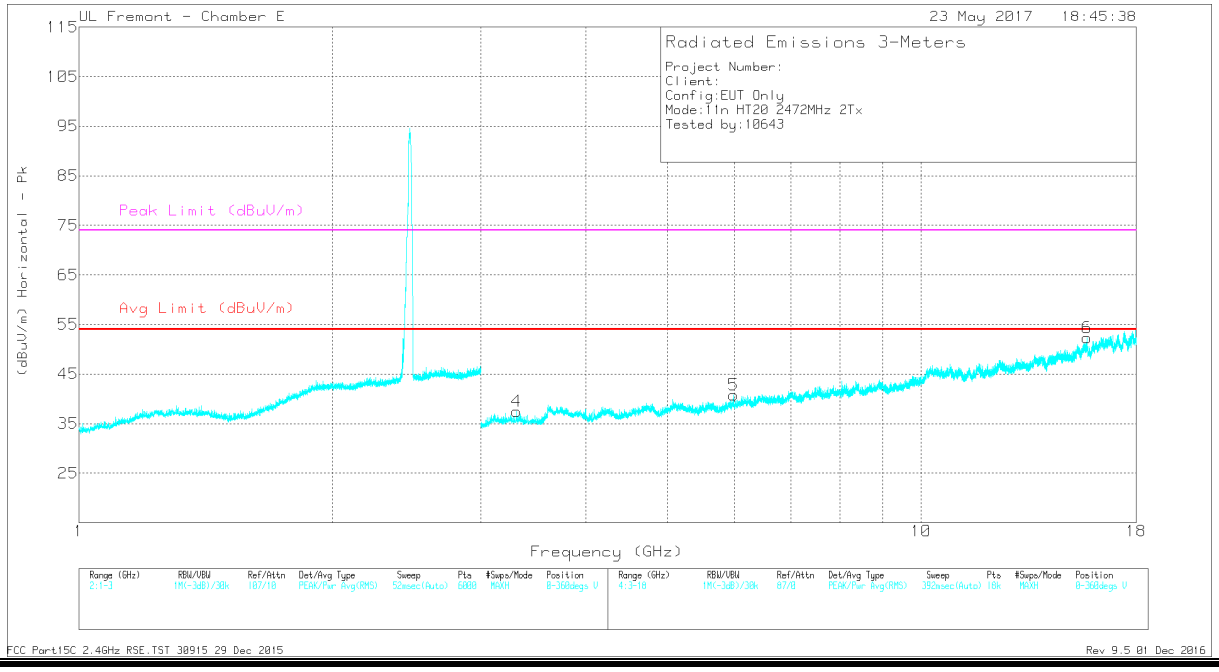

This report shall not be reproduced except in full, without the written approval of UL Verification Services Inc.

Marker	Frequency (GHz)	Meter Reading (dBuV)	Det	AF T136 (dB/m)	Amp/Cbl/Fltr/Pad (dB)	Corrected Reading (dBuV/m)	Avg Limit (dBuV/m)	Margin (dB)	Peak Limit (dBuV/m)	PK Margin (dB)	Azimuth (Degs)	Height (cm)	Polarity
1	* 2.868	38.06	PK2	32.7	-19.2	51.56	-	-	74	-22.44	265	341	H
	* 2.866	26.3	MAv1	32.7	-19.2	39.8	54	-14.2	-	-	265	341	H
2	* 7.296	38.96	PK2	36.7	-26.2	49.46	-	-	74	-24.54	248	185	H
	* 7.298	26.74	MAv1	36.7	-26.2	37.24	54	-16.76	-	-	248	185	H
3	* 14.496	37.4	PK2	41.3	-22.7	56	-	-	74	-18	201	210	H
	* 14.495	25.9	MAv1	41.3	-22.6	44.6	54	-9.4	-	-	201	210	H
6	* 15.734	37.16	PK2	43.4	-21.8	58.76	-	-	74	-15.24	12	173	V
	* 15.733	25.8	MAv1	43.4	-21.8	47.4	54	-6.6	-	-	12	173	V
4	3.308	29.72	MAv1	33.2	-31.1	31.82					249	191	V
	3.309	41.78	PK2	33.2	-31	43.98					249	191	V
5	5.992	40.37	PK2	35.6	-29.4	46.57					70	284	V
	5.992	28.6	MAv1	35.6	-29.3	34.9					70	284	V

* - indicates frequency in CFR47 Pt 15 / IC RSS-Restricted Band
PK2 - KDB558074 Method: Maximum Peak
MAv1 - KDB558074 Option 1 Maximum RMS Average

UL VERIFICATION SERVICES INC. FORM NO: CCSUP4701J
47173 BENICIA STREET, FREMONT, CA 94538, USA TEL: (510) 771-1000 FAX: (510) 661-0888
This report shall not be reproduced except in full, without the written approval of UL Verification Services Inc.

9.3. WORST-CASE BELOW 1 GHz

SPURIOUS EMISSIONS 30 TO 1000 MHz (WORST-CASE CONFIGURATION)

HORIZONTAL PLOT

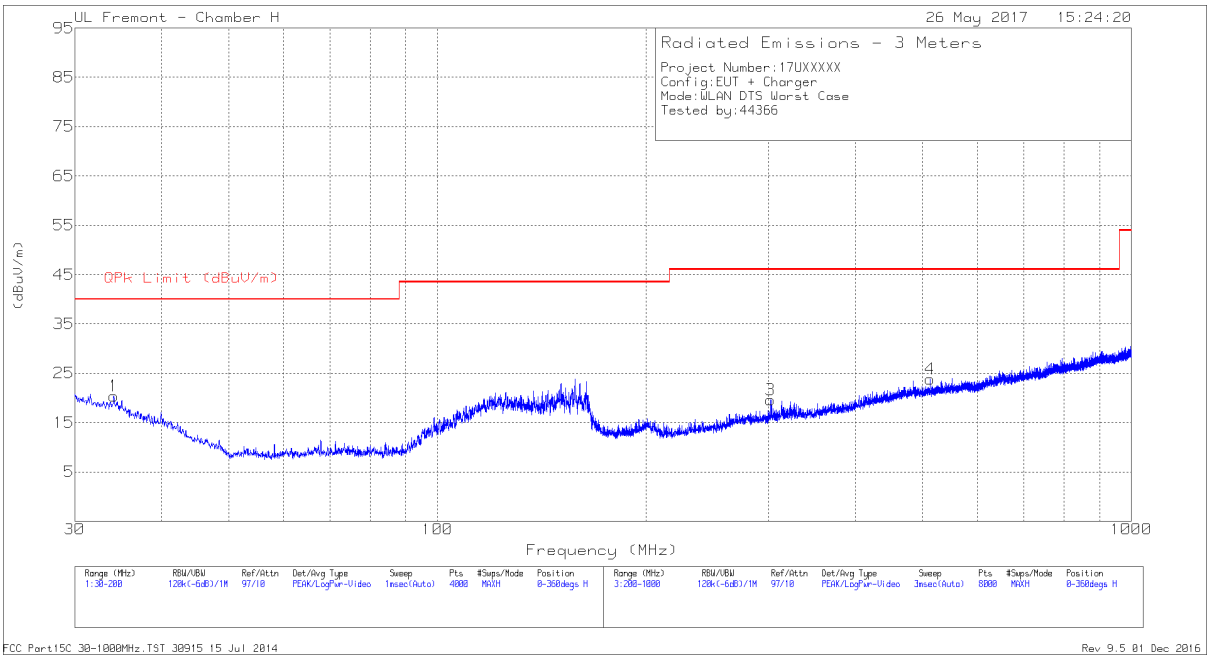

VERTICAL PLOT

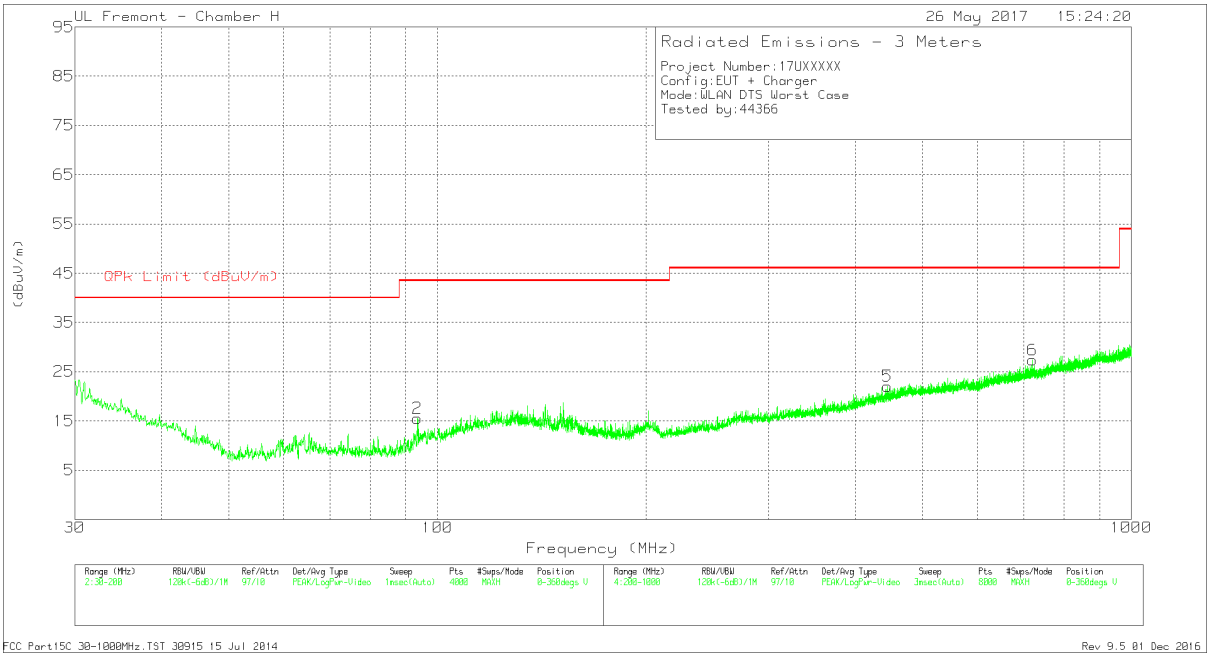

This report shall not be reproduced except in full, without the written approval of UL Verification Services Inc.

DATA

Marker	Frequency (MHz)	Meter Reading (dBuV)	Det	AF T185 (dB/m)	Amp/Cbl (dB)	Corrected Reading (dBuV/m)	QPk Limit (dBuV/m)	Margin (dB)	Azimuth (Degs)	Height (cm)	Polarity
1	34.1661	30.39	Pk	21.3	-31.3	20.39	40	-19.61	0-360	199	H
2	93.639	33.51	Pk	12.5	-30.5	15.51	43.52	-28.01	0-360	100	V
3	302.3133	31.47	Pk	17.3	-29.1	19.67	46.02	-26.35	0-360	101	H
5	444.7318	29.86	Pk	20.6	-28.4	22.06	46.02	-23.96	0-360	199	V
4	512.8407	30.27	Pk	21.8	-28.3	23.77	46.02	-22.25	0-360	199	H
6	720.6677	30.64	Pk	24.3	-27.6	27.34	46.02	-18.68	0-360	101	V

Pk - Peak detector

FCC Part15C 30-1000MHz.TST 30915 15 Jul 2014
Rev 9.5 01 Dec 2016

UL VERIFICATION SERVICES INC. FORM NO: CCSUP4701J
47173 BENICIA STREET, FREMONT, CA 94538, USA TEL: (510) 771-1000 FAX: (510) 661-0888
This report shall not be reproduced except in full, without the written approval of UL Verification Services Inc.

9.4. WORST-CASE 18 to 26 GHz

SPURIOUS EMISSIONS 18 TO 26 GHz (WORST-CASE CONFIGURATION, HORIZONTAL & VERTICAL)

HORIZONTAL PLOT

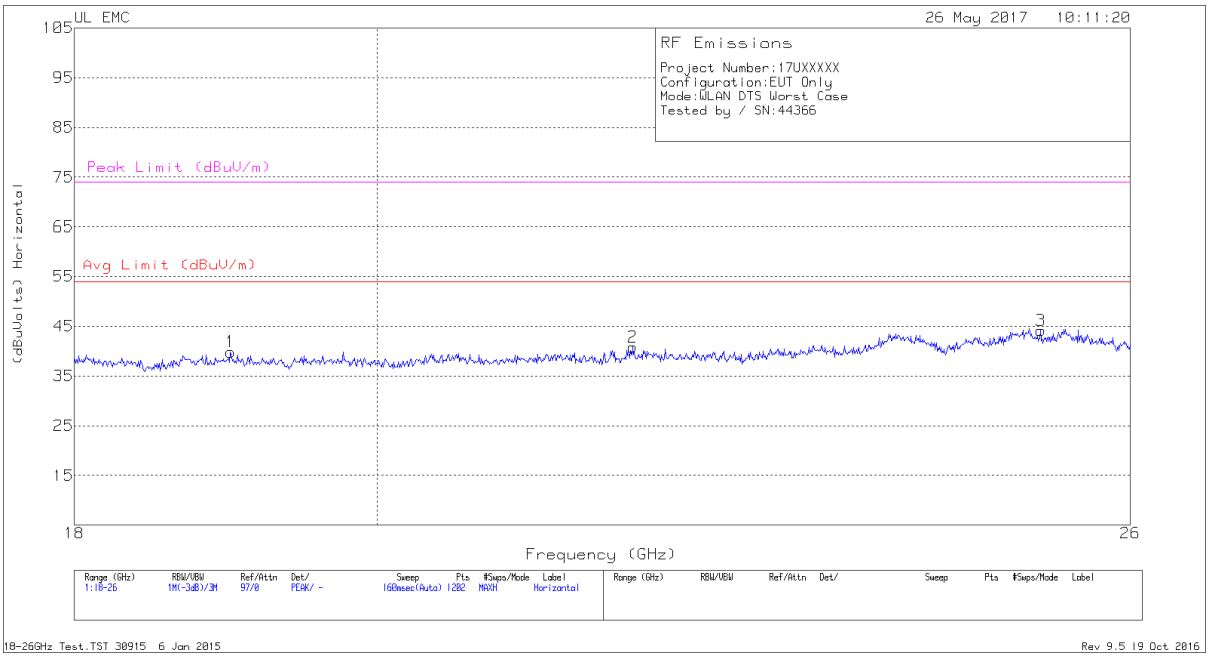

VERTICAL PLOT

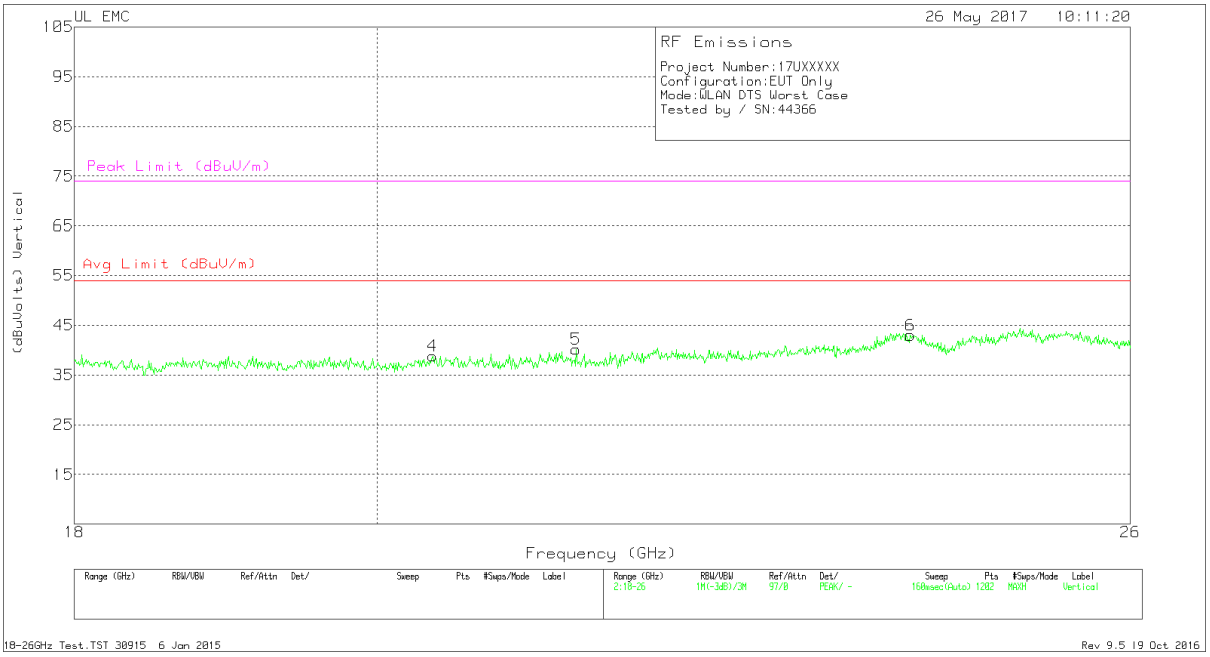

This report shall not be reproduced except in full, without the written approval of UL Verification Services Inc.

DATA

Marker	Frequency (GHz)	Meter Reading (dBuV)	Det	AF T449 (dB/m)	Amp/Cbl (dB)	Dist Corr (dB)	Corrected Reading (dBuVolts)	Avg Limit (dBuV/m)	Margin (dB)	Peak Limit (dBuV/m)	PK Margin (dB)
1	19.006	41.53	Pk	32.6	-24.8	-9.5	39.833	54	-14.166	74	-34.166
2	21.863	41.63	Pk	33.3	-24.6	-9.5	40.833	54	-13.166	74	-33.166
3	25.201	44.47	Pk	34.3	-25.1	-9.5	44.166	54	-9.833	74	-29.833
4	20.391	40.53	Pk	32.9	-25.1	-9.5	38.833	54	-15.166	74	-35.166
5	21.437	42.07	Pk	33.1	-25.5	-9.5	40.166	54	-13.833	74	-33.833
6	24.082	42.8	Pk	34	-24.3	-9.5	43	54	-11	74	-31

Pk - Peak detector
18-26GHz Test.TST 30915 6 Jan 2015
Rev 9.5 19 Oct 2016

This report shall not be reproduced except in full, without the written approval of UL Verification Services Inc.

10. AC POWER LINE CONDUCTED EMISSIONS

LIMITS

FCC §15.207 (a)

RSS-Gen 8.8

Frequency of Emission (MHz)	Conducted Limit (dBµV)	
	Quasi-peak	Average
0.15-0.5	66 to 56 *	56 to 46 *
0.5-5	56	46
5-30	60	50

*Decreases with the logarithm of the frequency.

TEST PROCEDURE

The EUT is placed on a non-conducting table 40 cm from the vertical ground plane and 80 cm above the horizontal ground plane. The EUT is configured in accordance with ANSI C63.10.

The receiver is set to a resolution bandwidth of 9 kHz. Peak detection is used unless otherwise noted as quasi-peak or average.

Line conducted data is recorded for both NEUTRAL and HOT lines.

This report shall not be reproduced except in full, without the written approval of UL Verification Services Inc.

10.1. EUT POWERED BY AC/DC ADAPTER VIA USB CABLE

LINE 1 RESULTS

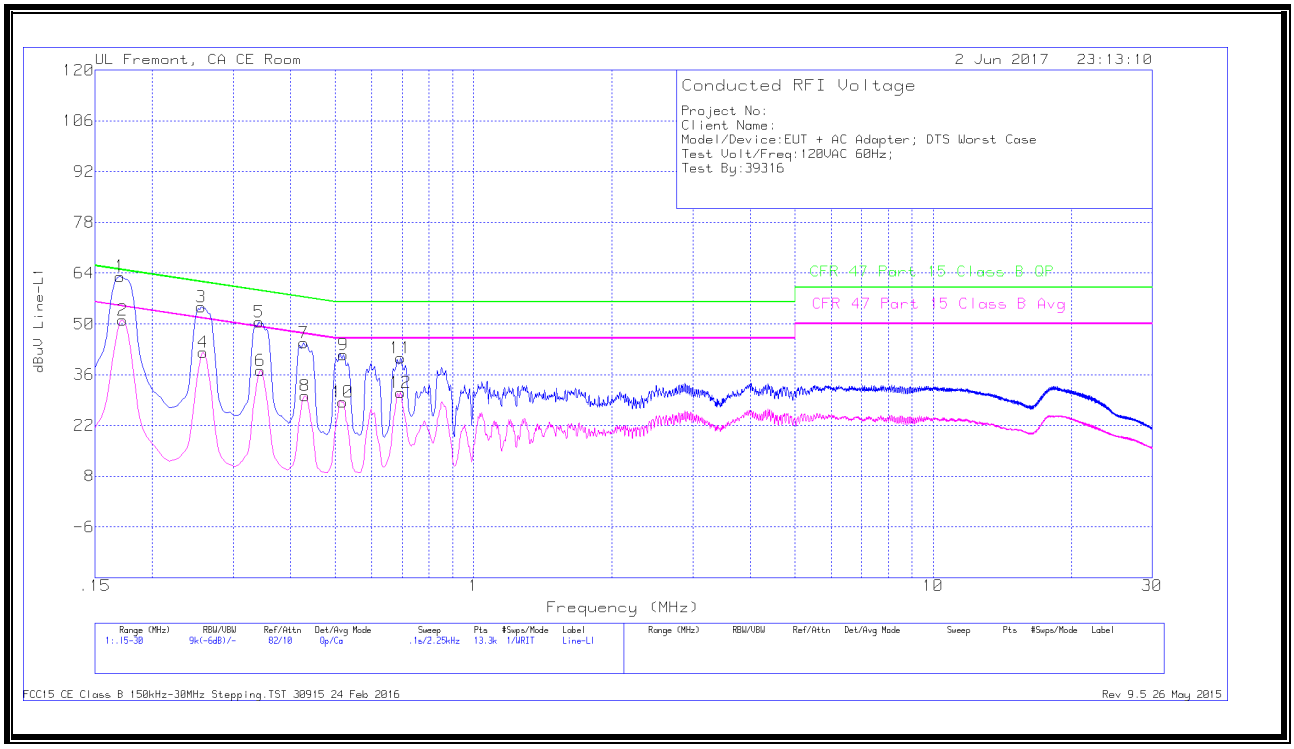

WORST EMISSIONS

Range 1: Line-L1 .15 - 30MHz											
Marker	Frequency (MHz)	Meter Reading (dBuV)	Det	LISN L1	LC Cables C1&C3	Limiter (dB)	Corrected Reading dBuV	CFR 47 Part 15 Class B QP	QP Margin (dB)	CFR 47 Part 15 Class B Avg	Av(CISPR) Margin (dB)
1	.17025	52.92	Qp	0	.1	10.1	63.12	64.95	-1.83	-	-
2	.1725	40.81	Ca	0	.1	10.1	51.01	-	-	54.84	-3.83
3	.25575	44.46	Qp	0	.1	10.1	54.66	61.57	-6.91	-	-
4	.258	32	Ca	0	.1	10.1	42.2	-	-	51.5	-9.3
5	.34125	40.31	Qp	0	.1	10.1	50.51	59.17	-8.66	-	-
6	.3435	26.99	Ca	0	.1	10.1	37.19	-	-	49.12	-11.93
7	.42675	34.64	Qp	0	.1	10.1	44.84	57.32	-12.48	-	-
8	.429	19.97	Ca	0	.1	10.1	30.17	-	-	47.27	-17.1
9	.52125	31.35	Qp	0	.1	10.1	41.55	56	-14.45	-	-
10	.519	18.3	Ca	0	.1	10.1	28.5	-	-	46	-17.5
11	.6945	30.39	Qp	0	.1	10.1	40.59	56	-15.41	-	-
12	.6945	20.78	Ca	0	.1	10.1	30.98	-	-	46	-15.02

Qp - Quasi-Peak detector

Ca - CISPR average detection

This report shall not be reproduced except in full, without the written approval of UL Verification Services Inc.

LINE 2 RESULTS

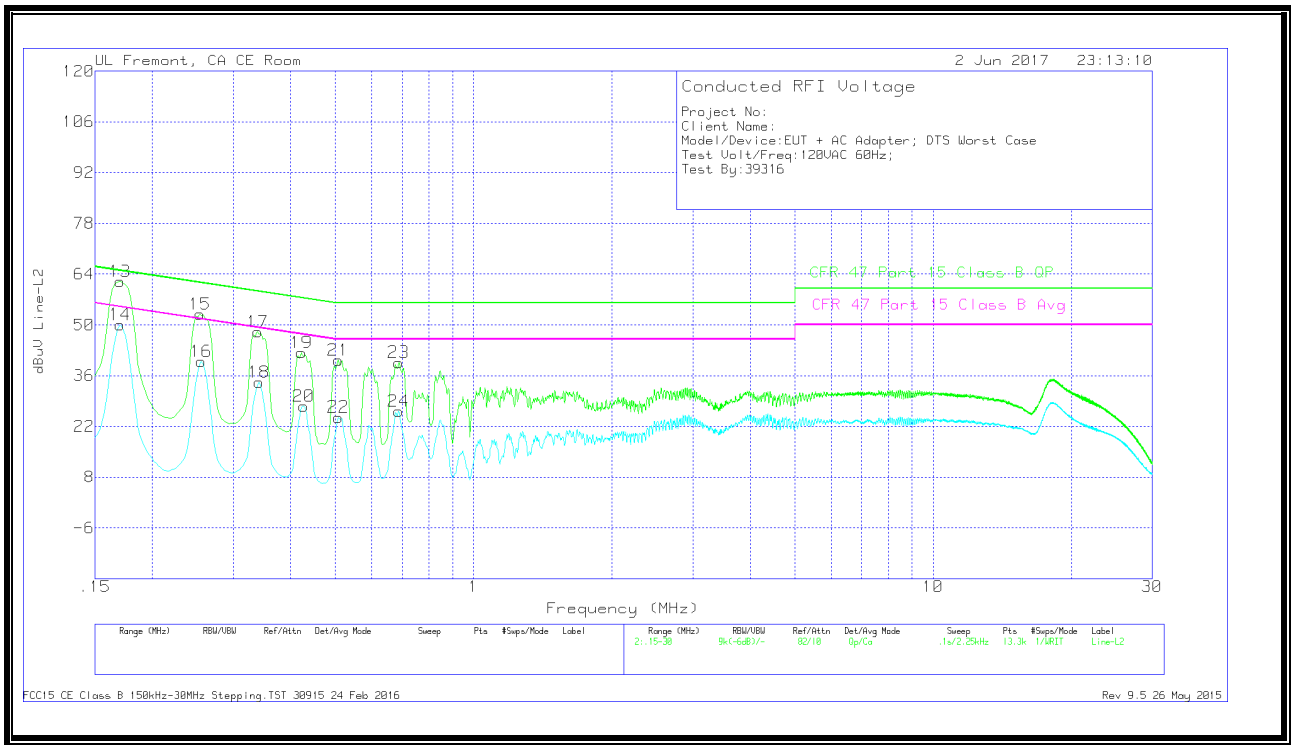

WORST EMISSIONS

Range 2: Line-L2 .15 - 30MHz											
Marker	Frequency (MHz)	Meter Reading (dBuV)	Det	LISN L2	LC Cables C2&C3	Limiter (dB)	Corrected Reading dBuV	CFR 47 Part 15 Class B QP	QP Margin (dB)	CFR 47 Part 15 Class B Avg	Av(CISPR) Margin (dB)
13	.17025	51.74	Qp	0	.1	10.1	61.94	64.95	-3.01	-	-
14	.17025	39.88	Ca	0	.1	10.1	50.08	-	-	54.95	-4.87
15	.2535	42.77	Qp	0	.1	10.1	52.97	61.64	-8.67	-	-
16	.25575	29.76	Ca	0	.1	10.1	39.96	-	-	51.57	-11.61
17	.339	37.84	Qp	0	.1	10.1	48.04	59.23	-11.19	-	-
18	.34125	23.92	Ca	0	.1	10.1	34.12	-	-	49.17	-15.05
19	.42225	32.09	Qp	0	.1	10.1	42.29	57.4	-15.11	-	-
20	.42675	17.35	Ca	0	.1	10.1	27.55	-	-	47.32	-19.77
21	.50775	30.05	Qp	0	.1	10.1	40.25	56	-15.75	-	-
22	.50775	14.33	Ca	0	.1	10.1	24.53	-	-	46	-21.47
23	.68775	29.45	Qp	0	.1	10.1	39.65	56	-16.35	-	-
24	.68775	16.01	Ca	0	.1	10.1	26.21	-	-	46	-19.79

Qp - Quasi-Peak detector

This report shall not be reproduced except in full, without the written approval of UL Verification Services Inc.

10.2. EUT POWERED BY HOST PC VIA USB CABLE

LINE 1 RESULTS

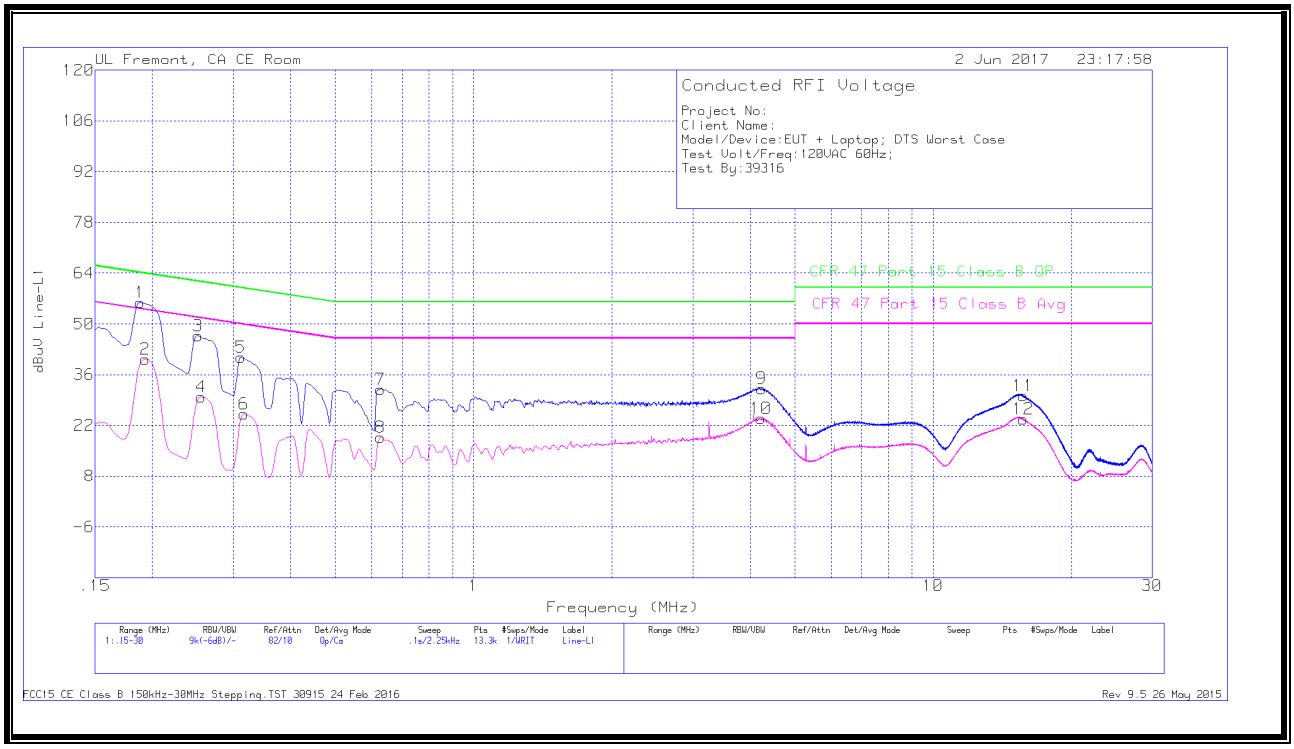

WORST EMISSIONS

Range 1: Line-L1 .15 - 30MHz											
Marker	Frequency (MHz)	Meter Reading (dBuV)	Det	LISN L1	LC Cables C1&C3	Limiter (dB)	Corrected Reading dBuV	CFR 47 Part 15 Class B QP	QP Margin (dB)	CFR 47 Part 15 Class B Avg	Av(CISPR) Margin (dB)
1	.18825	45.74	Qp	0	.1	10.1	55.94	64.11	-8.17	-	-
2	.19275	30.11	Ca	0	.1	10.1	40.31	-	-	53.92	-13.61
3	.25125	36.57	Qp	0	.1	10.1	46.77	61.72	-14.95	-	-
4	.25575	19.62	Ca	0	.1	10.1	29.82	-	-	51.57	-21.75
5	.312	30.62	Qp	0	.1	10.1	40.82	59.92	-19.1	-	-
6	.3165	14.96	Ca	0	.1	10.1	25.16	-	-	49.8	-24.64
7	.627	21.75	Qp	0	.1	10.1	31.95	56	-24.05	-	-
8	.627	8.45	Ca	0	.1	10.1	18.65	-	-	46	-27.35
9	4.23375	21.98	Qp	0	.1	10.1	32.18	56	-23.82	-	-
10	4.22475	13.65	Ca	0	.1	10.1	23.85	-	-	46	-22.15
11	15.7133	19.73	Qp	0	.2	10.3	30.23	60	-29.77	-	-
12	15.7245	13.24	Ca	0	.2	10.3	23.74	-	-	50	-26.26

Qp - Quasi-Peak detector

Ca - CISPR average detection

This report shall not be reproduced except in full, without the written approval of UL Verification Services Inc.

LINE 2 RESULTS

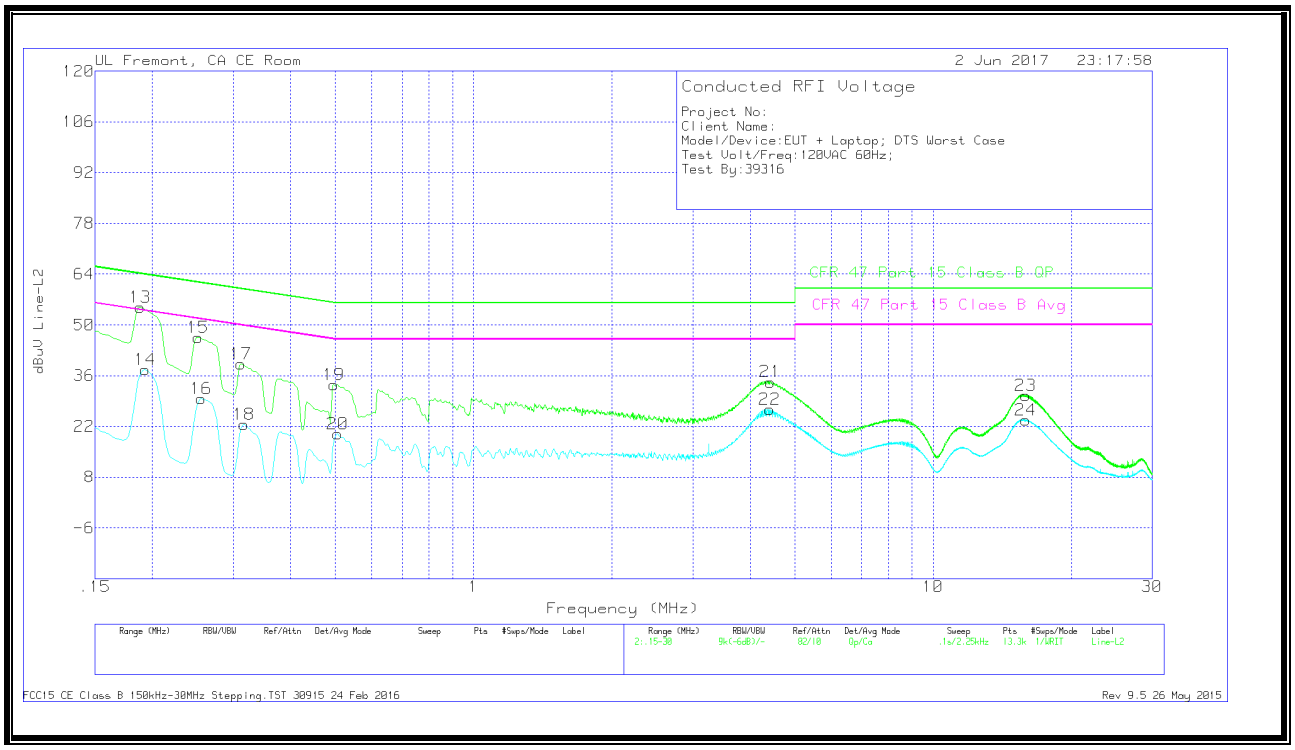

WORST EMISSIONS

Range 2: Line-L2 .15 - 30MHz											
Marker	Frequency (MHz)	Meter Reading (dBuV)	Det	LISN L2	LC Cables C2&C3	Limiter (dB)	Corrected Reading dBuV	CFR 47 Part 15 Class B QP	QP Margin (dB)	CFR 47 Part 15 Class B Avg	Av(CISPR) Margin (dB)
13	.18825	44.71	Qp	0	.1	10.1	54.91	64.11	-9.2	-	-
14	.19275	27.38	Ca	0	.1	10.1	37.58	-	-	53.92	-16.34
15	.25125	36.37	Qp	0	.1	10.1	46.57	61.72	-15.15	-	-
16	.25575	19.43	Ca	0	.1	10.1	29.63	-	-	51.57	-21.94
17	.312	29.03	Qp	0	.1	10.1	39.23	59.92	-20.69	-	-
18	.3165	12.34	Ca	0	.1	10.1	22.54	-	-	49.8	-27.26
19	.4965	23.35	Qp	0	.1	10.1	33.55	56.06	-22.51	-	-
20	.5055	9.67	Ca	0	.1	10.1	19.87	-	-	46	-26.13
21	4.42275	24.07	Qp	0	.1	10.1	34.27	56	-21.73	-	-
22	4.41825	16.43	Ca	0	.1	10.1	26.63	-	-	46	-19.37
23	15.9113	20.08	Qp	0	.2	10.3	30.58	60	-29.42	-	-
24	15.9034	13.21	Ca	0	.2	10.3	23.71	-	-	50	-26.29

Qp - Quasi-Peak detector

Ca - CISPR average detection

This report shall not be reproduced except in full, without the written approval of UL Verification Services Inc.