HT20 2.4GHz 2TX UAT 1+2(UAT 1) CDD CSPUR CH_9

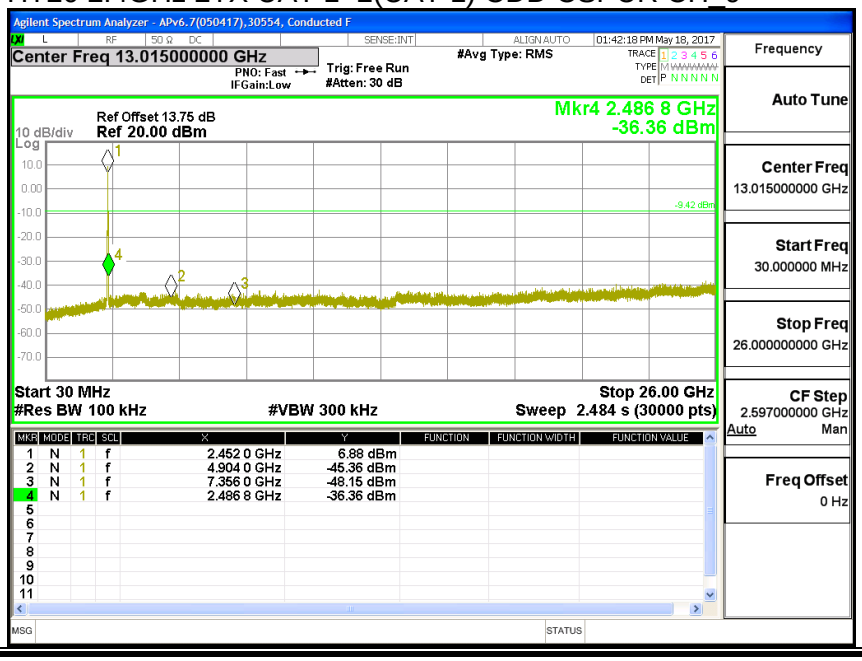

HT20 2.4GHz 2TX UAT 1+2(LAT 3) CDD CSPUR CH_9

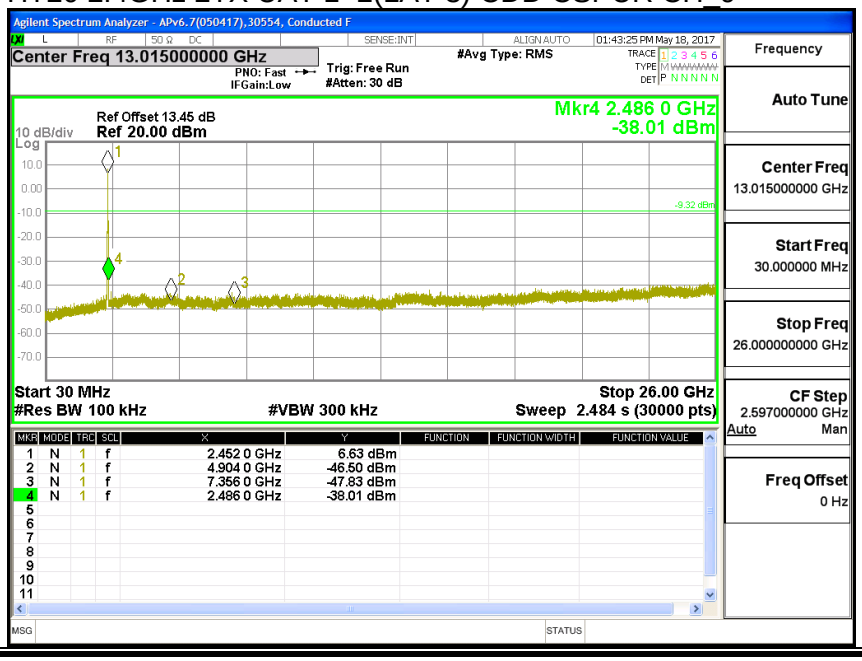

This report shall not be reproduced except in full, without the written approval of UL Verification Services Inc.

HT20 2.4GHz 2TX UAT 1+2(UAT 1) CDD CSPUR CH_10

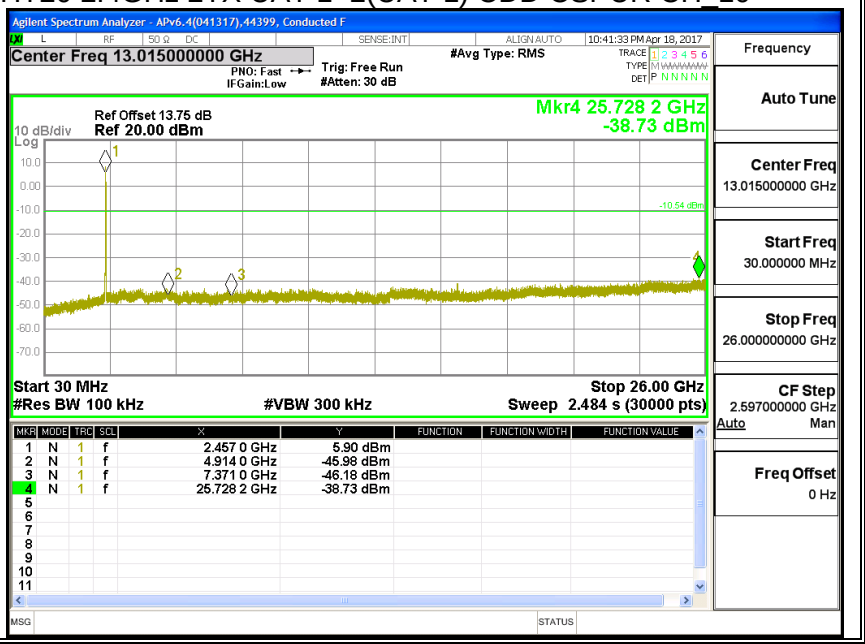

HT20 2.4GHz 2TX UAT 1+2(LAT 3) CDD CSPUR CH_10

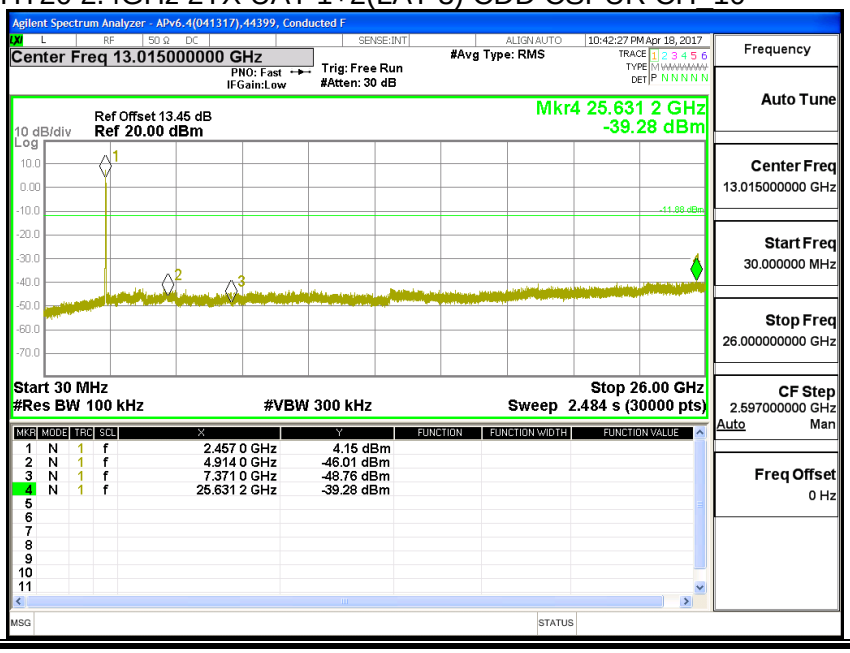

This report shall not be reproduced except in full, without the written approval of UL Verification Services Inc.

HT20 2.4GHz 2TX UAT 1+2(UAT 1) CDD CSPUR CH_11

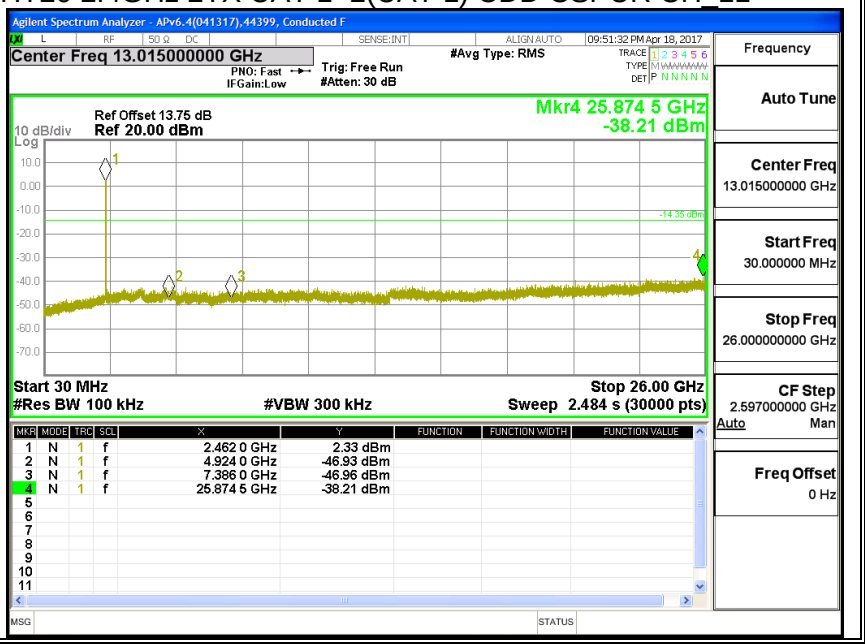

HT20 2.4GHz 2TX UAT 1+2(LAT 3) CDD CSPUR CH_11

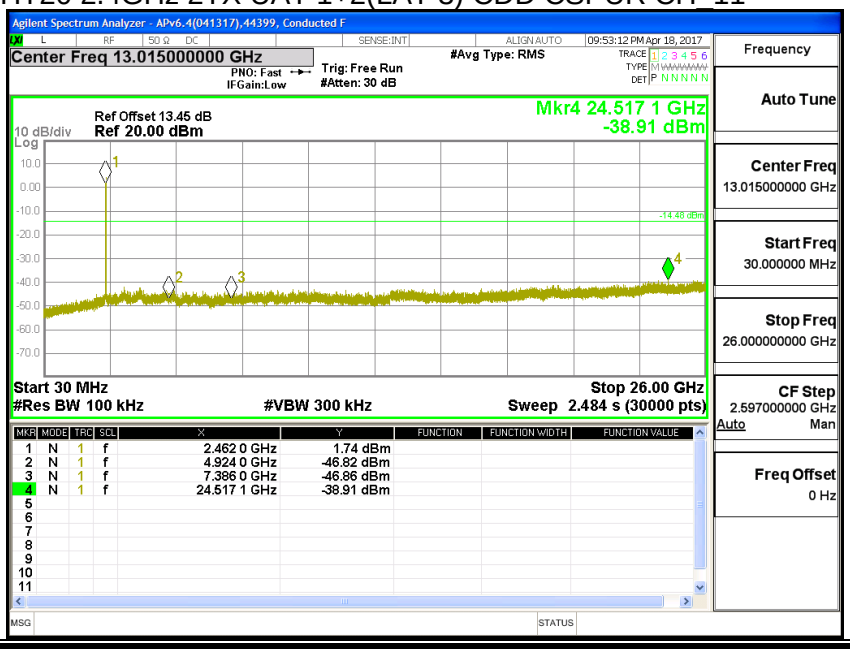

This report shall not be reproduced except in full, without the written approval of UL Verification Services Inc.

HT20 2.4GHz 2TX UAT 1+2(UAT 1) CDD CSPUR CH_12

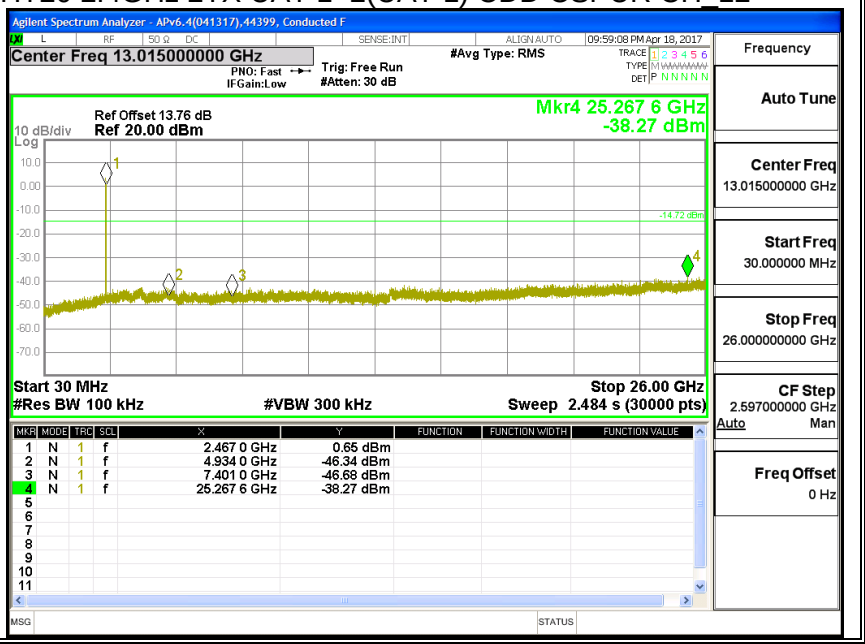

HT20 2.4GHz 2TX UAT 1+2(LAT 3) CDD CSPUR CH_12

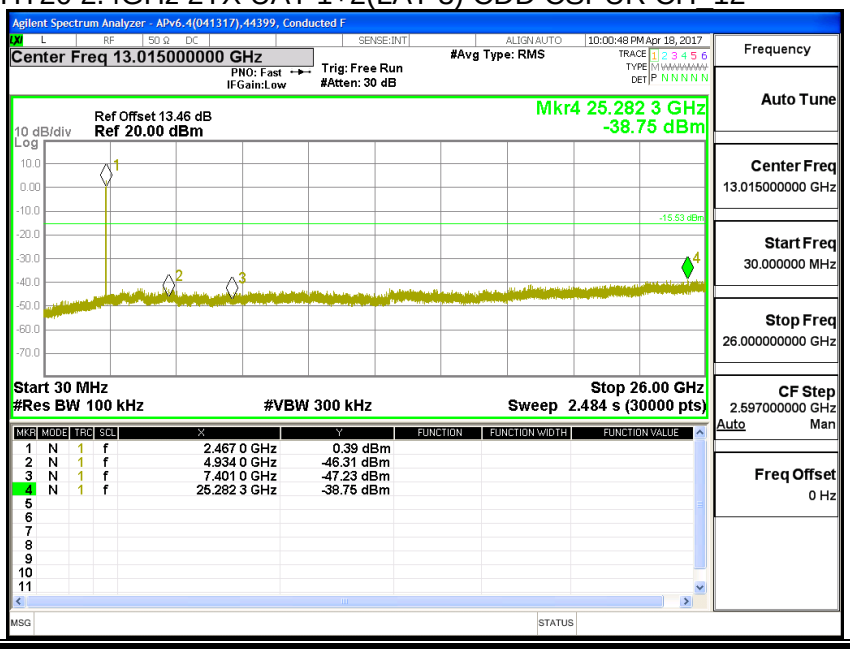

This report shall not be reproduced except in full, without the written approval of UL Verification Services Inc.

HT20 2.4GHz 2TX UAT 1+2(UAT 1) CDD CSPUR CH_13

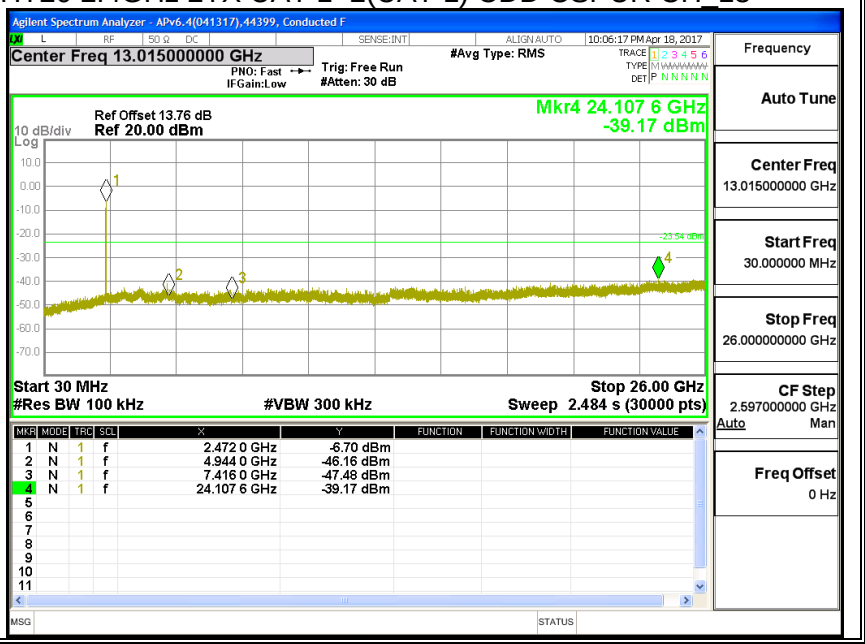

HT20 2.4GHz 2TX UAT 1+2(LAT 3) CDD CSPUR CH_13

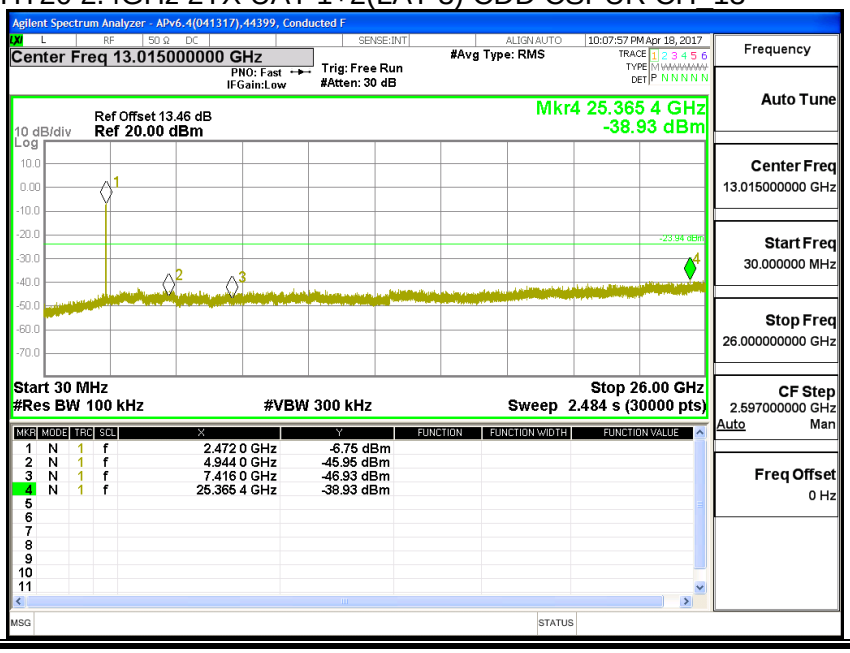

This report shall not be reproduced except in full, without the written approval of UL Verification Services Inc.

9. RADIATED TEST RESULTS

9.1. LIMITS AND PROCEDURE

LIMITS

FCC §15.205 and §15.209

IC RSS-GEN, Section 8.9 and 8.10.

Frequency Range (MHz)	Field Strength Limit (uV/m) at 3 m	Field Strength Limit (dBuV/m) at 3 m
30 - 88	100	40
88 - 216	150	43.5
216 - 960	200	46
Above 960	500	54

TEST PROCEDURE

The EUT is placed on a non-conducting table 80 cm above the ground plane for measurement below 1GHz; 1.5 m above the ground plane for measurement above 1GHz. The antenna to EUT distance is 3 meters. The EUT is configured in accordance with ANSI C63.10. The EUT is set to transmit in a continuous mode.

For measurements below 1 GHz the resolution bandwidth is set to 100 kHz for peak detection measurements or 120 kHz for quasi-peak detection measurements. Peak detection is used unless otherwise noted as quasi-peak.

For pre-scans above 1 GHz the resolution bandwidth is set to 1 MHz; the video bandwidth is set to 30 KHz for peak measurements.

For final measurements above 1 GHz the resolution bandwidth is set to 1 MHz; the video bandwidth is set to 3 MHz for peak measurements and as applicable for average measurements.

The frequency range of interest is monitored at a fixed antenna height and EUT azimuth. The EUT is rotated through 360 degrees to maximize emissions received. The antenna is scanned from 1 to 4 meters above the ground plane to further maximize the emission. Measurements are made with the antenna polarized in both the vertical and the horizontal positions

This report shall not be reproduced except in full, without the written approval of UL Verification Services Inc.

9.2. TRANSMITTER ABOVE 1 GHz

9.2.1. 11b UAT 1 SISO MODE IN THE 2.4GHz BAND

AUTHORIZED BANDEDGE (LOW CHANNEL, CH 1)

LOW CHANNEL HORIZONTAL

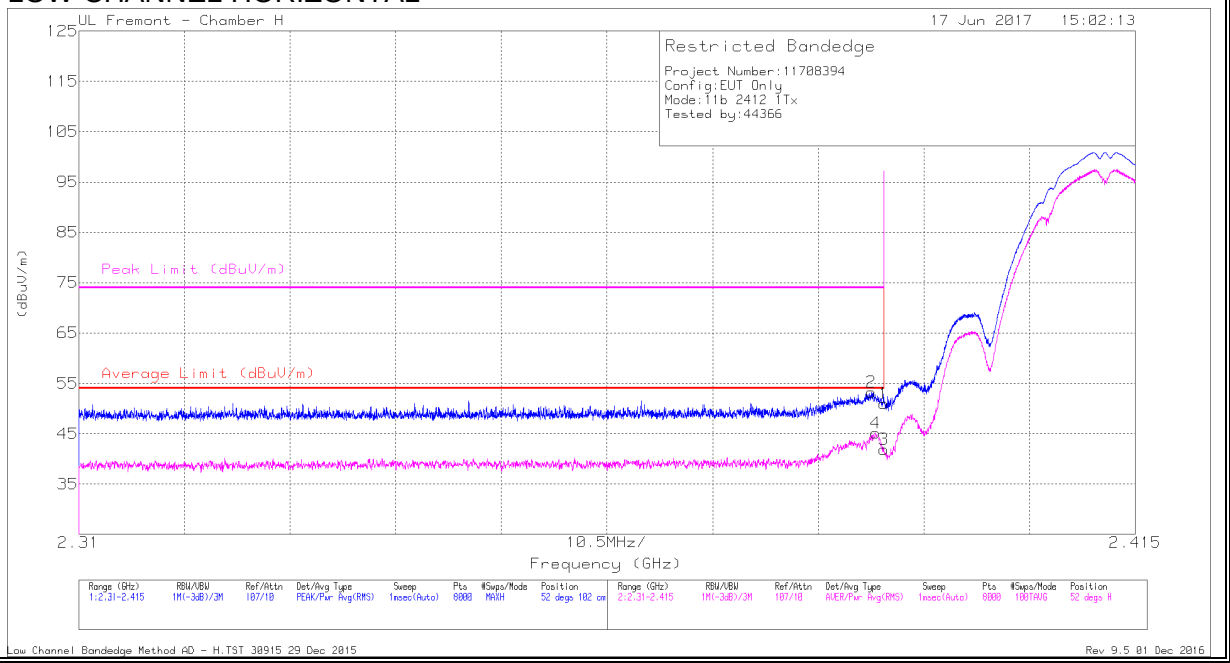

Marker	Frequency (GHz)	Meter Reading (dBuV)	Det	AF T344 (dB/m)	Amp/Cbl/Fltr/Pad (dB)	Corrected Reading (dBuV/m)	Average Limit (dBuV/m)	Margin (dB)	Peak Limit (dBuV/m)	PK Margin (dB)	Azimuth (Degs)	Height (cm)	Polarity
1	* 2.39	46.81	Pk	32.3	-28.1	57.01	-	-	74	-16.99	52	102	H
2	* 2.389	49.03	Pk	32.3	-28.1	59.23	-	-	74	-14.77	52	102	H
3	* 2.39	37.68	RMS	32.3	-28.1	47.88	54	-6.12	-	-	52	102	H
4	* 2.389	40.93	RMS	32.3	-28.1	51.13	54	-2.87	-	-	52	102	H

* - indicates frequency in CFR47 Pt 15 / IC RSS-Restricted Band
Pk - Peak detector
RMS - RMS detection

This report shall not be reproduced except in full, without the written approval of UL Verification Services Inc.

LOW CHANNEL VERTICAL

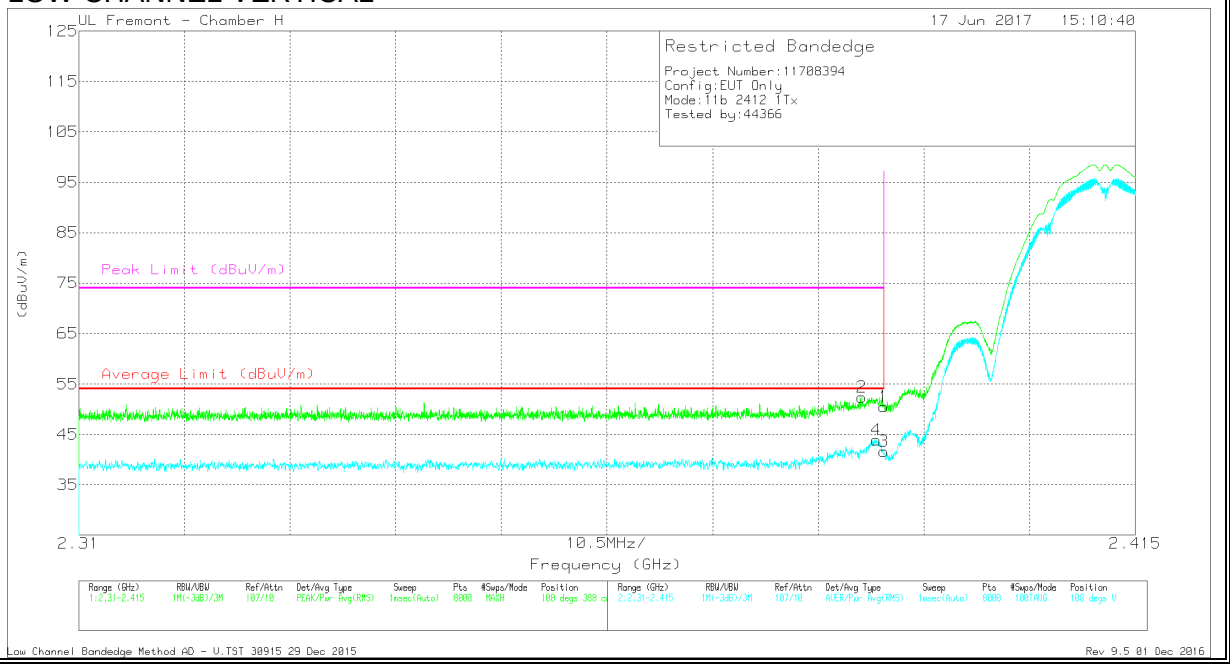

Marker	Frequency (GHz)	Meter Reading (dBuV)	Det	AF T344 (dB/m)	Amp/Cbl/Fltr/Pad (dB)	Corrected Reading (dBuV/m)	Average Limit (dBuV/m)	Margin (dB)	Peak Limit (dBuV/m)	PK Margin (dB)	Azimuth (Degs)	Height (cm)	Polarity
1	* 2.39	46.29	Pk	32.3	-28.1	56.49	-	-	74	-17.51	108	388	V
2	* 2.388	48.21	Pk	32.3	-28.1	58.41	-	-	74	-15.59	108	388	V
3	* 2.39	37.51	RMS	32.3	-28.1	47.71	54	-6.29	-	-	108	388	V
4	* 2.389	39.75	RMS	32.3	-28.1	49.95	54	-4.05	-	-	108	388	V

* - indicates frequency in CFR47 Pt 15 / IC RSS-Restricted Band
Pk - Peak detector
RMS - RMS detection

This report shall not be reproduced except in full, without the written approval of UL Verification Services Inc.

AUTHORIZED BANDEDGE (LOW CHANNEL, CH 2)

LOW CHANNEL HORIZONTAL

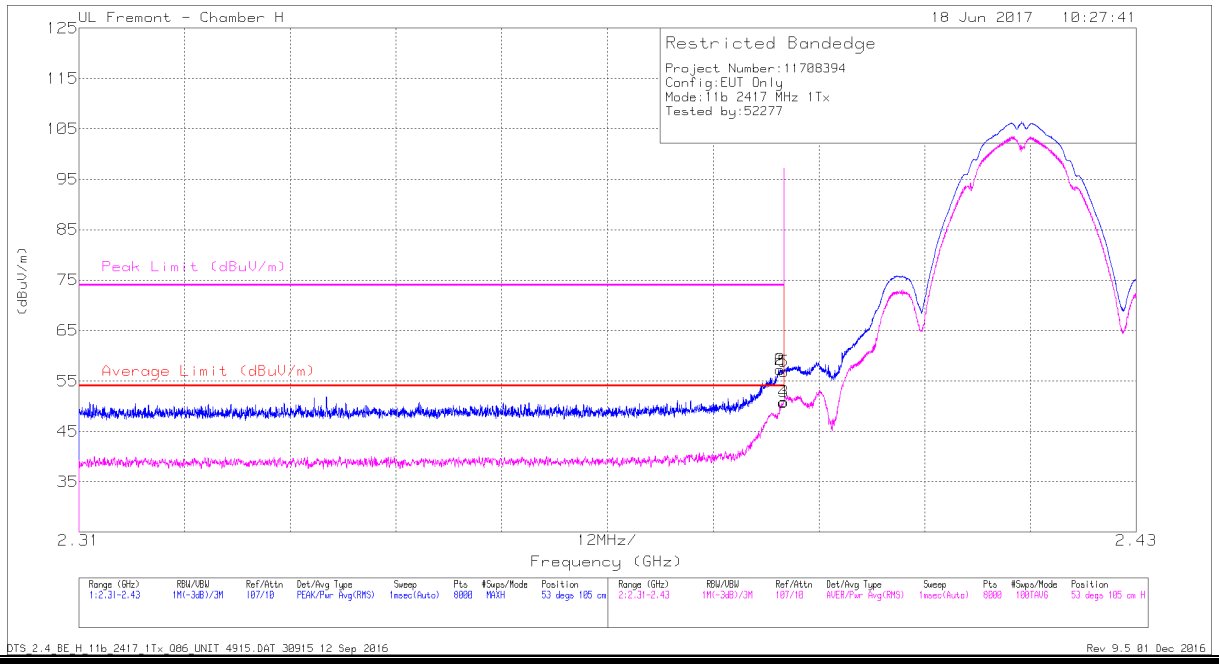

Marker	Frequency (GHz)	Meter Reading (dBuV)	Det	AF T344 (dB/m)	Amp/Cbl/Fltr/Pad (dB)	Corrected Reading (dBuV/m)	Average Limit (dBuV/m)	Margin (dB)	Peak Limit (dBuV/m)	PK Margin (dB)	Azimuth (Degs)	Height (cm)	Polarity
1	* 2.39	52.73	Pk	32.3	-28.1	56.93	-	-	74	-17.07	53	105	H
2	* 2.39	53.09	Pk	32.3	-28.1	57.29	-	-	74	-16.71	53	105	H
3	* 2.39	46.67	RMS	32.3	-28.1	50.87	54	-3.13	-	-	53	105	H
4	* 2.39	46.55	RMS	32.3	-28.1	50.75	54	-3.25	-	-	53	105	H

* - indicates frequency in CFR47 Pt 15 / IC RSS-Restricted Band
Pk - Peak detector
RMS - RMS detection

This report shall not be reproduced except in full, without the written approval of UL Verification Services Inc.

LOW CHANNEL VERTICAL

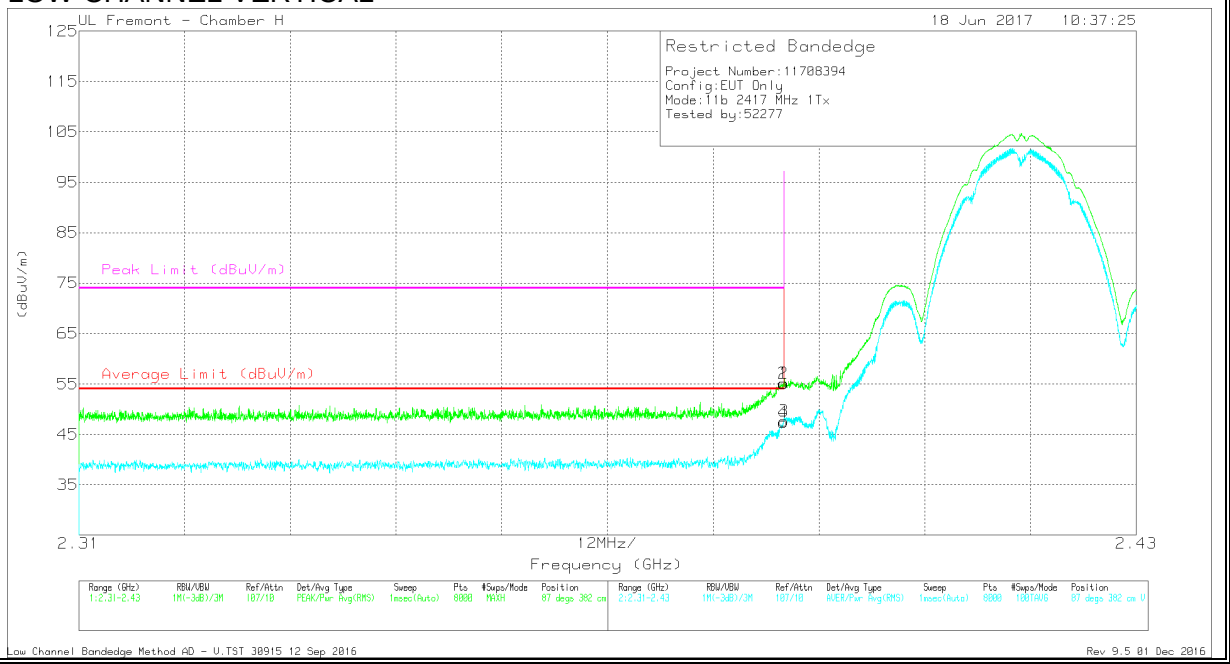

Marker	Frequency (GHz)	Meter Reading (dBuV)	Det	AF T344 (dB/m)	Amp/Cbl/Fltr/Pad (dB)	Corrected Reading (dBuV/m)	Average Limit (dBuV/m)	Margin (dB)	Peak Limit (dBuV/m)	PK Margin (dB)	Azimuth (Degs)	Height (cm)	Polarity
1	* 2.39	50.99	Pk	32.3	-28.1	55.19	-	-	74	-18.81	87	382	V
2	* 2.39	50.89	Pk	32.3	-28.1	55.09	-	-	74	-18.91	87	382	V
3	* 2.39	43.47	RMS	32.3	-28.1	47.67	54	-6.33	-	-	87	382	V
4	* 2.39	43.24	RMS	32.3	-28.1	47.44	54	-6.56	-	-	87	382	V

* - indicates frequency in CFR47 Pt 15 / IC RSS-Restricted Band
Pk - Peak detector
RMS - RMS detection

This report shall not be reproduced except in full, without the written approval of UL Verification Services Inc.

AUTHORIZED BANDEDGE (LOW CHANNEL, CH 3)

LOW CHANNEL HORIZONTAL

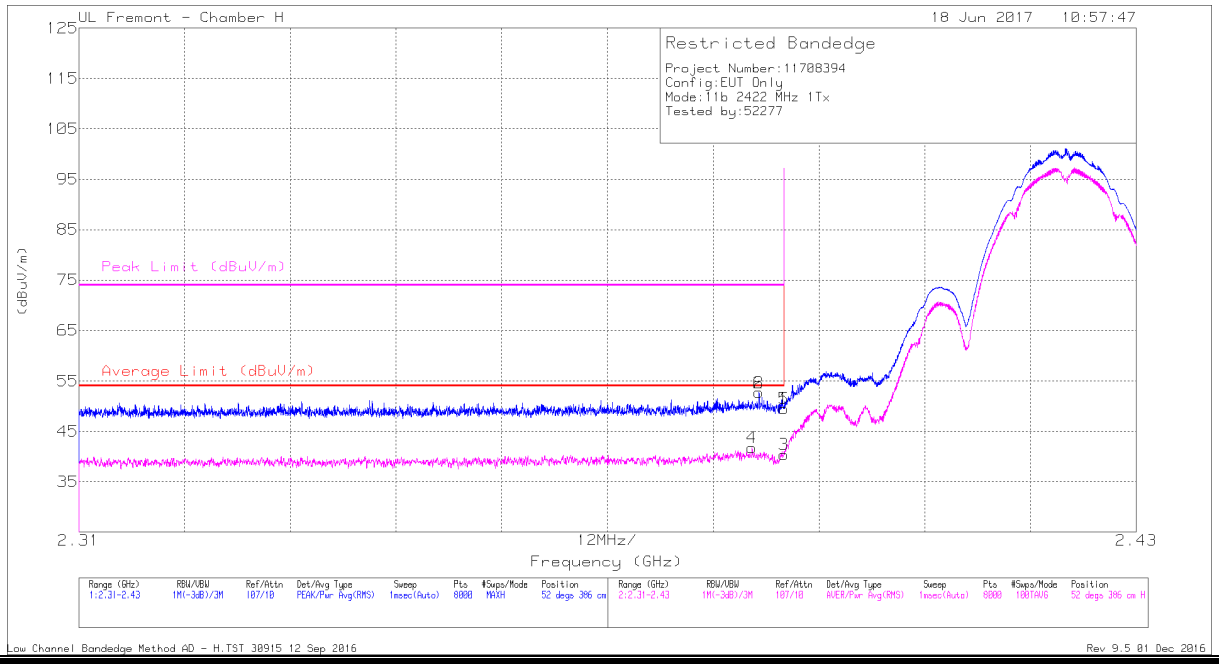

Marker	Frequency (GHz)	Meter Reading (dBuV)	Det	AF T344 (dB/m)	Amp/Cbl/Fltr/Pad (dB)	Corrected Reading (dBuV/m)	Average Limit (dBuV/m)	Margin (dB)	Peak Limit (dBuV/m)	PK Margin (dB)	Azimuth (Degs)	Height (cm)	Polarity
1	* 2.39	45.35	Pk	32.3	-28.1	49.55	-	-	74	-24.45	52	386	H
2	* 2.387	48.5	Pk	32.3	-28.1	52.7	-	-	74	-21.3	52	386	H
5	* 2.39	45.35	Pk	32.3	-28.1	49.55	-	-	74	-24.45	52	386	H
6	* 2.387	48.5	Pk	32.3	-28.1	52.7	-	-	74	-21.3	52	386	H
3	* 2.39	36.26	RMS	32.3	-28.1	40.46	54	-13.54	-	-	52	386	H
4	* 2.386	37.56	RMS	32.3	-28.1	41.76	54	-12.24	-	-	52	386	H

* - indicates frequency in CFR47 Pt 15 / IC RSS-Restricted Band
Pk - Peak detector
RMS - RMS detection

This report shall not be reproduced except in full, without the written approval of UL Verification Services Inc.

LOW CHANNEL VERTICAL

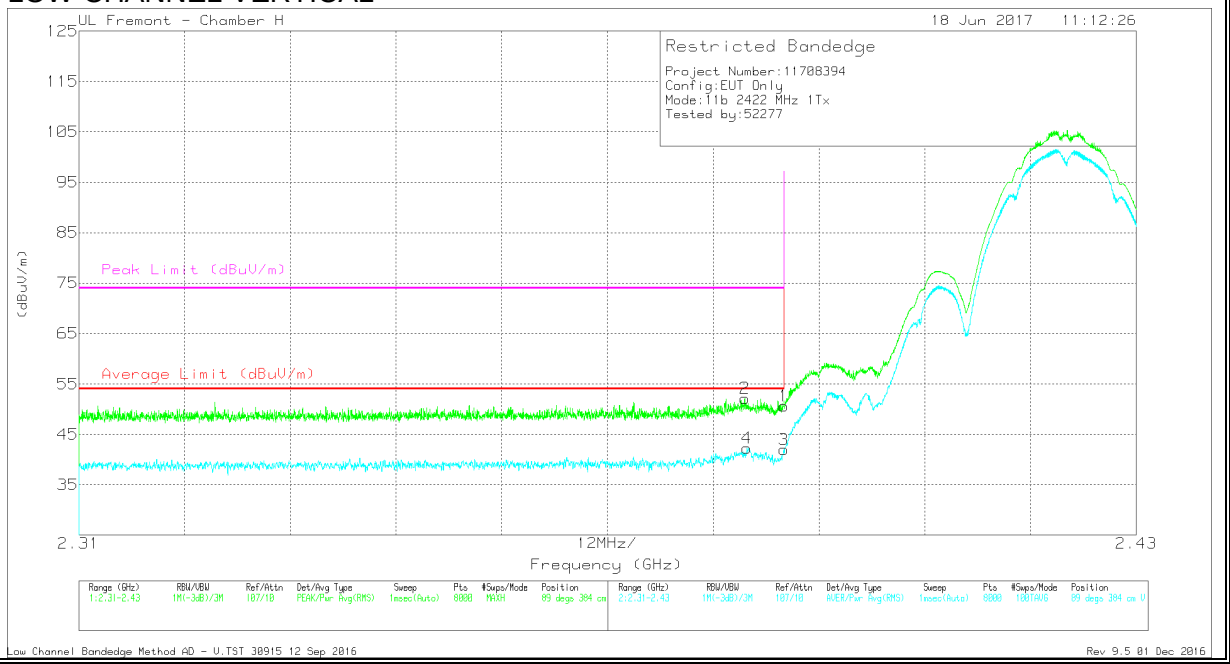

Marker	Frequency (GHz)	Meter Reading (dBuV)	Det	AF T344 (dB/m)	Amp/Cbl/Fltr/Pad (dB)	Corrected Reading (dBuV/m)	Average Limit (dBuV/m)	Margin (dB)	Peak Limit (dBuV/m)	PK Margin (dB)	Azimuth (Degs)	Height (cm)	Polarity
1	* 2.39	46.47	Pk	32.3	-28.1	50.67	-	-	74	-23.33	89	384	V
2	* 2.386	47.97	Pk	32.3	-28.1	52.17	-	-	74	-21.83	89	384	V
3	* 2.39	37.77	RMS	32.3	-28.1	41.97	54	-12.03	-	-	89	384	V
4	* 2.386	38.1	RMS	32.3	-28.1	42.3	54	-11.7	-	-	89	384	V

* - indicates frequency in CFR47 Pt 15 / IC RSS-Restricted Band
Pk - Peak detector
RMS - RMS detection

This report shall not be reproduced except in full, without the written approval of UL Verification Services Inc.

AUTHORIZED BANDEDGE (HIGH CHANNEL, CH 10)

HIGH CHANNEL HORIZONTAL

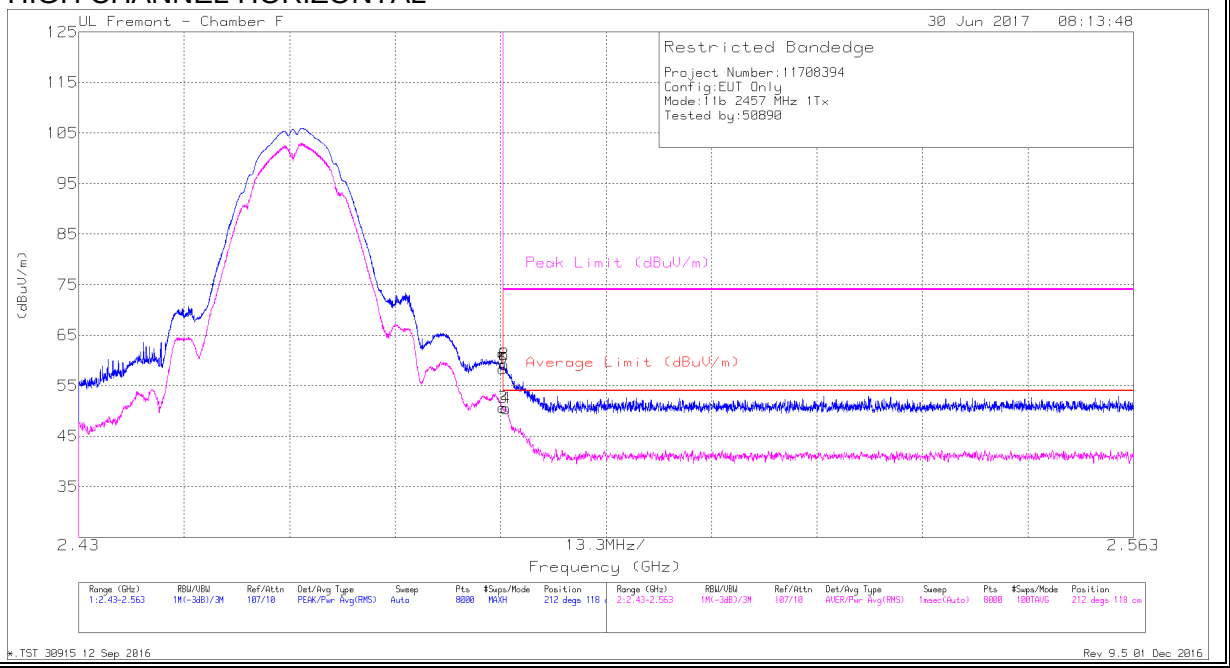

Marker	Frequency (GHz)	Meter Reading (dBuV)	Det	AF T119 (dB/m)	Amp/Cbl/Fltr/Pad (dB)	Corrected Reading (dBuV/m)	Average Limit (dBuV/m)	Margin (dB)	Peak Limit (dBuV/m)	PK Margin (dB)	Azimuth (Degs)	Height (cm)	Polarity
1	* 2.484	47.31	Pk	32.1	-21	58.41	-	-	74	-15.59	212	118	H
2	* 2.484	48.16	Pk	32.1	-21	59.26	-	-	74	-14.74	212	118	H
3	* 2.484	39.62	RMS	32.1	-21	50.72	54	-3.28	-	-	212	118	H
4	* 2.484	39.28	RMS	32.2	-21	50.48	54	-3.52	-	-	212	118	H

* - indicates frequency in CFR47 Pt 15 / IC RSS-Restricted Band
Pk - Peak detector
RMS - RMS detection

This report shall not be reproduced except in full, without the written approval of UL Verification Services Inc.

HIGH CHANNEL VERTICAL

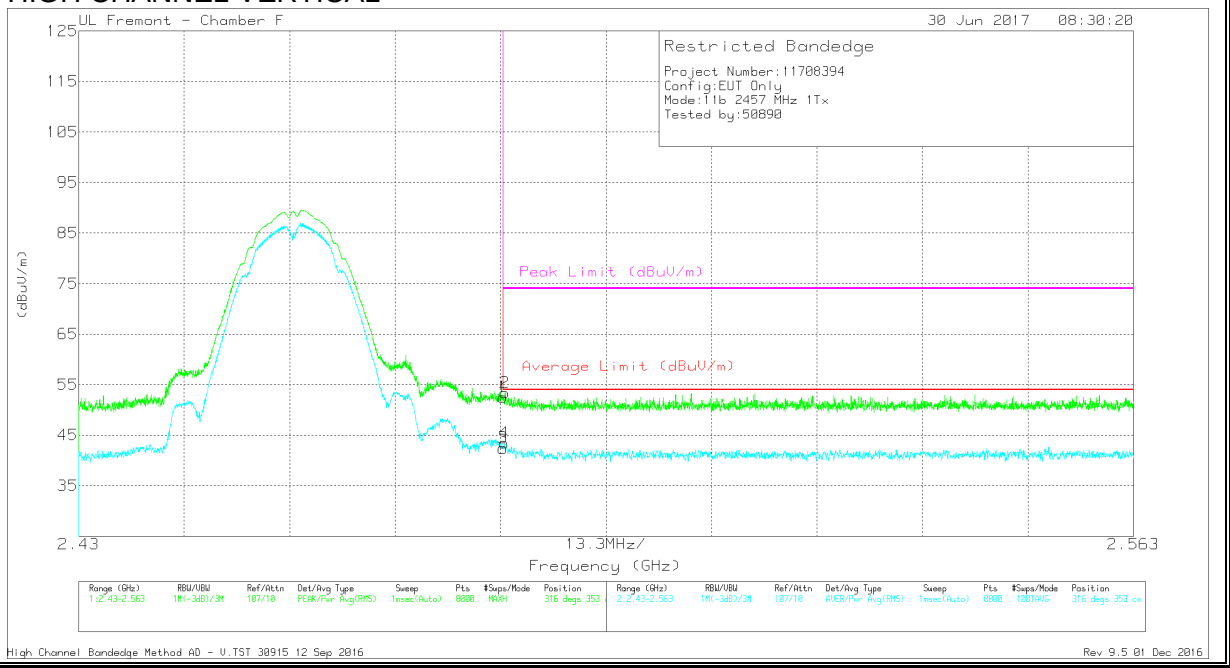

Marker	Frequency (GHz)	Meter Reading (dBuV)	Det	AF T119 (dB/m)	Amp/Cbl/Fltr/Pad (dB)	Corrected Reading (dBuV/m)	Average Limit (dBuV/m)	Margin (dB)	Peak Limit (dBuV/m)	PK Margin (dB)	Azimuth (Degs)	Height (cm)	Polarity
1	* 2.484	41.4	Pk	32.1	-21	52.5	-	-	74	-21.5	316	353	V
2	* 2.484	42.34	Pk	32.1	-21	53.44	-	-	74	-20.56	316	353	V
3	* 2.484	31.31	RMS	32.1	-21	42.41	54	-11.59	-	-	316	353	V
4	* 2.484	32.31	RMS	32.1	-21	43.41	54	-10.59	-	-	316	353	V

* - indicates frequency in CFR47 Pt 15 / IC RSS-Restricted Band
Pk - Peak detector
RMS - RMS detection

This report shall not be reproduced except in full, without the written approval of UL Verification Services Inc.

AUTHORIZED BANDEDGE (HIGH CHANNEL, CH 11)

HIGH CHANNEL HORIZONTAL

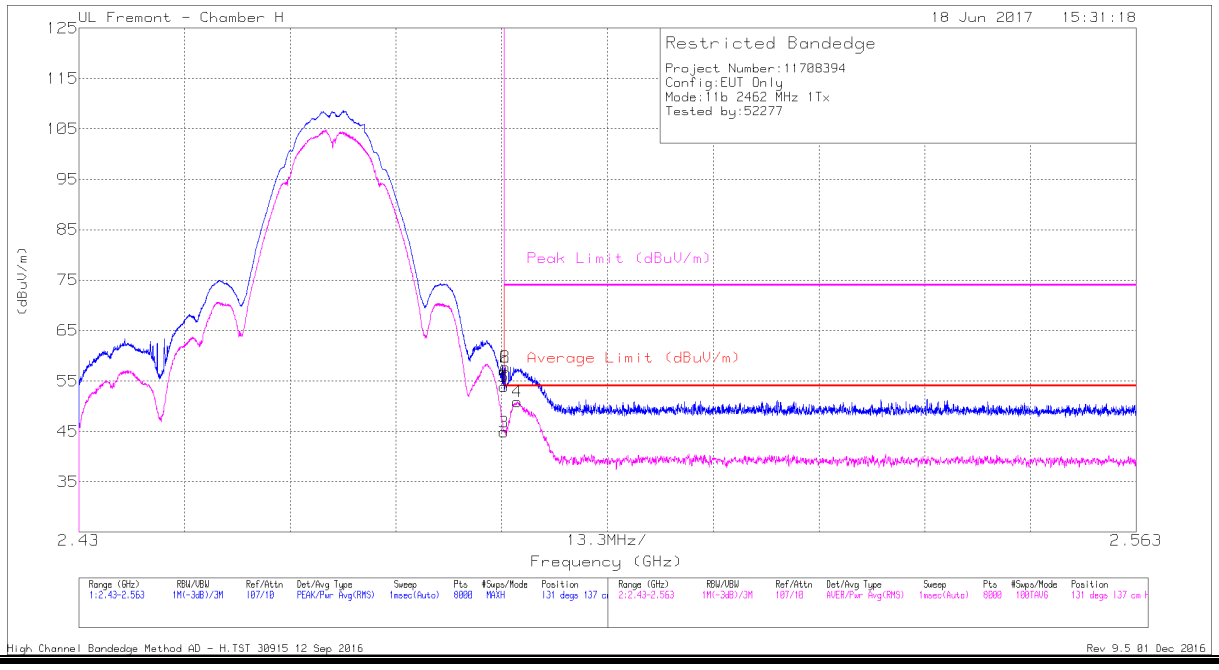

Marker	Frequency (GHz)	Meter Reading (dBuV)	Det	AF T344 (dB/m)	Amp/Cbl/Fltr/Pad (dB)	Corrected Reading (dBuV/m)	Average Limit (dBuV/m)	Margin (dB)	Peak Limit (dBuV/m)	PK Margin (dB)	Azimuth (Degs)	Height (cm)	Polarity
1	* 2.484	49.66	Pk	32.4	-28.2	53.86	-	-	74	-20.14	131	137	H
2	* 2.484	53.56	Pk	32.4	-28.2	57.76	-	-	74	-16.24	131	137	H
5	* 2.484	49.66	Pk	32.4	-28.2	53.86	-	-	74	-20.14	131	137	H
6	* 2.484	53.56	Pk	32.4	-28.2	57.76	-	-	74	-16.24	131	137	H
3	* 2.484	40.64	RMS	32.4	-28.2	44.84	54	-9.16	-	-	131	137	H
4	* 2.485	46.67	RMS	32.4	-28.2	50.87	54	-3.13	-	-	131	137	H

* - indicates frequency in CFR47 Pt 15 / IC RSS-Restricted Band
Pk - Peak detector
RMS - RMS detection

This report shall not be reproduced except in full, without the written approval of UL Verification Services Inc.

HIGH CHANNEL VERTICAL

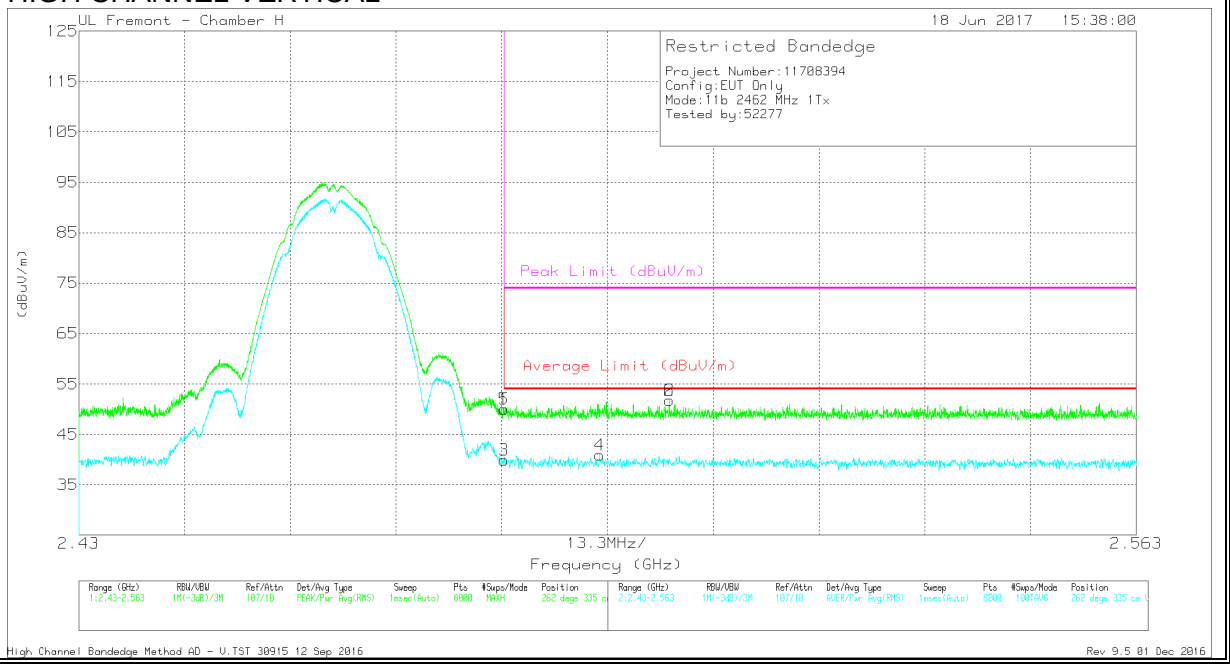

Marker	Frequency (GHz)	Meter Reading (dBuV)	Det	AF T344 (dB/m)	Amp/Cbl/Fltr/Pad (dB)	Corrected Reading (dBuV/m)	Average Limit (dBuV/m)	Margin (dB)	Peak Limit (dBuV/m)	PK Margin (dB)	Azimuth (Degs)	Height (cm)	Polarity
1	* 2.484	45.84	Pk	32.4	-28.2	50.04	-	-	74	-23.96	262	335	V
5	* 2.484	45.84	Pk	32.4	-28.2	50.04	-	-	74	-23.96	262	335	V
3	* 2.484	35.74	RMS	32.4	-28.2	39.94	54	-14.06	-	-	262	335	V
4	* 2.496	36.61	RMS	32.4	-28.1	40.91	54	-13.09	-	-	262	335	V
2	2.504	47.55	Pk	32.4	-28.2	51.75	-	-	74	-22.25	262	335	V
6	2.504	47.55	Pk	32.4	-28.2	51.75	-	-	74	-22.25	262	335	V

* - indicates frequency in CFR47 Pt 15 / IC RSS-Restricted Band
Pk - Peak detector
RMS - RMS detection

This report shall not be reproduced except in full, without the written approval of UL Verification Services Inc.

AUTHORIZED BANDEDGE (HIGH CHANNEL, CH 12)

HIGH CHANNEL HORIZONTAL

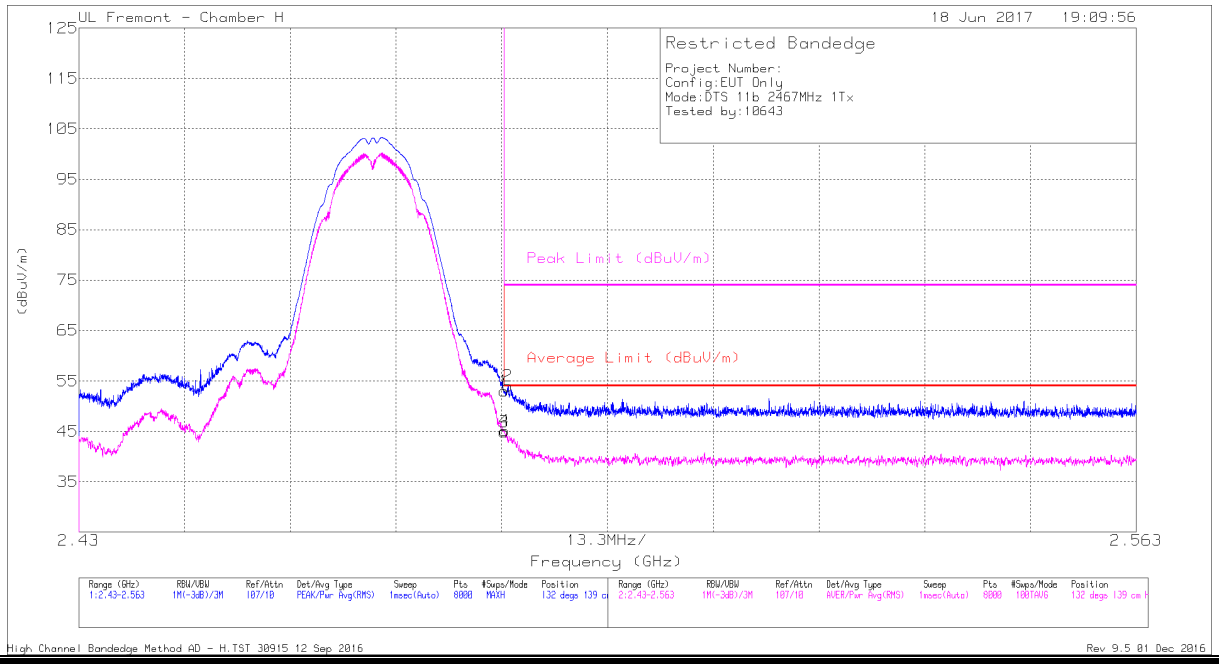

Marker	Frequency (GHz)	Meter Reading (dBuV)	Det	AF T344 (dB/m)	Amp/Cbl/Fltr/Pad (dB)	Corrected Reading (dBuV/m)	Average Limit (dBuV/m)	Margin (dB)	Peak Limit (dBuV/m)	PK Margin (dB)	Azimuth (Degs)	Height (cm)	Polarity
1	* 2.484	46.81	Pk	32.4	-28.2	59.01	-	-	74	-14.99	132	139	H
2	* 2.484	49.81	Pk	32.4	-28.2	60.01	-	-	74	-13.99	132	139	H
3	* 2.484	40.65	RMS	32.4	-28.2	50.85	54	-3.15	-	-	132	139	H
4	* 2.484	40.94	RMS	32.4	-28.2	51.14	54	-2.86	-	-	132	139	H

* - indicates frequency in CFR47 Pt 15 / IC RSS-Restricted Band
Pk - Peak detector
RMS - RMS detection

This report shall not be reproduced except in full, without the written approval of UL Verification Services Inc.

HIGH CHANNEL VERTICAL

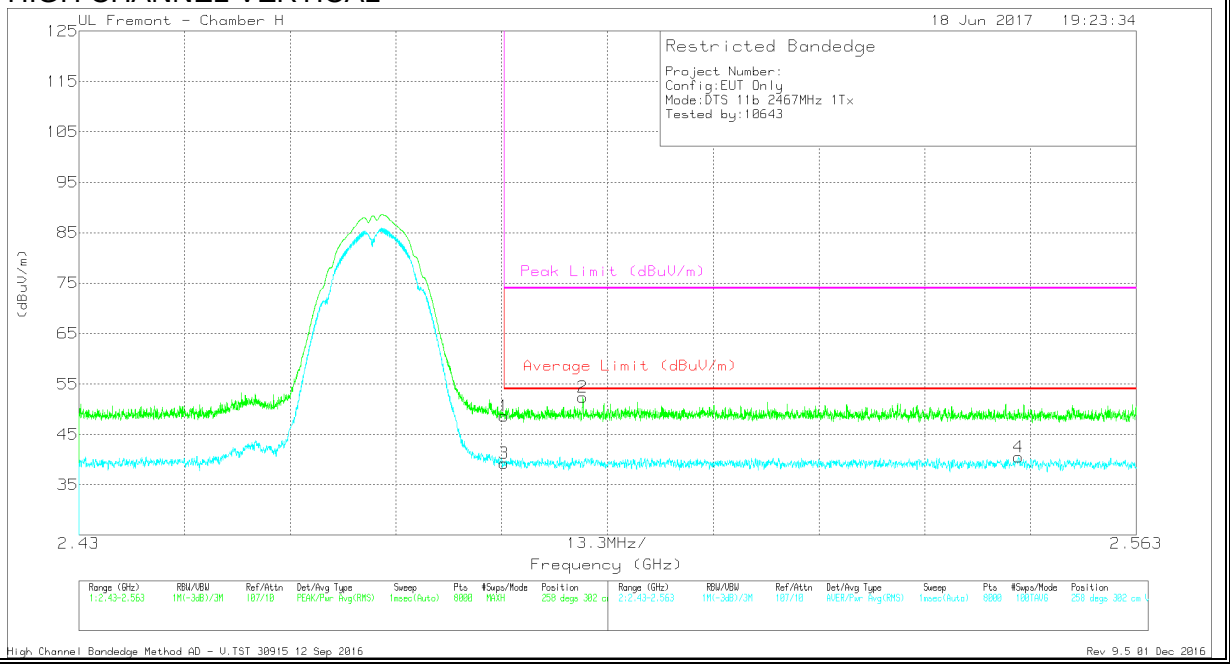

Marker	Frequency (GHz)	Meter Reading (dBuV)	Det	AF T344 (dB/m)	Amp/Cbl/Fltr/Pad (dB)	Corrected Reading (dBuV/m)	Average Limit (dBuV/m)	Margin (dB)	Peak Limit (dBuV/m)	PK Margin (dB)	Azimuth (Degs)	Height (cm)	Polarity
1	* 2.484	44.39	Pk	32.4	-28.2	54.59	-	-	74	-19.41	258	302	V
2	* 2.493	48.14	Pk	32.4	-28.2	58.34	-	-	74	-15.66	258	302	V
3	* 2.484	35.04	RMS	32.4	-28.2	45.24	54	-8.76	-	-	258	302	V
4	2.548	36.49	RMS	32.3	-28.2	46.59	54	-7.41	-	-	258	302	V

* - indicates frequency in CFR47 Pt 15 / IC RSS-Restricted Band
Pk - Peak detector
RMS - RMS detection

This report shall not be reproduced except in full, without the written approval of UL Verification Services Inc.

AUTHORIZED BANDEDGE (HIGH CHANNEL, CH 13)

HIGH CHANNEL HORIZONTAL

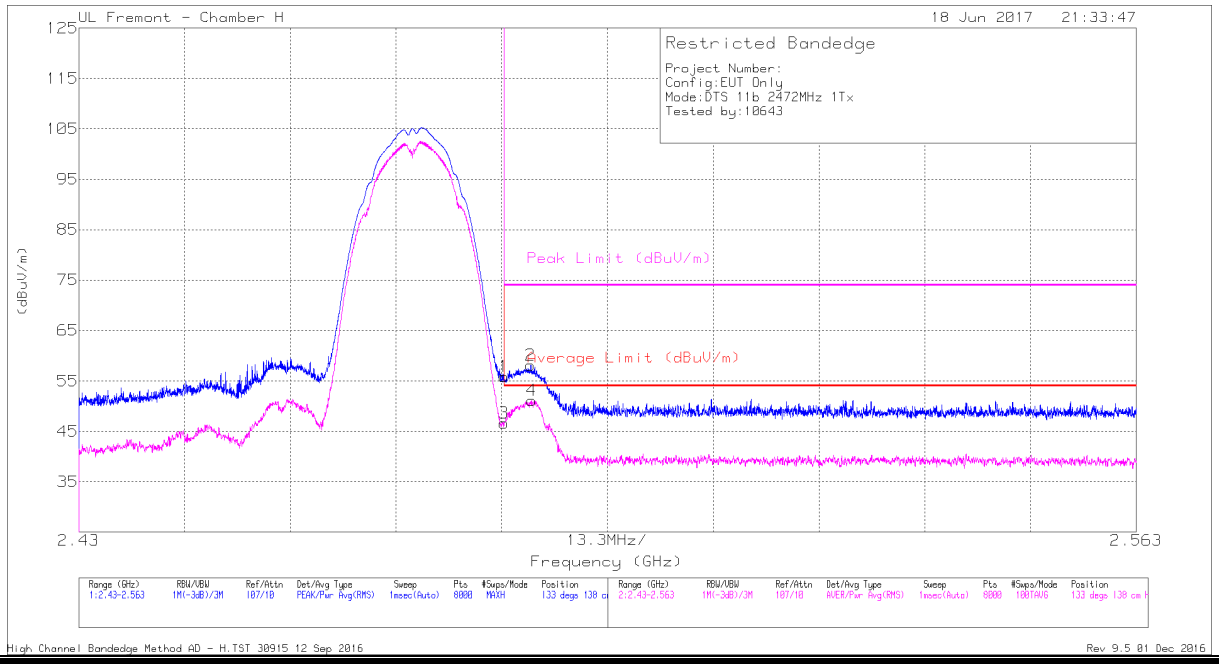

Marker	Frequency (GHz)	Meter Reading (dBuV)	Det	AF T344 (dB/m)	Amp/Cbl/Fltr/Pad (dB)	Corrected Reading (dBuV/m)	Average Limit (dBuV/m)	Margin (dB)	Peak Limit (dBuV/m)	PK Margin (dB)	Azimuth (Degs)	Height (cm)	Polarity
1	* 2.484	51.69	Pk	32.4	-28.2	55.89	-	-	74	-18.11	133	138	H
2	* 2.487	53.97	Pk	32.4	-28.2	58.17	-	-	74	-15.83	133	138	H
3	* 2.484	42.4	RMS	32.4	-28.2	46.6	54	-7.4	-	-	133	138	H
4	* 2.487	46.95	RMS	32.4	-28.2	51.15	54	-2.85	-	-	133	138	H

* - indicates frequency in CFR47 Pt 15 / IC RSS-Restricted Band
Pk - Peak detector
RMS - RMS detection

This report shall not be reproduced except in full, without the written approval of UL Verification Services Inc.

HIGH CHANNEL VERTICAL

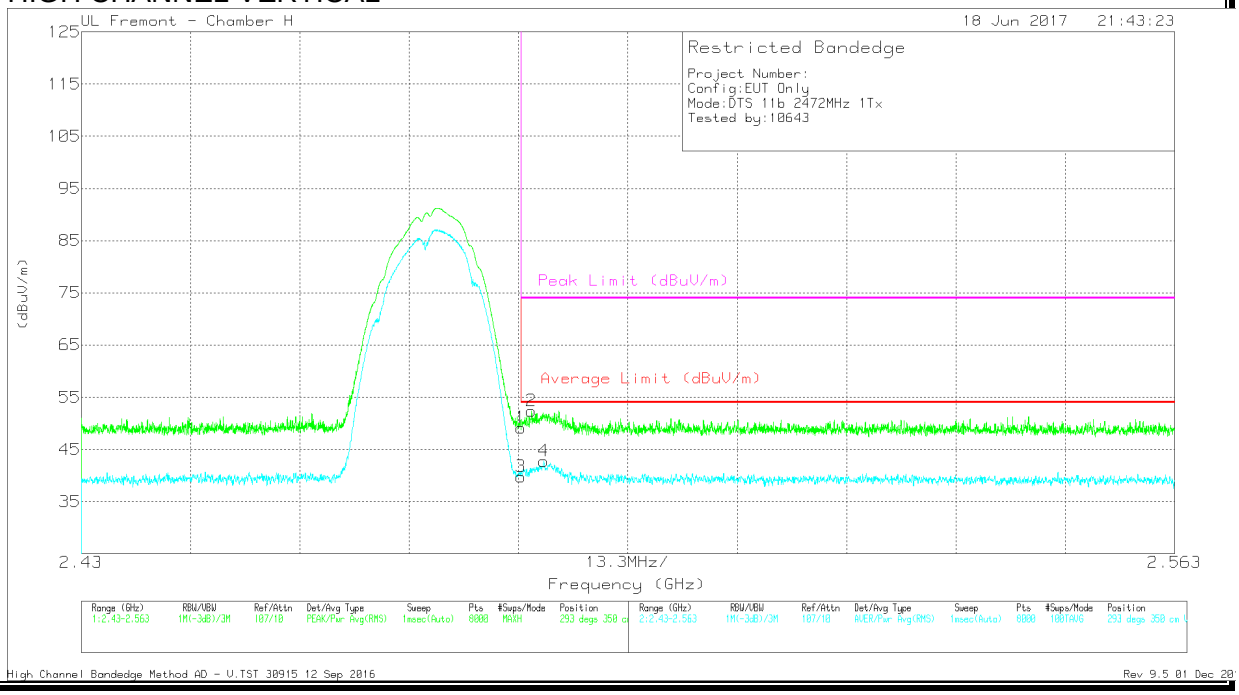

Marker	Frequency (GHz)	Meter Reading (dBuV)	Det	AF T344 (dB/m)	Amp/Cbl/Fltr/Pad (dB)	Corrected Reading (dBuV/m)	Average Limit (dBuV/m)	Margin (dB)	Peak Limit (dBuV/m)	PK Margin (dB)	Azimuth (Degs)	Height (cm)	Polarity
1	* 2.484	44.89	Pk	32.4	-28.2	49.09	-	-	74	-24.91	293	350	V
3	* 2.484	35.54	RMS	32.4	-28.2	39.74	54	-14.26	-	-	293	350	V
2	* 2.485	48.2	Pk	32.4	-28.2	52.4	-	-	74	-21.6	293	350	V
4	* 2.486	38.55	RMS	32.4	-28.2	42.75	54	-11.25	-	-	293	350	V

* - indicates frequency in CFR47 Pt 15 / IC RSS-Restricted Band
Pk - Peak detector
RMS - RMS detection

This report shall not be reproduced except in full, without the written approval of UL Verification Services Inc.

HARMONICS AND SPURIOUS EMISSIONS LOW CHANNEL, CH 1)

LOW CHANNEL HORIZONTAL

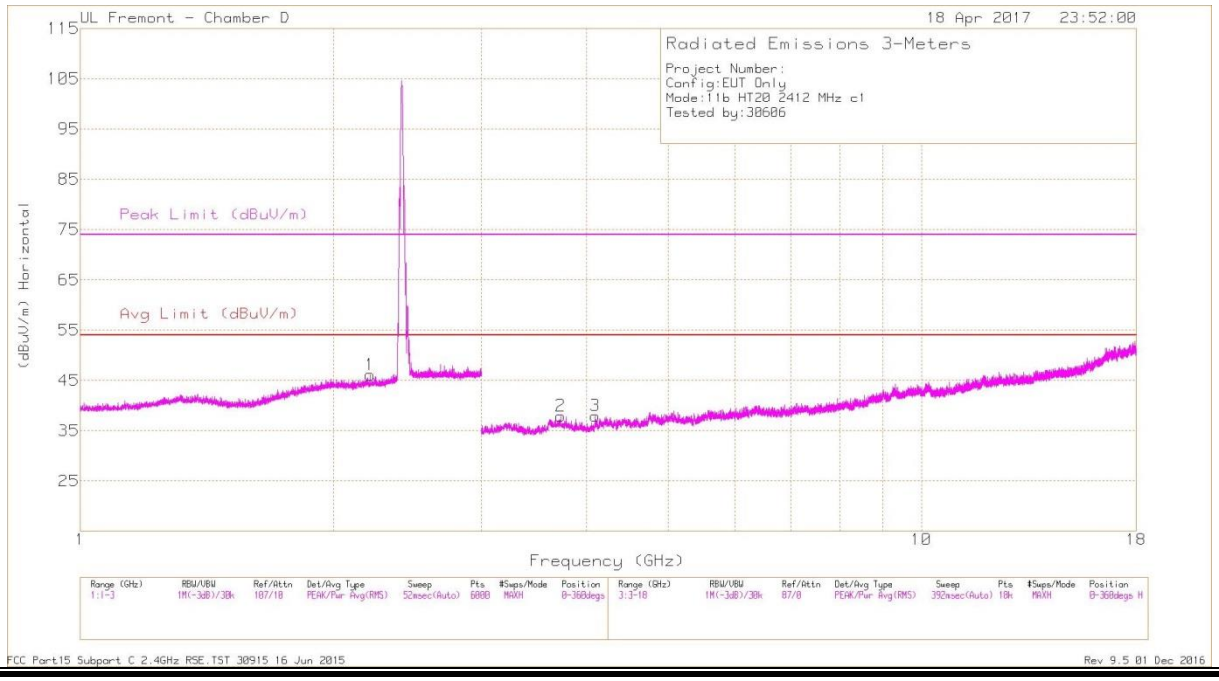

LOW CHANNEL VERTICAL

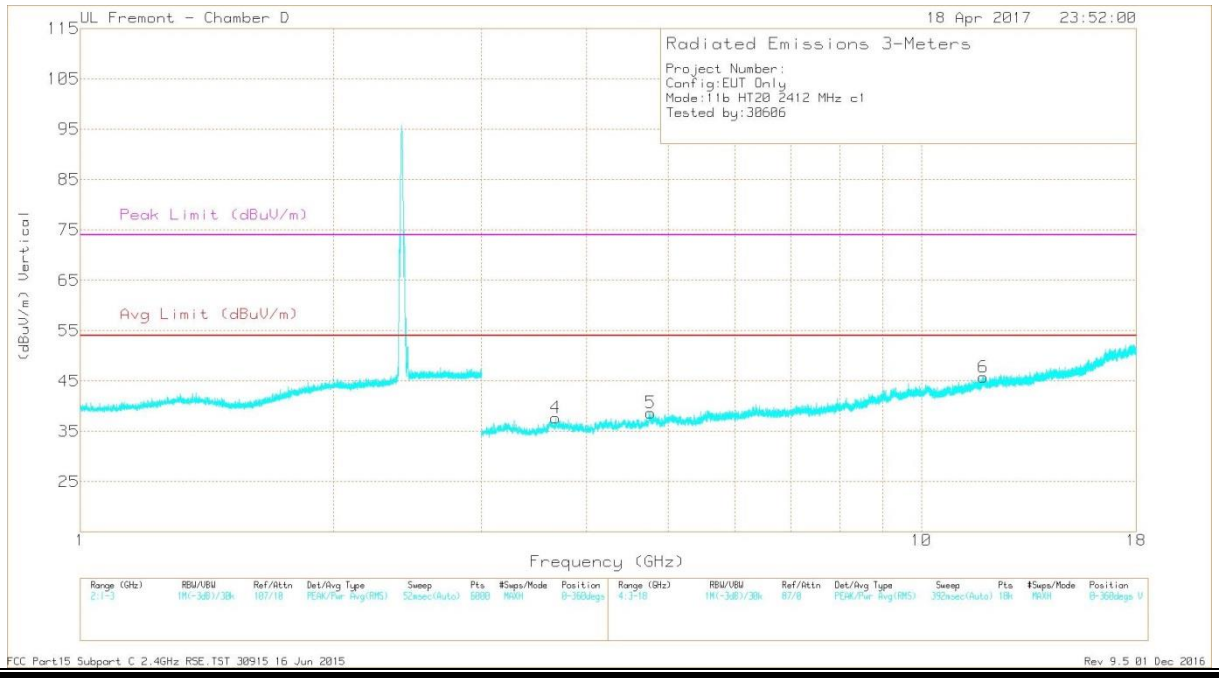

This report shall not be reproduced except in full, without the written approval of UL Verification Services Inc.

DATA

Marker	Frequency (GHz)	Meter Reading (dBuV)	Det	AF T862 (dB/m)	Amp/Cbl/Fltr/Pad (dB)	Corrected Reading (dBuV/m)	Avg Limit (dBuV/m)	Margin (dB)	Peak Limit (dBuV/m)	PK Margin (dB)	Azimuth (Degs)	Height (cm)	Polarity
1	* 2.211	42.12	PK2	31.5	-21	52.62	-	-	74	-21.38	266	100	H
	* 2.211	29.79	MAv1	31.5	-21	40.29	-	-	-	-	266	100	H
2	* 3.727	39.42	PK2	33.2	-28.7	43.92	-	-	74	-30.08	304	200	H
	* 3.727	27.36	MAv1	33.2	-28.7	31.86	-	-	-	-	304	200	H
3	* 4.1	38.42	PK2	33.5	-28.1	43.82	-	-	74	-30.18	311	200	H
	* 4.098	26.65	MAv1	33.5	-28	32.15	-	-	-	-	311	200	H
4	* 3.672	38.95	PK2	33.2	-29.1	43.05	-	-	74	-30.95	360	200	V
	* 3.673	27.47	MAv1	33.2	-29.1	31.57	-	-	-	-	360	200	V
5	* 4.764	39.15	PK2	34	-26.6	46.55	-	-	74	-27.45	267	200	V
	* 4.767	26.54	MAv1	34	-26.6	33.94	-	-	-	-	267	200	V
6	* 11.842	34.51	PK2	38.8	-20.7	52.61	-	-	74	-21.39	297	102	V
	* 11.844	22.74	MAv1	38.8	-20.6	40.94	-	-	-	-	297	102	V

* - indicates frequency in CFR47 Pt 15 / IC RSS-Restricted Band
PK2 - KDB558074 Method: Maximum Peak
MAv1 - KDB558074 Option 1 Maximum RMS Average

UL VERIFICATION SERVICES INC. FORM NO: CCSUP4701J
47173 BENICIA STREET, FREMONT, CA 94538, USA TEL: (510) 771-1000 FAX: (510) 661-0888
This report shall not be reproduced except in full, without the written approval of UL Verification Services Inc.

HARMONICS AND SPURIOUS EMISSIONS MID CHANNEL, CH 6)

MID CHANNEL HORIZONTAL

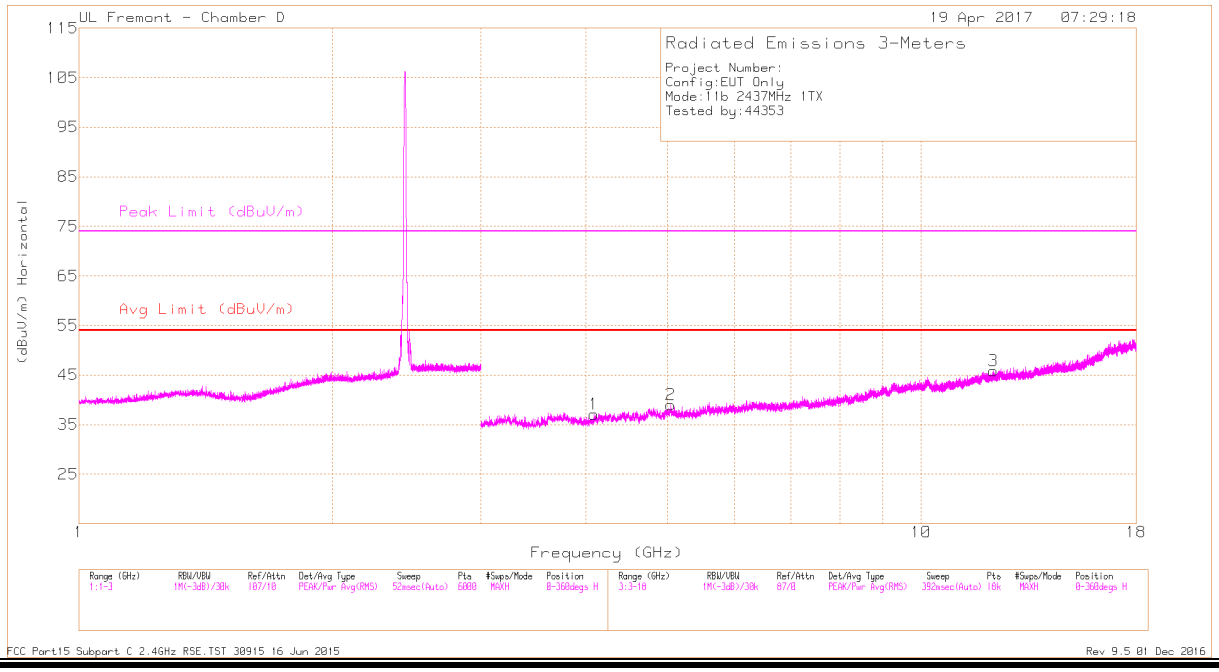

MID CHANNEL VERTICAL

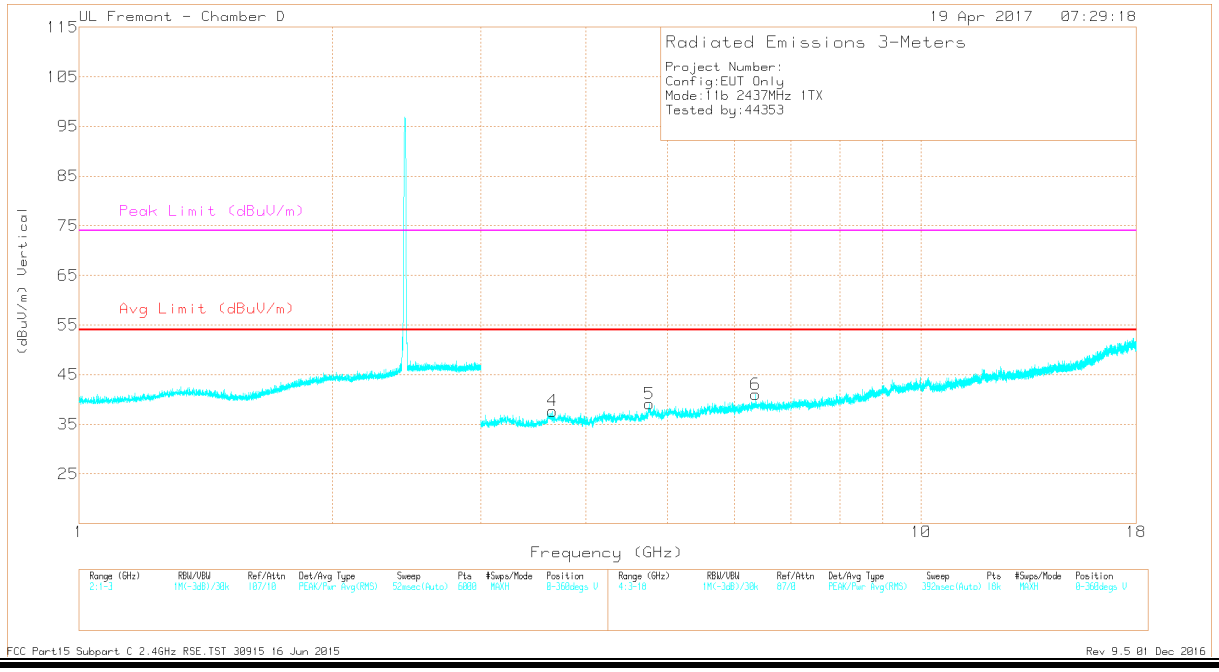

This report shall not be reproduced except in full, without the written approval of UL Verification Services Inc.

DATA

Marker	Frequency (GHz)	Meter Reading (dBuV)	Det	AF T862 (dB/m)	Amp/Cbl/Fltr/Pad (dB)	Corrected Reading (dBuV/m)	Avg Limit (dBuV/m)	Margin (dB)	Peak Limit (dBuV/m)	PK Margin (dB)	Azimuth (Degs)	Height (cm)	Polarity
1	* 4.09	39.42	PK2	33.5	-28.1	44.82	-	-	74	-29.18	222	131	H
	* 4.09	27.12	MAv1	33.5	-28.1	32.52	54	-21.48	-	-	222	131	H
2	* 5.044	38.24	PK2	34.3	-26.5	46.04	-	-	74	-27.96	324	102	H
	* 5.042	26.73	MAv1	34.3	-26.5	34.53	54	-19.47	-	-	324	102	H
3	* 12.177	34.31	PK2	39	-21.1	52.21	-	-	74	-21.79	142	352	H
	* 12.179	23.42	MAv1	39	-21.1	41.32	54	-12.68	-	-	142	352	H
4	* 3.652	39.43	PK2	33.2	-29.1	43.53	-	-	74	-30.47	83	120	V
	* 3.653	27.93	MAv1	33.2	-29.1	32.03	54	-21.97	-	-	83	120	V
5	* 4.759	38.85	PK2	34	-26.5	46.35	-	-	74	-27.65	291	201	V
	* 4.757	27.15	MAv1	34	-26.6	34.55	54	-19.45	-	-	291	201	V
6	6.356	37.16	PK2	35.8	-26.1	46.86	-	-	74	-27.14	187	109	V
	6.356	25.19	MAv1	35.8	-26.1	34.89	54	-19.11	-	-	187	109	V

* - indicates frequency in CFR47 Pt 15 / IC RSS-Restricted Band
PK2 - KDB558074 Method: Maximum Peak
MAv1 - KDB558074 Option 1 Maximum RMS Average

This report shall not be reproduced except in full, without the written approval of UL Verification Services Inc.

HARMONICS AND SPURIOUS EMISSIONS HIGH CHANNEL, CH 13)

HIGH CHANNEL HORIZONTAL

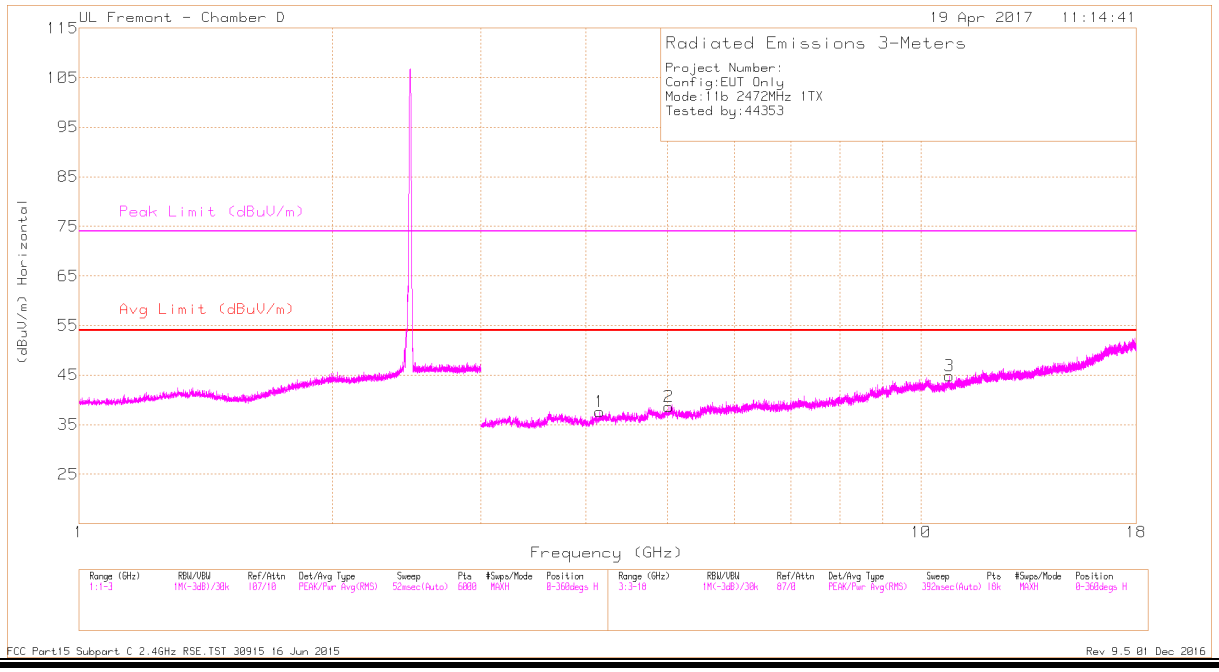

HIGH CHANNEL VERTICAL

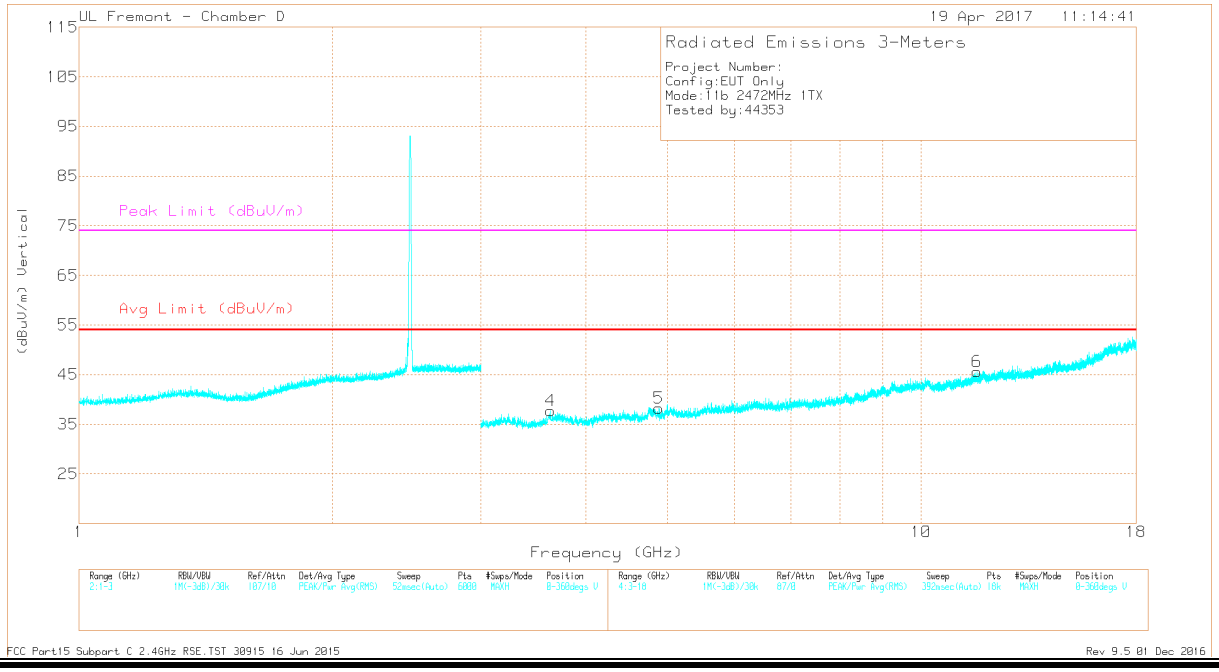

This report shall not be reproduced except in full, without the written approval of UL Verification Services Inc.

DATA

Marker	Frequency (GHz)	Meter Reading (dBuV)	Det	AF T862 (dB/m)	Amp/Cbl/Fltr/Pad (dB)	Corrected Reading (dBuV/m)	Avg Limit (dBuV/m)	Margin (dB)	Peak Limit (dBuV/m)	PK Margin (dB)	Azimuth (Degs)	Height (cm)	Polarity
1	* 4.152	38.54	PK2	33.5	-28	44.04	-	-	74	-29.96	180	101	H
	* 4.152	27.28	MAv1	33.5	-28	32.78	54	-21.22	-	-	180	101	H
2	* 5.017	37.19	PK2	34.3	-26.7	44.79	-	-	74	-29.21	162	174	H
	* 5.015	26.41	MAv1	34.3	-26.7	34.01	54	-19.99	-	-	162	174	H
3	* 10.793	33.81	PK2	37.3	-20.3	50.81	-	-	74	-23.19	255	289	H
	* 10.793	22.7	MAv1	37.3	-20.3	39.7	54	-14.3	-	-	255	289	H
4	* 3.628	38.47	PK2	33.2	-28.6	43.07	-	-	74	-30.93	106	102	V
	* 3.63	27.54	MAv1	33.2	-28.5	32.24	54	-21.76	-	-	106	102	V
5	* 4.883	37.71	PK2	34.1	-28.1	43.71	-	-	74	-30.29	94	220	V
	* 4.88	26.78	MAv1	34.1	-28	32.88	54	-21.12	-	-	94	220	V
6	* 11.646	34.08	PK2	38.5	-20.4	52.18	-	-	74	-21.82	317	160	V
	* 11.643	23.11	MAv1	38.5	-20.5	41.11	54	-12.89	-	-	317	160	V

* - indicates frequency in CFR47 Pt 15 / IC RSS-Restricted Band
PK2 - KDB558074 Method: Maximum Peak
MAv1 - KDB558074 Option 1 Maximum RMS Average

This report shall not be reproduced except in full, without the written approval of UL Verification Services Inc.

9.2.2. 11b LAT 3 SISO MODE IN THE 2.4GHz BAND

AUTHORIZED BANDEDGE (LOW CHANNEL, CH 1)

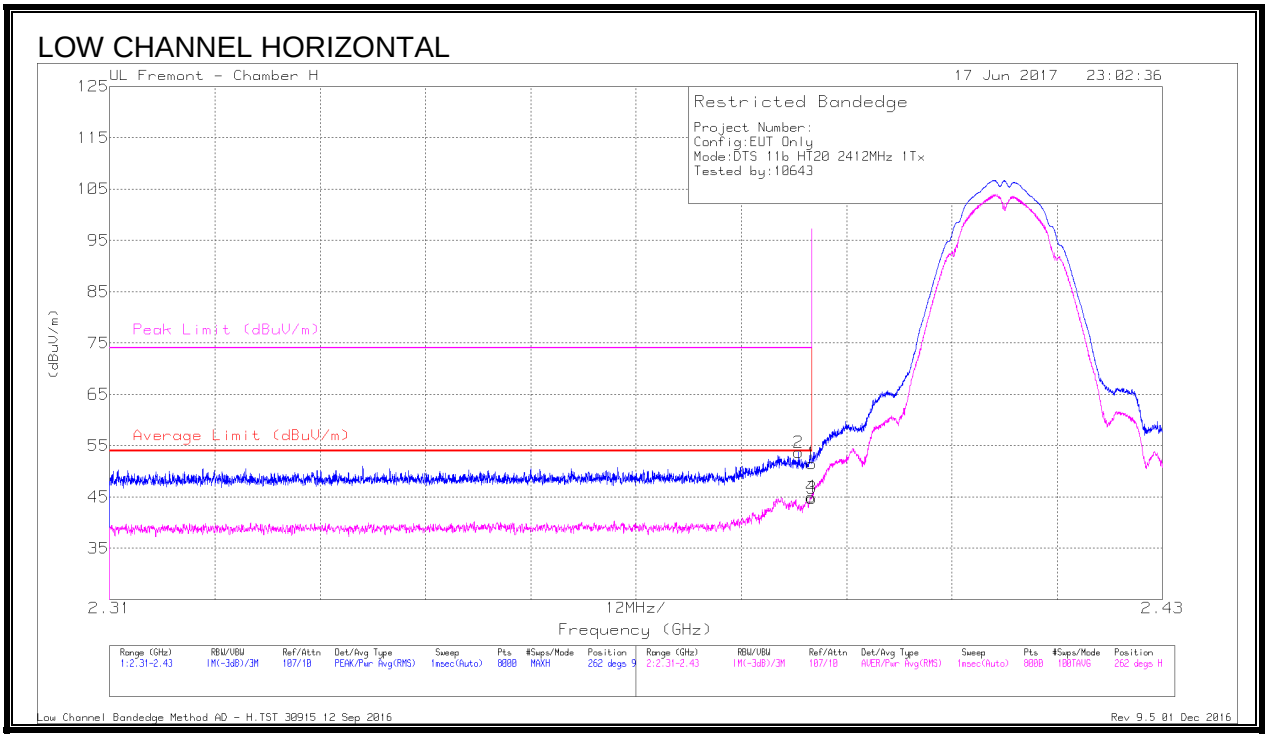

Marker	Frequency (GHz)	Meter Reading (dBuV)	Det	AF T344 (dB/m)	Amp/Cbl/Fltr/Pad (dB)	Corrected Reading (dBuV/m)	Average Limit (dBuV/m)	Margin (dB)	Peak Limit (dBuV/m)	PK Margin (dB)	Azimuth (Degs)	Height (cm)	Polarity
1	* 2.39	47.33	Pk	32.3	-28.1	51.53	-	-	74	-22.47	262	98	H
2	* 2.389	49.5	Pk	32.3	-28.1	53.7	-	-	74	-20.3	262	98	H
3	* 2.39	40.59	RMS	32.3	-28.1	44.79	54	-9.21	-	-	262	98	H
4	* 2.39	40.81	RMS	32.3	-28.1	45.01	54	-8.99	-	-	262	98	H

* - indicates frequency in CFR47 Pt 15 / IC RSS-Restricted Band
Pk - Peak detector
RMS - RMS detection

This report shall not be reproduced except in full, without the written approval of UL Verification Services Inc.

LOW CHANNEL VERTICAL

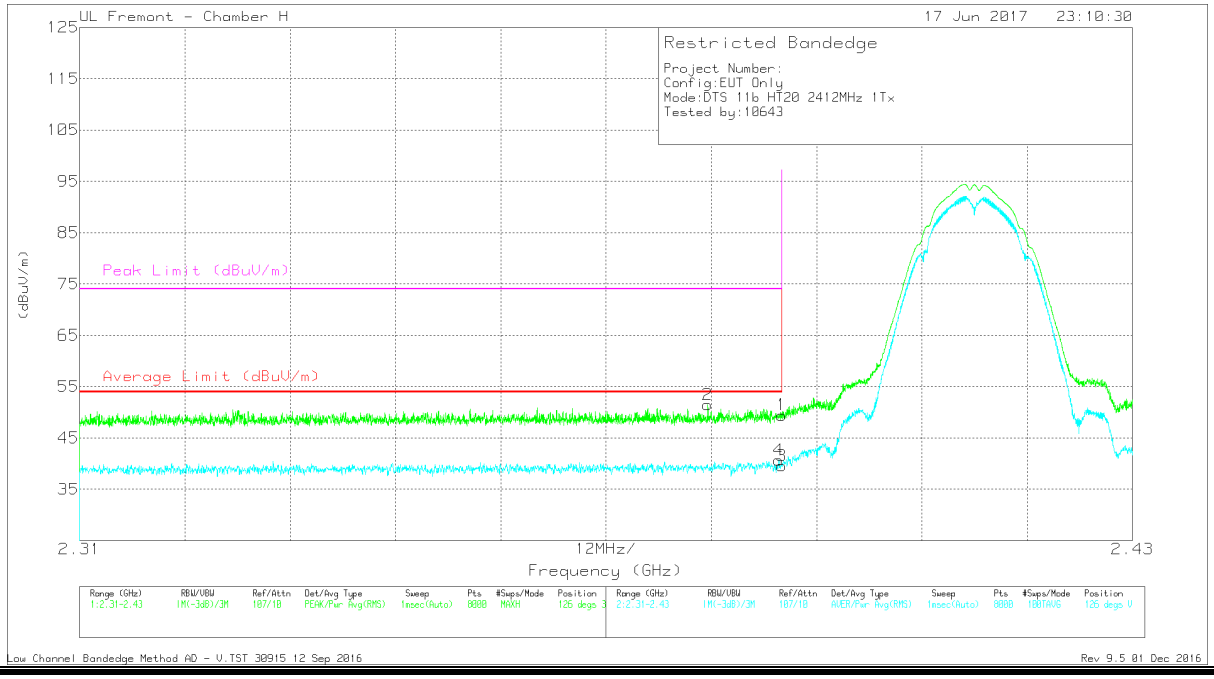

Marker	Frequency (GHz)	Meter Reading (dBuV)	Det	AF T344 (dB/m)	Amp/Cbl/Fltr/Pad (dB)	Corrected Reading (dBuV/m)	Average Limit (dBuV/m)	Margin (dB)	Peak Limit (dBuV/m)	PK Margin (dB)	Azimuth (Degs)	Height (cm)	Polarity
1	* 2.39	45.26	Pk	32.3	-28.1	49.46	-	-	74	-24.54	126	366	V
2	* 2.382	47.38	Pk	32.2	-28.1	51.48	-	-	74	-22.52	126	366	V
3	* 2.39	35.37	RMS	32.3	-28.1	39.57	54	-14.43	-	-	126	366	V
4	* 2.39	36.51	RMS	32.3	-28.1	40.71	54	-13.29	-	-	126	366	V

* - indicates frequency in CFR47 Pt 15 / IC RSS-Restricted Band
Pk - Peak detector
RMS - RMS detection

This report shall not be reproduced except in full, without the written approval of UL Verification Services Inc.

AUTHORIZED BANDEDGE (LOW CHANNEL, CH 2)

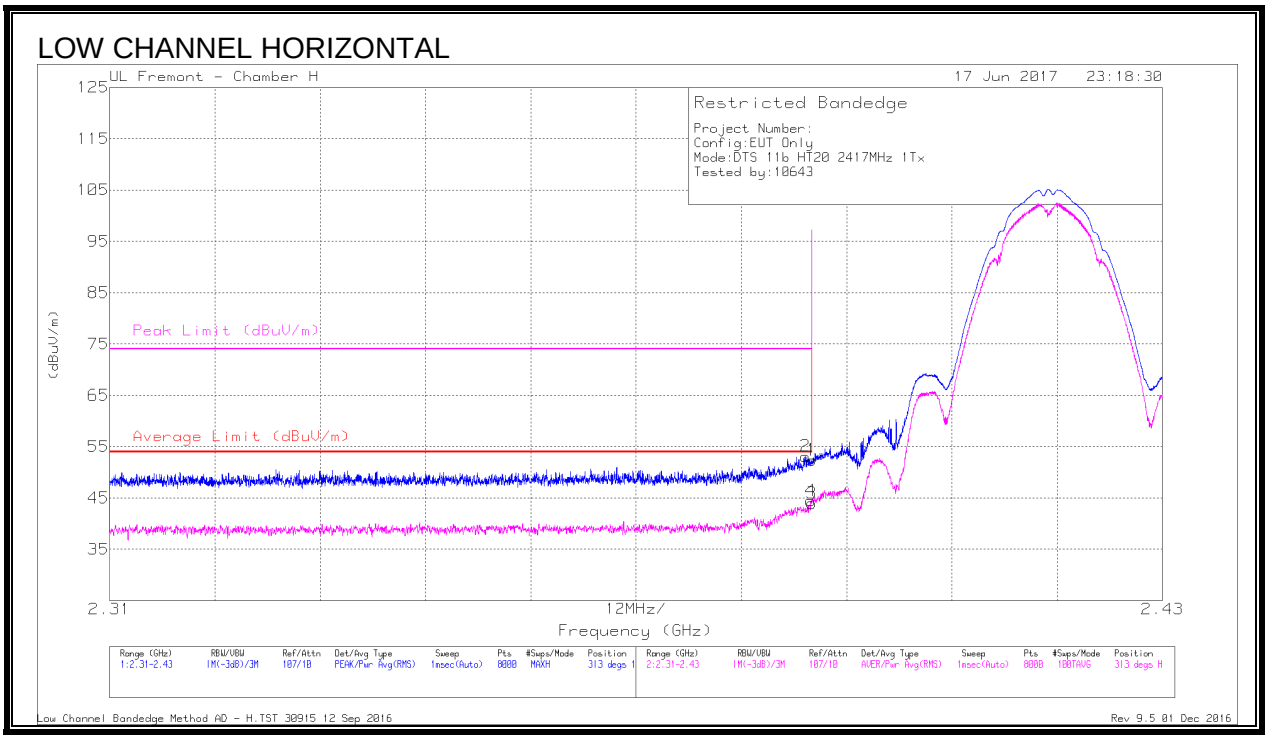

Marker	Frequency (GHz)	Meter Reading (dBuV)	Det	AF T344 (dB/m)	Amp/Cbl/Fltr/Pad (dB)	Corrected Reading (dBuV/m)	Average Limit (dBuV/m)	Margin (dB)	Peak Limit (dBuV/m)	PK Margin (dB)	Azimuth (Degs)	Height (cm)	Polarity
1	* 2.39	48.19	Pk	32.3	-28.1	52.39	-	-	74	-21.61	313	165	H
2	* 2.389	48.94	Pk	32.3	-28.1	53.14	-	-	74	-20.86	313	165	H
3	* 2.39	39.76	RMS	32.3	-28.1	43.96	54	-10.04	-	-	313	165	H
4	* 2.39	40.27	RMS	32.3	-28.1	44.47	54	-9.53	-	-	313	165	H

* - indicates frequency in CFR47 Pt 15 / IC RSS-Restricted Band
Pk - Peak detector
RMS - RMS detection

This report shall not be reproduced except in full, without the written approval of UL Verification Services Inc.

LOW CHANNEL VERTICAL

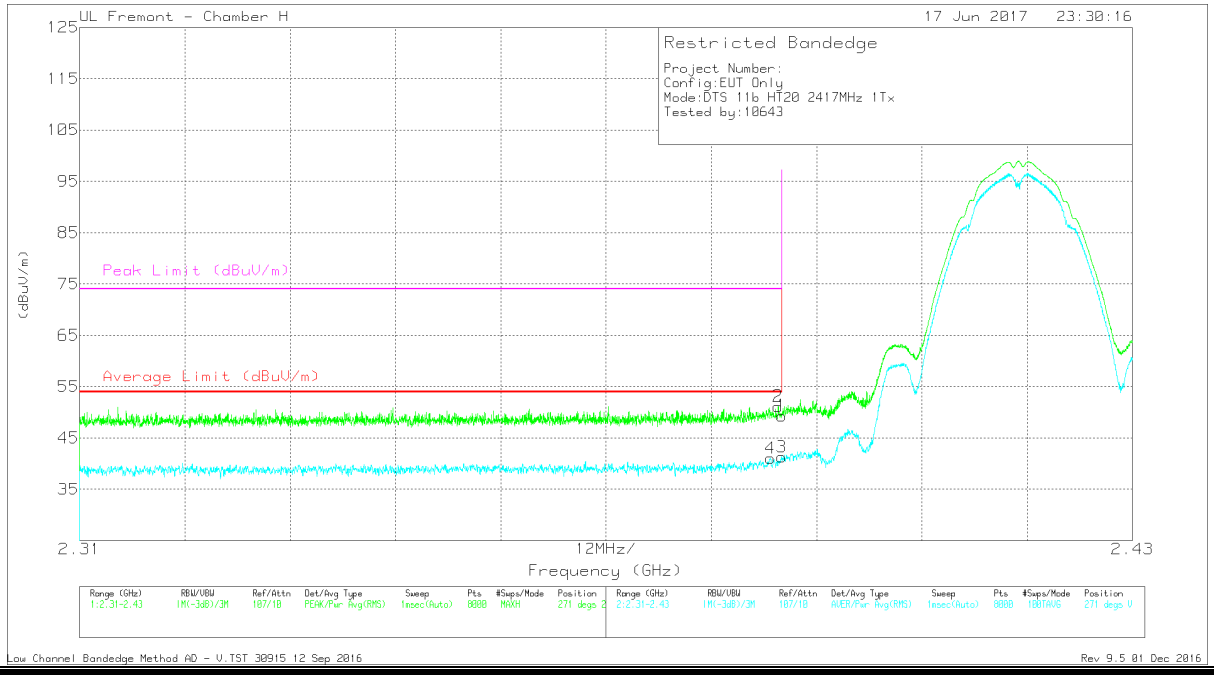

Marker	Frequency (GHz)	Meter Reading (dBuV)	Det	AF T344 (dB/m)	Amp/Cbl/Fltr/Pad (dB)	Corrected Reading (dBuV/m)	Average Limit (dBuV/m)	Margin (dB)	Peak Limit (dBuV/m)	PK Margin (dB)	Azimuth (Degs)	Height (cm)	Polarity
1	* 2.39	45.13	Pk	32.3	-28.1	49.33	-	-	74	-24.67	271	256	V
2	* 2.39	46.95	Pk	32.3	-28.1	51.15	-	-	74	-22.85	271	256	V
3	* 2.39	37.1	RMS	32.3	-28.1	41.3	54	-12.7	-	-	271	256	V
4	* 2.389	36.83	RMS	32.3	-28.1	41.03	54	-12.97	-	-	271	256	V

* - indicates frequency in CFR47 Pt 15 / IC RSS-Restricted Band
Pk - Peak detector
RMS - RMS detection

This report shall not be reproduced except in full, without the written approval of UL Verification Services Inc.

AUTHORIZED BANDEDGE (LOW CHANNEL, CH 3)

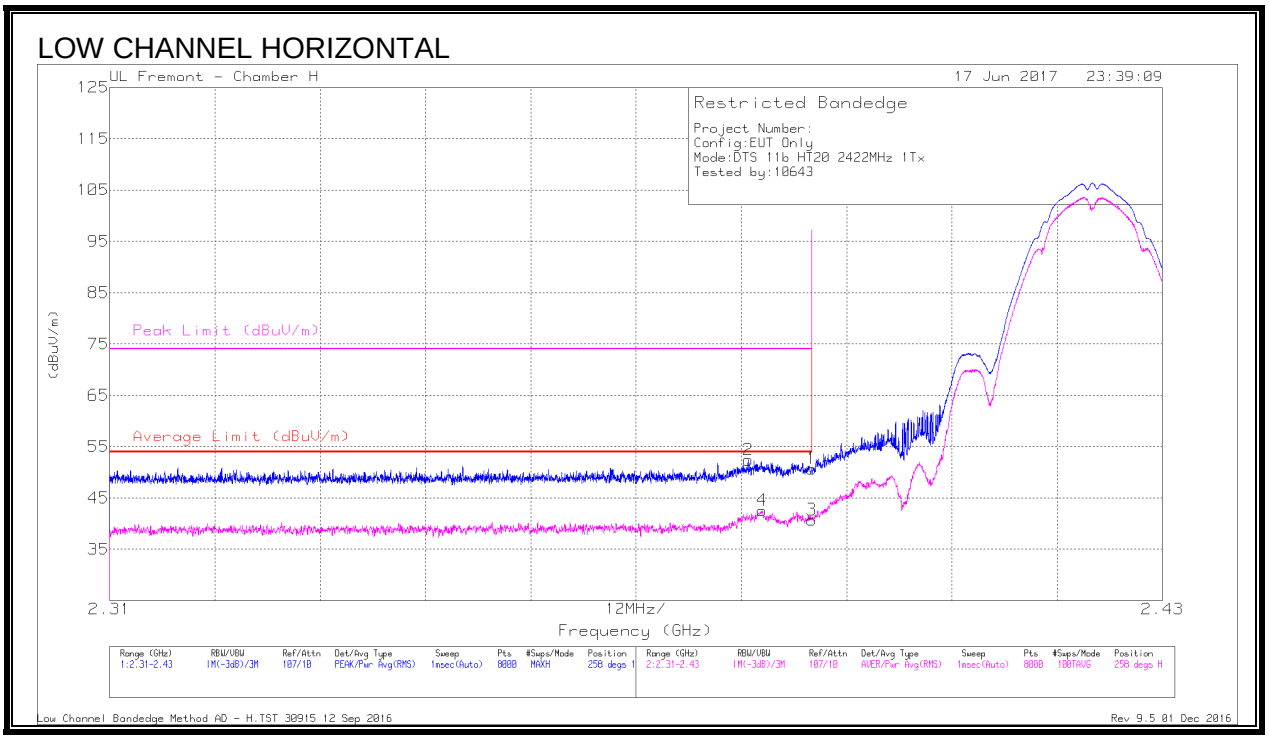

Marker	Frequency (GHz)	Meter Reading (dBuV)	Det	AF T344 (dB/m)	Amp/Cbl/Fltr/Pad (dB)	Corrected Reading (dBuV/m)	Average Limit (dBuV/m)	Margin (dB)	Peak Limit (dBuV/m)	PK Margin (dB)	Azimuth (Degs)	Height (cm)	Polarity
1	* 2.39	46.48	Pk	32.3	-28.1	50.68	-	-	74	-23.32	258	100	H
2	* 2.383	48.22	Pk	32.3	-28.1	52.42	-	-	74	-21.58	258	100	H
3	* 2.39	36.54	RMS	32.3	-28.1	40.74	54	-13.26	-	-	258	100	H
4	* 2.384	38.38	RMS	32.3	-28.1	42.58	54	-11.42	-	-	258	100	H

* - indicates frequency in CFR47 Pt 15 / IC RSS-Restricted Band
Pk - Peak detector
RMS - RMS detection

This report shall not be reproduced except in full, without the written approval of UL Verification Services Inc.

LOW CHANNEL VERTICAL

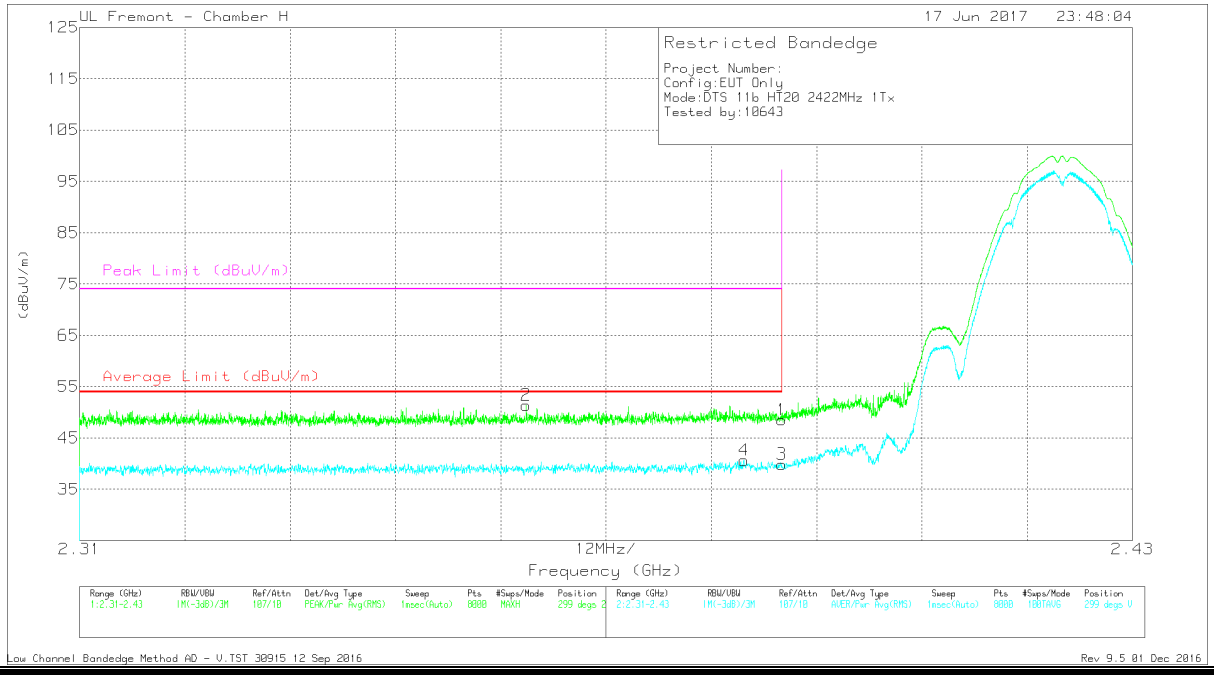

Marker	Frequency (GHz)	Meter Reading (dBuV)	Det	AF T344 (dB/m)	Amp/Cbl/Fltr/Pad (dB)	Corrected Reading (dBuV/m)	Average Limit (dBuV/m)	Margin (dB)	Peak Limit (dBuV/m)	PK Margin (dB)	Azimuth (Degs)	Height (cm)	Polarity
1	* 2.39	44.35	Pk	32.3	-28.1	48.55	-	-	74	-25.45	299	259	V
2	* 2.361	47.41	Pk	32.1	-28.1	51.41	-	-	74	-22.59	299	259	V
3	* 2.39	35.68	RMS	32.3	-28.1	39.88	54	-14.12	-	-	299	259	V
4	* 2.386	36.44	RMS	32.3	-28.1	40.64	54	-13.36	-	-	299	259	V

* - indicates frequency in CFR47 Pt 15 / IC RSS-Restricted Band
Pk - Peak detector
RMS - RMS detection

This report shall not be reproduced except in full, without the written approval of UL Verification Services Inc.

AUTHORIZED BANDEDGE (HIGH CHANNEL, CH 10)

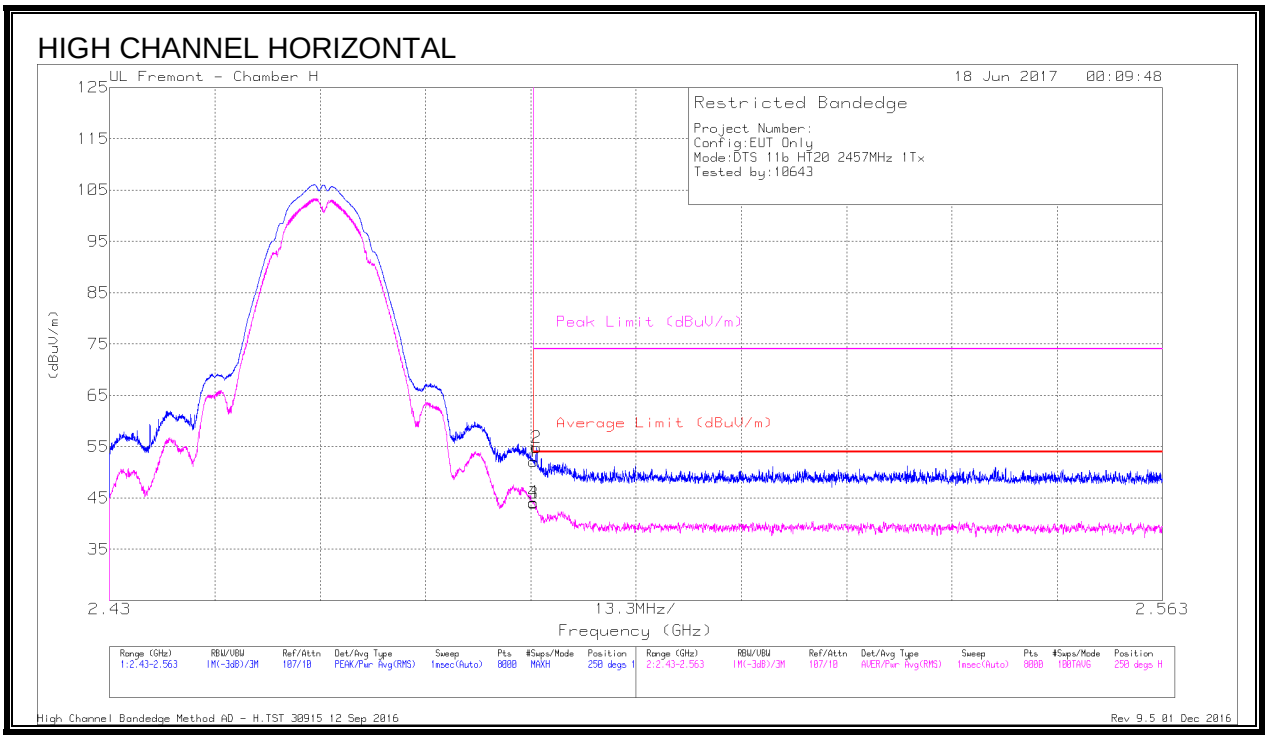

Marker	Frequency (GHz)	Meter Reading (dBuV)	Det	AF T344 (dB/m)	Amp/Cbl/Fltr/Pad (dB)	Corrected Reading (dBuV/m)	Average Limit (dBuV/m)	Margin (dB)	Peak Limit (dBuV/m)	PK Margin (dB)	Azimuth (Degs)	Height (cm)	Polarity
1	* 2.484	47.86	Pk	32.4	-28.2	52.06	-	-	74	-21.94	250	119	H
2	* 2.484	50.62	Pk	32.4	-28.2	54.82	-	-	74	-19.18	250	119	H
3	* 2.484	39.82	RMS	32.4	-28.2	44.02	54	-9.98	-	-	250	119	H
4	* 2.484	39.96	RMS	32.4	-28.2	44.16	54	-9.84	-	-	250	119	H

* - indicates frequency in CFR47 Pt 15 / IC RSS-Restricted Band
Pk - Peak detector
RMS - RMS detection

This report shall not be reproduced except in full, without the written approval of UL Verification Services Inc.

HIGH CHANNEL VERTICAL

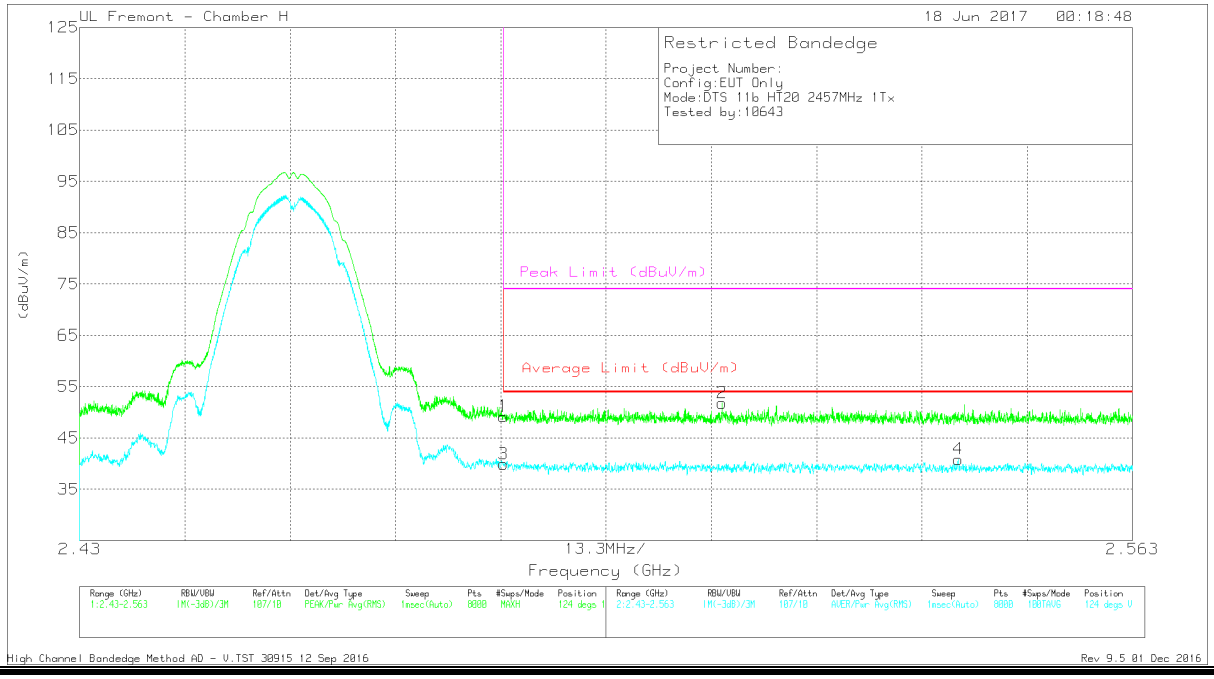

Marker	Frequency (GHz)	Meter Reading (dBuV)	Det	AF T344 (dB/m)	Amp/Cbl/Fltr/Pad (dB)	Corrected Reading (dBuV/m)	Average Limit (dBuV/m)	Margin (dB)	Peak Limit (dBuV/m)	PK Margin (dB)	Azimuth (Degs)	Height (cm)	Polarity
1	* 2.484	44.99	Pk	32.4	-28.2	49.19	-	-	74	-24.81	124	104	V
3	* 2.484	35.71	RMS	32.4	-28.2	39.91	54	-14.09	-	-	124	104	V
2	2.511	47.61	Pk	32.4	-28.2	51.81	-	-	74	-22.19	124	104	V
4	2.541	36.77	RMS	32.3	-28.2	40.87	54	-13.13	-	-	124	104	V

* - indicates frequency in CFR47 Pt 15 / IC RSS-Restricted Band
Pk - Peak detector
RMS - RMS detection

This report shall not be reproduced except in full, without the written approval of UL Verification Services Inc.

AUTHORIZED BANDEDGE (HIGH CHANNEL, CH 11)

HIGH CHANNEL HORIZONTAL

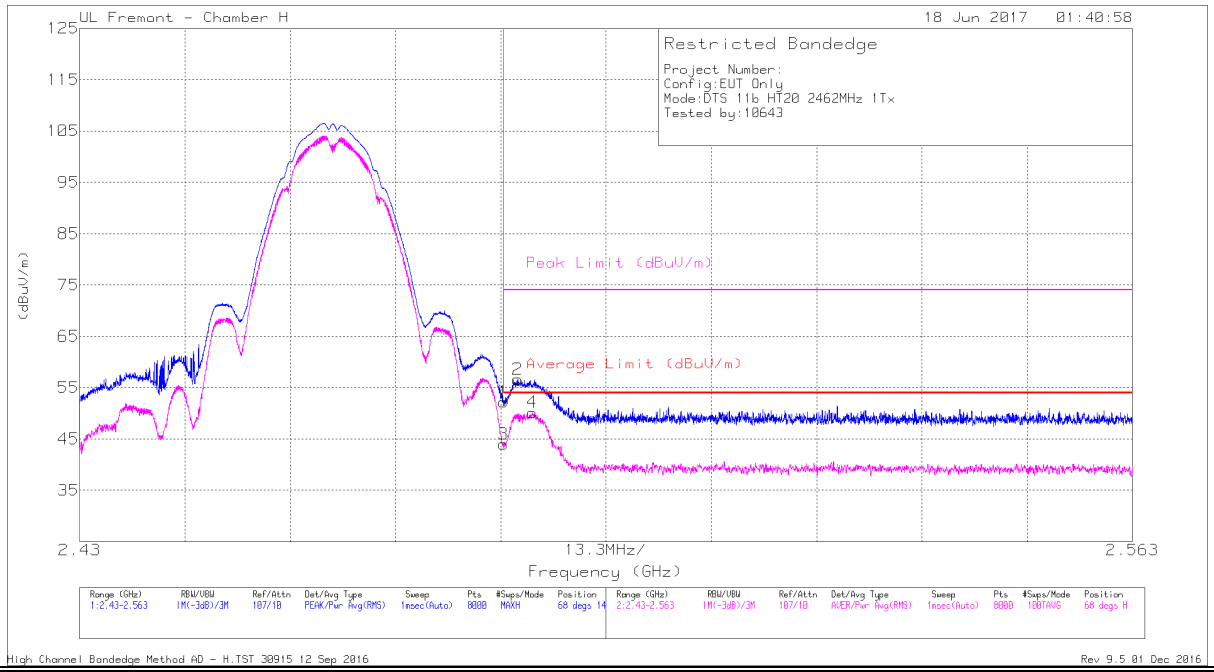

Marker	Frequency (GHz)	Meter Reading (dBuV)	Det	AF T344 (dB/m)	Amp/Cbl/Fltr/Pad (dB)	Corrected Reading (dBuV/m)	Average Limit (dBuV/m)	Margin (dB)	Peak Limit (dBuV/m)	PK Margin (dB)	Azimuth (Degs)	Height (cm)	Polarity
1	* 2.484	48.02	Pk	32.4	-28.2	52.22	-	-	74	-21.78	68	145	H
2	* 2.485	52.4	Pk	32.4	-28.2	56.6	-	-	74	-17.4	68	145	H
3	* 2.484	39.81	RMS	32.4	-28.2	44.01	54	-9.99	-	-	68	145	H
4	* 2.487	45.88	RMS	32.4	-28.1	50.18	54	-3.82	-	-	68	145	H

* - indicates frequency in CFR47 Pt 15 / IC RSS-Restricted Band
Pk - Peak detector
RMS - RMS detection

This report shall not be reproduced except in full, without the written approval of UL Verification Services Inc.

HIGH CHANNEL VERTICAL

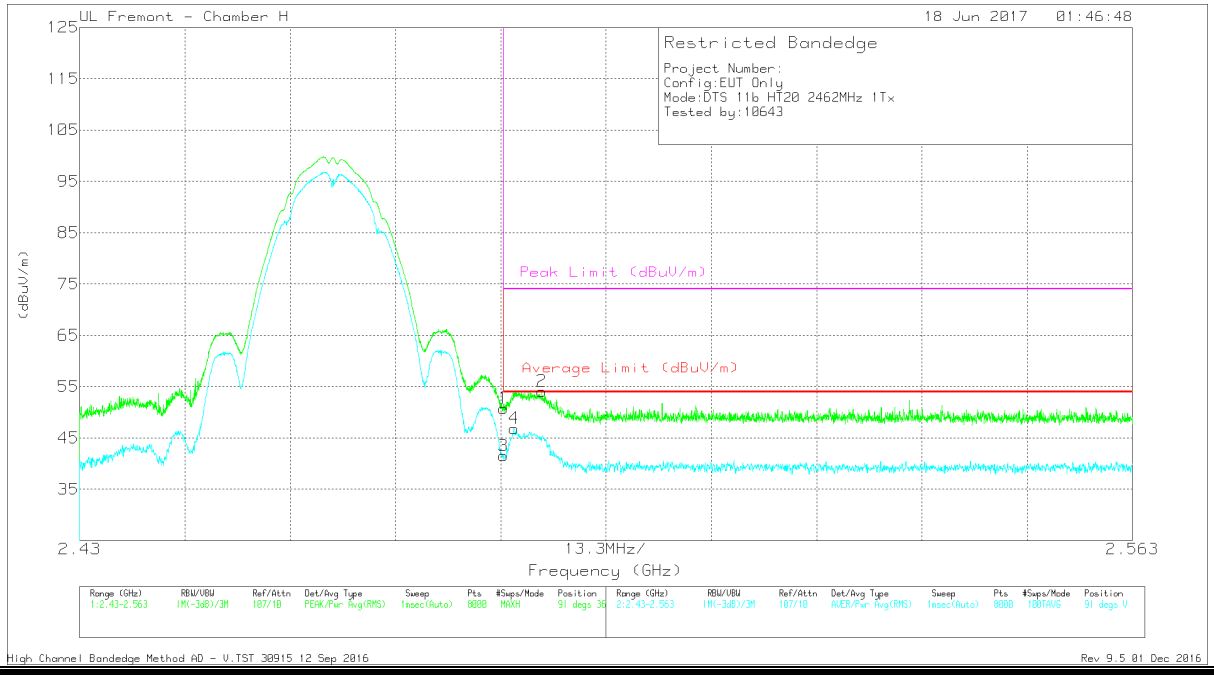

Marker	Frequency (GHz)	Meter Reading (dBuV)	Det	AF T344 (dB/m)	Amp/Cbl/Fltr/Pad (dB)	Corrected Reading (dBuV/m)	Average Limit (dBuV/m)	Margin (dB)	Peak Limit (dBuV/m)	PK Margin (dB)	Azimuth (Degs)	Height (cm)	Polarity
1	* 2.484	46.59	Pk	32.4	-28.2	50.79	-	-	74	-23.21	91	361	V
2	* 2.488	49.81	Pk	32.4	-28.1	54.11	-	-	74	-19.89	91	361	V
3	* 2.484	37.32	RMS	32.4	-28.2	41.52	54	-12.48	-	-	91	361	V
4	* 2.485	42.67	RMS	32.4	-28.2	46.87	54	-7.13	-	-	91	361	V

* - indicates frequency in CFR47 Pt 15 / IC RSS-Restricted Band
Pk - Peak detector
RMS - RMS detection

This report shall not be reproduced except in full, without the written approval of UL Verification Services Inc.

AUTHORIZED BANDEDGE (HIGH CHANNEL, CH 12)

HIGH CHANNEL HORIZONTAL

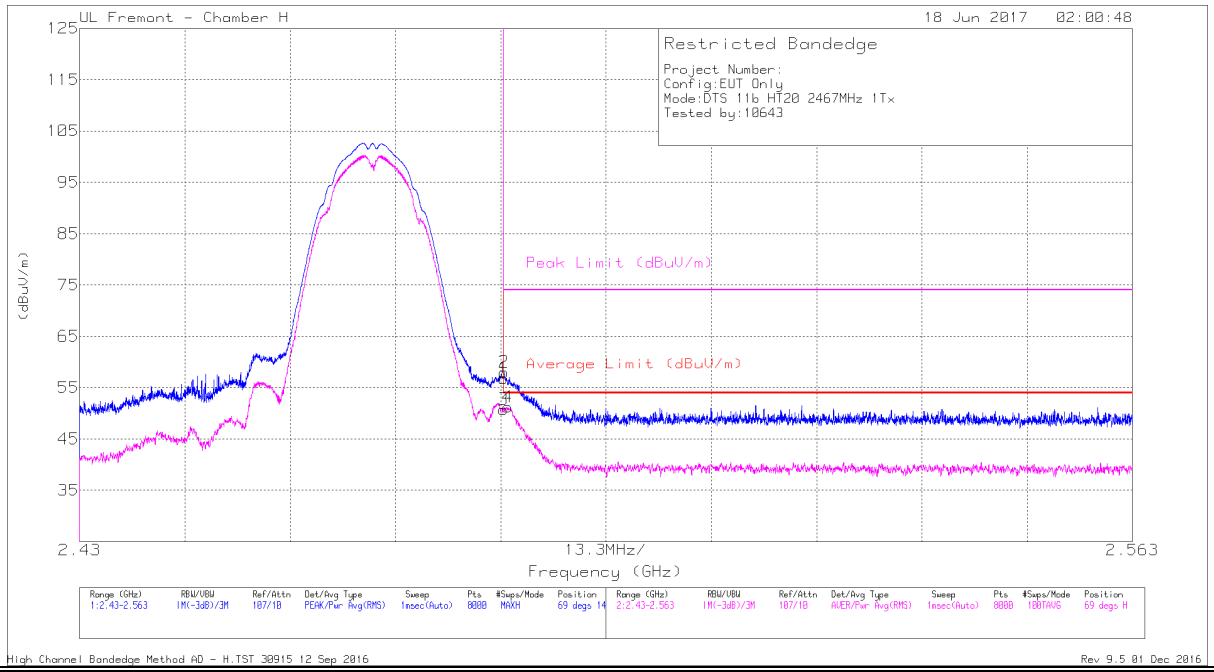

Marker	Frequency (GHz)	Meter Reading (dBuV)	Det	AF T344 (dB/m)	Amp/Cbl/Fltr/Pad (dB)	Corrected Reading (dBuV/m)	Average Limit (dBuV/m)	Margin (dB)	Peak Limit (dBuV/m)	PK Margin (dB)	Azimuth (Degs)	Height (cm)	Polarity
1	* 2.484	52.64	Pk	32.4	-28.2	56.84	-	-	74	-17.16	69	141	H
2	* 2.484	53.82	Pk	32.4	-28.2	58.02	-	-	74	-15.98	69	141	H
3	* 2.484	46.58	RMS	32.4	-28.2	50.78	54	-3.22	-	-	69	141	H
4	* 2.484	47.03	RMS	32.4	-28.2	51.23	54	-2.77	-	-	69	141	H

* - indicates frequency in CFR47 Pt 15 / IC RSS-Restricted Band
Pk - Peak detector
RMS - RMS detection

This report shall not be reproduced except in full, without the written approval of UL Verification Services Inc.

HIGH CHANNEL VERTICAL

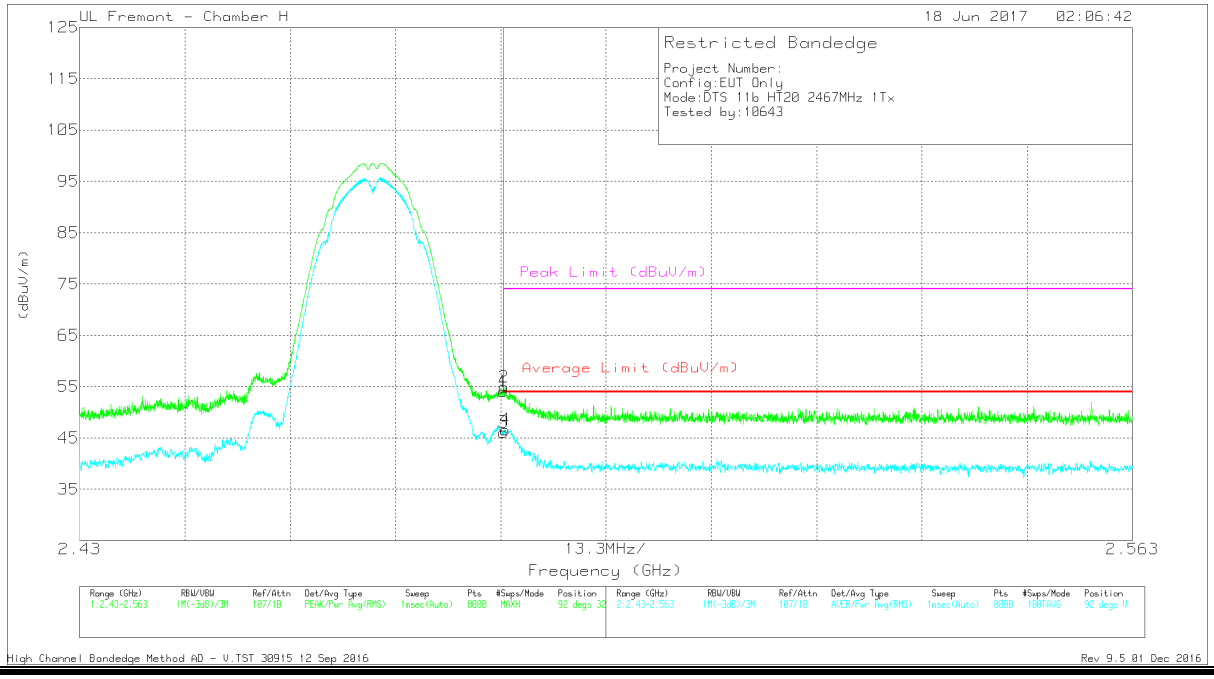

Marker	Frequency (GHz)	Meter Reading (dBuV)	Det	AF T344 (dB/m)	Amp/Cbl/Fltr/Pad (dB)	Corrected Reading (dBuV/m)	Average Limit (dBuV/m)	Margin (dB)	Peak Limit (dBuV/m)	PK Margin (dB)	Azimuth (Degs)	Height (cm)	Polarity
1	* 2.484	49.85	Pk	32.4	-28.2	54.05	-	-	74	-19.95	92	325	V
2	* 2.484	50.73	Pk	32.4	-28.2	54.93	-	-	74	-19.07	92	325	V
3	* 2.484	41.92	RMS	32.4	-28.2	46.12	54	-7.88	-	-	92	325	V
4	* 2.484	42.43	RMS	32.4	-28.2	46.63	54	-7.37	-	-	92	325	V

* - indicates frequency in CFR47 Pt 15 / IC RSS-Restricted Band
Pk - Peak detector
RMS - RMS detection

This report shall not be reproduced except in full, without the written approval of UL Verification Services Inc.

AUTHORIZED BANDEDGE (HIGH CHANNEL, CH 13)

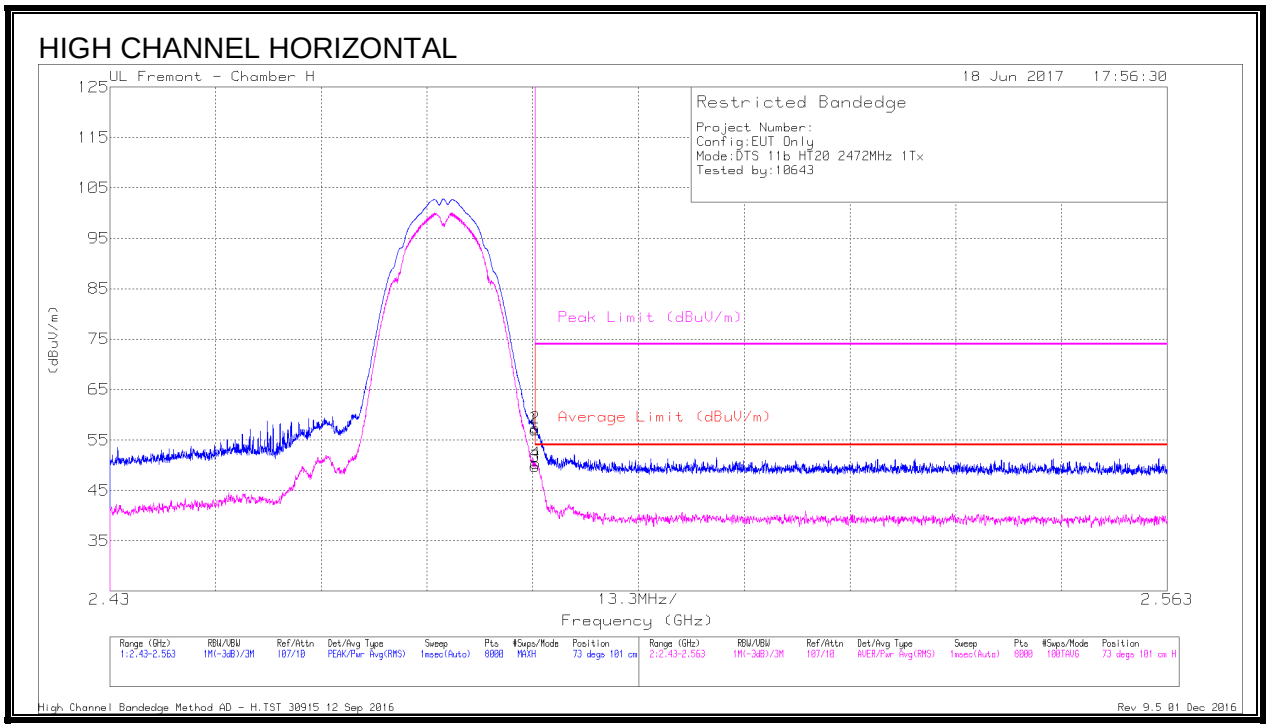

Marker	Frequency (GHz)	Meter Reading (dBuV)	Det	AF T344 (dB/m)	Amp/Cbl/Fltr/Pad (dB)	Corrected Reading (dBuV/m)	Average Limit (dBuV/m)	Margin (dB)	Peak Limit (dBuV/m)	PK Margin (dB)	Azimuth (Degs)	Height (cm)	Polarity
1	* 2.484	52.8	Pk	32.4	-28.2	57	-	-	74	-17	73	101	H
2	* 2.484	53.16	Pk	32.4	-28.2	57.36	-	-	74	-16.64	73	101	H
3	* 2.484	45.53	RMS	32.4	-28.2	49.73	54	-4.27	-	-	73	101	H
4	* 2.484	46.14	RMS	32.4	-28.2	50.34	54	-3.66	-	-	73	101	H

* - indicates frequency in CFR47 Pt 15 / IC RSS-Restricted Band
Pk - Peak detector
RMS - RMS detection

This report shall not be reproduced except in full, without the written approval of UL Verification Services Inc.

HIGH CHANNEL VERTICAL

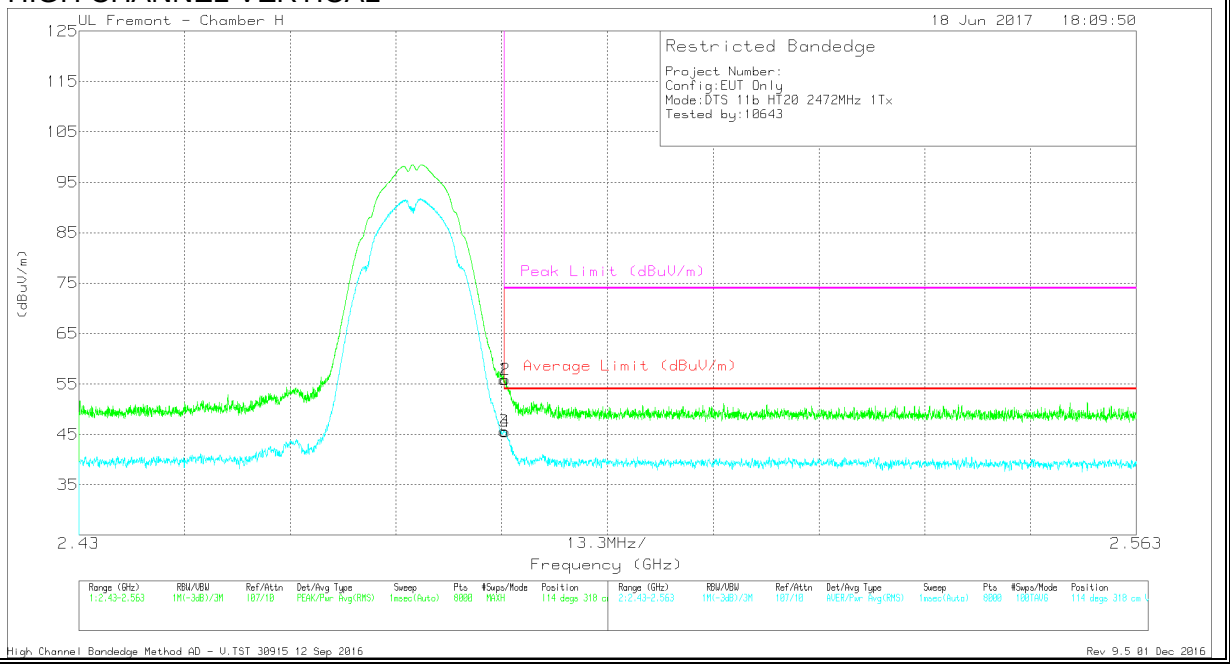

Marker	Frequency (GHz)	Meter Reading (dBuV)	Det	AF T344 (dB/m)	Amp/Cbl/Fltr/Pad (dB)	Corrected Reading (dBuV/m)	Average Limit (dBuV/m)	Margin (dB)	Peak Limit (dBuV/m)	PK Margin (dB)	Azimuth (Degs)	Height (cm)	Polarity
1	* 2.484	51.64	Pk	32.4	-28.2	55.84	-	-	74	-18.16	114	318	V
2	* 2.484	51.7	Pk	32.4	-28.2	55.9	-	-	74	-18.1	114	318	V
3	* 2.484	41.44	RMS	32.4	-28.2	45.64	54	-8.36	-	-	114	318	V
4	* 2.484	41.35	RMS	32.4	-28.2	45.55	54	-8.45	-	-	114	318	V

* - indicates frequency in CFR47 Pt 15 / IC RSS-Restricted Band
Pk - Peak detector
RMS - RMS detection

This report shall not be reproduced except in full, without the written approval of UL Verification Services Inc.

HARMONICS AND SPURIOUS EMISSIONS LOW CHANNEL, CH 1)

LOW CHANNEL HORIZONTAL

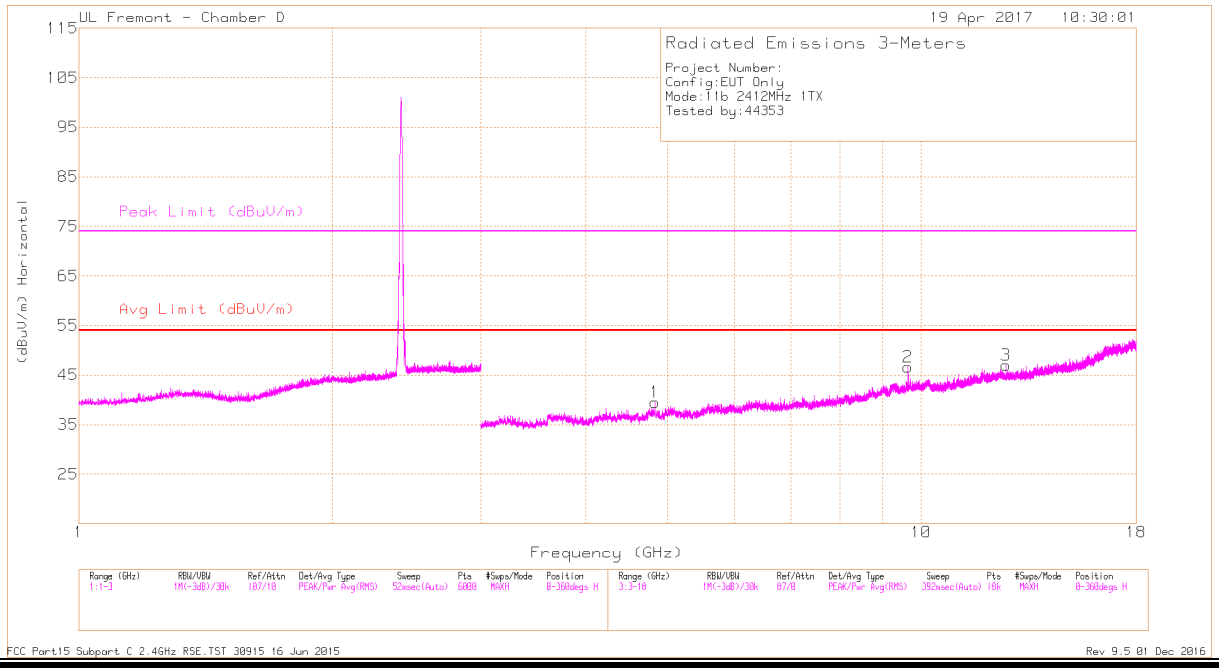

L

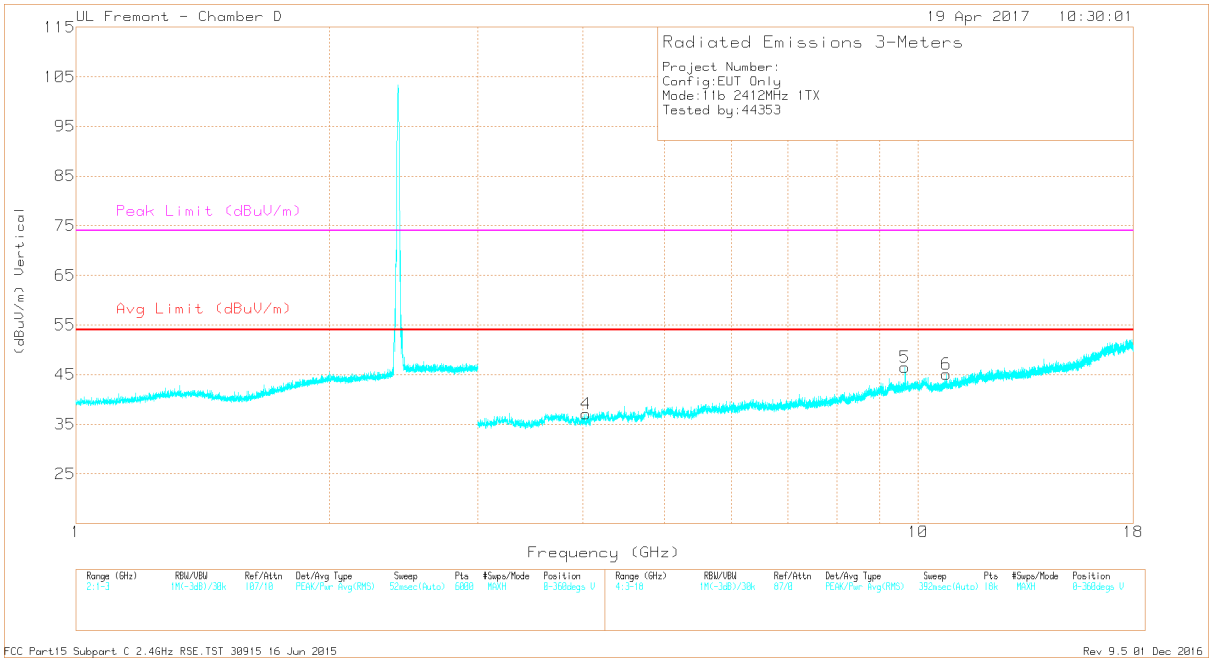

OW CHANNEL VERTICAL

This report shall not be reproduced except in full, without the written approval of UL Verification Services Inc.

DATA

Marker	Frequency (GHz)	Meter Reading (dBuV)	Det	AF T862 (dB/m)	Amp/Cbl/Fltr/Pad (dB)	Corrected Reading (dBuV/m)	Avg Limit (dBuV/m)	Margin (dB)	Peak Limit (dBuV/m)	PK Margin (dB)	Azimuth (Degs)	Height (cm)	Polarity
1	* 4.828	37.8	PK2	34.1	-27.4	44.5	-	-	74	-29.5	86	200	H
	* 4.829	26.91	MAv1	34.1	-27.4	33.61	54	-20.39	-	-	86	200	H
3	* 12.613	34.65	PK2	39.2	-21.5	52.35	-	-	74	-21.65	292	128	H
	* 12.615	23.57	MAv1	39.2	-21.5	41.27	54	-12.73	-	-	292	128	H
4	* 4.032	37.92	PK2	33.4	-28.6	42.72	-	-	74	-31.28	143	176	V
	* 4.034	27.16	MAv1	33.4	-28.6	31.96	54	-22.04	-	-	143	176	V
6	* 10.794	33.58	PK2	37.3	-20.3	50.58	-	-	74	-23.42	271	233	V
	* 10.795	22.68	MAv1	37.3	-20.4	39.58	54	-14.42	-	-	271	233	V
2	9.648	38.46	PK2	37	-21.2	54.26	-	-	-	-	330	101	H
	9.648	30.99	MAv1	37	-21.2	46.79	-	-	-	-	330	101	H
5	9.648	37.05	PK2	37	-21.2	52.85	-	-	-	-	101	164	V
	9.648	28.18	MAv1	37	-21.2	43.98	-	-	-	-	101	164	V

* - indicates frequency in CFR47 Pt 15 / IC RSS-Restricted Band
PK2 - KDB558074 Method: Maximum Peak
MAv1 - KDB558074 Option 1 Maximum RMS Average

This report shall not be reproduced except in full, without the written approval of UL Verification Services Inc.

HARMONICS AND SPURIOUS EMISSIONS MID CHANNEL, CH 6)

MID CHANNEL HORIZONTAL

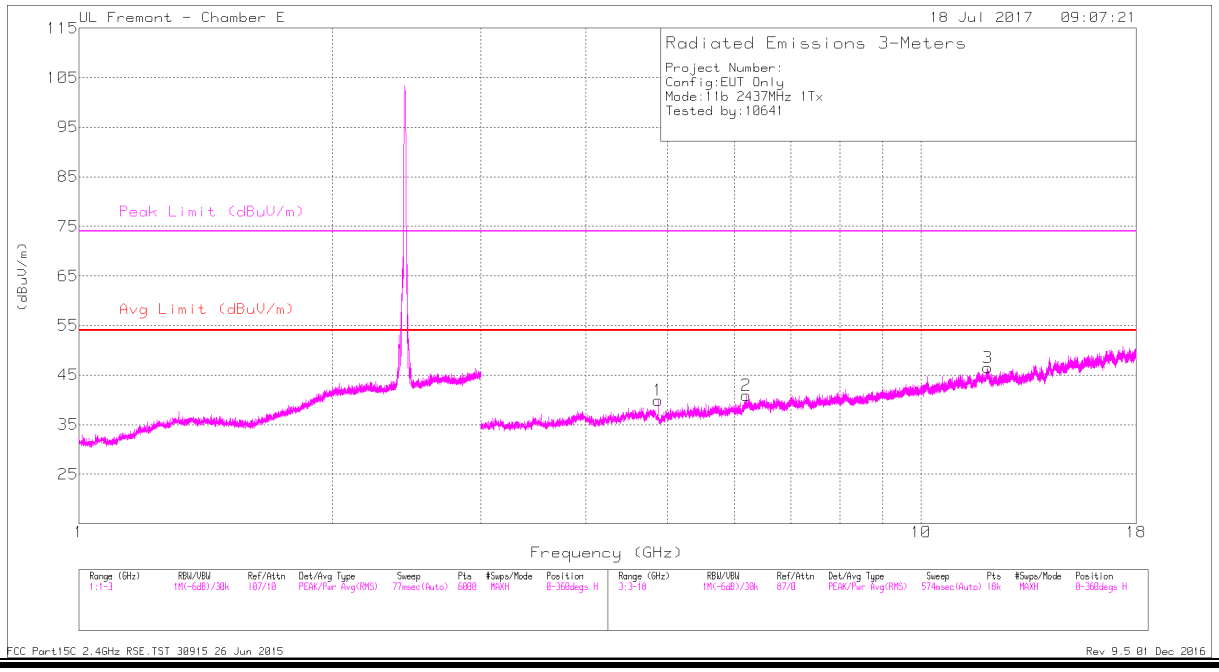

MID CHANNEL VERTICAL

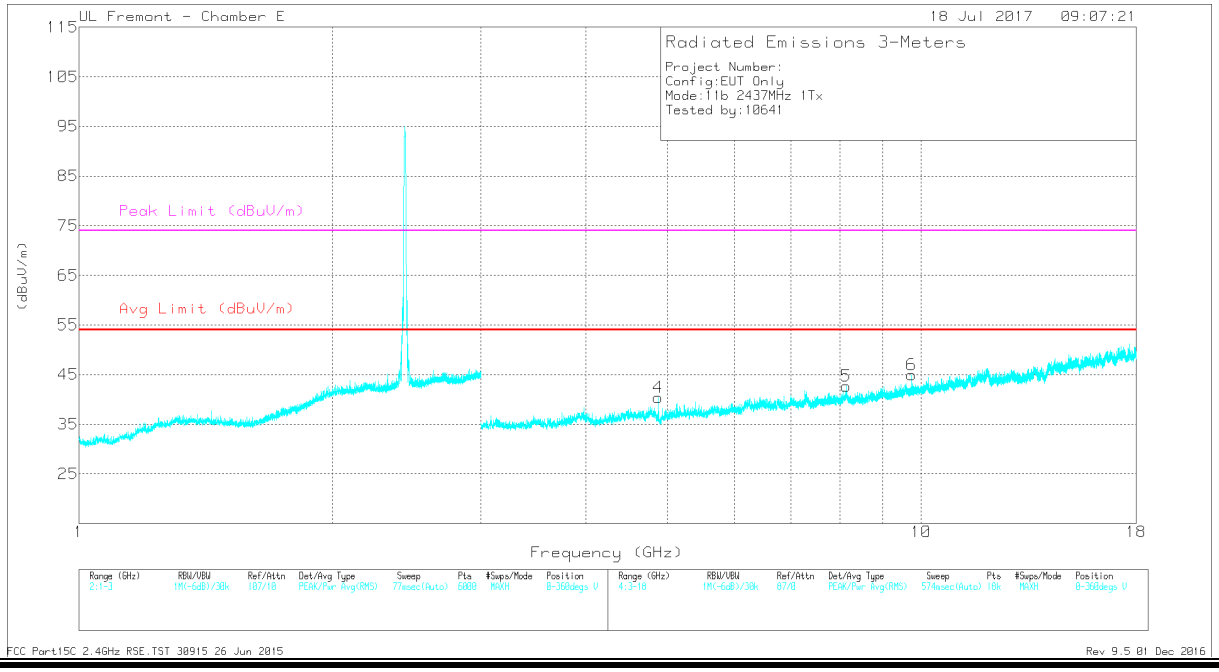

This report shall not be reproduced except in full, without the written approval of UL Verification Services Inc.

DATA
Radiated Emissions

Markers	Frequency (GHz)	Meter Reading (dBuV)	Det	AF T346 (dB/m)	Amp/Cbl/Fltr/Pad (dB)	Corrected Reading (dBuV/m)	Avg Limit (dBuV/m)	Margin (dB)	Peak Limit (dBuV/m)	PK Margin (dB)	Azimuth (Degs)	Height (cm)	Polarity
1	* 4.874	40.7	PK2	34.5	-29.4	45.8	-	-	74	-28.2	158	143	H
	* 4.874	32.54	MAv1	34.5	-29.4	37.64	54	-16.36	-	-	158	143	H
3	* 11.989	34.8	PK2	39.8	-22.1	52.5	-	-	74	-21.5	112	181	H
	* 11.987	23.04	MAv1	39.8	-22.1	40.74	54	-13.26	-	-	112	181	H
4	* 4.874	42.27	PK2	34.5	-29.4	47.37	-	-	74	-26.63	269	101	V
	* 4.874	35.39	MAv1	34.5	-29.4	40.49	54	-13.51	-	-	269	101	V
5	* 8.152	35.99	PK2	36.5	-24.9	47.59	-	-	74	-26.41	171	351	V
	* 8.153	24.57	MAv1	36.5	-24.9	36.17	54	-17.83	-	-	171	351	V
2	6.192	37.86	PK2	35.8	-26.8	46.86	-	-	74	-27.14	350	232	H
	6.192	25.81	MAv1	35.8	-26.8	34.81	54	-19.19	-	-	350	232	H
6	9.748	37.06	PK2	37.4	-24.6	49.86	-	-	74	-24.14	3	108	V
	9.748	29.31	MAv1	37.4	-24.6	42.11	54	-11.89	-	-	3	108	V

* - indicates frequency in CFR47 Pt 15 / IC RSS-Restricted Band
PK2 - KDB558074 Method: Maximum Peak
MAv1 - KDB558074 Option 1 Maximum RMS Average

This report shall not be reproduced except in full, without the written approval of UL Verification Services Inc.

HARMONICS AND SPURIOUS EMISSIONS HIGH CHANNEL, CH 13)

HIGH CHANNEL HORIZONTAL

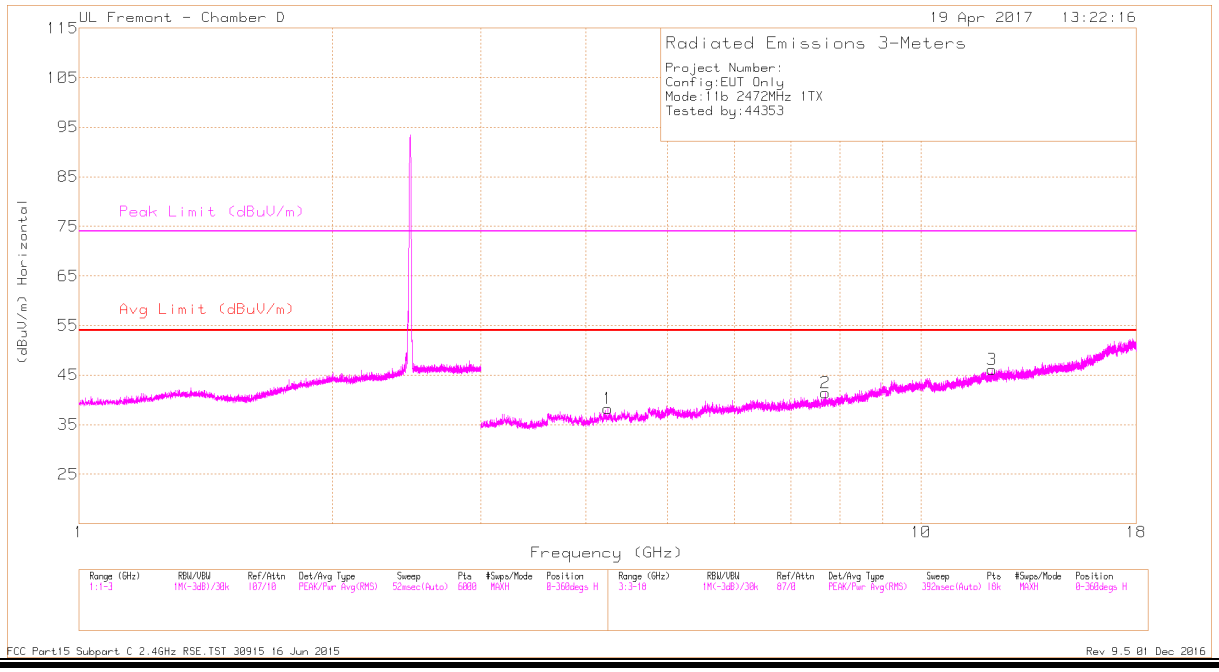

HIGH CHANNEL VERTICAL

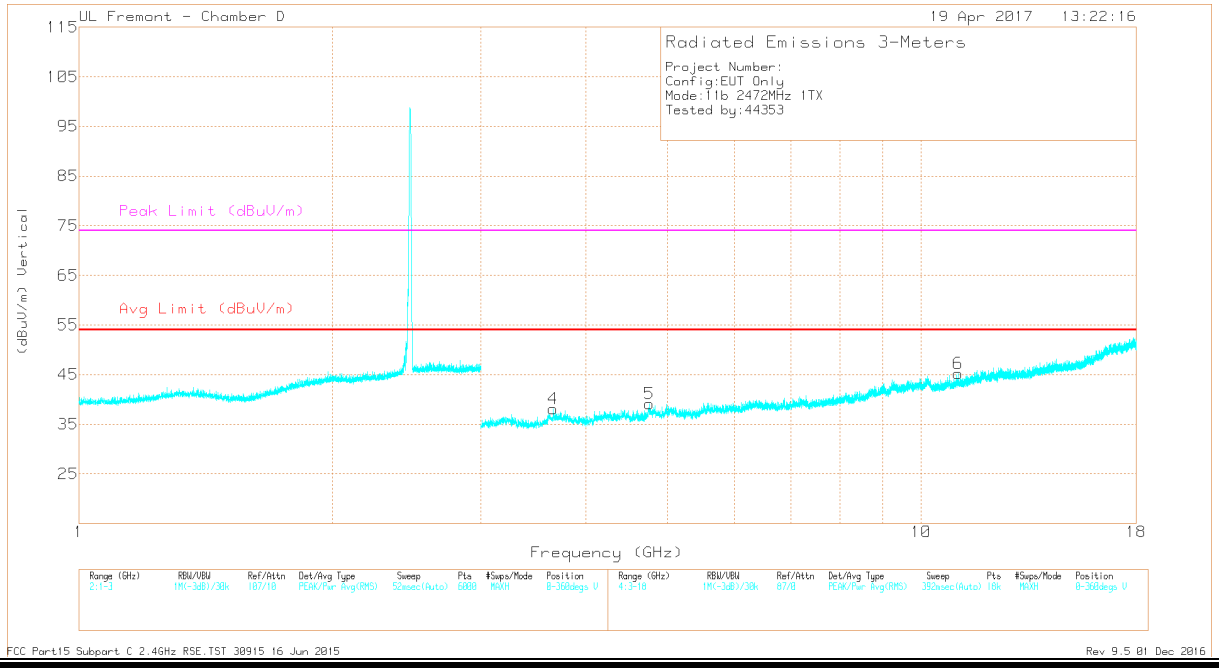

This report shall not be reproduced except in full, without the written approval of UL Verification Services Inc.

DATA

Marker	Frequency (GHz)	Meter Reading (dBuV)	Det	AF T862 (dB/m)	Amp/Cbl/Fltr/Pad (dB)	Corrected Reading (dBuV/m)	Avg Limit (dBuV/m)	Margin (dB)	Peak Limit (dBuV/m)	PK Margin (dB)	Azimuth (Degs)	Height (cm)	Polarity
1	* 4.244	37.63	PK2	33.5	-27.6	43.53	-	-	74	-30.47	236	144	H
	* 4.246	26.54	MAv1	33.5	-27.6	32.44	54	-21.56	-	-	236	144	H
2	* 7.696	36.16	PK2	35.8	-24.7	47.26	-	-	74	-26.74	119	183	H
	* 7.694	25.02	MAv1	35.8	-24.7	36.12	54	-17.88	-	-	119	183	H
3	* 12.138	34.9	PK2	39	-20.8	53.1	-	-	74	-20.9	150	205	H
	* 12.14	23.27	MAv1	39	-20.7	41.57	54	-12.43	-	-	150	205	H
4	* 3.658	38.49	PK2	33.2	-29.2	42.49	-	-	74	-31.51	324	202	V
	* 3.658	27.7	MAv1	33.2	-29.1	31.8	54	-22.2	-	-	324	202	V
5	* 4.751	39.03	PK2	34	-26.5	46.53	-	-	74	-27.47	212	265	V
	* 4.754	27.16	MAv1	34	-26.5	34.66	54	-19.34	-	-	212	265	V
6	* 11.069	34.08	PK2	37.7	-20.9	50.88	-	-	74	-23.12	197	102	V
	* 11.07	23.43	MAv1	37.7	-20.9	40.23	54	-13.77	-	-	197	102	V

* - indicates frequency in CFR47 Pt 15 / IC RSS-Restricted Band
PK2 - KDB558074 Method: Maximum Peak
MAv1 - KDB558074 Option 1 Maximum RMS Average

This report shall not be reproduced except in full, without the written approval of UL Verification Services Inc.

9.2.3. 11n HT20 UAT 1 SISO MODE IN THE 2.4GHz BAND

AUTHORIZED BANDEDGE (LOW CHANNEL, CH 1)

LOW CHANNEL HORIZONTAL

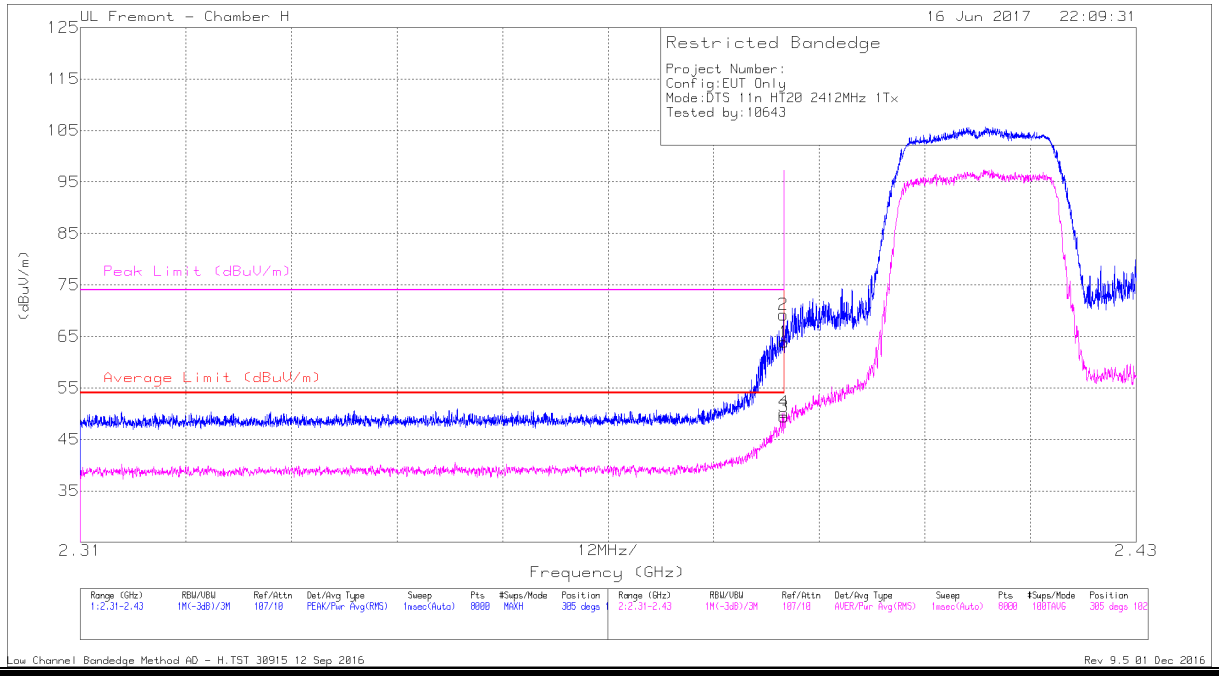

Marker	Frequency (GHz)	Meter Reading (dBuV)	Det	AF T344 (dB/m)	Amp/Cbl/Fltr/Pad (dB)	Corrected Reading (dBuV/m)	Average Limit (dBuV/m)	Margin (dB)	Peak Limit (dBuV/m)	PK Margin (dB)	Azimuth (Degs)	Height (cm)	Polarity
1	* 2.39	59.68	Pk	32.3	-28.1	63.88	-	-	74	-10.12	305	102	H
2	* 2.39	65.02	Pk	32.3	-28.1	69.22	-	-	74	-4.78	305	102	H
3	* 2.39	45.22	RMS	32.3	-28.1	49.42	54	-4.58	-	-	305	102	H
4	* 2.39	46.06	RMS	32.3	-28.1	50.26	54	-3.74	-	-	305	102	H

* - indicates frequency in CFR47 Pt 15 / IC RSS-Restricted Band
Pk - Peak detector
RMS - RMS detection

This report shall not be reproduced except in full, without the written approval of UL Verification Services Inc.

LOW CHANNEL VERTICAL

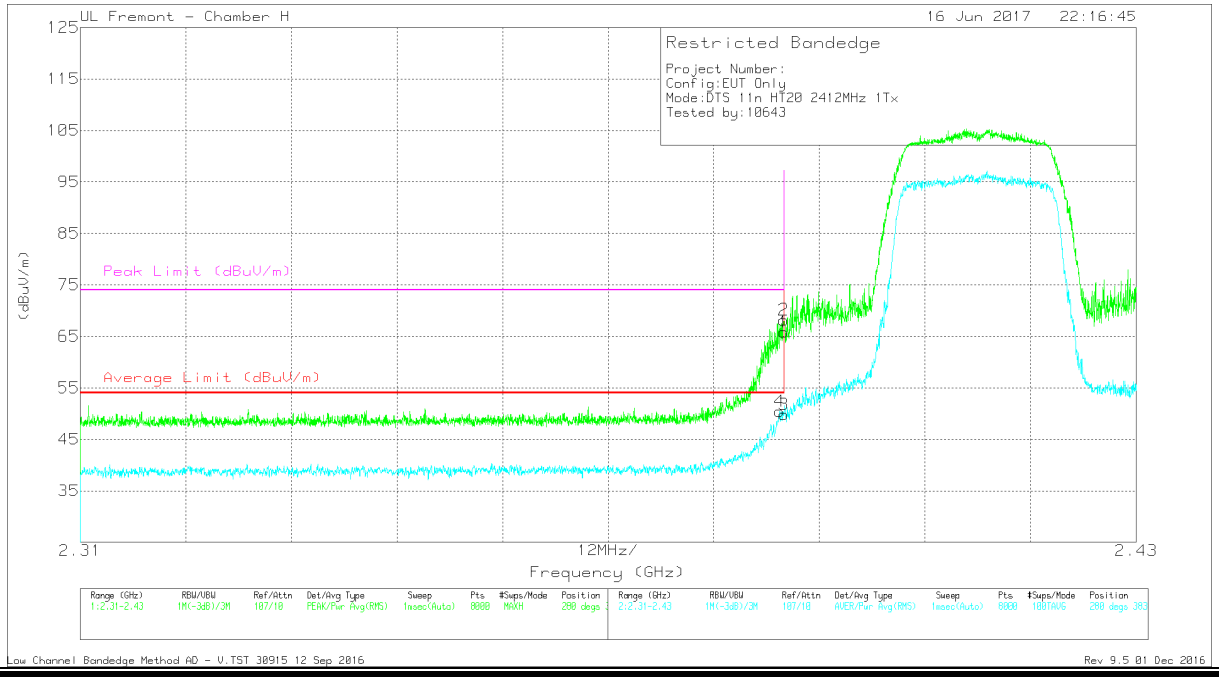

Marker	Frequency (GHz)	Meter Reading (dBuV)	Det	AF T344 (dB/m)	Amp/Cbl/Fltr/Pad (dB)	Corrected Reading (dBuV/m)	Average Limit (dBuV/m)	Margin (dB)	Peak Limit (dBuV/m)	PK Margin (dB)	Azimuth (Degs)	Height (cm)	Polarity
1	* 2.39	61.65	Pk	32.3	-28.1	65.85	-	-	74	-8.15	280	383	V
2	* 2.39	63.98	Pk	32.3	-28.1	68.18	-	-	74	-5.82	280	383	V
3	* 2.39	45.61	RMS	32.3	-28.1	49.81	54	-4.19	-	-	280	383	V
4	* 2.389	46.23	RMS	32.3	-28.1	50.43	54	-3.57	-	-	280	383	V

* - indicates frequency in CFR47 Pt 15 / IC RSS-Restricted Band
Pk - Peak detector
RMS - RMS detection

This report shall not be reproduced except in full, without the written approval of UL Verification Services Inc.

AUTHORIZED BANDEDGE (LOW CHANNEL, CH 2)

LOW CHANNEL HORIZONTAL

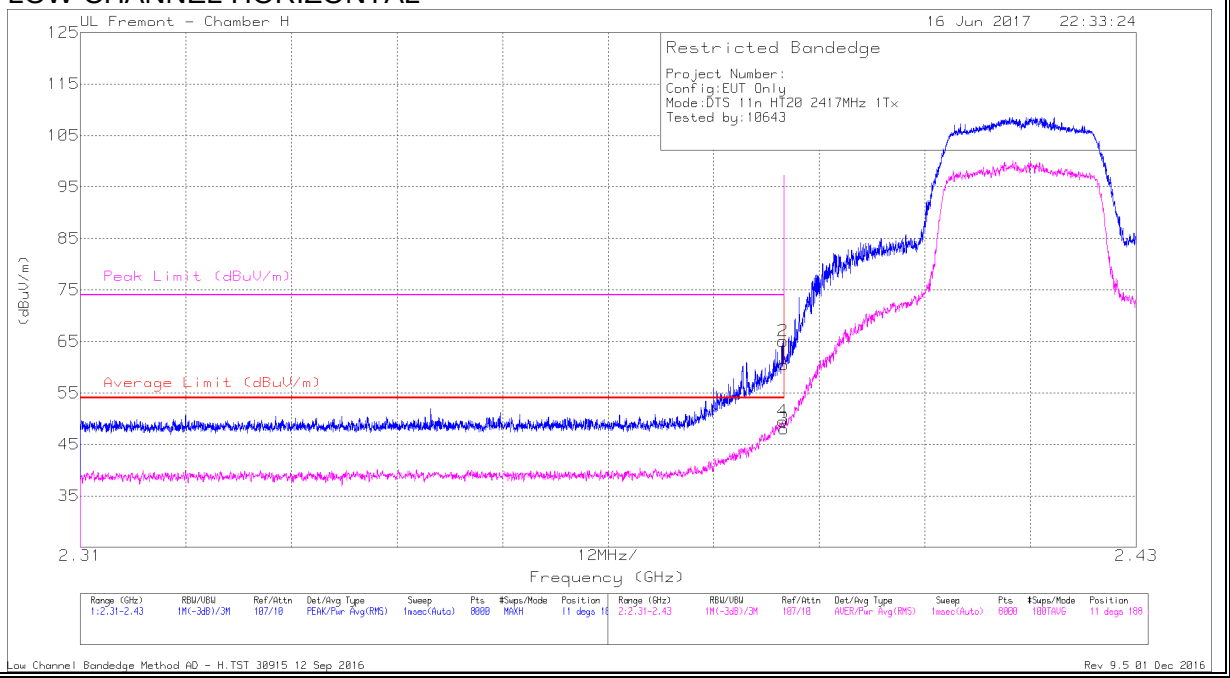

Marker	Frequency (GHz)	Meter Reading (dBuV)	Det	AF T344 (dB/m)	Amp/Cbl/Fltr/Pad (dB)	Corrected Reading (dBuV/m)	Average Limit (dBuV/m)	Margin (dB)	Peak Limit (dBuV/m)	PK Margin (dB)	Azimuth (Degs)	Height (cm)	Polarity
1	* 2.39	56.25	Pk	32.3	-28.1	60.45	-	-	74	-13.55	11	188	H
2	* 2.39	60.87	Pk	32.3	-28.1	65.07	-	-	74	-8.93	11	188	H
3	* 2.39	43.82	RMS	32.3	-28.1	48.02	54	-5.98	-	-	11	188	H
4	* 2.39	45.3	RMS	32.3	-28.1	49.5	54	-4.5	-	-	11	188	H

* - indicates frequency in CFR47 Pt 15 / IC RSS-Restricted Band
Pk - Peak detector
RMS - RMS detection

This report shall not be reproduced except in full, without the written approval of UL Verification Services Inc.

LOW CHANNEL VERTICAL

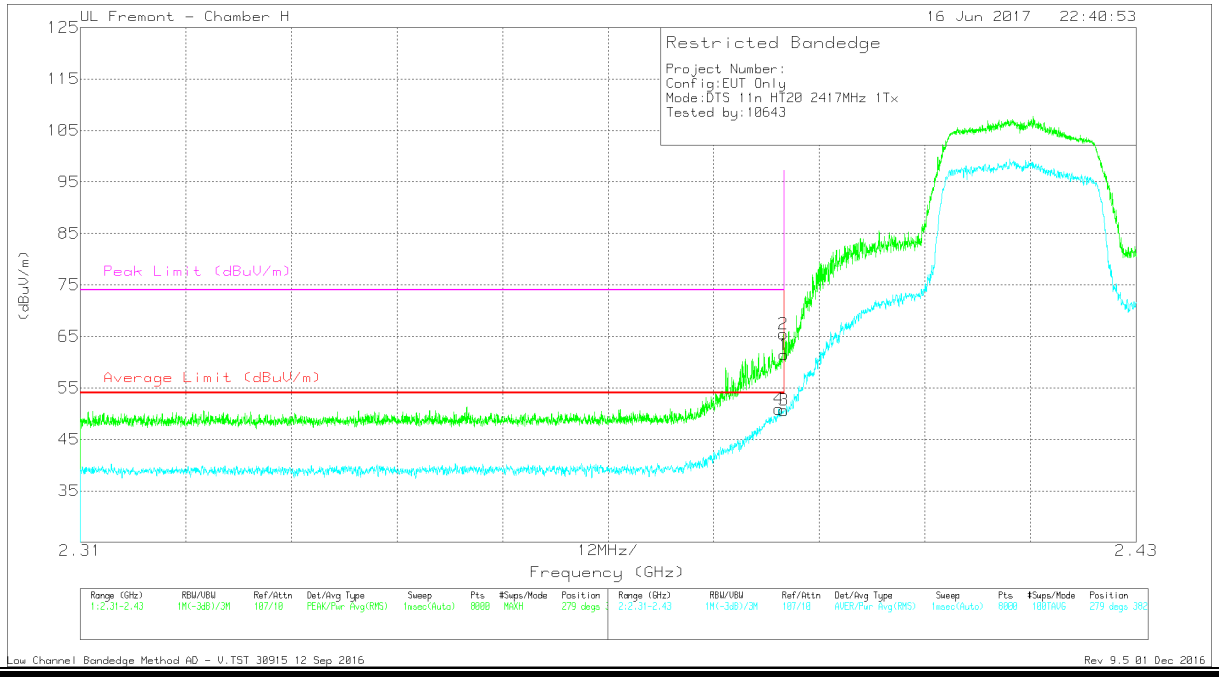

Marker	Frequency (GHz)	Meter Reading (dBuV)	Det	AF T344 (dB/m)	Amp/Cbl/Fltr/Pad (dB)	Corrected Reading (dBuV/m)	Average Limit (dBuV/m)	Margin (dB)	Peak Limit (dBuV/m)	PK Margin (dB)	Azimuth (Degs)	Height (cm)	Polarity
1	* 2.39	57.21	Pk	32.3	-28.1	61.41	-	-	74	-12.59	279	382	V
2	* 2.39	61.27	Pk	32.3	-28.1	65.47	-	-	74	-8.53	279	382	V
3	* 2.39	46.44	RMS	32.3	-28.1	50.64	54	-3.36	-	-	279	382	V
4	* 2.389	46.69	RMS	32.3	-28.1	50.89	54	-3.11	-	-	279	382	V

* - indicates frequency in CFR47 Pt 15 / IC RSS-Restricted Band
Pk - Peak detector
RMS - RMS detection

This report shall not be reproduced except in full, without the written approval of UL Verification Services Inc.

AUTHORIZED BANDEDGE (HIGH CHANNEL, CH 9)

HIGH CHANNEL HORIZONTAL

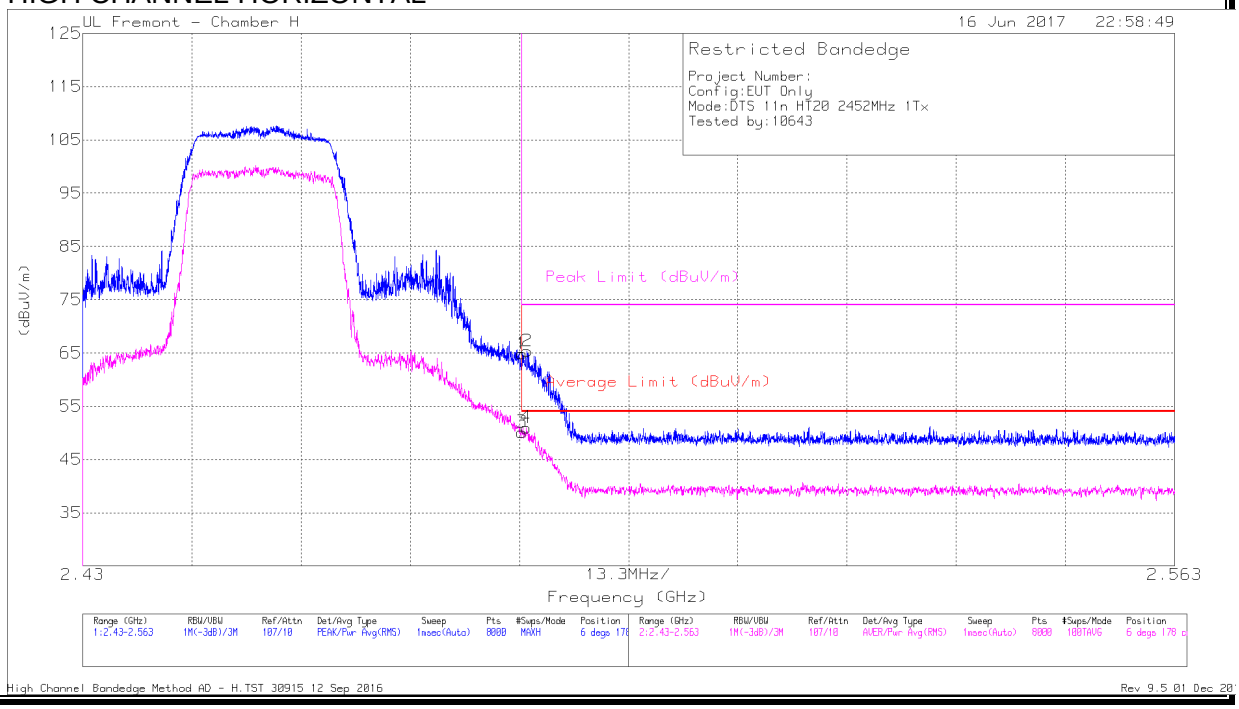

Marker	Frequency (GHz)	Meter Reading (dBuV)	Det	AF T344 (dB/m)	Amp/Cbl/Fltr/Pad (dB)	Corrected Reading (dBuV/m)	Average Limit (dBuV/m)	Margin (dB)	Peak Limit (dBuV/m)	PK Margin (dB)	Azimuth (Degs)	Height (cm)	Polarity
1	* 2.484	60.64	Pk	32.4	-28.2	64.84	-	-	74	-9.16	6	178	H
2	* 2.484	61.12	Pk	32.4	-28.2	65.32	-	-	74	-8.68	6	178	H
3	* 2.484	45.92	RMS	32.4	-28.2	50.12	54	-3.88	-	-	6	178	H
4	* 2.484	46.78	RMS	32.4	-28.2	50.98	54	-3.02	-	-	6	178	H

* - indicates frequency in CFR47 Pt 15 / IC RSS-Restricted Band
Pk - Peak detector
RMS - RMS detection

This report shall not be reproduced except in full, without the written approval of UL Verification Services Inc.

HIGH CHANNEL VERTICAL

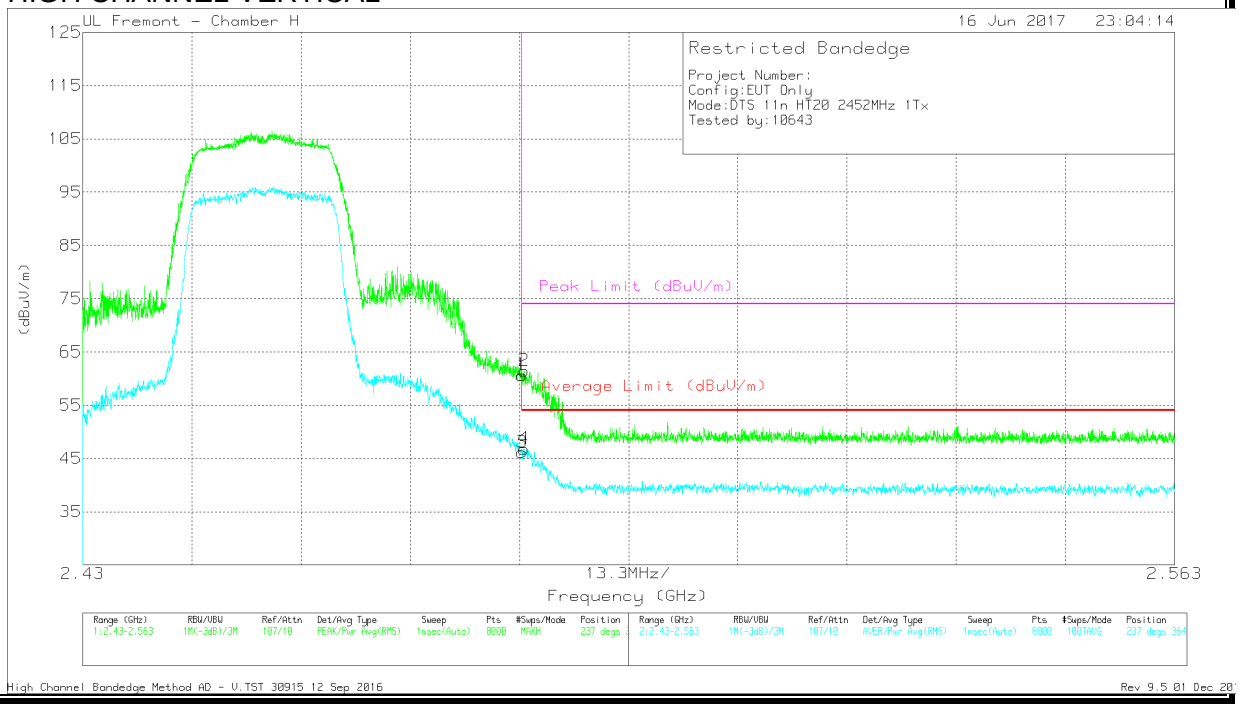

Marker	Frequency (GHz)	Meter Reading (dBuV)	Det	AF T344 (dB/m)	Amp/Cbl/Fltr/Pad (dB)	Corrected Reading (dBuV/m)	Average Limit (dBuV/m)	Margin (dB)	Peak Limit (dBuV/m)	PK Margin (dB)	Azimuth (Degs)	Height (cm)	Polarity
1	* 2.484	56.43	Pk	32.4	-28.2	60.63	-	-	74	-13.37	237	364	V
2	* 2.484	57.27	Pk	32.4	-28.2	61.47	-	-	74	-12.53	237	364	V
3	* 2.484	41.96	RMS	32.4	-28.2	46.16	54	-7.84	-	-	237	364	V
4	* 2.484	42.62	RMS	32.4	-28.2	46.82	54	-7.18	-	-	237	364	V

* - indicates frequency in CFR47 Pt 15 / IC RSS-Restricted Band
Pk - Peak detector
RMS - RMS detection

This report shall not be reproduced except in full, without the written approval of UL Verification Services Inc.

AUTHORIZED BANDEDGE (HIGH CHANNEL, CH 10)

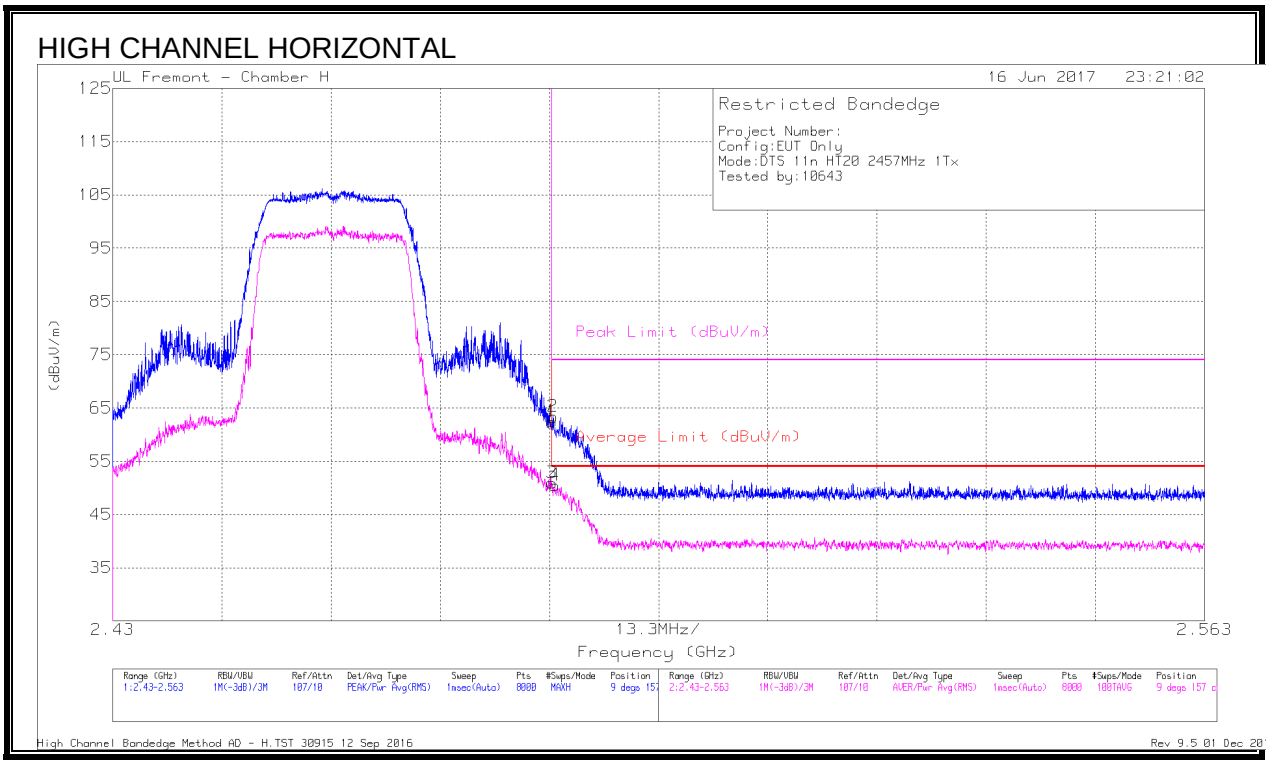

Marker	Frequency (GHz)	Meter Reading (dBuV)	Det	AF T344 (dB/m)	Amp/Cbl/Fltr/Pad (dB)	Corrected Reading (dBuV/m)	Average Limit (dBuV/m)	Margin (dB)	Peak Limit (dBuV/m)	PK Margin (dB)	Azimuth (Degs)	Height (cm)	Polarity
1	* 2.484	58.25	Pk	32.4	-28.2	62.45	-	-	74	-11.55	9	157	H
2	* 2.484	59.15	Pk	32.4	-28.2	63.35	-	-	74	-10.65	9	157	H
3	* 2.484	46.71	RMS	32.4	-28.2	50.91	54	-3.09	-	-	9	157	H
4	* 2.484	46.28	RMS	32.4	-28.2	50.48	54	-3.52	-	-	9	157	H

* - indicates frequency in CFR47 Pt 15 / IC RSS-Restricted Band
Pk - Peak detector
RMS - RMS detection

This report shall not be reproduced except in full, without the written approval of UL Verification Services Inc.

HIGH CHANNEL VERTICAL

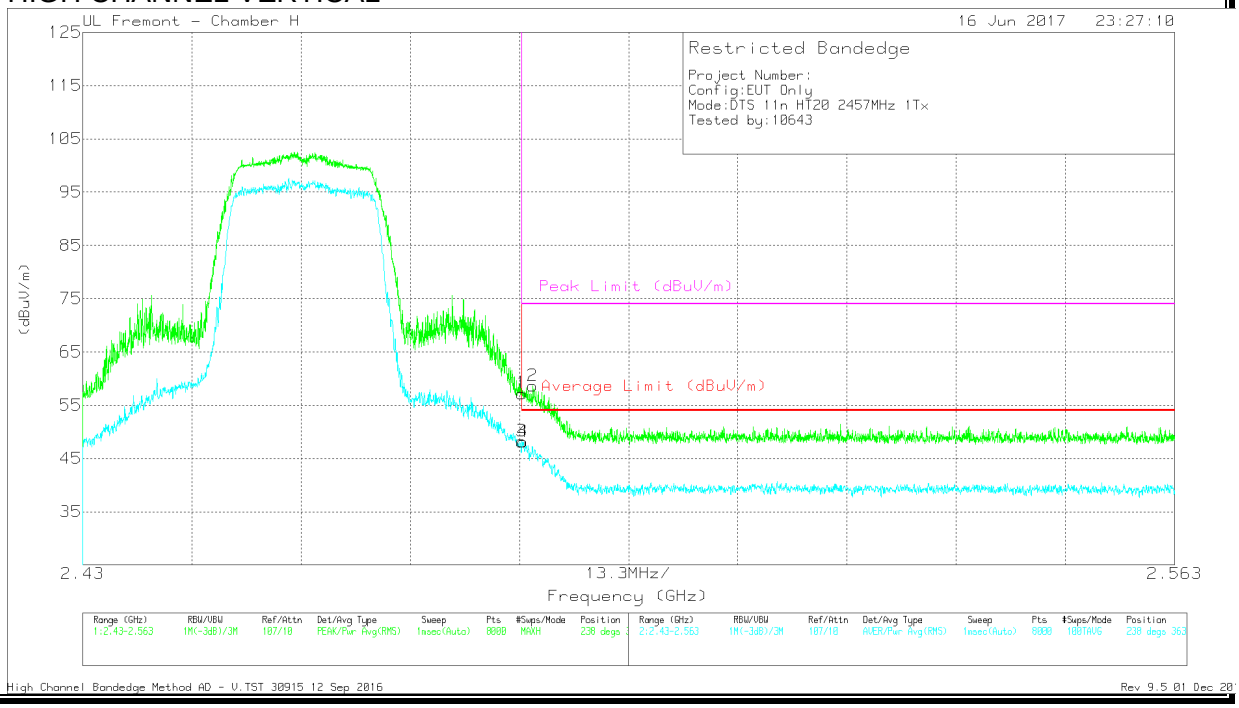

Marker	Frequency (GHz)	Meter Reading (dBuV)	Det	AF T344 (dB/m)	Amp/Cbl/Fltr/Pad (dB)	Corrected Reading (dBuV/m)	Average Limit (dBuV/m)	Margin (dB)	Peak Limit (dBuV/m)	PK Margin (dB)	Azimuth (Degs)	Height (cm)	Polarity
1	* 2.484	53.03	Pk	32.4	-28.2	57.23	-	-	74	-16.77	238	363	V
3	* 2.484	44.01	RMS	32.4	-28.2	48.21	54	-5.79	-	-	238	363	V
4	* 2.484	43.9	RMS	32.4	-28.2	48.1	54	-5.9	-	-	238	363	V
2	* 2.485	54.43	Pk	32.4	-28.2	58.63	-	-	74	-15.37	238	363	V

* - indicates frequency in CFR47 Pt 15 / IC RSS-Restricted Band
Pk - Peak detector
RMS - RMS detection

This report shall not be reproduced except in full, without the written approval of UL Verification Services Inc.

AUTHORIZED BANDEDGE (HIGH CHANNEL, CH 11)

HIGH CHANNEL HORIZONTAL

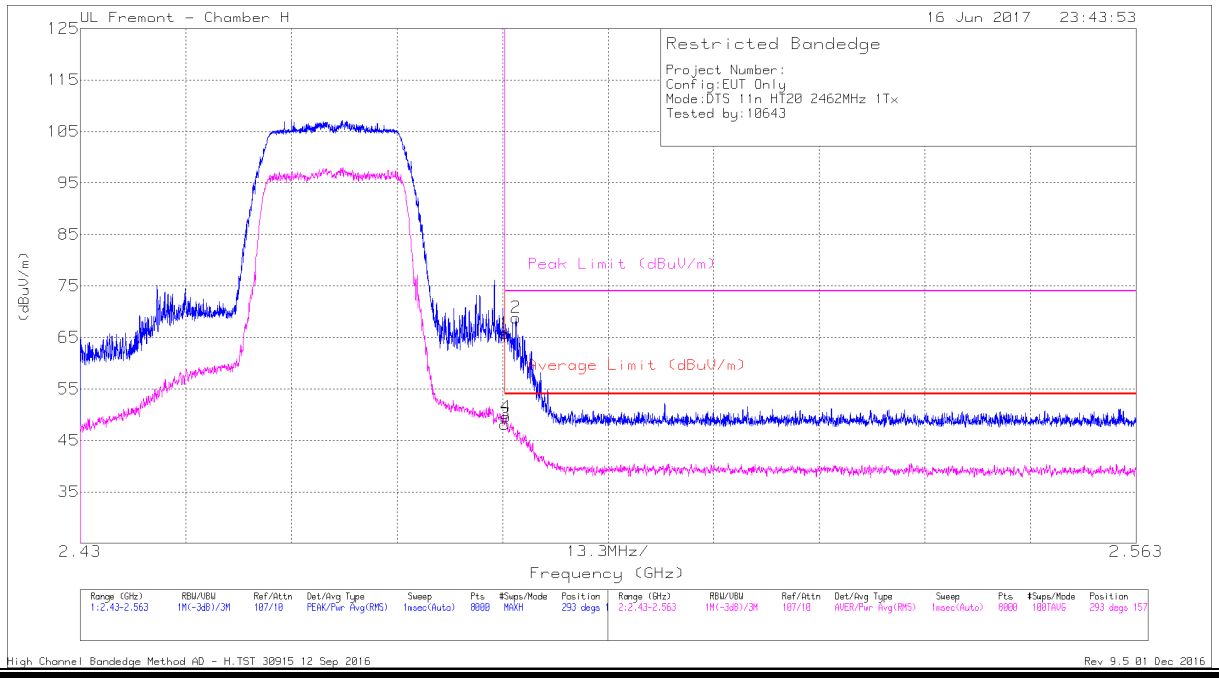

Marker	Frequency (GHz)	Meter Reading (dBuV)	Det	AF T344 (dB/m)	Amp/Cbl/Fltr/Pad (dB)	Corrected Reading (dBuV/m)	Average Limit (dBuV/m)	Margin (dB)	Peak Limit (dBuV/m)	PK Margin (dB)	Azimuth (Degs)	Height (cm)	Polarity
1	* 2.484	61.56	Pk	32.4	-28.2	65.76	-	-	74	-8.24	293	157	H
2	* 2.485	64.63	Pk	32.4	-28.2	68.83	-	-	74	-5.17	293	157	H
3	* 2.484	43.98	RMS	32.4	-28.2	48.18	54	-5.82	-	-	293	157	H
4	* 2.484	45.4	RMS	32.4	-28.2	49.6	54	-4.4	-	-	293	157	H

* - indicates frequency in CFR47 Pt 15 / IC RSS-Restricted Band
Pk - Peak detector
RMS - RMS detection

This report shall not be reproduced except in full, without the written approval of UL Verification Services Inc.

HIGH CHANNEL VERTICAL

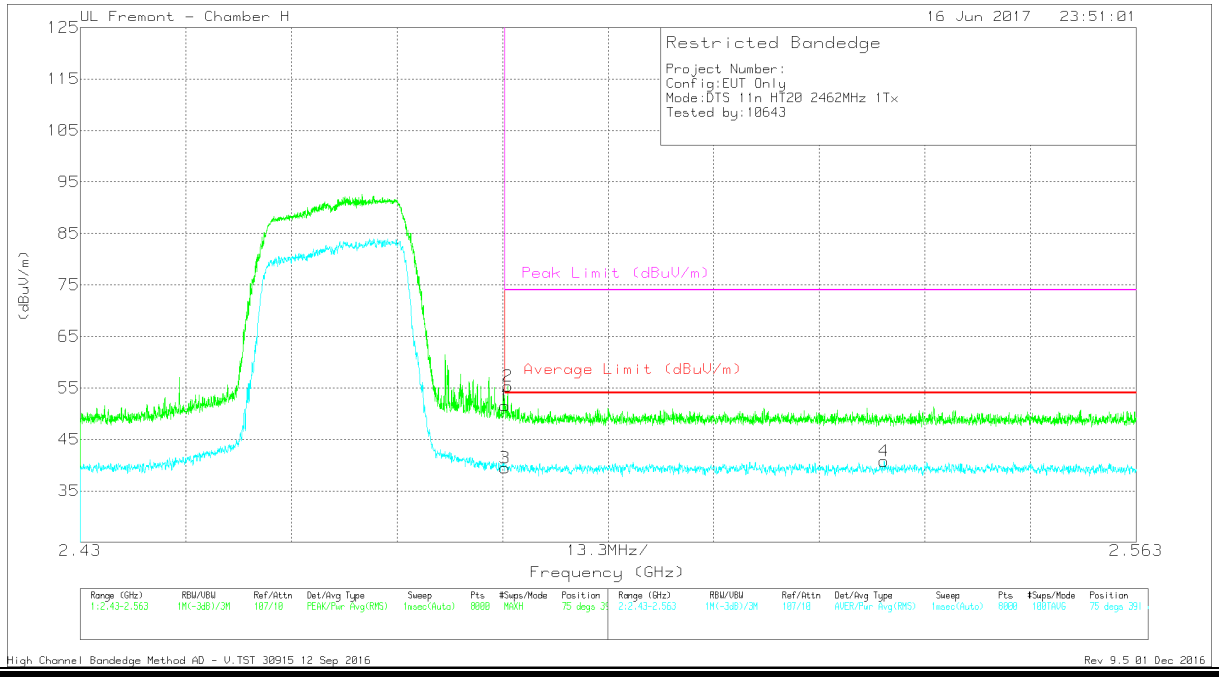

Marker	Frequency (GHz)	Meter Reading (dBuV)	Det	AF T344 (dB/m)	Amp/Cbl/Fltr/Pad (dB)	Corrected Reading (dBuV/m)	Average Limit (dBuV/m)	Margin (dB)	Peak Limit (dBuV/m)	PK Margin (dB)	Azimuth (Degs)	Height (cm)	Polarity
1	* 2.484	47.35	Pk	32.4	-28.2	51.55	-	-	74	-22.45	75	391	V
2	* 2.484	51.14	Pk	32.4	-28.2	55.34	-	-	74	-18.66	75	391	V
3	* 2.484	35.23	RMS	32.4	-28.2	39.43	54	-14.57	-	-	75	391	V
4	2.531	36.56	RMS	32.3	-28.1	40.76	54	-13.24	-	-	75	391	V

* - indicates frequency in CFR47 Pt 15 / IC RSS-Restricted Band
Pk - Peak detector
RMS - RMS detection

This report shall not be reproduced except in full, without the written approval of UL Verification Services Inc.

AUTHORIZED BANDEDGE (HIGH CHANNEL, CH 12)

HIGH CHANNEL HORIZONTAL

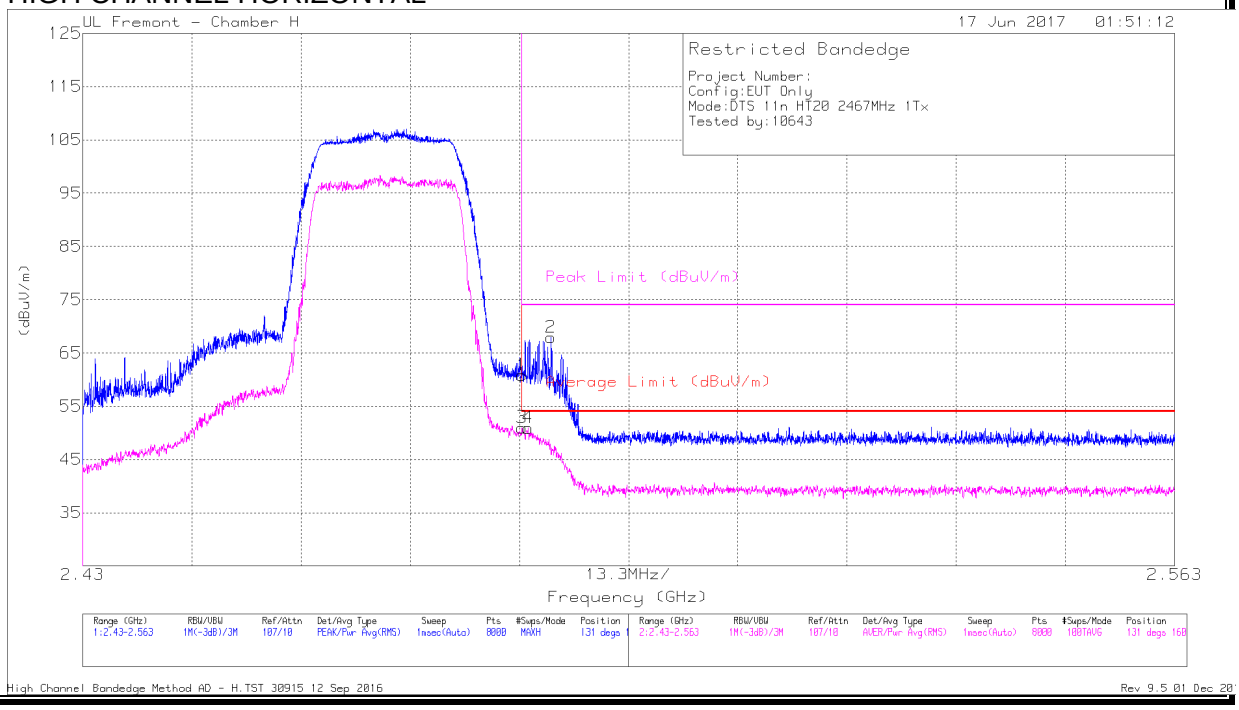

Marker	Frequency (GHz)	Meter Reading (dBuV)	Det	AF T344 (dB/m)	Amp/Cbl/Fltr/Pad (dB)	Corrected Reading (dBuV/m)	Average Limit (dBuV/m)	Margin (dB)	Peak Limit (dBuV/m)	PK Margin (dB)	Azimuth (Degs)	Height (cm)	Polarity
1	* 2.484	56.6	Pk	32.4	-28.2	60.8	-	-	74	-13.2	131	160	H
3	* 2.484	46.77	RMS	32.4	-28.2	50.97	54	-3.03	-	-	131	160	H
4	* 2.484	46.69	RMS	32.4	-28.2	50.89	54	-3.11	-	-	131	160	H
2	* 2.487	63.6	Pk	32.4	-28.1	67.9	-	-	74	-6.1	131	160	H

* - indicates frequency in CFR47 Pt 15 / IC RSS-Restricted Band
Pk - Peak detector
RMS - RMS detection

This report shall not be reproduced except in full, without the written approval of UL Verification Services Inc.

HIGH CHANNEL VERTICAL

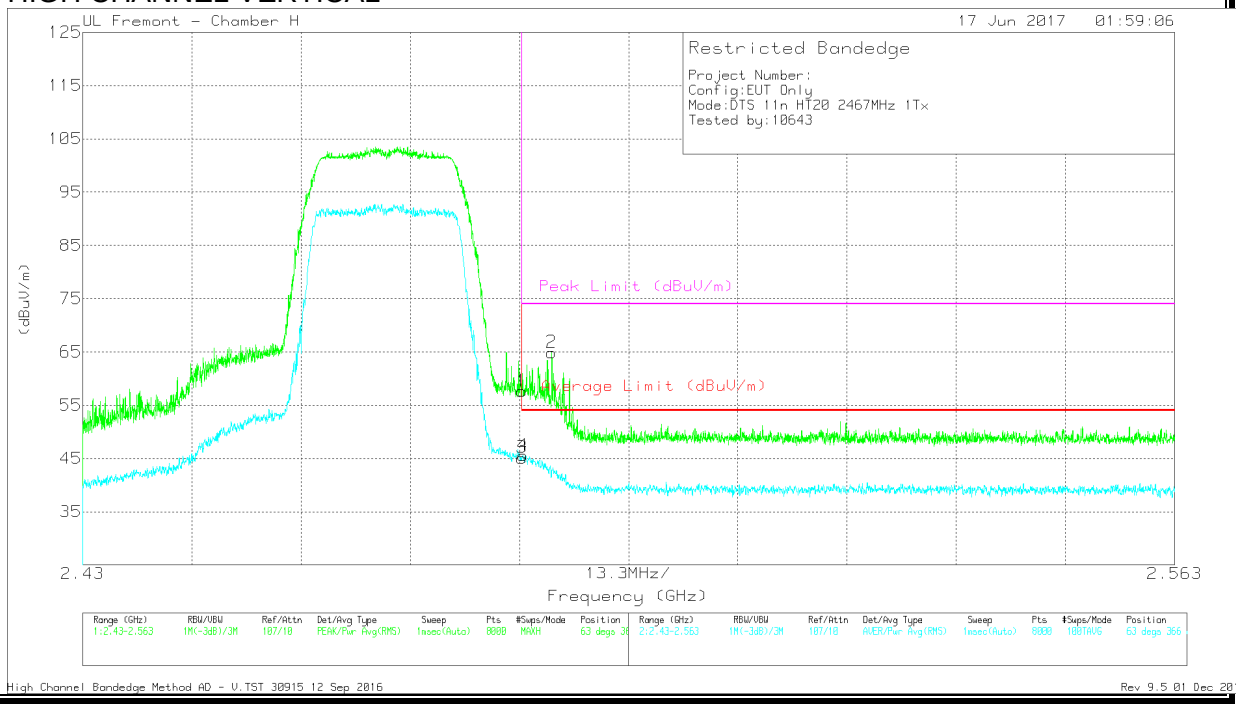

Marker	Frequency (GHz)	Meter Reading (dBuV)	Det	AF T344 (dB/m)	Amp/Cbl/Fltr/Pad (dB)	Corrected Reading (dBuV/m)	Average Limit (dBuV/m)	Margin (dB)	Peak Limit (dBuV/m)	PK Margin (dB)	Azimuth (Degs)	Height (cm)	Polarity
1	* 2.484	53.44	Pk	32.4	-28.2	57.64	-	-	74	-16.36	63	366	V
3	* 2.484	40.93	RMS	32.4	-28.2	45.13	54	-8.87	-	-	63	366	V
4	* 2.484	41.37	RMS	32.4	-28.2	45.57	54	-8.43	-	-	63	366	V
2	* 2.487	60.59	Pk	32.4	-28.1	64.89	-	-	74	-9.11	63	366	V

* - indicates frequency in CFR47 Pt 15 / IC RSS-Restricted Band
Pk - Peak detector
RMS - RMS detection

This report shall not be reproduced except in full, without the written approval of UL Verification Services Inc.

AUTHORIZED BANDEDGE (HIGH CHANNEL, CH 13)

HIGH CHANNEL HORIZONTAL

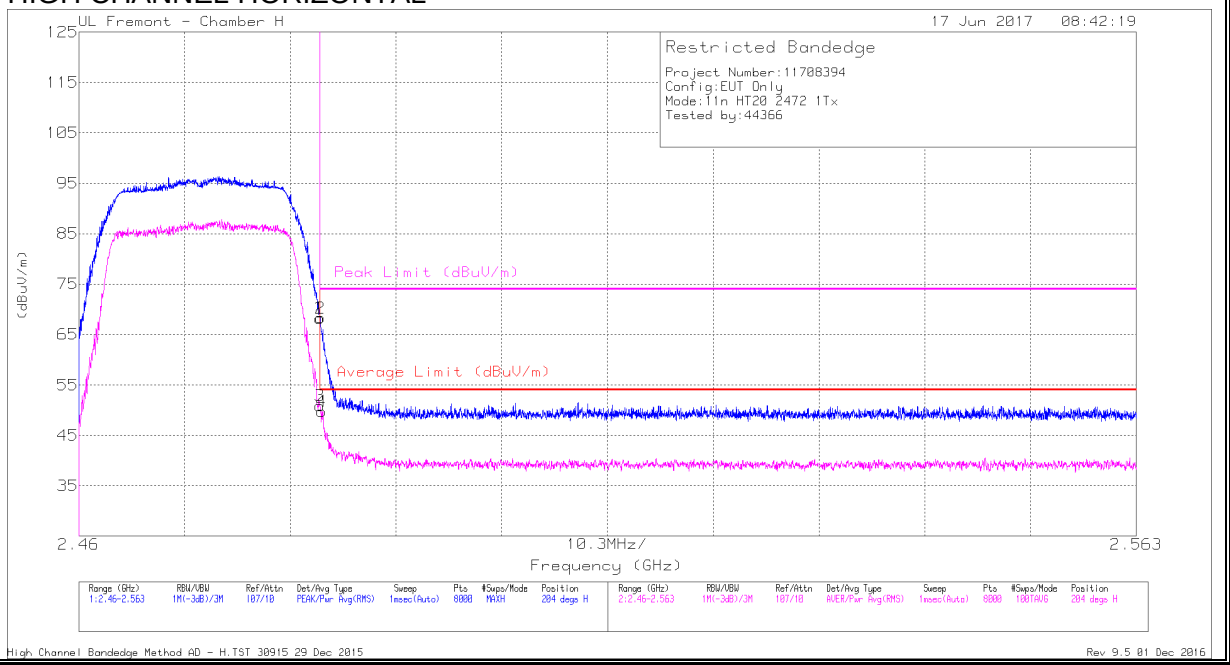

Marker	Frequency (GHz)	Meter Reading (dBuV)	Det	AF T344 (dB/m)	Amp/Cbl/Fltr/Pad (dB)	Corrected Reading (dBuV/m)	Average Limit (dBuV/m)	Margin (dB)	Peak Limit (dBuV/m)	PK Margin (dB)	Azimuth (Degs)	Height (cm)	Polarity
1	* 2.484	63.99	Pk	32.4	-28.2	68.19	-	-	74	-5.81	204	165	H
2	* 2.484	64.1	Pk	32.4	-28.2	68.3	-	-	74	-5.7	204	165	H
3	* 2.484	46.68	RMS	32.4	-28.2	50.88	54	-3.12	-	-	204	165	H
4	* 2.484	45.57	RMS	32.4	-28.2	49.77	54	-4.23	-	-	204	165	H

* - indicates frequency in CFR47 Pt 15 / IC RSS-Restricted Band
Pk - Peak detector
RMS - RMS detection

This report shall not be reproduced except in full, without the written approval of UL Verification Services Inc.

HIGH CHANNEL VERTICAL

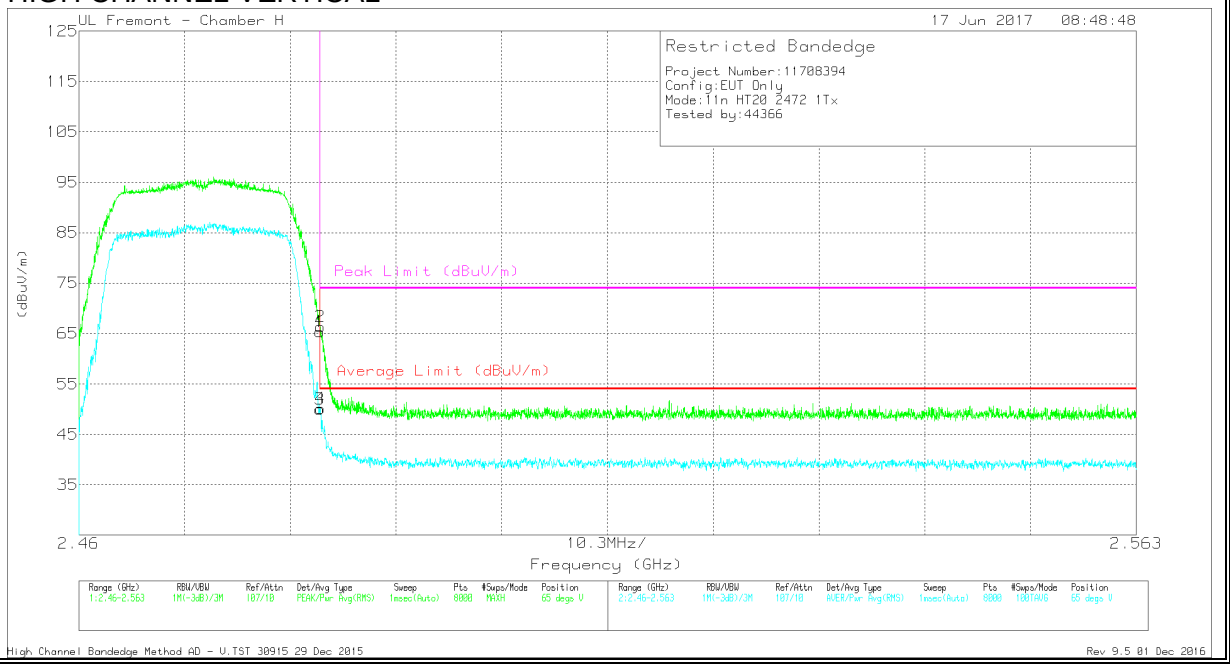

Marker	Frequency (GHz)	Meter Reading (dBuV)	Det	AF T344 (dB/m)	Amp/Cbl/Fltr/Pad (dB)	Corrected Reading (dBuV/m)	Average Limit (dBuV/m)	Margin (dB)	Peak Limit (dBuV/m)	PK Margin (dB)	Azimuth (Degs)	Height (cm)	Polarity
1	* 2.484	61.18	Pk	32.4	-28.2	65.38	-	-	74	-8.62	65	325	V
2	* 2.484	62.14	Pk	32.4	-28.2	66.34	-	-	74	-7.66	65	325	V
3	* 2.484	45.79	RMS	32.4	-28.2	49.99	54	-4.01	-	-	65	325	V
4	* 2.484	45.93	RMS	32.4	-28.2	50.13	54	-3.87	-	-	65	325	V

* - indicates frequency in CFR47 Pt 15 / IC RSS-Restricted Band
Pk - Peak detector
RMS - RMS detection

This report shall not be reproduced except in full, without the written approval of UL Verification Services Inc.

9.2.4. 11n HT20 LAT 3 SISO MODE IN THE 2.4GHz BAND

AUTHORIZED BANDEDGE (LOW CHANNEL, CH 1)

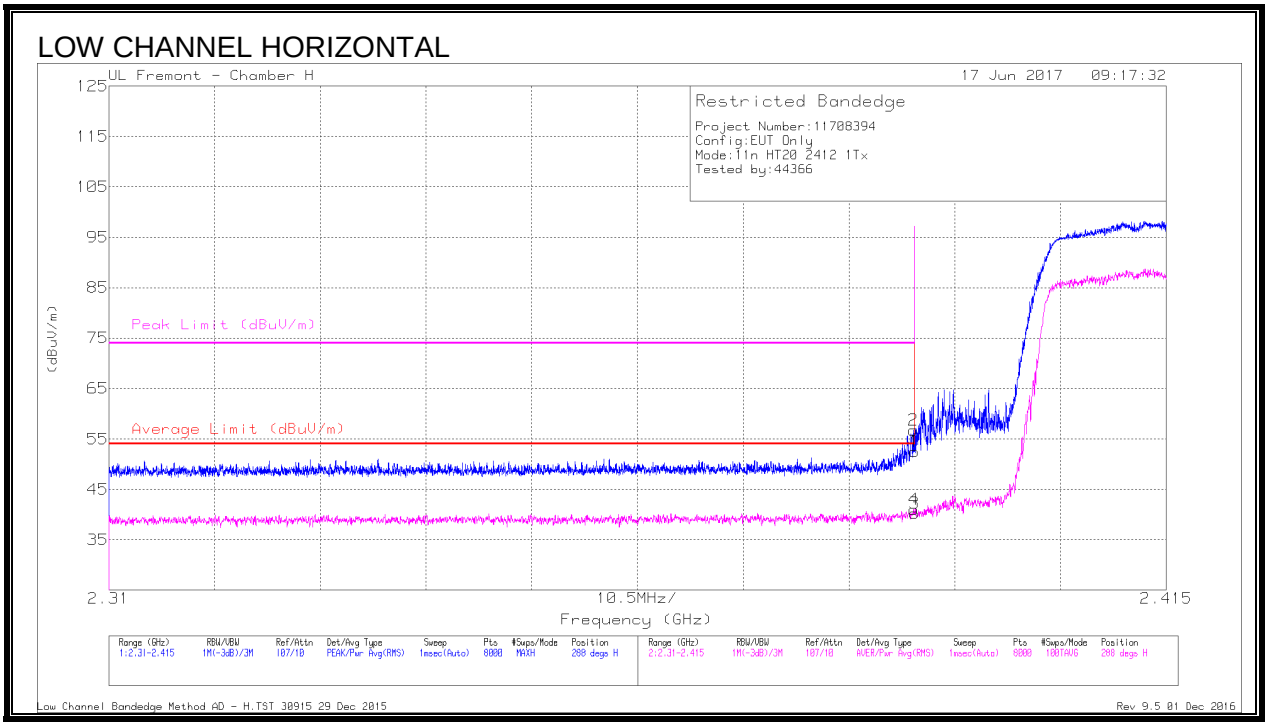

Marker	Frequency (GHz)	Meter Reading (dBuV)	Det	AF T344 (dB/m)	Amp/Cbl/Fltr/Pad (dB)	Corrected Reading (dBuV/m)	Average Limit (dBuV/m)	Margin (dB)	Peak Limit (dBuV/m)	PK Margin (dB)	Azimuth (Degs)	Height (cm)	Polarity
1	* 2.39	48.29	Pk	32.3	-28.1	52.49	-	-	74	-21.51	288	305	H
2	* 2.39	52.58	Pk	32.3	-28.1	56.78	-	-	74	-17.22	288	305	H
3	* 2.39	36.12	RMS	32.3	-28.1	40.32	54	-13.68	-	-	288	305	H
4	* 2.39	36.85	RMS	32.3	-28.1	41.05	54	-12.95	-	-	288	305	H

* - indicates frequency in CFR47 Pt 15 / IC RSS-Restricted Band
Pk - Peak detector
RMS - RMS detection

This report shall not be reproduced except in full, without the written approval of UL Verification Services Inc.

LOW CHANNEL VERTICAL

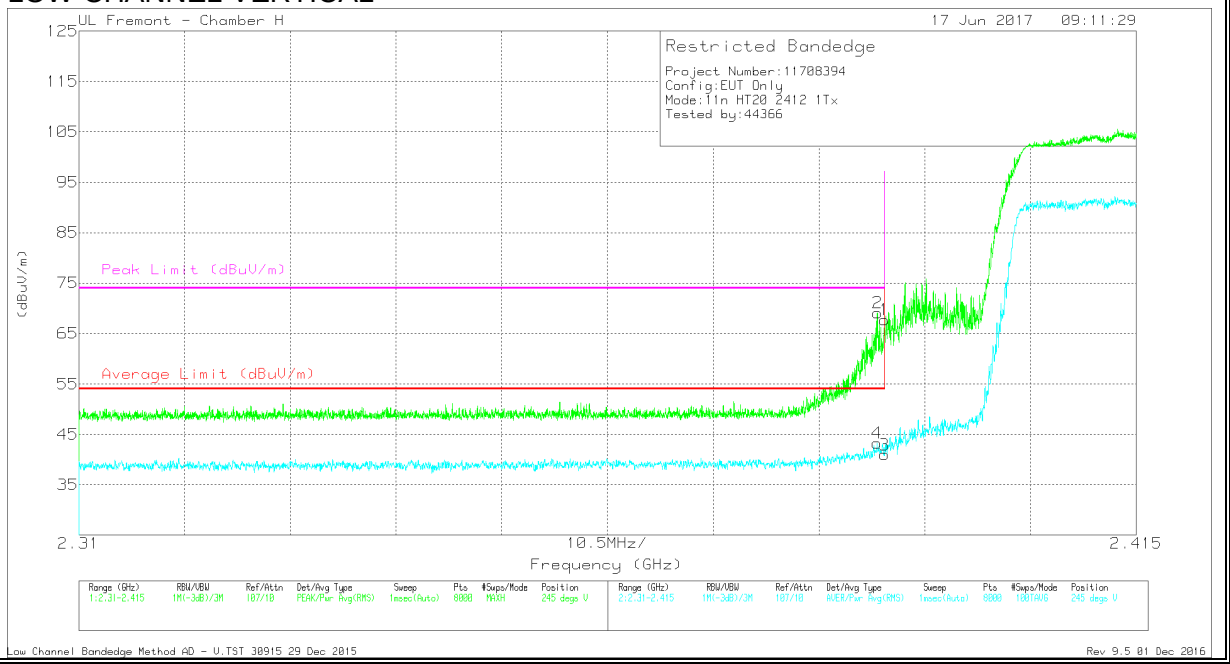

Marker	Frequency (GHz)	Meter Reading (dBuV)	Det	AF T344 (dB/m)	Amp/Cbl/Fltr/Pad (dB)	Corrected Reading (dBuV/m)	Average Limit (dBuV/m)	Margin (dB)	Peak Limit (dBuV/m)	PK Margin (dB)	Azimuth (Degs)	Height (cm)	Polarity
1	* 2.39	63.55	Pk	32.3	-28.1	67.75	-	-	74	-6.25	245	204	V
2	* 2.389	64.86	Pk	32.3	-28.1	69.06	-	-	74	-4.94	245	204	V
3	* 2.39	36.77	RMS	32.3	-28.1	40.97	54	-13.03	-	-	245	204	V
4	* 2.389	39.03	RMS	32.3	-28.1	43.23	54	-10.77	-	-	245	204	V

* - indicates frequency in CFR47 Pt 15 / IC RSS-Restricted Band
Pk - Peak detector
RMS - RMS detection

This report shall not be reproduced except in full, without the written approval of UL Verification Services Inc.

AUTHORIZED BANDEDGE (LOW CHANNEL, CH 2)

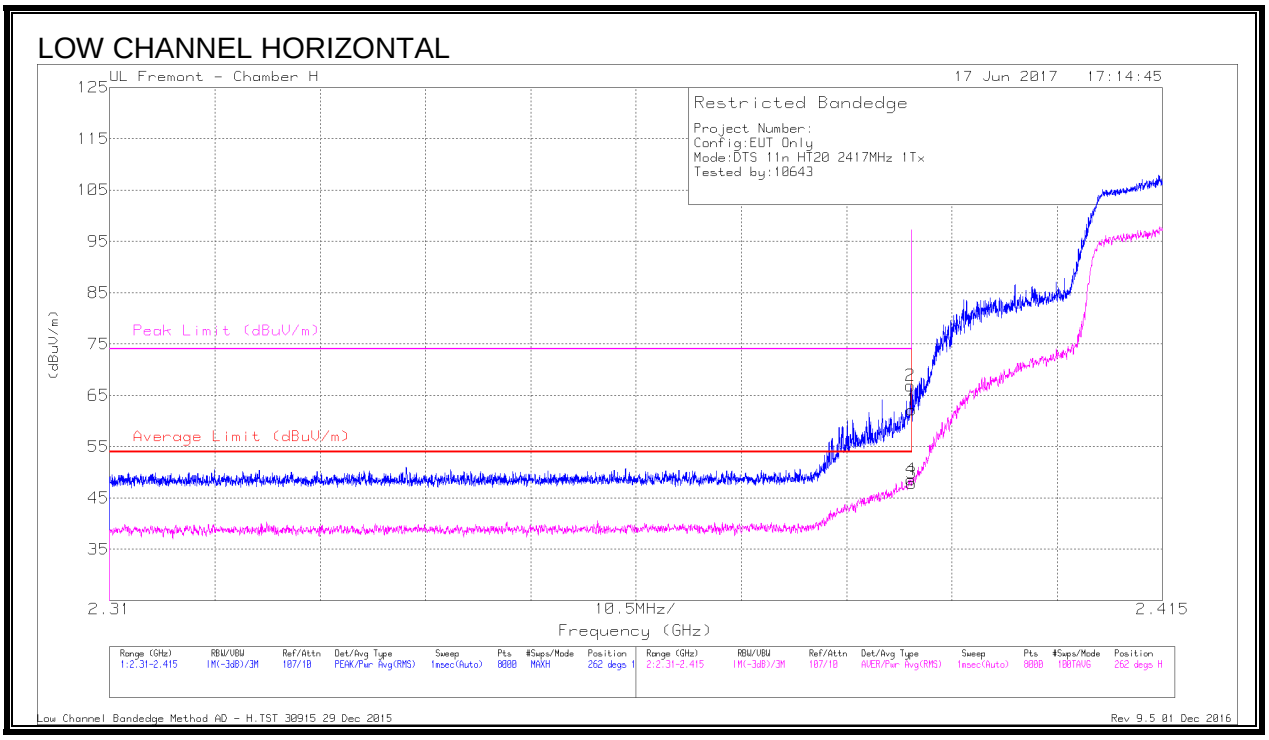

Marker	Frequency (GHz)	Meter Reading (dBuV)	Det	AF T344 (dB/m)	Amp/Cbl/Fltr/Pad (dB)	Corrected Reading (dBuV/m)	Average Limit (dBuV/m)	Margin (dB)	Peak Limit (dBuV/m)	PK Margin (dB)	Azimuth (Degs)	Height (cm)	Polarity
1	* 2.39	57.99	Pk	32.3	-28.1	62.19	-	-	74	-11.81	262	101	H
2	* 2.39	62.69	Pk	32.3	-28.1	66.89	-	-	74	-7.11	262	101	H
3	* 2.39	43.68	RMS	32.3	-28.1	47.88	54	-6.12	-	-	262	101	H
4	* 2.39	44.39	RMS	32.3	-28.1	48.59	54	-5.41	-	-	262	101	H

* - indicates frequency in CFR47 Pt 15 / IC RSS-Restricted Band
Pk - Peak detector
RMS - RMS detection

This report shall not be reproduced except in full, without the written approval of UL Verification Services Inc.

LOW CHANNEL

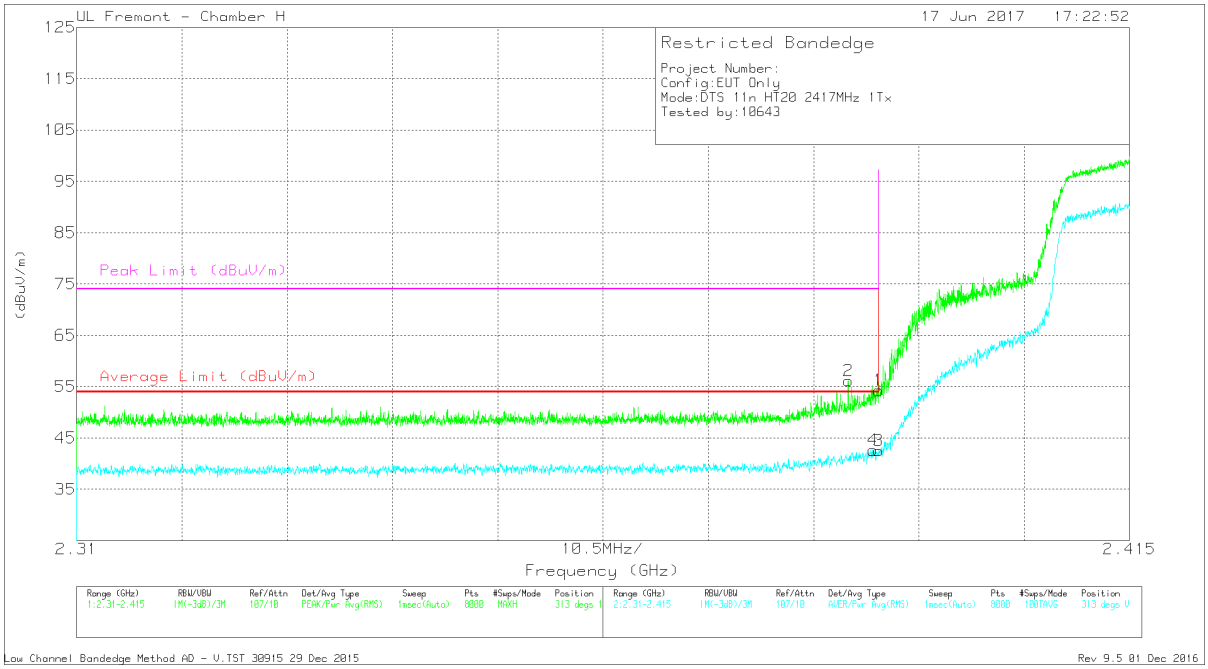

VERTICAL

Marker	Frequency (GHz)	Meter Reading (dBuV)	Det	AF T344 (dB/m)	Amp/Cbl/Fltr/Pad (dB)	Corrected Reading (dBuV/m)	Average Limit (dBuV/m)	Margin (dB)	Peak Limit (dBuV/m)	PK Margin (dB)	Azimuth (Degs)	Height (cm)	Polarity
1	* 2.39	50.06	Pk	32.3	-28.1	54.26	-	-	74	-19.74	313	115	V
2	* 2.387	51.91	Pk	32.3	-28.1	56.11	-	-	74	-17.89	313	115	V
3	* 2.39	38.29	RMS	32.3	-28.1	42.49	54	-11.51	-	-	313	115	V
4	* 2.389	38.41	RMS	32.3	-28.1	42.61	54	-11.39	-	-	313	115	V

* - indicates frequency in CFR47 Pt 15 / IC RSS-Restricted Band
Pk - Peak detector
RMS - RMS detection

This report shall not be reproduced except in full, without the written approval of UL Verification Services Inc.

AUTHORIZED BANDEDGE (HIGH CHANNEL, CH 9)

HIGH CHANNEL HORIZONTAL

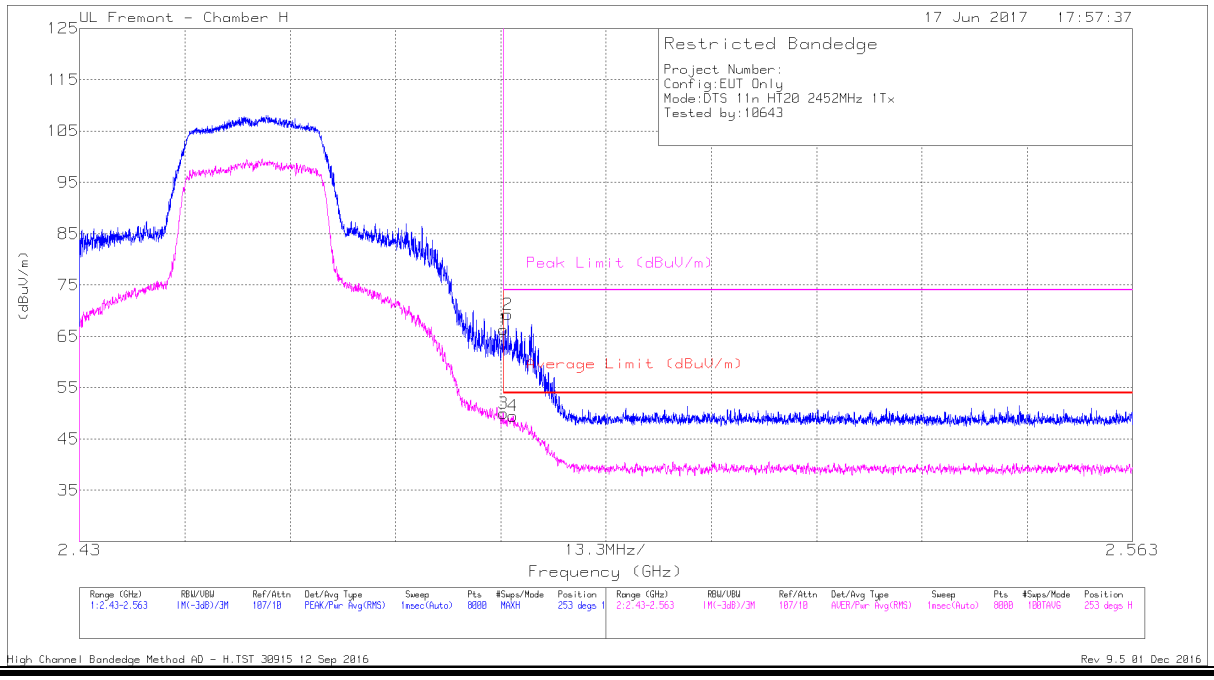

Marker	Frequency (GHz)	Meter Reading (dBuV)	Det	AF T344 (dB/m)	Amp/Cbl/Fltr/Pad (dB)	Corrected Reading (dBuV/m)	Average Limit (dBuV/m)	Margin (dB)	Peak Limit (dBuV/m)	PK Margin (dB)	Azimuth (Degs)	Height (cm)	Polarity
1	* 2.484	62.11	Pk	32.4	-28.2	66.31	-	-	74	-7.69	253	138	H
2	* 2.484	65.06	Pk	32.4	-28.2	69.26	-	-	74	-4.74	253	138	H
3	* 2.484	45.82	RMS	32.4	-28.2	50.02	54	-3.98	-	-	253	138	H
4	* 2.485	45.28	RMS	32.4	-28.2	49.48	54	-4.52	-	-	253	138	H

* - indicates frequency in CFR47 Pt 15 / IC RSS-Restricted Band
Pk - Peak detector
RMS - RMS detection

This report shall not be reproduced except in full, without the written approval of UL Verification Services Inc.

HIGH CHANNEL VERTICAL

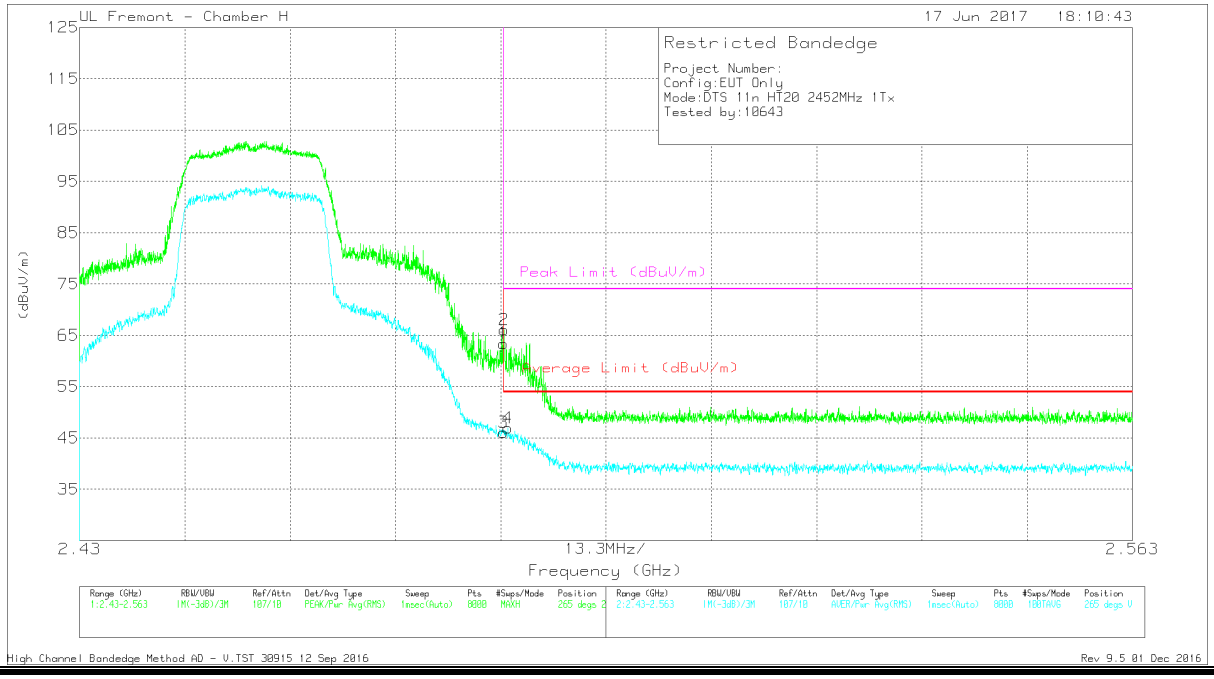

Marker	Frequency (GHz)	Meter Reading (dBuV)	Det	AF T344 (dB/m)	Amp/Cbl/Fltr/Pad (dB)	Corrected Reading (dBuV/m)	Average Limit (dBuV/m)	Margin (dB)	Peak Limit (dBuV/m)	PK Margin (dB)	Azimuth (Degs)	Height (cm)	Polarity
1	* 2.484	59.23	Pk	32.4	-28.2	63.43	-	-	74	-10.57	265	280	V
2	* 2.484	61.88	Pk	32.4	-28.2	66.08	-	-	74	-7.92	265	280	V
3	* 2.484	41.85	RMS	32.4	-28.2	46.05	54	-7.95	-	-	265	280	V
4	* 2.484	42.74	RMS	32.4	-28.2	46.94	54	-7.06	-	-	265	280	V

* - indicates frequency in CFR47 Pt 15 / IC RSS-Restricted Band
Pk - Peak detector
RMS - RMS detection

This report shall not be reproduced except in full, without the written approval of UL Verification Services Inc.

AUTHORIZED BANDEDGE (HIGH CHANNEL, CH 10)

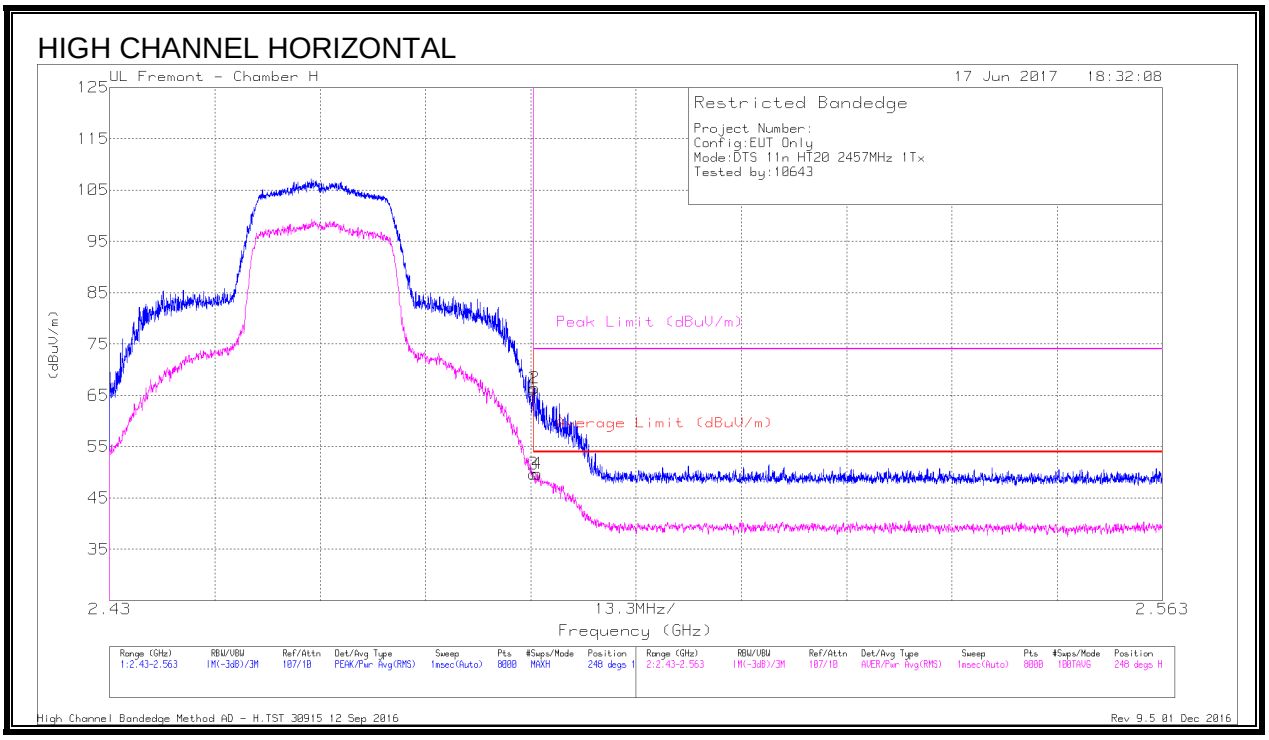

Marker	Frequency (GHz)	Meter Reading (dBuV)	Det	AF T344 (dB/m)	Amp/Cbl/Fltr/Pad (dB)	Corrected Reading (dBuV/m)	Average Limit (dBuV/m)	Margin (dB)	Peak Limit (dBuV/m)	PK Margin (dB)	Azimuth (Degs)	Height (cm)	Polarity
1	* 2.484	61.97	Pk	32.4	-28.2	66.17	-	-	74	-7.83	248	110	H
2	* 2.484	62.21	Pk	32.4	-28.2	66.41	-	-	74	-7.59	248	110	H
3	* 2.484	45.48	RMS	32.4	-28.2	49.68	54	-4.32	-	-	248	110	H
4	* 2.484	45.52	RMS	32.4	-28.2	49.72	54	-4.28	-	-	248	110	H

* - indicates frequency in CFR47 Pt 15 / IC RSS-Restricted Band
Pk - Peak detector
RMS - RMS detection

This report shall not be reproduced except in full, without the written approval of UL Verification Services Inc.

HIGH CHANNEL VERTICAL

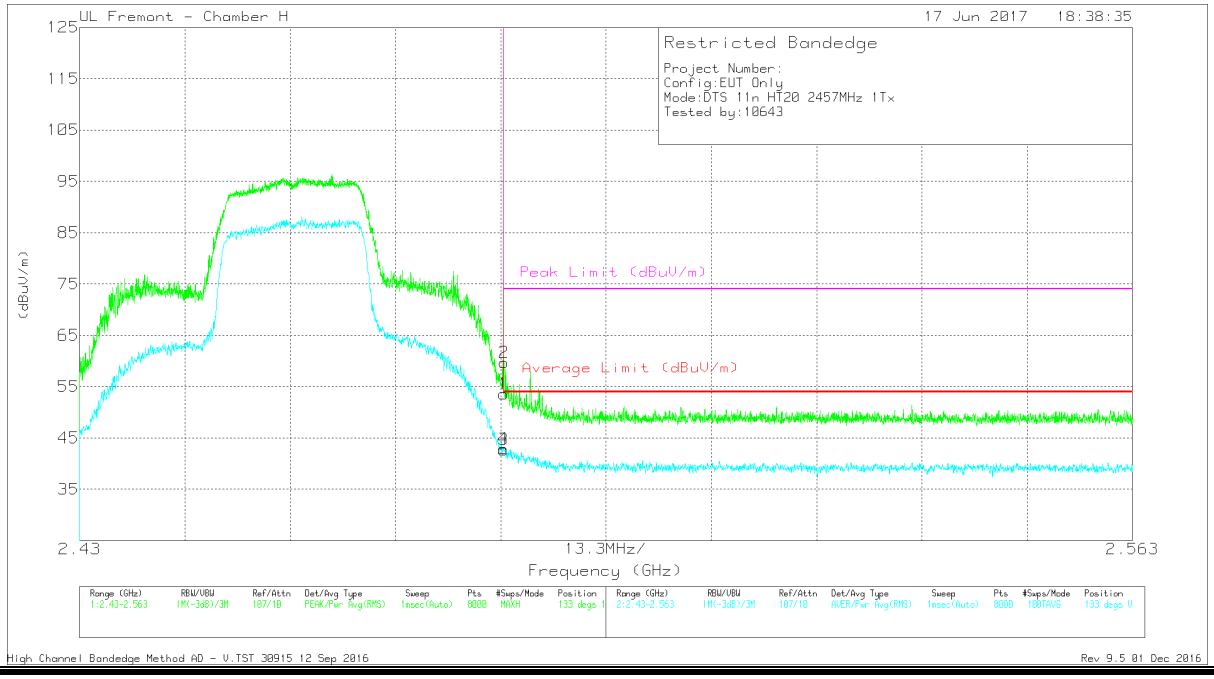

Marker	Frequency (GHz)	Meter Reading (dBuV)	Det	AF T344 (dB/m)	Amp/Cbl/Fltr/Pad (dB)	Corrected Reading (dBuV/m)	Average Limit (dBuV/m)	Margin (dB)	Peak Limit (dBuV/m)	PK Margin (dB)	Azimuth (Degs)	Height (cm)	Polarity
1	* 2.484	49.35	Pk	32.4	-28.2	53.55	-	-	74	-20.45	133	124	V
2	* 2.484	55.51	Pk	32.4	-28.2	59.71	-	-	74	-14.29	133	124	V
3	* 2.484	38.52	RMS	32.4	-28.2	42.72	54	-11.28	-	-	133	124	V
4	* 2.484	38.71	RMS	32.4	-28.2	42.91	54	-11.09	-	-	133	124	V

* - indicates frequency in CFR47 Pt 15 / IC RSS-Restricted Band
Pk - Peak detector
RMS - RMS detection

This report shall not be reproduced except in full, without the written approval of UL Verification Services Inc.

AUTHORIZED BANDEDGE (HIGH CHANNEL, CH 11)

HIGH CHANNEL HORIZONTAL

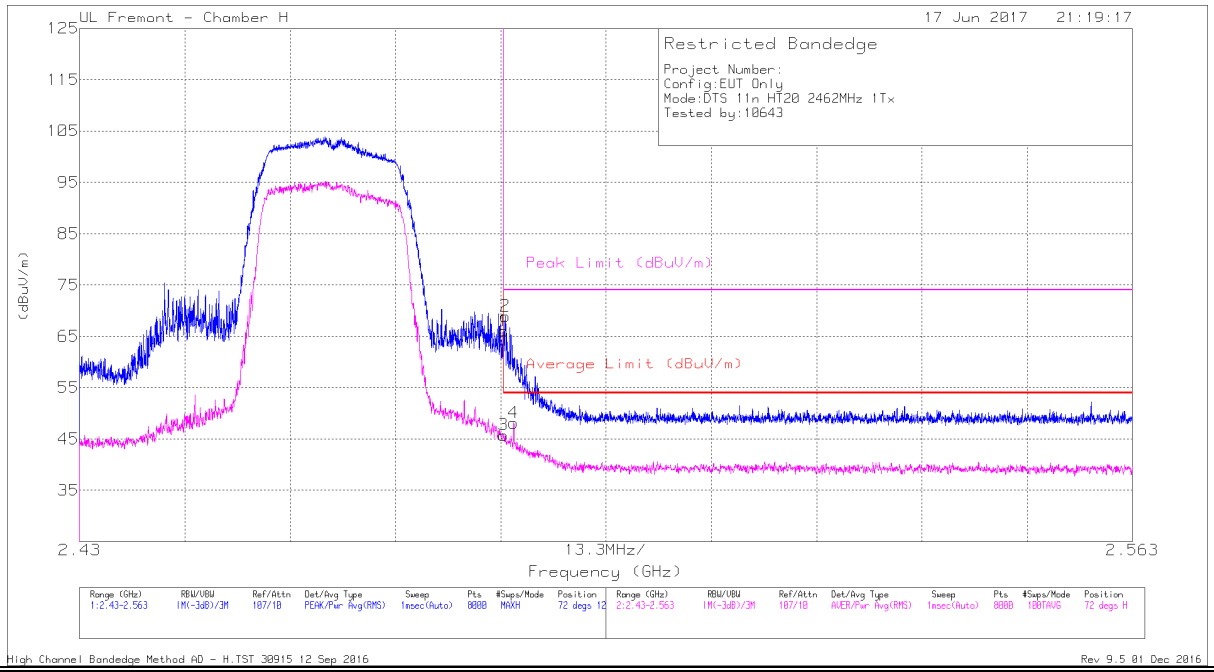

Marker	Frequency (GHz)	Meter Reading (dBuV)	Det	AF T344 (dB/m)	Amp/Cbl/Fltr/Pad (dB)	Corrected Reading (dBuV/m)	Average Limit (dBuV/m)	Margin (dB)	Peak Limit (dBuV/m)	PK Margin (dB)	Azimuth (Degs)	Height (cm)	Polarity
1	* 2.484	61.87	Pk	32.4	-28.2	66.07	-	-	74	-7.93	72	123	H
2	* 2.484	64.74	Pk	32.4	-28.2	68.94	-	-	74	-5.06	72	123	H
3	* 2.484	41.58	RMS	32.4	-28.2	45.78	54	-8.22	-	-	72	123	H
4	* 2.485	43.93	RMS	32.4	-28.2	48.13	54	-5.87	-	-	72	123	H

* - indicates frequency in CFR47 Pt 15 / IC RSS-Restricted Band
Pk - Peak detector
RMS - RMS detection

This report shall not be reproduced except in full, without the written approval of UL Verification Services Inc.

HIGH CHANNEL VERTICAL

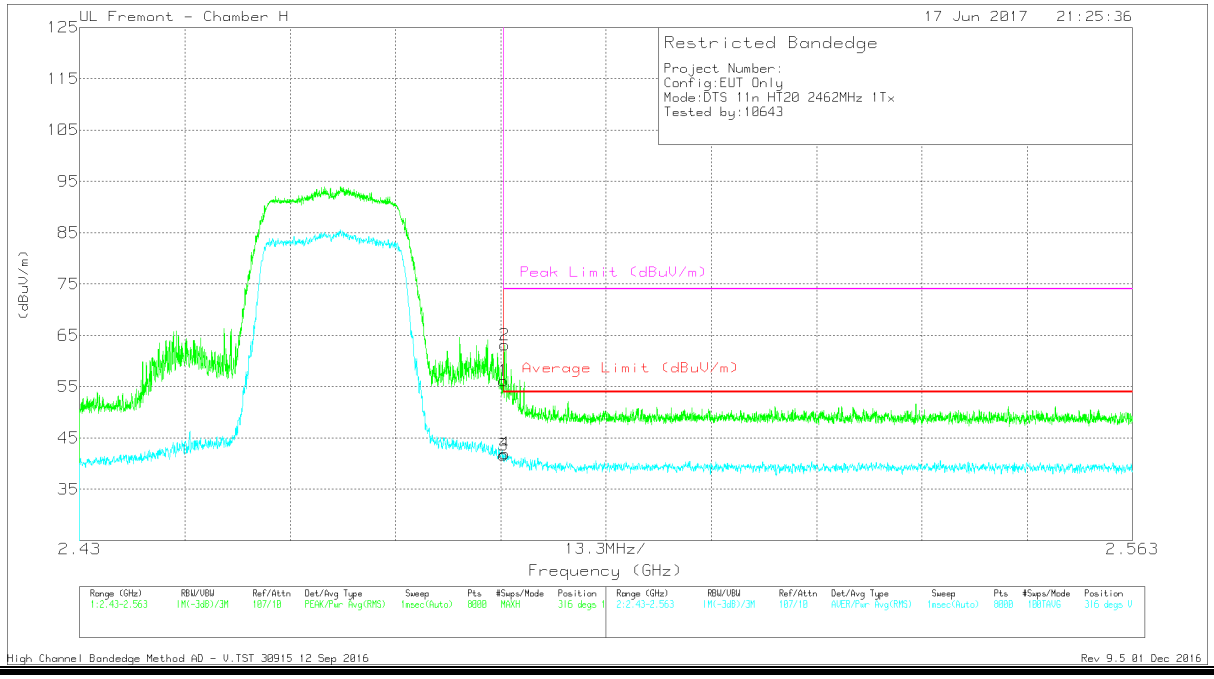

Marker	Frequency (GHz)	Meter Reading (dBuV)	Det	AF T344 (dB/m)	Amp/Cbl/Fltr/Pad (dB)	Corrected Reading (dBuV/m)	Average Limit (dBuV/m)	Margin (dB)	Peak Limit (dBuV/m)	PK Margin (dB)	Azimuth (Degs)	Height (cm)	Polarity
1	* 2.484	51.92	Pk	32.4	-28.2	56.12	-	-	74	-17.88	316	118	V
2	* 2.484	58.91	Pk	32.4	-28.2	63.11	-	-	74	-10.89	316	118	V
3	* 2.484	37.45	RMS	32.4	-28.2	41.65	54	-12.35	-	-	316	118	V
4	* 2.484	37.74	RMS	32.4	-28.2	41.94	54	-12.06	-	-	316	118	V

* - indicates frequency in CFR47 Pt 15 / IC RSS-Restricted Band
Pk - Peak detector
RMS - RMS detection

This report shall not be reproduced except in full, without the written approval of UL Verification Services Inc.

AUTHORIZED BANDEDGE (HIGH CHANNEL, CH 12)

HIGH CHANNEL HORIZONTAL

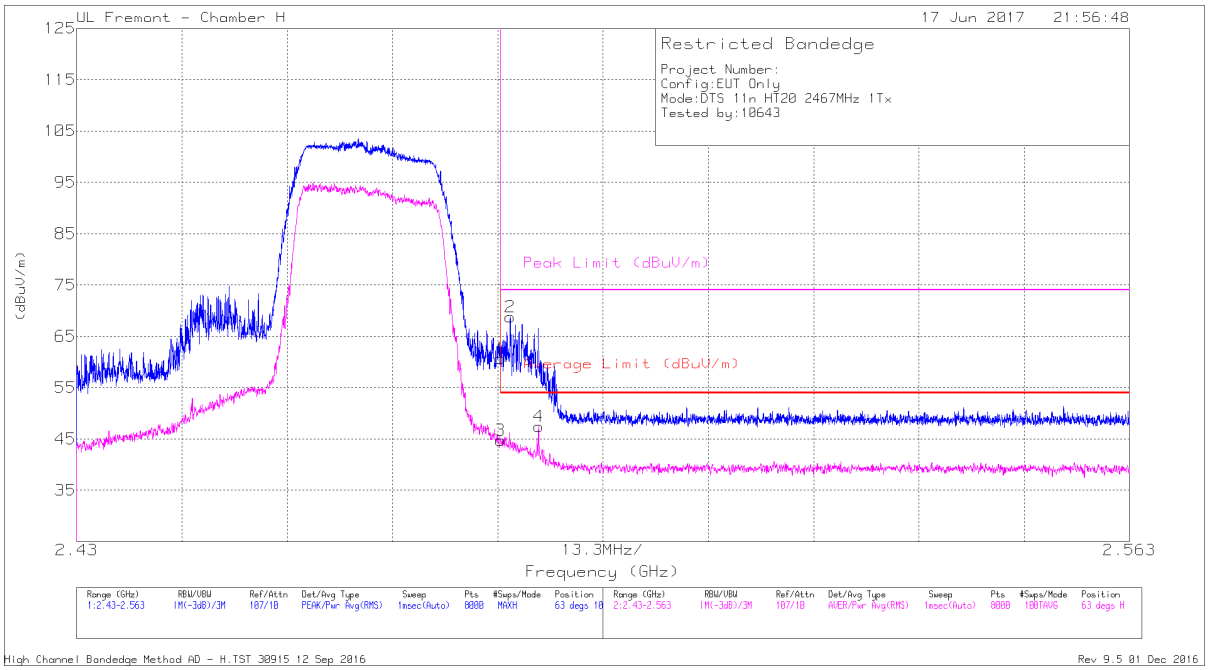

Marker	Frequency (GHz)	Meter Reading (dBuV)	Det	AF T344 (dB/m)	Amp/Cbl/Fltr/Pad (dB)	Corrected Reading (dBuV/m)	Average Limit (dBuV/m)	Margin (dB)	Peak Limit (dBuV/m)	PK Margin (dB)	Azimuth (Degs)	Height (cm)	Polarity
1	* 2.484	56.45	Pk	32.4	-28.2	60.65	-	-	74	-13.35	63	103	H
2	* 2.485	64.6	Pk	32.4	-28.2	68.8	-	-	74	-5.2	63	103	H
3	* 2.484	40.53	RMS	32.4	-28.2	44.73	54	-9.27	-	-	63	103	H
4	* 2.488	43.15	RMS	32.4	-28.1	47.45	54	-6.55	-	-	63	103	H

* - indicates frequency in CFR47 Pt 15 / IC RSS-Restricted Band
Pk - Peak detector
RMS - RMS detection

This report shall not be reproduced except in full, without the written approval of UL Verification Services Inc.

HIGH CHANNEL VERTICAL

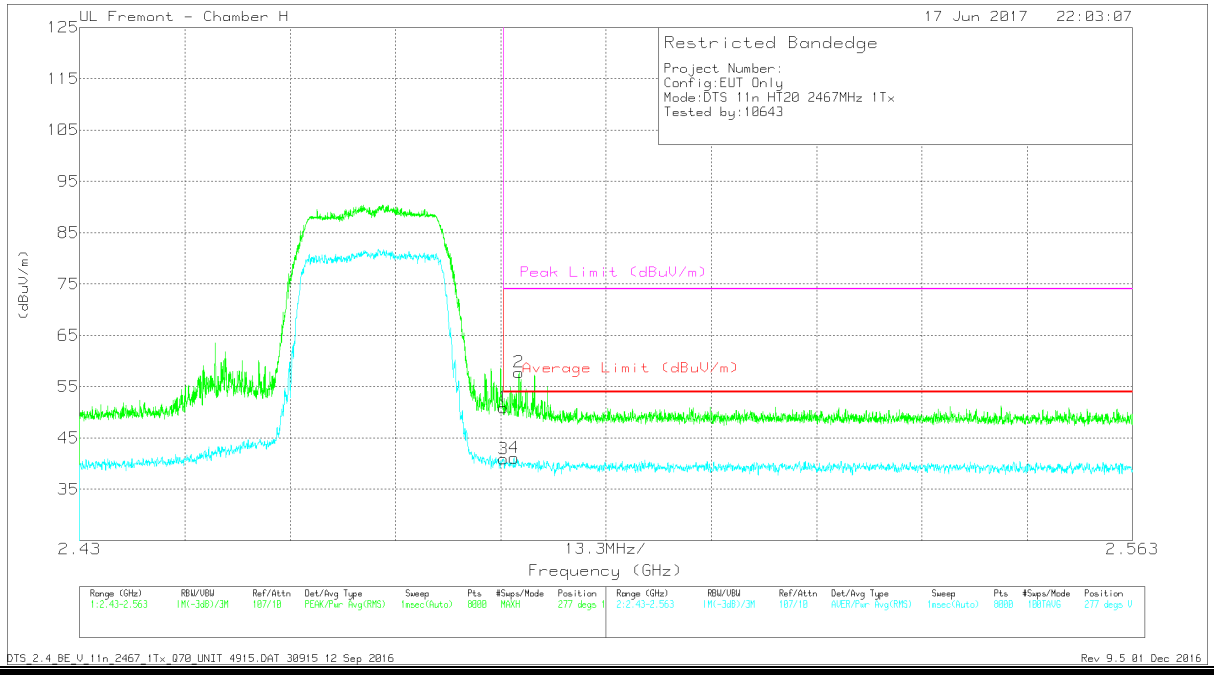

Marker	Frequency (GHz)	Meter Reading (dBuV)	Det	AF T344 (dB/m)	Amp/Cbl/Fltr/Pad (dB)	Corrected Reading (dBuV/m)	Average Limit (dBuV/m)	Margin (dB)	Peak Limit (dBuV/m)	PK Margin (dB)	Azimuth (Degs)	Height (cm)	Polarity
1	* 2.484	46.73	Pk	32.4	-28.2	50.93	-	-	74	-23.07	277	101	V
2	* 2.485	53.6	Pk	32.4	-28.2	57.8	-	-	74	-16.2	277	101	V
3	* 2.484	36.73	RMS	32.4	-28.2	40.93	54	-13.07	-	-	277	101	V
4	* 2.485	36.93	RMS	32.4	-28.2	41.13	54	-12.87	-	-	277	101	V

* - indicates frequency in CFR47 Pt 15 / IC RSS-Restricted Band
Pk - Peak detector
RMS - RMS detection

This report shall not be reproduced except in full, without the written approval of UL Verification Services Inc.

AUTHORIZED BANDEDGE (HIGH CHANNEL, CH 13)

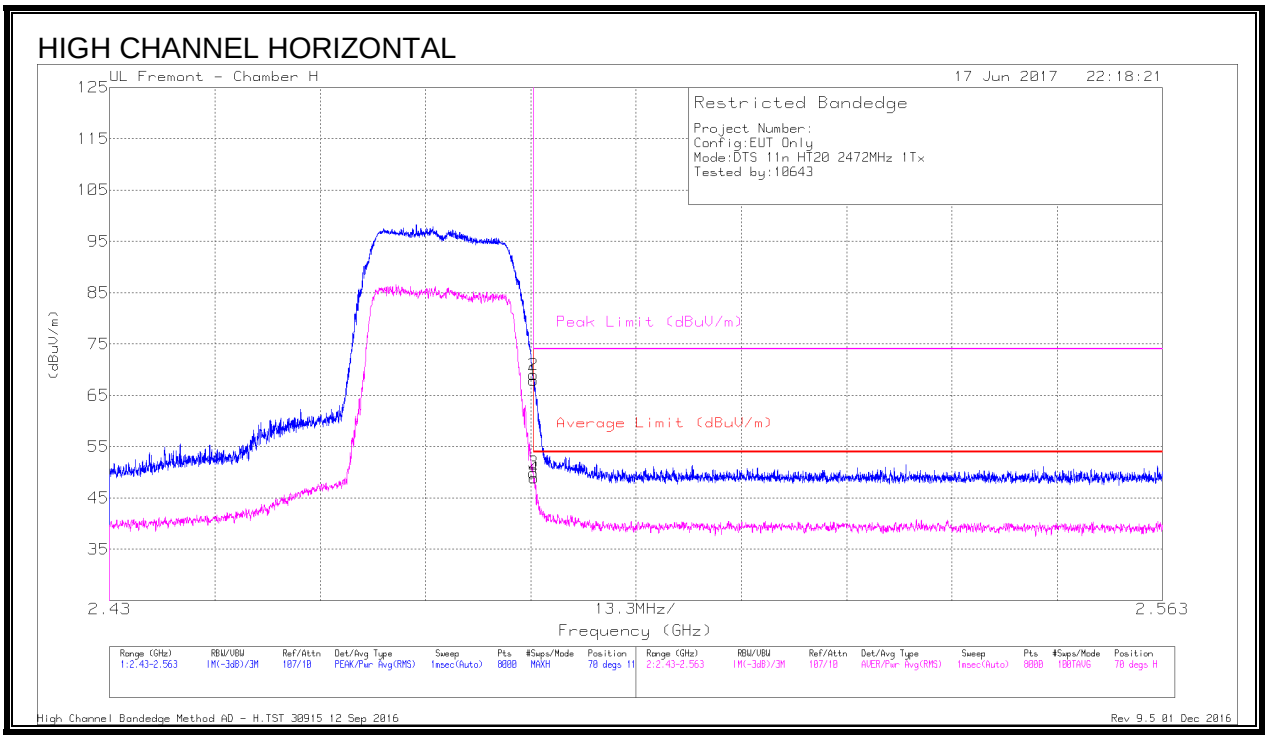

Marker	Frequency (GHz)	Meter Reading (dBuV)	Det	AF T344 (dB/m)	Amp/Cbl/Fltr/Pad (dB)	Corrected Reading (dBuV/m)	Average Limit (dBuV/m)	Margin (dB)	Peak Limit (dBuV/m)	PK Margin (dB)	Azimuth (Degs)	Height (cm)	Polarity
1	* 2.484	63.69	Pk	32.4	-28.2	67.89	-	-	74	-6.11	70	114	H
2	* 2.484	64.83	Pk	32.4	-28.2	69.03	-	-	74	-4.97	70	114	H
3	* 2.484	45.74	RMS	32.4	-28.2	49.94	54	-4.06	-	-	70	114	H
4	* 2.484	44.71	RMS	32.4	-28.2	48.91	54	-5.09	-	-	70	114	H

* - indicates frequency in CFR47 Pt 15 / IC RSS-Restricted Band
Pk - Peak detector
RMS - RMS detection

This report shall not be reproduced except in full, without the written approval of UL Verification Services Inc.

HIGH CHANNEL VERTICAL

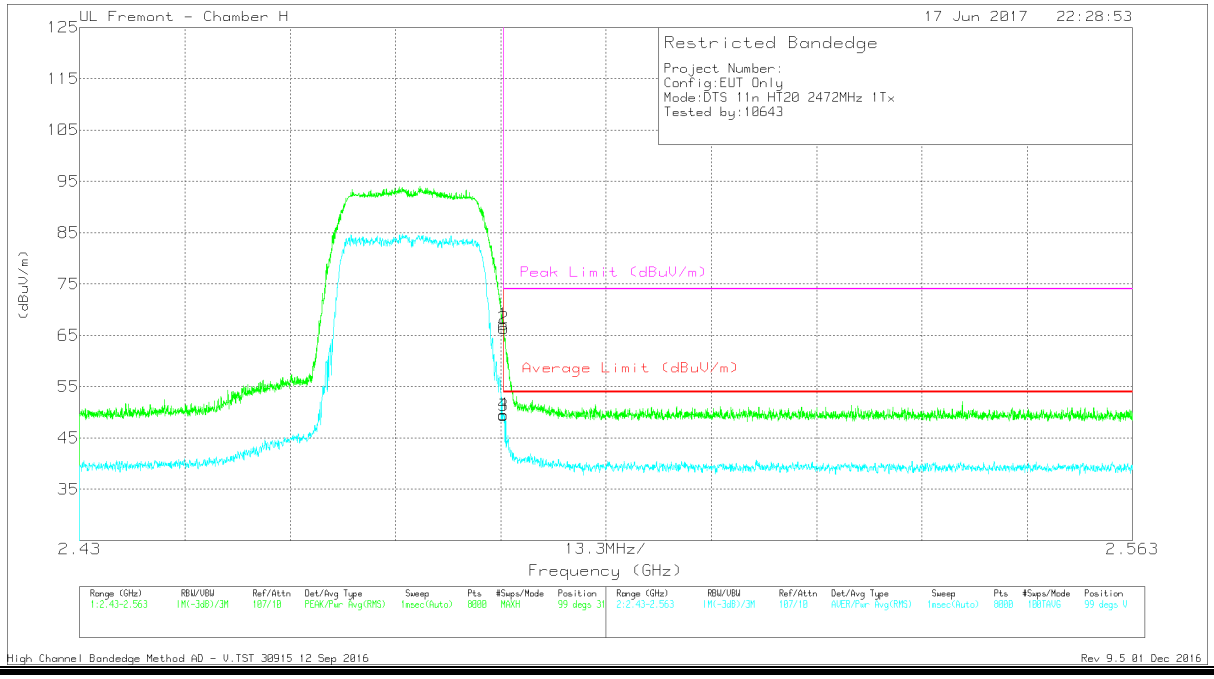

Marker	Frequency (GHz)	Meter Reading (dBuV)	Det	AF T344 (dB/m)	Amp/Cbl/Fltr/Pad (dB)	Corrected Reading (dBuV/m)	Average Limit (dBuV/m)	Margin (dB)	Peak Limit (dBuV/m)	PK Margin (dB)	Azimuth (Degs)	Height (cm)	Polarity
1	* 2.484	62.92	Pk	32.4	-28.2	67.12	-	-	74	-6.88	99	317	V
2	* 2.484	62.2	Pk	32.4	-28.2	66.4	-	-	74	-7.6	99	317	V
3	* 2.484	45.2	RMS	32.4	-28.2	49.4	54	-4.6	-	-	99	317	V
4	* 2.484	45.37	RMS	32.4	-28.2	49.57	54	-4.43	-	-	99	317	V

* - indicates frequency in CFR47 Pt 15 / IC RSS-Restricted Band
Pk - Peak detector
RMS - RMS detection

This report shall not be reproduced except in full, without the written approval of UL Verification Services Inc.

9.2.5. 11n HT20 2TX CDD MIMO MODE IN THE 2.4GHz BAND

AUTHORIZED BANDEDGE (LOW CHANNEL, CH 1)

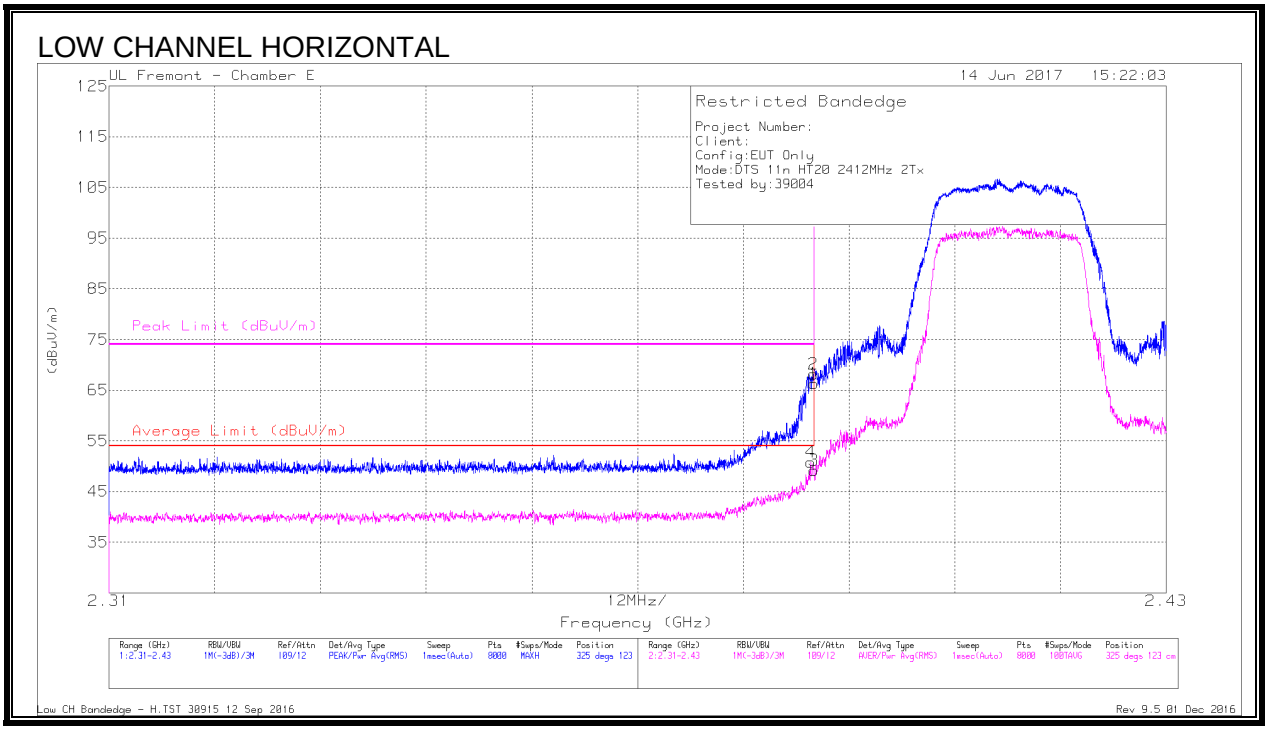

Marker	Frequency (GHz)	Meter Reading (dBuV)	Det	AF T136 (dB/m)	Amp/Cbl/Fltr/Pad (dB)	Corrected Reading (dBuV/m)	Average Limit (dBuV/m)	Margin (dB)	Peak Limit (dBuV/m)	PK Margin (dB)	Azimuth (Degs)	Height (cm)	Polarity
1	* 2.39	53.83	Pk	32.2	-19.7	66.33	-	-	74	-7.67	325	123	H
2	* 2.39	55.63	Pk	32.2	-19.7	68.13	-	-	74	-5.87	325	123	H
3	* 2.39	36.67	RMS	32.2	-19.7	49.17	54	-4.83	-	-	325	123	H
4	* 2.39	38.28	RMS	32.2	-19.7	50.78	54	-3.22	-	-	325	123	H

* - indicates frequency in CFR47 Pt 15 / IC RSS-Restricted Band
Pk - Peak detector
RMS - RMS detection

This report shall not be reproduced except in full, without the written approval of UL Verification Services Inc.

LOW CHANNEL VERTICAL

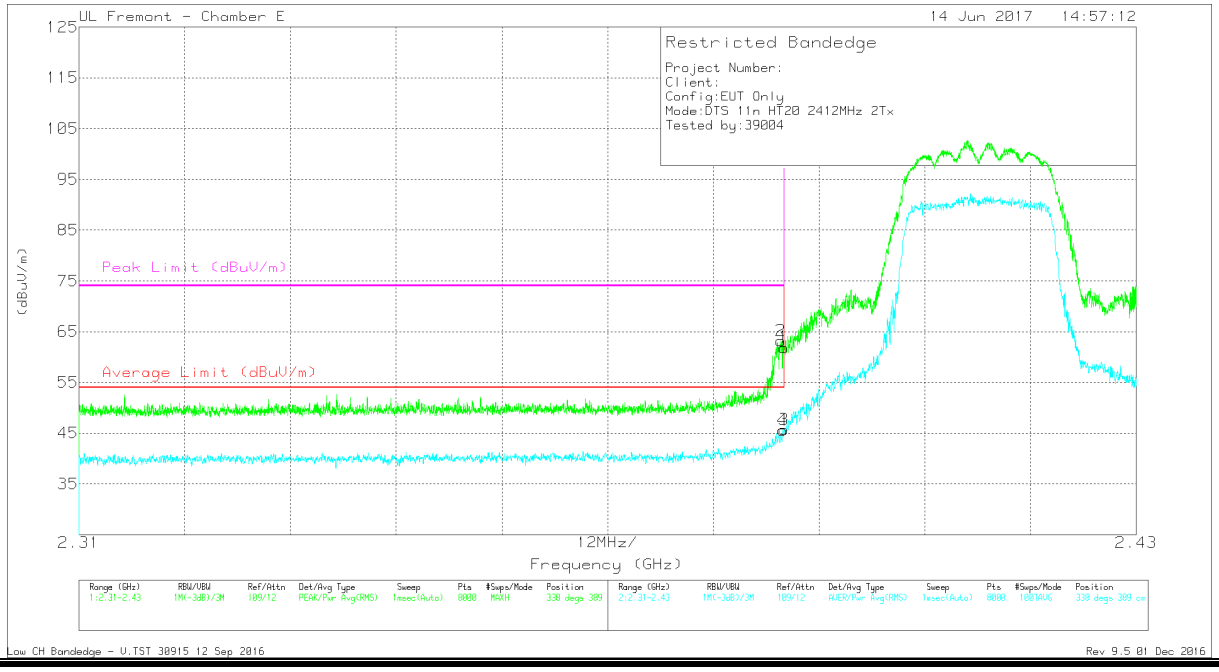

Marker	Frequency (GHz)	Meter Reading (dBuV)	Det	AF T136 (dB/m)	Amp/Cbl/Fltr/Pad (dB)	Corrected Reading (dBuV/m)	Average Limit (dBuV/m)	Margin (dB)	Peak Limit (dBuV/m)	PK Margin (dB)	Azimuth (Degs)	Height (cm)	Polarity
1	* 2.39	49.4	Pk	32.2	-19.7	61.9	-	-	74	-12.1	338	389	V
2	* 2.39	50.71	Pk	32.2	-19.7	63.21	-	-	74	-10.79	338	389	V
3	* 2.39	33.19	RMS	32.2	-19.7	45.69	54	-8.31	-	-	338	389	V
4	* 2.39	33.05	RMS	32.2	-19.7	45.55	54	-8.45	-	-	338	389	V

* - indicates frequency in CFR47 Pt 15 / IC RSS-Restricted Band
Pk - Peak detector
RMS - RMS detection

This report shall not be reproduced except in full, without the written approval of UL Verification Services Inc.

AUTHORIZED BANDEDGE (LOW CHANNEL, CH 2)

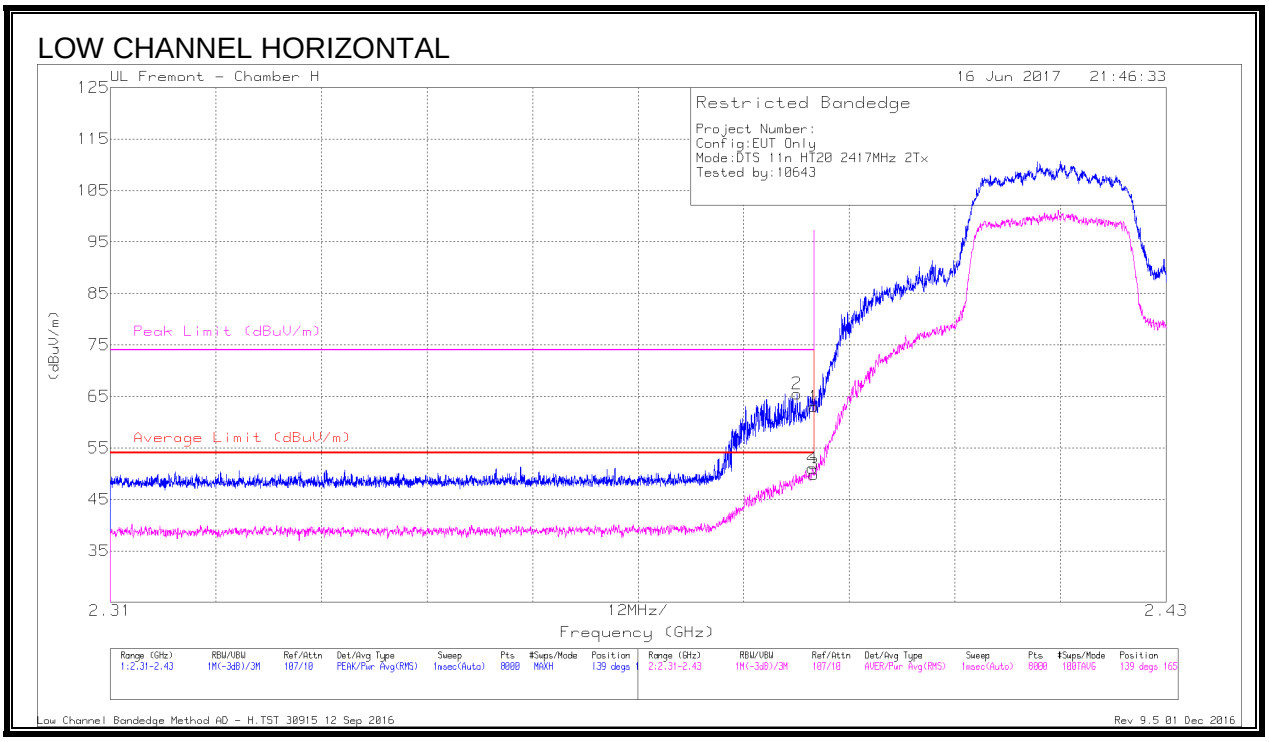

Marker	Frequency (GHz)	Meter Reading (dBuV)	Det	AF T344 (dB/m)	Amp/Cbl/Fltr/Pad (dB)	Corrected Reading (dBuV/m)	Average Limit (dBuV/m)	Margin (dB)	Peak Limit (dBuV/m)	PK Margin (dB)	Azimuth (Degs)	Height (cm)	Polarity
1	* 2.39	58.82	Pk	32.3	-28.1	63.02	-	-	74	-10.98	139	165	H
2	* 2.388	61.31	Pk	32.3	-28.1	65.51	-	-	74	-8.49	139	165	H
3	* 2.39	45.7	RMS	32.3	-28.1	49.9	54	-4.1	-	-	139	165	H
4	* 2.39	46.84	RMS	32.3	-28.1	51.04	54	-2.96	-	-	139	165	H

* - indicates frequency in CFR47 Pt 15 / IC RSS-Restricted Band
Pk - Peak detector
RMS - RMS detection

This report shall not be reproduced except in full, without the written approval of UL Verification Services Inc.

LOW CHANNEL VERTICAL

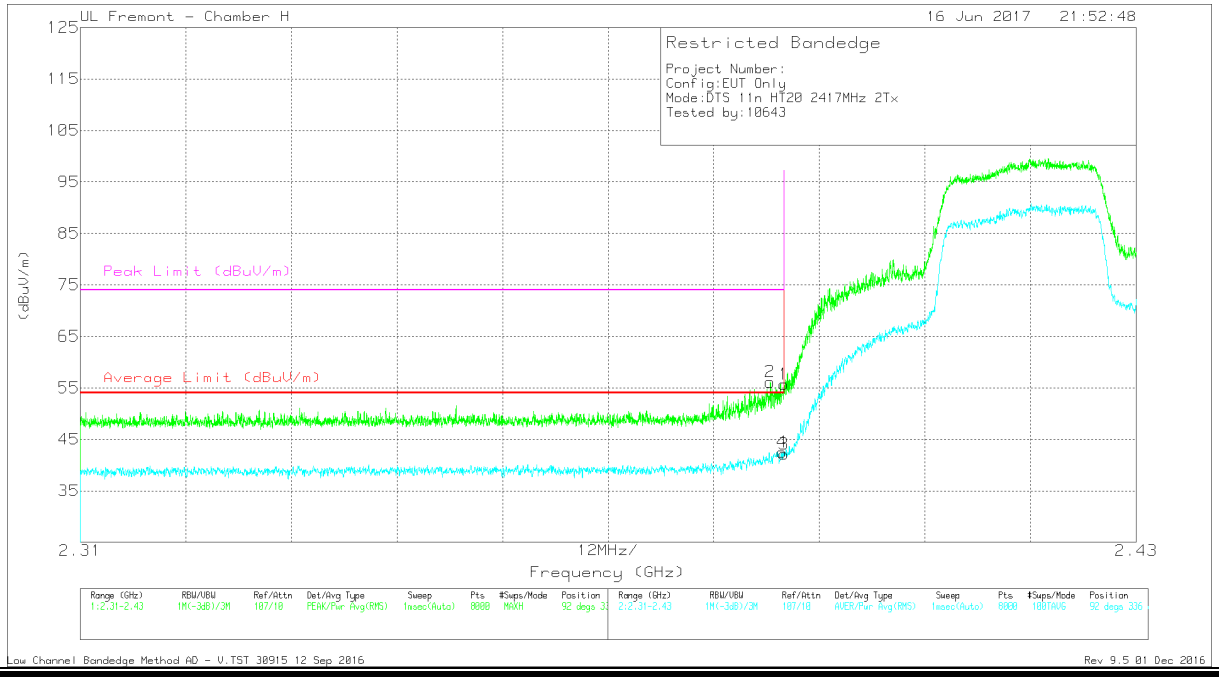

Marker	Frequency (GHz)	Meter Reading (dBuV)	Det	AF T344 (dB/m)	Amp/Cbl/Fltr/Pad (dB)	Corrected Reading (dBuV/m)	Average Limit (dBuV/m)	Margin (dB)	Peak Limit (dBuV/m)	PK Margin (dB)	Azimuth (Degs)	Height (cm)	Polarity
1	* 2.39	51.5	Pk	32.3	-28.1	55.7	-	-	74	-18.3	92	336	V
2	* 2.388	51.94	Pk	32.3	-28.1	56.14	-	-	74	-17.86	92	336	V
3	* 2.39	37.93	RMS	32.3	-28.1	42.13	54	-11.87	-	-	92	336	V
4	* 2.39	38.31	RMS	32.3	-28.1	42.51	54	-11.49	-	-	92	336	V

* - indicates frequency in CFR47 Pt 15 / IC RSS-Restricted Band
Pk - Peak detector
RMS - RMS detection

This report shall not be reproduced except in full, without the written approval of UL Verification Services Inc.

AUTHORIZED BANDEDGE (HIGH CHANNEL, CH 9)

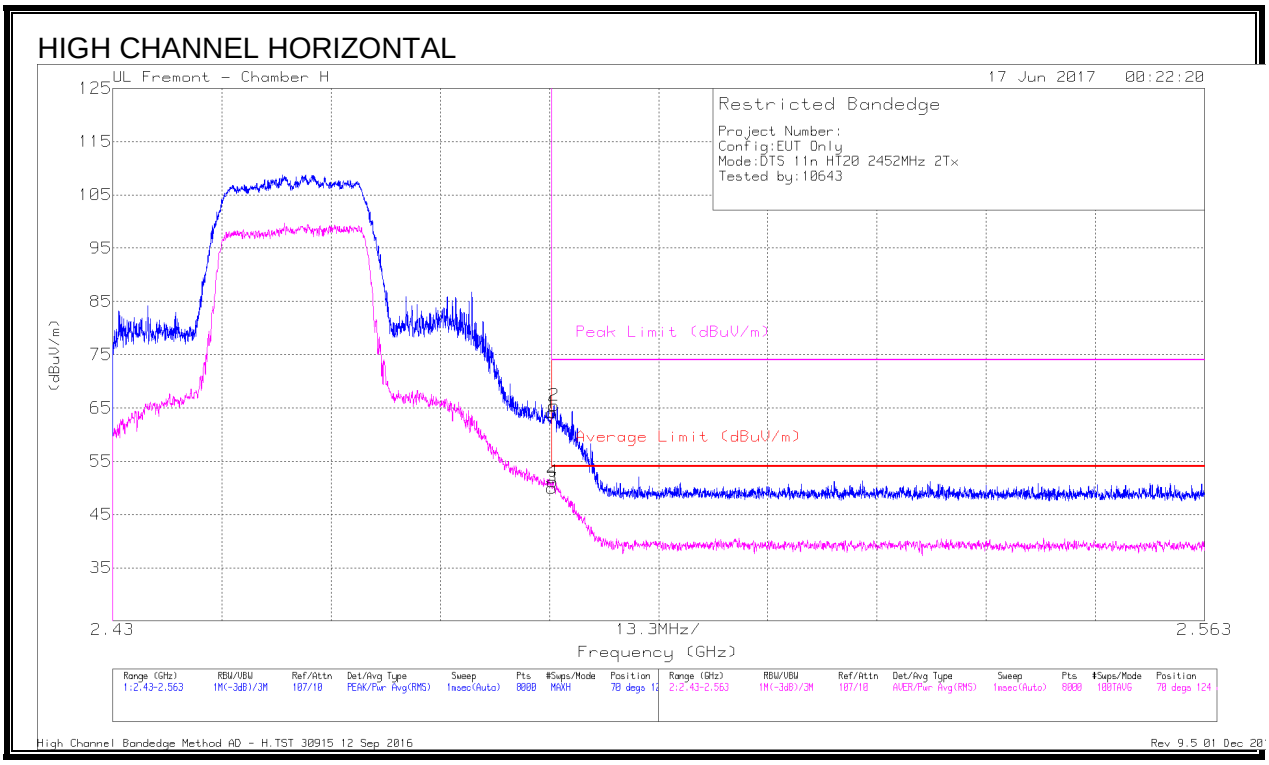

Marker	Frequency (GHz)	Meter Reading (dBuV)	Det	AF T344 (dB/m)	Amp/Cbl/Fltr/Pad (dB)	Corrected Reading (dBuV/m)	Average Limit (dBuV/m)	Margin (dB)	Peak Limit (dBuV/m)	PK Margin (dB)	Azimuth (Degs)	Height (cm)	Polarity
1	* 2.484	59.91	Pk	32.4	-28.2	64.11	-	-	74	-9.89	70	124	H
2	* 2.484	61.28	Pk	32.4	-28.2	65.48	-	-	74	-8.52	70	124	H
3	* 2.484	45.77	RMS	32.4	-28.2	49.97	54	-4.03	-	-	70	124	H
4	* 2.484	46.95	RMS	32.4	-28.2	51.15	54	-2.85	-	-	70	124	H

* - indicates frequency in CFR47 Pt 15 / IC RSS-Restricted Band
Pk - Peak detector
RMS - RMS detection

This report shall not be reproduced except in full, without the written approval of UL Verification Services Inc.

HIGH CHANNEL VERTICAL

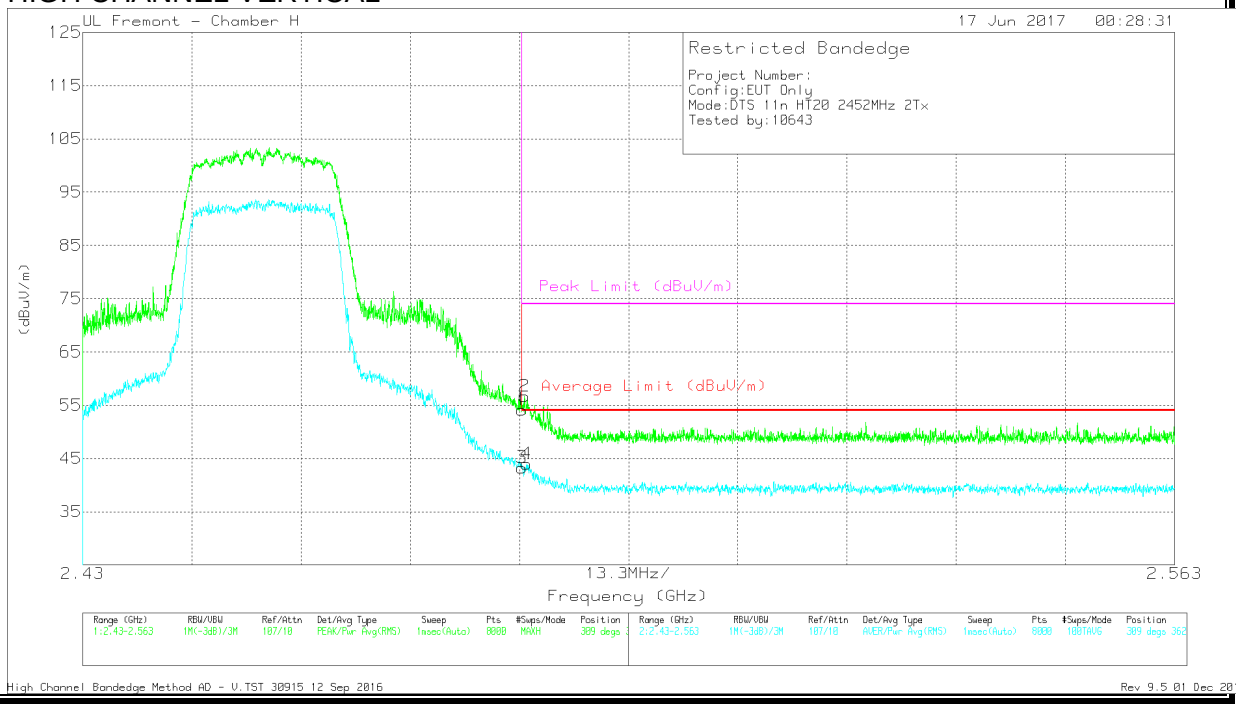

Marker	Frequency (GHz)	Meter Reading (dBuV)	Det	AF T344 (dB/m)	Amp/Cbl/Fltr/Pad (dB)	Corrected Reading (dBuV/m)	Average Limit (dBuV/m)	Margin (dB)	Peak Limit (dBuV/m)	PK Margin (dB)	Azimuth (Degs)	Height (cm)	Polarity
1	* 2.484	49.93	Pk	32.4	-28.2	54.13	-	-	74	-19.87	309	362	V
2	* 2.484	52.49	Pk	32.4	-28.2	56.69	-	-	74	-17.31	309	362	V
3	* 2.484	39.07	RMS	32.4	-28.2	43.27	54	-10.73	-	-	309	362	V
4	* 2.484	39.78	RMS	32.4	-28.2	43.98	54	-10.02	-	-	309	362	V

* - indicates frequency in CFR47 Pt 15 / IC RSS-Restricted Band
Pk - Peak detector
RMS - RMS detection

This report shall not be reproduced except in full, without the written approval of UL Verification Services Inc.

AUTHORIZED BANDEDGE (HIGH CHANNEL, CH 10)

HIGH CHANNEL HORIZONTAL

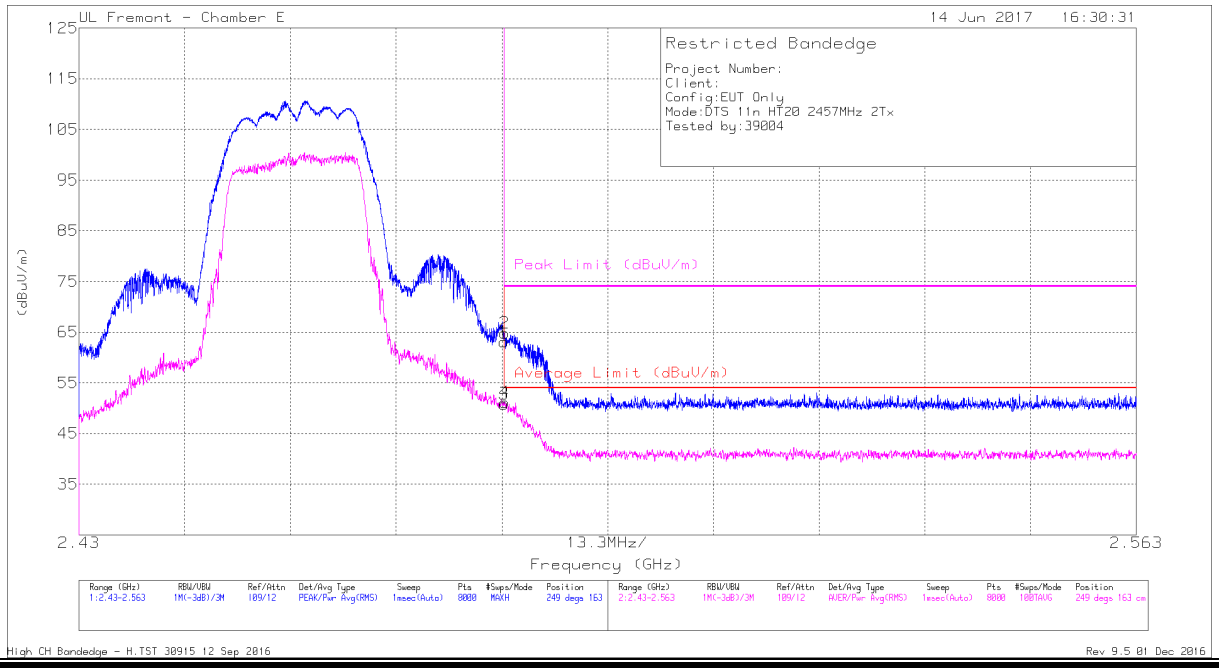

Marker	Frequency (GHz)	Meter Reading (dBuV)	Det	AF T136 (dB/m)	Amp/Cbl/Fltr/Pad (dB)	Corrected Reading (dBuV/m)	Average Limit (dBuV/m)	Margin (dB)	Peak Limit (dBuV/m)	PK Margin (dB)	Azimuth (Degs)	Height (cm)	Polarity
1	* 2.484	50.07	Pk	32.7	-19.7	63.07	-	-	74	-10.93	249	163	H
2	* 2.484	51.81	Pk	32.7	-19.7	64.81	-	-	74	-9.19	249	163	H
3	* 2.484	37.85	RMS	32.7	-19.7	50.85	54	-3.15	-	-	249	163	H
4	* 2.484	38.11	RMS	32.7	-19.7	51.11	54	-2.89	-	-	249	163	H

* - indicates frequency in CFR47 Pt 15 / IC RSS-Restricted Band
Pk - Peak detector
RMS - RMS detection

This report shall not be reproduced except in full, without the written approval of UL Verification Services Inc.

HIGH CHANNEL VERTICAL

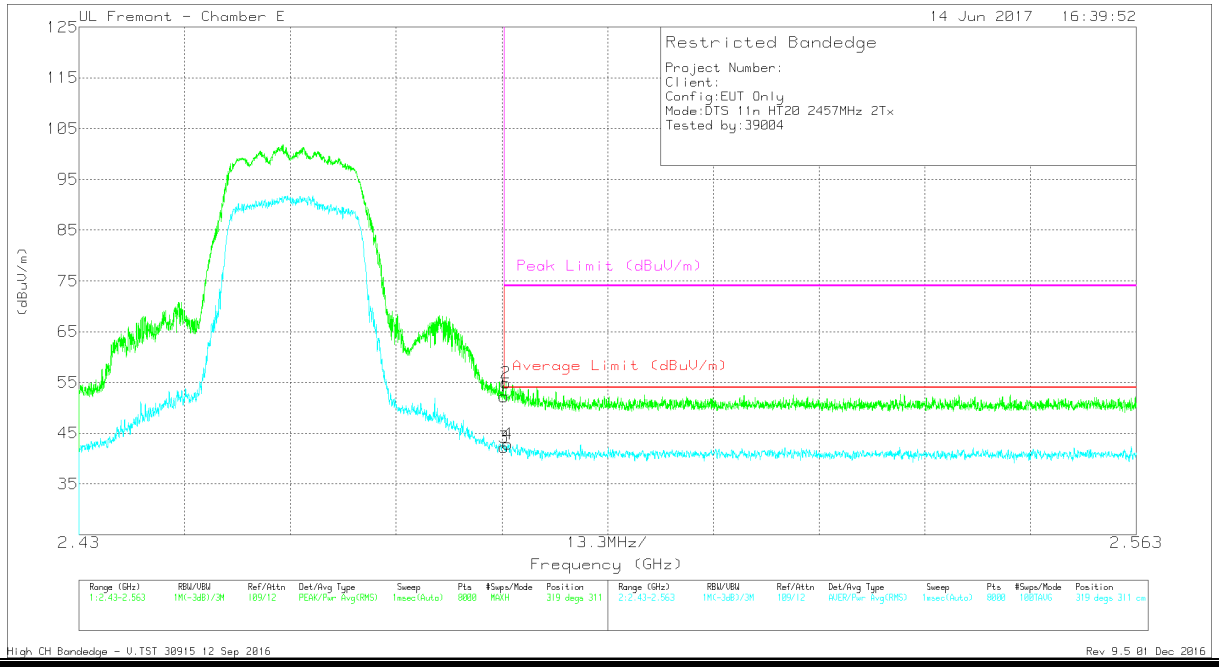

Marker	Frequency (GHz)	Meter Reading (dBuV)	Det	AF T136 (dB/m)	Amp/Cbl/Fltr/Pad (dB)	Corrected Reading (dBuV/m)	Average Limit (dBuV/m)	Margin (dB)	Peak Limit (dBuV/m)	PK Margin (dB)	Azimuth (Degs)	Height (cm)	Polarity
1	* 2.484	39.22	Pk	32.7	-19.7	52.22	-	-	74	-21.78	319	311	V
2	* 2.484	41.91	Pk	32.7	-19.7	54.91	-	-	74	-19.09	319	311	V
3	* 2.484	29.22	RMS	32.7	-19.7	42.22	54	-11.78	-	-	319	311	V
4	* 2.484	29.82	RMS	32.7	-19.7	42.82	54	-11.18	-	-	319	311	V

* - indicates frequency in CFR47 Pt 15 / IC RSS-Restricted Band
Pk - Peak detector
RMS - RMS detection

This report shall not be reproduced except in full, without the written approval of UL Verification Services Inc.

AUTHORIZED BANDEDGE (HIGH CHANNEL, CH 11)

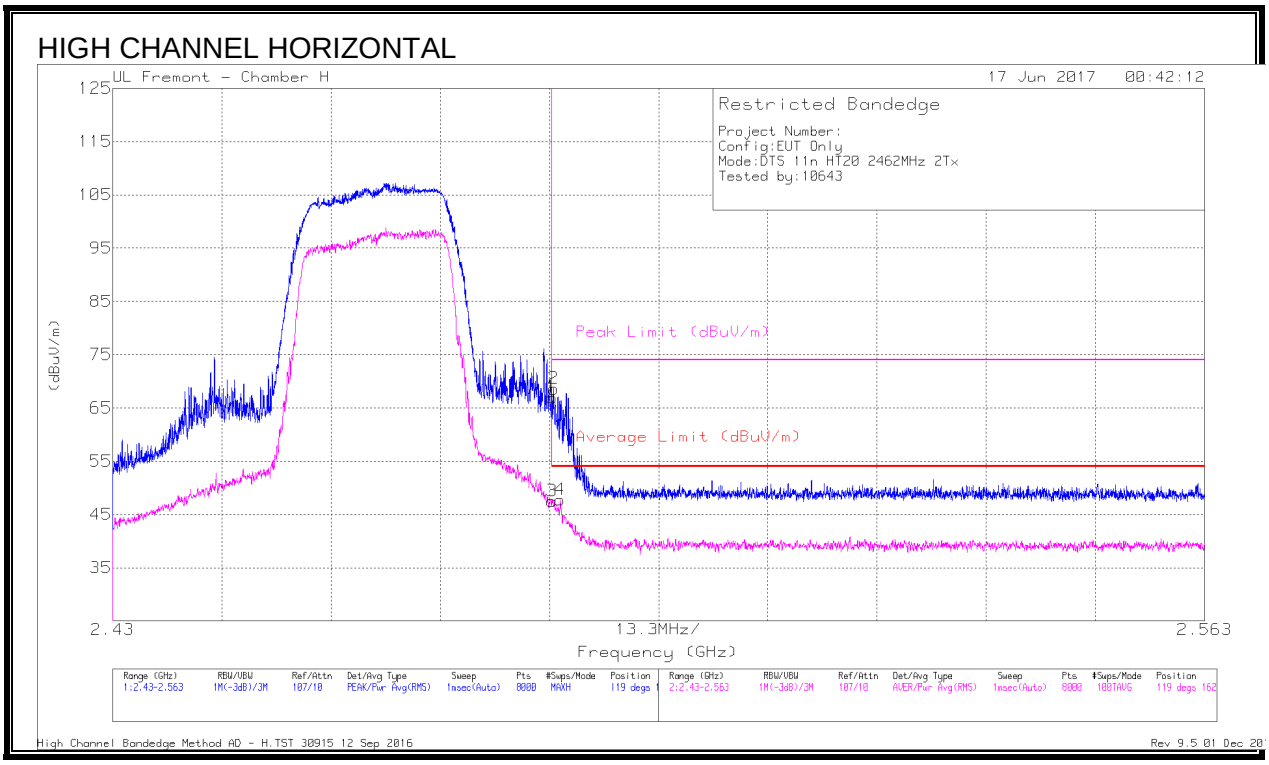

Marker	Frequency (GHz)	Meter Reading (dBuV)	Det	AF T344 (dB/m)	Amp/Cbl/Fltr/Pad (dB)	Corrected Reading (dBuV/m)	Average Limit (dBuV/m)	Margin (dB)	Peak Limit (dBuV/m)	PK Margin (dB)	Azimuth (Degs)	Height (cm)	Polarity
1	* 2.484	62.77	Pk	32.4	-28.2	66.97	-	-	74	-7.03	119	162	H
2	* 2.484	64.41	Pk	32.4	-28.2	68.61	-	-	74	-5.39	119	162	H
3	* 2.484	43.31	RMS	32.4	-28.2	47.51	54	-6.49	-	-	119	162	H
4	* 2.485	43.57	RMS	32.4	-28.2	47.77	54	-6.23	-	-	119	162	H

* - indicates frequency in CFR47 Pt 15 / IC RSS-Restricted Band
Pk - Peak detector
RMS - RMS detection

This report shall not be reproduced except in full, without the written approval of UL Verification Services Inc.

HIGH CHANNEL VERTICAL

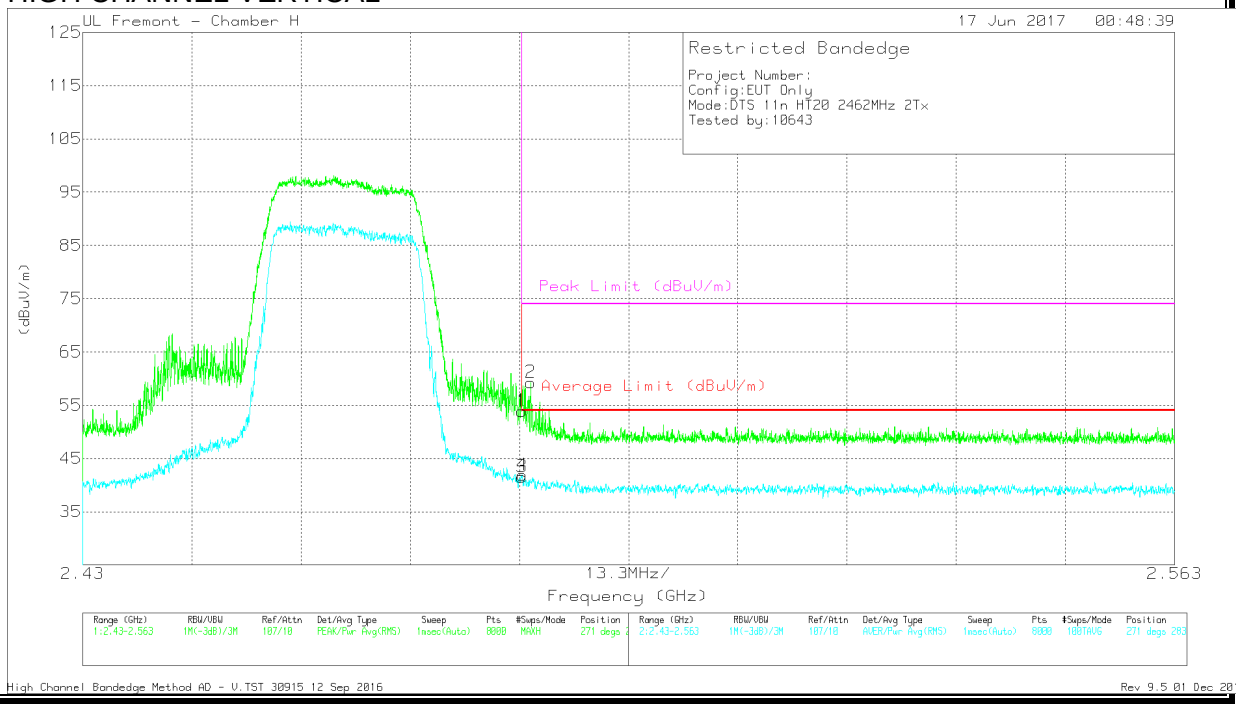

Marker	Frequency (GHz)	Meter Reading (dBuV)	Det	AF T344 (dB/m)	Amp/Cbl/Fltr/Pad (dB)	Corrected Reading (dBuV/m)	Average Limit (dBuV/m)	Margin (dB)	Peak Limit (dBuV/m)	PK Margin (dB)	Azimuth (Degs)	Height (cm)	Polarity
1	* 2.484	49.7	Pk	32.4	-28.2	53.9	-	-	74	-20.1	271	283	V
3	* 2.484	37.36	RMS	32.4	-28.2	41.56	54	-12.44	-	-	271	283	V
4	* 2.484	37.68	RMS	32.4	-28.2	41.88	54	-12.12	-	-	271	283	V
2	* 2.485	55.07	Pk	32.4	-28.2	59.27	-	-	74	-14.73	271	283	V

* - indicates frequency in CFR47 Pt 15 / IC RSS-Restricted Band
Pk - Peak detector
RMS - RMS detection

This report shall not be reproduced except in full, without the written approval of UL Verification Services Inc.

AUTHORIZED BANDEDGE (HIGH CHANNEL, CH 12)

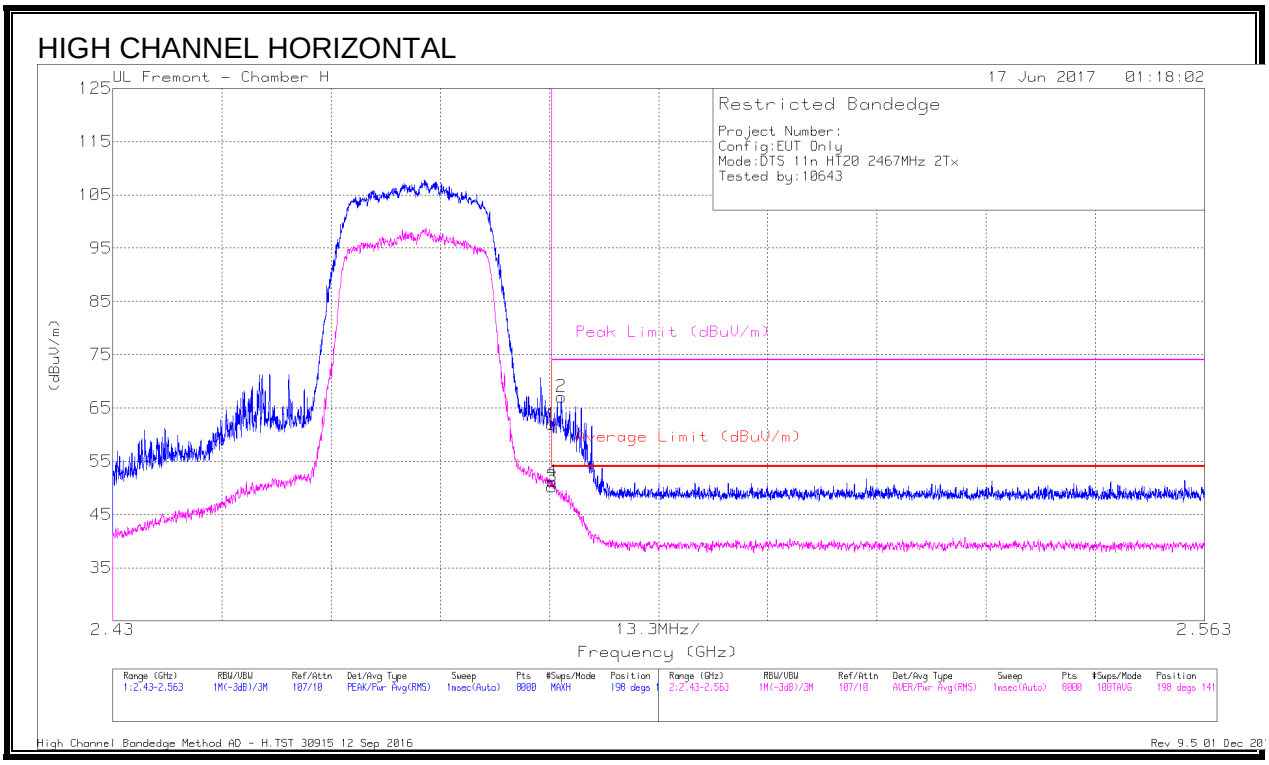

Marker	Frequency (GHz)	Meter Reading (dBuV)	Det	AF T344 (dB/m)	Amp/Cbl/Fltr/Pad (dB)	Corrected Reading (dBuV/m)	Average Limit (dBuV/m)	Margin (dB)	Peak Limit (dBuV/m)	PK Margin (dB)	Azimuth (Degs)	Height (cm)	Polarity
1	* 2.484	57.74	Pk	32.4	-28.2	61.94	-	-	74	-12.06	198	141	H
3	* 2.484	45.98	RMS	32.4	-28.2	50.18	54	-3.82	-	-	198	141	H
4	* 2.484	46.98	RMS	32.4	-28.2	51.18	54	-2.82	-	-	198	141	H
2	* 2.485	62.91	Pk	32.4	-28.2	67.11	-	-	74	-6.89	198	141	H

* - indicates frequency in CFR47 Pt 15 / IC RSS-Restricted Band
Pk - Peak detector
RMS - RMS detection

This report shall not be reproduced except in full, without the written approval of UL Verification Services Inc.

HIGH CHANNEL VERTICAL

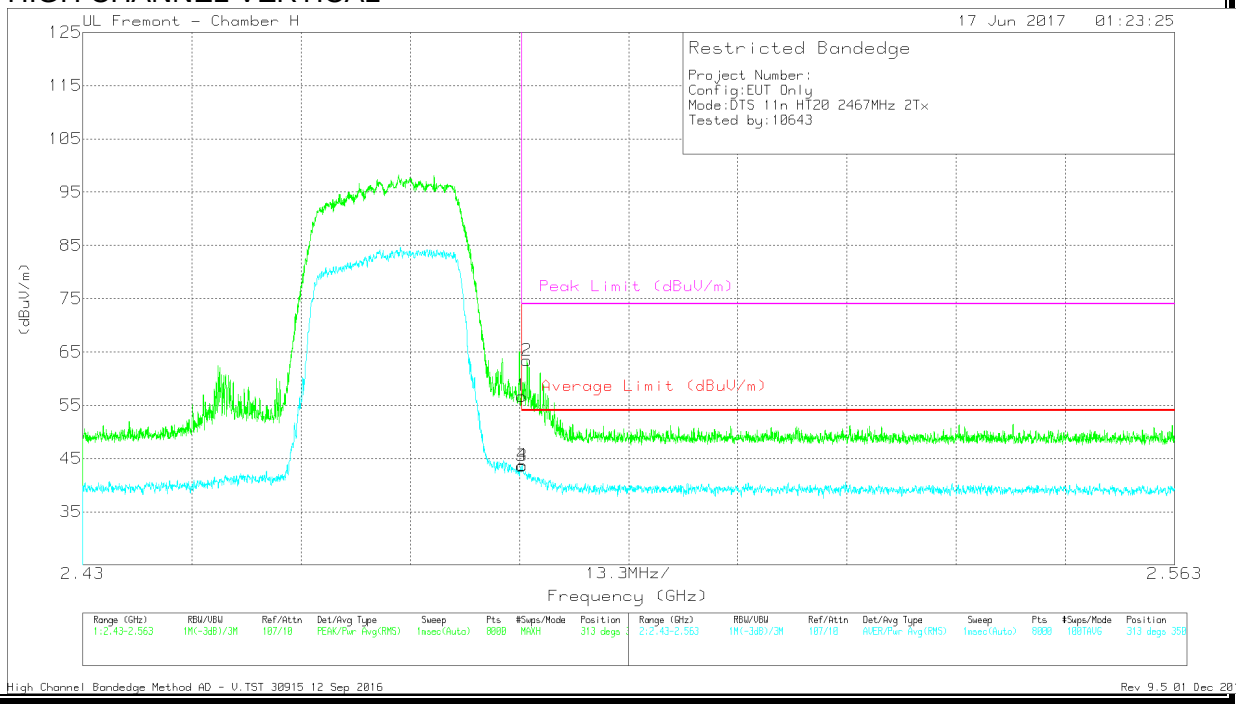

Marker	Frequency (GHz)	Meter Reading (dBuV)	Det	AF T344 (dB/m)	Amp/Cbl/Fltr/Pad (dB)	Corrected Reading (dBuV/m)	Average Limit (dBuV/m)	Margin (dB)	Peak Limit (dBuV/m)	PK Margin (dB)	Azimuth (Degs)	Height (cm)	Polarity
1	* 2.484	52.54	Pk	32.4	-28.2	56.74	-	-	74	-17.26	313	350	V
2	* 2.484	59.19	Pk	32.4	-28.2	63.39	-	-	74	-10.61	313	350	V
3	* 2.484	39.39	RMS	32.4	-28.2	43.59	54	-10.41	-	-	313	350	V
4	* 2.484	39.51	RMS	32.4	-28.2	43.71	54	-10.29	-	-	313	350	V

* - indicates frequency in CFR47 Pt 15 / IC RSS-Restricted Band
Pk - Peak detector
RMS - RMS detection

This report shall not be reproduced except in full, without the written approval of UL Verification Services Inc.

AUTHORIZED BANDEDGE (HIGH CHANNEL, CH 13)

HIGH CHANNEL HORIZONTAL

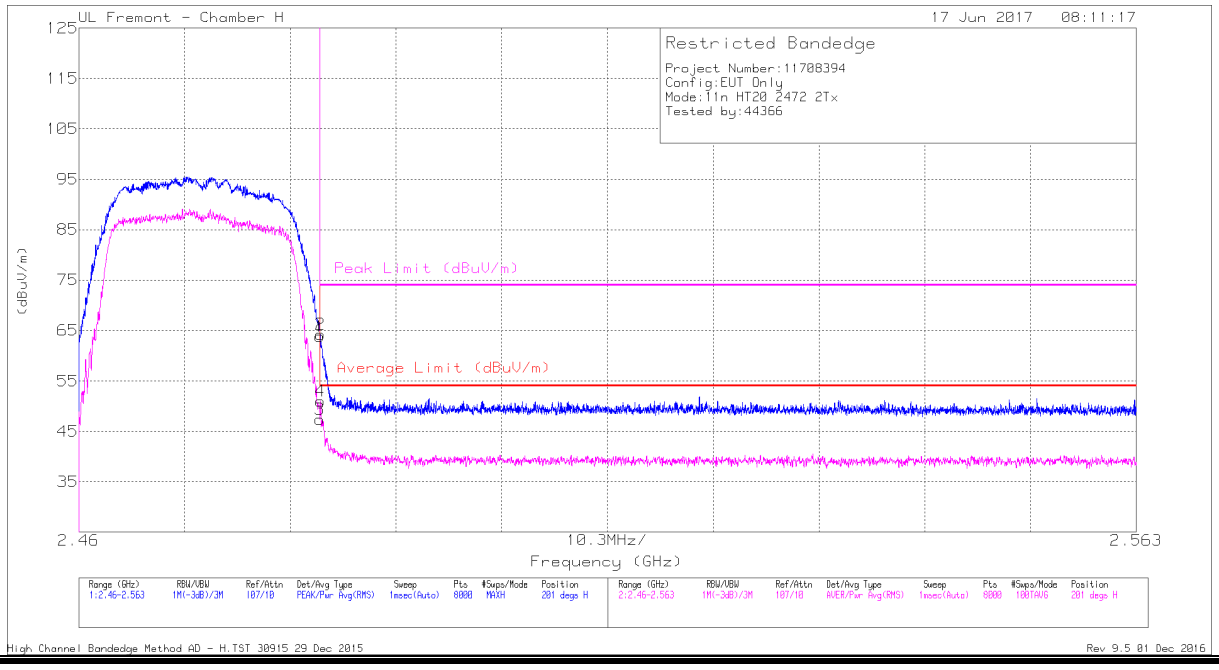

Marker	Frequency (GHz)	Meter Reading (dBuV)	Det	AF T344 (dB/m)	Amp/Cbl/Fltr/Pad (dB)	Corrected Reading (dBuV/m)	Average Limit (dBuV/m)	Margin (dB)	Peak Limit (dBuV/m)	PK Margin (dB)	Azimuth (Degs)	Height (cm)	Polarity
1	* 2.484	59.61	Pk	32.4	-28.2	63.81	-	-	74	-10.19	201	153	H
2	* 2.484	60.03	Pk	32.4	-28.2	64.23	-	-	74	-9.77	201	153	H
3	* 2.484	43.23	RMS	32.4	-28.2	47.43	54	-6.57	-	-	201	153	H
4	* 2.484	46.85	RMS	32.4	-28.2	51.05	54	-2.95	-	-	201	153	H

* - indicates frequency in CFR47 Pt 15 / IC RSS-Restricted Band
Pk - Peak detector
RMS - RMS detection

This report shall not be reproduced except in full, without the written approval of UL Verification Services Inc.

HIGH CHANNEL VERTICAL

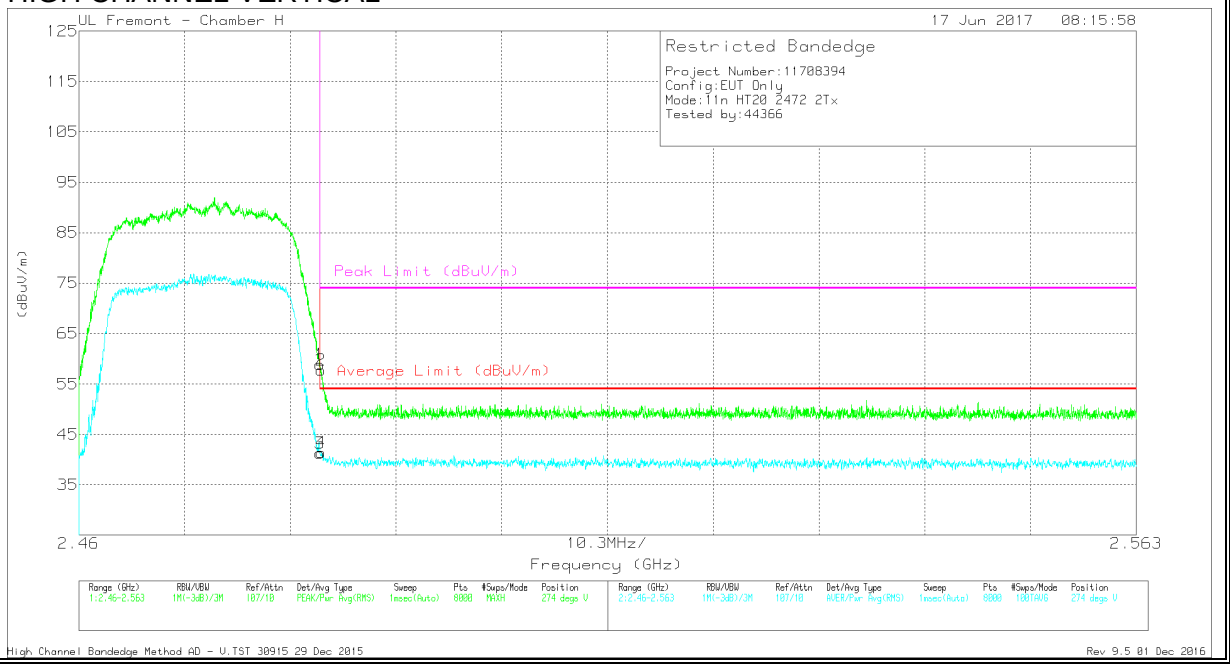

Marker	Frequency (GHz)	Meter Reading (dBuV)	Det	AF T344 (dB/m)	Amp/Cbl/Fltr/Pad (dB)	Corrected Reading (dBuV/m)	Average Limit (dBuV/m)	Margin (dB)	Peak Limit (dBuV/m)	PK Margin (dB)	Azimuth (Degs)	Height (cm)	Polarity
1	* 2.484	54.65	Pk	32.4	-28.2	58.85	-	-	74	-15.15	274	390	V
2	* 2.484	53.57	Pk	32.4	-28.2	57.77	-	-	74	-16.23	274	390	V
3	* 2.484	37.13	RMS	32.4	-28.2	41.33	54	-12.67	-	-	274	390	V
4	* 2.484	37.21	RMS	32.4	-28.2	41.41	54	-12.59	-	-	274	390	V

* - indicates frequency in CFR47 Pt 15 / IC RSS-Restricted Band
Pk - Peak detector
RMS - RMS detection

This report shall not be reproduced except in full, without the written approval of UL Verification Services Inc.

HARMONICS AND SPURIOUS EMISSIONS LOW CHANNEL, CH 1)

LOW CHANNEL HORIZONTAL

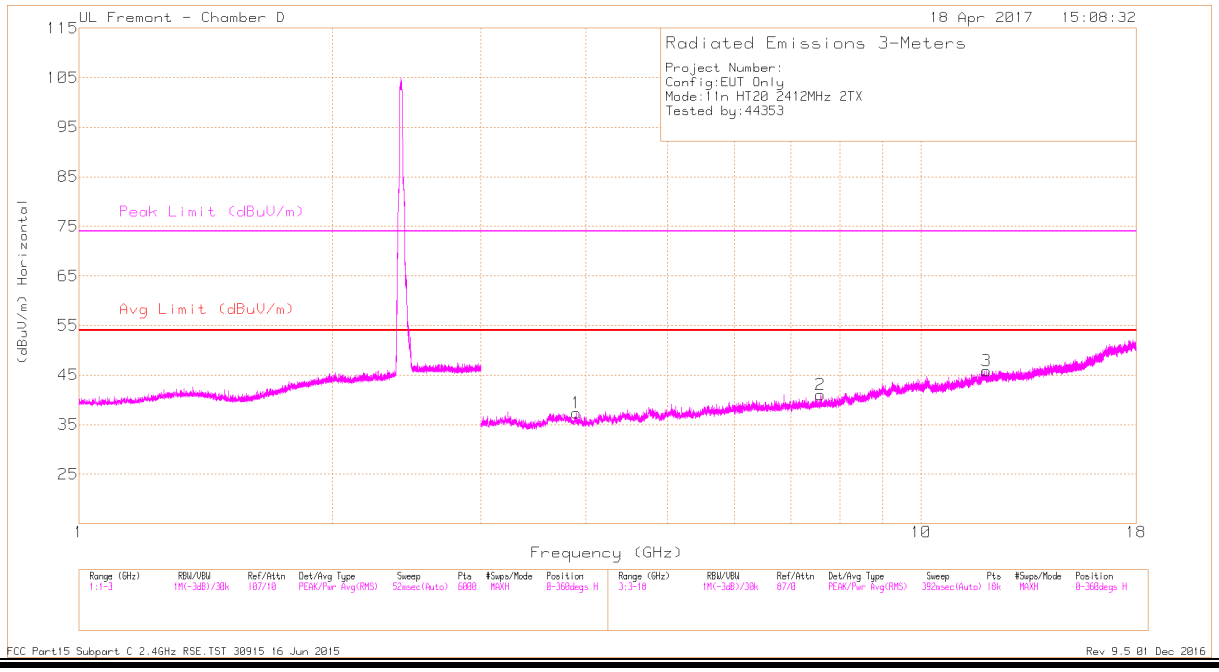

LOW CHANNEL VERTICAL

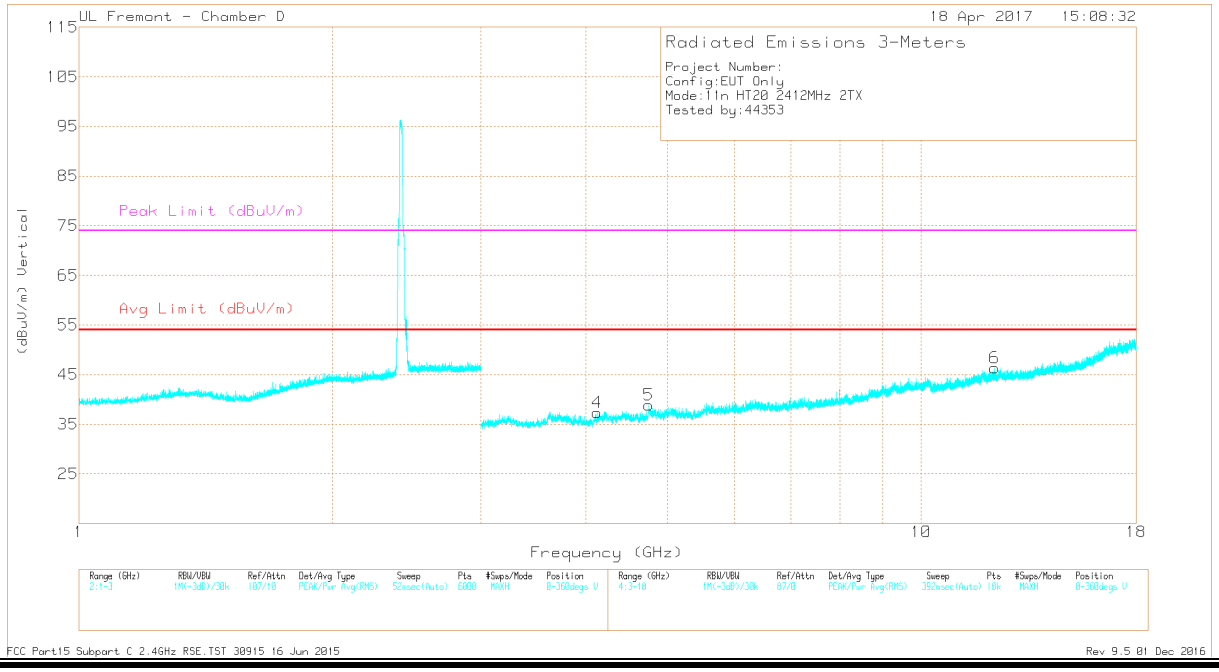

This report shall not be reproduced except in full, without the written approval of UL Verification Services Inc.

DATA

Marker	Frequency (GHz)	Meter Reading (dBuV)	Det	AF T862 (dB/m)	Amp/Cbl/Fltr/Pad (dB)	Corrected Reading (dBuV/m)	Avg Limit (dBuV/m)	Margin (dB)	Peak Limit (dBuV/m)	PK Margin (dB)	Azimuth (Degs)	Height (cm)	Polarity
1	* 3.894	38.86	PK2	33.1	-28.2	43.76	-	-	74	-30.24	104	268	H
	* 3.894	27.45	MAv1	33.1	-28.2	32.35	54	-21.65	-	-	104	268	H
2	* 7.596	36.21	PK2	35.7	-25.1	46.81	-	-	74	-27.19	232	102	H
	* 7.596	24.95	MAv1	35.7	-25.1	35.55	54	-18.45	-	-	232	102	H
3	* 11.941	34.26	PK2	38.8	-21.1	51.96	-	-	74	-22.04	116	290	H
	* 11.943	23.5	MAv1	38.8	-21.1	41.2	54	-12.8	-	-	116	290	H
4	* 4.124	38.19	PK2	33.5	-28.3	43.39	-	-	74	-30.61	174	325	V
	* 4.122	26.88	MAv1	33.5	-28.2	32.18	54	-21.82	-	-	174	325	V
5	* 4.744	38.79	PK2	34	-26.6	46.19	-	-	74	-27.81	189	253	V
	* 4.747	27.06	MAv1	34	-26.5	34.56	54	-19.44	-	-	189	253	V
6	* 12.217	34.01	PK2	39	-21.2	51.81	-	-	74	-22.19	52	126	V
	* 12.217	23.44	MAv1	39	-21.2	41.24	54	-12.76	-	-	52	126	V

* - indicates frequency in CFR47 Pt 15 / IC RSS-Restricted Band
PK2 - KDB558074 Method: Maximum Peak
MAv1 - KDB558074 Option 1 Maximum RMS Average

This report shall not be reproduced except in full, without the written approval of UL Verification Services Inc.

HARMONICS AND SPURIOUS EMISSIONS MID CHANNEL, CH 6)

MID CHANNEL HORIZONTAL

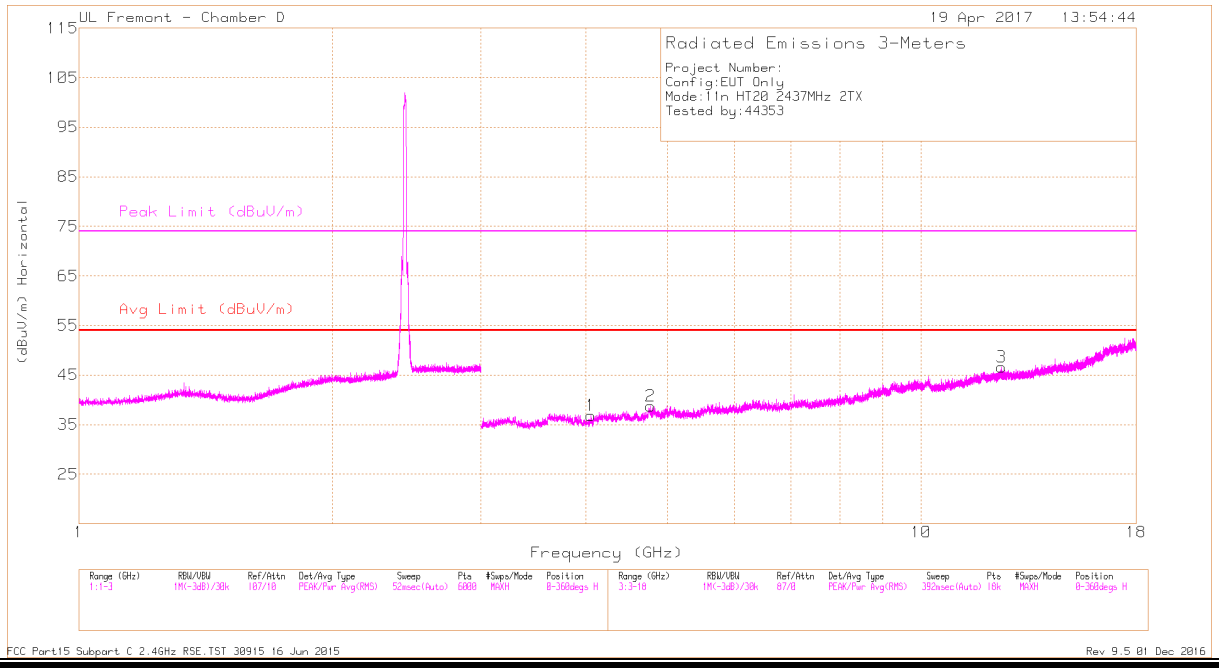

MID CHANNEL VERTICAL

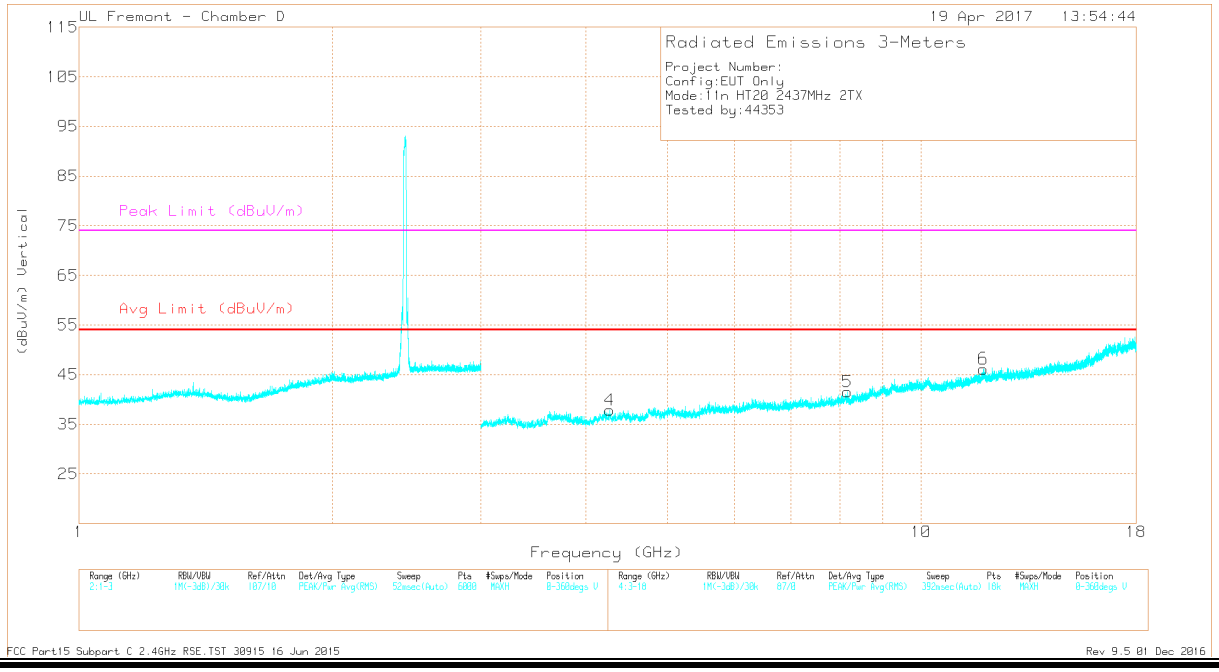

This report shall not be reproduced except in full, without the written approval of UL Verification Services Inc.

DATA

Frequency (GHz)	Meter Reading (dBuV)	Det	AF T862 (dB/m)	Amp/Cbl/Fltr/Pad (dB)	Corrected Reading (dBuV/m)	Avg Limit (dBuV/m)	Margin (dB)	Peak Limit (dBuV/m)	PK Margin (dB)	Azimuth (Degs)	Height (cm)	Polarity
* 4.05	38.67	PK2	33.4	-28.5	43.57	-	-	74	-30.43	0	100	H
* 4.051	27.2	MAv1	33.4	-28.4	32.2	54	-21.8	-	-	0	100	H
* 4.775	38	PK2	34	-26.6	45.4	-	-	74	-28.6	0	100	H
* 4.776	26.81	MAv1	34	-26.6	34.21	54	-19.79	-	-	0	100	H
* 12.453	34.51	PK2	39	-20.9	52.61	-	-	74	-21.39	0	100	H
* 12.451	23.62	MAv1	39	-20.9	41.72	54	-12.28	-	-	0	100	H
* 4.269	38.59	PK2	33.5	-27.7	44.39	-	-	74	-29.61	0	100	V
* 4.27	27.15	MAv1	33.5	-27.7	32.95	54	-21.05	-	-	0	100	V
* 8.167	35.75	PK2	35.9	-23.2	48.45	-	-	74	-25.55	0	202	V
* 8.165	24.13	MAv1	35.9	-23.2	36.83	54	-17.17	-	-	0	202	V
* 11.851	34.3	PK2	38.8	-20.5	52.6	-	-	74	-21.4	0	202	V
* 11.853	23.24	MAv1	38.8	-20.5	41.54	54	-12.46	-	-	0	202	V

* - indicates frequency in CFR47 Pt 15 / IC RSS-Restricted Band
PK2 - KDB558074 Method: Maximum Peak
MAv1 - KDB558074 Option 1 Maximum RMS Average

This report shall not be reproduced except in full, without the written approval of UL Verification Services Inc.

HARMONICS AND SPURIOUS EMISSIONS HIGH CHANNEL, CH 13)

HIGH CHANNEL HORIZONTAL

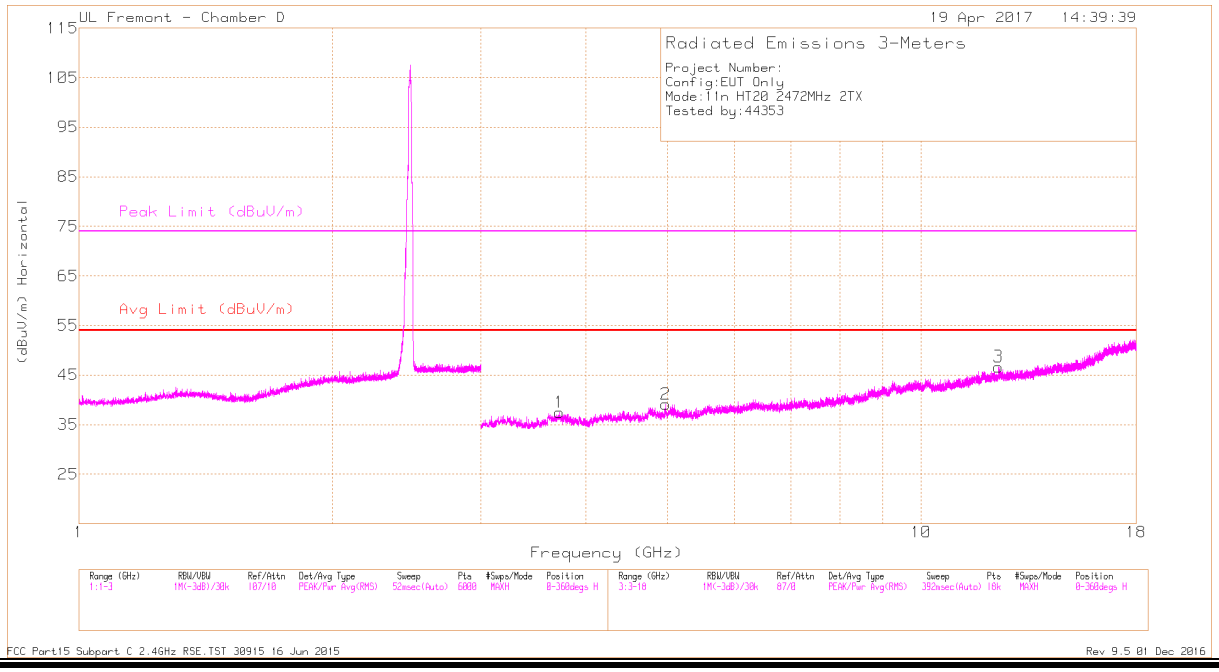

HIGH CHANNEL VERTICAL

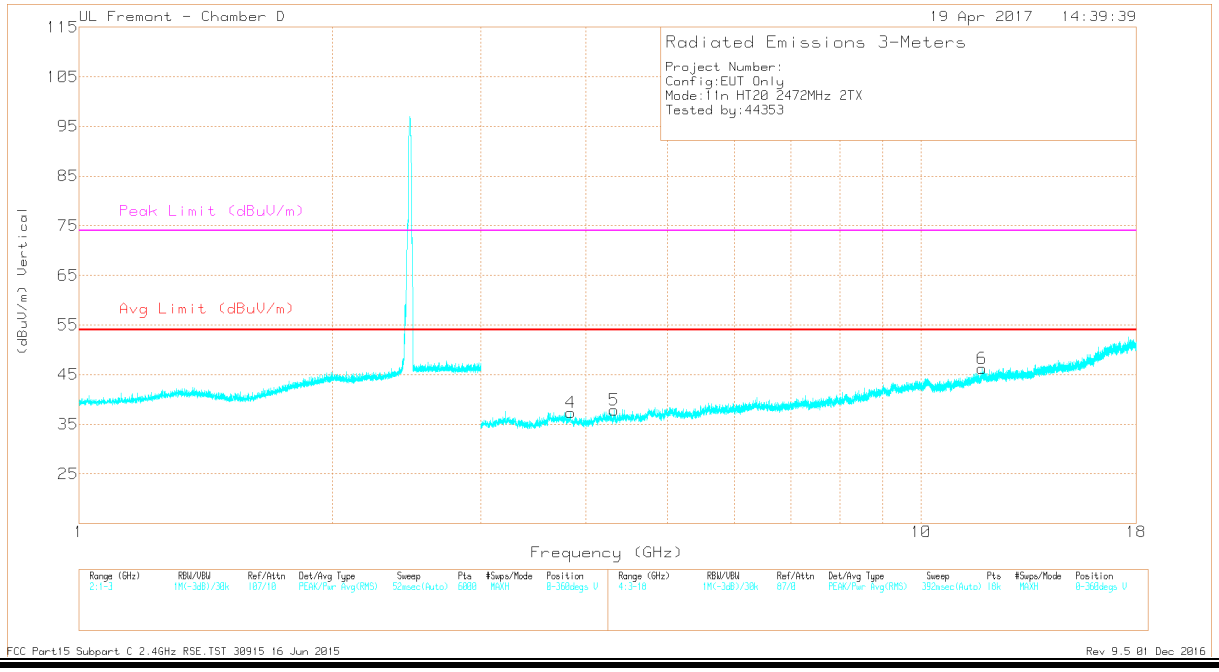

This report shall not be reproduced except in full, without the written approval of UL Verification Services Inc.

DATA

Marker	Frequency (GHz)	Meter Reading (dBuV)	Det	AF T862 (dB/m)	Amp/Cbl/Fltr/Pad (dB)	Corrected Reading (dBuV/m)	Avg Limit (dBuV/m)	Margin (dB)	Peak Limit (dBuV/m)	PK Margin (dB)	Azimuth (Degs)	Height (cm)	Polarity
1	* 3.717	39.23	PK2	33.2	-28.7	43.73	-	-	74	-30.27	331	155	H
	* 3.716	27.82	MAv1	33.3	-28.7	32.42	54	-21.58	-	-	331	155	H
2	* 4.968	38.61	PK2	34.3	-27.4	45.51	-	-	74	-28.49	238	311	H
	* 4.971	26.68	MAv1	34.3	-27.3	33.68	54	-20.32	-	-	238	311	H
3	* 12.359	34.45	PK2	39	-21	52.45	-	-	74	-21.55	36	184	H
	* 12.361	23.53	MAv1	39	-20.9	41.63	54	-12.37	-	-	36	184	H
4	* 3.835	39.24	PK2	33.2	-28.6	43.84	-	-	74	-30.16	170	196	V
	* 3.835	28.08	MAv1	33.2	-28.6	32.68	54	-21.32	-	-	170	196	V
5	* 4.317	38.77	PK2	33.6	-28.5	43.87	-	-	74	-30.13	124	101	V
	* 4.318	27.49	MAv1	33.6	-28.4	32.69	54	-21.31	-	-	124	101	V
6	* 11.807	34.7	PK2	38.7	-20.8	52.6	-	-	74	-21.4	201	288	V
	* 11.808	23.37	MAv1	38.7	-20.8	41.27	54	-12.73	-	-	201	288	V

* - indicates frequency in CFR47 Pt 15 / IC RSS-Restricted Band
PK2 - KDB558074 Method: Maximum Peak
MAv1 - KDB558074 Option 1 Maximum RMS Average

This report shall not be reproduced except in full, without the written approval of UL Verification Services Inc.

9.3. WORST-CASE BELOW 1 GHz

SPURIOUS EMISSIONS 30 TO 1000 MHz (WORST-CASE CONFIGURATION)

HORIZONTAL PLOT

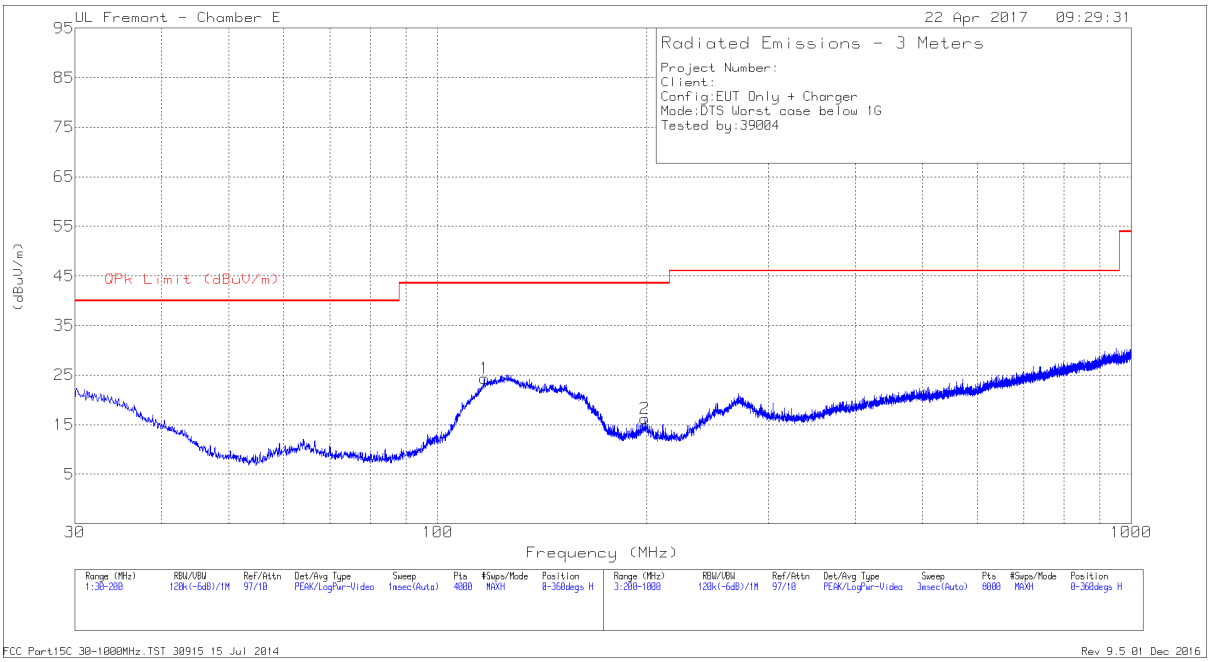

VERTICAL PLOT

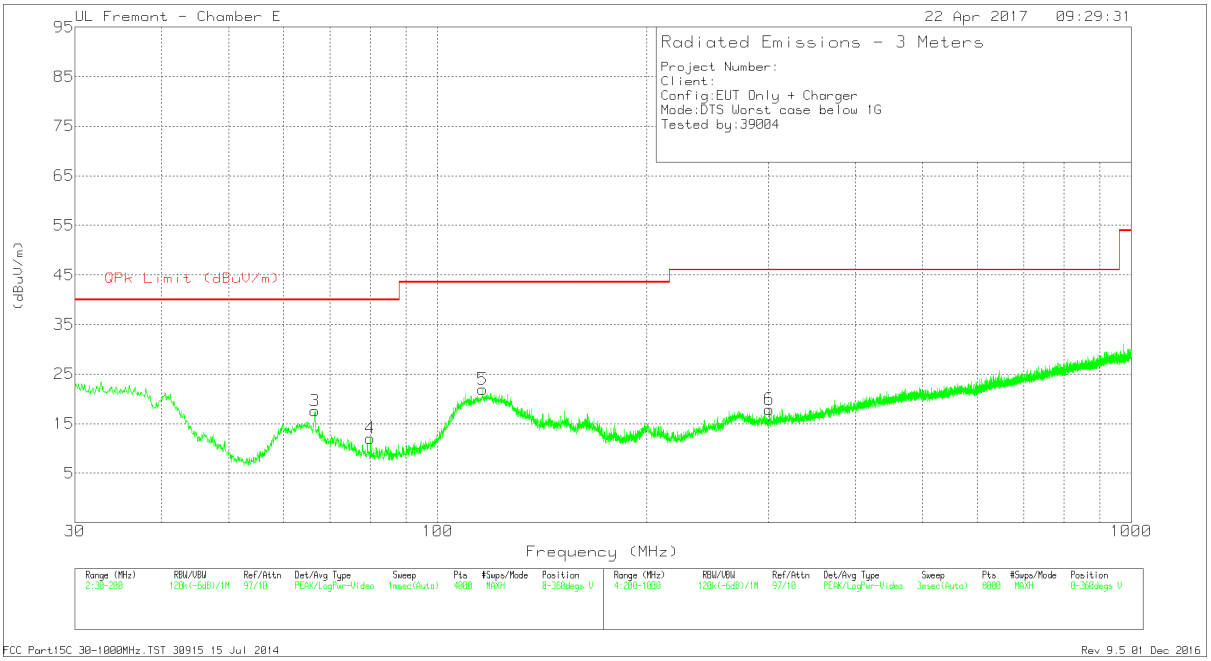

This report shall not be reproduced except in full, without the written approval of UL Verification Services Inc.

DATA

Marker	Frequency (MHz)	Meter Reading (dBuV)	Det	AF T899 (dB/m)	Amp/Cbl (dB)	Corrected Reading (dBuV/m)	QPk Limit (dBuV/m)	Margin (dB)	Azimuth (Degs)	Height (cm)	Polarity
1	* 116.765	37.48	Pk	17.5	-30.7	24.28	43.52	-19.24	0-360	300	H
5	* 116.127	35.28	Pk	17.4	-30.7	21.98	43.52	-21.54	0-360	100	V
3	66.602	36.69	Pk	12.1	-31.2	17.59	40	-22.41	0-360	100	V
4	79.9929	31.88	Pk	11.2	-31	12.08	40	-27.92	0-360	100	V
2	199.0662	29.61	Pk	16.6	-30	16.21	43.52	-27.31	0-360	200	H
6	300.9131	29.82	Pk	17.4	-29.3	17.92	46.02	-28.1	0-360	100	V

* - indicates frequency in CFR47 Pt 15 / IC RSS-Restricted Band

Pk - Peak detector

FCC Part 15 Subpart C 30-1000MHz.TST 30915 15 Jul 2014
Rev 9.5 26 Apr 2016

UL VERIFICATION SERVICES INC. FORM NO: CCSUP4701J
47173 BENICIA STREET, FREMONT, CA 94538, USA TEL: (510) 771-1000 FAX: (510) 661-0888

This report shall not be reproduced except in full, without the written approval of UL Verification Services Inc.

9.4. WORST-CASE 18 to 26 GHz

SPURIOUS EMISSIONS 18 TO 26 GHz (WORST-CASE CONFIGURATION, HORIZONTAL & VERTICAL)

HORIZONTAL PLOT

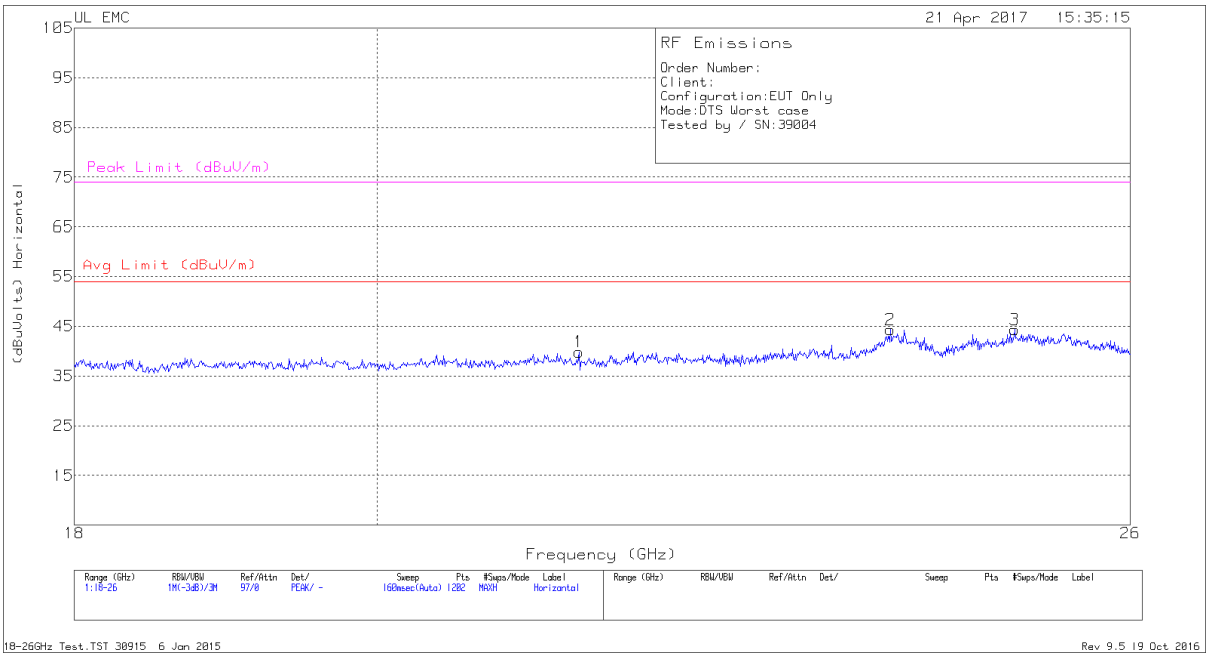

VERTICAL PLOT

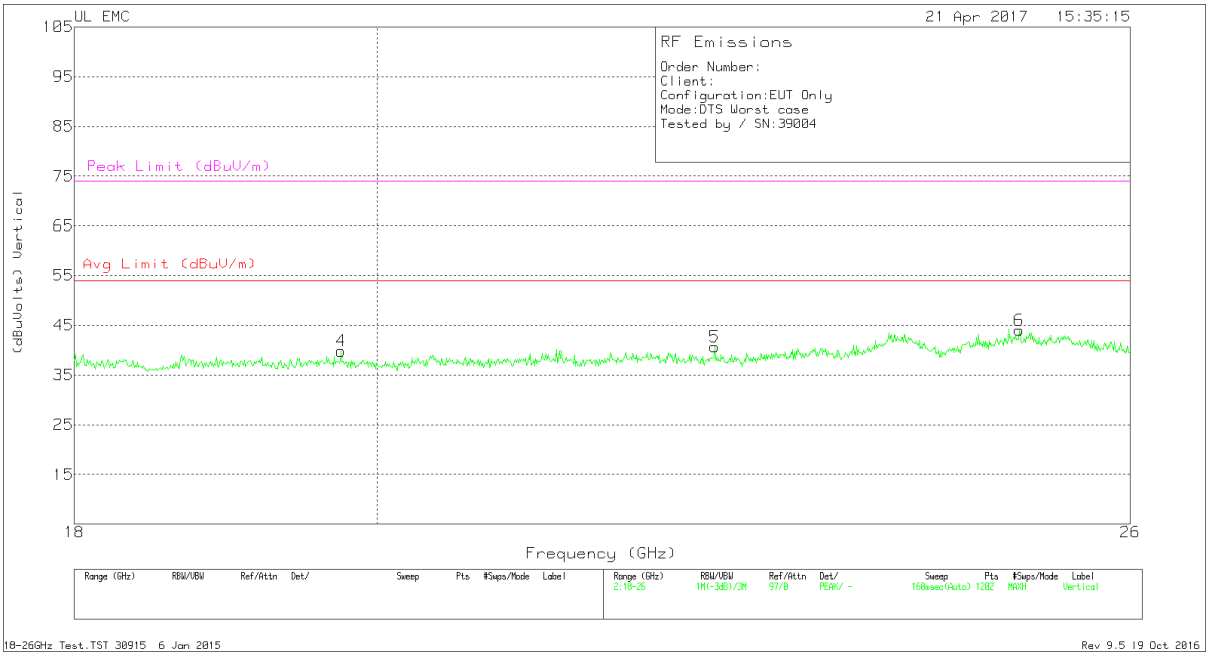

This report shall not be reproduced except in full, without the written approval of UL Verification Services Inc.

DATA

Marker	Frequency (GHz)	Meter Reading (dBuV)	Det	AF T449 (dB/m)	Amp/Cbl (dB)	Dist Corr (dB)	Corrected Reading (dBuVolts)	Avg Limit (dBuV/m)	Margin (dB)	Peak Limit (dBuV/m)	PK Margin (dB)
1	21.457	41.83	Pk	33.2	-25.7	-9.5	39.84	54	-14.16	74	-34.16
2	23.915	43.73	Pk	34	-23.9	-9.5	44.34	54	-9.66	74	-29.66
3	24.974	43.83	Pk	34.2	-24.2	-9.5	44.34	54	-9.66	74	-29.66
4	19.752	41.53	Pk	32.7	-24.9	-9.5	39.84	54	-14.16	74	-34.16
5	22.496	41.47	Pk	33.5	-24.8	-9.5	40.67	54	-13.33	74	-33.33
6	25.014	43.8	Pk	34.2	-24.5	-9.5	44	54	-10	74	-30

Pk - Peak detector
18-26GHz Test.TST 30915 6 Jan 2015
Rev 9.5 19 Oct 2016

UL VERIFICATION SERVICES INC. FORM NO: CCSUP4701J
47173 BENICIA STREET, FREMONT, CA 94538, USA TEL: (510) 771-1000 FAX: (510) 661-0888
This report shall not be reproduced except in full, without the written approval of UL Verification Services Inc.

10. AC POWER LINE CONDUCTED EMISSIONS

LIMITS

FCC §15.207 (a)

RSS-Gen 8.8

Frequency of Emission (MHz)	Conducted Limit (dBµV)	
	Quasi-peak	Average
0.15-0.5	66 to 56 *	56 to 46 *
0.5-5	56	46
5-30	60	50

*Decreases with the logarithm of the frequency.

TEST PROCEDURE

The EUT is placed on a non-conducting table 40 cm from the vertical ground plane and 80 cm above the horizontal ground plane. The EUT is configured in accordance with ANSI C63.10.

The receiver is set to a resolution bandwidth of 9 kHz. Peak detection is used unless otherwise noted as quasi-peak or average.

Line conducted data is recorded for both NEUTRAL and HOT lines.

This report shall not be reproduced except in full, without the written approval of UL Verification Services Inc.

10.1. EUT POWERED BY AC/DC ADAPTER VIA USB CABLE

LINE 1 RESULTS

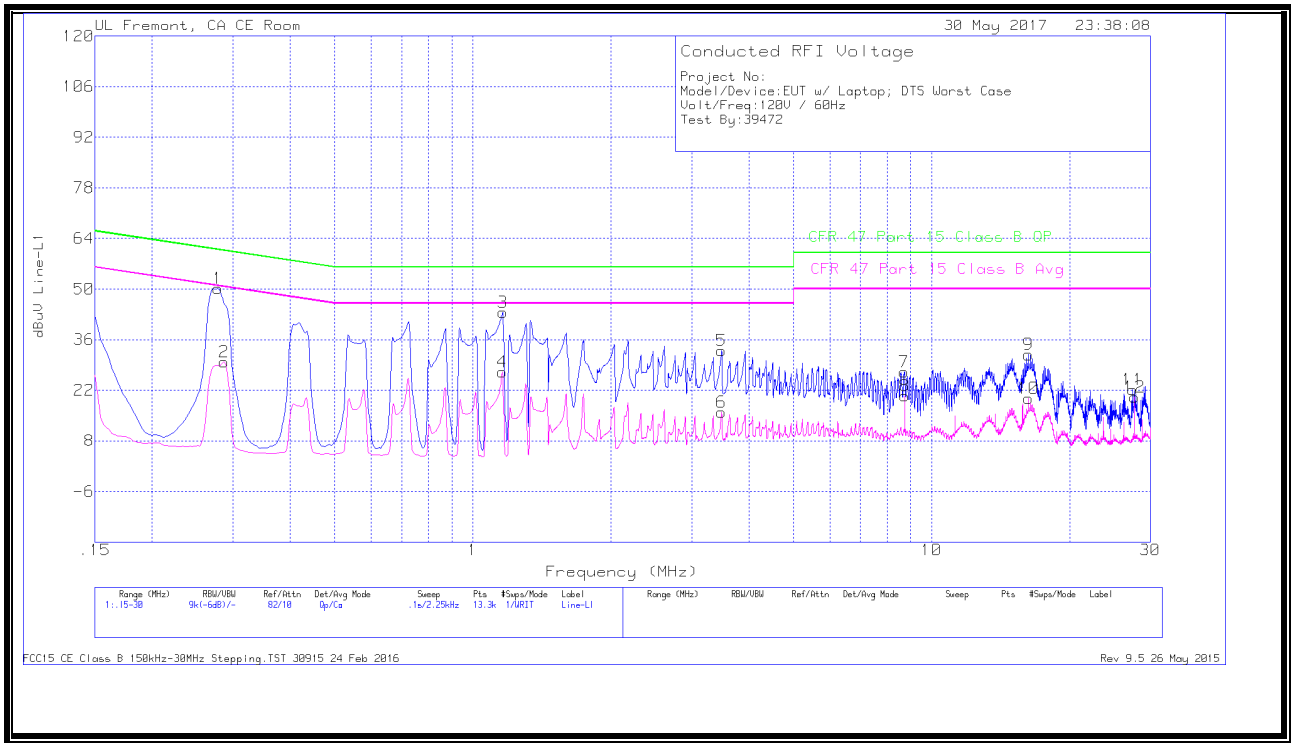

WORST EMISSIONS

Range 1: Line-L1 .15 - 30MHz											
Marker	Frequency (MHz)	Meter Reading (dBuV)	Det	LISN L1	LC Cables C1&C3	Limiter (dB)	Corrected Reading dBuV	CFR 47 Part 15 Class B QP	QP Margin (dB)	CFR 47 Part 15 Class B Avg	Av(CISPR) Margin (dB)
1	.27825	39.98	Qp	0	.1	10.1	50.18	60.87	-10.69	-	-
2	.28725	19.63	Ca	0	.1	10.1	29.83	-	-	50.6	-20.77
3	1.1625	33.41	Qp	0	.1	10.1	43.61	56	-12.39	-	-
4	1.16025	16.86	Ca	0	.1	10.1	27.06	-	-	46	-18.94
5	3.48675	22.83	Qp	0	.1	10.1	33.03	56	-22.97	-	-
6	3.4845	5.69	Ca	0	.1	10.1	15.89	-	-	46	-30.11
7	8.7225	16.73	Qp	0	.2	10.2	27.13	60	-32.87	-	-
8	8.7495	10.01	Ca	0	.2	10.2	20.41	-	-	50	-29.59
9	16.278	21.34	Qp	0	.2	10.3	31.84	60	-28.16	-	-
10	16.251	9.18	Ca	0	.2	10.3	19.68	-	-	50	-30.32
11	27.4673	11.31	Qp	.1	.3	10.5	22.21	60	-37.79	-	-
12	27.6923	9.13	Ca	.1	.3	10.5	20.03	-	-	50	-29.97

Qp - Quasi-Peak detector

Ca - CISPR average detection

This report shall not be reproduced except in full, without the written approval of UL Verification Services Inc.

LINE 2 RESULTS

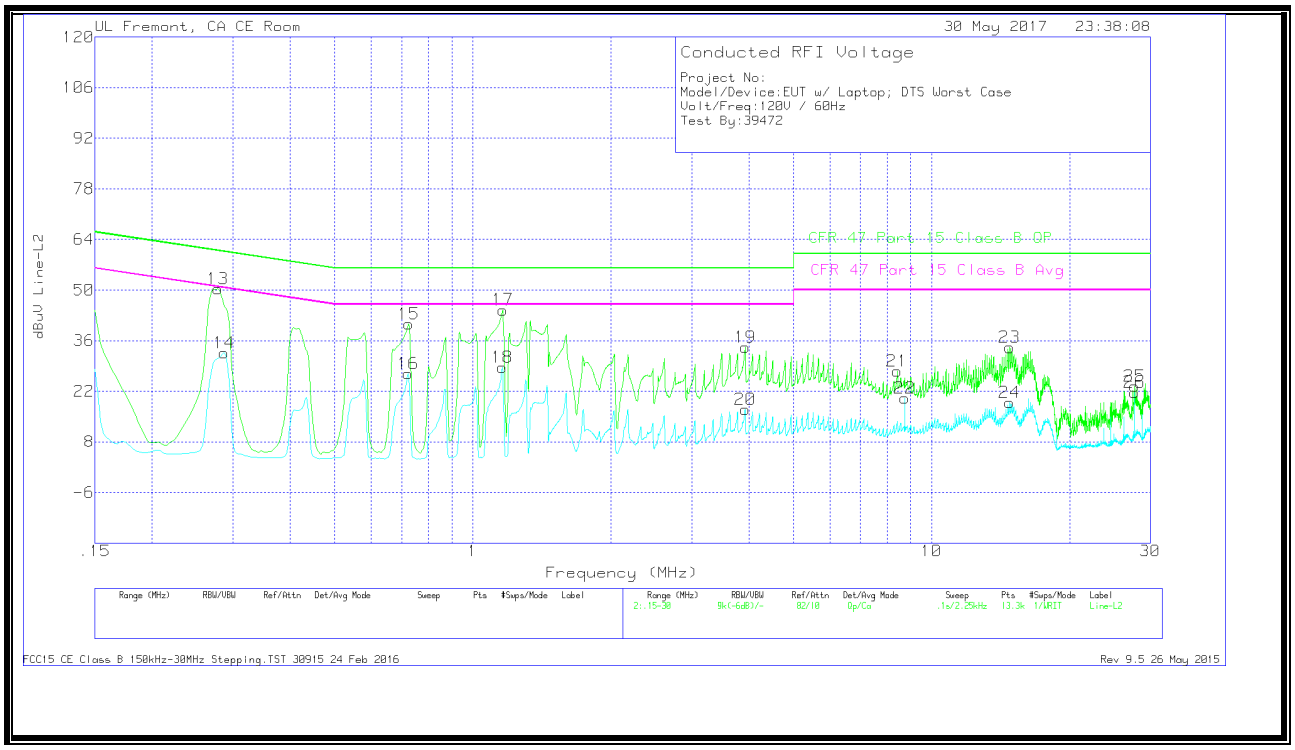

WORST EMISSIONS

Range 2: Line-L2 .15 - 30MHz											
Marker	Frequency (MHz)	Meter Reading (dBuV)	Det	LISN L2	LC Cables C2&C3	Limiter (dB)	Corrected Reading dBuV	CFR 47 Part 15 Class B QP	QP Margin (dB)	CFR 47 Part 15 Class B Avg	Av(CISPR) Margin (dB)
13	.27825	40.1	Qp	0	.1	10.1	50.3	60.87	-10.57	-	-
14	.28725	22.45	Ca	0	.1	10.1	32.65	-	-	50.6	-17.95
15	.726	30.48	Qp	0	.1	10.1	40.68	56	-15.32	-	-
16	.72375	16.65	Ca	0	.1	10.1	26.85	-	-	46	-19.15
17	1.1625	34.32	Qp	0	.1	10.1	44.52	56	-11.48	-	-
18	1.16025	18.35	Ca	0	.1	10.1	28.55	-	-	46	-17.45
19	3.92325	24.02	Qp	0	.1	10.1	34.22	56	-21.78	-	-
20	3.921	6.83	Ca	0	.1	10.1	17.03	-	-	46	-28.97
21	8.42775	17.25	Qp	0	.2	10.2	27.65	60	-32.35	-	-
22	8.7495	9.7	Ca	0	.2	10.2	20.1	-	-	50	-29.9
23	14.82	23.6	Qp	.1	.2	10.2	34.1	60	-25.9	-	-
24	14.82	8.36	Ca	.1	.2	10.2	18.86	-	-	50	-31.14
25	27.6923	12.54	Qp	.1	.3	10.5	23.44	60	-36.56	-	-
26	27.6923	10.85	Ca	.1	.3	10.5	21.75	-	-	50	-28.25

Qp - Quasi-Peak detector

Ca - CISPR average detection

This report shall not be reproduced except in full, without the written approval of UL Verification Services Inc.

10.2. EUT POWERED BY HOST PC VIA USB CABLE

LINE 1 RESULTS

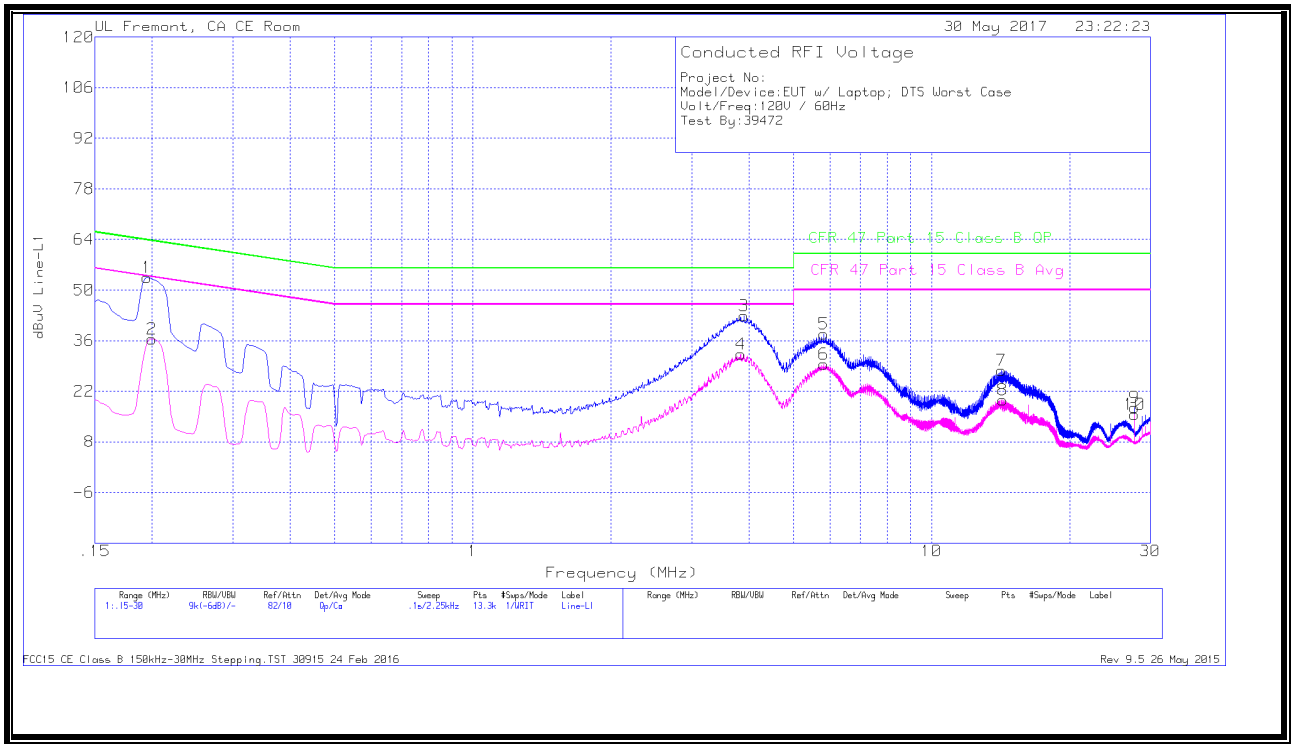

WORST EMISSIONS

Range 1: Line-L1 .15 - 30MHz											
Marker	Frequency (MHz)	Meter Reading (dBuV)	Det	LISN L1	LC Cables C1&C3	Limiter (dB)	Corrected Reading dBuV	CFR 47 Part 15 Class B QP	QP Margin (dB)	CFR 47 Part 15 Class B Avg	Av(CISPR) Margin (dB)
1	.195	43.23	Qp	0	.1	10.1	53.43	63.82	-10.39	-	-
2	.1995	26.27	Ca	0	.1	10.1	36.47	-	-	53.63	-17.16
3	3.903	32.61	Qp	0	.1	10.1	42.81	56	-13.19	-	-
4	3.8355	22.14	Ca	0	.1	10.1	32.34	-	-	46	-13.66
5	5.82	27.57	Qp	0	.1	10.2	37.87	60	-22.13	-	-
6	5.82	19.23	Ca	0	.1	10.2	29.53	-	-	50	-20.47
7	14.1968	17.28	Qp	.1	.2	10.2	27.78	60	-32.22	-	-
8	14.2823	9.01	Ca	.1	.2	10.2	19.51	-	-	50	-30.49
9	27.6923	6.56	Qp	.1	.3	10.5	17.46	60	-42.54	-	-
10	27.6923	4.68	Ca	.1	.3	10.5	15.58	-	-	50	-34.42

Qp - Quasi-Peak detector

Ca - CISPR average detection

This report shall not be reproduced except in full, without the written approval of UL Verification Services Inc.

LINE 2 RESULTS

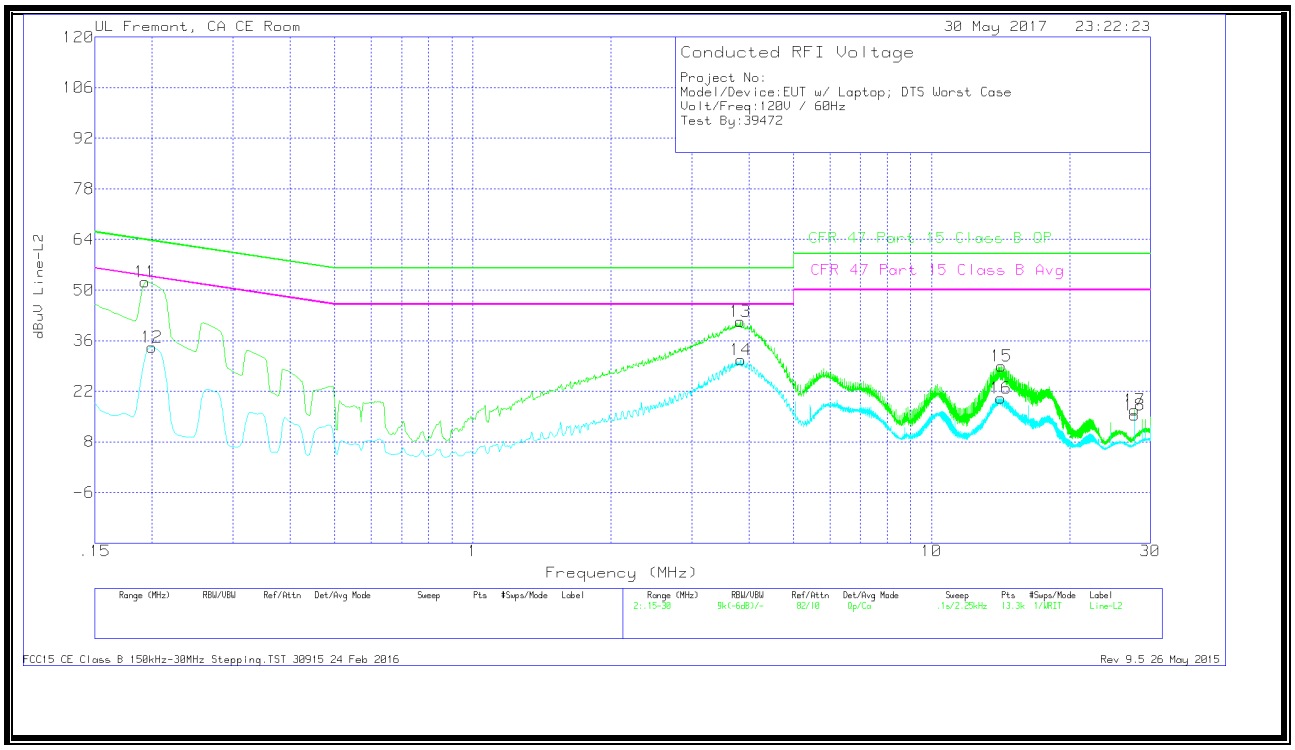

WORST EMISSIONS

Range 2: Line-L2 .15 - 30MHz											
Marker	Frequency (MHz)	Meter Reading (dBuV)	Det	LISN L2	LC Cables C2&C3	Limiter (dB)	Corrected Reading dBuV	CFR 47 Part 15 Class B QP	QP Margin (dB)	CFR 47 Part 15 Class B Avg	Av(CISPR) Margin (dB)
11	.19275	42.03	Qp	0	.1	10.1	52.23	63.92	-11.69	-	-
12	.1995	23.94	Ca	0	.1	10.1	34.14	-	-	53.63	-19.49
13	3.83325	31.14	Qp	0	.1	10.1	41.34	56	-14.66	-	-
14	3.8355	20.52	Ca	0	.1	10.1	30.72	-	-	46	-15.28
15	14.1923	18.41	Qp	.1	.2	10.2	28.91	60	-31.09	-	-
16	14.1428	9.56	Ca	.1	.2	10.2	20.06	-	-	50	-29.94
17	27.6923	5.9	Qp	.1	.3	10.5	16.8	60	-43.2	-	-
18	27.6923	4.52	Ca	.1	.3	10.5	15.42	-	-	50	-34.58

Qp - Quasi-Peak detector

Ca - CISPR average detection

This report shall not be reproduced except in full, without the written approval of UL Verification Services Inc.