26dB, CH LOW

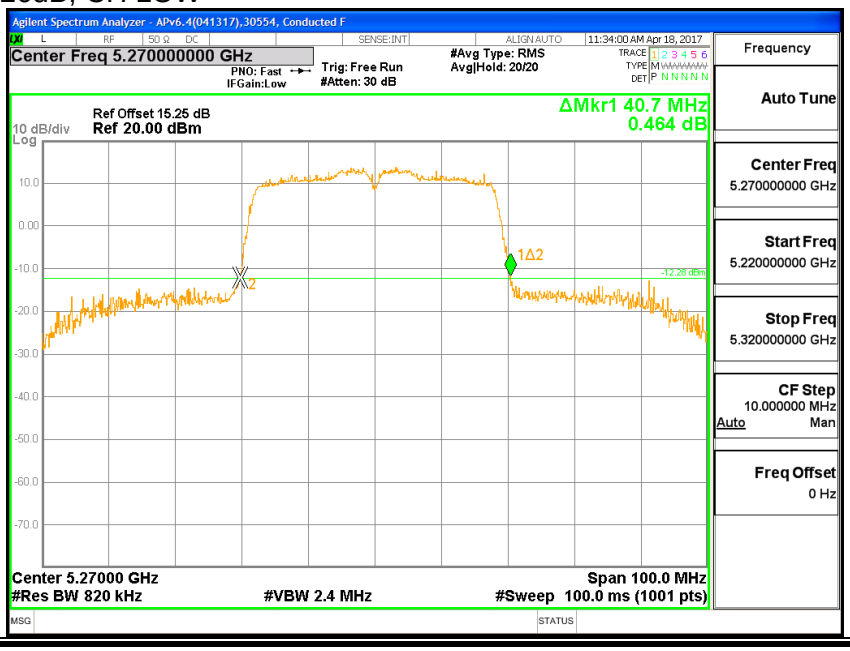

26dB, CH HIGH

UL VERIFICATION SERVICES INC. FORM NO: CCSUP4701J
47173 BENICIA STREET, FREMONT, CA 94538, USA TEL: (510) 771-1000 FAX: (510) 661-0888
This report shall not be reproduced except in full, without the written approval of UL Verification Services Inc.

8.13.2. 99% BANDWIDTH

LIMITS

None; for reporting purposes only.

RESULTS

Channel	Frequency	99% BW UAT 2 (MHz)
Low	5270	36.293
High	5310	36.067

UL VERIFICATION SERVICES INC. FORM NO: CCSUP4701J
47173 BENICIA STREET, FREMONT, CA 94538, USA TEL: (510) 771-1000 FAX: (510) 661-0888
This report shall not be reproduced except in full, without the written approval of UL Verification Services Inc.

OBW, CH LOW

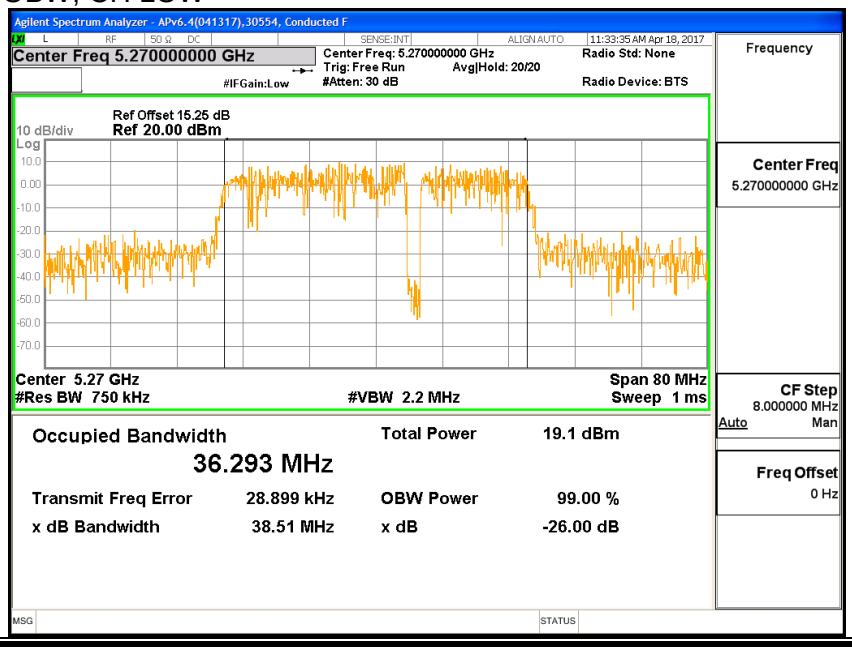

OBW, CH HIGH

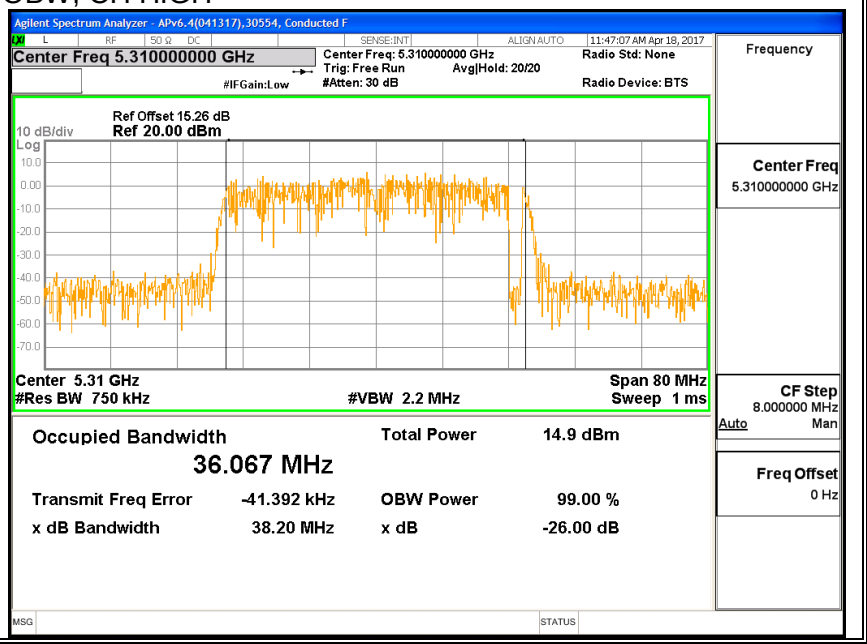

UL VERIFICATION SERVICES INC. FORM NO: CCSUP4701J
47173 BENICIA STREET, FREMONT, CA 94538, USA TEL: (510) 771-1000 FAX: (510) 661-0888
This report shall not be reproduced except in full, without the written approval of UL Verification Services Inc.

8.13.3. AVERAGE POWER

ID:	29446	Date:	7/10/17

LIMITS

None; for reporting purposes only.

TEST PROCEDURE

Measurements perform using a wideband gated RF power meter.

RESULTS

Channel	Frequency	Power UAT 2 (dBm)
Low	5270	19.41
High	5310	15.48

UL VERIFICATION SERVICES INC. FORM NO: CCSUP4701J
47173 BENICIA STREET, FREMONT, CA 94538, USA TEL: (510) 771-1000 FAX: (510) 661-0888
This report shall not be reproduced except in full, without the written approval of UL Verification Services Inc.

8.13.4. OUTPUT POWER AND PPSD

LIMITS

FCC §15.407 (a) (2)

For the band 5.25–5.35 GHz, the maximum conducted output power over the frequency band of operation shall not exceed the lesser of 250 mW or 11 dBm + 10 log B, where B is the 26–dB emission bandwidth in MHz. In addition, the maximum power spectral density shall not exceed 11 dBm in any 1–MHz band. If transmitting antennas of directional gain greater than 6 dBi are used, both the maximum conducted output power and the peak power spectral density shall be reduced by the amount in dB that the directional gain of the antenna exceeds 6 dBi.

TEST PROCEDURE

Measurements perform using a wideband gated RF power meter provided that the gate parameters are adjusted such that the power is measured only when the EUT is transmitting at its maximum power control level. Since the measurement is made only during the ON time of the transmitter, no duty cycle correction factor is required.

DIRECTIONAL ANTENNA GAIN

There is only one transmitter output therefore the directional gain is equal to the antenna gain.

UL VERIFICATION SERVICES INC. FORM NO: CCSUP4701J
47173 BENICIA STREET, FREMONT, CA 94538, USA TEL: (510) 771-1000 FAX: (510) 661-0888
This report shall not be reproduced except in full, without the written approval of UL Verification Services Inc.

RESULTS

Bandwidth, Antenna Gain, and Limits

Channel	Frequency (MHz)	Min 26 dB BW (MHz)	Min 99% BW (MHz)	Directional Gain (dBi)	Power Limit (dBm)	PSD Limit (dBm/1MHz)
Low	5270	40.70	36.29	-1.91	24.00	11.00
High	5310	40.40	36.07	-1.91	24.00	11.00

Duty Cycle CF (dB)	0.10	**Included in Calculations of Corr'd PSD**

Output Power Results

Channel	Frequency (MHz)	UAT 2 Meas Power (dBm)	Total Corr'd Power (dBm)	Power Limit (dBm)	Power Margin (dB)
Low	5270	19.41	19.41	24.00	-4.59
High	5310	15.48	15.48	24.00	-8.52

PSD Results

Channel	Frequency (MHz)	UAT 2 Meas PSD (dBm/1MHz)	Total Corr'd PSD (dBm/1MHz)	PSD Limit (dBm/1MHz)	PSD Margin (dB)
Low	5270	5.80	5.90	11.00	-5.10
High	5310	2.31	2.41	11.00	-8.59

UL VERIFICATION SERVICES INC. FORM NO: CCSUP4701J
47173 BENICIA STREET, FREMONT, CA 94538, USA TEL: (510) 771-1000 FAX: (510) 661-0888
This report shall not be reproduced except in full, without the written approval of UL Verification Services Inc.

, CH LOW

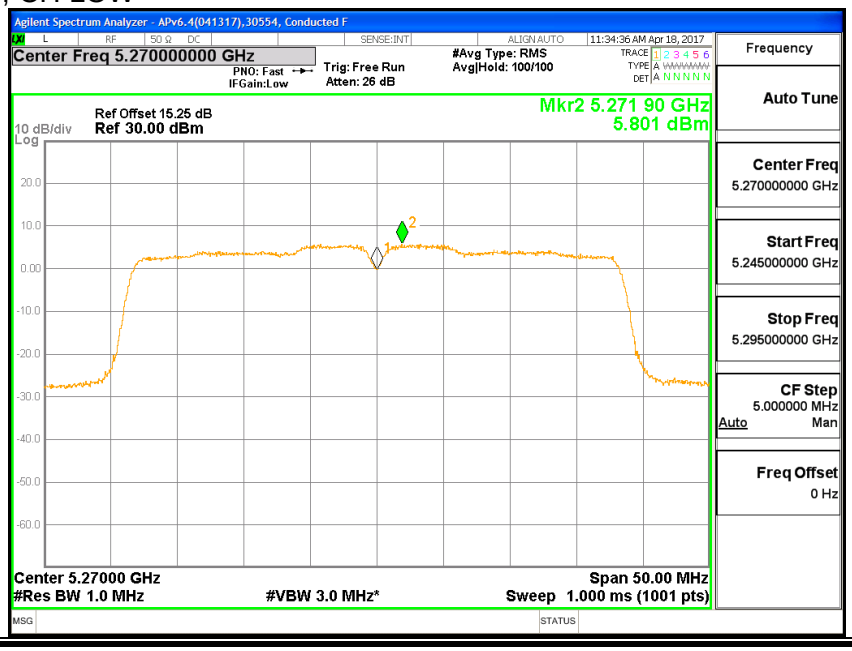

, CH HIGH

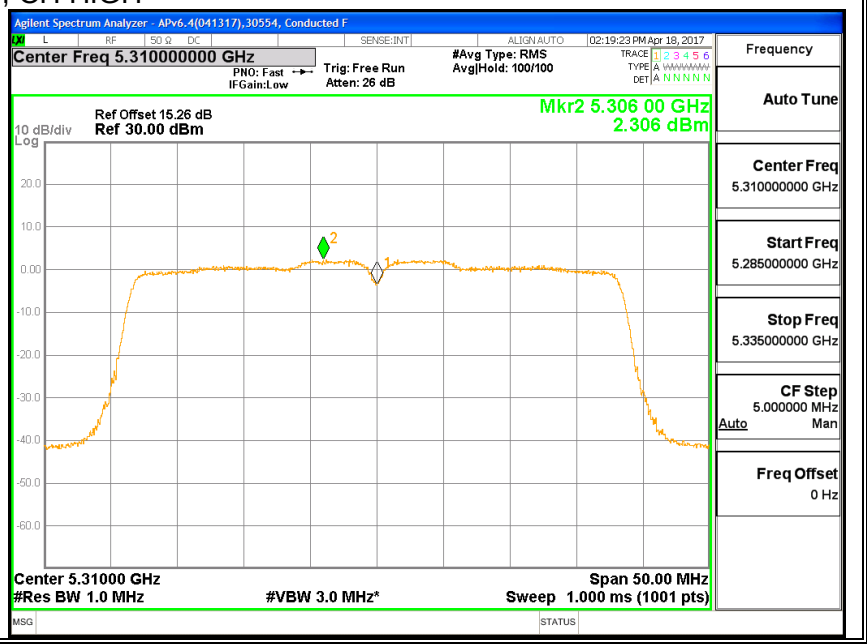

This report shall not be reproduced except in full, without the written approval of UL Verification Services Inc.

8.14. 11n HT40 LAT 3 SISO MODE IN THE 5.3GHz BAND

8.14.1. 26 dB BANDWIDTH

LIMITS

None; for reporting purposes only.

RESULTS

Channel	Frequency	26 dB BW LAT 3 (MHz)
Low	5270	40.6
High	5310	40.8

UL VERIFICATION SERVICES INC. FORM NO: CCSUP4701J
47173 BENICIA STREET, FREMONT, CA 94538, USA TEL: (510) 771-1000 FAX: (510) 661-0888
This report shall not be reproduced except in full, without the written approval of UL Verification Services Inc.

26dB, CH LOW

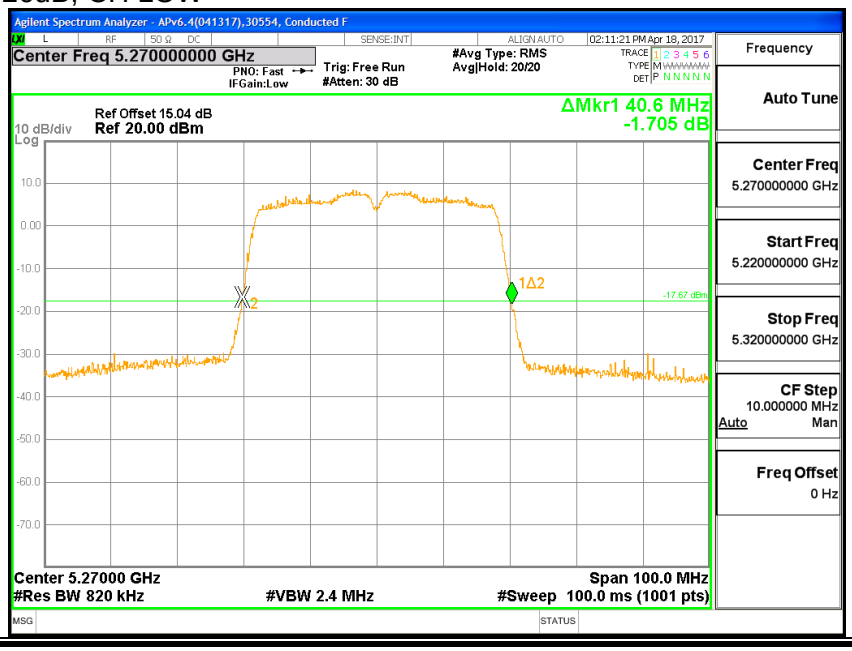

26dB, CH HIGH

UL VERIFICATION SERVICES INC. FORM NO: CCSUP4701J
47173 BENICIA STREET, FREMONT, CA 94538, USA TEL: (510) 771-1000 FAX: (510) 661-0888
This report shall not be reproduced except in full, without the written approval of UL Verification Services Inc.

8.14.2. 99% BANDWIDTH

LIMITS

None; for reporting purposes only.

RESULTS

Channel	Frequency	99% BW LAT 3 (MHz)
Low	5270	36.359
High	5310	36.149

UL VERIFICATION SERVICES INC. FORM NO: CCSUP4701J
47173 BENICIA STREET, FREMONT, CA 94538, USA TEL: (510) 771-1000 FAX: (510) 661-0888
This report shall not be reproduced except in full, without the written approval of UL Verification Services Inc.

OBW, CH LOW

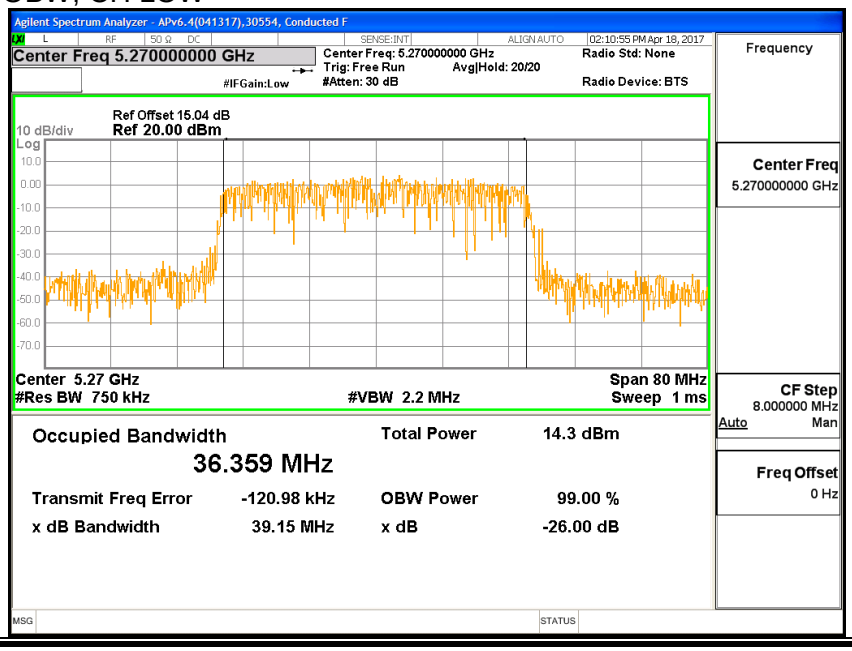

OBW, CH HIGH

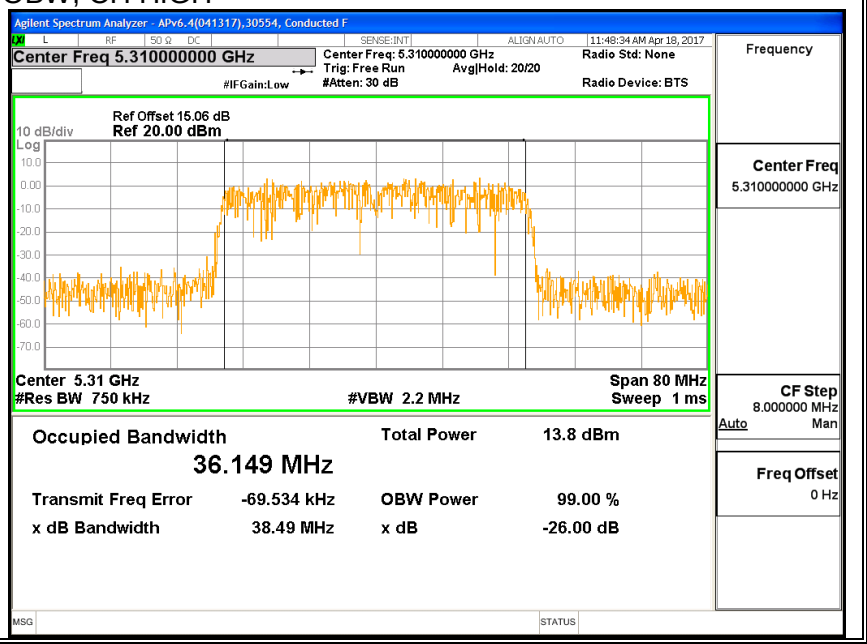

This report shall not be reproduced except in full, without the written approval of UL Verification Services Inc.

8.14.3. AVERAGE POWER

ID:	29446	Date:	7/10/2017

LIMITS

None; for reporting purposes only.

TEST PROCEDURE

Measurements perform using a wideband gated RF power meter.

RESULTS

Channel	Frequency	Power LAT 3 (dBm)
Low	5270	19.39
High	5310	15.42

UL VERIFICATION SERVICES INC. FORM NO: CCSUP4701J
47173 BENICIA STREET, FREMONT, CA 94538, USA TEL: (510) 771-1000 FAX: (510) 661-0888
This report shall not be reproduced except in full, without the written approval of UL Verification Services Inc.

8.14.4. OUTPUT POWER AND PPSD

LIMITS

FCC §15.407 (a) (2)

For the band 5.25–5.35 GHz, the maximum conducted output power over the frequency band of operation shall not exceed the lesser of 250 mW or 11 dBm + 10 log B, where B is the 26–dB emission bandwidth in MHz. In addition, the maximum power spectral density shall not exceed 11 dBm in any 1–MHz band. If transmitting antennas of directional gain greater than 6 dBi are used, both the maximum conducted output power and the peak power spectral density shall be reduced by the amount in dB that the directional gain of the antenna exceeds 6 dBi.

TEST PROCEDURE

Measurements perform using a wideband gated RF power meter provided that the gate parameters are adjusted such that the power is measured only when the EUT is transmitting at its maximum power control level. Since the measurement is made only during the ON time of the transmitter, no duty cycle correction factor is required.

DIRECTIONAL ANTENNA GAIN

There is only one transmitter output therefore the directional gain is equal to the antenna gain.

UL VERIFICATION SERVICES INC. FORM NO: CCSUP4701J
47173 BENICIA STREET, FREMONT, CA 94538, USA TEL: (510) 771-1000 FAX: (510) 661-0888
This report shall not be reproduced except in full, without the written approval of UL Verification Services Inc.

RESULTS

Bandwidth, Antenna Gain, and Limits

Channel	Frequency (MHz)	Min 26 dB BW (MHz)	Min 99% BW (MHz)	Directional Gain (dBi)	Power Limit (dBm)	PSD Limit (dBm/1MHz)
Low	5270	40.60	36.36	-0.46	24.00	11.00
High	5310	40.80	36.15	-0.46	24.00	11.00

Duty Cycle CF (dB)	0.10	**Included in Calculations of Corr'd PSD**

Output Power Results

Channel	Frequency (MHz)	LAT 3 Meas Power (dBm)	Total Corr'd Power (dBm)	Power Limit (dBm)	Power Margin (dB)
Low	5270	19.39	19.39	24.00	-4.61
High	5310	15.42	15.42	24.00	-8.58

PSD Results

Channel	Frequency (MHz)	LAT 3 Meas PSD (dBm/1MHz)	Total Corr'd PSD (dBm/1MHz)	PSD Limit (dBm/1MHz)	PSD Margin (dB)
Low	5270	5.80	5.90	11.00	-5.10
High	5310	2.36	2.46	11.00	-8.54

UL VERIFICATION SERVICES INC. FORM NO: CCSUP4701J
47173 BENICIA STREET, FREMONT, CA 94538, USA TEL: (510) 771-1000 FAX: (510) 661-0888
This report shall not be reproduced except in full, without the written approval of UL Verification Services Inc.

, CH LOW

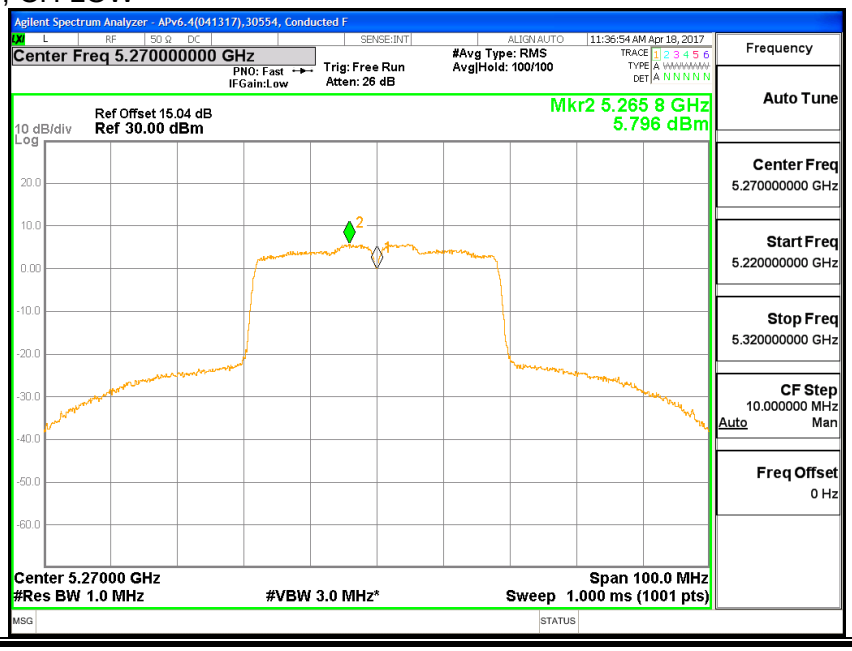

, CH HIGH

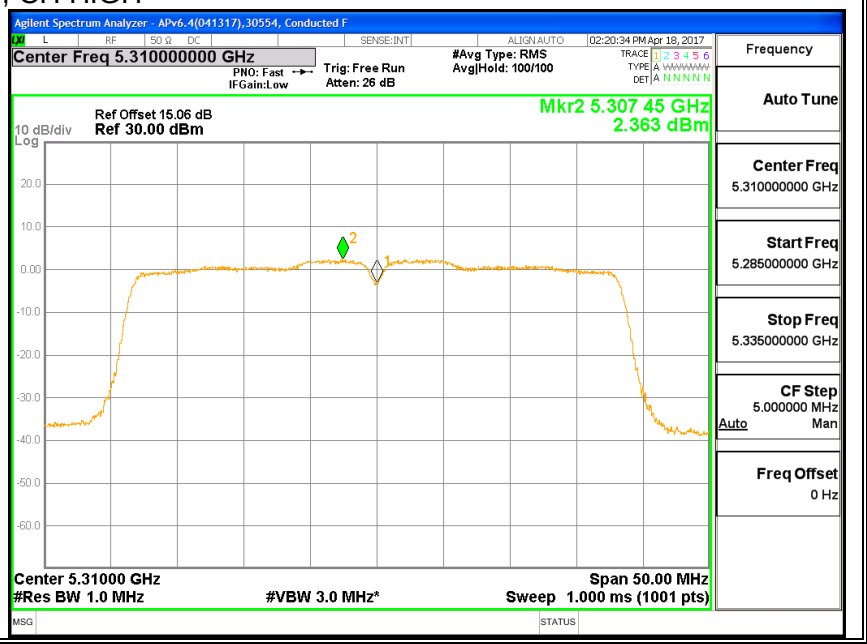

UL VERIFICATION SERVICES INC. FORM NO: CCSUP4701J
47173 BENICIA STREET, FREMONT, CA 94538, USA TEL: (510) 771-1000 FAX: (510) 661-0888
This report shall not be reproduced except in full, without the written approval of UL Verification Services Inc.

8.15. 11n HT40 2TX CDD MIMO MODE IN THE 5.3GHz BAND

8.15.1. 26 dB BANDWIDTH

LIMITS

None; for reporting purposes only.

RESULTS

Channel	Frequency	26 dB BW UAT 2 (MHz)	26 dB BW LAT 3 (MHz)
Low	5270	40.6	40.1
High	5310	40.7	40.1

UL VERIFICATION SERVICES INC. FORM NO: CCSUP4701J
47173 BENICIA STREET, FREMONT, CA 94538, USA TEL: (510) 771-1000 FAX: (510) 661-0888
This report shall not be reproduced except in full, without the written approval of UL Verification Services Inc.

UAT 2 26dB , CH LOW

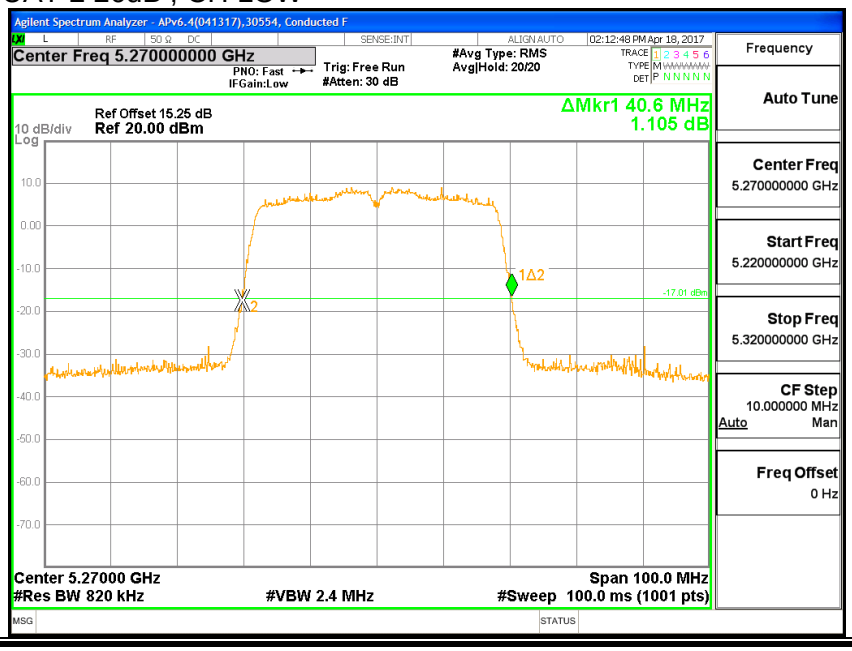

LAT 3 26dB , CH LOW

This report shall not be reproduced except in full, without the written approval of UL Verification Services Inc.

UAT 2 26dB , CH HIGH

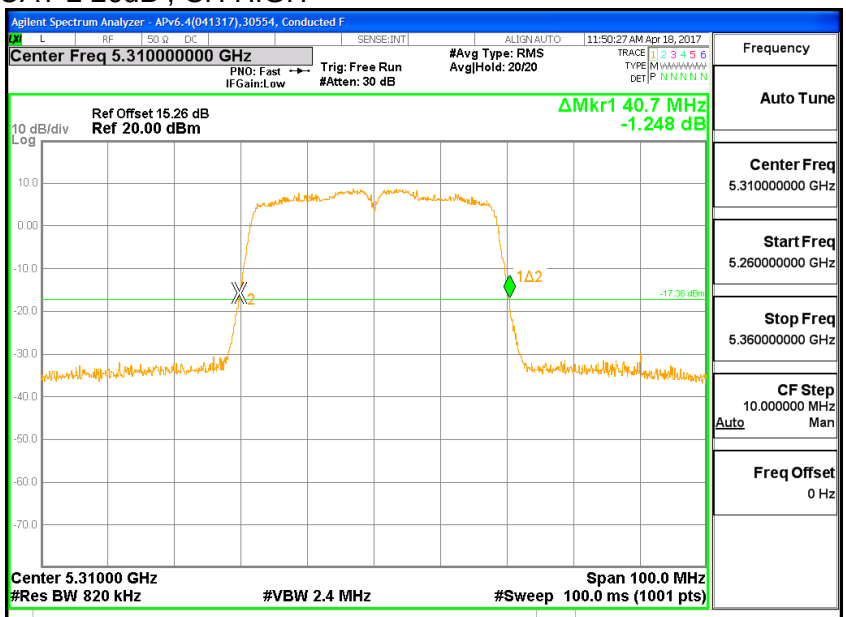

LAT 3 26dB , CH HIGH

UL VERIFICATION SERVICES INC. FORM NO: CCSUP4701J
47173 BENICIA STREET, FREMONT, CA 94538, USA TEL: (510) 771-1000 FAX: (510) 661-0888
This report shall not be reproduced except in full, without the written approval of UL Verification Services Inc.

8.15.2. 99% BANDWIDTH

LIMITS

None; for reporting purposes only.

RESULTS

Channel	Frequency	99% BW UAT 2 (MHz)	99% BW LAT 3 (MHz)
Low	5270	36.329	35.522
High	5310	36.22	36.308

This report shall not be reproduced except in full, without the written approval of UL Verification Services Inc.

UAT 2 OBW , CH LOW

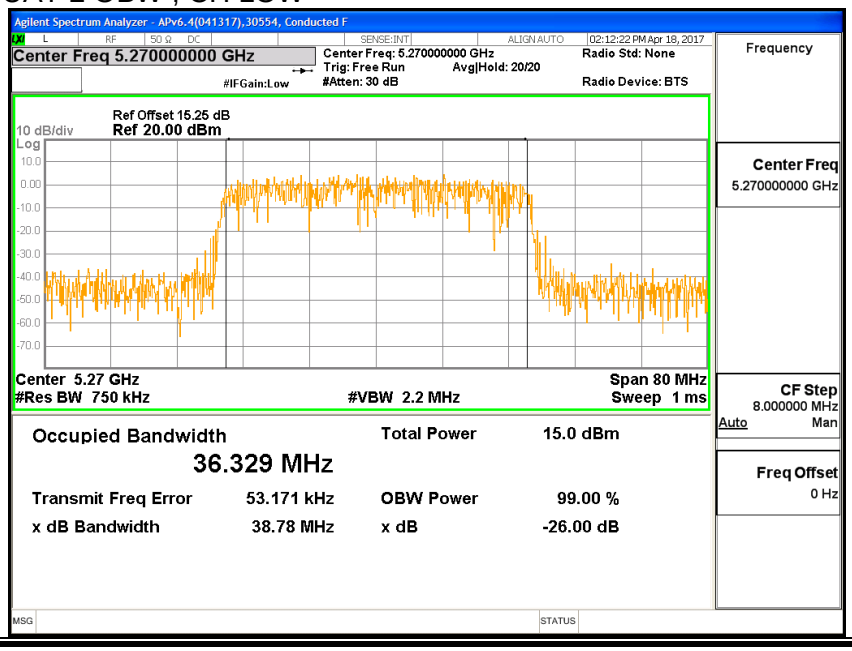

LAT 3 OBW , CH LOW

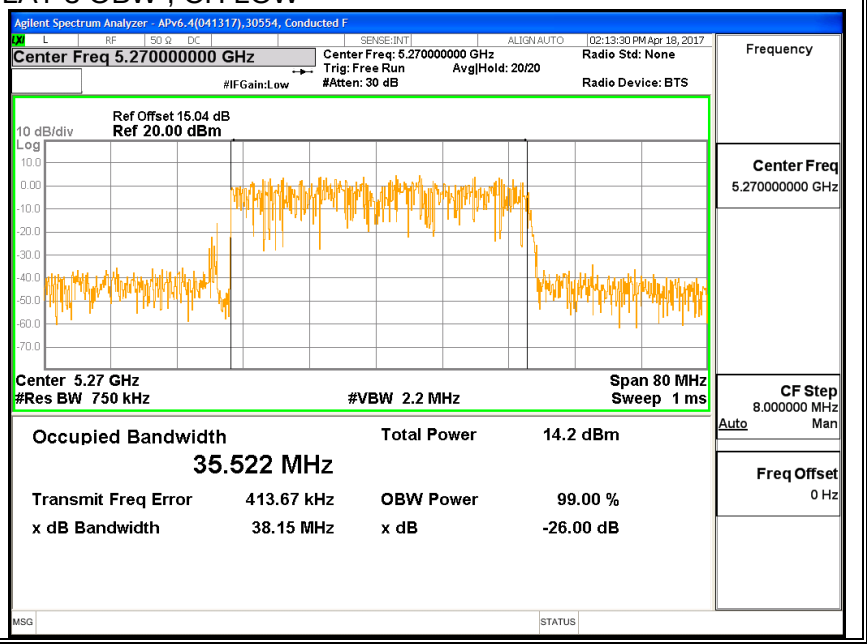

UL VERIFICATION SERVICES INC. FORM NO: CCSUP4701J
47173 BENICIA STREET, FREMONT, CA 94538, USA TEL: (510) 771-1000 FAX: (510) 661-0888
This report shall not be reproduced except in full, without the written approval of UL Verification Services Inc.

UAT 2 OBW , CH HIGH

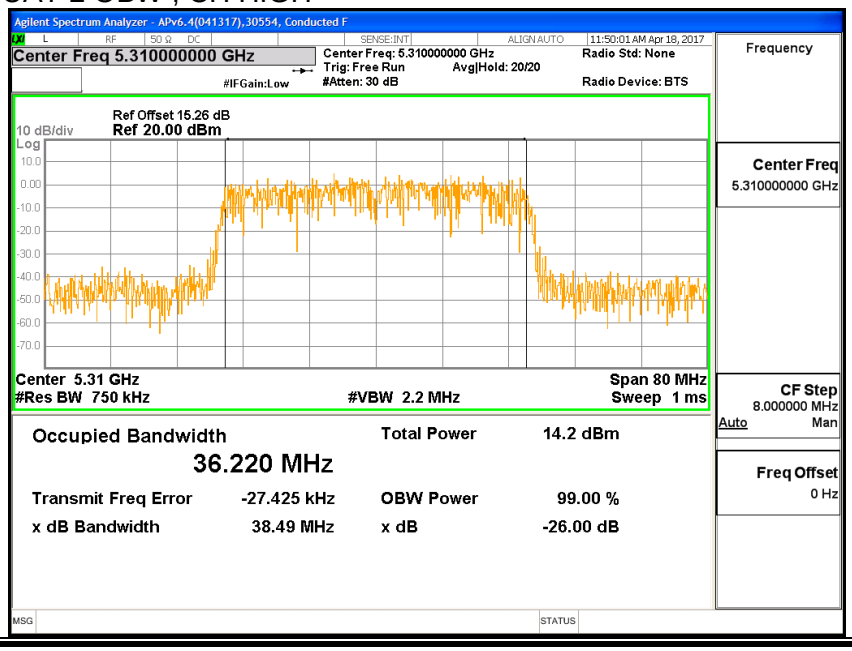

LAT 3 OBW , CH HIGH

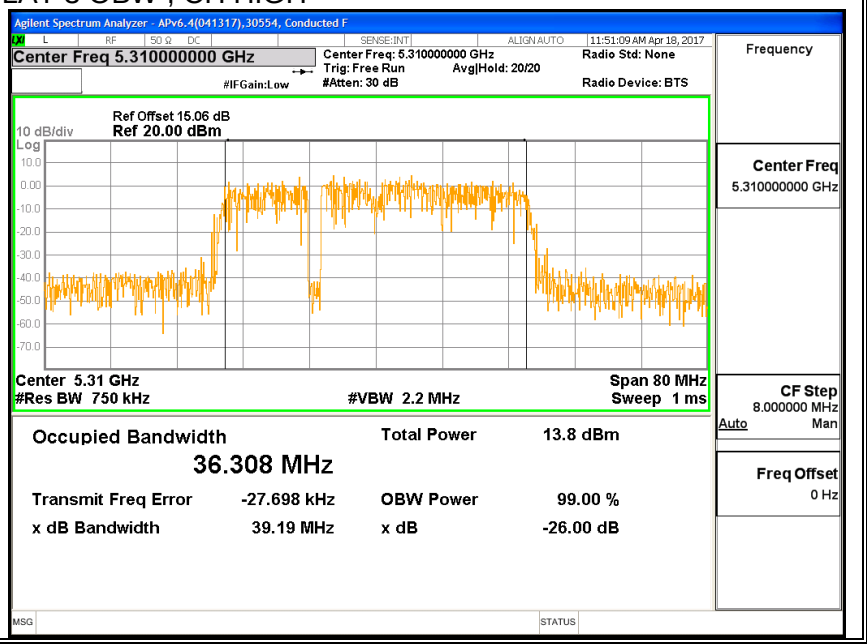

UL VERIFICATION SERVICES INC. FORM NO: CCSUP4701J
47173 BENICIA STREET, FREMONT, CA 94538, USA TEL: (510) 771-1000 FAX: (510) 661-0888
This report shall not be reproduced except in full, without the written approval of UL Verification Services Inc.

8.15.3. AVERAGE POWER

ID:	29446	Date:	7/10/2017

LIMITS

None; for reporting purposes only.

TEST PROCEDURE

Measurements perform using a wideband gated RF power meter.

RESULTS

Average Power Results

Channel	Frequency (MHz)	UAT 2 Power (dBm)	LAT 3 Power (dBm)	Total Power (dBm)
Low	5270	19.45	19.40	22.44
High	5310	14.93	14.89	17.92

This report shall not be reproduced except in full, without the written approval of UL Verification Services Inc.

8.15.4. OUTPUT POWER AND PPSD

LIMITS

FCC §15.407 (a) (2)

For the band 5.25–5.35 GHz, the maximum conducted output power over the frequency band of operation shall not exceed the lesser of 250 mW or 11 dBm + 10 log B, where B is the 26–dB emission bandwidth in MHz. In addition, the maximum power spectral density shall not exceed 11 dBm in any 1–MHz band. If transmitting antennas of directional gain greater than 6 dBi are used, both the maximum conducted output power and the peak power spectral density shall be reduced by the amount in dB that the directional gain of the antenna exceeds 6 dBi.

TEST PROCEDURE

Measurements perform using a wideband gated RF power meter provided that the gate parameters are adjusted such that the power is measured only when the EUT is transmitting at its maximum power control level. Since the measurement is made only during the ON time of the transmitter, no duty cycle correction factor is required.

DIRECTIONAL ANTENNA GAIN

For Power Used uncorrelated gain: The TX chains are uncorrelated and the antenna gain is unequal among the chains. The directional gain is:

UAT 2 Antenna Gain (dBi)	LAT 3 Antenna Gain (dBi)	Uncorrelated Chains Directional Gain (dBi)
-1.91	-0.46	-1.12

For PSD Used correlated gain: The TX chains are correlated and the antenna gain is unequal among the chains. The directional gain is:

UAT 2 Antenna Gain (dBi)	LAT 3 Antenna Gain (dBi)	Correlated Chains Directional Gain (dBi)
-1.91	-0.46	1.86

This report shall not be reproduced except in full, without the written approval of UL Verification Services Inc.

RESULTS

Bandwidth, Antenna Gain and Limits

Channel	Frequency (MHz)	Min 26 dB BW (MHz)	Min 99% BW (MHz)	Directional Gain for Power (dBi)	Directional Gain for PSD (dBi)	Power Limit (dBm)	PSD Limit (dBm/1MHz)
Low	5270	40.100	35.522	-1.12	1.86	24.00	11.00
High	5310	40.100	36.220	-1.12	1.86	24.00	11.00

Duty Cycle CF (dB)	0.10	Included in Calculations of Corr'd PSD

Output Power Results

Channel	Frequency (MHz)	UAT 2 Meas Power (dBm)	LAT 3 Meas Power (dBm)	Total Corr'd Power (dBm)	Power Limit (dBm)	Power Margin (dB)
Low	5270	19.45	19.40	22.44	24.00	-1.56
High	5310	14.93	14.89	17.92	24.00	-6.08

PSD Results

Channel	Frequency (MHz)	UAT 2 Meas PSD (dBm/1MHz)	LAT 3 Meas PSD (dBm/1MHz)	Total Corr'd PSD (dBm/1MHz)	PSD Limit (dBm/1MHz)	PSD Margin (dB)
Low	5270	6.078	5.526	8.92	11.00	-2.08
High	5310	2.048	1.758	5.02	11.00	-5.98

UL VERIFICATION SERVICES INC. FORM NO: CCSUP4701J
47173 BENICIA STREET, FREMONT, CA 94538, USA TEL: (510) 771-1000 FAX: (510) 661-0888
This report shall not be reproduced except in full, without the written approval of UL Verification Services Inc.

UAT 2 , CH LOW

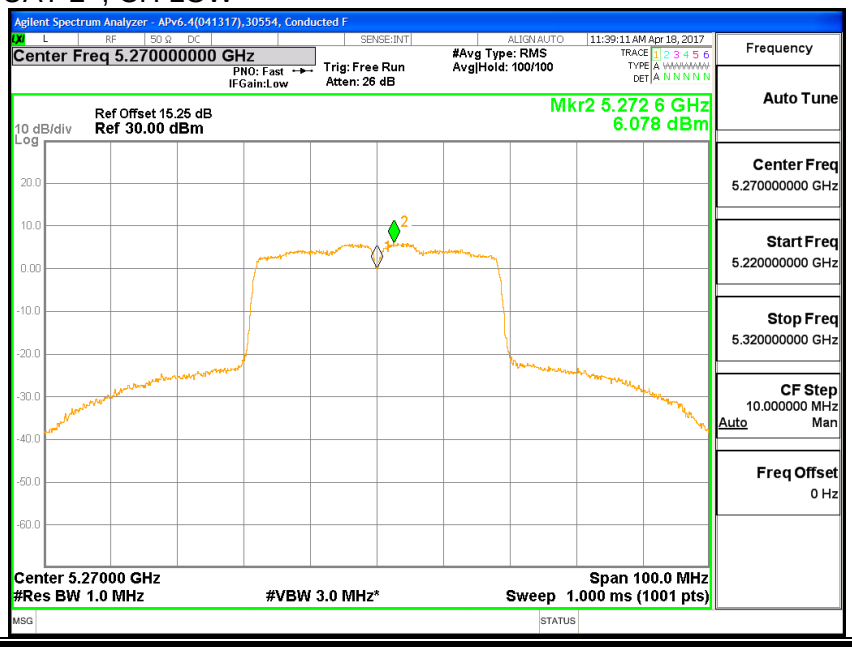

LAT 3 , CH LOW

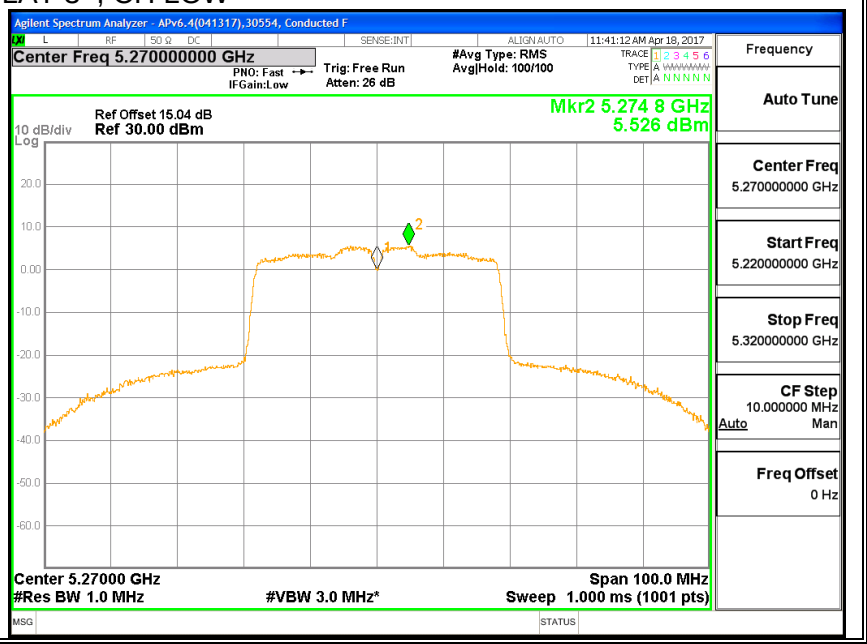

UL VERIFICATION SERVICES INC. FORM NO: CCSUP4701J
47173 BENICIA STREET, FREMONT, CA 94538, USA TEL: (510) 771-1000 FAX: (510) 661-0888
This report shall not be reproduced except in full, without the written approval of UL Verification Services Inc.

UAT 2 , CH HIGH

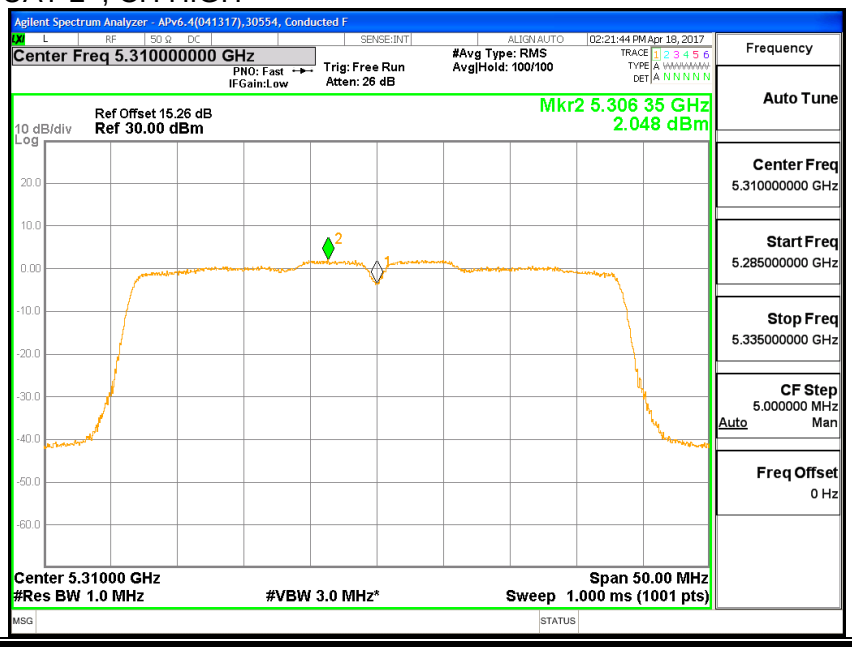

LAT 3 , CH HIGH

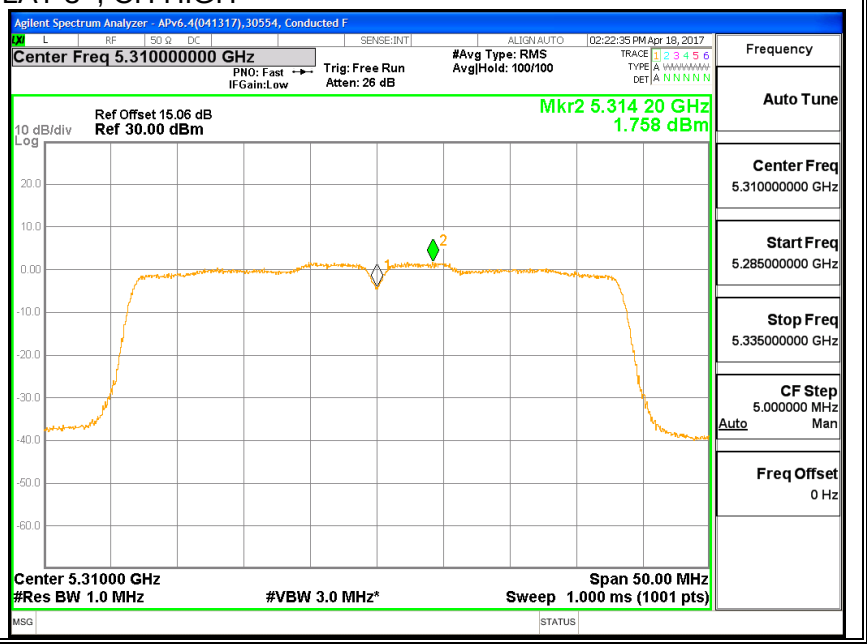

UL VERIFICATION SERVICES INC. FORM NO: CCSUP4701J
47173 BENICIA STREET, FREMONT, CA 94538, USA TEL: (510) 771-1000 FAX: (510) 661-0888
This report shall not be reproduced except in full, without the written approval of UL Verification Services Inc.

8.16. 11ac HT80 UAT 2 SISO MODE IN THE 5.3GHz BAND

8.16.1. 26 dB BANDWIDTH

LIMITS

None; for reporting purposes only.

RESULTS

Channel	Frequency	26 dB BW UAT 2 (MHz)
Mid	5290	82.4

This report shall not be reproduced except in full, without the written approval of UL Verification Services Inc.

26dB, CH MID

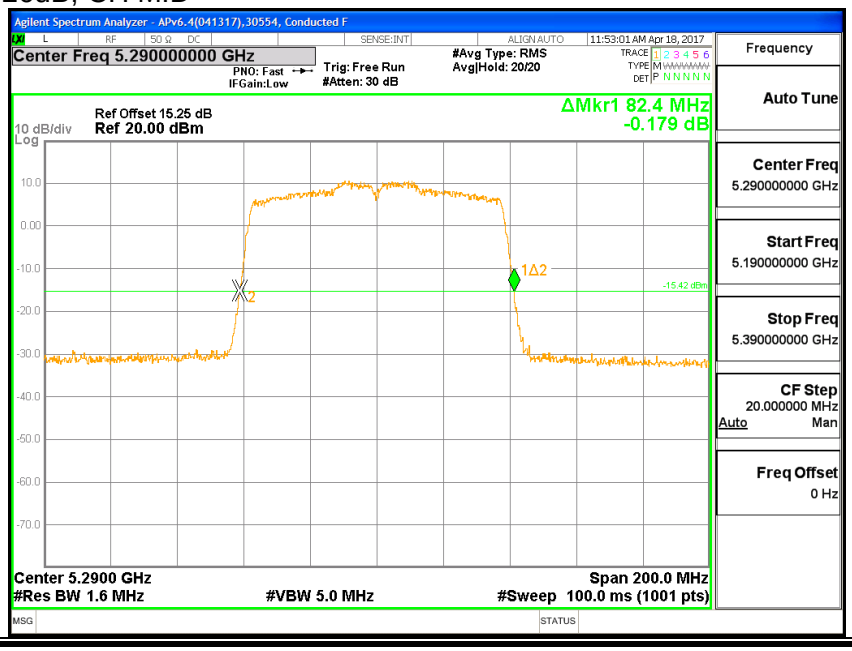

This report shall not be reproduced except in full, without the written approval of UL Verification Services Inc.

8.16.2. 99% BANDWIDTH

LIMITS

None; for reporting purposes only.

RESULTS

Channel	Frequency	99% BW UAT 2 (MHz)
Mid	5290	75.435

UL VERIFICATION SERVICES INC. FORM NO: CCSUP4701J
47173 BENICIA STREET, FREMONT, CA 94538, USA TEL: (510) 771-1000 FAX: (510) 661-0888
This report shall not be reproduced except in full, without the written approval of UL Verification Services Inc.

OBW, CH MID

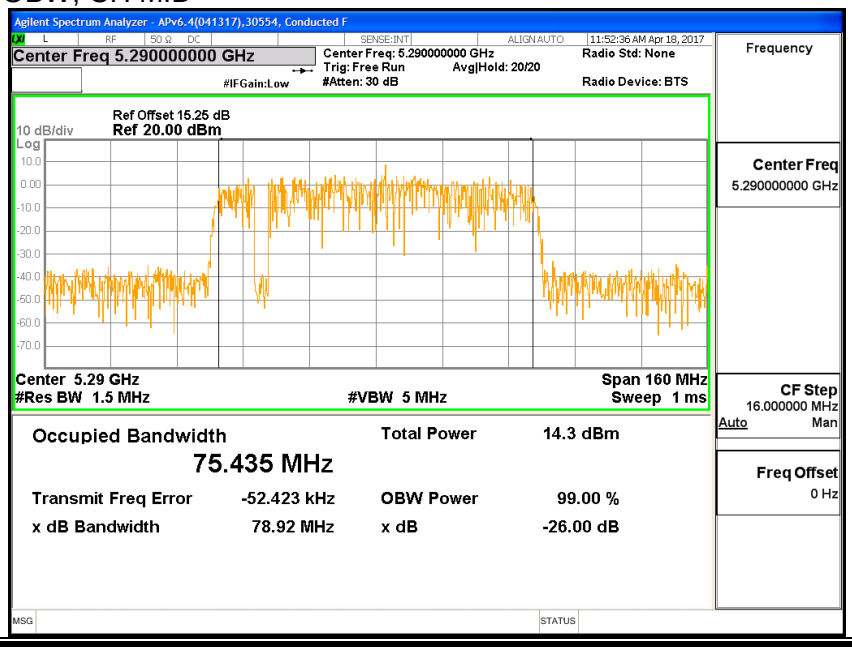

UL VERIFICATION SERVICES INC. FORM NO: CCSUP4701J
47173 BENICIA STREET, FREMONT, CA 94538, USA TEL: (510) 771-1000 FAX: (510) 661-0888
This report shall not be reproduced except in full, without the written approval of UL Verification Services Inc.

8.16.3. AVERAGE POWER

ID:	29446	Date:	7/10/2017

LIMITS

None; for reporting purposes only.

TEST PROCEDURE

Measurements perform using a wideband gated RF power meter.

RESULTS

Channel	Frequency	Power UAT 2 (dBm)
Mid	5290	14.93

UL VERIFICATION SERVICES INC. FORM NO: CCSUP4701J
47173 BENICIA STREET, FREMONT, CA 94538, USA TEL: (510) 771-1000 FAX: (510) 661-0888
This report shall not be reproduced except in full, without the written approval of UL Verification Services Inc.

8.16.4. OUTPUT POWER AND PPSD

LIMITS

FCC §15.407 (a) (2)

For the band 5.25–5.35 GHz, the maximum conducted output power over the frequency band of operation shall not exceed the lesser of 250 mW or 11 dBm + 10 log B, where B is the 26–dB emission bandwidth in MHz. In addition, the maximum power spectral density shall not exceed 11 dBm in any 1–MHz band. If transmitting antennas of directional gain greater than 6 dBi are used, both the maximum conducted output power and the peak power spectral density shall be reduced by the amount in dB that the directional gain of the antenna exceeds 6 dBi.

TEST PROCEDURE

Measurements perform using a wideband gated RF power meter provided that the gate parameters are adjusted such that the power is measured only when the EUT is transmitting at its maximum power control level. Since the measurement is made only during the ON time of the transmitter, no duty cycle correction factor is required.

DIRECTIONAL ANTENNA GAIN

There is only one transmitter output therefore the directional gain is equal to the antenna gain.

UL VERIFICATION SERVICES INC. FORM NO: CCSUP4701J
47173 BENICIA STREET, FREMONT, CA 94538, USA TEL: (510) 771-1000 FAX: (510) 661-0888
This report shall not be reproduced except in full, without the written approval of UL Verification Services Inc.

RESULTS

Bandwidth, Antenna Gain, and Limits

Channel	Frequency (MHz)	Min 26 dB BW (MHz)	Min 99% BW (MHz)	Directional Gain (dBi)	Power Limit (dBm)	PSD Limit (dBm/1MHz)
Mid	5290	82.40	75.44	-1.91	24.00	11.00

Duty Cycle CF (dB)	0.19	Included in Calculations of Corr'd PSD

Output Power Results

Channel	Frequency (MHz)	UAT 2 Meas Power (dBm)	Total Corr'd Power (dBm)	Power Limit (dBm)	Power Margin (dB)
Mid	5290	14.930	14.93	24.00	-9.07

PPSD Results

Channel	Frequency (MHz)	UAT 2 Meas PSD (dBm/1MHz)	Total Corr'd PSD (dBm/1MHz)	PSD Limit (dBm/1MHz)	PSD Margin (dB)
Mid	5290	-0.90	-0.71	11.00	-11.71

UL VERIFICATION SERVICES INC. FORM NO: CCSUP4701J
47173 BENICIA STREET, FREMONT, CA 94538, USA TEL: (510) 771-1000 FAX: (510) 661-0888
This report shall not be reproduced except in full, without the written approval of UL Verification Services Inc.

, CH MID

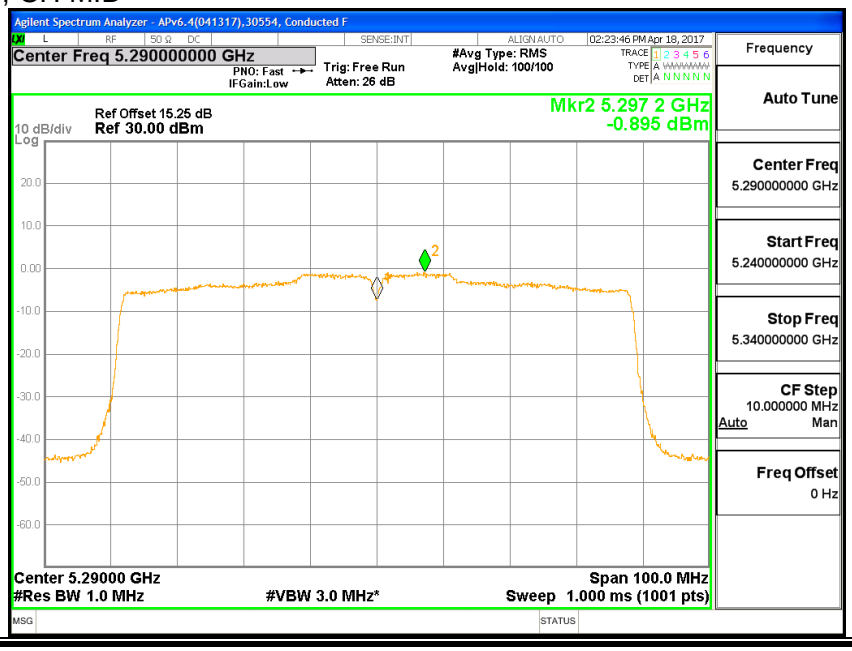

This report shall not be reproduced except in full, without the written approval of UL Verification Services Inc.

8.17. 11ac HT80 LAT 3 SISO MODE IN THE 5.3GHz BAND

8.17.1. 26 dB BANDWIDTH

LIMITS

None; for reporting purposes only.

RESULTS

Channel	Frequency	26 dB BW LAT 3 (MHz)
Mid	5290	82.4

UL VERIFICATION SERVICES INC. FORM NO: CCSUP4701J
47173 BENICIA STREET, FREMONT, CA 94538, USA TEL: (510) 771-1000 FAX: (510) 661-0888
This report shall not be reproduced except in full, without the written approval of UL Verification Services Inc.

26dB, CH MID

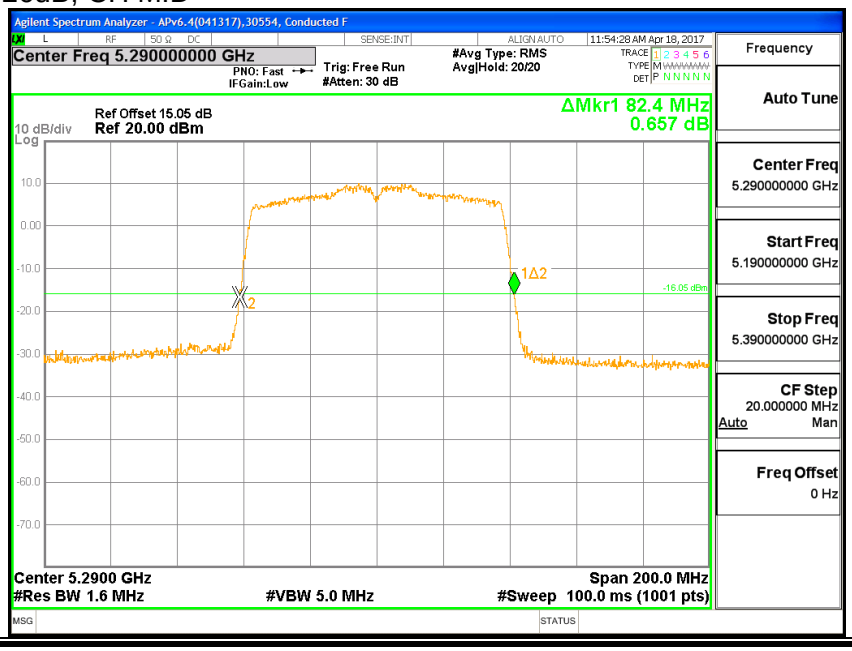

This report shall not be reproduced except in full, without the written approval of UL Verification Services Inc.

8.17.2. 99% BANDWIDTH

LIMITS

None; for reporting purposes only.

RESULTS

Channel	Frequency	99% BW LAT 3 (MHz)
Mid	5290	75.917

UL VERIFICATION SERVICES INC. FORM NO: CCSUP4701J
47173 BENICIA STREET, FREMONT, CA 94538, USA TEL: (510) 771-1000 FAX: (510) 661-0888
This report shall not be reproduced except in full, without the written approval of UL Verification Services Inc.

OBW, CH MID

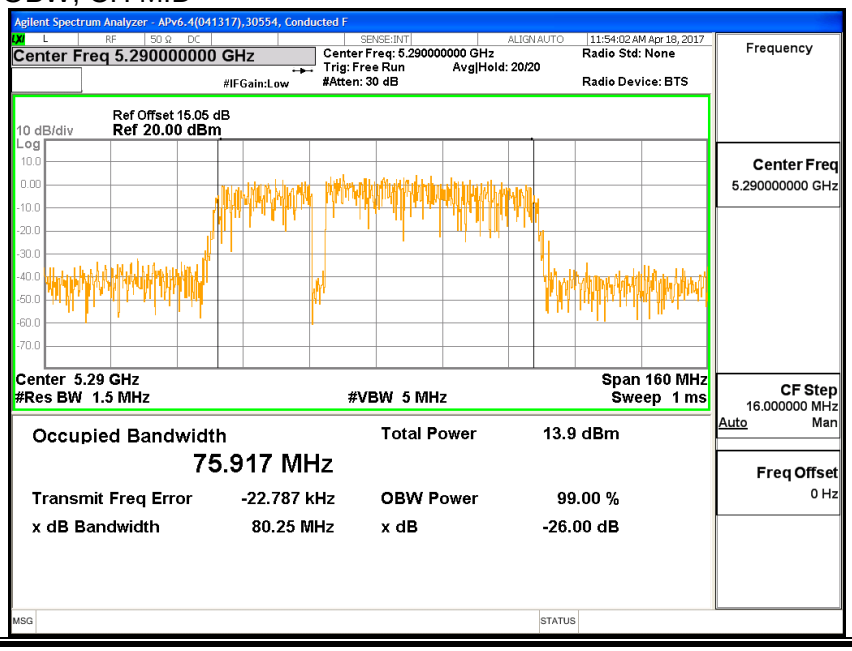

UL VERIFICATION SERVICES INC. FORM NO: CCSUP4701J
47173 BENICIA STREET, FREMONT, CA 94538, USA TEL: (510) 771-1000 FAX: (510) 661-0888
This report shall not be reproduced except in full, without the written approval of UL Verification Services Inc.

8.17.3. AVERAGE POWER

ID:	29446	Date:	7/10/2017

LIMITS

None; for reporting purposes only.

TEST PROCEDURE

Measurements perform using a wideband gated RF power meter.

RESULTS

Channel	Frequency	Power LAT 3 (dBm)
Mid	5290	15.00

UL VERIFICATION SERVICES INC. FORM NO: CCSUP4701J
47173 BENICIA STREET, FREMONT, CA 94538, USA TEL: (510) 771-1000 FAX: (510) 661-0888
This report shall not be reproduced except in full, without the written approval of UL Verification Services Inc.

8.17.4. OUTPUT POWER AND PPSD

LIMITS

FCC §15.407 (a) (2)

For the band 5.25–5.35 GHz, the maximum conducted output power over the frequency band of operation shall not exceed the lesser of 250 mW or 11 dBm + 10 log B, where B is the 26–dB emission bandwidth in MHz. In addition, the maximum power spectral density shall not exceed 11 dBm in any 1–MHz band. If transmitting antennas of directional gain greater than 6 dBi are used, both the maximum conducted output power and the peak power spectral density shall be reduced by the amount in dB that the directional gain of the antenna exceeds 6 dBi.

TEST PROCEDURE

Measurements perform using a wideband gated RF power meter provided that the gate parameters are adjusted such that the power is measured only when the EUT is transmitting at its maximum power control level. Since the measurement is made only during the ON time of the transmitter, no duty cycle correction factor is required.

DIRECTIONAL ANTENNA GAIN

There is only one transmitter output therefore the directional gain is equal to the antenna gain.

UL VERIFICATION SERVICES INC. FORM NO: CCSUP4701J
47173 BENICIA STREET, FREMONT, CA 94538, USA TEL: (510) 771-1000 FAX: (510) 661-0888
This report shall not be reproduced except in full, without the written approval of UL Verification Services Inc.

RESULTS

Bandwidth, Antenna Gain, and Limits

Channel	Frequency (MHz)	Min 26 dB BW (MHz)	Min 99% BW (MHz)	Directional Gain (dBi)	Power Limit (dBm)	PSD Limit (dBm/1MHz)
Mid	5290	82.40	75.92	-0.46	24.00	11.00

Duty Cycle CF (dB)	0.19	Included in Calculations of Corr'd PSD

Output Power Results

Channel	Frequency (MHz)	LAT 3 Meas Power (dBm)	Total Corr'd Power (dBm)	Power Limit (dBm)	Power Margin (dB)
Mid	5290	15.00	15.00	24.00	-9.00

PPSD Results

Channel	Frequency (MHz)	LAT 3 Meas PSD (dBm/1MHz)	Total Corr'd PSD (dBm/1MHz)	PSD Limit (dBm/1MHz)	PSD Margin (dB)
Mid	5290	-0.71	-0.52	11.00	-11.52

UL VERIFICATION SERVICES INC. FORM NO: CCSUP4701J
47173 BENICIA STREET, FREMONT, CA 94538, USA TEL: (510) 771-1000 FAX: (510) 661-0888
This report shall not be reproduced except in full, without the written approval of UL Verification Services Inc.

, CH MID

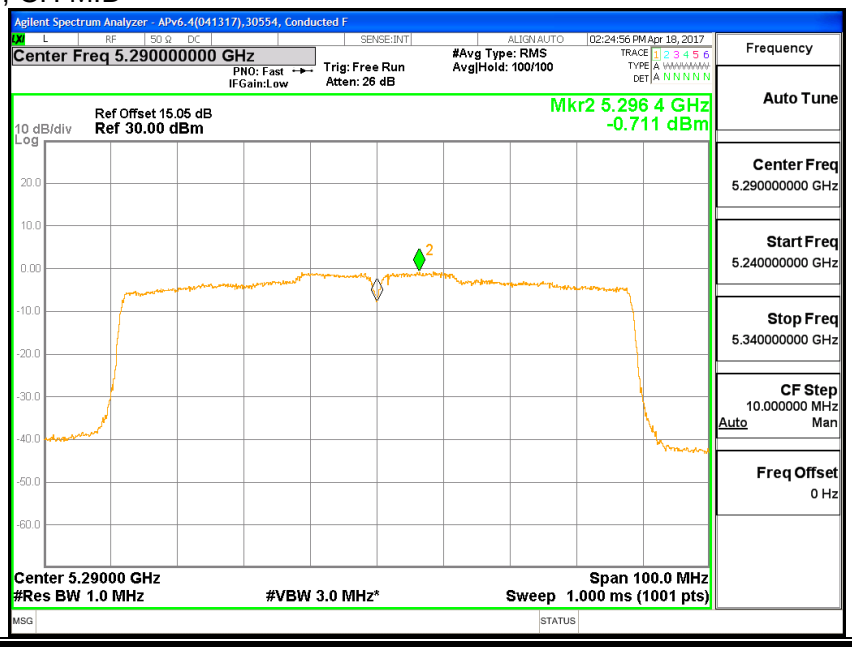

This report shall not be reproduced except in full, without the written approval of UL Verification Services Inc.

8.18. 11ac HT80 2TX CDD MIMO MODE IN THE 5.3GHz BAND

8.18.1. 26 dB BANDWIDTH

LIMITS

None; for reporting purposes only.

RESULTS

Channel	Frequency	26 dB BW UAT 2 (MHz)	26 dB BW LAT 3 (MHz)
Mid	5290	82.2	82

This report shall not be reproduced except in full, without the written approval of UL Verification Services Inc.

UAT 2 26dB , CH MID

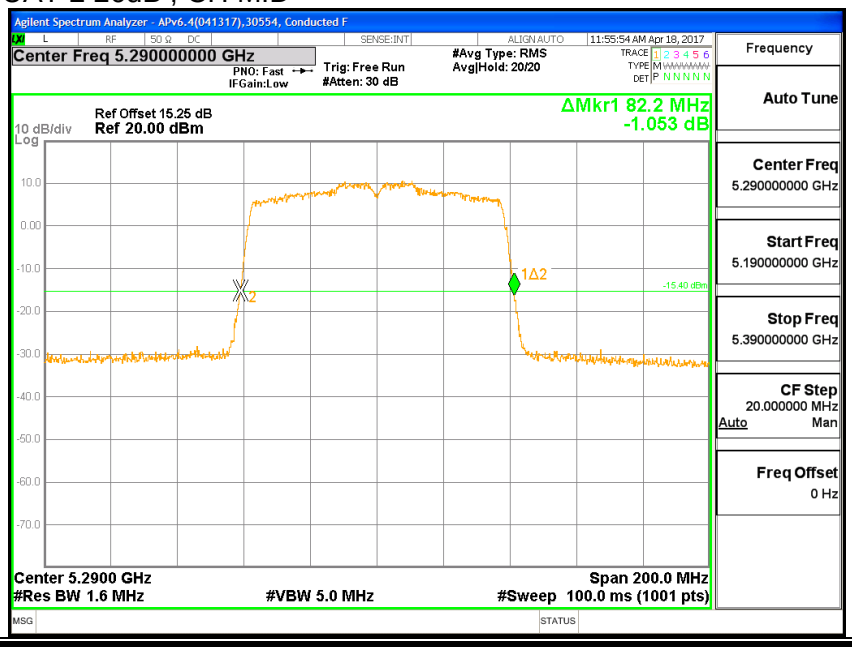

LAT 3 26dB , CH MID

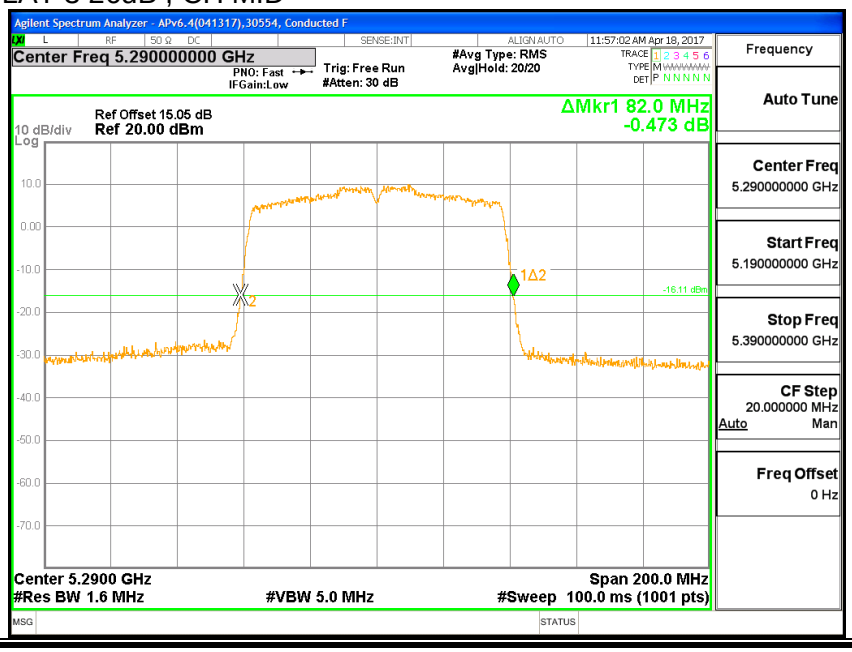

UL VERIFICATION SERVICES INC. FORM NO: CCSUP4701J
47173 BENICIA STREET, FREMONT, CA 94538, USA TEL: (510) 771-1000 FAX: (510) 661-0888
This report shall not be reproduced except in full, without the written approval of UL Verification Services Inc.

8.18.2. 99% BANDWIDTH

LIMITS

None; for reporting purposes only.

RESULTS

Channel	Frequency	99% BW UAT 2 (MHz)	99% BW LAT 3 (MHz)
Mid	5290	75.804	75.658

UL VERIFICATION SERVICES INC. FORM NO: CCSUP4701J
47173 BENICIA STREET, FREMONT, CA 94538, USA TEL: (510) 771-1000 FAX: (510) 661-0888
This report shall not be reproduced except in full, without the written approval of UL Verification Services Inc.

UAT 2 OBW , CH MID

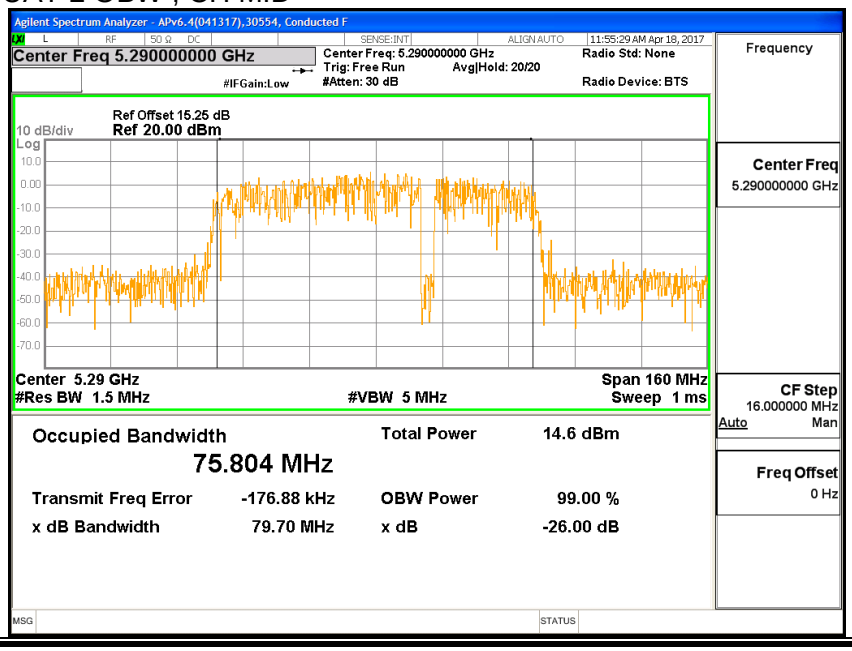

LAT 3 OBW , CH MID

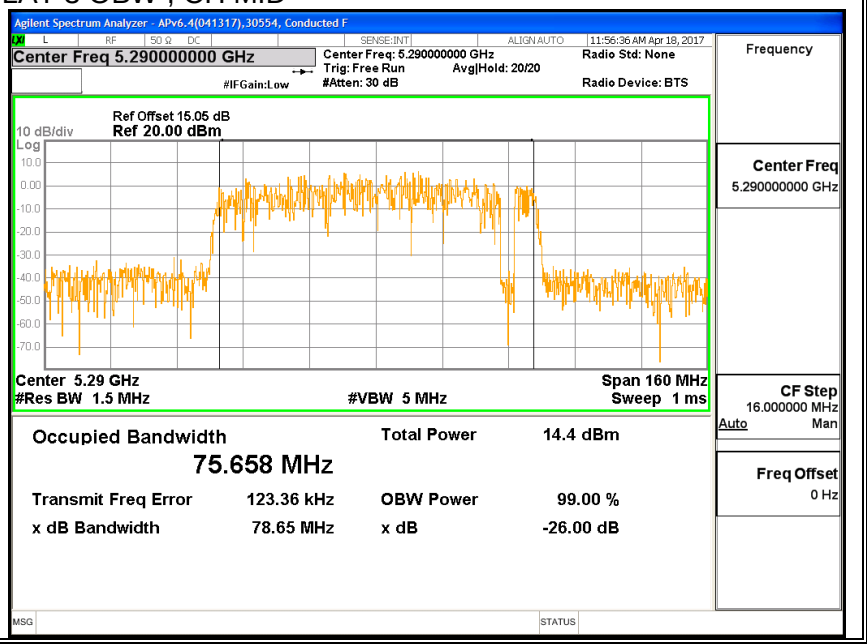

UL VERIFICATION SERVICES INC. FORM NO: CCSUP4701J
47173 BENICIA STREET, FREMONT, CA 94538, USA TEL: (510) 771-1000 FAX: (510) 661-0888
This report shall not be reproduced except in full, without the written approval of UL Verification Services Inc.

8.18.3. AVERAGE POWER

ID:	29446	Date:	7/10/2017

LIMITS

None; for reporting purposes only.

TEST PROCEDURE

Measurements perform using a wideband gated RF power meter.

RESULTS

Average Power Results

Channel	Frequency (MHz)	UAT 2 Power (dBm)	LAT 3 Power (dBm)	Total Power (dBm)
Mid	5290	14.42	14.46	17.45

UL VERIFICATION SERVICES INC. FORM NO: CCSUP4701J
47173 BENICIA STREET, FREMONT, CA 94538, USA TEL: (510) 771-1000 FAX: (510) 661-0888
This report shall not be reproduced except in full, without the written approval of UL Verification Services Inc.

8.18.4. OUTPUT POWER AND PPSD

LIMITS

FCC §15.407 (a) (2)

For the band 5.25–5.35 GHz, the maximum conducted output power over the frequency band of operation shall not exceed the lesser of 250 mW or 11 dBm + 10 log B, where B is the 26–dB emission bandwidth in MHz. In addition, the maximum power spectral density shall not exceed 11 dBm in any 1–MHz band. If transmitting antennas of directional gain greater than 6 dBi are used, both the maximum conducted output power and the peak power spectral density shall be reduced by the amount in dB that the directional gain of the antenna exceeds 6 dBi.

TEST PROCEDURE

Measurements perform using a wideband gated RF power meter provided that the gate parameters are adjusted such that the power is measured only when the EUT is transmitting at its maximum power control level. Since the measurement is made only during the ON time of the transmitter, no duty cycle correction factor is required.

DIRECTIONAL ANTENNA GAIN

For Power Used uncorrelated gain: The TX chains are uncorrelated and the antenna gain is unequal among the chains. The directional gain is:

UAT 2 Antenna Gain (dBi)	LAT 3 Antenna Gain (dBi)	Uncorrelated Chains Directional Gain (dBi)
-1.91	-0.46	-1.12

T For PSD Used correlated gain: he TX chains are correlated and the antenna gain is unequal among the chains. The directional gain is:

UAT 2 Antenna Gain (dBi)	LAT 3 Antenna Gain (dBi)	Correlated Chains Directional Gain (dBi)
-1.91	-0.46	1.86

UL VERIFICATION SERVICES INC. FORM NO: CCSUP4701J
47173 BENICIA STREET, FREMONT, CA 94538, USA TEL: (510) 771-1000 FAX: (510) 661-0888
This report shall not be reproduced except in full, without the written approval of UL Verification Services Inc.

RESULTS

Bandwidth, Antenna Gain, and Limits

Channel	Frequency (MHz)	Min 26 dB BW (MHz)	Min 99% BW (MHz)	Directional Gain for Power (dBi)	Directional Gain for PSD (dBi)	Power Limit (dBm)	PSD Limit (dBm/1MHz)
Mid	5290	82.00	75.66	-1.12	1.86	24	11.0

Duty Cycle CF (dB)	0.19	**Included in Calculations of Corr'd PSD**

Output Power Results

Channel	Frequency (MHz)	UAT 2 Meas Power (dBm)	LAT 3 Meas Power (dBm)	Total Corr'd Power (dBm)	Power Limit (dBm)	Power Margin (dB)
Mid	5290	14.42	14.46	17.45	24.00	-6.55

PSD Results

Channel	Frequency (MHz)	UAT 2 Meas PSD (dBm/1MHz)	LAT 3 Meas PSD (dBm/1MHz)	Total Corr'd PSD (dBm/1MHz)	PSD Limit (dBm/1MHz)	PSD Margin (dB)
Mid	5290	-1.53	-2.21	1.34	11.00	-9.66

UL VERIFICATION SERVICES INC. FORM NO: CCSUP4701J
47173 BENICIA STREET, FREMONT, CA 94538, USA TEL: (510) 771-1000 FAX: (510) 661-0888
This report shall not be reproduced except in full, without the written approval of UL Verification Services Inc.

UAT 2 , CH MID

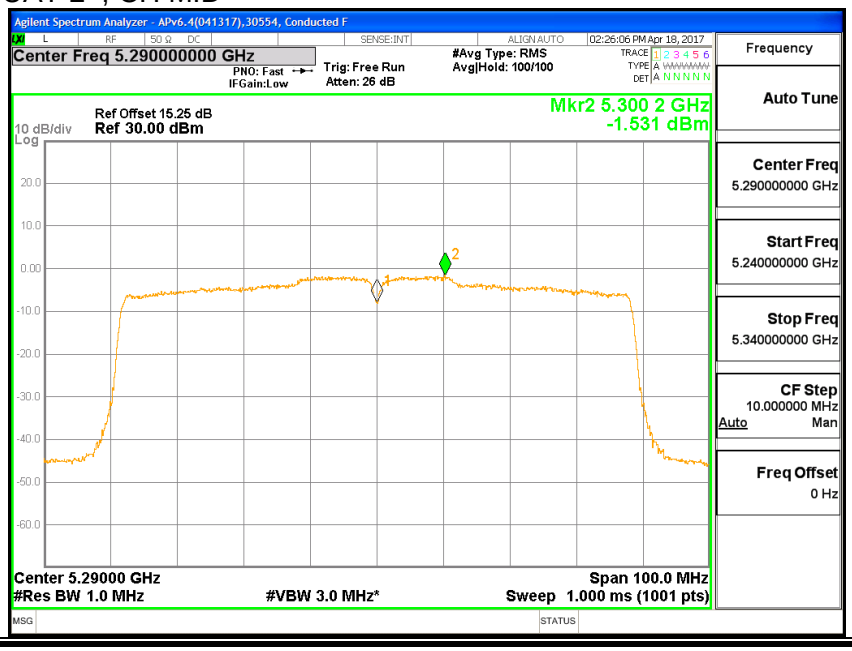

LAT 3 , CH MID

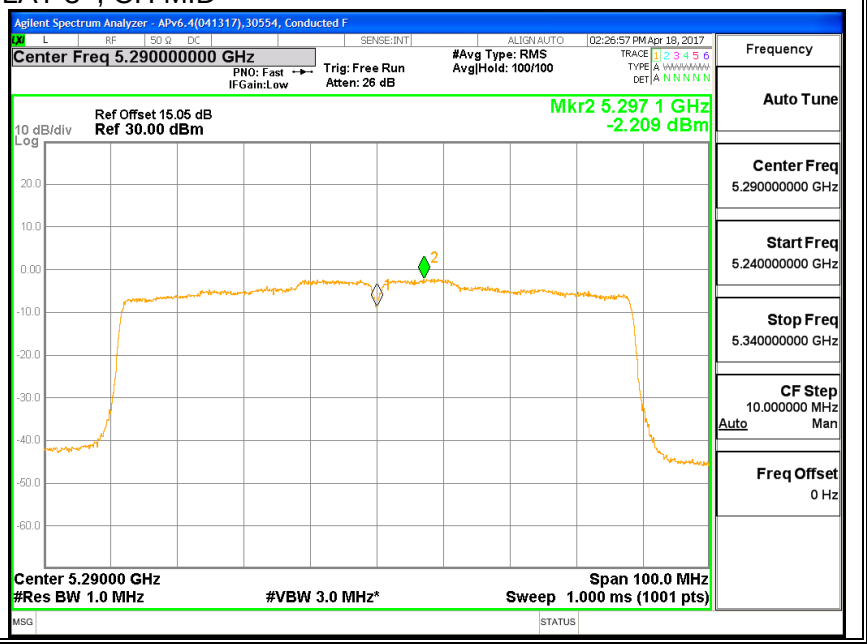

UL VERIFICATION SERVICES INC. FORM NO: CCSUP4701J
47173 BENICIA STREET, FREMONT, CA 94538, USA TEL: (510) 771-1000 FAX: (510) 661-0888
This report shall not be reproduced except in full, without the written approval of UL Verification Services Inc.

8.19. 11n HT20 UAT 2 SISO MODE IN THE 5.6GHz BAND

8.19.1. 26 dB BANDWIDTH

LIMITS

None; for reporting purposes only.

RESULTS

Channel	Frequency	26 dB BW UAT 2 (MHz)
Low	5500	21.95
Mid	5580	21.90
High	5700	22.20
144	5720	21.95

This report shall not be reproduced except in full, without the written approval of UL Verification Services Inc.

26dB, CH LOW

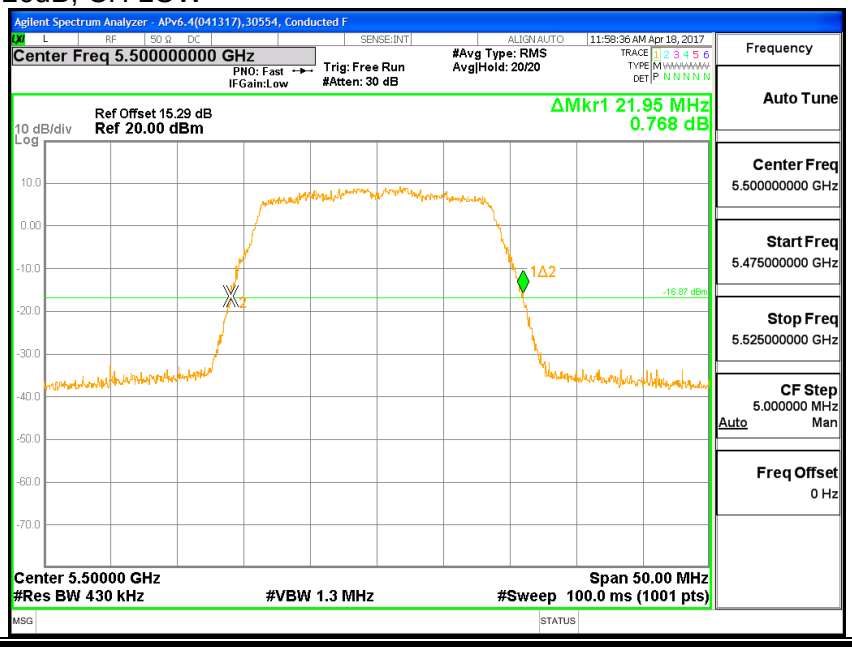

26dB, CH MID

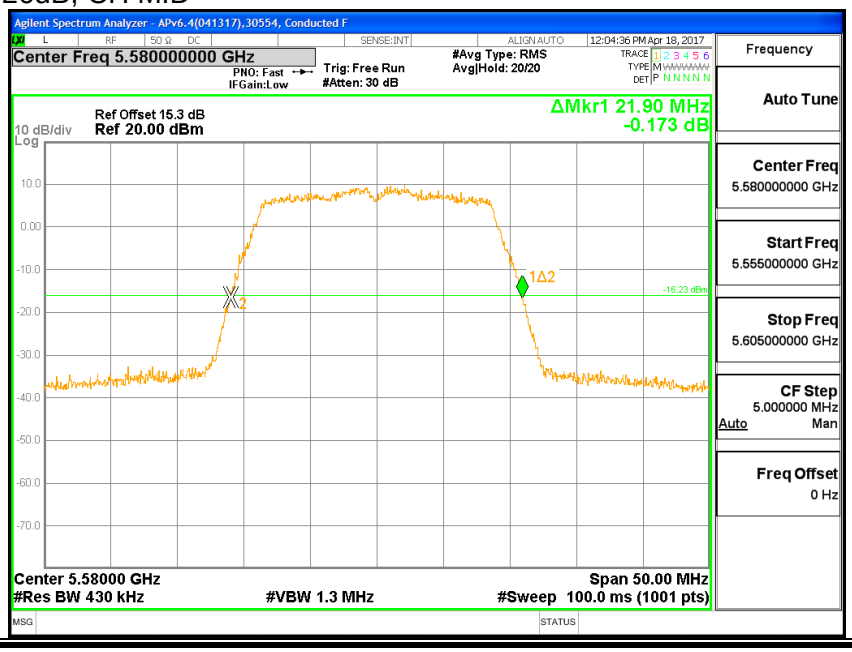

UL VERIFICATION SERVICES INC. FORM NO: CCSUP4701J
47173 BENICIA STREET, FREMONT, CA 94538, USA TEL: (510) 771-1000 FAX: (510) 661-0888
This report shall not be reproduced except in full, without the written approval of UL Verification Services Inc.

26dB, CH HIGH

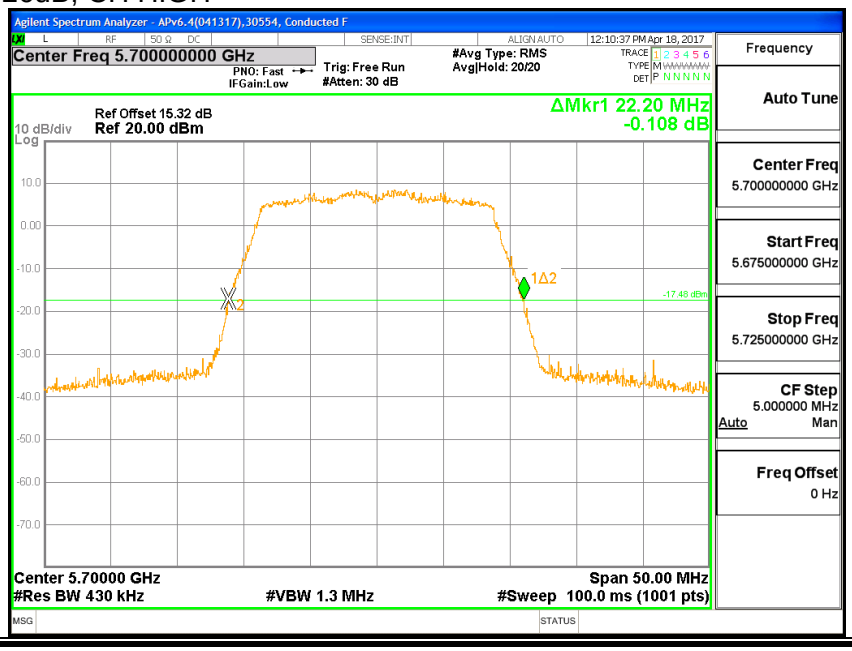

26dB, CH 144

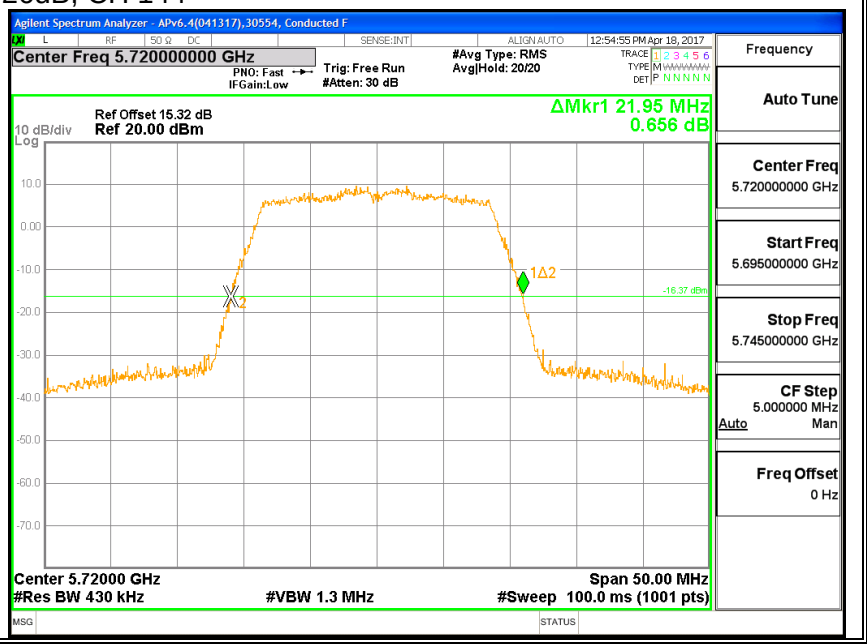

This report shall not be reproduced except in full, without the written approval of UL Verification Services Inc.

8.19.2. 99% BANDWIDTH

LIMITS

None; for reporting purposes only.

RESULTS

Channel	Frequency	99% BW UAT 2 (MHz)
Low	5500	17.737
Mid	5580	17.788
High	5700	17.672
144	5720	17.759

This report shall not be reproduced except in full, without the written approval of UL Verification Services Inc.

OBW, CH LOW

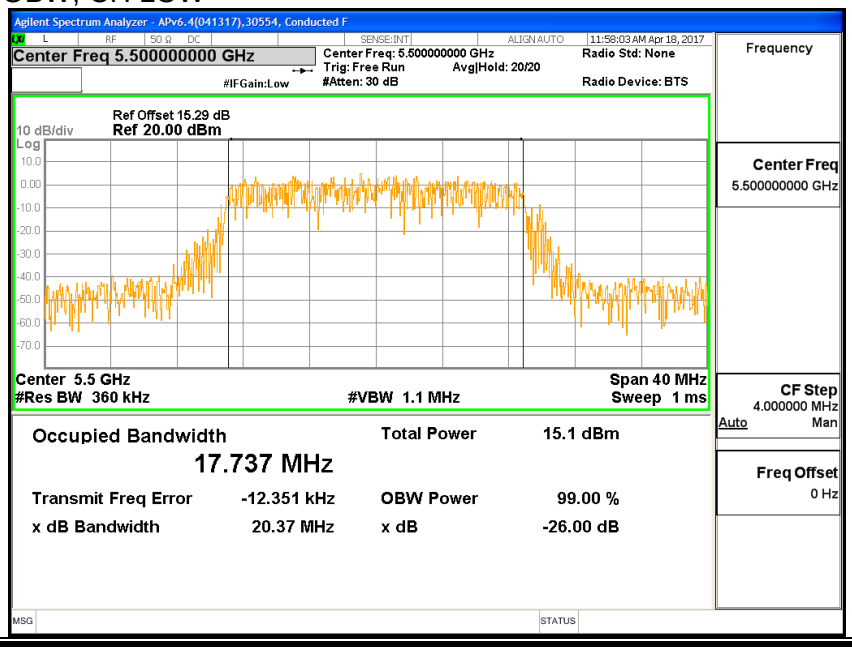

OBW, CH MID

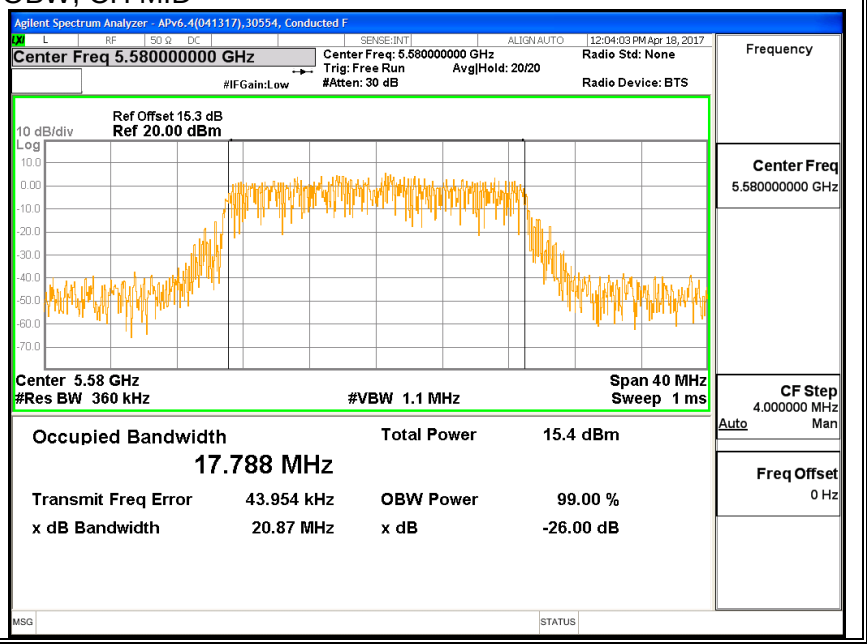

UL VERIFICATION SERVICES INC. FORM NO: CCSUP4701J
47173 BENICIA STREET, FREMONT, CA 94538, USA TEL: (510) 771-1000 FAX: (510) 661-0888
This report shall not be reproduced except in full, without the written approval of UL Verification Services Inc.

OBW, CH HIGH

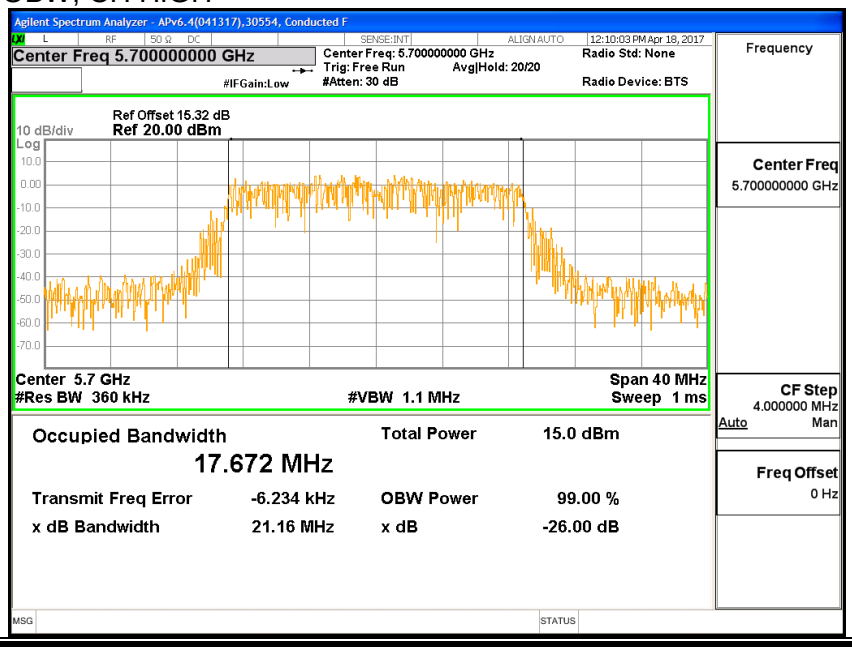

OBW, CH 144

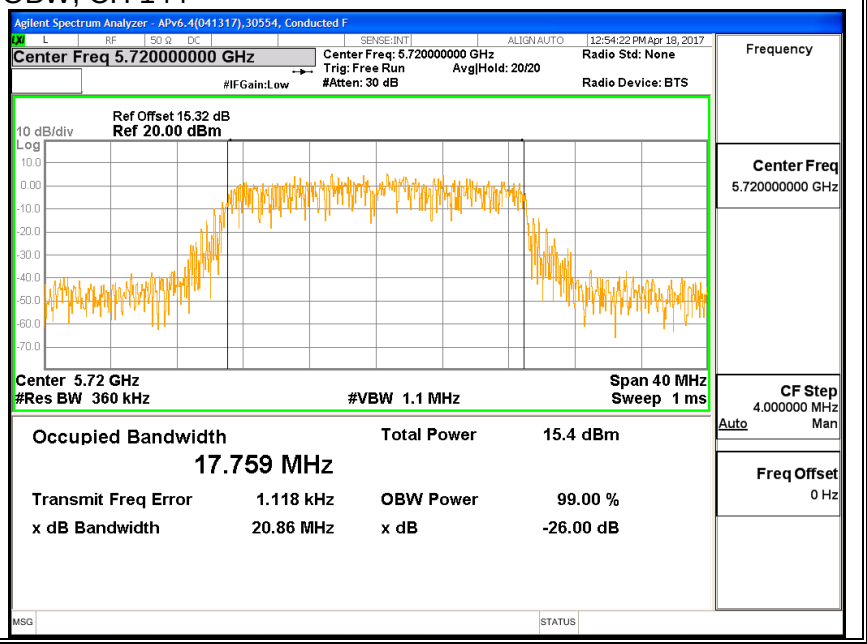

UL VERIFICATION SERVICES INC. FORM NO: CCSUP4701J
47173 BENICIA STREET, FREMONT, CA 94538, USA TEL: (510) 771-1000 FAX: (510) 661-0888
This report shall not be reproduced except in full, without the written approval of UL Verification Services Inc.

8.19.3. AVERAGE POWER

ID:	29446	Date:	7/10/17

LIMITS

None; for reporting purposes only.

TEST PROCEDURE

Measurements perform using a wideband gated RF power meter.

RESULTS

Channel	Frequency	Power UAT 2 (dBm)
Low	5500	16.43
Mid	5580	20.91
High	5700	16.88
144	5720	20.85

UL VERIFICATION SERVICES INC. FORM NO: CCSUP4701J
47173 BENICIA STREET, FREMONT, CA 94538, USA TEL: (510) 771-1000 FAX: (510) 661-0888
This report shall not be reproduced except in full, without the written approval of UL Verification Services Inc.

8.19.4. OUTPUT POWER AND PPSD

LIMITS

FCC §15.407 (a) (2)

For the band 5.47–5.725 GHz, the maximum conducted output power over the frequency band of operation shall not exceed the lesser of 250 mW or 11 dBm + 10 log B, where B is the 26–dB emission bandwidth in MHz. In addition, the maximum power spectral density shall not exceed 11 dBm in any 1–MHz band. If transmitting antennas of directional gain greater than 6 dBi are used, both the maximum conducted output power and the peak power spectral density shall be reduced by the amount in dB that the directional gain of the antenna exceeds 6 dBi.

TEST PROCEDURE

Measurements perform using a wideband gated RF power meter provided that the gate parameters are adjusted such that the power is measured only when the EUT is transmitting at its maximum power control level. Since the measurement is made only during the ON time of the transmitter, no duty cycle correction factor is required.

Straddle channel power is measured using PXA spectrum analyzer, duty cycle correction factor is required.

DIRECTIONAL ANTENNA GAIN

There is only one transmitter output therefore the directional gain is equal to the antenna gain.

UL VERIFICATION SERVICES INC. FORM NO: CCSUP4701J
47173 BENICIA STREET, FREMONT, CA 94538, USA TEL: (510) 771-1000 FAX: (510) 661-0888
This report shall not be reproduced except in full, without the written approval of UL Verification Services Inc.

RESULTS

Bandwidth, Antenna Gain, and Limits

Channel	Frequency (MHz)	Min 26 dB BW (MHz)	Min 99% BW (MHz)	Directional Gain (dBi)	Power Limit (dBm)	PSD Limit (dBm/1MHz)
Low	5500	21.95	17.74	-2.38	23.49	11.00
Mid	5580	21.90	17.79	-2.38	23.50	11.00
High	5700	22.20	17.67	-2.38	23.47	11.00

Duty Cycle CF (dB)	0.00	**Included in Calculations of Corr'd PSD**

Output Power Results

Channel	Frequency (MHz)	UAT 2 Meas Power (dBm)	Total Corr'd Power (dBm)	Power Limit (dBm)	Power Margin (dB)
Low	5500	16.43	16.43	23.49	-7.06
Mid	5580	20.91	20.91	23.50	-2.59
High	5700	16.88	16.88	23.47	-6.59

PSD Results

Channel	Frequency (MHz)	UAT 2 Meas PSD (dBm/1MHz)	Total Corr'd PSD (dBm/1MHz)	PSD Limit (dBm/1MHz)	PSD Margin (dB)
Low	5500	5.91	5.91	11.00	-5.09
Mid	5580	8.20	8.20	11.00	-2.80
High	5700	7.45	7.45	11.00	-3.55

UL VERIFICATION SERVICES INC. FORM NO: CCSUP4701J
47173 BENICIA STREET, FREMONT, CA 94538, USA TEL: (510) 771-1000 FAX: (510) 661-0888
This report shall not be reproduced except in full, without the written approval of UL Verification Services Inc.

, CH LOW

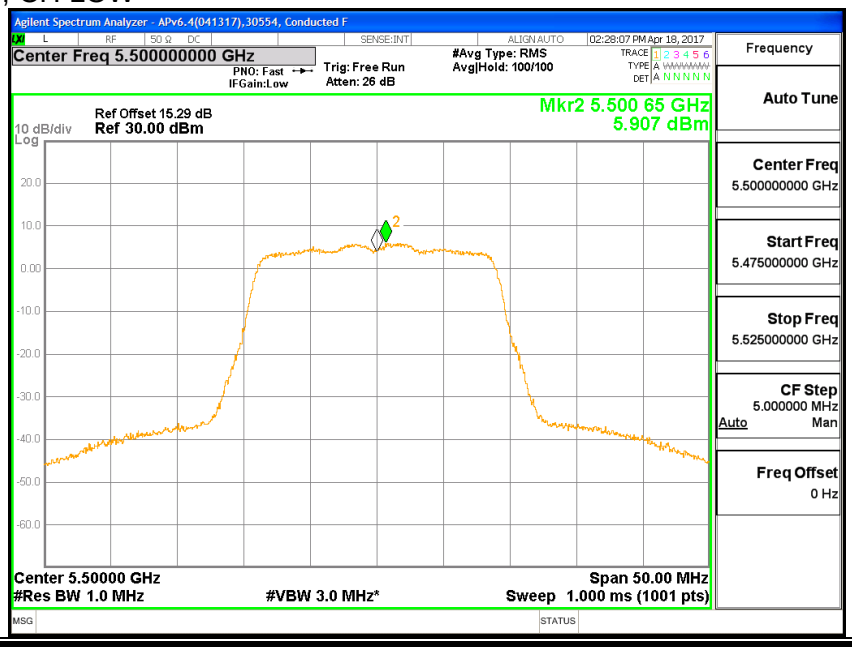

, CH MID

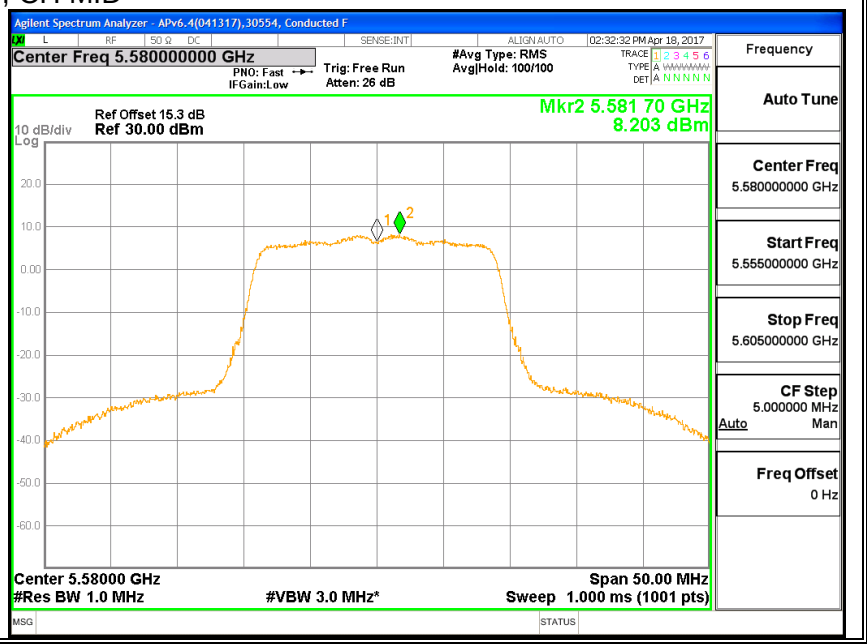

This report shall not be reproduced except in full, without the written approval of UL Verification Services Inc.

, CH HIGH

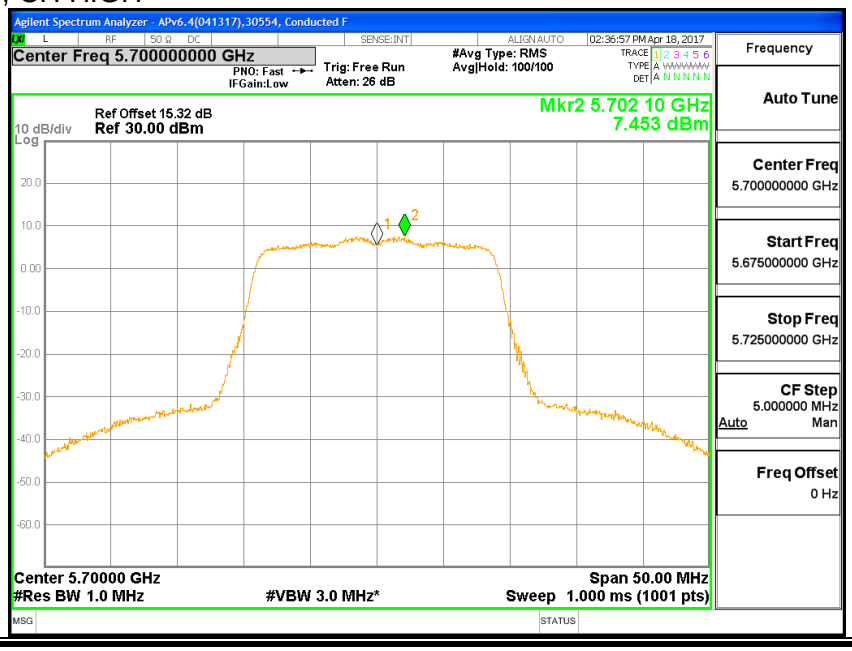

This report shall not be reproduced except in full, without the written approval of UL Verification Services Inc.

8.19.5. 11ac HT20 UAT 2 SISO STRADDLE CHANNEL 144

UNII-2C BAND

Bandwidth, Antenna Gain, and Limits

Channel	Frequency (MHz)	Min 26 dB BW (MHz)	Directional Gain for Power (dBi)	Directional Gain for PSD (dBi)	Power Limit (dBm)	PSD Limit (dBm/1MHz)
144	5720	21.95	-2.38	-2.38	24.00	11.00

Duty Cycle CF (dB)	0.00	**Included in Calculations of Corr'd Power & PSD**

Output Power Results

Channel	Frequency (MHz)	UAT 2 Meas Power (dBm)	Total Corr'd Power (dBm)	Power Limit (dBm)	Power Margin (dB)
144	5720	19.76	19.76	24.00	-4.24

PSD Results

Channel	Frequency (MHz)	UAT 2 Meas PSD (dBm/1MHz)	Total Corr'd PSD (dBm/1MHz)	PSD Limit (dBm/1MHz)	PSD Margin (dB)
144	5720	10.52	10.52	11.00	-0.48

UL VERIFICATION SERVICES INC. FORM NO: CCSUP4701J
47173 BENICIA STREET, FREMONT, CA 94538, USA TEL: (510) 771-1000 FAX: (510) 661-0888
This report shall not be reproduced except in full, without the written approval of UL Verification Services Inc.

OUTPUT POWER, CH 144 UNII 2C

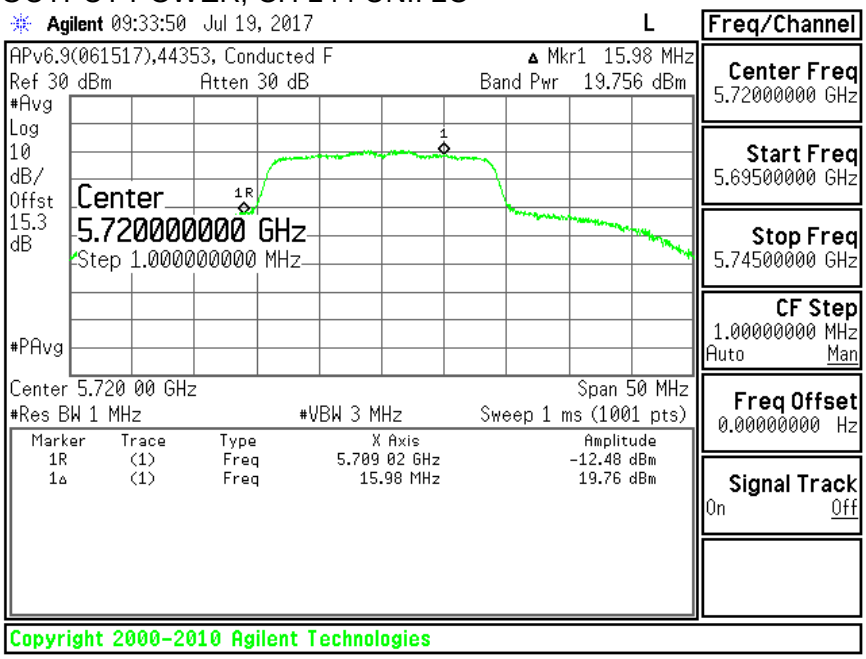

PSD, CH 144 UNII 2C

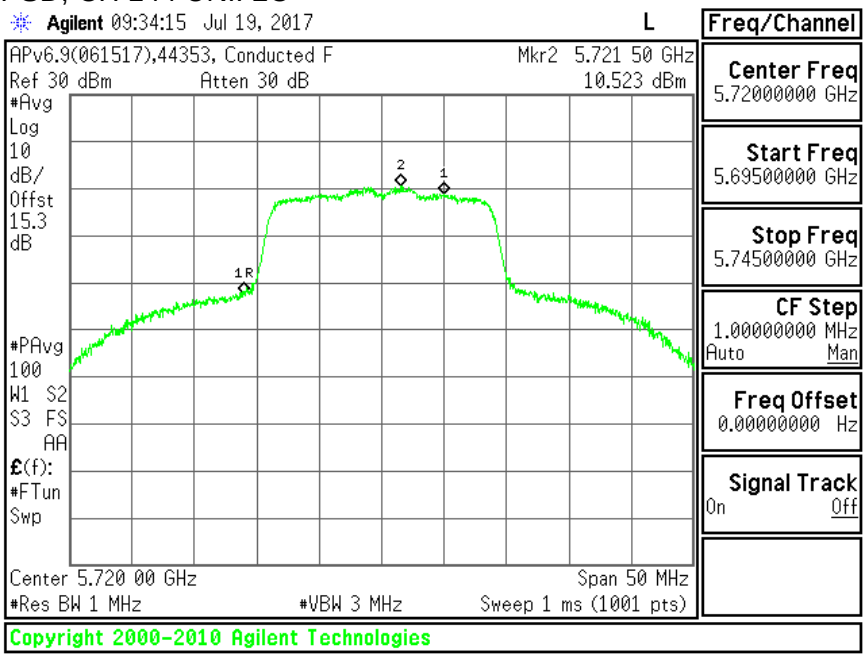

This report shall not be reproduced except in full, without the written approval of UL Verification Services Inc.

UNII-3 BAND

Antenna Gain and Limit

Channel	Frequency (MHz)	Min 26 dB BW (MHz)	Directional Gain (dBi)	Power Limit (dBm)	PSD Limit (dBm)
144	5720	21.95	-1.61	30.00	30.00

Duty Cycle CF (dB)	0.00	Included in Calculations of Corr'd Power & PSD

Output Power Results

Channel	Frequency (MHz)	LAT 3 Meas Power (dBm)	Total Corr'd Power (dBm)	Power Limit (dBm)	Power Margin (dB)
144	5720	13.381	13.381	30.00	-16.62

PSD Results

Channel	Frequency (MHz)	LAT 3 Meas PSD (dBm)	Total Corr'd PSD (dBm)	PSD Limit (dBm)	PSD Margin (dB)
144	5720	6.314	6.314	30.00	-23.69

UL VERIFICATION SERVICES INC. FORM NO: CCSUP4701J
47173 BENICIA STREET, FREMONT, CA 94538, USA TEL: (510) 771-1000 FAX: (510) 661-0888
This report shall not be reproduced except in full, without the written approval of UL Verification Services Inc.

OUTPUT POWER, CH 144 UNII 3

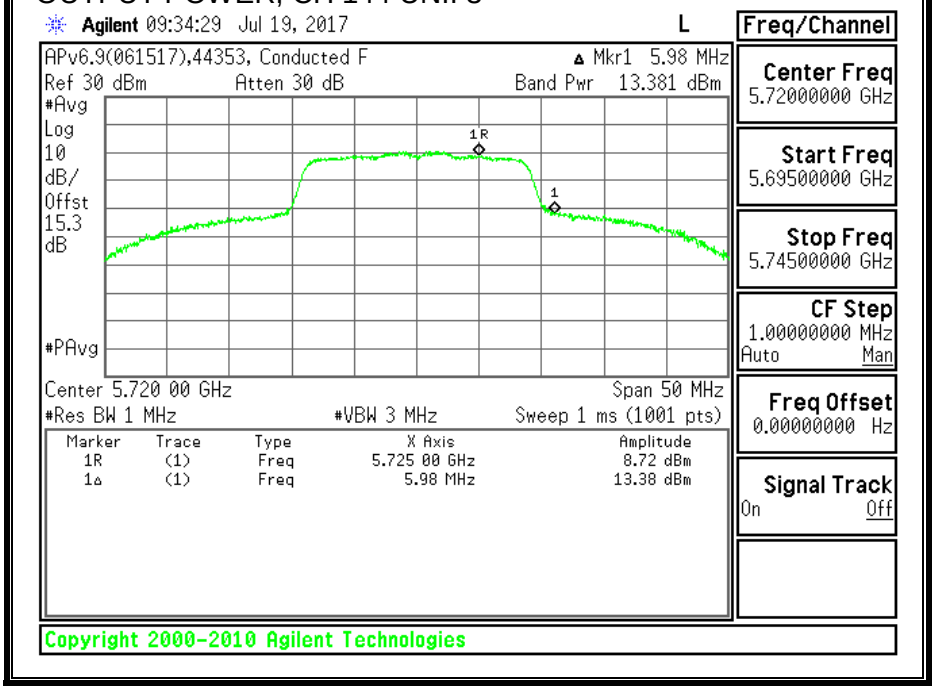

PSD, CH 144 UNII 3

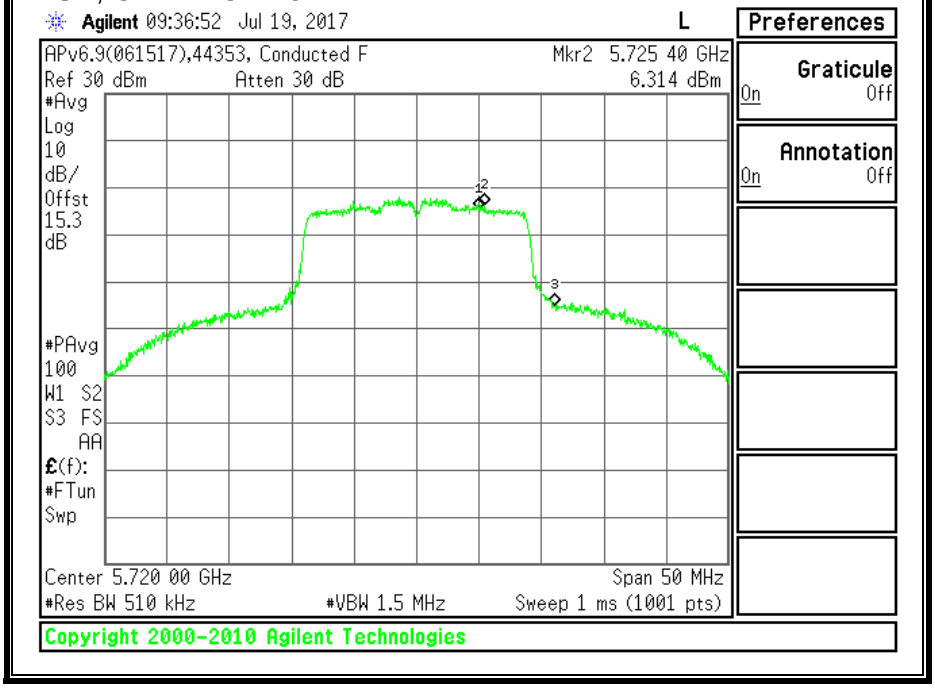

This report shall not be reproduced except in full, without the written approval of UL Verification Services Inc.

8.19.6. 6 dB BANDWIDTH

LIMITS

FCC §15.407 (e)

The minimum 6 dB bandwidth shall be at least 500 kHz.

RESULTS

Channel	Frequency (MHz)	6 dB Bandwidth (MHz)
144	5720	7.65

6 dB BANDWIDTH

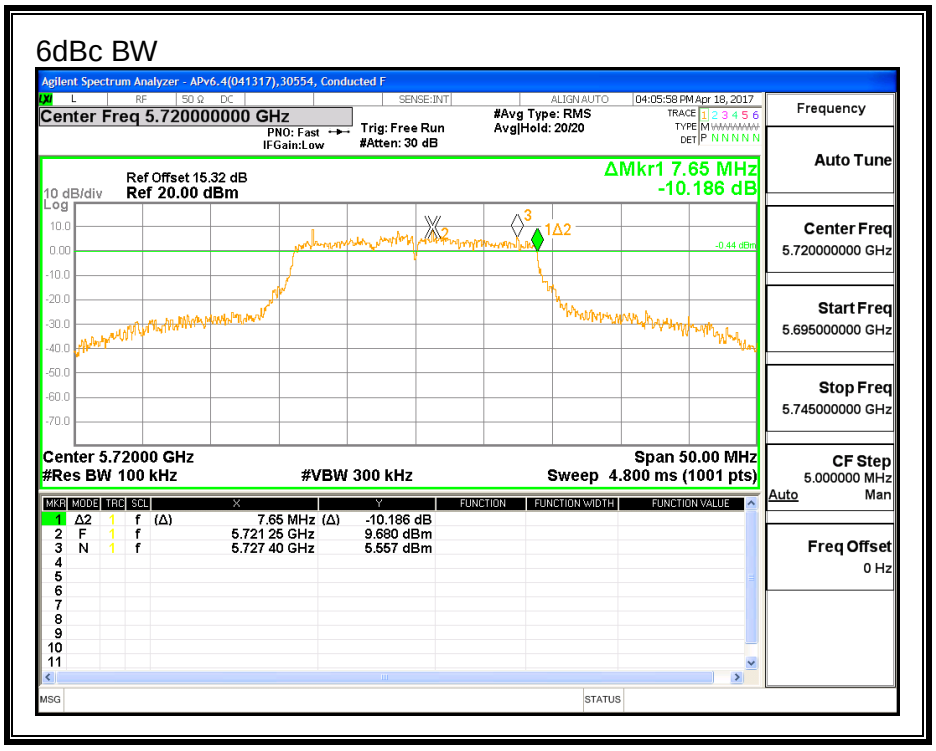

This report shall not be reproduced except in full, without the written approval of UL Verification Services Inc.

8.20. 11n HT20 LAT 3 SISO MODE IN THE 5.6GHz BAND

8.20.1. 26 dB BANDWIDTH

LIMITS

None; for reporting purposes only.

RESULTS

Channel	Frequency	26 dB BW LAT 3 (MHz)
Low	5500	22.05
Mid	5580	21.95
High	5700	22.10
144	5720	21.90

This report shall not be reproduced except in full, without the written approval of UL Verification Services Inc.

26dB, CH LOW

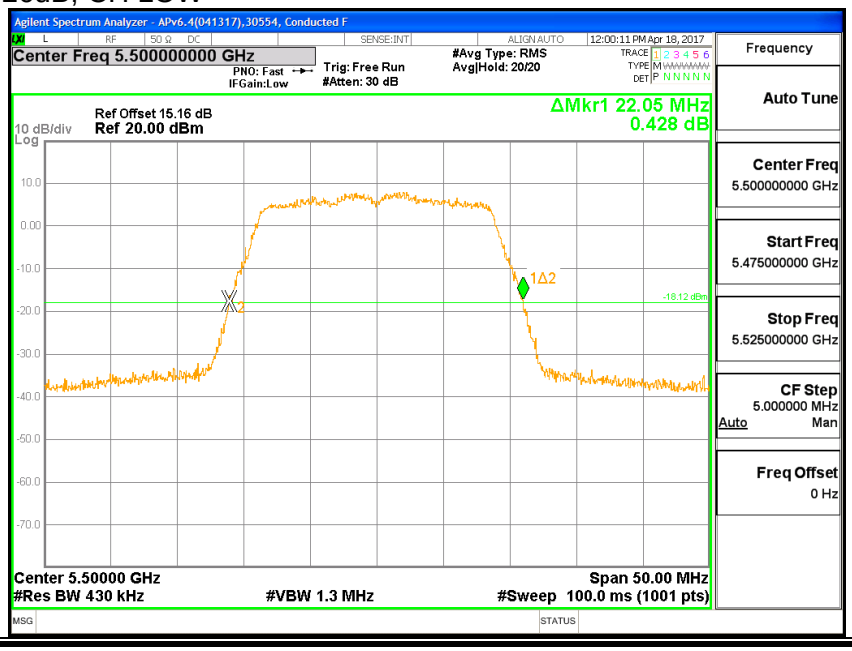

26dB, CH MID

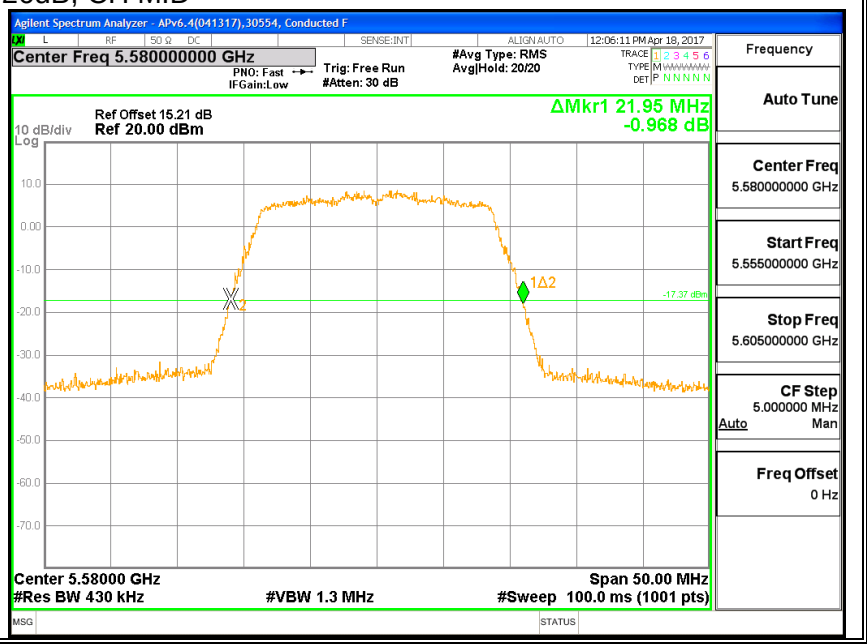

UL VERIFICATION SERVICES INC. FORM NO: CCSUP4701J
47173 BENICIA STREET, FREMONT, CA 94538, USA TEL: (510) 771-1000 FAX: (510) 661-0888
This report shall not be reproduced except in full, without the written approval of UL Verification Services Inc.

26dB, CH HIGH

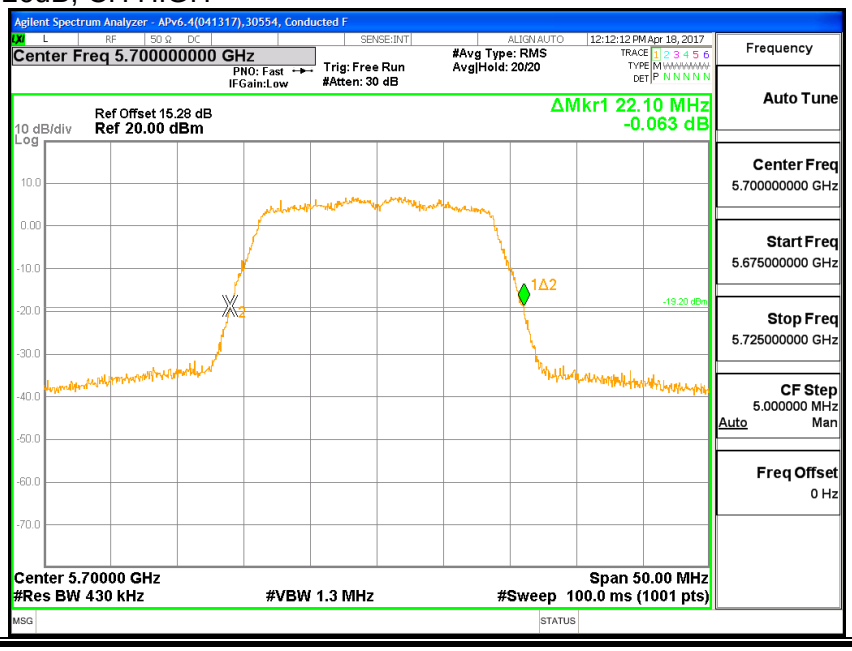

26dB, CH 144

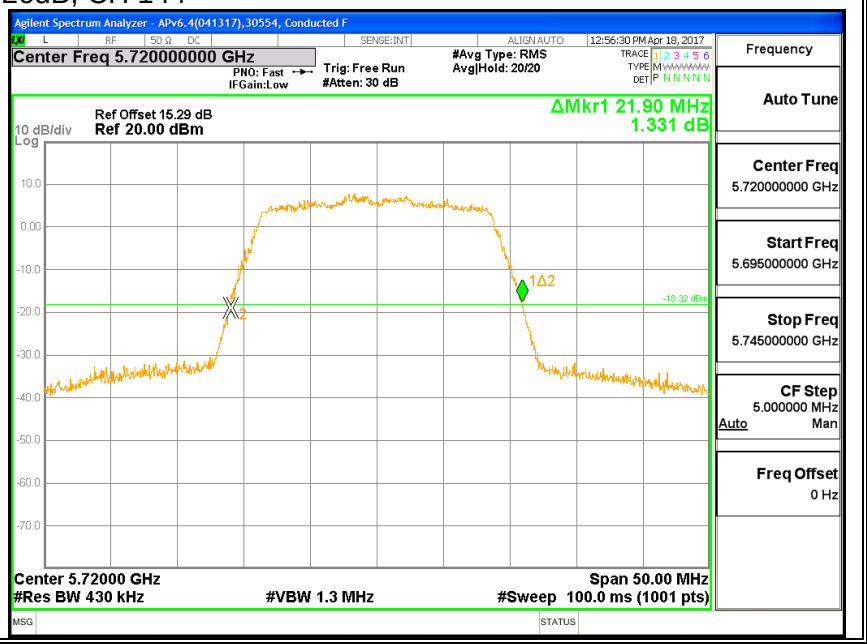

UL VERIFICATION SERVICES INC. FORM NO: CCSUP4701J
47173 BENICIA STREET, FREMONT, CA 94538, USA TEL: (510) 771-1000 FAX: (510) 661-0888
This report shall not be reproduced except in full, without the written approval of UL Verification Services Inc.

8.20.2. 99% BANDWIDTH

LIMITS

None; for reporting purposes only.

RESULTS

Channel	Frequency	99% BW LAT 3 (MHz)
Low	5500	17.812
Mid	5580	17.736
High	5700	17.785
144	5720	17.838

UL VERIFICATION SERVICES INC. FORM NO: CCSUP4701J
47173 BENICIA STREET, FREMONT, CA 94538, USA TEL: (510) 771-1000 FAX: (510) 661-0888
This report shall not be reproduced except in full, without the written approval of UL Verification Services Inc.

OBW, CH LOW

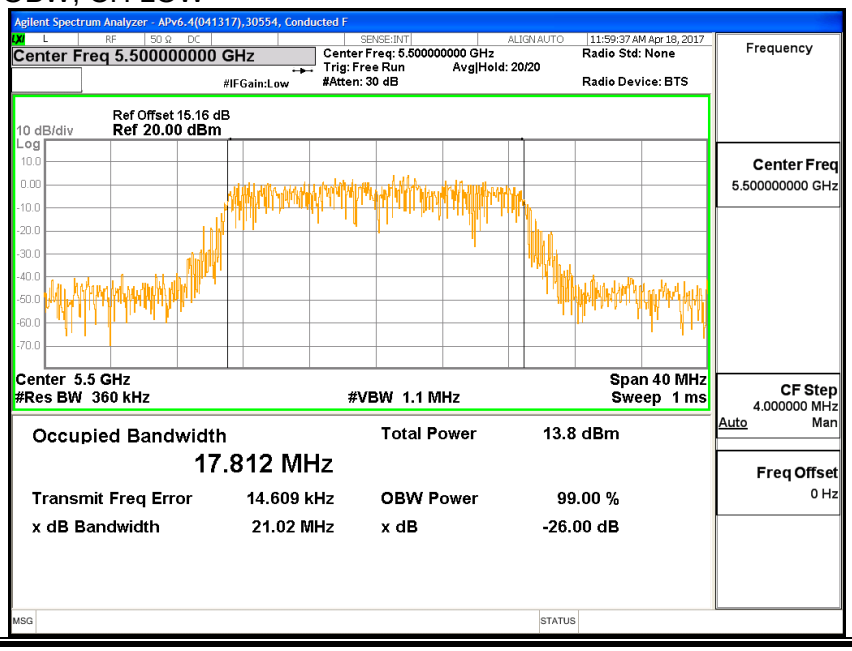

OBW, CH MID

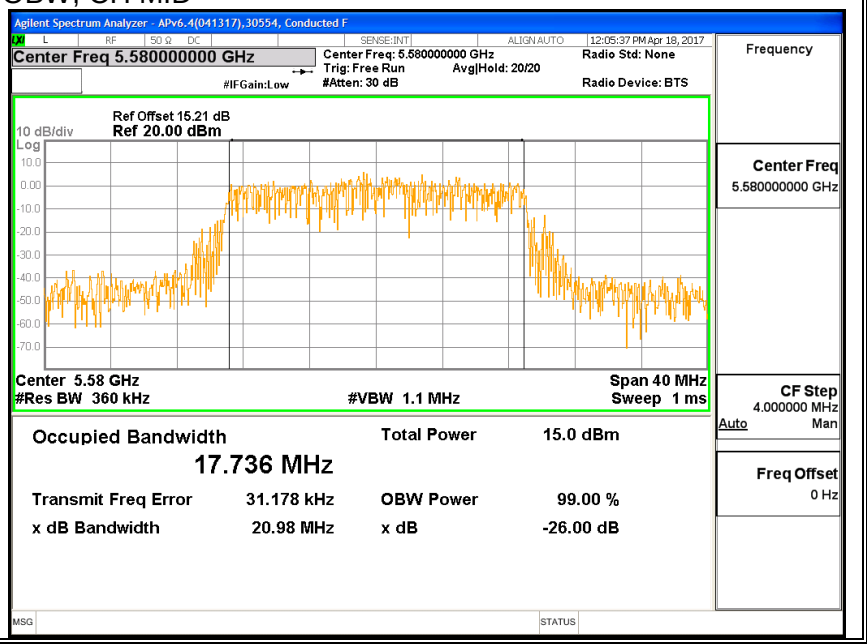

This report shall not be reproduced except in full, without the written approval of UL Verification Services Inc.

OBW, CH HIGH

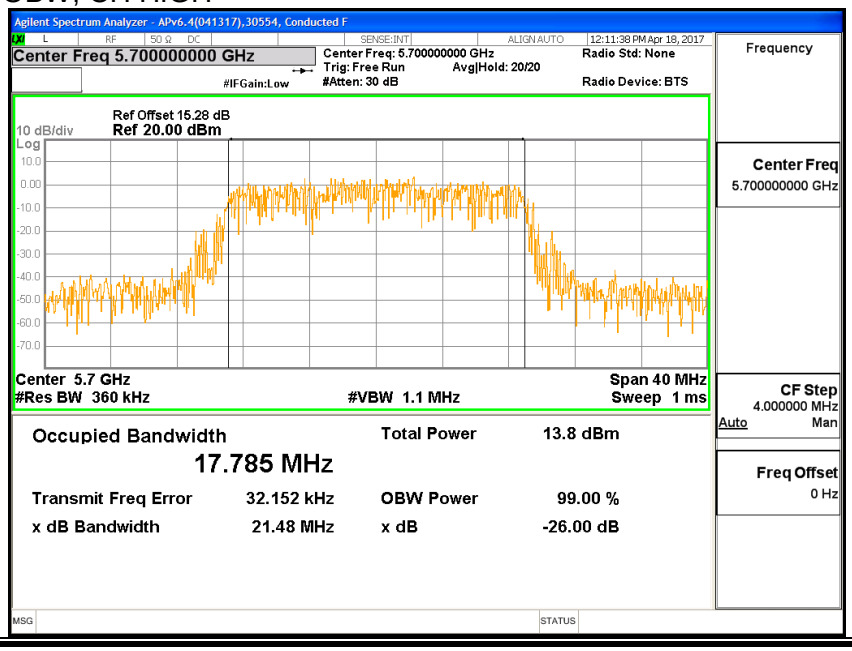

OBW, CH 144

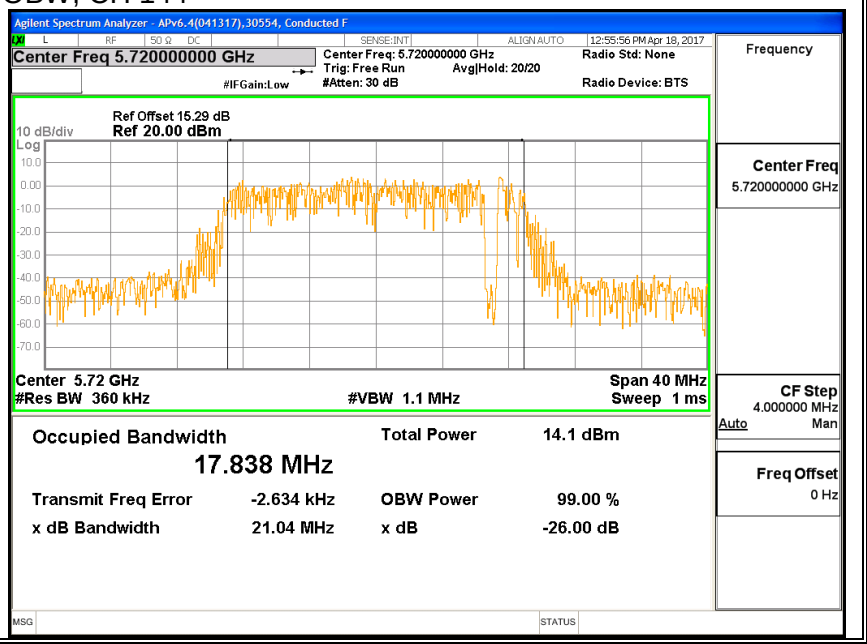

UL VERIFICATION SERVICES INC. FORM NO: CCSUP4701J
47173 BENICIA STREET, FREMONT, CA 94538, USA TEL: (510) 771-1000 FAX: (510) 661-0888
This report shall not be reproduced except in full, without the written approval of UL Verification Services Inc.

8.20.3. AVERAGE POWER

ID:	29446	Date:	7/10/17

LIMITS

None; for reporting purposes only.

TEST PROCEDURE

Measurements perform using a wideband gated RF power meter.

RESULTS

Channel	Frequency	Power LAT 3 (dBm)
Low	5500	16.37
Mid	5580	20.82
High	5700	16.90
144	5720	20.86

UL VERIFICATION SERVICES INC. FORM NO: CCSUP4701J
47173 BENICIA STREET, FREMONT, CA 94538, USA TEL: (510) 771-1000 FAX: (510) 661-0888
This report shall not be reproduced except in full, without the written approval of UL Verification Services Inc.

8.20.4. OUTPUT POWER AND PPSD

LIMITS

FCC §15.407 (a) (2)

For the band 5.47–5.725 GHz, the maximum conducted output power over the frequency band of operation shall not exceed the lesser of 250 mW or 11 dBm + 10 log B, where B is the 26–dB emission bandwidth in MHz. In addition, the maximum power spectral density shall not exceed 11 dBm in any 1–MHz band. If transmitting antennas of directional gain greater than 6 dBi are used, both the maximum conducted output power and the peak power spectral density shall be reduced by the amount in dB that the directional gain of the antenna exceeds 6 dBi.

TEST PROCEDURE

Measurements perform using a wideband gated RF power meter provided that the gate parameters are adjusted such that the power is measured only when the EUT is transmitting at its maximum power control level. Since the measurement is made only during the ON time of the transmitter, no duty cycle correction factor is required.

Straddle channel power is measured using PXA spectrum analyzer, duty cycle correction factor is required.

DIRECTIONAL ANTENNA GAIN

There is only one transmitter output therefore the directional gain is equal to the antenna gain.

UL VERIFICATION SERVICES INC. FORM NO: CCSUP4701J
47173 BENICIA STREET, FREMONT, CA 94538, USA TEL: (510) 771-1000 FAX: (510) 661-0888
This report shall not be reproduced except in full, without the written approval of UL Verification Services Inc.

RESULTS

Bandwidth, Antenna Gain, and Limits

Channel	Frequency (MHz)	Min 26 dB BW (MHz)	Min 99% BW (MHz)	Directional Gain (dBi)	Power Limit (dBm)	PSD Limit (dBm/1MHz)
Low	5500	22..05	17.81	-0.15	23.51	11.00
Mid	5580	21.95	17.74	-0.15	23.49	11.00
High	5700	22.10	17.79	-0.15	23.50	11.00

Duty Cycle CF (dB)	0.00	**Included in Calculations of Corr'd PSD**

Output Power Results

Channel	Frequency (MHz)	LAT 3 Meas Power (dBm)	Total Corr'd Power (dBm)	Power Limit (dBm)	Power Margin (dB)
Low	5500	16.37	16.37	23.51	-7.14
Mid	5580	20.90	20.90	23.49	-2.59
High	5700	16.90	16.90	23.50	-6.60

PSD Results

Channel	Frequency (MHz)	LAT 3 Meas PSD (dBm/1MHz)	Total Corr'd PSD (dBm/1MHz)	PSD Limit (dBm/1MHz)	PSD Margin (dB)
Low	5500	6.13	6.13	11.00	-4.87
Mid	5580	8.40	8.40	11.00	-2.60
High	5700	7.29	7.29	11.00	-3.71

UL VERIFICATION SERVICES INC. FORM NO: CCSUP4701J
47173 BENICIA STREET, FREMONT, CA 94538, USA TEL: (510) 771-1000 FAX: (510) 661-0888
This report shall not be reproduced except in full, without the written approval of UL Verification Services Inc.

, CH LOW

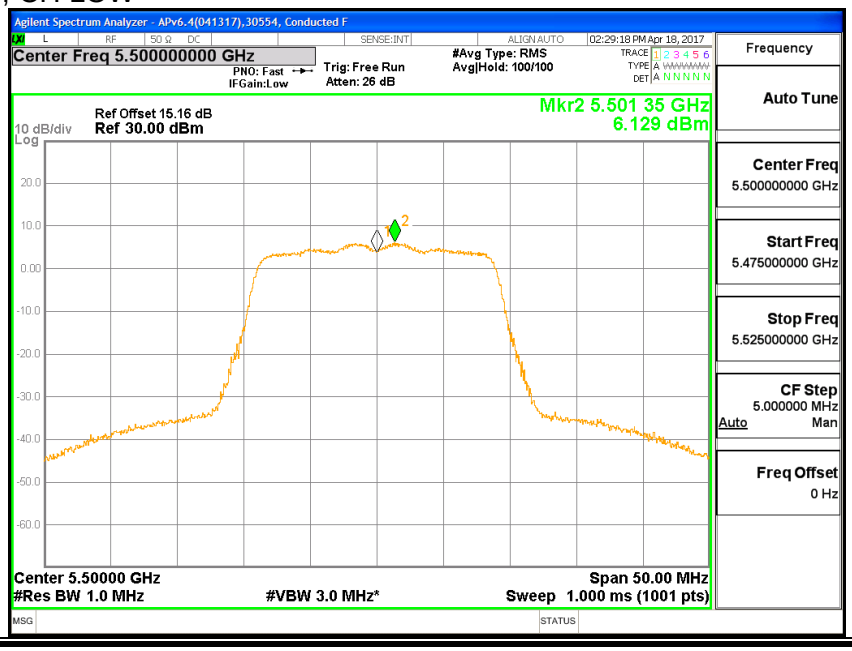

, CH MID

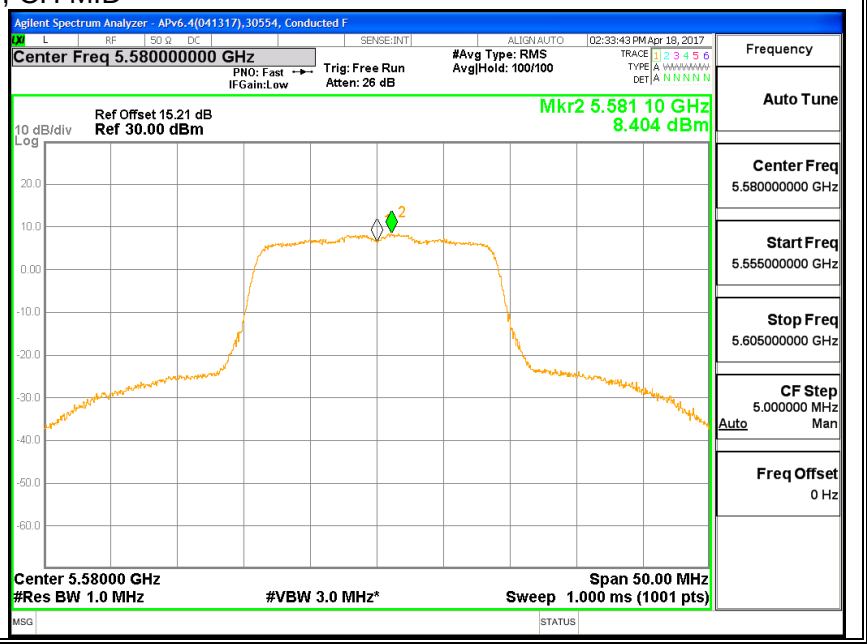

This report shall not be reproduced except in full, without the written approval of UL Verification Services Inc.

, CH HIGH

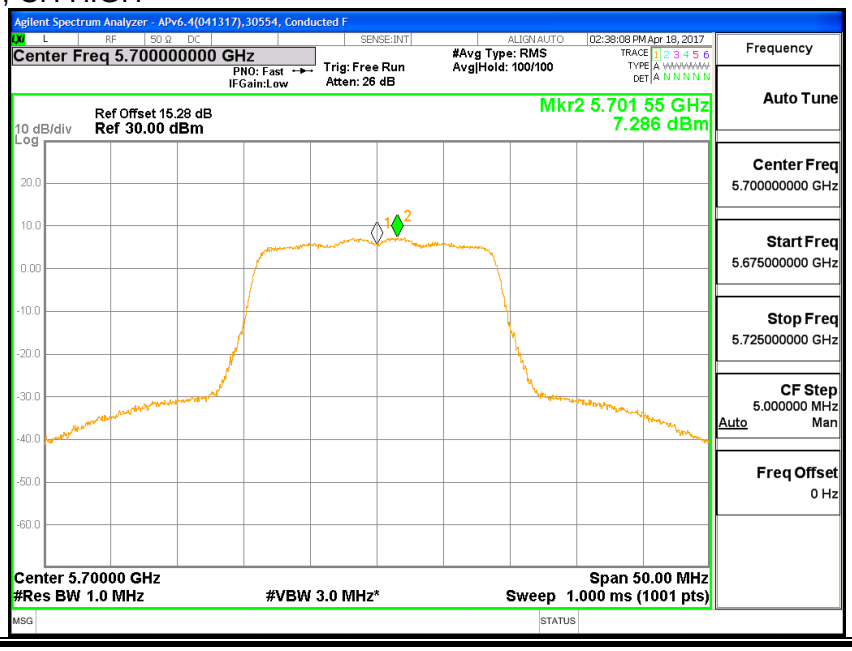

This report shall not be reproduced except in full, without the written approval of UL Verification Services Inc.

8.20.5. 11ac HT20 LAT 3 SISO STRADDLE CHANNEL 144

UNII-2C BAND

Bandwidth, Antenna Gain, and Limits

Channel	Frequency (MHz)	Min 26 dB BW (MHz)	Directional Gain for Power (dBi)	Directional Gain for PSD (dBi)	Power Limit (dBm)	PSD Limit (dBm/1MHz)
144	5720	21.90	-0.15	-0.15	24.00	11.00

Duty Cycle CF (dB)	0.00	Included in Calculations of Corr'd Power & PSD

Output Power Results

Channel	Frequency (MHz)	LAT 3 Meas Power (dBm)	Total Corr'd Power (dBm)	Power Limit (dBm)	Power Margin (dB)
144	5720	19.78	19.78	24.00	-4.22

PSD Results

Channel	Frequency (MHz)	LAT 3 Meas PSD (dBm/1MHz)	Total Corr'd PSD (dBm/1MHz)	PSD Limit (dBm/1MHz)	PSD Margin (dB)
144	5720	10.42	10.42	11.00	-0.58

UL VERIFICATION SERVICES INC. FORM NO: CCSUP4701J
47173 BENICIA STREET, FREMONT, CA 94538, USA TEL: (510) 771-1000 FAX: (510) 661-0888
This report shall not be reproduced except in full, without the written approval of UL Verification Services Inc.

OUTPUT POWER, CH 144 UNII 2C

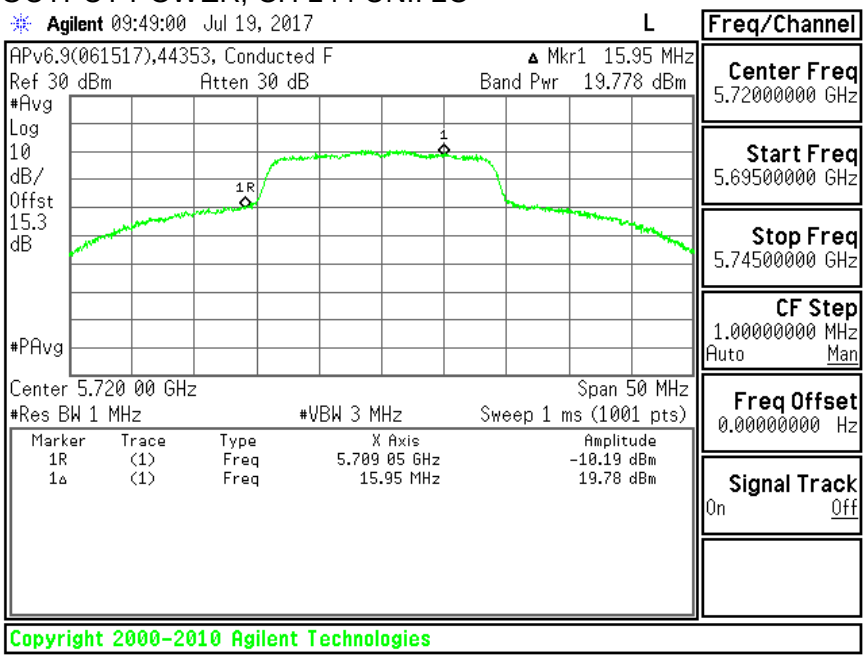

PSD, CH 144 UNII 2C

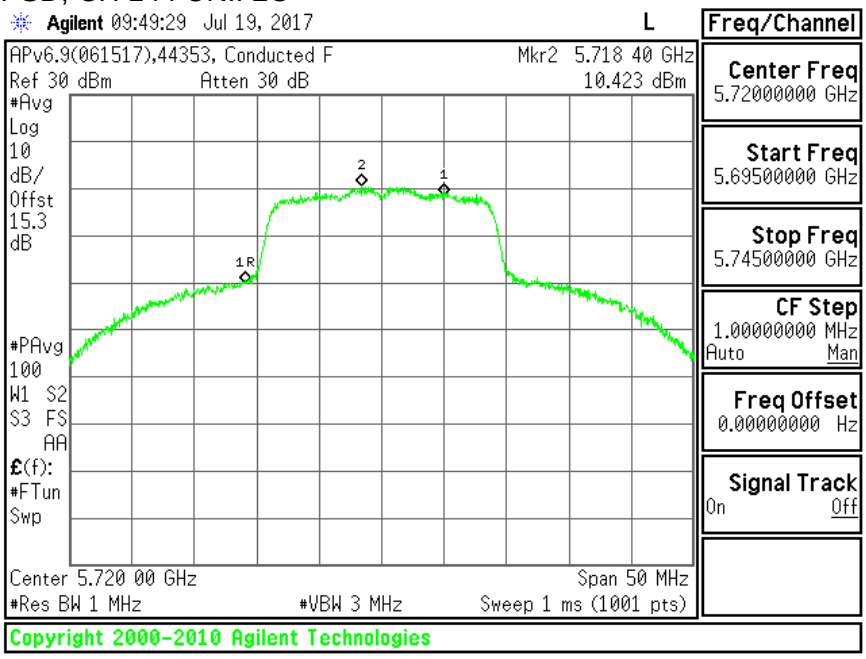

This report shall not be reproduced except in full, without the written approval of UL Verification Services Inc.

UNII-3 BAND

Antenna Gain and Limit

Channel	Frequency (MHz)	Min 26 dB BW (MHz)	Directional Gain (dBi)	Power Limit (dBm)	PSD Limit (dBm)
144	5720	21.90	-0.15	30.00	30.00

Duty Cycle CF (dB)	0.00	Included in Calculations of Corr'd Power & PSD

Output Power Results

Channel	Frequency (MHz)	LAT 3 Meas Power (dBm)	Total Corr'd Power (dBm)	Power Limit (dBm)	Power Margin (dB)
144	5720	13.504	13.504	30.00	-16.50

PSD Results

Channel	Frequency (MHz)	LAT 3 Meas PSD (dBm)	Total Corr'd PSD (dBm)	PSD Limit (dBm)	PSD Margin (dB)
144	5720	6.417	6.417	30.00	-23.58

UL VERIFICATION SERVICES INC. FORM NO: CCSUP4701J
47173 BENICIA STREET, FREMONT, CA 94538, USA TEL: (510) 771-1000 FAX: (510) 661-0888
This report shall not be reproduced except in full, without the written approval of UL Verification Services Inc.

OUTPUT POWER, CH 144 UNII 3

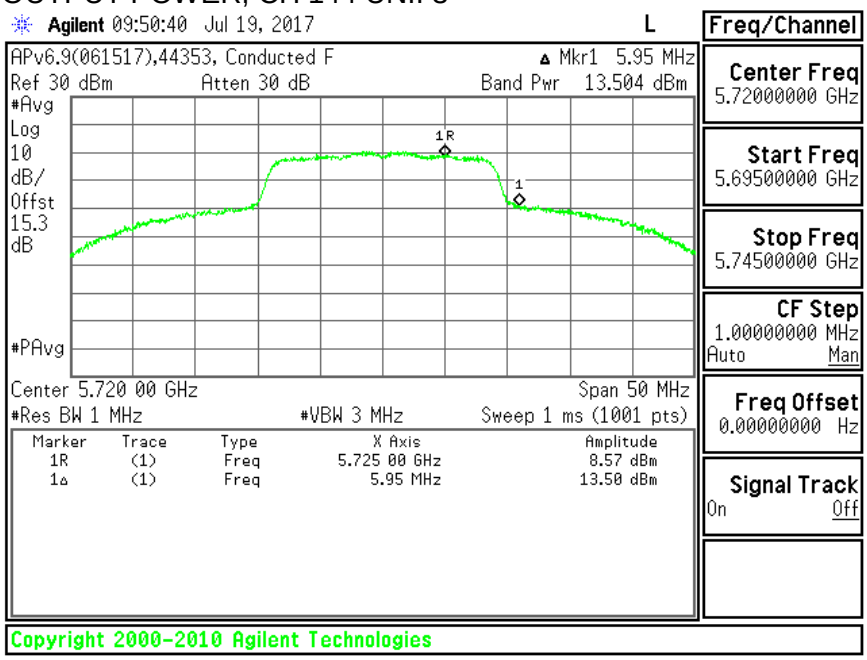

PSD, CH 144 UNII 3

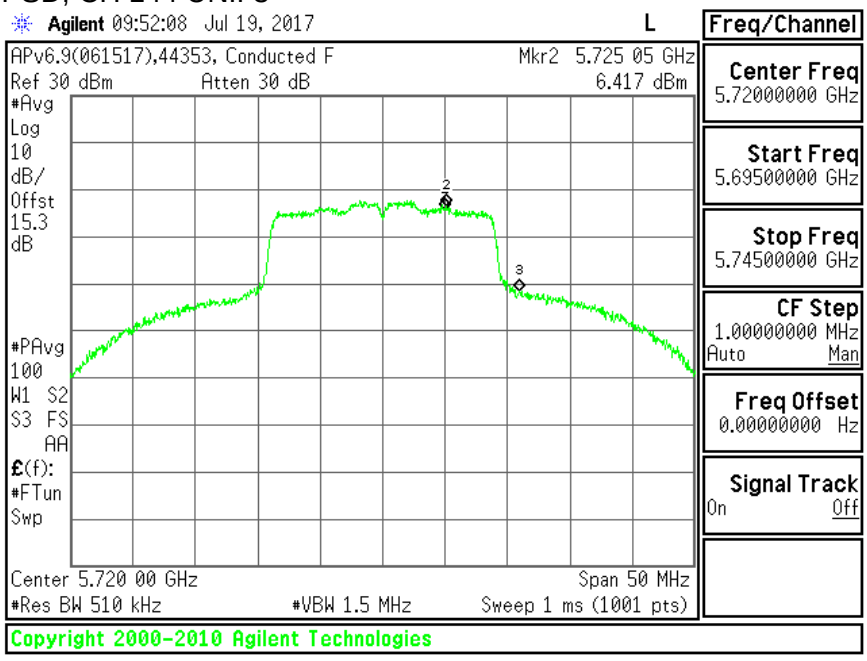

This report shall not be reproduced except in full, without the written approval of UL Verification Services Inc.

8.20.6. 6 dB BANDWIDTH

LIMITS

FCC §15.407 (e)

The minimum 6 dB bandwidth shall be at least 500 kHz.

RESULTS

Channel	Frequency (MHz)	6 dB Bandwidth (MHz)
144	5720	3.80

6 dB BANDWIDTH

6dBc BW

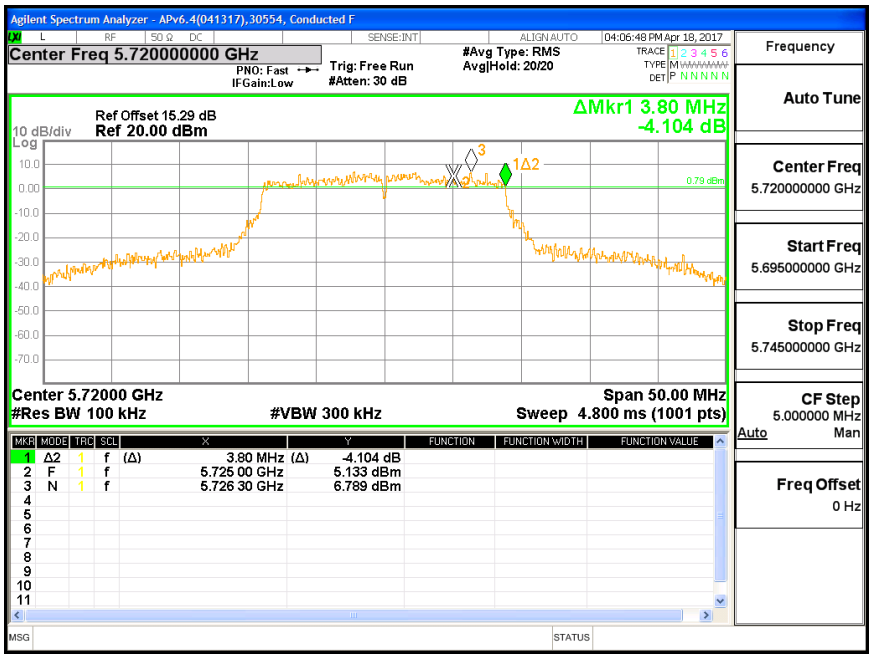

This report shall not be reproduced except in full, without the written approval of UL Verification Services Inc.

8.21. 11n HT20 2TX CDD MIMO MODE IN THE 5.6GHz BAND

8.21.1. 26 dB BANDWIDTH

LIMITS

None; for reporting purposes only.

RESULTS

Channel	Frequency	26 dB BW UAT 2 (MHz)	26 dB BW LAT 3 (MHz)
Low	5500	22.05	21.65
Mid	5580	22.00	21.55
High	5700	22.00	21.50
144	5720	22.00	21.75

This report shall not be reproduced except in full, without the written approval of UL Verification Services Inc.

UAT 2 26dB , CH LOW

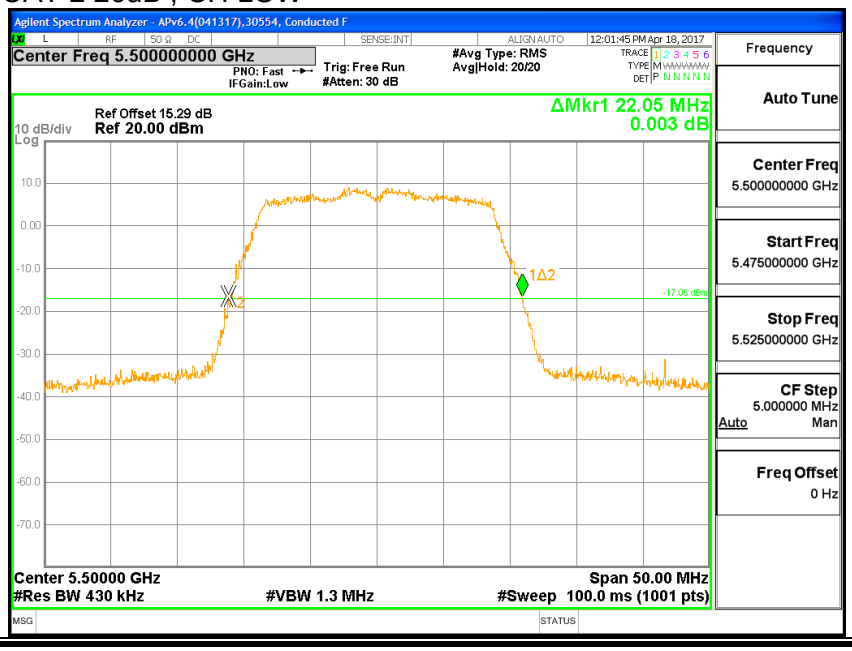

LAT 3 26dB , CH LOW

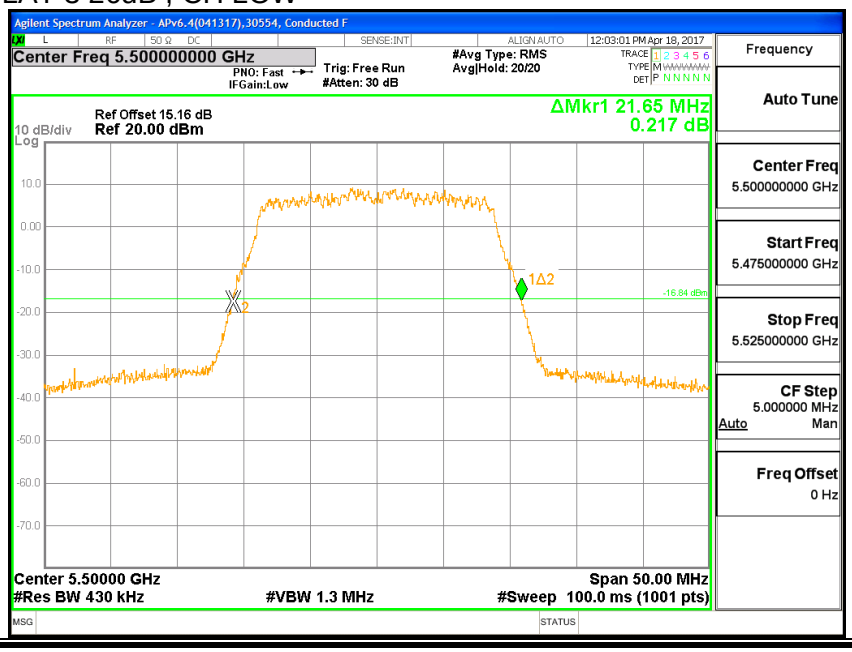

UL VERIFICATION SERVICES INC. FORM NO: CCSUP4701J
47173 BENICIA STREET, FREMONT, CA 94538, USA TEL: (510) 771-1000 FAX: (510) 661-0888
This report shall not be reproduced except in full, without the written approval of UL Verification Services Inc.

UAT 2 26dB , CH MID

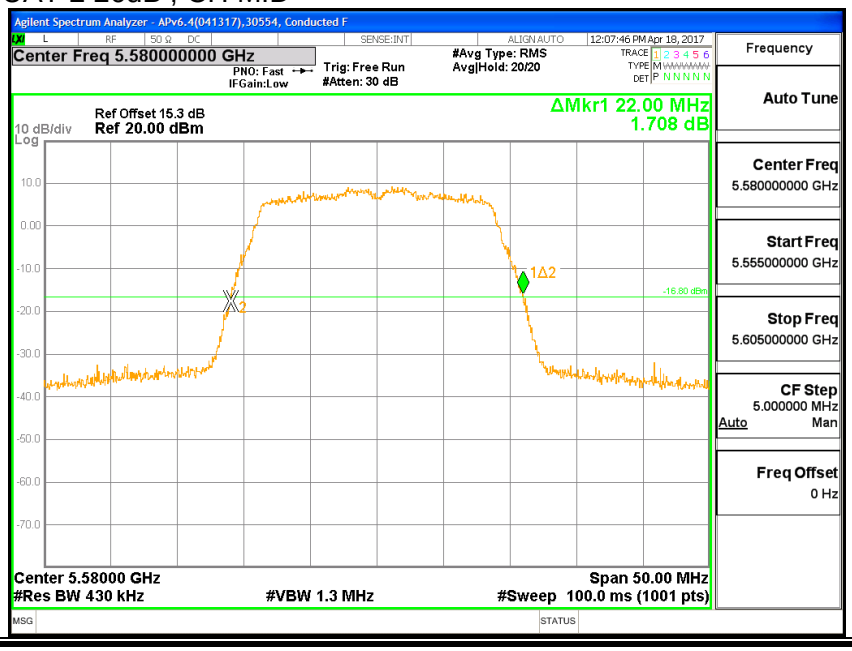

LAT 3 26dB , CH MID

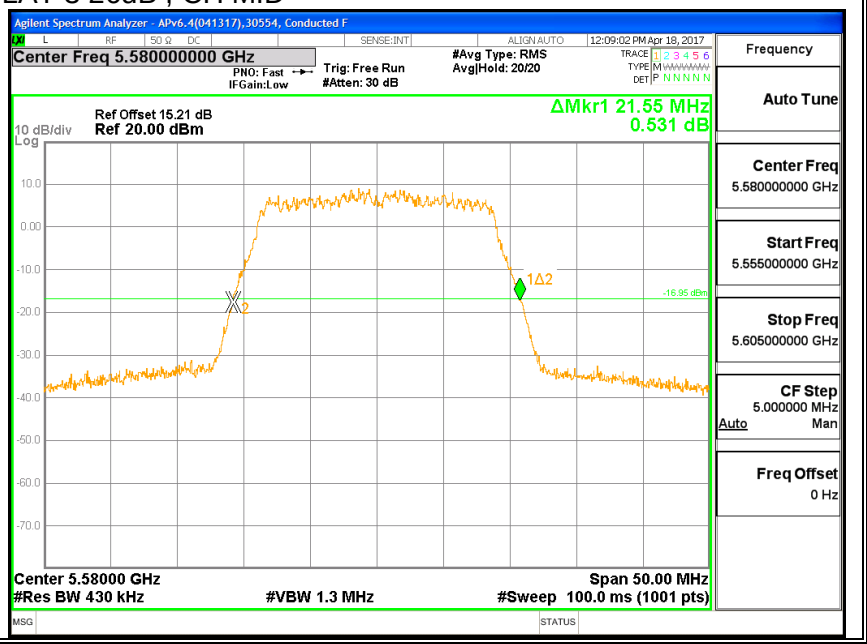

This report shall not be reproduced except in full, without the written approval of UL Verification Services Inc.

UAT 2 26dB , CH HIGH

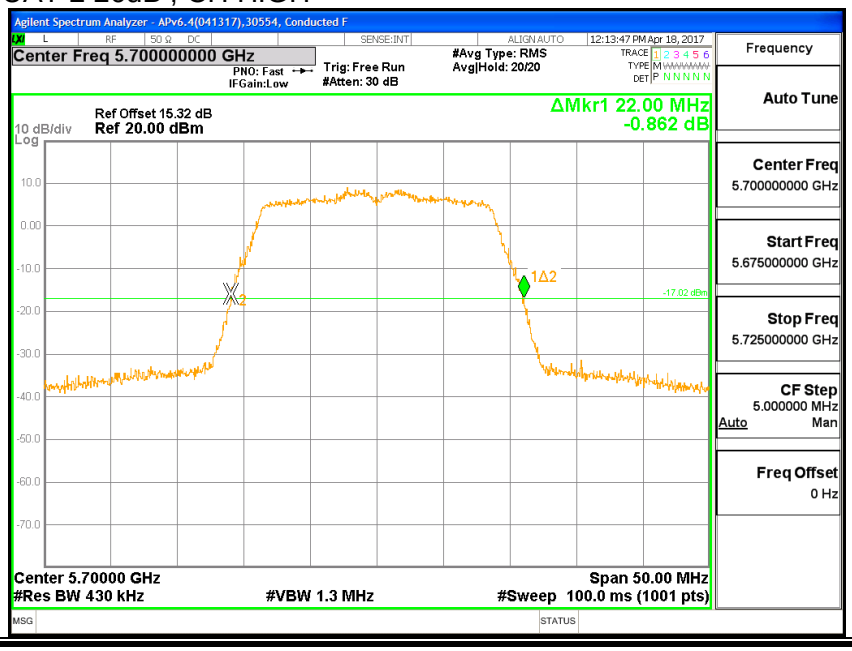

LAT 3 26dB , CH HIGH

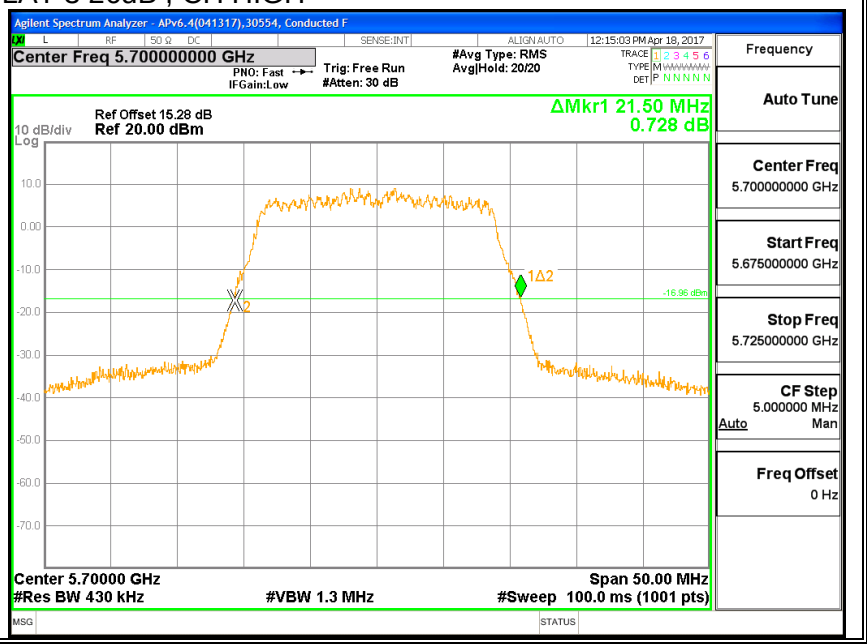

UL VERIFICATION SERVICES INC. FORM NO: CCSUP4701J
47173 BENICIA STREET, FREMONT, CA 94538, USA TEL: (510) 771-1000 FAX: (510) 661-0888
This report shall not be reproduced except in full, without the written approval of UL Verification Services Inc.

UAT 2 26dB , CH 144

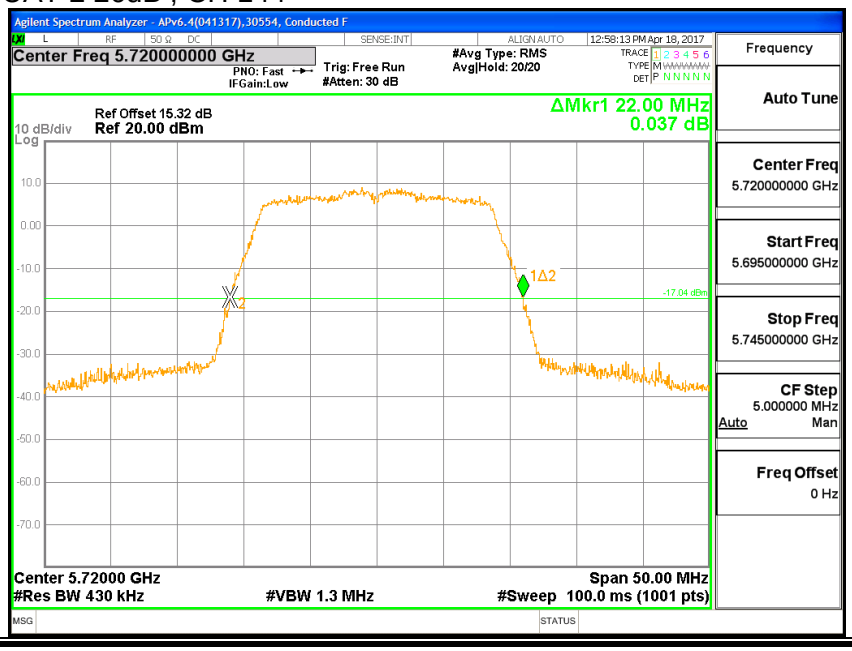

LAT 3 26dB , CH 144

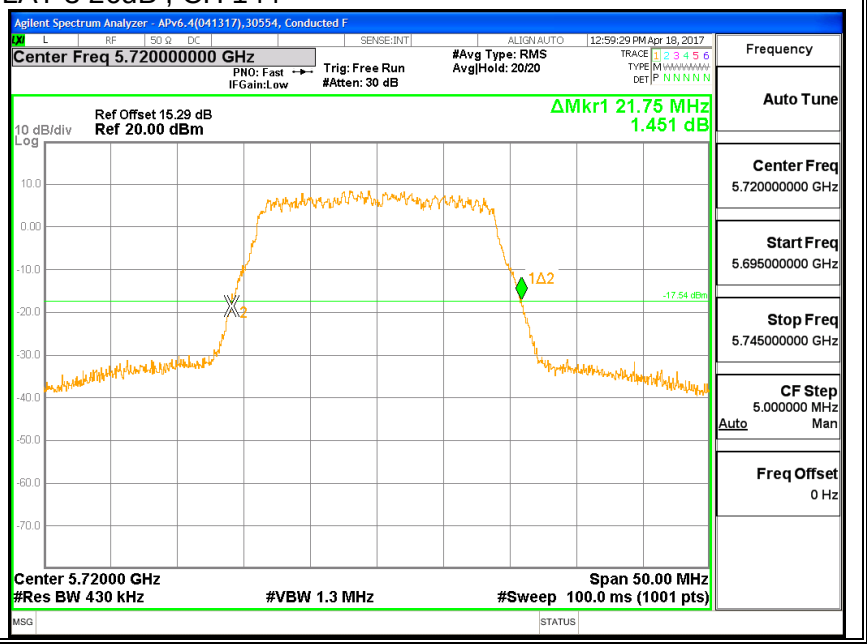

UL VERIFICATION SERVICES INC. FORM NO: CCSUP4701J
47173 BENICIA STREET, FREMONT, CA 94538, USA TEL: (510) 771-1000 FAX: (510) 661-0888
This report shall not be reproduced except in full, without the written approval of UL Verification Services Inc.

8.21.2. 99% BANDWIDTH

LIMITS

None; for reporting purposes only.

RESULTS

Channel	Frequency	99% BW UAT 2 (MHz)	99% BW LAT 3 (MHz)
Low	5500	17.746	17.715
Mid	5580	17.743	17.693
High	5700	17.856	17.734
144	5720	17.814	17.933

UL VERIFICATION SERVICES INC. FORM NO: CCSUP4701J
47173 BENICIA STREET, FREMONT, CA 94538, USA TEL: (510) 771-1000 FAX: (510) 661-0888
This report shall not be reproduced except in full, without the written approval of UL Verification Services Inc.

UAT 2 OBW , CH LOW

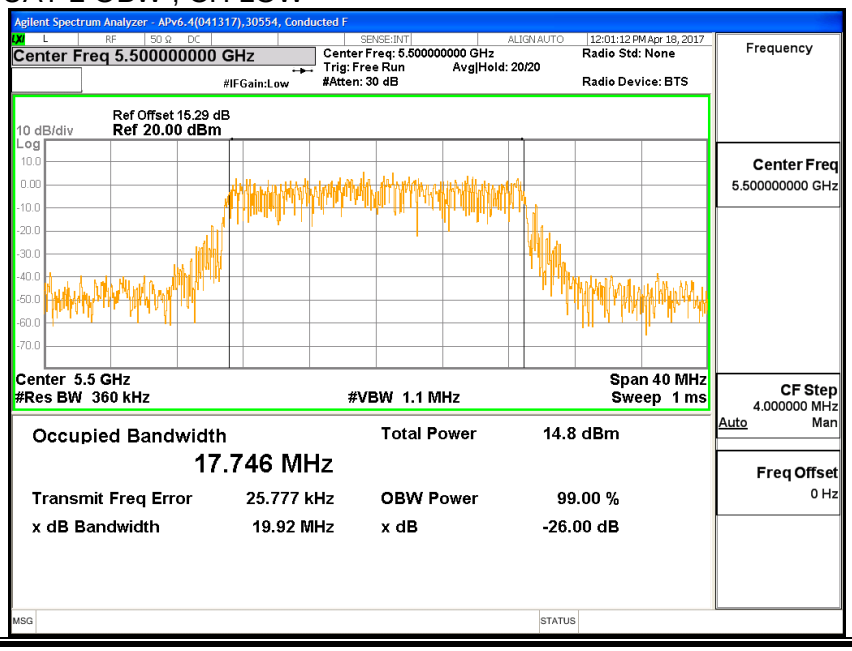

LAT 3 OBW , CH LOW

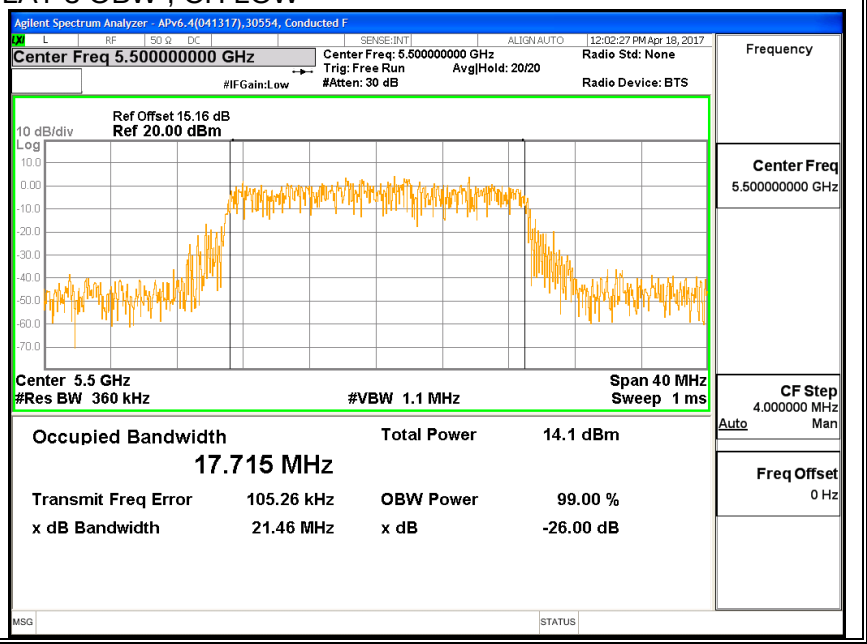

This report shall not be reproduced except in full, without the written approval of UL Verification Services Inc.

UAT 2 OBW , CH MID

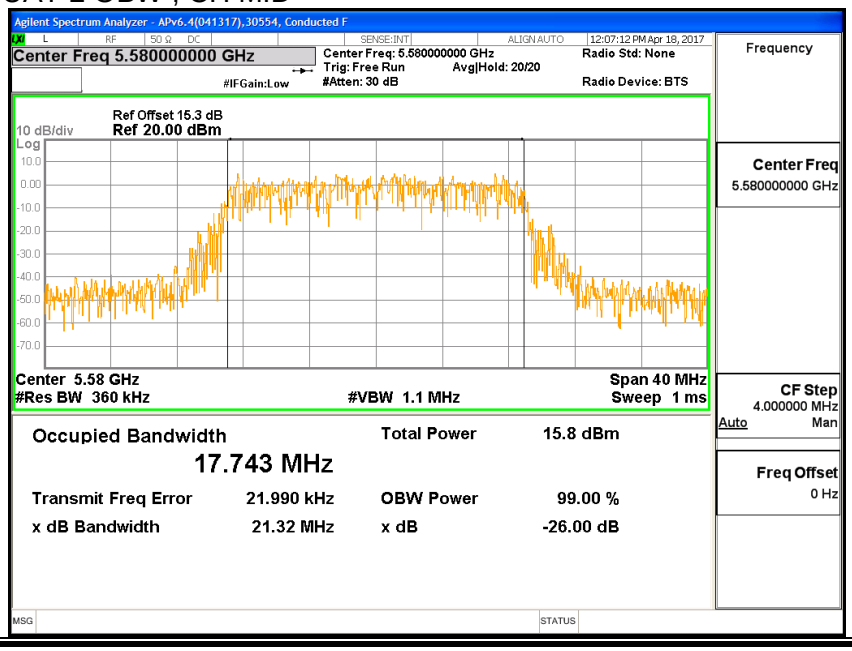

LAT 3 OBW , CH MID

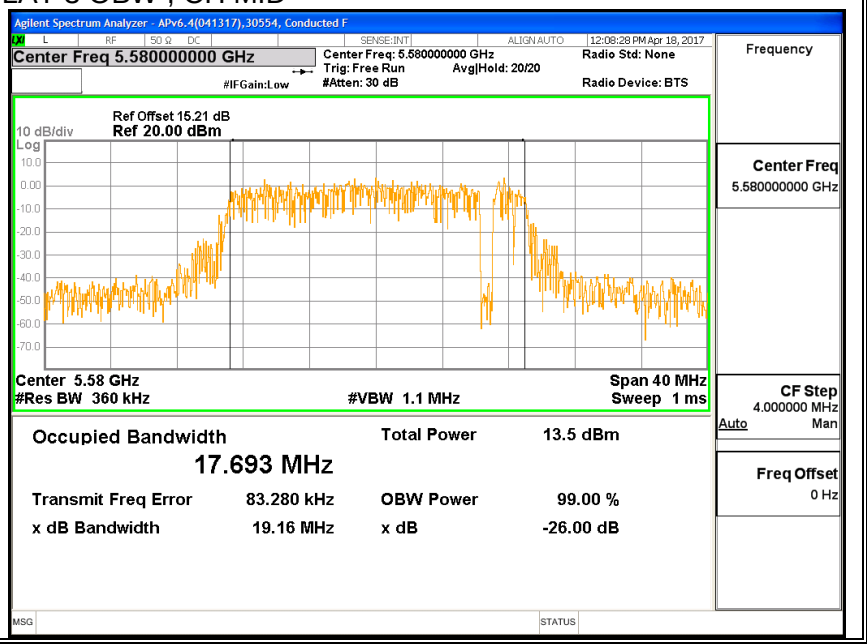

This report shall not be reproduced except in full, without the written approval of UL Verification Services Inc.

UAT 2 OBW , CH HIGH

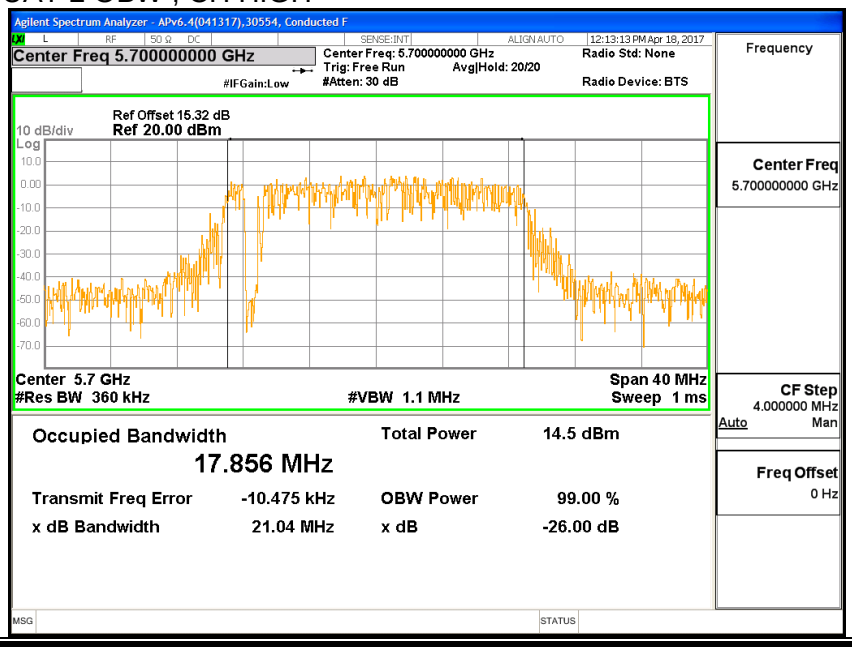

LAT 3 OBW , CH HIGH

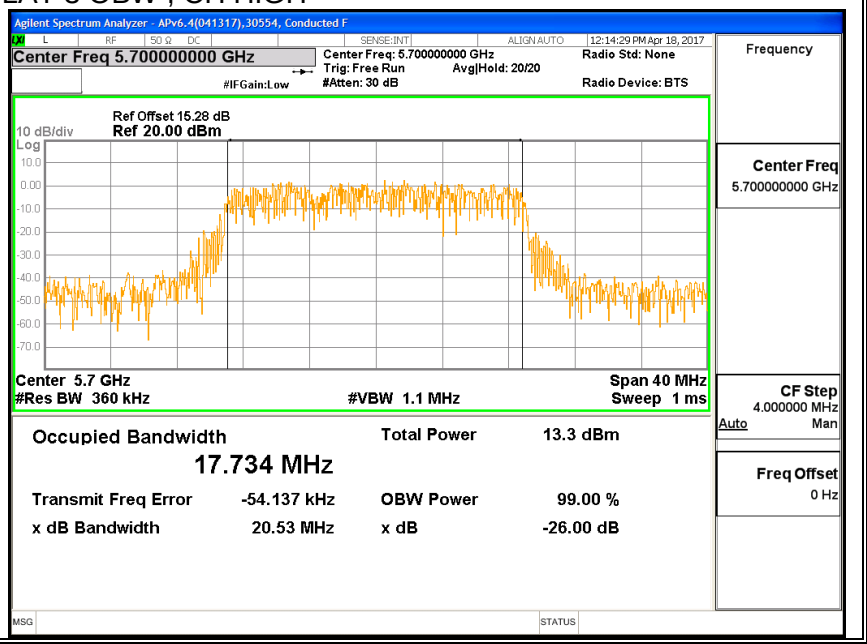

UL VERIFICATION SERVICES INC. FORM NO: CCSUP4701J
47173 BENICIA STREET, FREMONT, CA 94538, USA TEL: (510) 771-1000 FAX: (510) 661-0888
This report shall not be reproduced except in full, without the written approval of UL Verification Services Inc.

UAT 2 OBW , CH 144

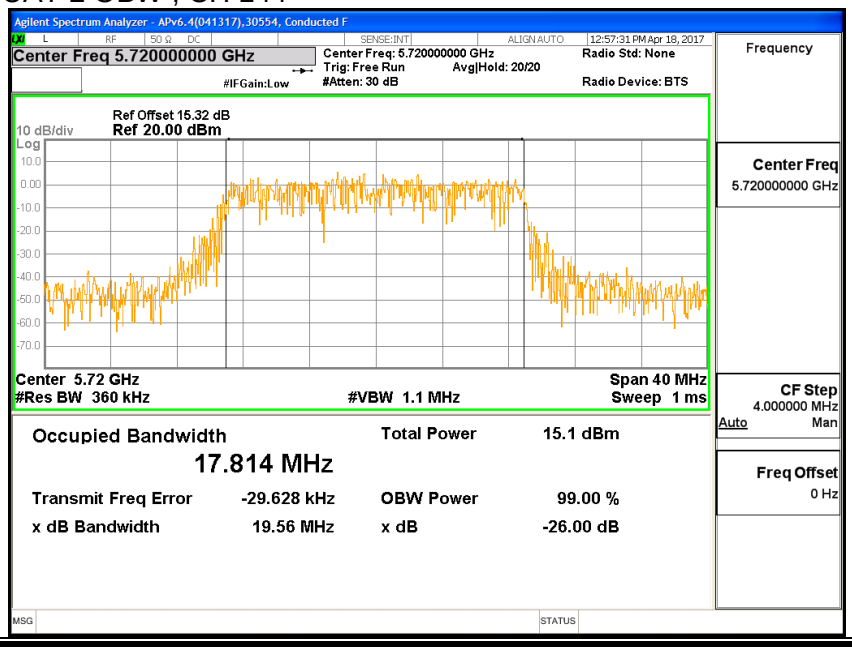

LAT 3 OBW , CH 144

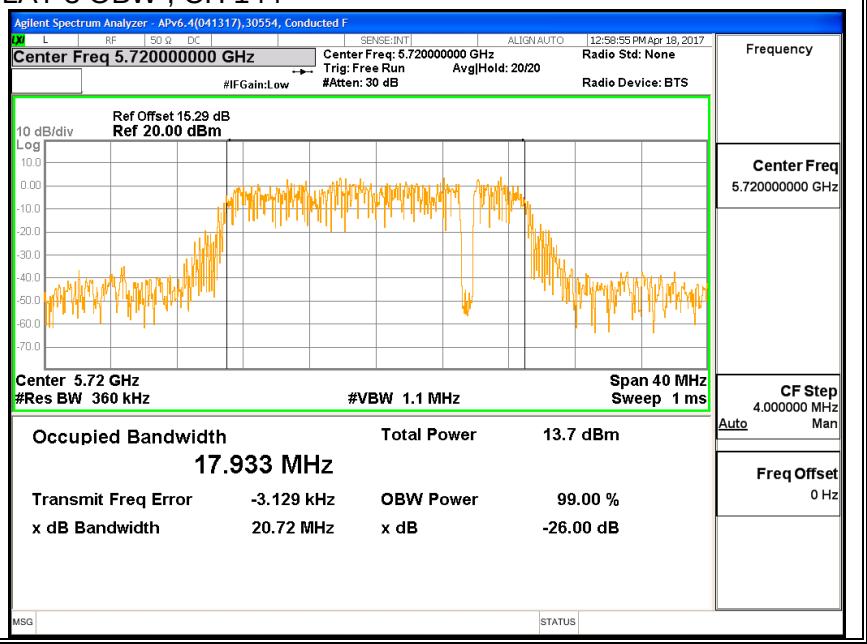

UL VERIFICATION SERVICES INC. FORM NO: CCSUP4701J
47173 BENICIA STREET, FREMONT, CA 94538, USA TEL: (510) 771-1000 FAX: (510) 661-0888
This report shall not be reproduced except in full, without the written approval of UL Verification Services Inc.

8.21.3. AVERAGE POWER

ID:	29446	Date:	7/10/17

LIMITS

None; for reporting purposes only.

TEST PROCEDURE

Measurements perform using a wideband gated RF power meter.

RESULTS

Average Power Results

Channel	Frequency (MHz)	UAT 2 Power (dBm)	LAT 3 Power (dBm)	Total Power (dBm)
Low	5500	15.93	15.84	18.90
Mid	5580	17.89	17.83	20.87
High	5700	16.42	16.38	19.41
144	5720	17.92	17.94	20.94

UL VERIFICATION SERVICES INC. FORM NO: CCSUP4701J
47173 BENICIA STREET, FREMONT, CA 94538, USA TEL: (510) 771-1000 FAX: (510) 661-0888
This report shall not be reproduced except in full, without the written approval of UL Verification Services Inc.

8.21.4. OUTPUT POWER AND PPSD

LIMITS

FCC §15.407 (a) (2)

For the band 5.47–5.725 GHz, the maximum conducted output power over the frequency band of operation shall not exceed the lesser of 250 mW or 11 dBm + 10 log B, where B is the 26–dB emission bandwidth in MHz. In addition, the maximum power spectral density shall not exceed 11 dBm in any 1–MHz band. If transmitting antennas of directional gain greater than 6 dBi are used, both the maximum conducted output power and the peak power spectral density shall be reduced by the amount in dB that the directional gain of the antenna exceeds 6 dBi.

TEST PROCEDURE

Measurements perform using a wideband gated RF power meter provided that the gate parameters are adjusted such that the power is measured only when the EUT is transmitting at its maximum power control level. Since the measurement is made only during the ON time of the transmitter, no duty cycle correction factor is required.

Straddle channel power is measured using PXA spectrum analyzer, duty cycle correction factor is required.

DIRECTIONAL ANTENNA GAIN

For Power Used uncorrelated gain: The TX chains are uncorrelated and the antenna gain is unequal among the chains. The directional gain is:

UAT 2 Antenna Gain (dBi)	LAT 3 Antenna Gain (dBi)	Uncorrelated Chains Directional Gain (dBi)
-2.38	-0.15	-1.12

For PSD Used correlated gain: The TX chains are correlated and the antenna gain is unequal among the chains. The directional gain is.

UAT 2 Antenna Gain (dBi)	LAT 3 Antenna Gain (dBi)	Correlated Chains Directional Gain (dBi)
-2.38	-0.15	1.82

UL VERIFICATION SERVICES INC. FORM NO: CCSUP4701J
47173 BENICIA STREET, FREMONT, CA 94538, USA TEL: (510) 771-1000 FAX: (510) 661-0888
This report shall not be reproduced except in full, without the written approval of UL Verification Services Inc.

RESULTS

Bandwidth, Antenna Gain and Limits

Channel	Frequency (MHz)	Min 26 dB BW (MHz)	Min 99% BW (MHz)	Directional Gain for Power (dBi)	Directional Gain for PSD (dBi)	Power Limit (dBm)	PSD Limit (dBm/1MHz)
Low	5500	21.65	17.715	-1.12	1.82	23.48	11.00
Mid	5580	21.55	17.693	-1.12	1.82	23.48	11.00
High	5700	21.50	17.734	-1.12	1.82	23.49	11.00

Duty Cycle CF (dB)	0.10	**Included in Calculations of Corr'd PSD**

Output Power Results

Channel	Frequency (MHz)	UAT 2 Meas Power (dBm)	LAT 3 Meas Power (dBm)	Total Corr'd Power (dBm)	Power Limit (dBm)	Power Margin (dB)
Low	5500	15.93	15.84	18.90	23.48	-4.59
Mid	5580	17.89	17.83	20.87	23.48	-2.61
High	5700	16.42	16.38	19.41	23.49	-4.08

PSD Results

Channel	Frequency (MHz)	UAT 2 Meas PSD (dBm/1MHz)	LAT 3 Meas PSD (dBm/1MHz)	Total Corr'd PSD (dBm/1MHz)	PSD Limit (dBm/1MHz)	PSD Margin (dB)
Low	5500	5.92	5.94	9.04	11.00	-1.96
Mid	5580	5.99	5.69	8.95	11.00	-2.05
High	5700	7.01	7.37	10.30	11.00	-0.70

This report shall not be reproduced except in full, without the written approval of UL Verification Services Inc.

UAT 2 , CH LOW

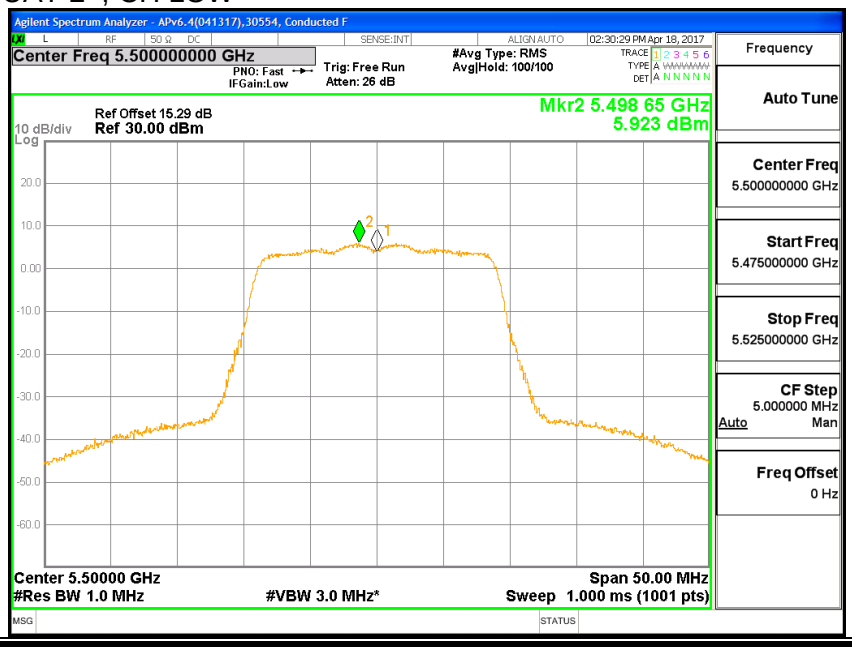

LAT 3 , CH LOW

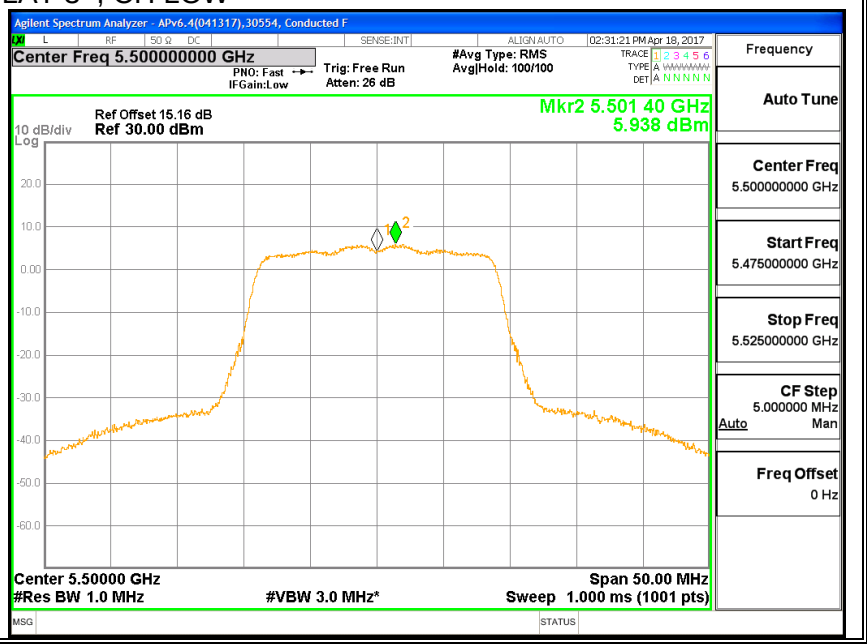

UL VERIFICATION SERVICES INC. FORM NO: CCSUP4701J
47173 BENICIA STREET, FREMONT, CA 94538, USA TEL: (510) 771-1000 FAX: (510) 661-0888
This report shall not be reproduced except in full, without the written approval of UL Verification Services Inc.

UAT 2 , CH MID

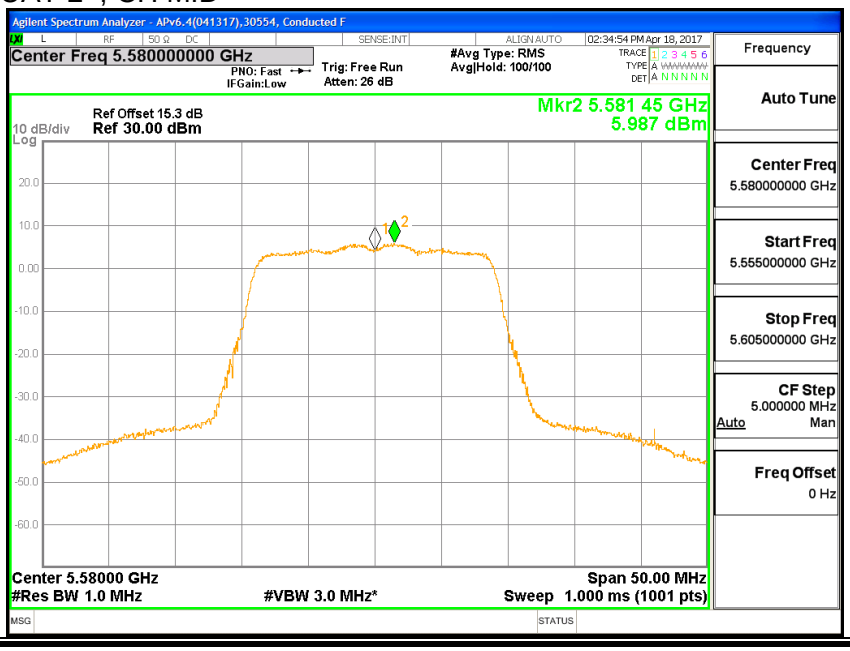

LAT 3 , CH MID

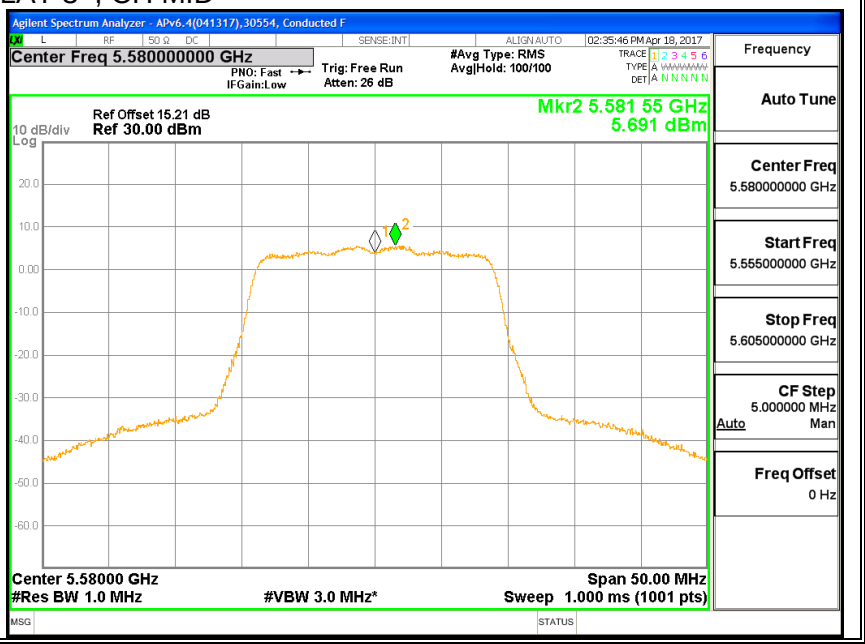

UL VERIFICATION SERVICES INC. FORM NO: CCSUP4701J
47173 BENICIA STREET, FREMONT, CA 94538, USA TEL: (510) 771-1000 FAX: (510) 661-0888
This report shall not be reproduced except in full, without the written approval of UL Verification Services Inc.

UAT 2 , CH HIGH

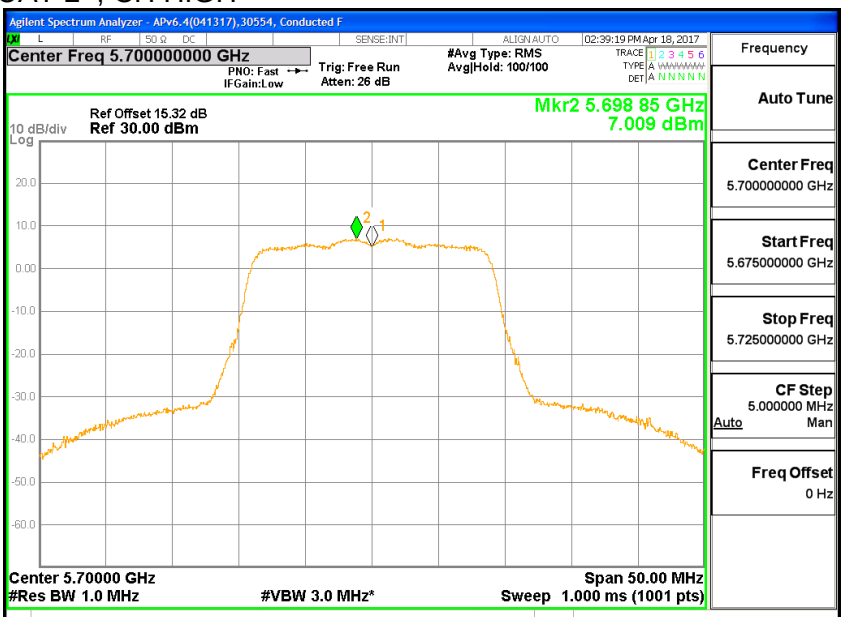

LAT 3 , CH HIGH

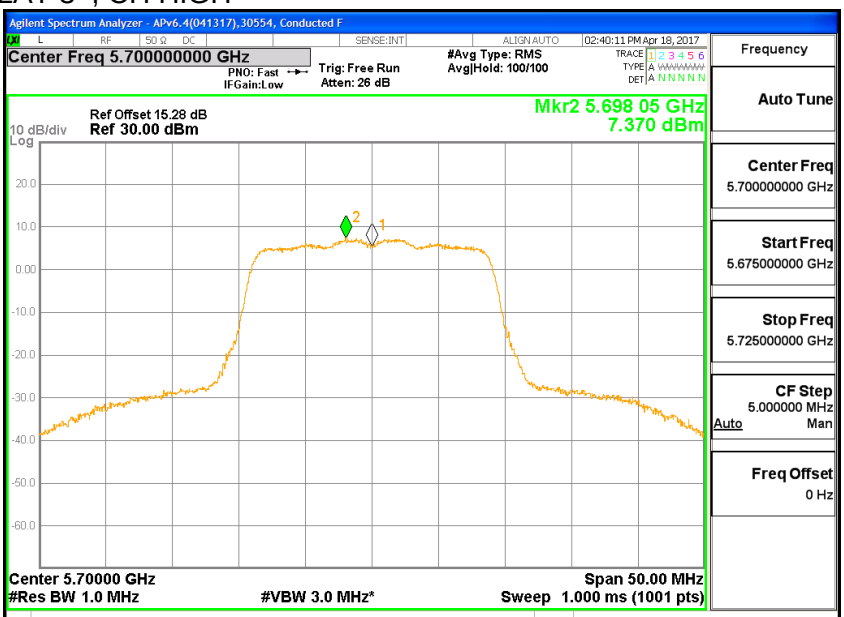

UL VERIFICATION SERVICES INC. FORM NO: CCSUP4701J
47173 BENICIA STREET, FREMONT, CA 94538, USA TEL: (510) 771-1000 FAX: (510) 661-0888
This report shall not be reproduced except in full, without the written approval of UL Verification Services Inc.

8.21.5. 11ac HT20 2TX CDD MIMO STRADDLE CHANNEL 144

UNII-2C BAND

Bandwidth, Antenna Gain, and Limits

Channel	Frequency (MHz)	Min 26 dB BW (MHz)	Directional Gain for Power (dBi)	Directional Gain for PSD (dBi)	Power Limit (dBm)	PSD Limit (dBm/1MHz)
144	5720	21.75	-1.12	1.82	24.00	11.00

Duty Cycle CF (dB)	0.00	**Included in Calculations of Corr'd Power & PSD**

Output Power Results

Channel	Frequency (MHz)	UAT 2 Meas Power (dBm)	LAT 3 Meas Power (dBm)	Total Corr'd Power (dBm)	Power Limit (dBm)	Power Margin (dB)
144	5720	16.86	16.56	19.72	24.00	-4.28

PSD Results

Channel	Frequency (MHz)	UAT 2 Meas PSD (dBm/1MHz)	LAT 3 Meas PSD (dBm/1MHz)	Total Corr'd PSD (dBm/1MHz)	PSD Limit (dBm/1MHz)	PSD Margin (dB)
144	5720	7.36	6.97	10.18	11.00	-0.82

UL VERIFICATION SERVICES INC. FORM NO: CCSUP4701J
47173 BENICIA STREET, FREMONT, CA 94538, USA TEL: (510) 771-1000 FAX: (510) 661-0888
This report shall not be reproduced except in full, without the written approval of UL Verification Services Inc.

OUTPUT POWER, UAT 2

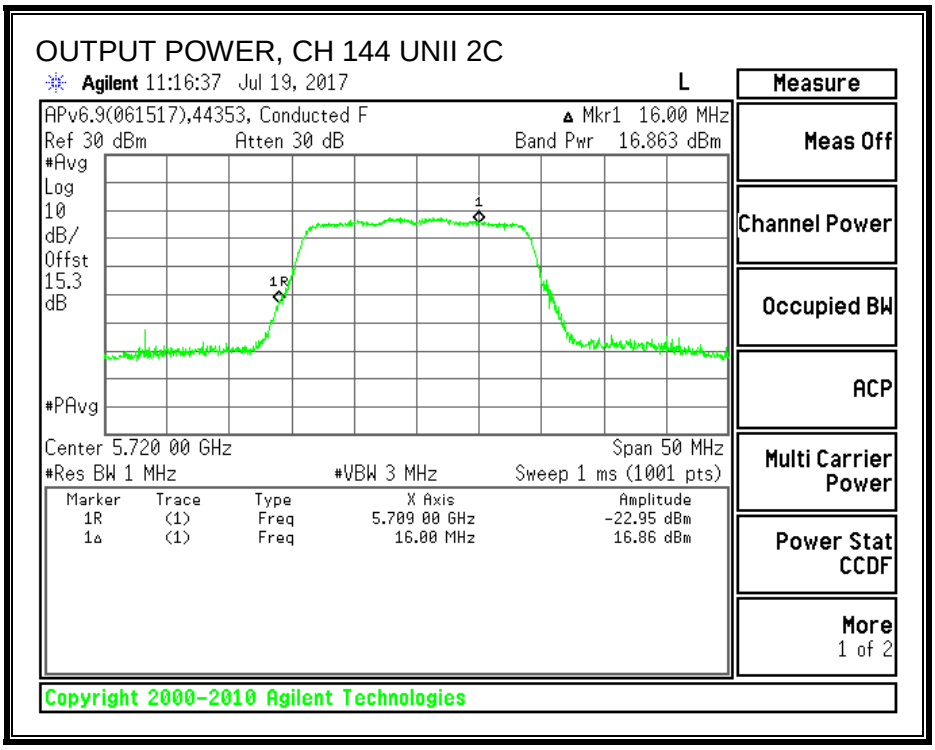

OUTPUT POWER, LAT 3

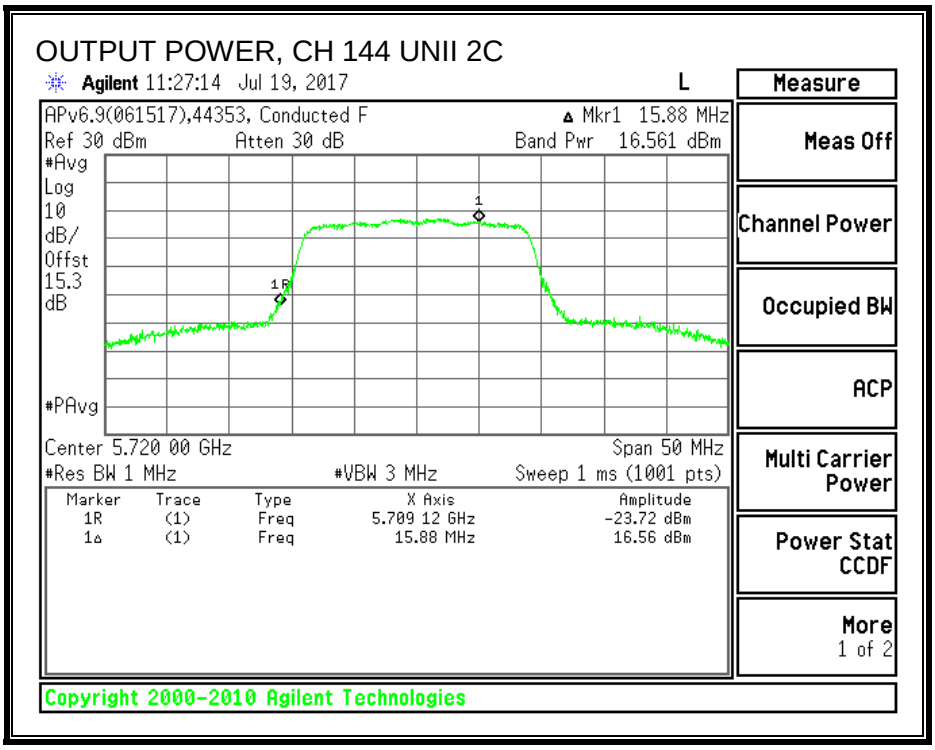

This report shall not be reproduced except in full, without the written approval of UL Verification Services Inc.

PSD, UAT 2

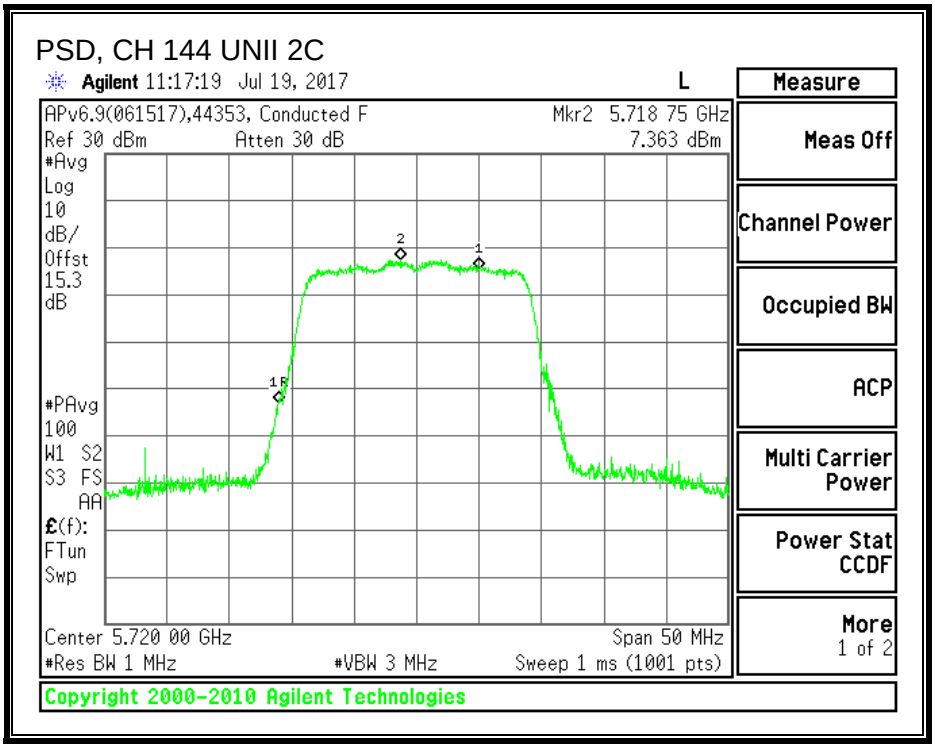

PSD, LAT 3

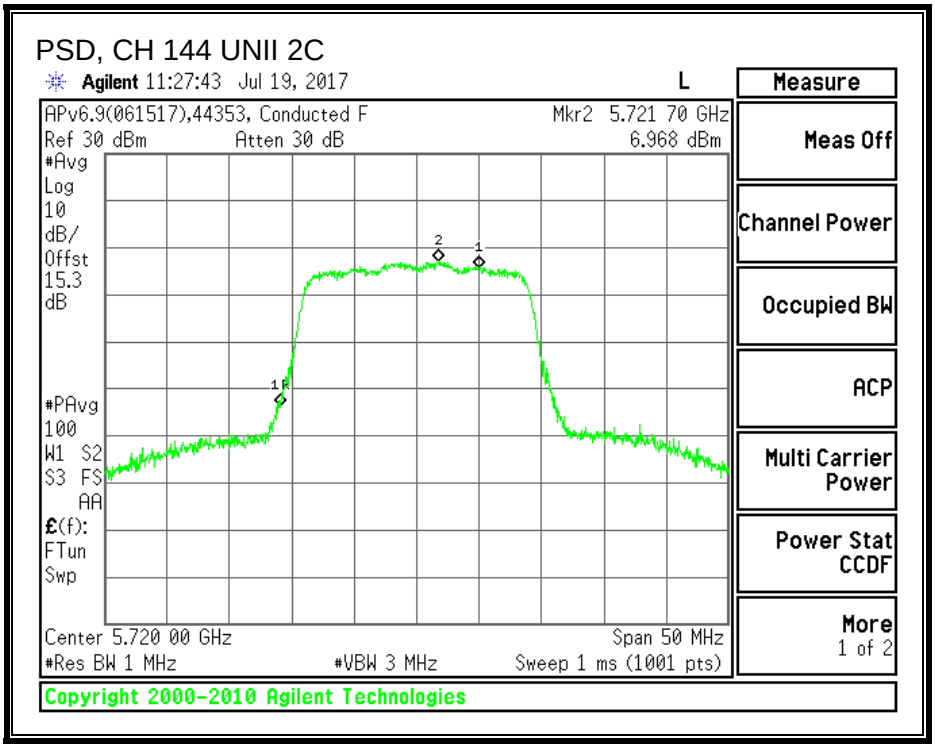

This report shall not be reproduced except in full, without the written approval of UL Verification Services Inc.

UNII-3 BAND

Antenna Gain and Limit

Channel	Frequency (MHz)	Min 26 dB BW (MHz)	Directional Gain For Power (dBi)	Directional Gain For PSD (dBi)	Power Limit (dBm)	PSD Limit (dBm)
144	5720	21.75	-0.82	2.16	30.00	30.00

Duty Cycle CF (dB)	0.00	Included in Calculations of Corr'd Power & PSD

Output Power Results

Channel	Frequency (MHz)	UAT 2 Meas Power (dBm)	LAT 3 Meas Power (dBm)	Total Corr'd Power (dBm)	Power Limit (dBm)	Power Margin (dB)
144	5720	10.59	10.36	13.49	30.00	-16.51

PSD Results

Channel	Frequency (MHz)	UAT 2 Meas PSD (dBm)	LAT 3 Meas PSD (dBm)	Total Corr'd PSD (dBm)	PSD Limit (dBm)	PSD Margin (dB)
144	5720	3.14	3.67	6.42	30.00	-23.58

UL VERIFICATION SERVICES INC. FORM NO: CCSUP4701J
47173 BENICIA STREET, FREMONT, CA 94538, USA TEL: (510) 771-1000 FAX: (510) 661-0888
This report shall not be reproduced except in full, without the written approval of UL Verification Services Inc.

OUTPUT POWER, UAT 2

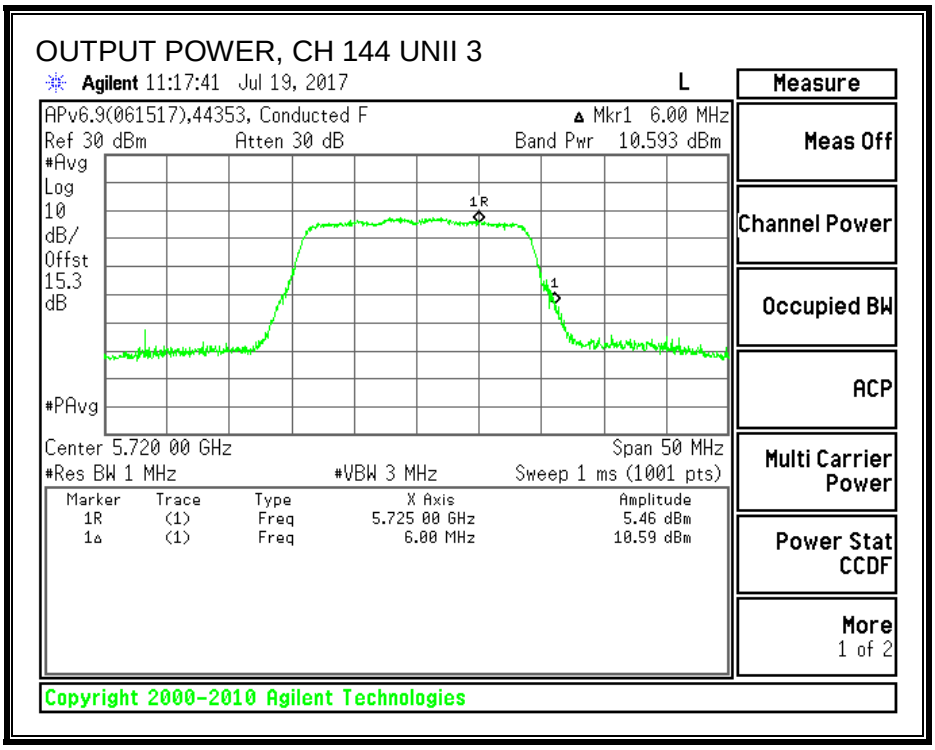

OUTPUT POWER, LAT 3

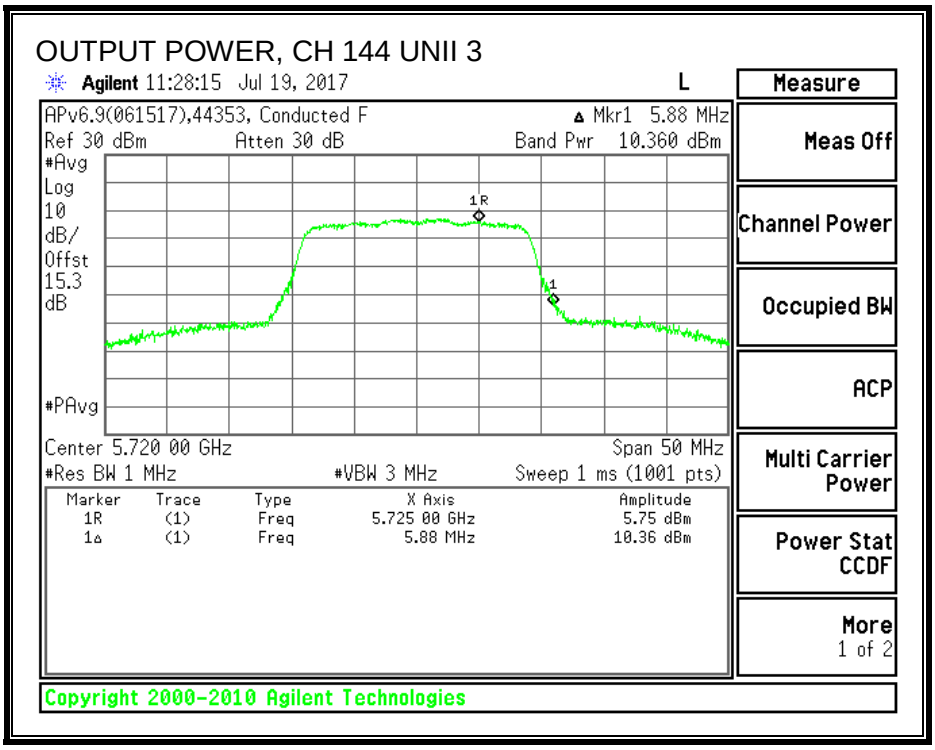

This report shall not be reproduced except in full, without the written approval of UL Verification Services Inc.

PSD, UAT 2

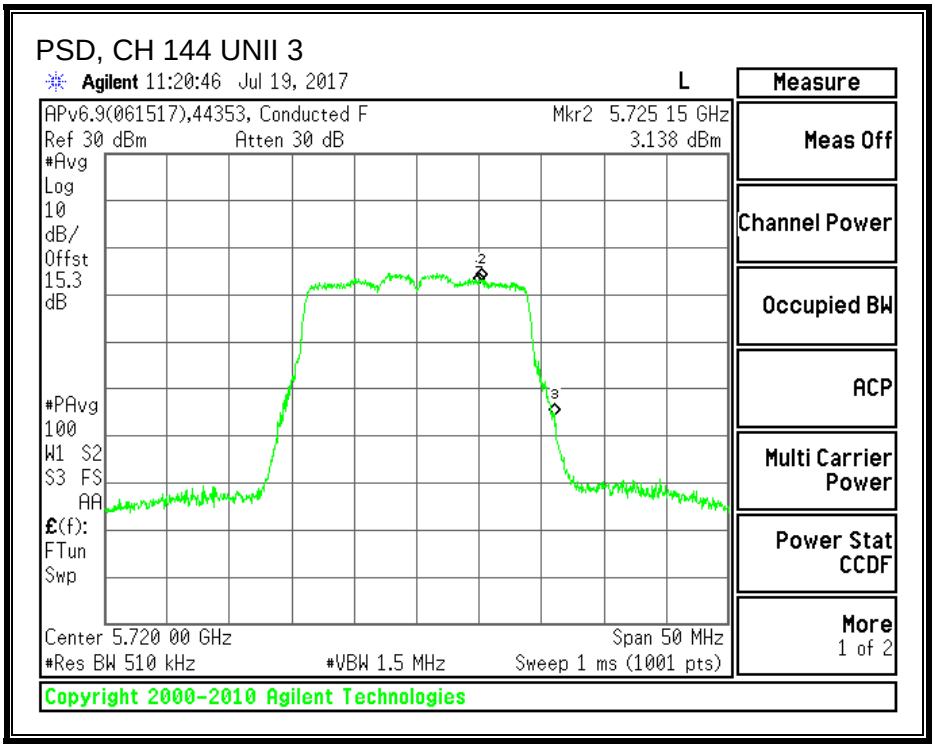

PSD, LAT 3

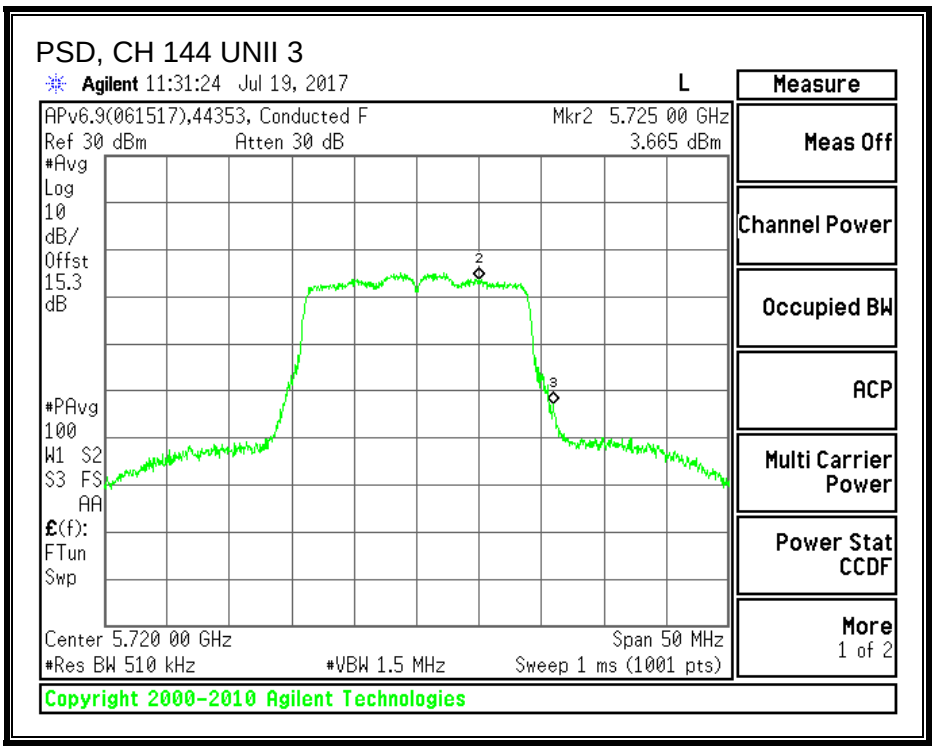

This report shall not be reproduced except in full, without the written approval of UL Verification Services Inc.

8.21.6. 6 dB BANDWIDTH

LIMITS

FCC §15.407 (e)

The minimum 6 dB bandwidth shall be at least 500 kHz.

RESULTS

Channel	Frequency	6 dB BW UAT 2 (MHz)	6 dB BW LAT 3 (MHz)	Minimum Limit (MHz)
144	5720	3.75	3.80	0.5

UL VERIFICATION SERVICES INC. FORM NO: CCSUP4701J
47173 BENICIA STREET, FREMONT, CA 94538, USA TEL: (510) 771-1000 FAX: (510) 661-0888
This report shall not be reproduced except in full, without the written approval of UL Verification Services Inc.

UAT 2 6dB

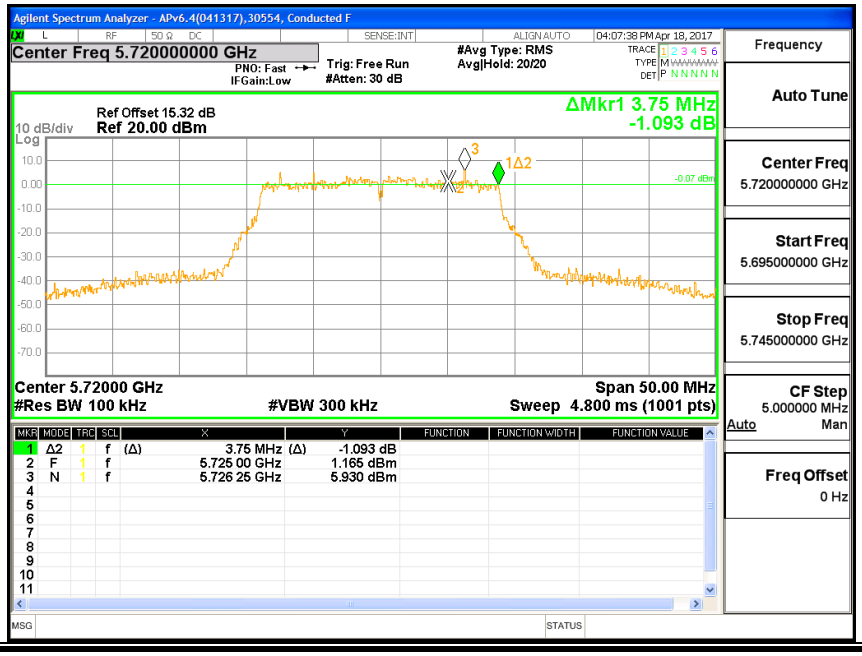

LAT 3 6dB

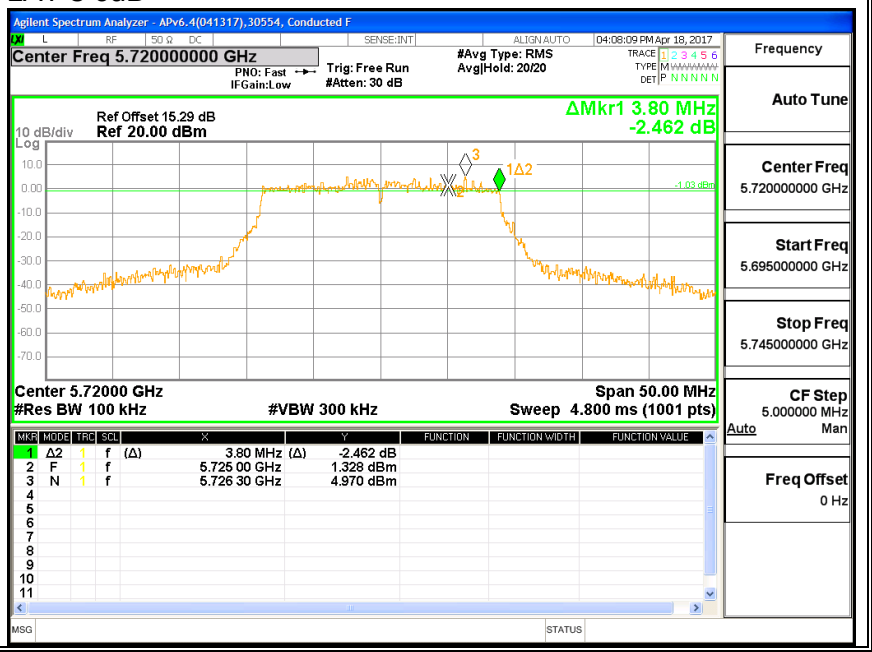

This report shall not be reproduced except in full, without the written approval of UL Verification Services Inc.

8.22. 11n HT40 UAT 2 SISO MODE IN THE 5.6GHz BAND

8.22.1. 26 dB BANDWIDTH

LIMITS

None; for reporting purposes only.

RESULTS

Channel	Frequency	26 dB BW UAT 2 (MHz)
Low	5510	40.4
Mid	5550	40.5
High	5670	40.4
142	5710	40.4

This report shall not be reproduced except in full, without the written approval of UL Verification Services Inc.

26dB, CH LOW

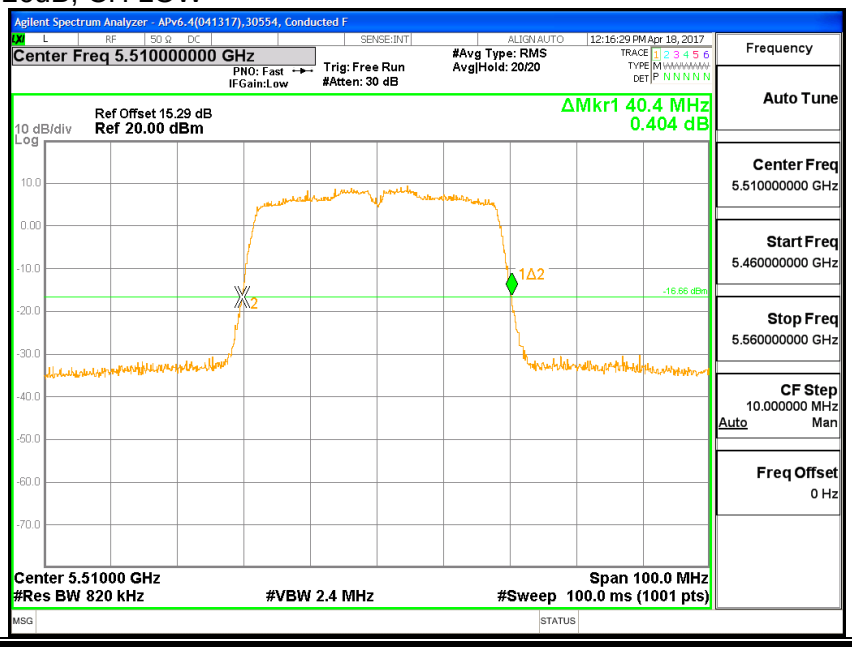

26dB, CH MID

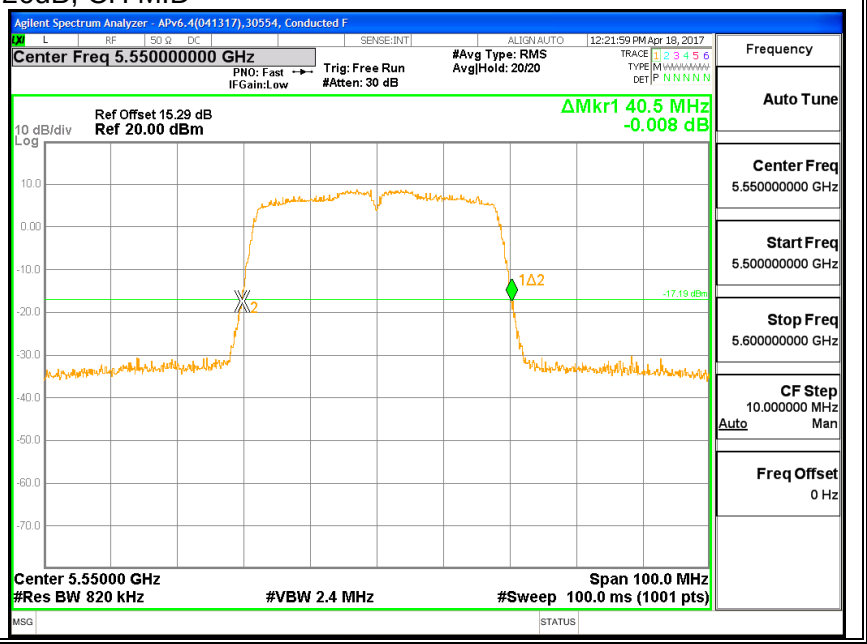

UL VERIFICATION SERVICES INC. FORM NO: CCSUP4701J
47173 BENICIA STREET, FREMONT, CA 94538, USA TEL: (510) 771-1000 FAX: (510) 661-0888
This report shall not be reproduced except in full, without the written approval of UL Verification Services Inc.

26dB, CH HIGH

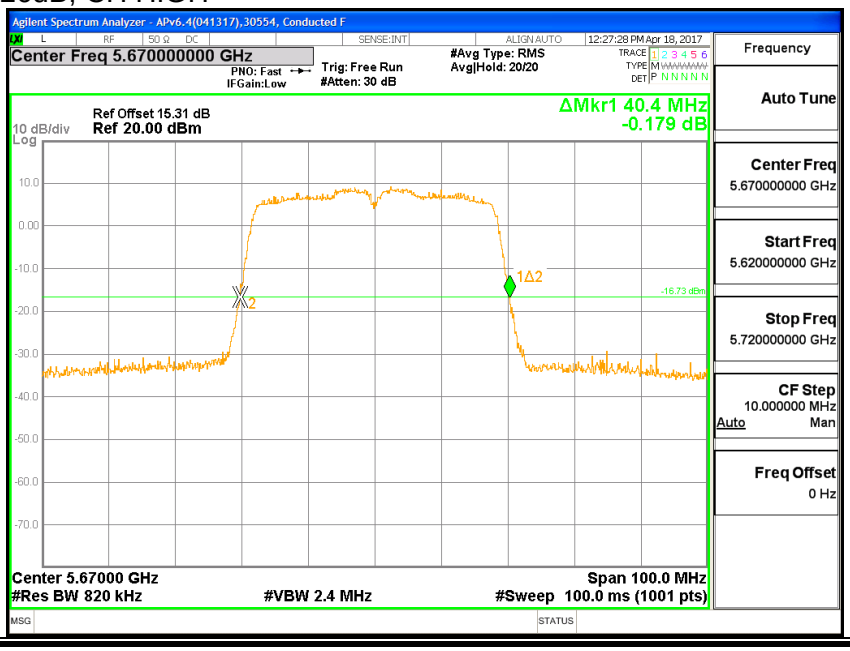

26dB, CH 142

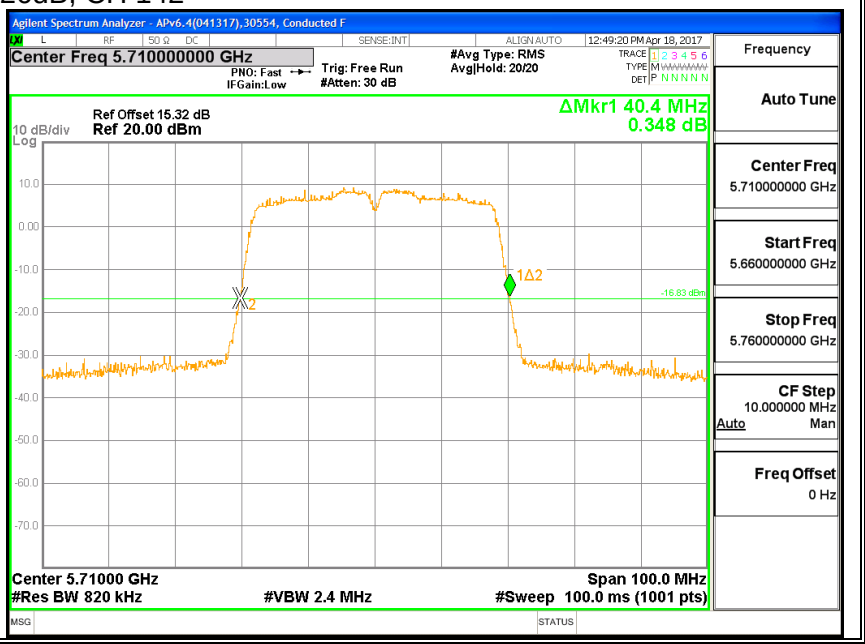

UL VERIFICATION SERVICES INC. FORM NO: CCSUP4701J
47173 BENICIA STREET, FREMONT, CA 94538, USA TEL: (510) 771-1000 FAX: (510) 661-0888
This report shall not be reproduced except in full, without the written approval of UL Verification Services Inc.

8.22.2. 99% BANDWIDTH

LIMITS

None; for reporting purposes only.

RESULTS

Channel	Frequency	99% BW UAT 2 (MHz)
Low	5510	36.090
Mid	5550	36.133
High	5670	36.120
142	5710	36.209

UL VERIFICATION SERVICES INC. FORM NO: CCSUP4701J
47173 BENICIA STREET, FREMONT, CA 94538, USA TEL: (510) 771-1000 FAX: (510) 661-0888
This report shall not be reproduced except in full, without the written approval of UL Verification Services Inc.

OBW, CH LOW

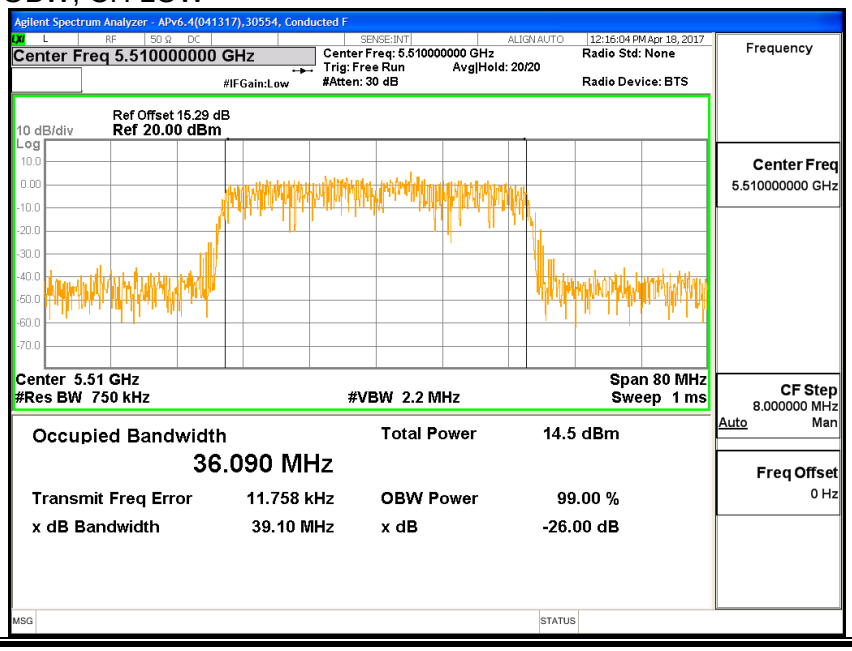

OBW, CH MID

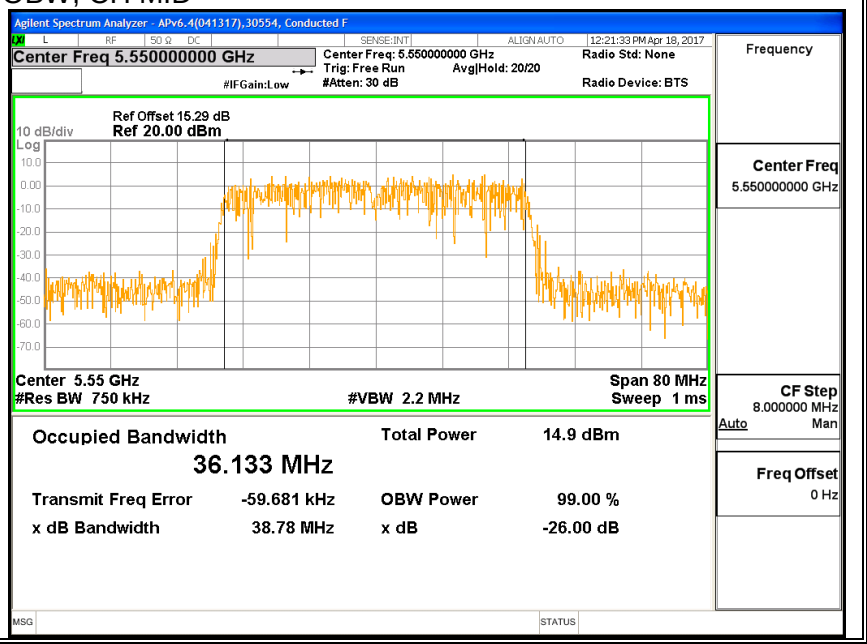

UL VERIFICATION SERVICES INC. FORM NO: CCSUP4701J
47173 BENICIA STREET, FREMONT, CA 94538, USA TEL: (510) 771-1000 FAX: (510) 661-0888
This report shall not be reproduced except in full, without the written approval of UL Verification Services Inc.

OBW, CH HIGH

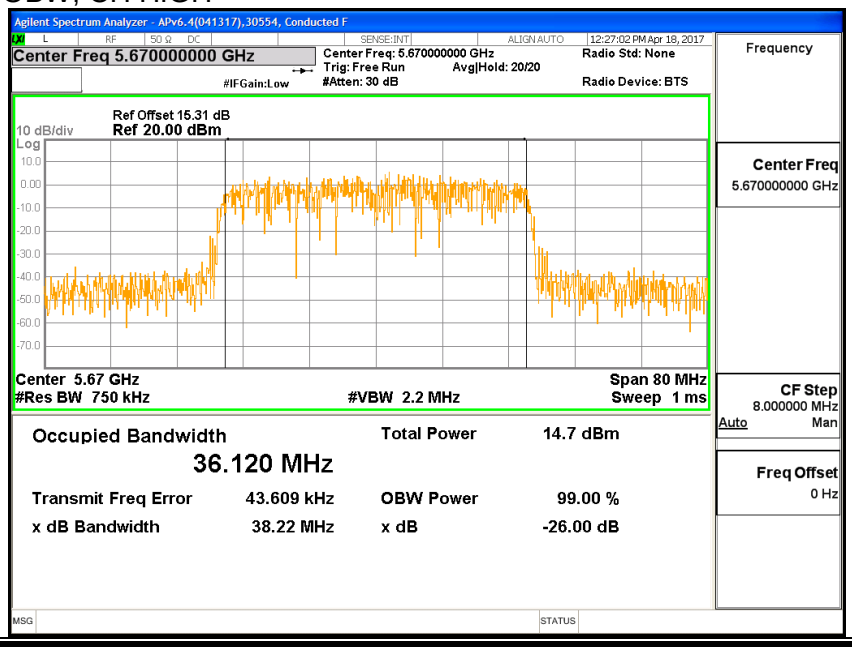

OBW, CH 142

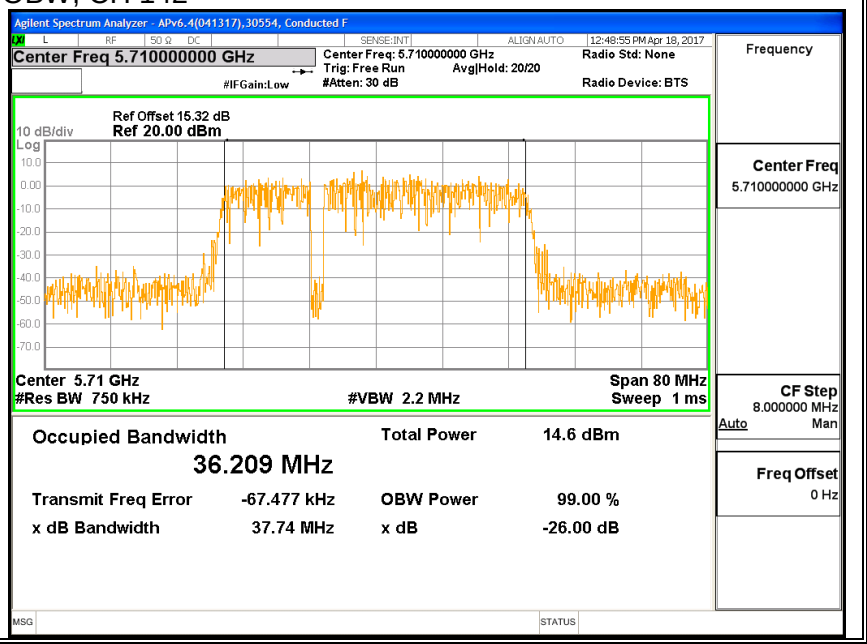

UL VERIFICATION SERVICES INC. FORM NO: CCSUP4701J
47173 BENICIA STREET, FREMONT, CA 94538, USA TEL: (510) 771-1000 FAX: (510) 661-0888
This report shall not be reproduced except in full, without the written approval of UL Verification Services Inc.

8.22.3. AVERAGE POWER

ID:	29446	Date:	7/10/17

LIMITS

None; for reporting purposes only.

TEST PROCEDURE

Measurements perform using a wideband gated RF power meter.

RESULTS

Channel	Frequency	Power UAT 2 (dBm)
Low	5510	15.42
Mid	5550	19.40
High	5670	17.96
142	5710	19.38

This report shall not be reproduced except in full, without the written approval of UL Verification Services Inc.

8.22.4. OUTPUT POWER AND PPSD

LIMITS

FCC §15.407 (a) (2)

For the band 5.47–5.725 GHz, the maximum conducted output power over the frequency band of operation shall not exceed the lesser of 250 mW or 11 dBm + 10 log B, where B is the 26–dB emission bandwidth in MHz. In addition, the maximum power spectral density shall not exceed 11 dBm in any 1–MHz band. If transmitting antennas of directional gain greater than 6 dBi are used, both the maximum conducted output power and the peak power spectral density shall be reduced by the amount in dB that the directional gain of the antenna exceeds 6 dBi.

TEST PROCEDURE

Measurements perform using a wideband gated RF power meter provided that the gate parameters are adjusted such that the power is measured only when the EUT is transmitting at its maximum power control level. Since the measurement is made only during the ON time of the transmitter, no duty cycle correction factor is required.

Straddle channel power is measured using PXA spectrum analyzer, duty cycle correction factor is required.

DIRECTIONAL ANTENNA GAIN

There is only one transmitter output therefore the directional gain is equal to the antenna gain.

This report shall not be reproduced except in full, without the written approval of UL Verification Services Inc.

RESULTS

Bandwidth, Antenna Gain, and Limits

Channel	Frequency (MHz)	Min 26 dB BW (MHz)	Min 99% BW (MHz)	Directional Gain (dBi)	Power Limit (dBm)	PSD Limit (dBm/1MHz)
Low	5510	40.40	36.090	-2.38	24.00	11.00
Mid	5550	40.50	36.133	-2.38	24.00	11.00
High	5670	40.40	36.120	-2.38	24.00	11.00

Duty Cycle CF (dB)	0.10	**Included in Calculations of Corr'd PSD**

Output Power Results

Channel	Frequency (MHz)	UAT 2 Meas Power (dBm)	Total Corr'd Power (dBm)	Power Limit (dBm)	Power Margin (dB)
Low	5510	15.42	15.42	24.00	-8.58
Mid	5550	19.40	19.40	24.00	-4.60
High	5670	17.96	17.96	24.00	-6.04

PSD Results

Channel	Frequency (MHz)	UAT 2 Meas PSD (dBm/1MHz)	Total Corr'd PSD (dBm/1MHz)	PSD Limit (dBm/1MHz)	PSD Margin (dB)
Low	5510	2.12	2.22	11.00	-8.78
Mid	5550	5.48	5.58	11.00	-5.42
High	5670	5.41	5.51	11.00	-5.49

This report shall not be reproduced except in full, without the written approval of UL Verification Services Inc.

, CH LOW

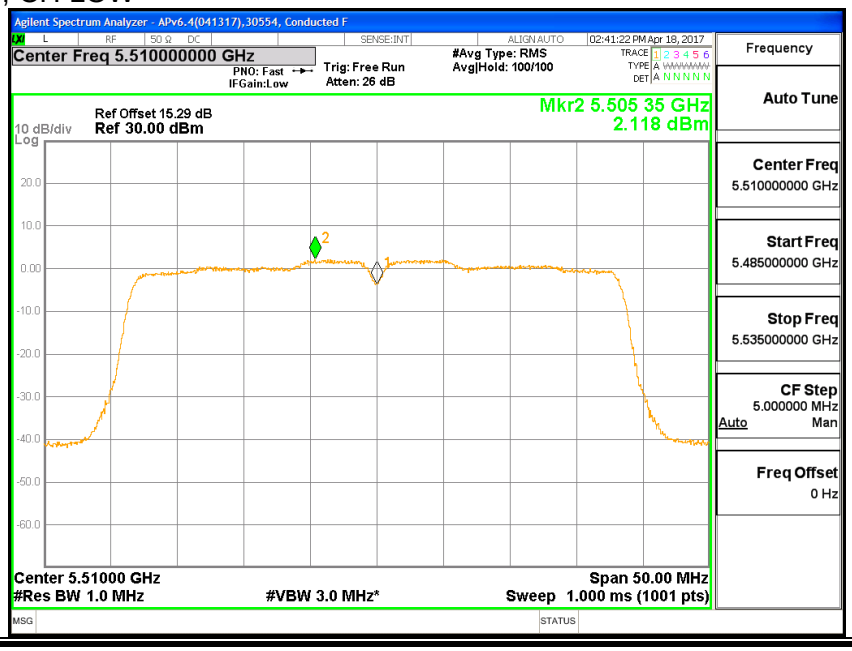

, CH MID

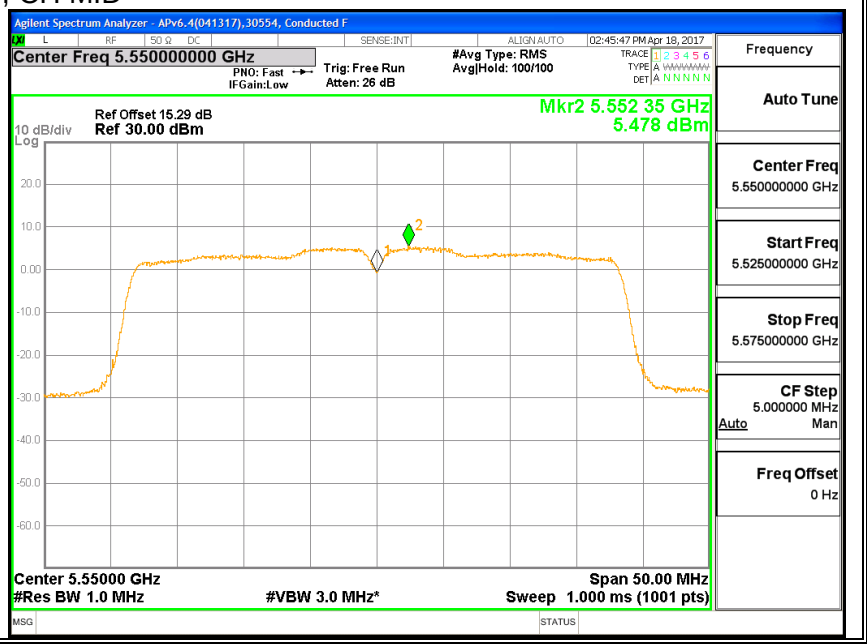

This report shall not be reproduced except in full, without the written approval of UL Verification Services Inc.

, CH HIGH

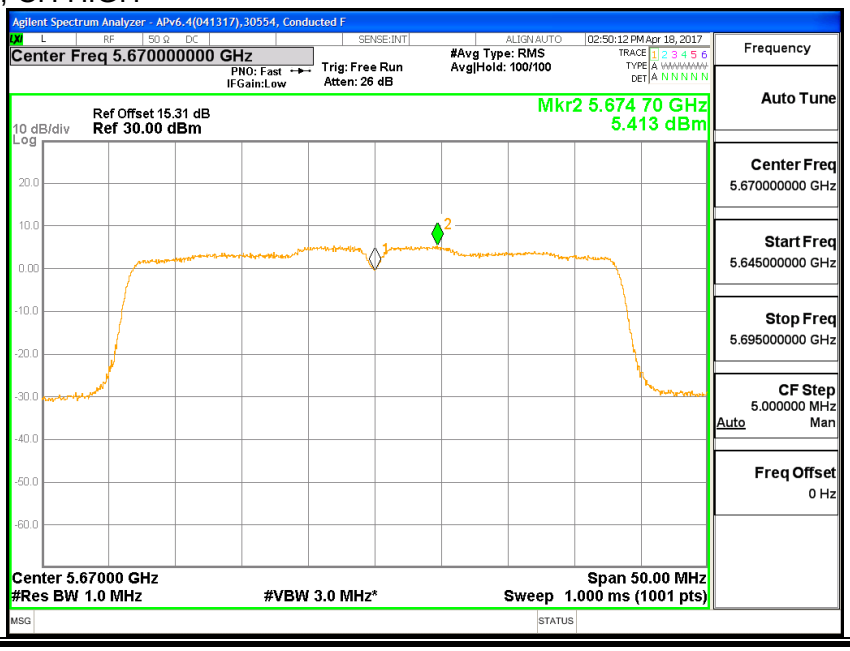

This report shall not be reproduced except in full, without the written approval of UL Verification Services Inc.

8.22.5. 11ac HT40 UAT 2 SISO STRADDLE CHANNEL 142

UNII-2C BAND

Bandwidth, Antenna Gain, and Limits

Channel	Frequency (MHz)	Min 26 dB BW (MHz)	Directional Gain for Power (dBi)	Directional Gain for PSD (dBi)	Power Limit (dBm)	PSD Limit (dBm/1MHz)
142	5710	40.40	-2.38	-2.38	24.00	11.00

Duty Cycle CF (dB)	0.10	Included in Calculations of Corr'd Power & PSD

Output Power Results

Channel	Frequency (MHz)	UAT 2 Meas Power (dBm)	Total Corr'd Power (dBm)	Power Limit (dBm)	Power Margin (dB)
142	5710	18.89	18.99	24.00	-5.01

PSD Results

Channel	Frequency (MHz)	UAT 2 Meas PSD (dBm/1MHz)	Total Corr'd PSD (dBm/1MHz)	PSD Limit (dBm/1MHz)	PSD Margin (dB)
142	5710	6.15	6.25	11.00	-4.75

UL VERIFICATION SERVICES INC. FORM NO: CCSUP4701J
47173 BENICIA STREET, FREMONT, CA 94538, USA TEL: (510) 771-1000 FAX: (510) 661-0888
This report shall not be reproduced except in full, without the written approval of UL Verification Services Inc.

OUTPUT POWER, CH 142 UNII 2C

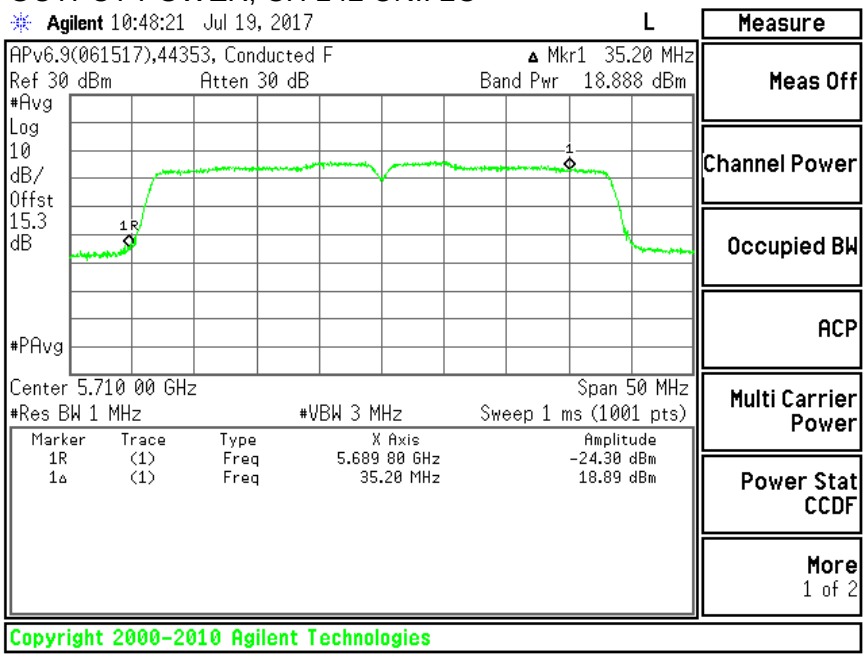

PSD, CH 142 UNII 2C

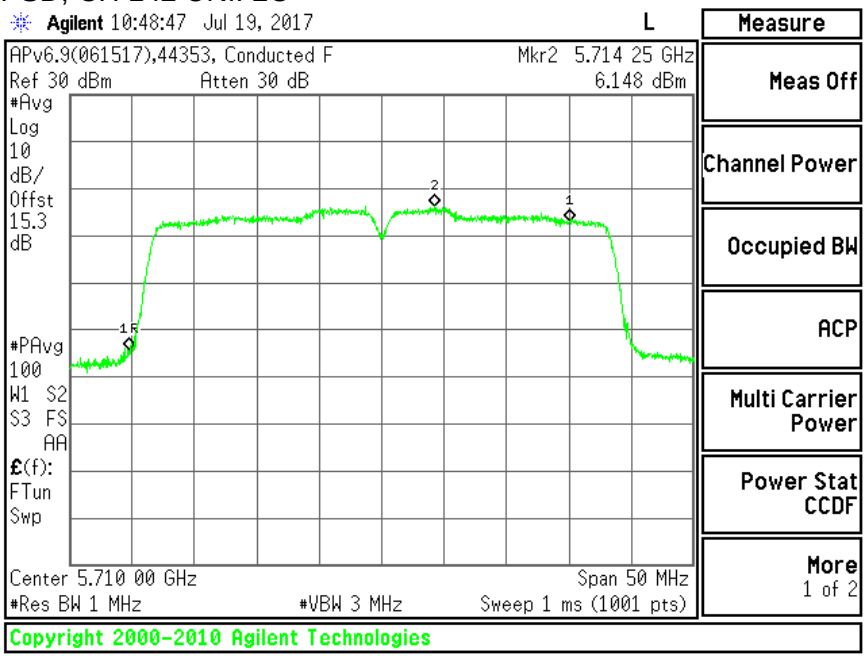

This report shall not be reproduced except in full, without the written approval of UL Verification Services Inc.

UNII-3 BAND

Antenna Gain and Limit

Channel	Frequency (MHz)	Min 26 dB BW (MHz)	Directional Gain (dBi)	Power Limit (dBm)	PSD Limit (dBm)
142	5710	40.40	-1.61	-2.41	30.00

Duty Cycle CF (dB)	0.10	Included in Calculations of Corr'd Power & PSD

Output Power Results

Channel	Frequency (MHz)	UAT 2 Meas Power (dBm)	Total Corr'd Power (dBm)	Power Limit (dBm)	Power Margin (dB)
142	5710	7.62	7.72	-2.41	10.13

PSD Results

Channel	Frequency (MHz)	UAT 2 Meas PSD (dBm)	Total Corr'd PSD (dBm)	PSD Limit (dBm)	PSD Margin (dB)
142	5710	0.69	0.79	30.00	-29.22

UL VERIFICATION SERVICES INC. FORM NO: CCSUP4701J
47173 BENICIA STREET, FREMONT, CA 94538, USA TEL: (510) 771-1000 FAX: (510) 661-0888
This report shall not be reproduced except in full, without the written approval of UL Verification Services Inc.

OUTPUT POWER, CH 142 UNII 3

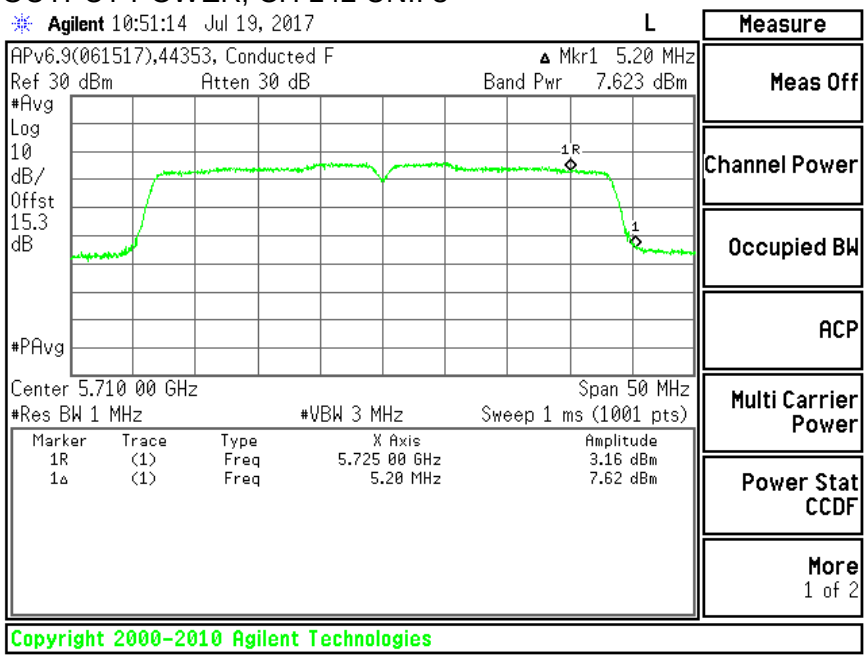

PSD, CH 142 UNII 3

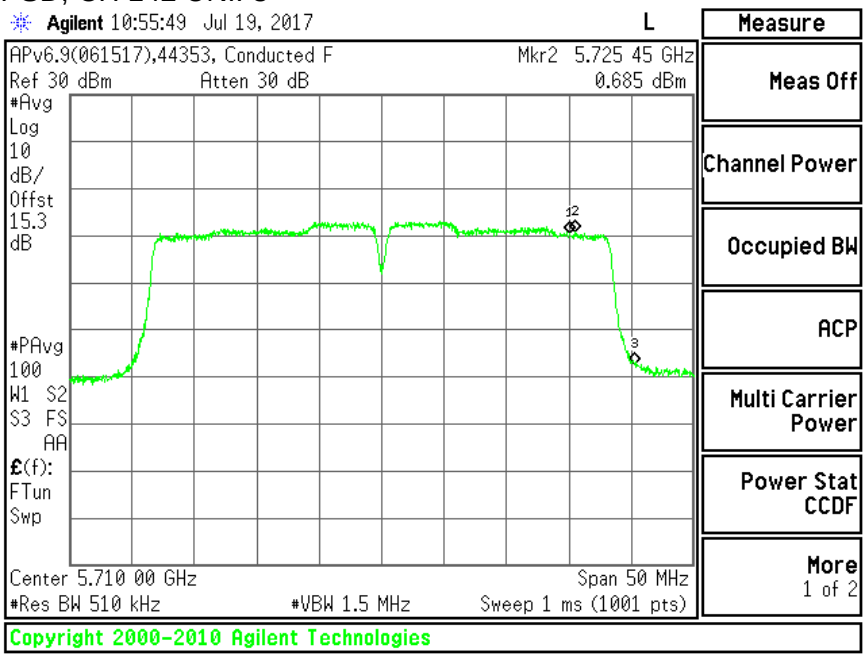

This report shall not be reproduced except in full, without the written approval of UL Verification Services Inc.

8.22.6. 6 dB BANDWIDTH

LIMITS

FCC §15.407 (e)

The minimum 6 dB bandwidth shall be at least 500 kHz.

RESULTS

Channel	Frequency (MHz)	6 dB Bandwidth (MHz)
142	5710	9.60

6 dB BANDWIDTH

6dBc BW

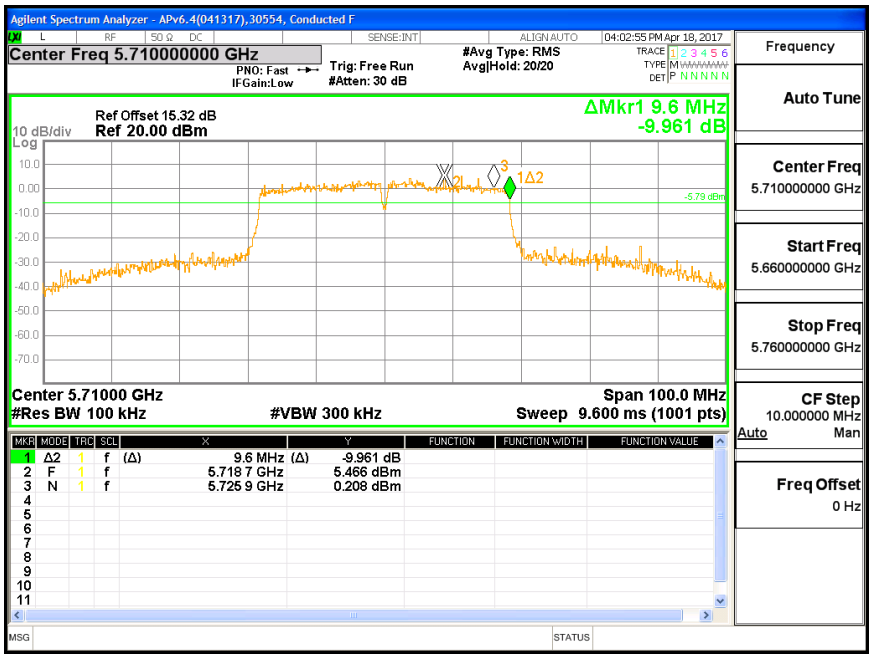

This report shall not be reproduced except in full, without the written approval of UL Verification Services Inc.

8.23. 11n HT40 LAT 3 SISO MODE IN THE 5.6GHz BAND

8.23.1. 26 dB BANDWIDTH

LIMITS

None; for reporting purposes only.

RESULTS

Channel	Frequency	26 dB BW LAT 3 (MHz)
Low	5510	40.6
Mid	5550	40.6
High	5670	40.8
142	5710	40.5

This report shall not be reproduced except in full, without the written approval of UL Verification Services Inc.

26dB, CH LOW

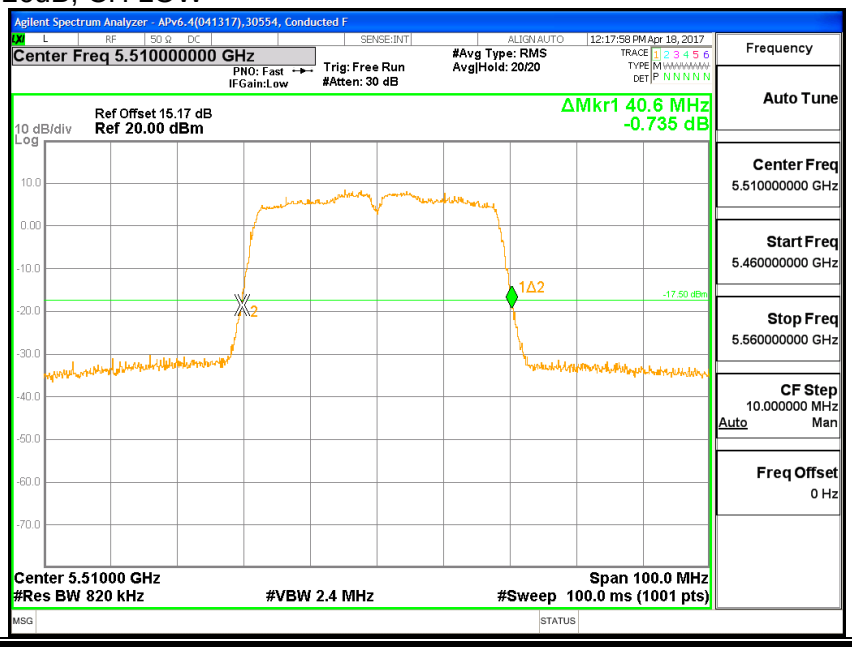

26dB, CH MID

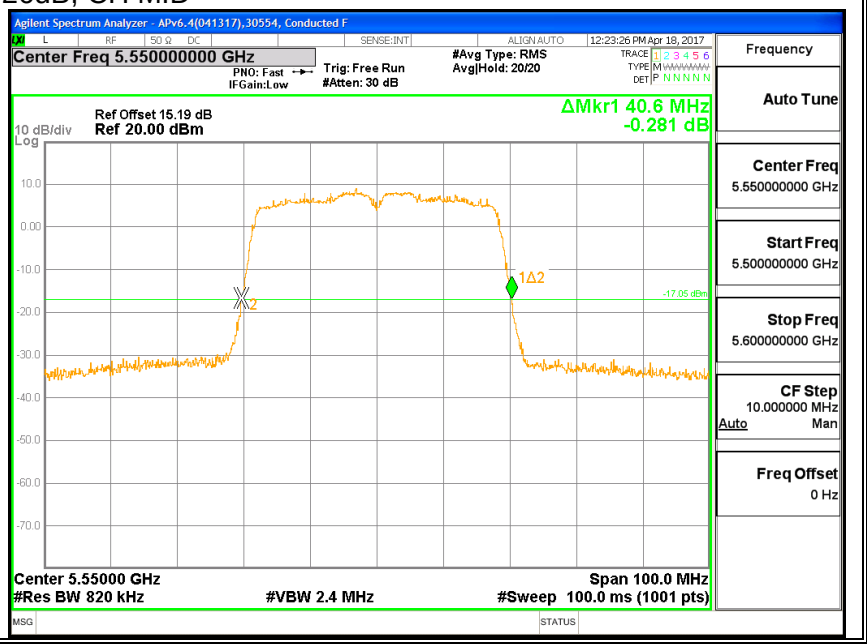

UL VERIFICATION SERVICES INC. FORM NO: CCSUP4701J
47173 BENICIA STREET, FREMONT, CA 94538, USA TEL: (510) 771-1000 FAX: (510) 661-0888
This report shall not be reproduced except in full, without the written approval of UL Verification Services Inc.

26dB, CH HIGH

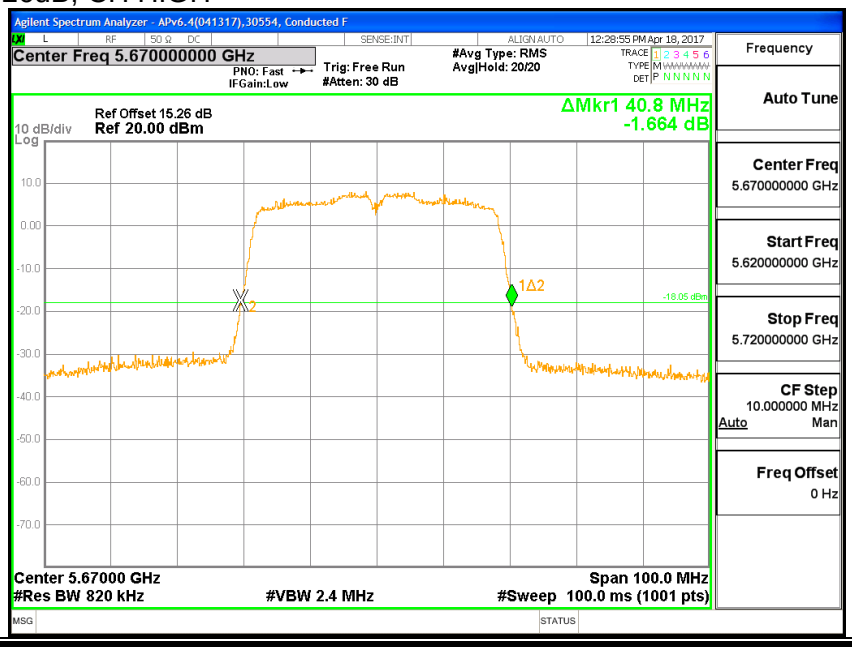

26dB, CH 142

UL VERIFICATION SERVICES INC. FORM NO: CCSUP4701J
47173 BENICIA STREET, FREMONT, CA 94538, USA TEL: (510) 771-1000 FAX: (510) 661-0888
This report shall not be reproduced except in full, without the written approval of UL Verification Services Inc.

8.23.2. 99% BANDWIDTH

LIMITS

None; for reporting purposes only.

RESULTS

Channel	Frequency	99% BW LAT 3 (MHz)
Low	5510	36.225
Mid	5550	36.204
High	5670	36.062
142	5710	36.1

UL VERIFICATION SERVICES INC. FORM NO: CCSUP4701J
47173 BENICIA STREET, FREMONT, CA 94538, USA TEL: (510) 771-1000 FAX: (510) 661-0888
This report shall not be reproduced except in full, without the written approval of UL Verification Services Inc.

OBW, CH LOW

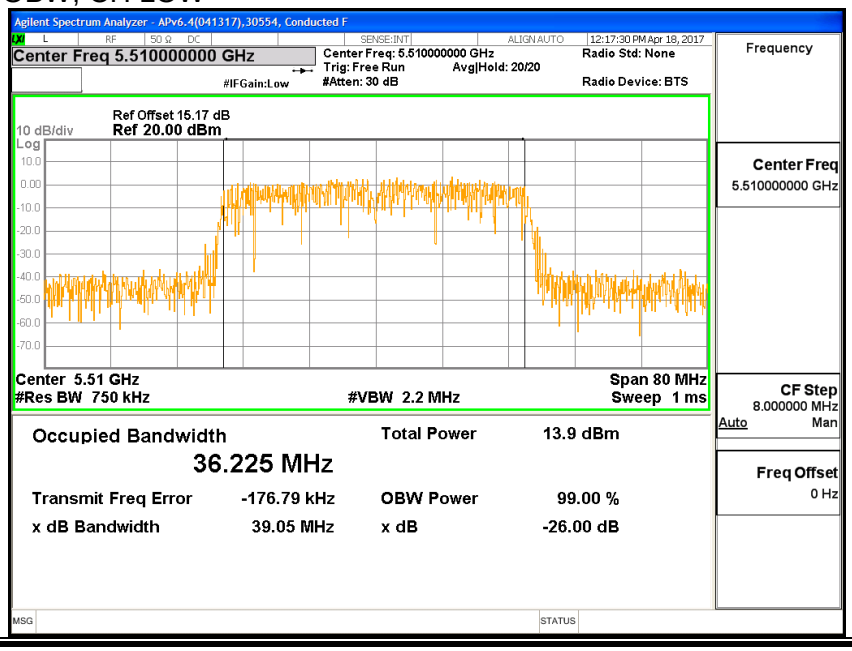

OBW, CH MID

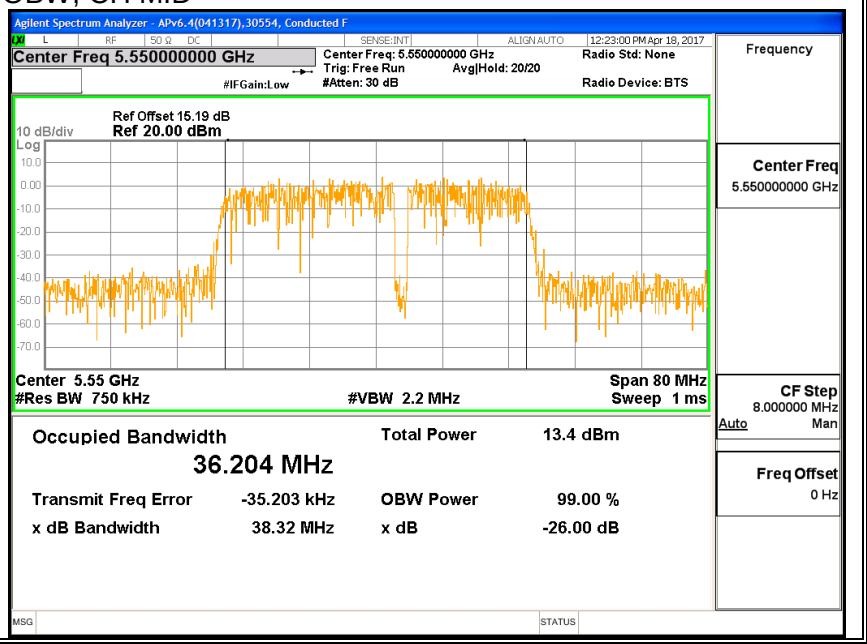

UL VERIFICATION SERVICES INC. FORM NO: CCSUP4701J
47173 BENICIA STREET, FREMONT, CA 94538, USA TEL: (510) 771-1000 FAX: (510) 661-0888
This report shall not be reproduced except in full, without the written approval of UL Verification Services Inc.

OBW, CH HIGH

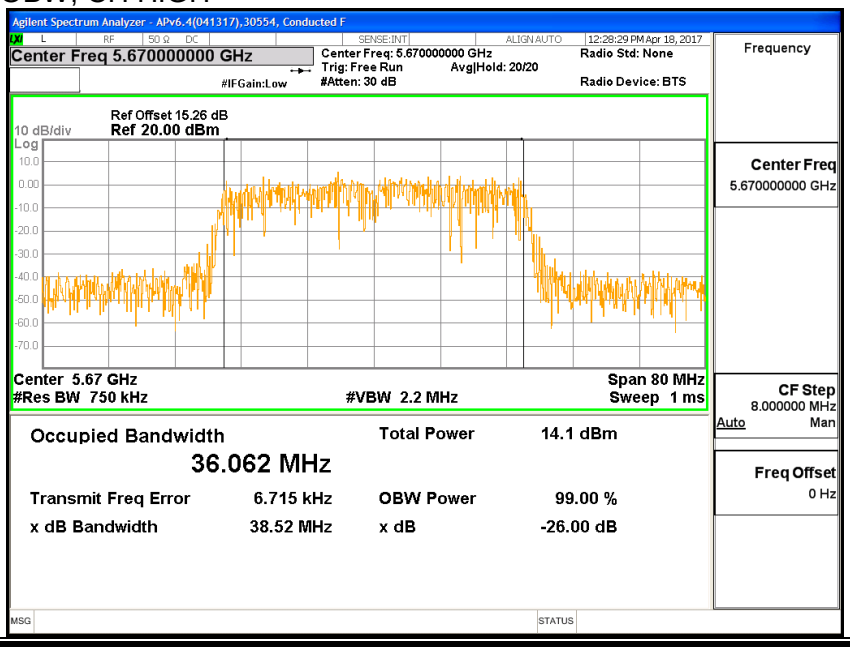

OBW, CH 142

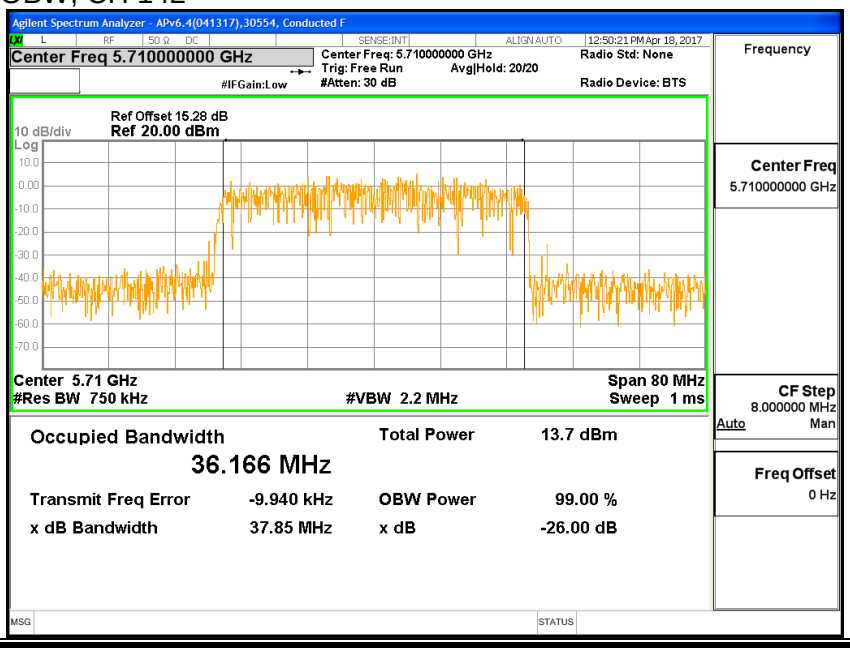

UL VERIFICATION SERVICES INC. FORM NO: CCSUP4701J
47173 BENICIA STREET, FREMONT, CA 94538, USA TEL: (510) 771-1000 FAX: (510) 661-0888
This report shall not be reproduced except in full, without the written approval of UL Verification Services Inc.

8.23.3. AVERAGE POWER

ID:	29446	Date:	7/10/17

LIMITS

None; for reporting purposes only.

TEST PROCEDURE

Measurements perform using a wideband gated RF power meter.

RESULTS

Channel	Frequency	Power LAT 3 (dBm)
Low	5510	15.39
Mid	5550	19.44
High	5670	17.83
142	5710	19.41

This report shall not be reproduced except in full, without the written approval of UL Verification Services Inc.

8.23.4. OUTPUT POWER AND PPSD

LIMITS

FCC §15.407 (a) (2)

For the band 5.47–5.725 GHz, the maximum conducted output power over the frequency band of operation shall not exceed the lesser of 250 mW or 11 dBm + 10 log B, where B is the 26–dB emission bandwidth in MHz. In addition, the maximum power spectral density shall not exceed 11 dBm in any 1–MHz band. If transmitting antennas of directional gain greater than 6 dBi are used, both the maximum conducted output power and the peak power spectral density shall be reduced by the amount in dB that the directional gain of the antenna exceeds 6 dBi.

TEST PROCEDURE

Measurements perform using a wideband gated RF power meter provided that the gate parameters are adjusted such that the power is measured only when the EUT is transmitting at its maximum power control level. Since the measurement is made only during the ON time of the transmitter, no duty cycle correction factor is required.

Straddle channel power is measured using PXA spectrum analyzer, duty cycle correction factor is required.

DIRECTIONAL ANTENNA GAIN

There is only one transmitter output therefore the directional gain is equal to the antenna gain.

UL VERIFICATION SERVICES INC. FORM NO: CCSUP4701J
47173 BENICIA STREET, FREMONT, CA 94538, USA TEL: (510) 771-1000 FAX: (510) 661-0888
This report shall not be reproduced except in full, without the written approval of UL Verification Services Inc.

RESULTS

Bandwidth, Antenna Gain, and Limits

Channel	Frequency (MHz)	Min 26 dB BW (MHz)	Min 99% BW (MHz)	Directional Gain (dBi)	Power Limit (dBm)	PSD Limit (dBm/1MHz)
Low	5510	40.60	36.23	-0.15	24.00	11.00
Mid	5550	40.60	36.20	-0.15	24.00	11.00
High	5670	40.80	36.06	-0.15	24.00	11.00

Duty Cycle CF (dB)	0.10	**Included in Calculations of Corr'd PSD**

Output Power Results

Channel	Frequency (MHz)	LAT 3 Meas Power (dBm)	Total Corr'd Power (dBm)	Power Limit (dBm)	Power Margin (dB)
Low	5510	15.39	15.39	24.00	-8.61
Mid	5550	19.44	19.44	24.00	-4.56
High	5670	17.83	17.83	24.00	-6.17

PSD Results

Channel	Frequency (MHz)	LAT 3 Meas PSD (dBm/1MHz)	Total Corr'd PSD (dBm/1MHz)	PSD Limit (dBm/1MHz)	PSD Margin (dB)
Low	5510	2.15	2.25	11.00	-8.75
Mid	5550	5.43	5.53	11.00	-5.47
High	5670	5.25	5.35	11.00	-5.66

UL VERIFICATION SERVICES INC. FORM NO: CCSUP4701J
47173 BENICIA STREET, FREMONT, CA 94538, USA TEL: (510) 771-1000 FAX: (510) 661-0888
This report shall not be reproduced except in full, without the written approval of UL Verification Services Inc.

, CH LOW

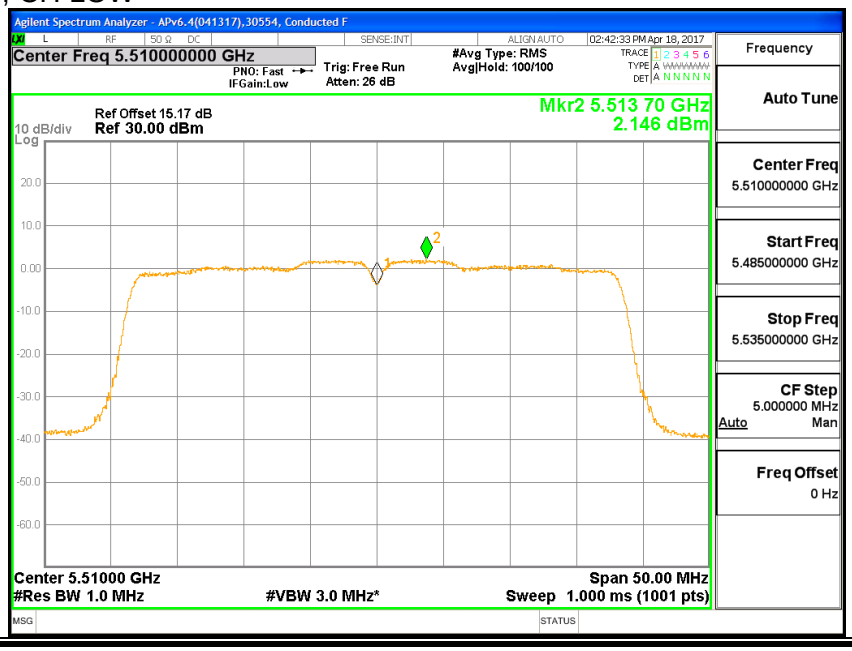

, CH MID

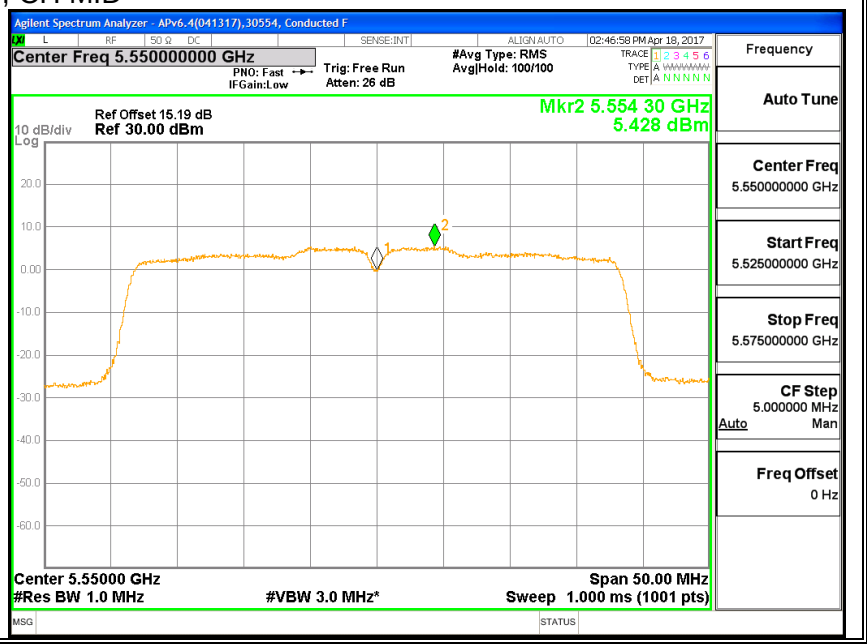

This report shall not be reproduced except in full, without the written approval of UL Verification Services Inc.

, CH HIGH

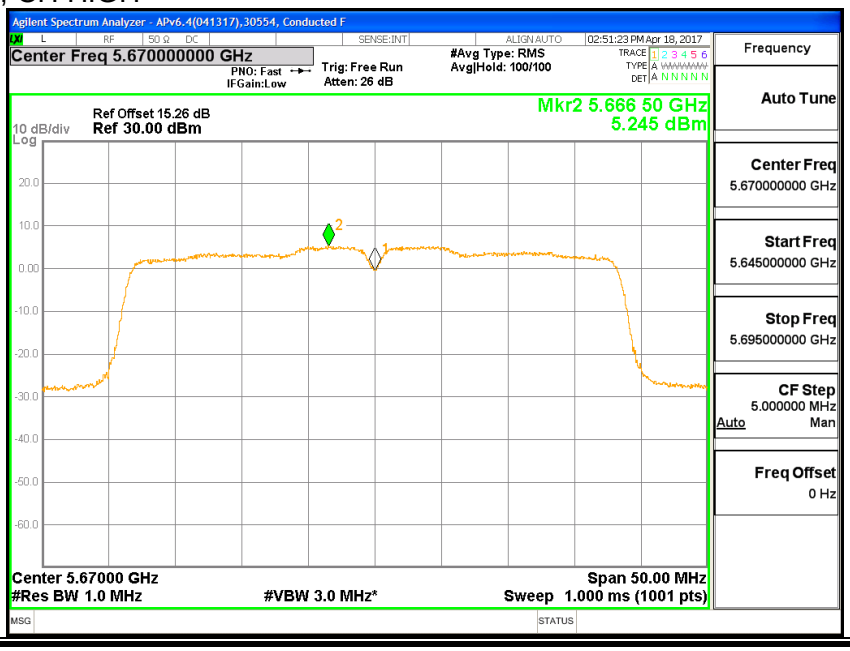

This report shall not be reproduced except in full, without the written approval of UL Verification Services Inc.

8.23.5. 11ac HT40 LAT 3 SISO STRADDLE CHANNEL 142

UNII-2C BAND

Bandwidth, Antenna Gain, and Limits

Channel	Frequency (MHz)	Min 26 dB BW (MHz)	Directional Gain for Power (dBi)	Directional Gain for PSD (dBi)	Power Limit (dBm)	PSD Limit (dBm/1MHz)
142	5710	40.50	-0.15	-0.15	24.00	11.00

Duty Cycle CF (dB)	0.10	**Included in Calculations of Corr'd Power & PSD**

Output Power Results

Channel	Frequency (MHz)	LAT 3 Meas Power (dBm)	Total Corr'd Power (dBm)	Power Limit (dBm)	Power Margin (dB)
142	5710	18.73	18.83	24.00	-5.17

PSD Results

Channel	Frequency (MHz)	LAT 3 Meas PSD (dBm/1MHz)	Total Corr'd PSD (dBm/1MHz)	PSD Limit (dBm/1MHz)	PSD Margin (dB)
142	5710	5.89	5.99	11.00	-5.01

UL VERIFICATION SERVICES INC. FORM NO: CCSUP4701J
47173 BENICIA STREET, FREMONT, CA 94538, USA TEL: (510) 771-1000 FAX: (510) 661-0888
This report shall not be reproduced except in full, without the written approval of UL Verification Services Inc.

OUTPUT POWER, CH 142 UNII 2C

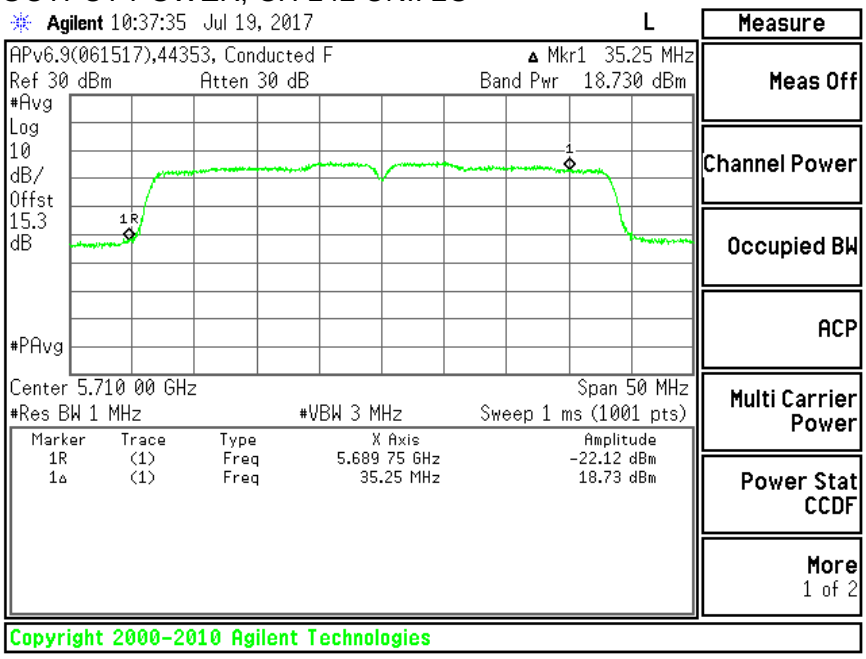

PSD, CH 142 UNII 2C

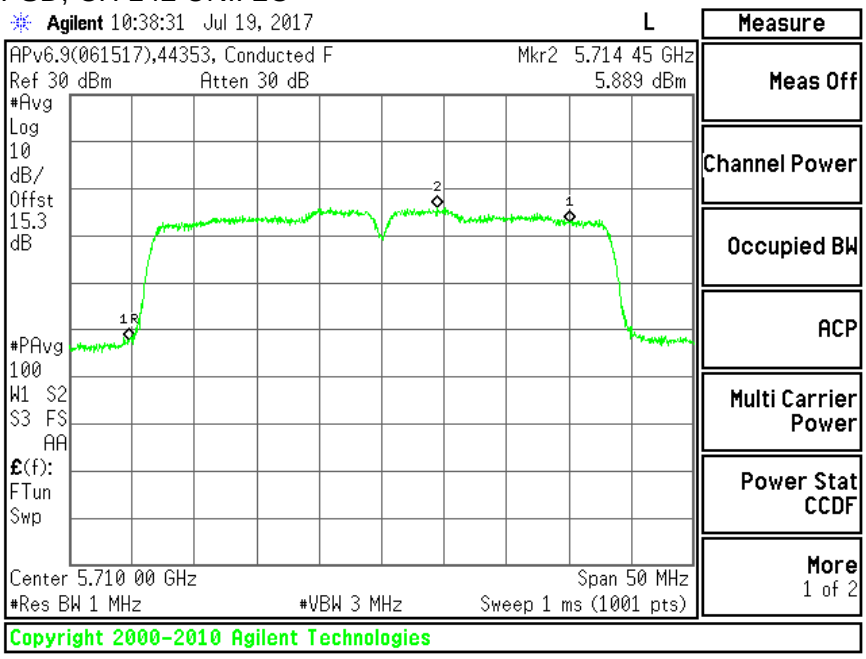

This report shall not be reproduced except in full, without the written approval of UL Verification Services Inc.

UNII-3 BAND

Antenna Gain and Limit

Channel	Frequency (MHz)	Min 26 dB BW (MHz)	Directional Gain (dBi)	Power Limit (dBm)	PSD Limit (dBm)
142	5710	40.50	-0.15	30.00	30.00

Duty Cycle CF (dB)	0.10	Included in Calculations of Corr'd Power & PSD

Output Power Results

Channel	Frequency (MHz)	LAT 3 Meas Power (dBm)	Total Corr'd Power (dBm)	Power Limit (dBm)	Power Margin (dB)
142	5710	7.55	7.65	30.00	-22.36

PSD Results

Channel	Frequency (MHz)	LAT 3 Meas PSD (dBm)	Total Corr'd PSD (dBm)	PSD Limit (dBm)	PSD Margin (dB)
142	5710	0.82	0.92	30.00	-29.08

UL VERIFICATION SERVICES INC. FORM NO: CCSUP4701J
47173 BENICIA STREET, FREMONT, CA 94538, USA TEL: (510) 771-1000 FAX: (510) 661-0888
This report shall not be reproduced except in full, without the written approval of UL Verification Services Inc.

OUTPUT POWER, CH 142 UNII 3

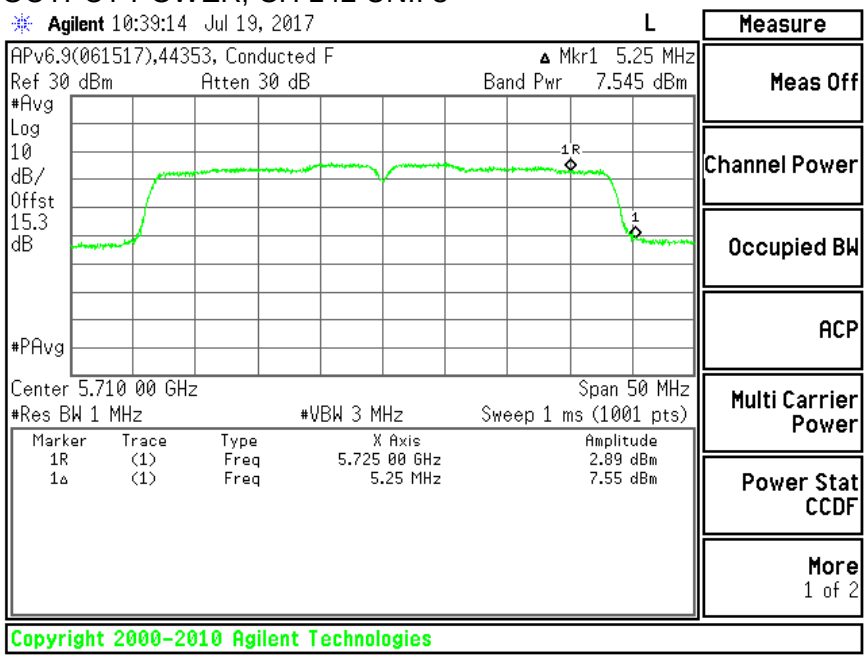

PSD, CH 142 UNII 3

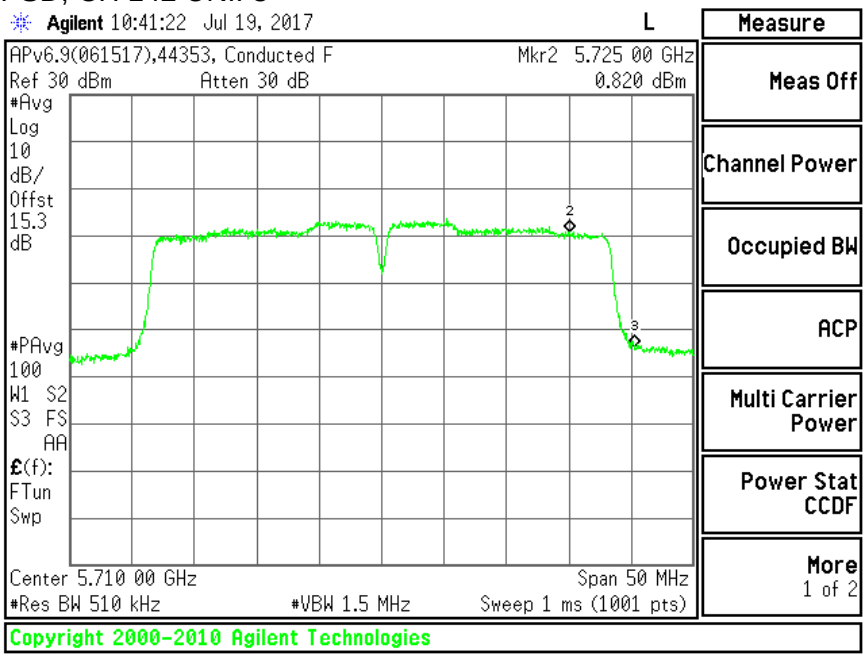

This report shall not be reproduced except in full, without the written approval of UL Verification Services Inc.

8.23.6. 6 dB BANDWIDTH

LIMITS

FCC §15.407 (e)

The minimum 6 dB bandwidth shall be at least 500 kHz.

RESULTS

Channel	Frequency (MHz)	6 dB Bandwidth (MHz)
142	5710	32.10

6 dB BANDWIDTH

6dBc BW

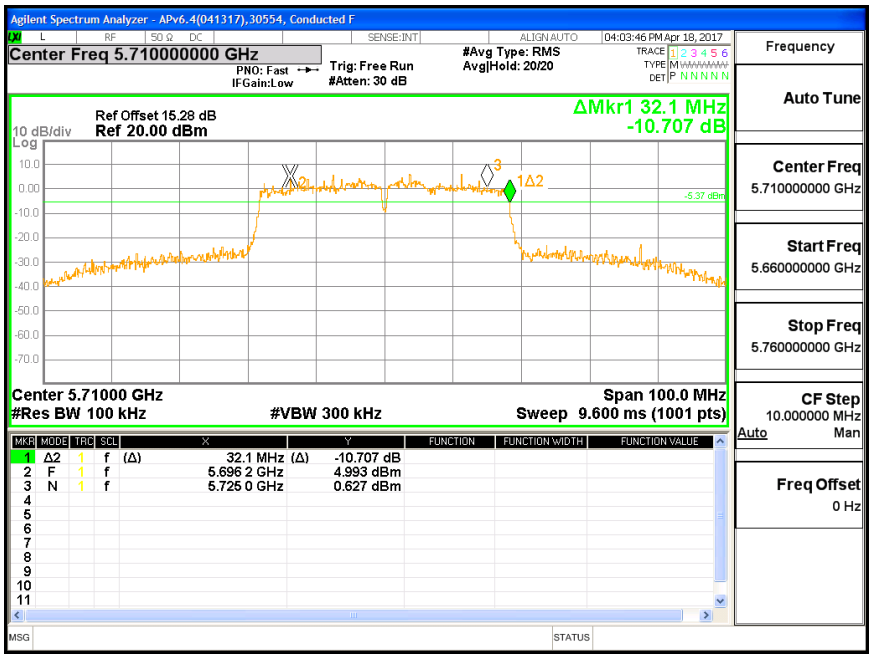

UL VERIFICATION SERVICES INC. FORM NO: CCSUP4701J
47173 BENICIA STREET, FREMONT, CA 94538, USA TEL: (510) 771-1000 FAX: (510) 661-0888
This report shall not be reproduced except in full, without the written approval of UL Verification Services Inc.

8.24. 11n HT40 2TX CDD MIMO MODE IN THE 5.6GHz BAND

8.24.1. 26 dB BANDWIDTH

LIMITS

None; for reporting purposes only.

RESULTS

Channel	Frequency	26 dB BW UAT 2 (MHz)	26 dB BW LAT 3 (MHz)
Low	5510	40.5	40.3
Mid	5550	40.6	40.1
High	5670	40.5	40.2
142	5710	40.5	40.1

This report shall not be reproduced except in full, without the written approval of UL Verification Services Inc.

UAT 2 26dB , CH LOW

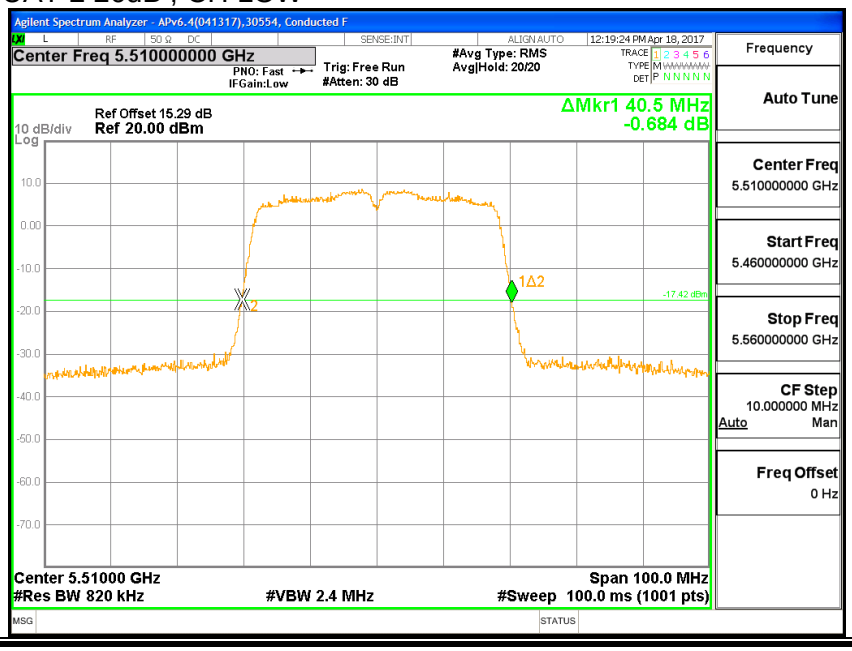

LAT 3 26dB , CH LOW

This report shall not be reproduced except in full, without the written approval of UL Verification Services Inc.

UAT 2 26dB , CH MID

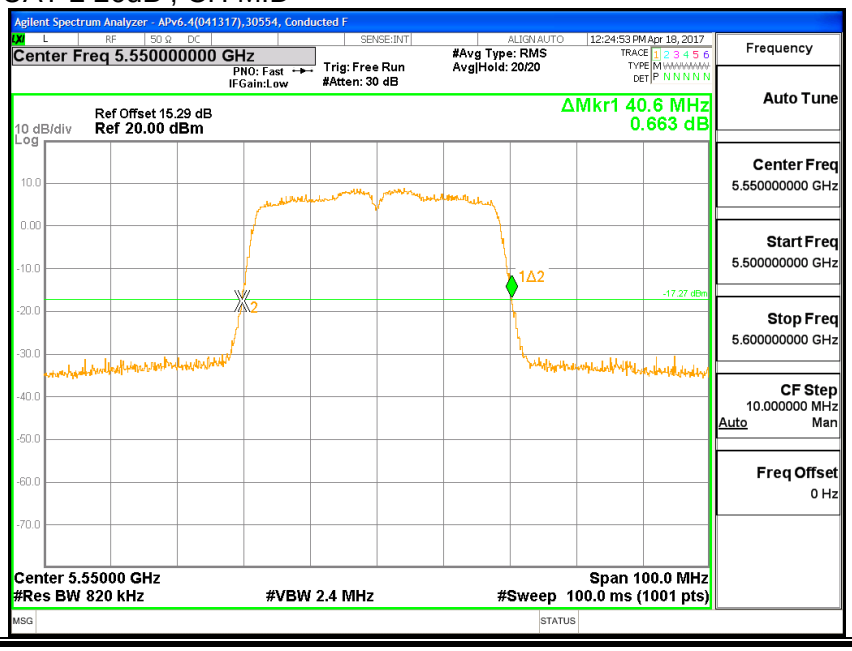

LAT 3 26dB , CH MID

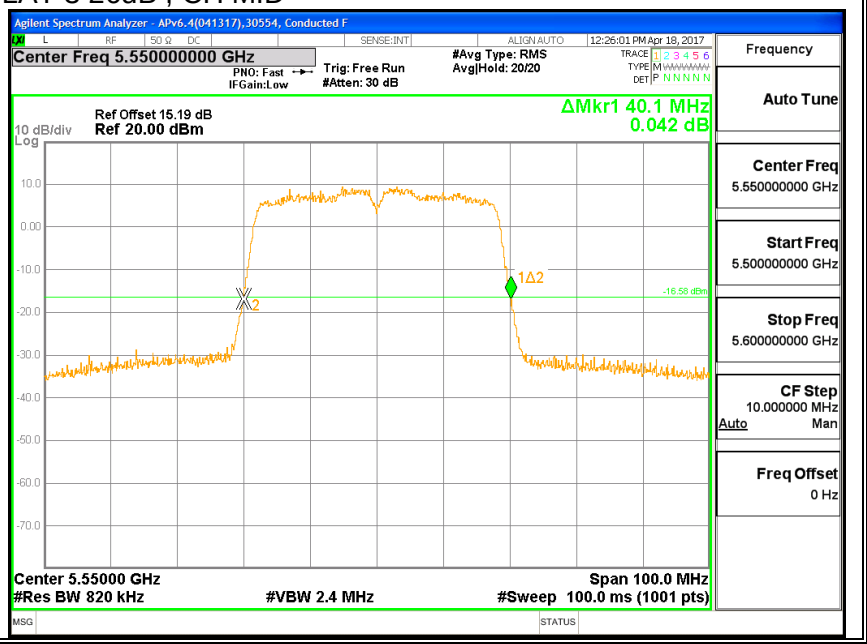

UL VERIFICATION SERVICES INC. FORM NO: CCSUP4701J
47173 BENICIA STREET, FREMONT, CA 94538, USA TEL: (510) 771-1000 FAX: (510) 661-0888
This report shall not be reproduced except in full, without the written approval of UL Verification Services Inc.

UAT 2 26dB , CH HIGH

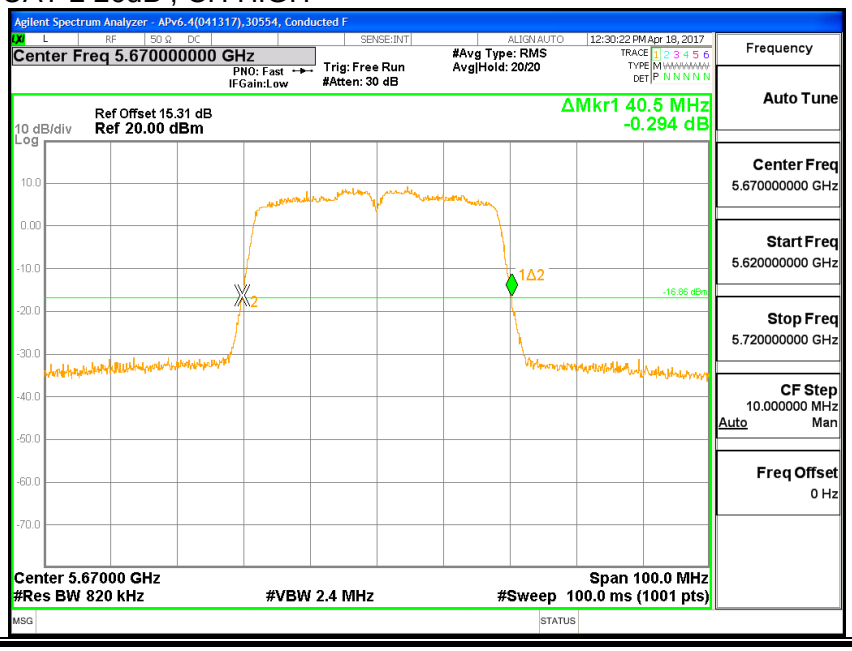

LAT 3 26dB , CH HIGH

UL VERIFICATION SERVICES INC. FORM NO: CCSUP4701J
47173 BENICIA STREET, FREMONT, CA 94538, USA TEL: (510) 771-1000 FAX: (510) 661-0888
This report shall not be reproduced except in full, without the written approval of UL Verification Services Inc.