OBW, CH LOW

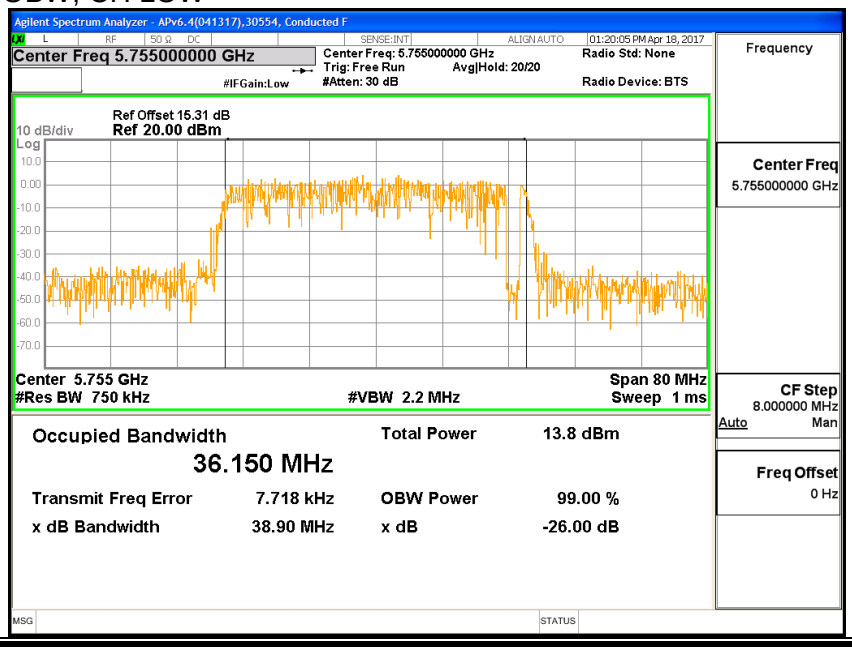

OBW, CH HIGH

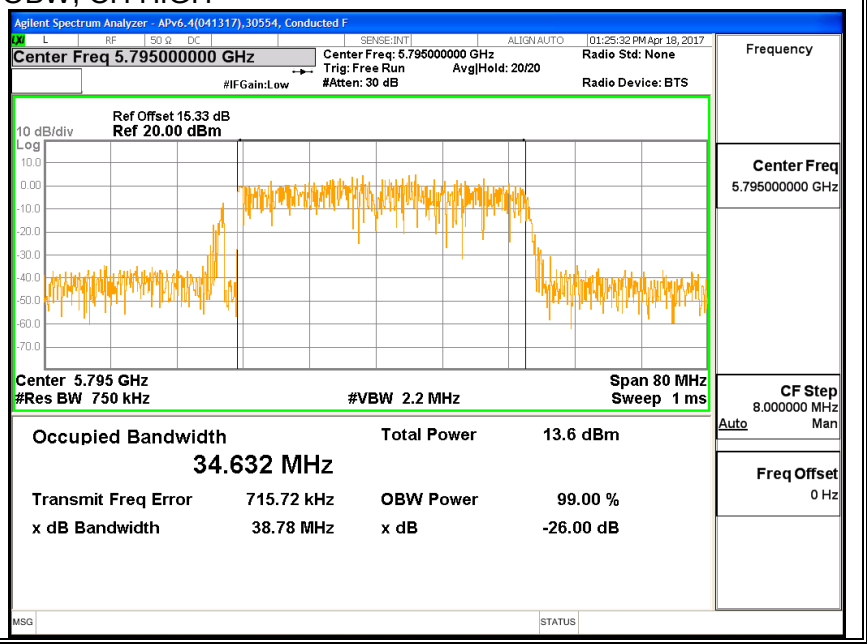

UL VERIFICATION SERVICES INC. FORM NO: CCSUP4701J
47173 BENICIA STREET, FREMONT, CA 94538, USA TEL: (510) 771-1000 FAX: (510) 661-0888
This report shall not be reproduced except in full, without the written approval of UL Verification Services Inc.

8.32.4. AVERAGE POWER

ID:	29446	Date:	7/10/17

LIMITS

None; for reporting purposes only.

TEST PROCEDURE

Measurements perform using a wideband gated RF power meter.

RESULTS

Channel	Frequency	Power LAT 3 (dBm)
Low	5755	19.44
High	5795	19.38

UL VERIFICATION SERVICES INC. FORM NO: CCSUP4701J
47173 BENICIA STREET, FREMONT, CA 94538, USA TEL: (510) 771-1000 FAX: (510) 661-0888
This report shall not be reproduced except in full, without the written approval of UL Verification Services Inc.

8.32.5. OUTPUT POWER

LIMITS

FCC §15.407 (a) (3)

For the band 5.725-5.85 GHz, the maximum conducted output power over the frequency band of operation shall not exceed 1 W. In addition, the maximum power spectral density shall not exceed 30 dBm in any 500-kHz band. If transmitting antennas of directional gain greater than 6 dBi are used, both the maximum conducted output power and the maximum power spectral density shall be reduced by the amount in dB that the directional gain of the antenna exceeds 6 dBi.

TEST PROCEDURE

Measurements perform using a wideband gated RF power meter provided that the gate parameters are adjusted such that the power is measured only when the EUT is transmitting at its maximum power control level. Since the measurement is made only during the ON time of the transmitter, no duty cycle correction factor is required.

DIRECTIONAL ANTENNA GAIN

There is only one transmitter output therefore the directional gain is equal to the antenna gain.

This report shall not be reproduced except in full, without the written approval of UL Verification Services Inc.

RESULTS

Antenna Gain and Limit

Channel	Frequency (MHz)	Directional Gain (dBi)	Power Limit (dBm)
Low	5755	-0.15	30.00
High	5795	-0.15	30.00

Output Power Results

Channel	Frequency (MHz)	LAT 3 Meas Power (dBm)	Total Corr'd Power (dBm)	Power Limit (dBm)	Power Margin (dB)
Low	5755	19.44	19.44	30.00	-10.56
High	5795	19.38	19.38	30.00	-10.62

UL VERIFICATION SERVICES INC. FORM NO: CCSUP4701J
47173 BENICIA STREET, FREMONT, CA 94538, USA TEL: (510) 771-1000 FAX: (510) 661-0888
This report shall not be reproduced except in full, without the written approval of UL Verification Services Inc.

8.32.6. POWER SPECTRAL DENSITY

LIMITS

FCC §15.407 (a) (3)

For the band 5.725-5.85 GHz, the maximum conducted output power over the frequency band of operation shall not exceed 1 W. In addition, the maximum power spectral density shall not exceed 30 dBm in any 500-kHz band. If transmitting antennas of directional gain greater than 6 dBi are used, both the maximum conducted output power and the maximum power spectral density shall be reduced by the amount in dB that the directional gain of the antenna exceeds 6 dBi.

DIRECTIONAL ANTENNA GAIN

There is only one transmitter output therefore the directional gain is equal to the antenna gain.

This report shall not be reproduced except in full, without the written approval of UL Verification Services Inc.

RESULTS

Antenna Gain and Limits

Channel	Frequency (MHz)	Directional Gain (dBi)	PSD Limit (dBm/500K
Low	5755	-0.15	30.00
High	5795	-0.15	30.00

Duty Cycle CF (dB)	0.10	**Included in Calculations of Corr'd PSD**

PSD Results

Channel	Frequency (MHz)	LAT 3 Meas PSD (dBm/500K Hz)	Total Corr'd PSD (dBm/500K Hz)	PSD Limit (dBm/500K Hz)	PSD Margin (dB)
Low	5755	3.32	3.42	30.00	-26.58
High	5795	3.15	3.25	30.00	-26.76

UL VERIFICATION SERVICES INC. FORM NO: CCSUP4701J
47173 BENICIA STREET, FREMONT, CA 94538, USA TEL: (510) 771-1000 FAX: (510) 661-0888
This report shall not be reproduced except in full, without the written approval of UL Verification Services Inc.

, CH LOW

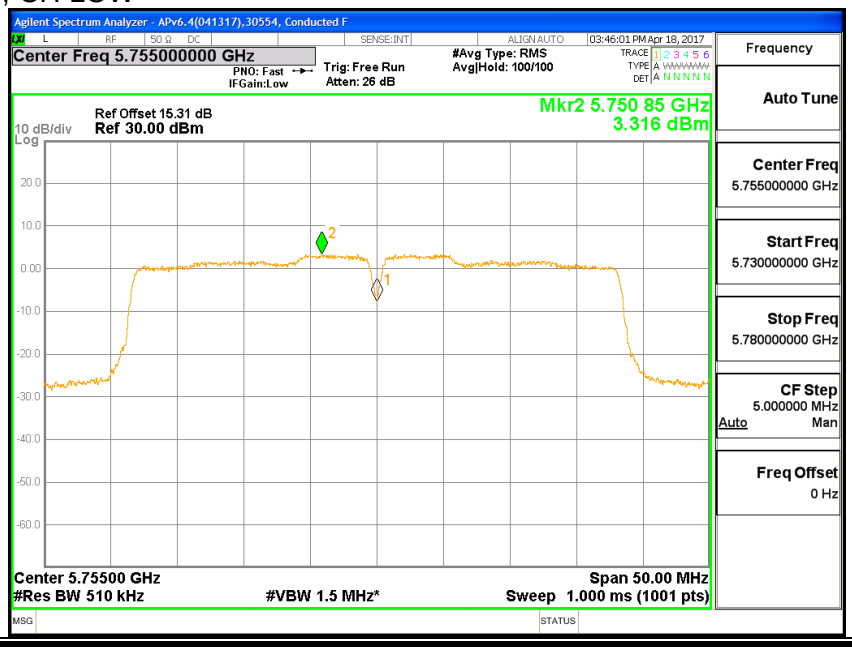

, CH HIGH

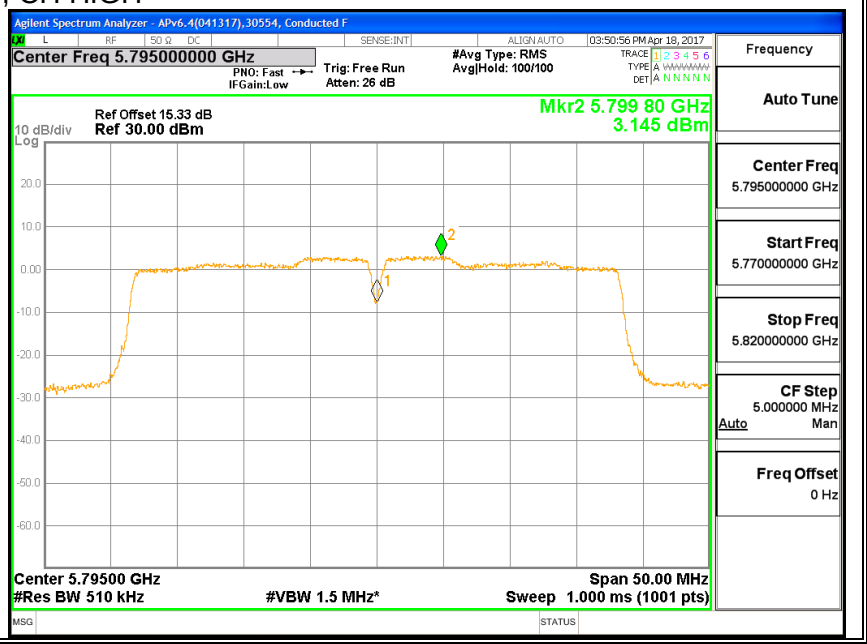

This report shall not be reproduced except in full, without the written approval of UL Verification Services Inc.

8.33. 11n HT40 2TX CDD MIMO MODE IN THE 5.8GHz BAND

8.33.1. 6 dB BANDWIDTH

LIMITS

FCC §15.407 (e)

The minimum 6 dB bandwidth shall be at least 500 kHz.

RESULTS

Channel	Frequency	6 dB BW UAT 2 (MHz)	6 dB BW LAT 3 (MHz)	Minimum Limit (MHz)
Low	5755	34.4	33.7	0.5
High	5795	34.0	36.3	0.5

UL VERIFICATION SERVICES INC. FORM NO: CCSUP4701J
47173 BENICIA STREET, FREMONT, CA 94538, USA TEL: (510) 771-1000 FAX: (510) 661-0888
This report shall not be reproduced except in full, without the written approval of UL Verification Services Inc.

UAT 2 6dB , CH LOW

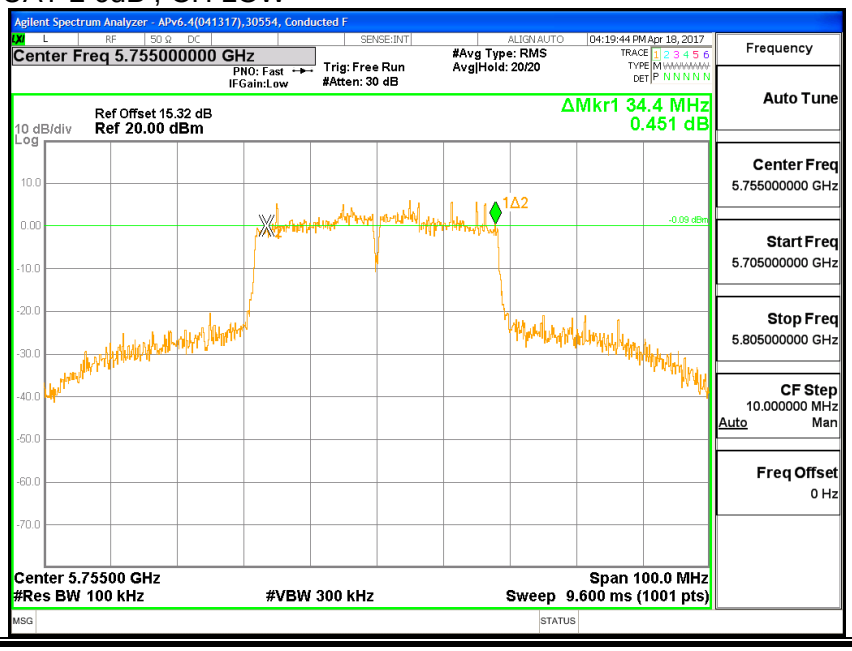

LAT 3 6dB , CH LOW

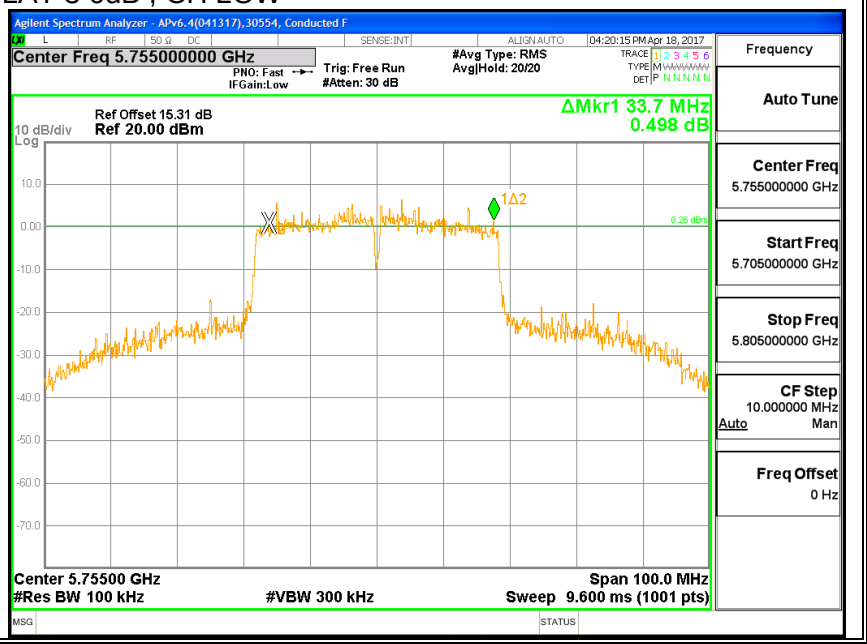

This report shall not be reproduced except in full, without the written approval of UL Verification Services Inc.

UAT 2 6dB , CH HIGH

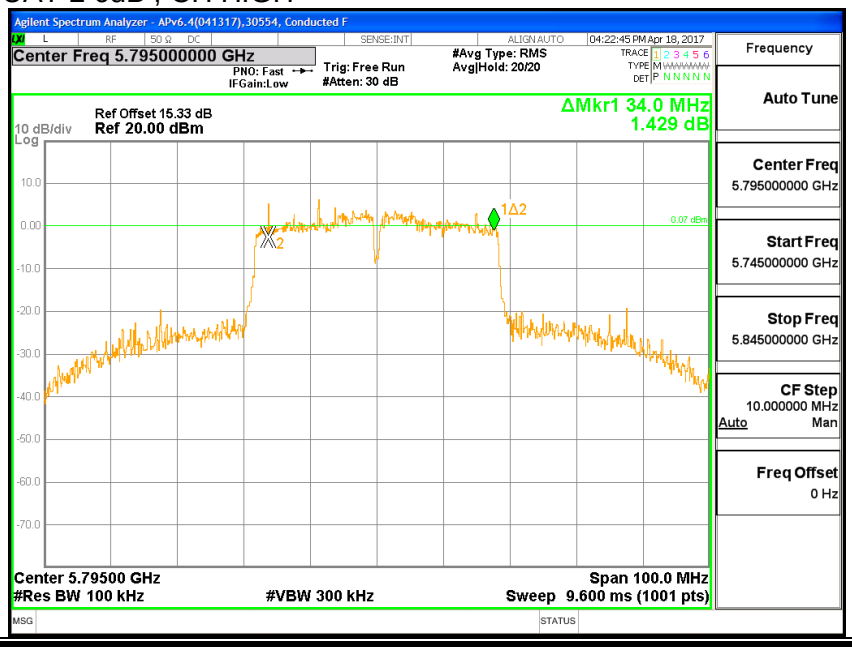

LAT 3 6dB , CH HIGH

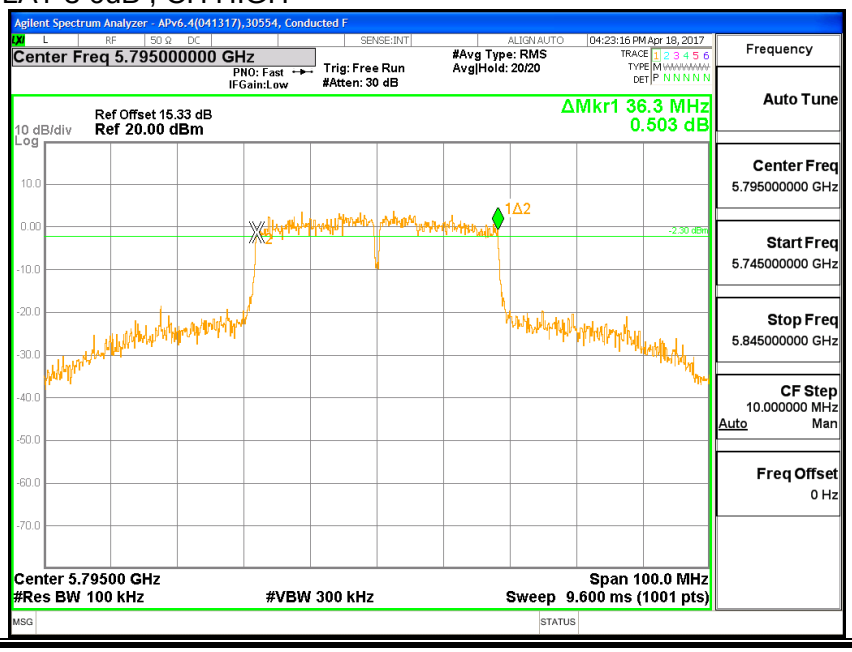

UL VERIFICATION SERVICES INC. FORM NO: CCSUP4701J
47173 BENICIA STREET, FREMONT, CA 94538, USA TEL: (510) 771-1000 FAX: (510) 661-0888
This report shall not be reproduced except in full, without the written approval of UL Verification Services Inc.

8.33.2. 26 dB BANDWIDTH

LIMITS

None; for reporting purposes only.

RESULTS

Channel	Frequency	26 dB BW UAT 2 (MHz)	26 dB BW LAT 3 (MHz)
Low	5755	40.4	40
High	5795	40.5	40.1

This report shall not be reproduced except in full, without the written approval of UL Verification Services Inc.

UAT 2 26dB , CH LOW

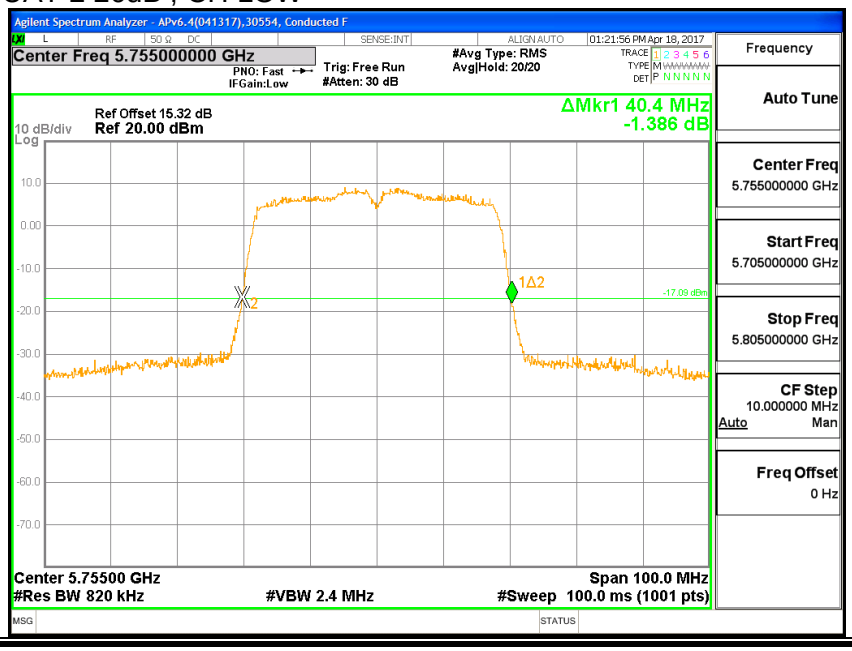

LAT 3 26dB , CH LOW

This report shall not be reproduced except in full, without the written approval of UL Verification Services Inc.

UAT 2 26dB , CH HIGH

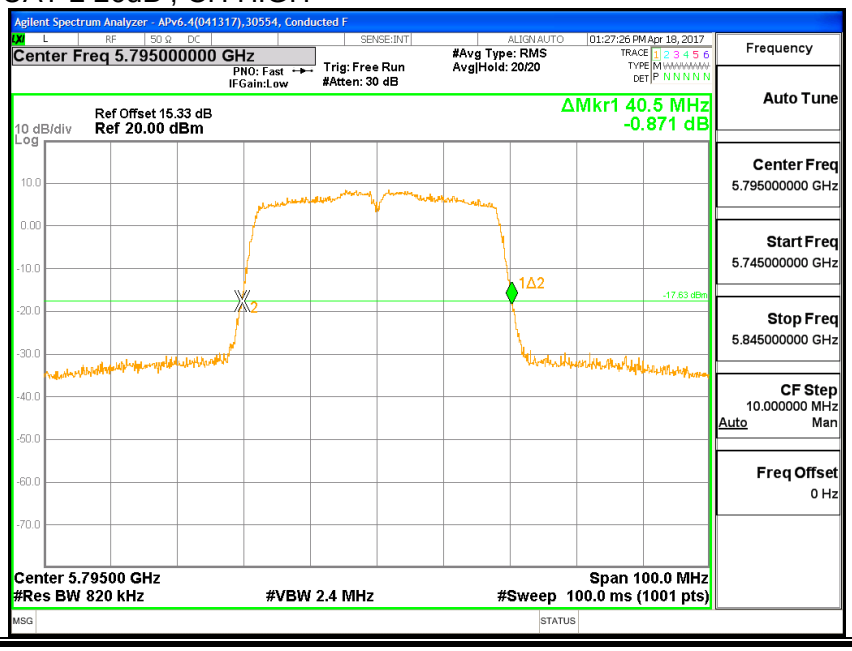

LAT 3 26dB , CH HIGH

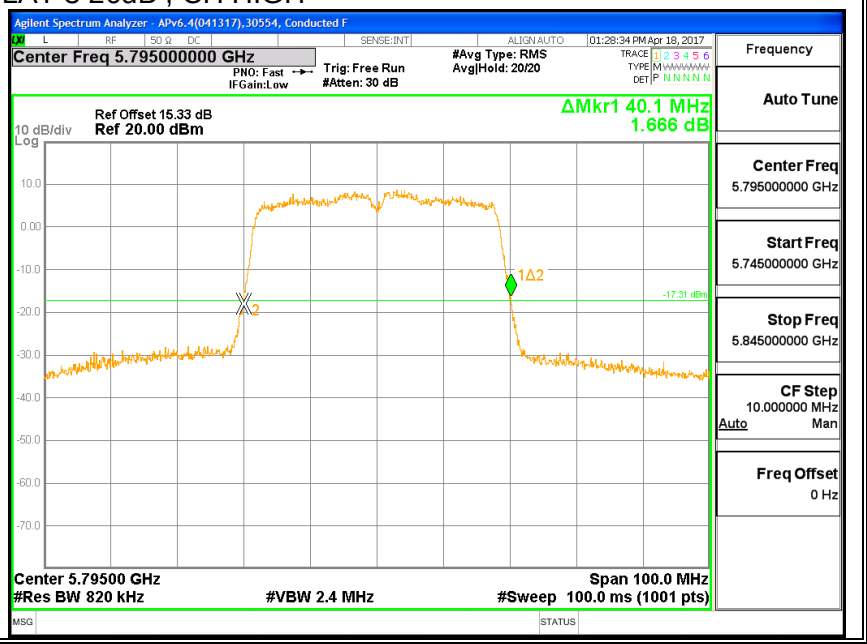

UL VERIFICATION SERVICES INC. FORM NO: CCSUP4701J
47173 BENICIA STREET, FREMONT, CA 94538, USA TEL: (510) 771-1000 FAX: (510) 661-0888
This report shall not be reproduced except in full, without the written approval of UL Verification Services Inc.

8.33.3. 99% BANDWIDTH

LIMITS

None; for reporting purposes only.

RESULTS

Channel	Frequency	99% BW UAT 2 (MHz)	99% BW LAT 3 (MHz)
Low	5755	36.194	36.22
High	5795	36.302	36.209

This report shall not be reproduced except in full, without the written approval of UL Verification Services Inc.

UAT 2 OBW , CH LOW

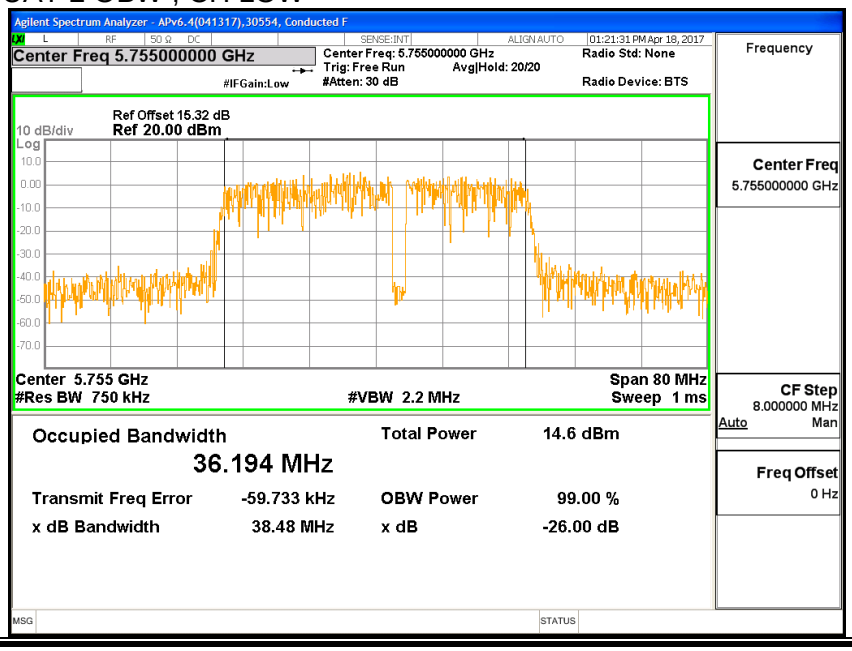

LAT 3 OBW , CH LOW

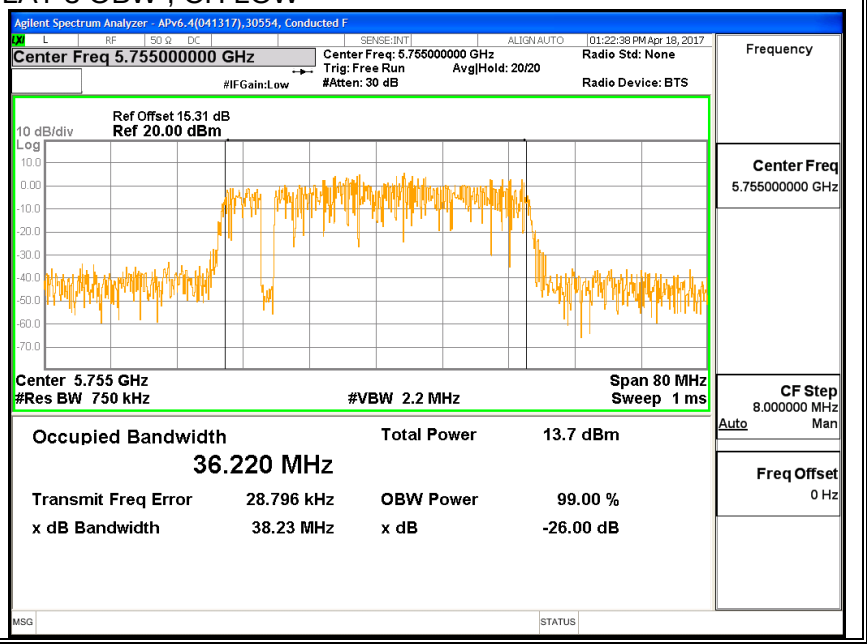

UL VERIFICATION SERVICES INC. FORM NO: CCSUP4701J
47173 BENICIA STREET, FREMONT, CA 94538, USA TEL: (510) 771-1000 FAX: (510) 661-0888
This report shall not be reproduced except in full, without the written approval of UL Verification Services Inc.

UAT 2 OBW , CH HIGH

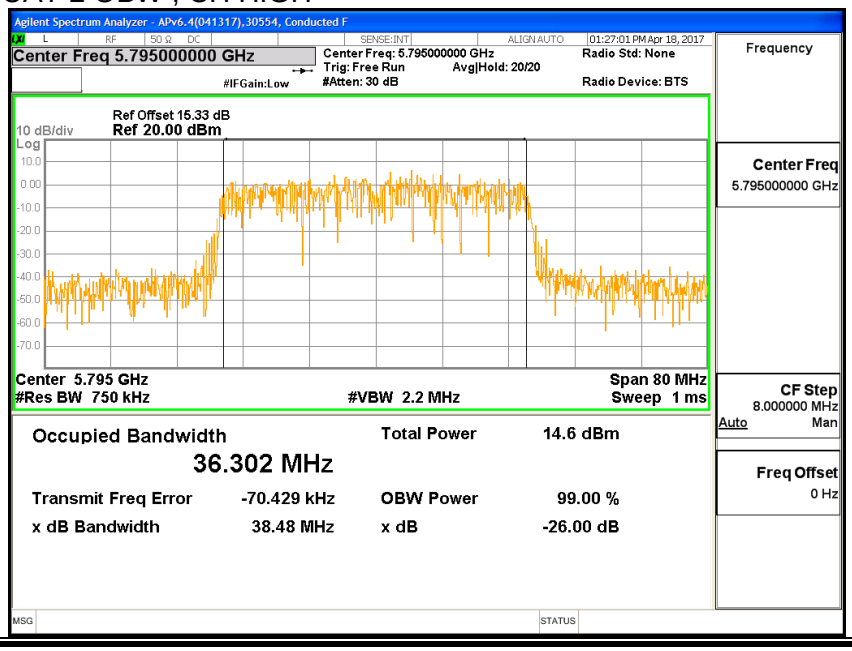

LAT 3 OBW , CH HIGH

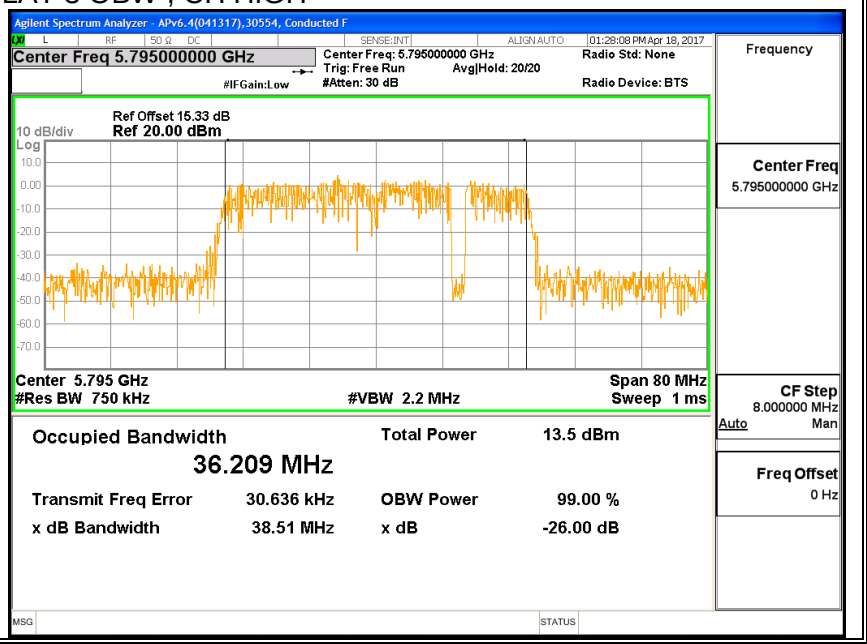

UL VERIFICATION SERVICES INC. FORM NO: CCSUP4701J
47173 BENICIA STREET, FREMONT, CA 94538, USA TEL: (510) 771-1000 FAX: (510) 661-0888
This report shall not be reproduced except in full, without the written approval of UL Verification Services Inc.

8.33.4. AVERAGE POWER

ID:	29446	Date:	7/10/17

LIMITS

None; for reporting purposes only.

TEST PROCEDURE

Measurements perform using a wideband gated RF power meter.

RESULTS

Channel	Frequency (MHz)	UAT 2 Power (dBm)	LAT 3 Power (dBm)	Total Power (dBm)
Low	5755	19.43	19.30	22.38
High	5795	19.47	19.39	22.44

UL VERIFICATION SERVICES INC. FORM NO: CCSUP4701J
47173 BENICIA STREET, FREMONT, CA 94538, USA TEL: (510) 771-1000 FAX: (510) 661-0888
This report shall not be reproduced except in full, without the written approval of UL Verification Services Inc.

8.33.5. OUTPUT POWER

LIMITS

FCC §15.407 (a) (3)

For the band 5.725-5.85 GHz, the maximum conducted output power over the frequency band of operation shall not exceed 1 W. In addition, the maximum power spectral density shall not exceed 30 dBm in any 500-kHz band. If transmitting antennas of directional gain greater than 6 dBi are used, both the maximum conducted output power and the maximum power spectral density shall be reduced by the amount in dB that the directional gain of the antenna exceeds 6 dBi.

TEST PROCEDURE

Measurements perform using a wideband gated RF power meter provided that the gate parameters are adjusted such that the power is measured only when the EUT is transmitting at its maximum power control level. Since the measurement is made only during the ON time of the transmitter, no duty cycle correction factor is required.

DIRECTIONAL ANTENNA GAIN

The TX chains are uncorrelated and the antenna gain is unequal among the chains. The directional gain is:

UAT 2 Antenna Gain (dBi)	LAT 3 Antenna Gain (dBi)	Uncorrelated Chains Directional Gain (dBi)
-1.61	-0.15	-0.82

This report shall not be reproduced except in full, without the written approval of UL Verification Services Inc.

RESULTS

Antenna Gain and Limit

Channel	Frequency (MHz)	Directional Gain (dBi)	Power Limit (dBm)
Low	5755	-0.82	30.00
High	5795	-0.82	30.00

Output Power Results

Channel	Frequency (MHz)	Ant A Meas Power (dBm)	Ant B Meas Power (dBm)	Total Corr'd Power (dBm)	Power Limit (dBm)	Power Margin (dB)
Low	5755	19.43	19.30	22.38	30.00	-7.62
High	5795	19.47	19.39	22.44	30.00	-7.56

UL VERIFICATION SERVICES INC. FORM NO: CCSUP4701J
47173 BENICIA STREET, FREMONT, CA 94538, USA TEL: (510) 771-1000 FAX: (510) 661-0888
This report shall not be reproduced except in full, without the written approval of UL Verification Services Inc.

8.33.6. POWER SPECTRAL DENSITY

LIMITS

FCC §15.407 (a) (3)

For the band 5.725-5.85 GHz, the maximum conducted output power over the frequency band of operation shall not exceed 1 W. In addition, the maximum power spectral density shall not exceed 30 dBm in any 500-kHz band. If transmitting antennas of directional gain greater than 6 dBi are used, both the maximum conducted output power and the maximum power spectral density shall be reduced by the amount in dB that the directional gain of the antenna exceeds 6 dBi.

DIRECTIONAL ANTENNA GAIN

The TX chains are uncorrelated and the antenna gain is unequal among the chains. The directional gain is:

UAT 2 Antenna Gain (dBi)	LAT 3 Antenna Gain (dBi)	Correlated Chains Directional Gain (dBi)
-1.61	-0.15	2.16

UL VERIFICATION SERVICES INC. FORM NO: CCSUP4701J
47173 BENICIA STREET, FREMONT, CA 94538, USA TEL: (510) 771-1000 FAX: (510) 661-0888
This report shall not be reproduced except in full, without the written approval of UL Verification Services Inc.

RESULTS

Antenna Gain and Limit

Channel	Frequency (MHz)	Directional Gain (dBi)	PSD Limit (dBm)
Low	5755	2.16	30.00
High	5795	2.16	30.00

Duty Cycle CF (dB)	0.10	**Included in Calculations of Corr'd PSD**

PSD Results

Channel	Frequency (MHz)	UAT 2 Meas PSD (dBm)	LAT 3 Meas PSD (dBm)	Total Corr'd PSD (dBm)	PSD Limit (dBm)	PSD Margin (dB)
Low	5755	3.55	3.35	6.56	30.00	-23.44
High	5795	3.41	3.15	6.39	30.00	-23.61

UL VERIFICATION SERVICES INC. FORM NO: CCSUP4701J
47173 BENICIA STREET, FREMONT, CA 94538, USA TEL: (510) 771-1000 FAX: (510) 661-0888
This report shall not be reproduced except in full, without the written approval of UL Verification Services Inc.

UAT 2 , CH LOW

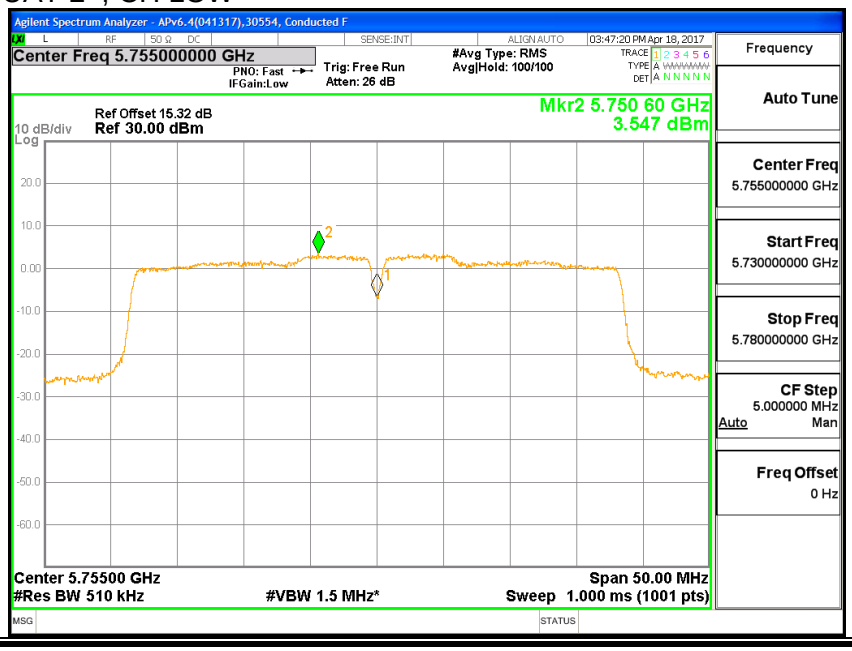

LAT 3 , CH LOW

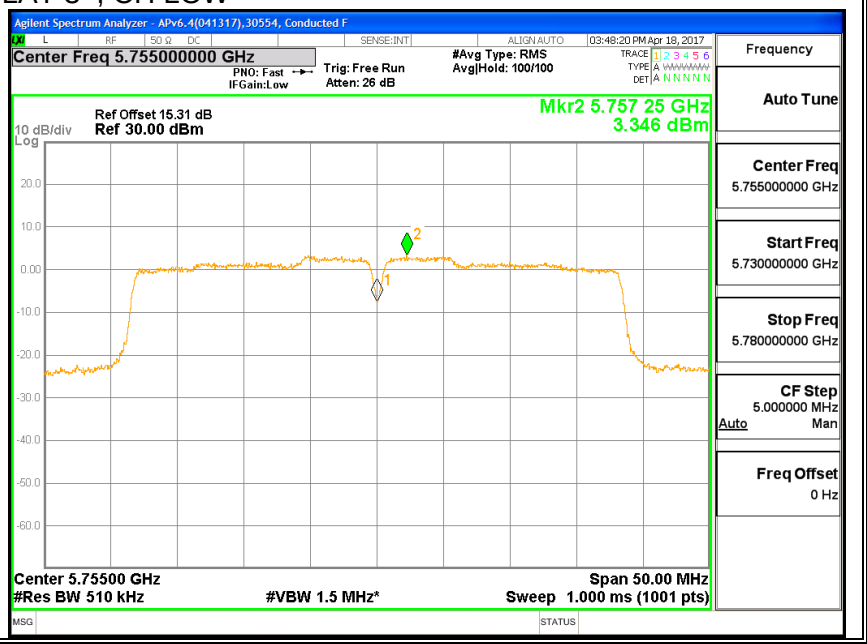

UL VERIFICATION SERVICES INC. FORM NO: CCSUP4701J
47173 BENICIA STREET, FREMONT, CA 94538, USA TEL: (510) 771-1000 FAX: (510) 661-0888
This report shall not be reproduced except in full, without the written approval of UL Verification Services Inc.

UAT 2 , CH HIGH

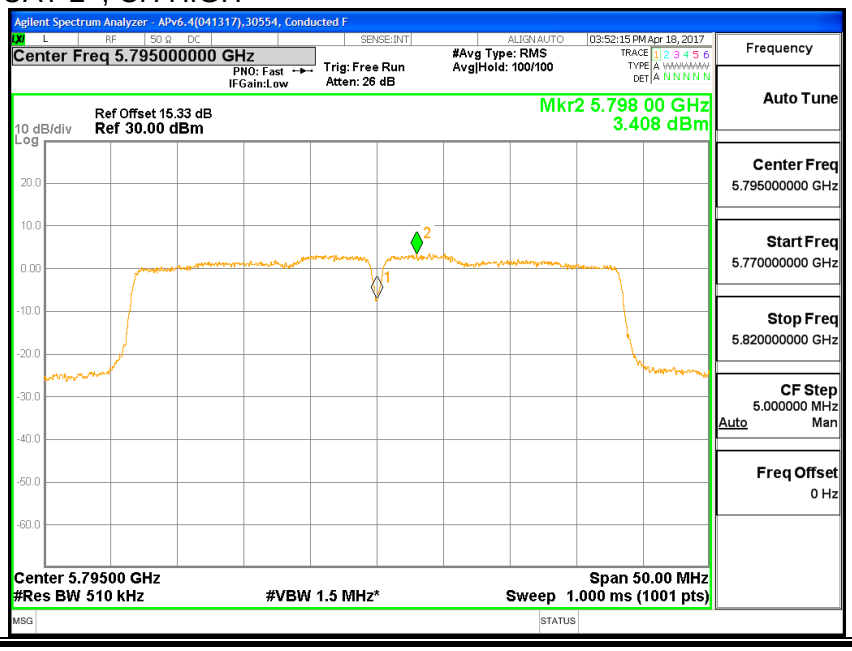

LAT 3 , CH HIGH

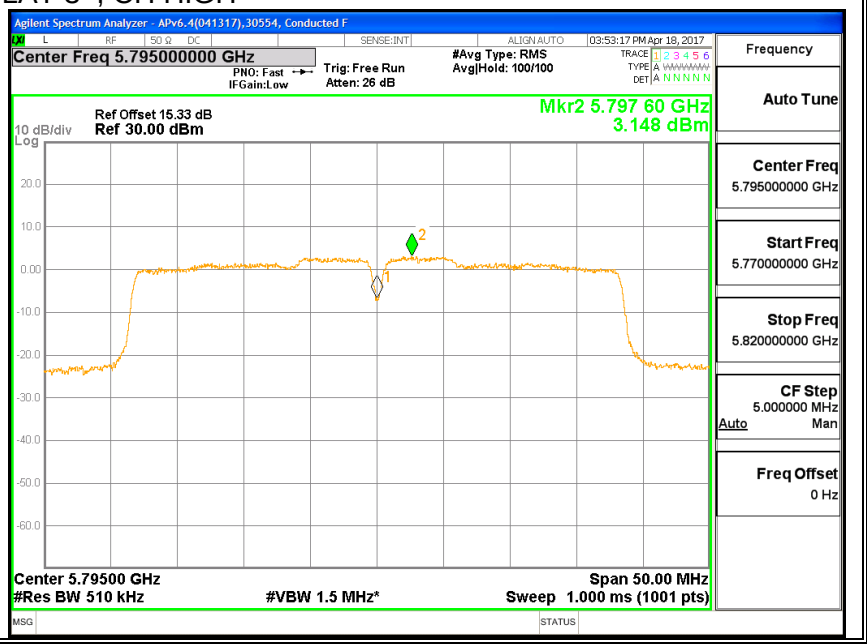

UL VERIFICATION SERVICES INC. FORM NO: CCSUP4701J
47173 BENICIA STREET, FREMONT, CA 94538, USA TEL: (510) 771-1000 FAX: (510) 661-0888
This report shall not be reproduced except in full, without the written approval of UL Verification Services Inc.

8.34. 11ac HT80 UAT 2 SISO MODE IN THE 5.8GHz BAND

8.34.1. 6 dB BANDWIDTH

LIMITS

FCC §15.407 (e)

The minimum 6 dB bandwidth shall be at least 500 kHz.

RESULTS

Channel	Frequency	6 dB BW UAT 2 (MHz)	Minimum Limit (MHz)
Mid	5775	75.4	0.5

UL VERIFICATION SERVICES INC. FORM NO: CCSUP4701J
47173 BENICIA STREET, FREMONT, CA 94538, USA TEL: (510) 771-1000 FAX: (510) 661-0888
This report shall not be reproduced except in full, without the written approval of UL Verification Services Inc.

6dB, CH MID

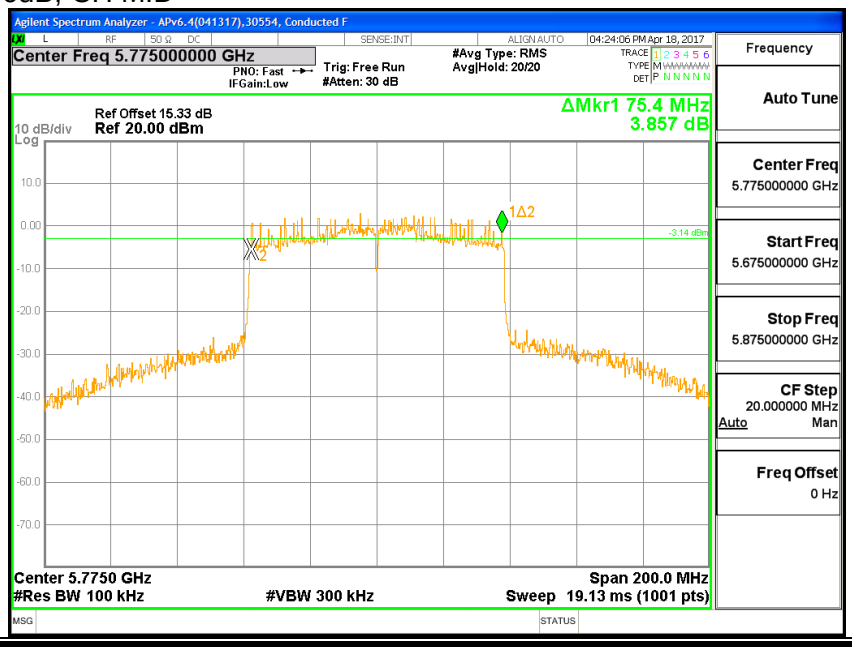

This report shall not be reproduced except in full, without the written approval of UL Verification Services Inc.

8.34.2. 26 dB BANDWIDTH

LIMITS

None; for reporting purposes only.

RESULTS

Channel	Frequency	26 dB BW UAT 2 (MHz)
Mid	5775	82.4

UL VERIFICATION SERVICES INC. FORM NO: CCSUP4701J
47173 BENICIA STREET, FREMONT, CA 94538, USA TEL: (510) 771-1000 FAX: (510) 661-0888
This report shall not be reproduced except in full, without the written approval of UL Verification Services Inc.

26dB, CH MID

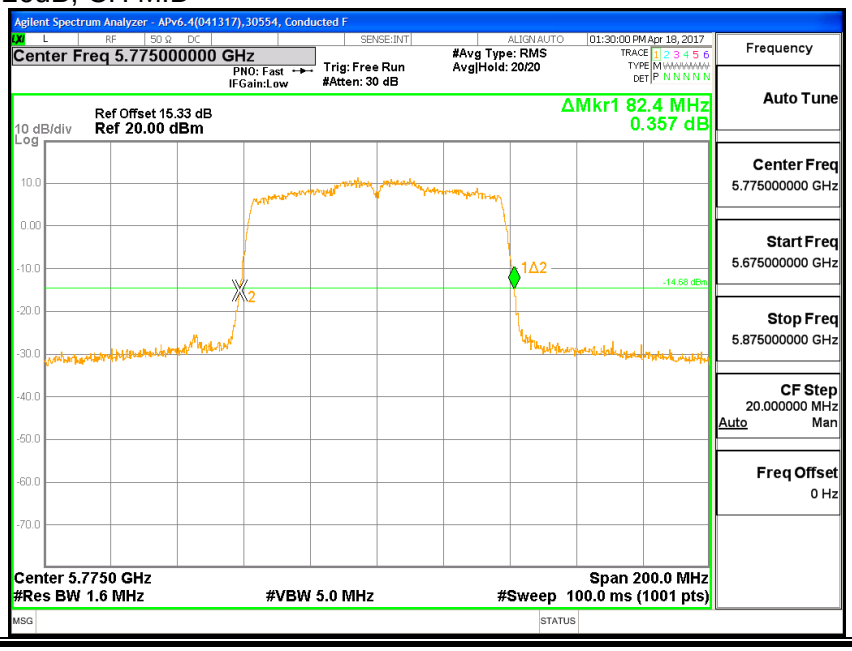

This report shall not be reproduced except in full, without the written approval of UL Verification Services Inc.

8.34.3. 99% BANDWIDTH

LIMITS

None; for reporting purposes only.

RESULTS

Channel	Frequency	99% BW UAT 2 (MHz)
Mid	5775	72.620

UL VERIFICATION SERVICES INC. FORM NO: CCSUP4701J
47173 BENICIA STREET, FREMONT, CA 94538, USA TEL: (510) 771-1000 FAX: (510) 661-0888
This report shall not be reproduced except in full, without the written approval of UL Verification Services Inc.

OBW, CH MID

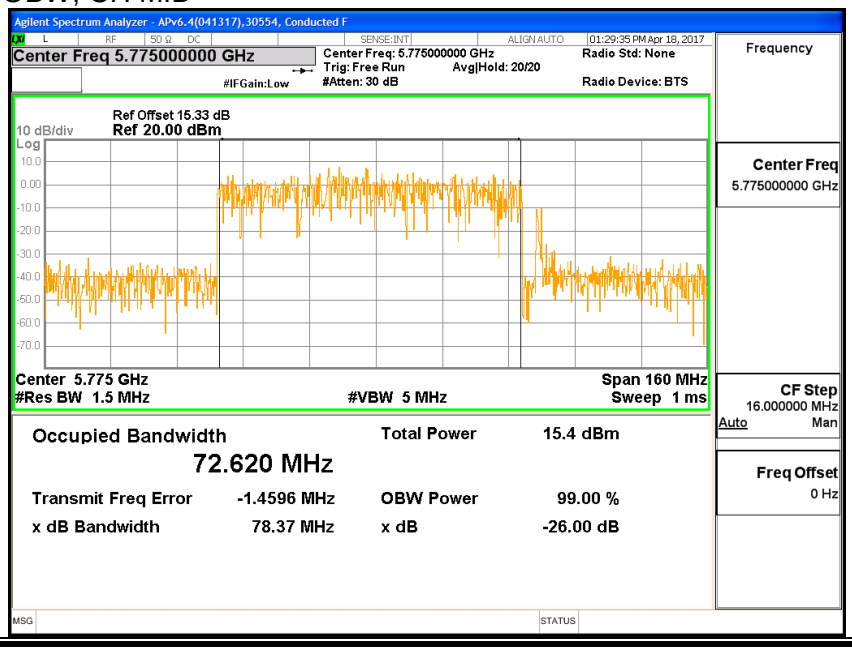

UL VERIFICATION SERVICES INC. FORM NO: CCSUP4701J
47173 BENICIA STREET, FREMONT, CA 94538, USA TEL: (510) 771-1000 FAX: (510) 661-0888
This report shall not be reproduced except in full, without the written approval of UL Verification Services Inc.

8.34.4. AVERAGE POWER

ID:	29446	Date:	7/10/17

LIMITS

None; for reporting purposes only.

TEST PROCEDURE

Measurements perform using a wideband gated RF power meter.

RESULTS

Channel	Frequency	Power UAT 2 (dBm)
Mid	5775	18.88

UL VERIFICATION SERVICES INC. FORM NO: CCSUP4701J
47173 BENICIA STREET, FREMONT, CA 94538, USA TEL: (510) 771-1000 FAX: (510) 661-0888
This report shall not be reproduced except in full, without the written approval of UL Verification Services Inc.

8.34.5. OUTPUT POWER

LIMITS

FCC §15.407 (a) (3)

For the band 5.725-5.85 GHz, the maximum conducted output power over the frequency band of operation shall not exceed 1 W. In addition, the maximum power spectral density shall not exceed 30 dBm in any 500-kHz band. If transmitting antennas of directional gain greater than 6 dBi are used, both the maximum conducted output power and the maximum power spectral density shall be reduced by the amount in dB that the directional gain of the antenna exceeds 6 dBi.

TEST PROCEDURE

Measurements perform using a wideband gated RF power meter provided that the gate parameters are adjusted such that the power is measured only when the EUT is transmitting at its maximum power control level. Since the measurement is made only during the ON time of the transmitter, no duty cycle correction factor is required.

DIRECTIONAL ANTENNA GAIN

There is only one transmitter output therefore the directional gain is equal to the antenna gain.

This report shall not be reproduced except in full, without the written approval of UL Verification Services Inc.

RESULTS

Antenna Gain and Limit

Channel	Frequency (MHz)	Directional Gain (dBi)	Power Limit (dBm)
Mid	5775	-1.61	30.00

Output Power Results

Channel	Frequency (MHz)	UAT 2 Meas Power (dBm)	Total Corr'd Power (dBm)	Power Limit (dBm)	Power Margin (dB)
Mid	5775	18.88	18.88	30.00	-11.12

UL VERIFICATION SERVICES INC. FORM NO: CCSUP4701J
47173 BENICIA STREET, FREMONT, CA 94538, USA TEL: (510) 771-1000 FAX: (510) 661-0888
This report shall not be reproduced except in full, without the written approval of UL Verification Services Inc.

8.34.6. POWER SPECTRAL DENSITY

LIMITS

FCC §15.407 (a) (3)

For the band 5.725-5.85 GHz, the maximum conducted output power over the frequency band of operation shall not exceed 1 W. In addition, the maximum power spectral density shall not exceed 30 dBm in any 500-kHz band. If transmitting antennas of directional gain greater than 6 dBi are used, both the maximum conducted output power and the maximum power spectral density shall be reduced by the amount in dB that the directional gain of the antenna exceeds 6 dBi.

DIRECTIONAL ANTENNA GAIN

There is only one transmitter output therefore the directional gain is equal to the antenna gain.

This report shall not be reproduced except in full, without the written approval of UL Verification Services Inc.

RESULTS

Antenna Gain and Limits

Channel	Frequency (MHz)	Directional Gain (dBi)	PSD Limit (dBm/500K
Mid	5775	-1.61	30.00

Duty Cycle CF (dB)	0.19	**Included in Calculations of Corr'd PSD**

PSD Results

Channel	Frequency (MHz)	UAT 2 Meas PSD (dBm/500K Hz)	Total Corr'd PSD (dBm/500K Hz)	PSD Limit (dBm/500K Hz)	PSD Margin (dB)
Mid	5775	0.44	0.63	30.00	-29.37

UL VERIFICATION SERVICES INC. FORM NO: CCSUP4701J
47173 BENICIA STREET, FREMONT, CA 94538, USA TEL: (510) 771-1000 FAX: (510) 661-0888
This report shall not be reproduced except in full, without the written approval of UL Verification Services Inc.

, CH MID

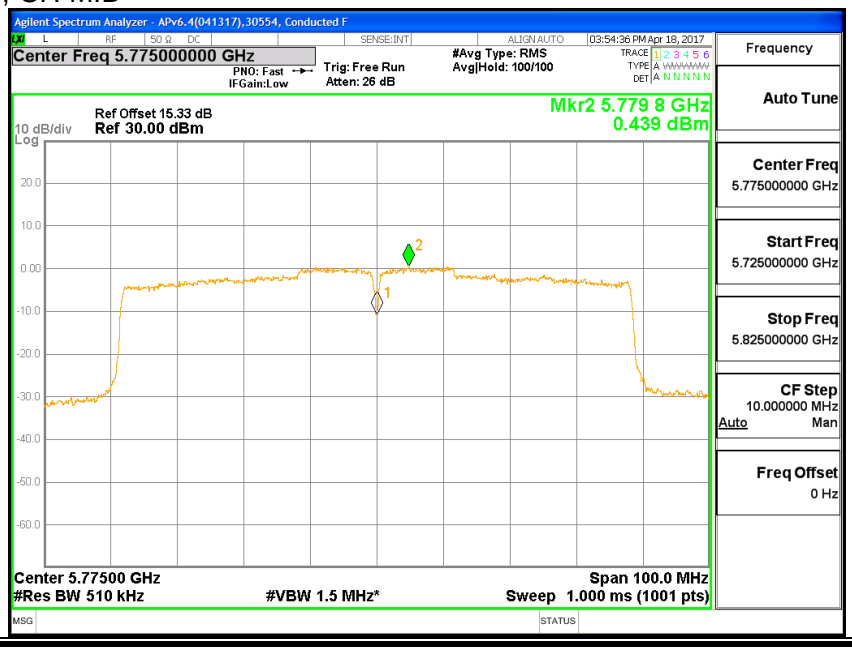

This report shall not be reproduced except in full, without the written approval of UL Verification Services Inc.

8.35. 11ac HT80 LAT 3 SISO MODE IN THE 5.8GHz BAND

8.35.1. 6 dB BANDWIDTH

LIMITS

FCC §15.407 (e)

The minimum 6 dB bandwidth shall be at least 500 kHz.

RESULTS

Channel	Frequency	6 dB BW LAT 3 (MHz)	Minimum Limit (MHz)
Mid	5775	75.4	0.5

This report shall not be reproduced except in full, without the written approval of UL Verification Services Inc.

6dB, CH MID

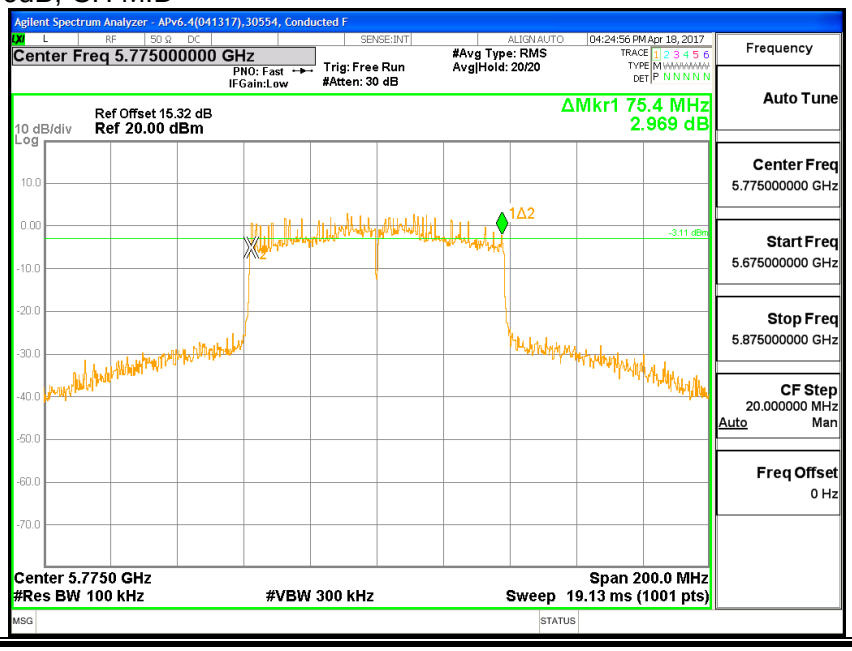

UL VERIFICATION SERVICES INC. FORM NO: CCSUP4701J
47173 BENICIA STREET, FREMONT, CA 94538, USA TEL: (510) 771-1000 FAX: (510) 661-0888
This report shall not be reproduced except in full, without the written approval of UL Verification Services Inc.

8.35.2. 26 dB BANDWIDTH

LIMITS

None; for reporting purposes only.

RESULTS

Channel	Frequency	26 dB BW LAT 3 (MHz)
Mid	5775	82.4

UL VERIFICATION SERVICES INC. FORM NO: CCSUP4701J
47173 BENICIA STREET, FREMONT, CA 94538, USA TEL: (510) 771-1000 FAX: (510) 661-0888
This report shall not be reproduced except in full, without the written approval of UL Verification Services Inc.

26dB, CH MID

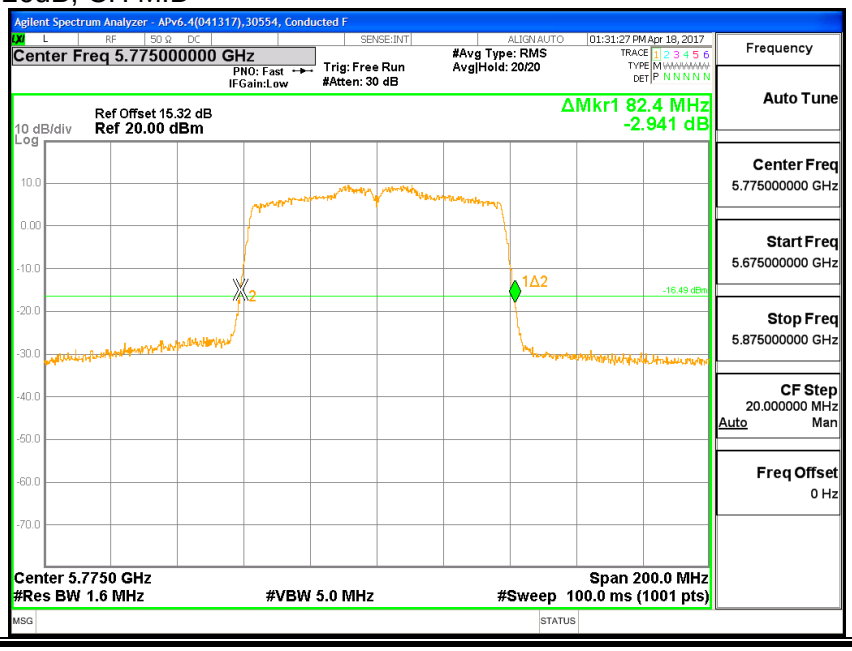

This report shall not be reproduced except in full, without the written approval of UL Verification Services Inc.

8.35.3. 99% BANDWIDTH

LIMITS

None; for reporting purposes only.

RESULTS

Channel	Frequency	99% BW LAT 3 (MHz)
Mid	5775	75.715

UL VERIFICATION SERVICES INC. FORM NO: CCSUP4701J
47173 BENICIA STREET, FREMONT, CA 94538, USA TEL: (510) 771-1000 FAX: (510) 661-0888
This report shall not be reproduced except in full, without the written approval of UL Verification Services Inc.

OBW, CH MID

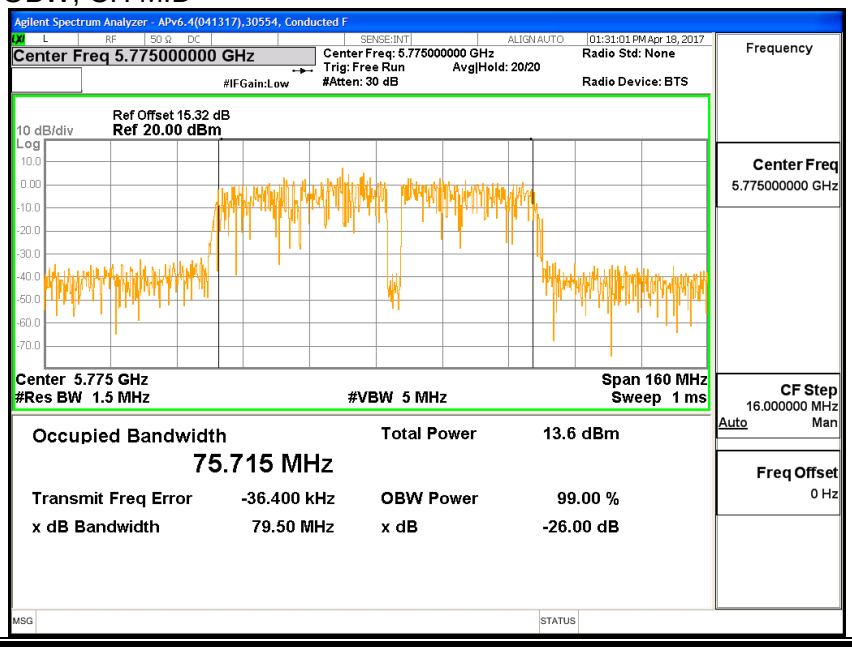

UL VERIFICATION SERVICES INC. FORM NO: CCSUP4701J
47173 BENICIA STREET, FREMONT, CA 94538, USA TEL: (510) 771-1000 FAX: (510) 661-0888
This report shall not be reproduced except in full, without the written approval of UL Verification Services Inc.

8.35.4. AVERAGE POWER

ID:	29446	Date:	7/10/17

LIMITS

None; for reporting purposes only.

TEST PROCEDURE

Measurements perform using a wideband gated RF power meter.

RESULTS

Channel	Frequency	Power LAT 3 (dBm)
Mid	5775	18.94

This report shall not be reproduced except in full, without the written approval of UL Verification Services Inc.

8.35.5. OUTPUT POWER

LIMITS

FCC §15.407 (a) (3)

For the band 5.725-5.85 GHz, the maximum conducted output power over the frequency band of operation shall not exceed 1 W. In addition, the maximum power spectral density shall not exceed 30 dBm in any 500-kHz band. If transmitting antennas of directional gain greater than 6 dBi are used, both the maximum conducted output power and the maximum power spectral density shall be reduced by the amount in dB that the directional gain of the antenna exceeds 6 dBi.

TEST PROCEDURE

Measurements perform using a wideband gated RF power meter provided that the gate parameters are adjusted such that the power is measured only when the EUT is transmitting at its maximum power control level. Since the measurement is made only during the ON time of the transmitter, no duty cycle correction factor is required.

DIRECTIONAL ANTENNA GAIN

There is only one transmitter output therefore the directional gain is equal to the antenna gain.

This report shall not be reproduced except in full, without the written approval of UL Verification Services Inc.

RESULTS

Antenna Gain and Limit

Channel	Frequency (MHz)	Directional Gain (dBi)	Power Limit (dBm)
Mid	5775	-0.15	30.00

Output Power Results

Channel	Frequency (MHz)	LAT 3 Meas Power (dBm)	Total Corr'd Power (dBm)	Power Limit (dBm)	Power Margin (dB)
Mid	5775	18.94	18.94	30.00	-11.06

UL VERIFICATION SERVICES INC. FORM NO: CCSUP4701J
47173 BENICIA STREET, FREMONT, CA 94538, USA TEL: (510) 771-1000 FAX: (510) 661-0888
This report shall not be reproduced except in full, without the written approval of UL Verification Services Inc.

8.35.6. POWER SPECTRAL DENSITY

LIMITS

FCC §15.407 (a) (3)

For the band 5.725-5.85 GHz, the maximum conducted output power over the frequency band of operation shall not exceed 1 W. In addition, the maximum power spectral density shall not exceed 30 dBm in any 500-kHz band. If transmitting antennas of directional gain greater than 6 dBi are used, both the maximum conducted output power and the maximum power spectral density shall be reduced by the amount in dB that the directional gain of the antenna exceeds 6 dBi.

DIRECTIONAL ANTENNA GAIN

There is only one transmitter output therefore the directional gain is equal to the antenna gain.

This report shall not be reproduced except in full, without the written approval of UL Verification Services Inc.

RESULTS

Antenna Gain and Limits

Channel	Frequency (MHz)	Directional Gain (dBi)	PSD Limit (dBm/500KHz)
Mid	5775	-0.15	30.00

Duty Cycle CF (dB)	0.19	**Included in Calculations of Corr'd PSD**

PSD Results

Channel	Frequency (MHz)	LAT 3 Meas PSD (dBm/500KHz)	Total Corr'd PSD (dBm/500KHz)	PSD Limit (dBm/500KHz)	PSD Margin (dB)
Mid	5775	0.21	0.40	30.00	-29.60

UL VERIFICATION SERVICES INC. FORM NO: CCSUP4701J
47173 BENICIA STREET, FREMONT, CA 94538, USA TEL: (510) 771-1000 FAX: (510) 661-0888
This report shall not be reproduced except in full, without the written approval of UL Verification Services Inc.

, CH MID

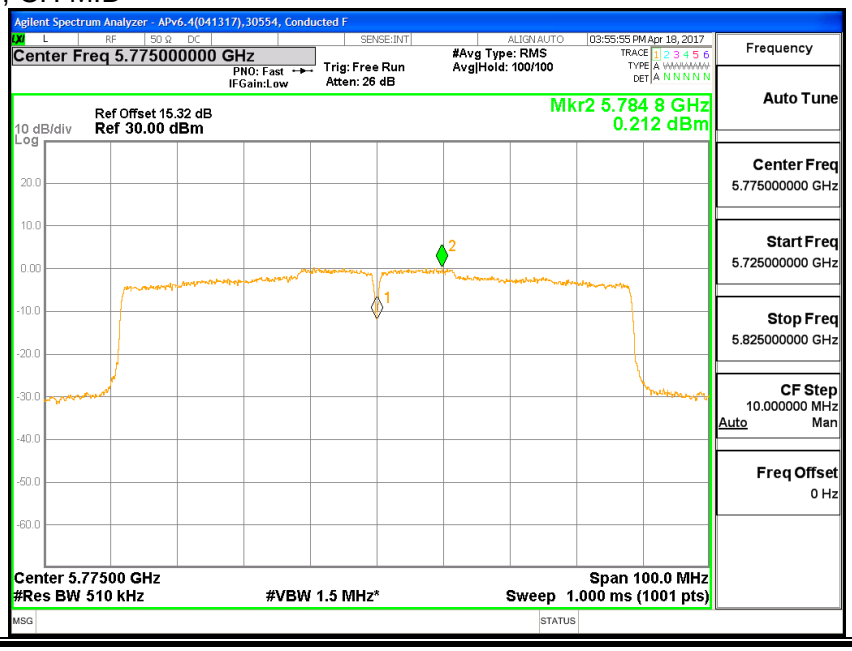

This report shall not be reproduced except in full, without the written approval of UL Verification Services Inc.

8.36. 11ac HT80 2TX CDD MIMO MODE IN THE 5.8GHz BAND

8.36.1. 6 dB BANDWIDTH

LIMITS

FCC §15.407 (e)

The minimum 6 dB bandwidth shall be at least 500 kHz.

RESULTS

Channel	Frequency	6 dB BW UAT 2 (MHz)	6 dB BW LAT 3 (MHz)	Minimum Limit (MHz)
Mid	5775	74.4	75.4	0.5

This report shall not be reproduced except in full, without the written approval of UL Verification Services Inc.

UAT 2 6dB , CH MID

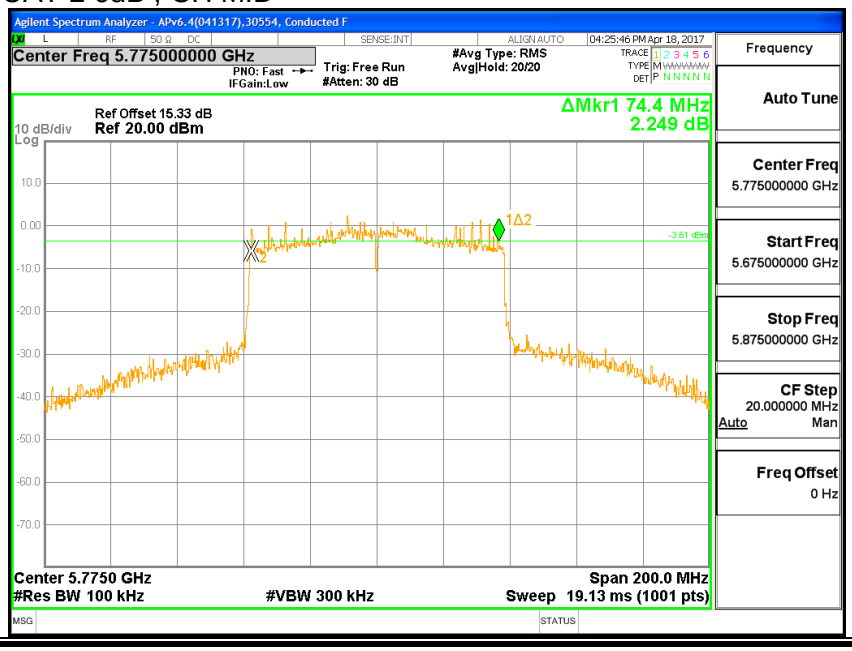

LAT 3 6dB , CH MID

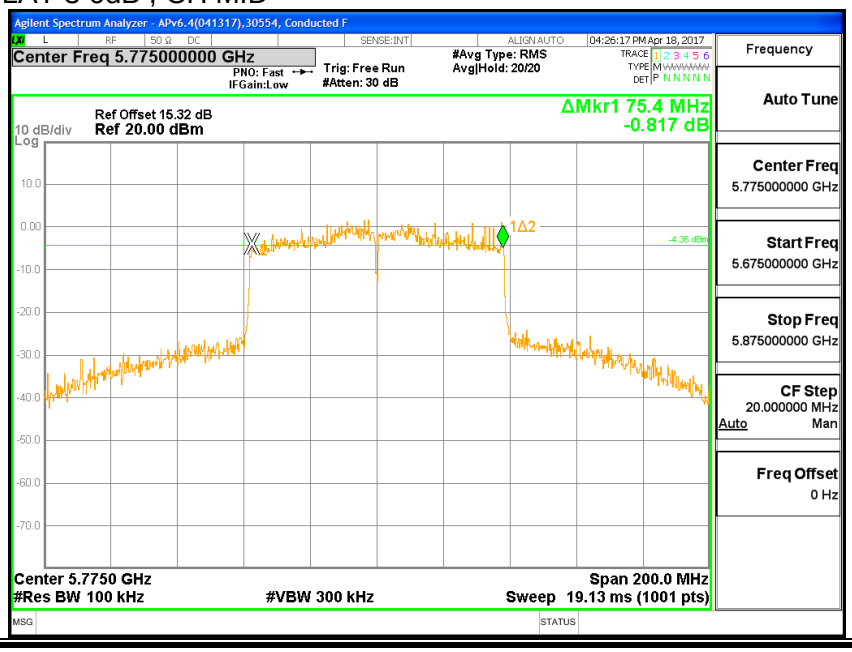

This report shall not be reproduced except in full, without the written approval of UL Verification Services Inc.

8.36.2. 26 dB BANDWIDTH

LIMITS

None; for reporting purposes only.

RESULTS

Channel	Frequency	26 dB BW UAT 2 (MHz)	26 dB BW LAT 3 (MHz)
Mid	5775	82.4	82.2

UL VERIFICATION SERVICES INC. FORM NO: CCSUP4701J
47173 BENICIA STREET, FREMONT, CA 94538, USA TEL: (510) 771-1000 FAX: (510) 661-0888
This report shall not be reproduced except in full, without the written approval of UL Verification Services Inc.

UAT 2 26dB , CH MID

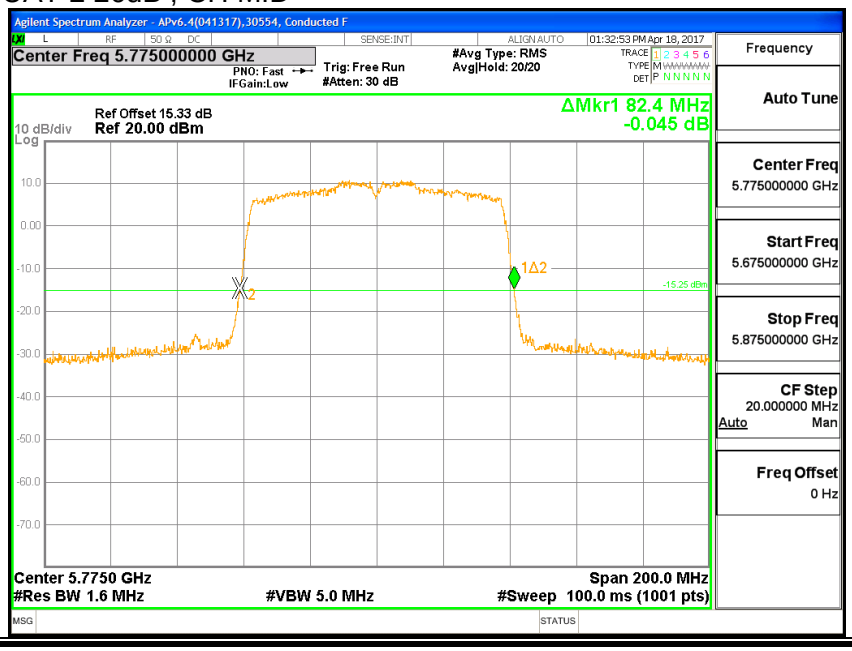

LAT 3 26dB , CH MID

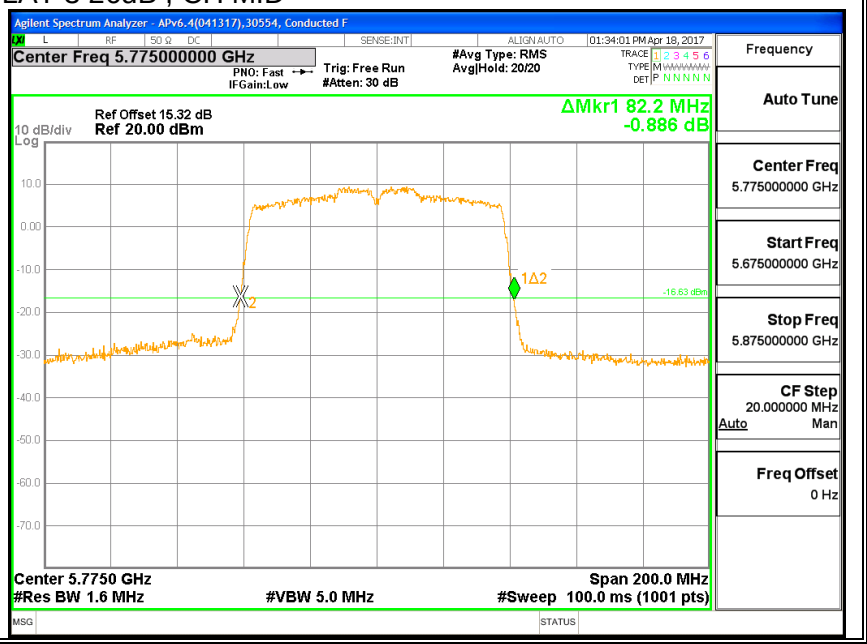

This report shall not be reproduced except in full, without the written approval of UL Verification Services Inc.

8.36.3. 99% BANDWIDTH

LIMITS

None; for reporting purposes only.

RESULTS

Channel	Frequency	99% BW UAT 2 (MHz)	99% BW LAT 3 (MHz)
Mid	5775	76.102	75.559

UL VERIFICATION SERVICES INC. FORM NO: CCSUP4701J
47173 BENICIA STREET, FREMONT, CA 94538, USA TEL: (510) 771-1000 FAX: (510) 661-0888
This report shall not be reproduced except in full, without the written approval of UL Verification Services Inc.

UAT 2 OBW , CH MID

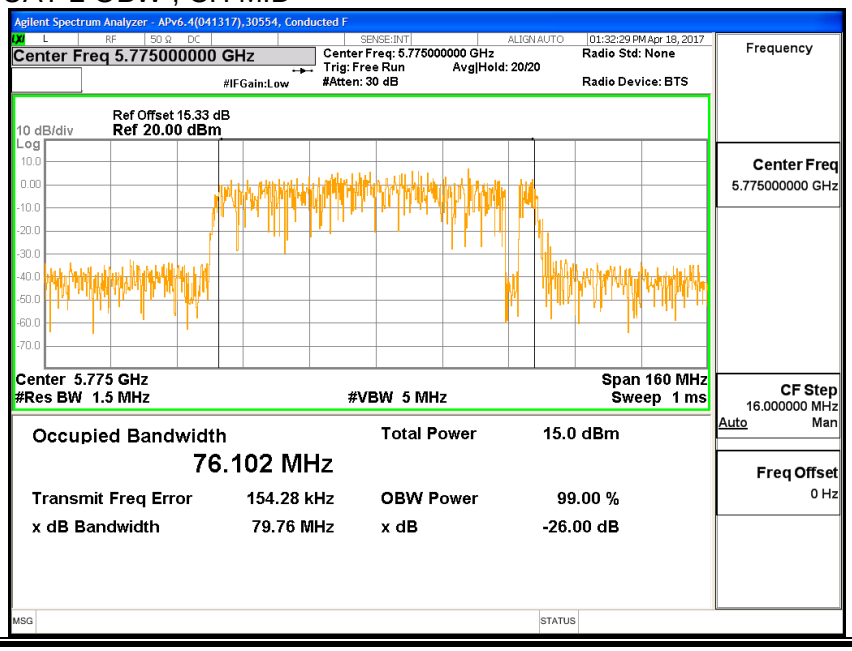

LAT 3 OBW , CH MID

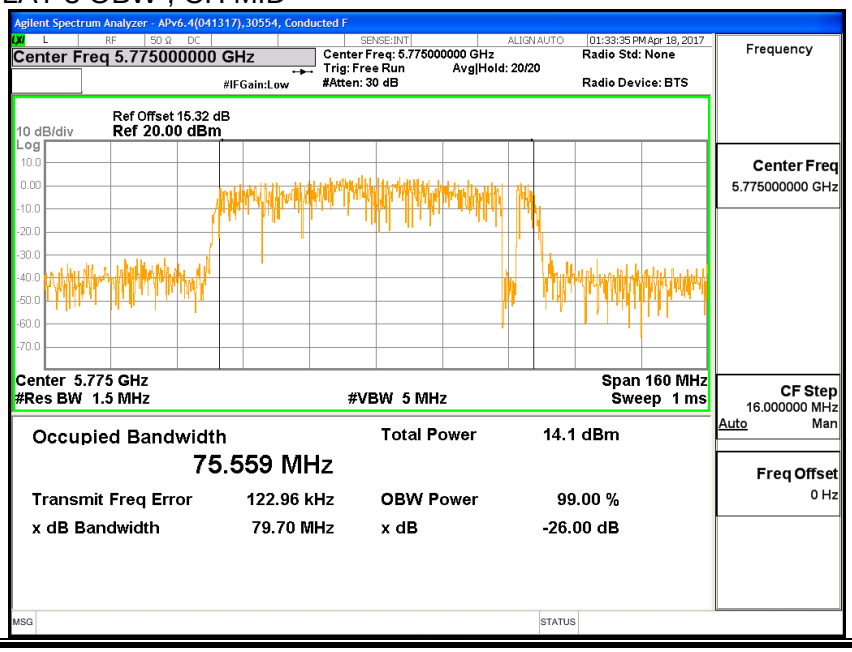

UL VERIFICATION SERVICES INC. FORM NO: CCSUP4701J
47173 BENICIA STREET, FREMONT, CA 94538, USA TEL: (510) 771-1000 FAX: (510) 661-0888
This report shall not be reproduced except in full, without the written approval of UL Verification Services Inc.

8.36.4. AVERAGE POWER

ID:	29446	Date:	7/10/17

LIMITS

None; for reporting purposes only.

TEST PROCEDURE

Measurements perform using a wideband gated RF power meter.

RESULTS

Channel	Frequency (MHz)	UAT 2 Power (dBm)	LAT 3 Power (dBm)	Total Power (dBm)
Mid	5775	18.86	18.92	21.90

UL VERIFICATION SERVICES INC. FORM NO: CCSUP4701J
47173 BENICIA STREET, FREMONT, CA 94538, USA TEL: (510) 771-1000 FAX: (510) 661-0888
This report shall not be reproduced except in full, without the written approval of UL Verification Services Inc.

8.36.5. OUTPUT POWER

LIMITS

FCC §15.407 (a) (3)

For the band 5.725-5.85 GHz, the maximum conducted output power over the frequency band of operation shall not exceed 1 W. In addition, the maximum power spectral density shall not exceed 30 dBm in any 500-kHz band. If transmitting antennas of directional gain greater than 6 dBi are used, both the maximum conducted output power and the maximum power spectral density shall be reduced by the amount in dB that the directional gain of the antenna exceeds 6 dBi.

TEST PROCEDURE

Measurements perform using a wideband gated RF power meter provided that the gate parameters are adjusted such that the power is measured only when the EUT is transmitting at its maximum power control level. Since the measurement is made only during the ON time of the transmitter, no duty cycle correction factor is required.

DIRECTIONAL ANTENNA GAIN

The TX chains are uncorrelated and the antenna gain is unequal among the chains. The directional gain is

UAT 2 Antenna Gain (dBi)	LAT 3 Antenna Gain (dBi)	Uncorrelated Chains Directional Gain (dBi)
-1.61	-0.15	-0.82

:

This report shall not be reproduced except in full, without the written approval of UL Verification Services Inc.

RESULTS

Antenna Gain and Limit

Channel	Frequency (MHz)	Directional Gain (dBi)	Power Limit (dBm)
Mid	5775	-0.82	30.00

Output Power Results

Channel	Frequency (MHz)	UAT 2 Meas Power (dBm)	LAT 3 Meas Power (dBm)	Total Corr'd Power (dBm)	Power Limit (dBm)	Power Margin (dB)
Mid	5775	18.86	18.92	21.90	30.00	-8.10

UL VERIFICATION SERVICES INC. FORM NO: CCSUP4701J
47173 BENICIA STREET, FREMONT, CA 94538, USA TEL: (510) 771-1000 FAX: (510) 661-0888
This report shall not be reproduced except in full, without the written approval of UL Verification Services Inc.

8.36.6. POWER SPECTRAL DENSITY

LIMITS

FCC §15.407 (a) (3)

For the band 5.725-5.85 GHz, the maximum conducted output power over the frequency band of operation shall not exceed 1 W. In addition, the maximum power spectral density shall not exceed 30 dBm in any 500-kHz band. If transmitting antennas of directional gain greater than 6 dBi are used, both the maximum conducted output power and the maximum power spectral density shall be reduced by the amount in dB that the directional gain of the antenna exceeds 6 dBi.

DIRECTIONAL ANTENNA GAIN

The TX chains are uncorrelated and the antenna gain is unequal among the chains. The directional gain is:

UAT 2 Antenna Gain (dBi)	LAT 3 Antenna Gain (dBi)	Correlated Chains Directional Gain (dBi)
-1.61	-0.15	2.16

UL VERIFICATION SERVICES INC. FORM NO: CCSUP4701J
47173 BENICIA STREET, FREMONT, CA 94538, USA TEL: (510) 771-1000 FAX: (510) 661-0888
This report shall not be reproduced except in full, without the written approval of UL Verification Services Inc.

RESULTS

Antenna Gain and Limit

Channel	Frequency (MHz)	Directional Gain (dBi)	PSD Limit (dBm/500K
Mid	5775	2.16	30.00

Duty Cycle CF (dB)	19.00	**Included in Calculations of Corr'd PSD**

PSD Results

Channel	Frequency (MHz)	UAT 2 Meas PSD (dBm/500K Hz)	LAT 3 Meas PSD (dBm/500K Hz)	Total Corr'd PSD (dBm/500K Hz)	PSD Limit (dBm/500K Hz)	PSD Margin (dB)
Mid	5775	-0.26	-0.49	21.64	30.00	-8.36

UL VERIFICATION SERVICES INC. FORM NO: CCSUP4701J
47173 BENICIA STREET, FREMONT, CA 94538, USA TEL: (510) 771-1000 FAX: (510) 661-0888
This report shall not be reproduced except in full, without the written approval of UL Verification Services Inc.

UAT 2 , CH MID

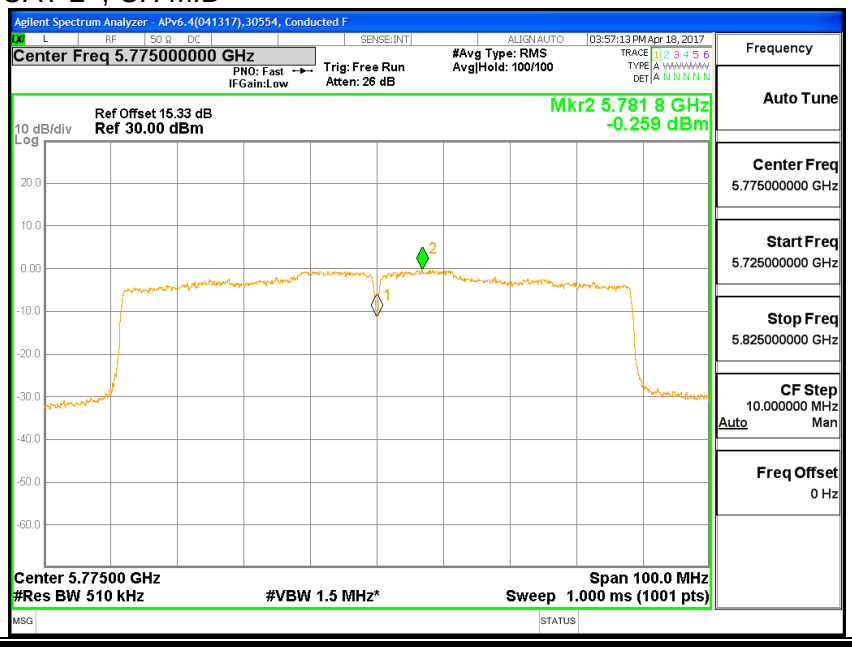

LAT 3 , CH MID

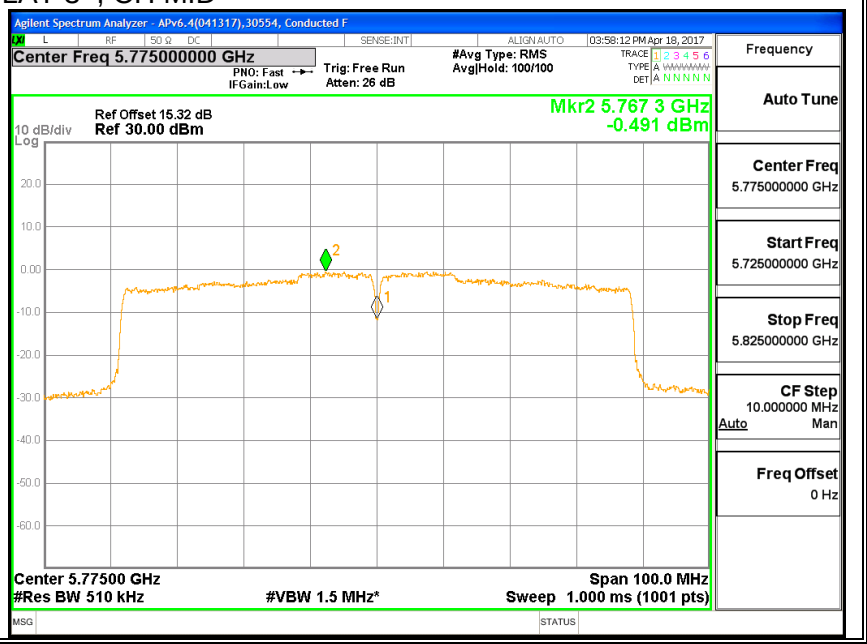

UL VERIFICATION SERVICES INC. FORM NO: CCSUP4701J
47173 BENICIA STREET, FREMONT, CA 94538, USA TEL: (510) 771-1000 FAX: (510) 661-0888
This report shall not be reproduced except in full, without the written approval of UL Verification Services Inc.

9. RADIATED TEST RESULTS

9.1. LIMITS AND PROCEDURE

LIMITS

FCC §15.205 and §15.209

IC RSS-GEN, Section 8.9 and 8.10.

Frequency Range (MHz)	Field Strength Limit (uV/m) at 3 m	Field Strength Limit (dBuV/m) at 3 m
30 - 88	100	40
88 - 216	150	43.5
216 - 960	200	46
Above 960	500	54

TEST PROCEDURE

The EUT is placed on a non-conducting table 80 cm above the ground plane for measurement below 1GHz; 1.5 m above the ground plane for measurement above 1GHz. The antenna to EUT distance is 3 meters. The EUT is configured in accordance with ANSI C63.10. The EUT is set to transmit in a continuous mode.

For measurements below 1 GHz the resolution bandwidth is set to 100 kHz for peak detection measurements or 120 kHz for quasi-peak detection measurements. Peak detection is used unless otherwise noted as quasi-peak.

For pre-scans above 1GHz the resolution bandwidth is set to 1 MHz; the video bandwidth is set to 30 KHz for peak measurements.

For final measurements above 1 GHz the resolution bandwidth is set to 1 MHz; the video bandwidth is set to 3 MHz for peak measurements and as applicable for average measurements.

The frequency range of interest is monitored at a fixed antenna height and EUT azimuth. The EUT is rotated through 360 degrees to maximize emissions received. The antenna is scanned from 1 to 4 meters above the ground plane to further maximize the emission. Measurements are made with the antenna polarized in both the vertical and the horizontal positions.

This report shall not be reproduced except in full, without the written approval of UL Verification Services Inc.

9.1.1. 11n HT20 UAT 2 SISO MODE IN THE 5.2GHz BAND

RESTRICTED BANDEDGE (LOW CHANNEL)

LOW CHANNEL HORIZONTAL

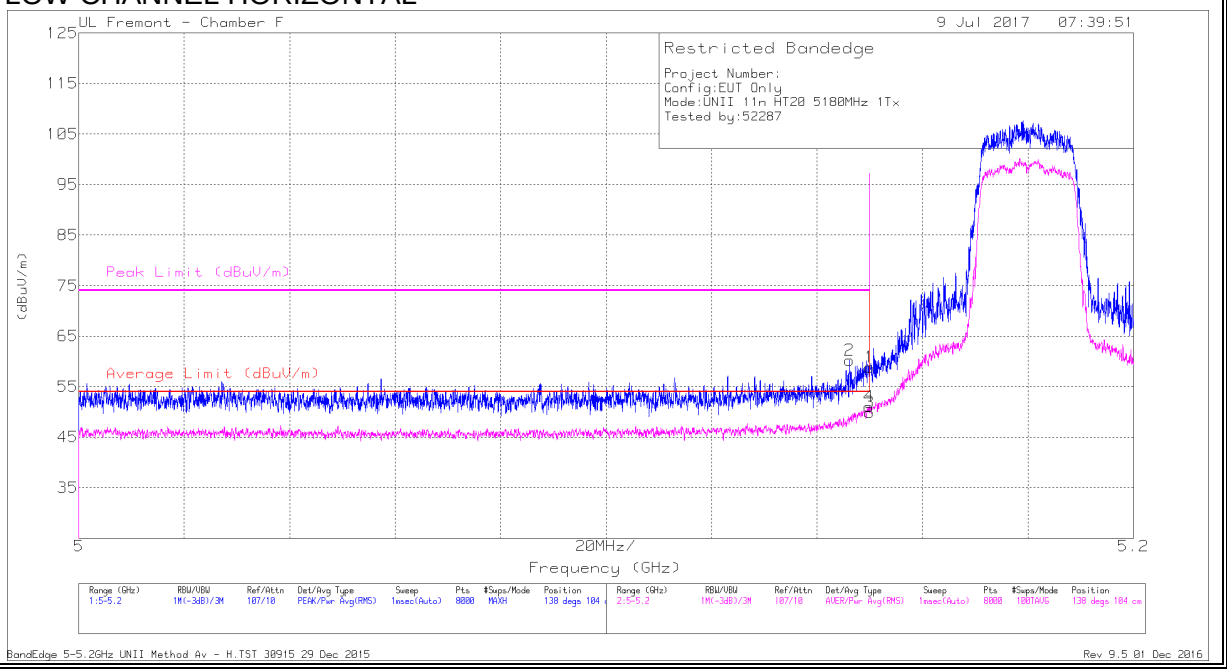

Marker	Frequency (GHz)	Meter Reading (dBuV)	Det	AF T119 (dB/m)	Amp/Cbl /Fltr/Pad (dB)	Corrected Reading (dBuV/m)	Average Limit (dBuV/m)	Margin (dB)	Peak Limit (dBuV/m)	PK Margin (dB)	Azimuth (Degs)	Height (cm)	Polarity
1	* 5.15	43.06	Pk	34.5	-18.7	58.86	-	-	74	-15.14	138	104	H
2	* 5.146	44.55	Pk	34.4	-18.7	60.25	-	-	74	-13.75	138	104	H
3	* 5.15	34.09	RMS	34.5	-18.7	49.89	54	-4.11	-	-	138	104	H
4	* 5.15	35.29	RMS	34.5	-18.7	51.09	54	-2.91	-	-	138	104	H

* - indicates frequency in CFR47 Pt 15 / IC RSS-Restricted Band
Pk - Peak detector
RMS - RMS detection
BandEdge 5-5.150GHz UNII - H.TST 30915 29 Dec 2015
Rev 9.5 01 Dec 2016

UL VERIFICATION SERVICES INC. FORM NO: CCSUP4701J
47173 BENICIA STREET, FREMONT, CA 94538, USA TEL: (510) 771-1000 FAX: (510) 661-0888
This report shall not be reproduced except in full, without the written approval of UL Verification Services Inc.

LOW CHANNEL VERTICAL

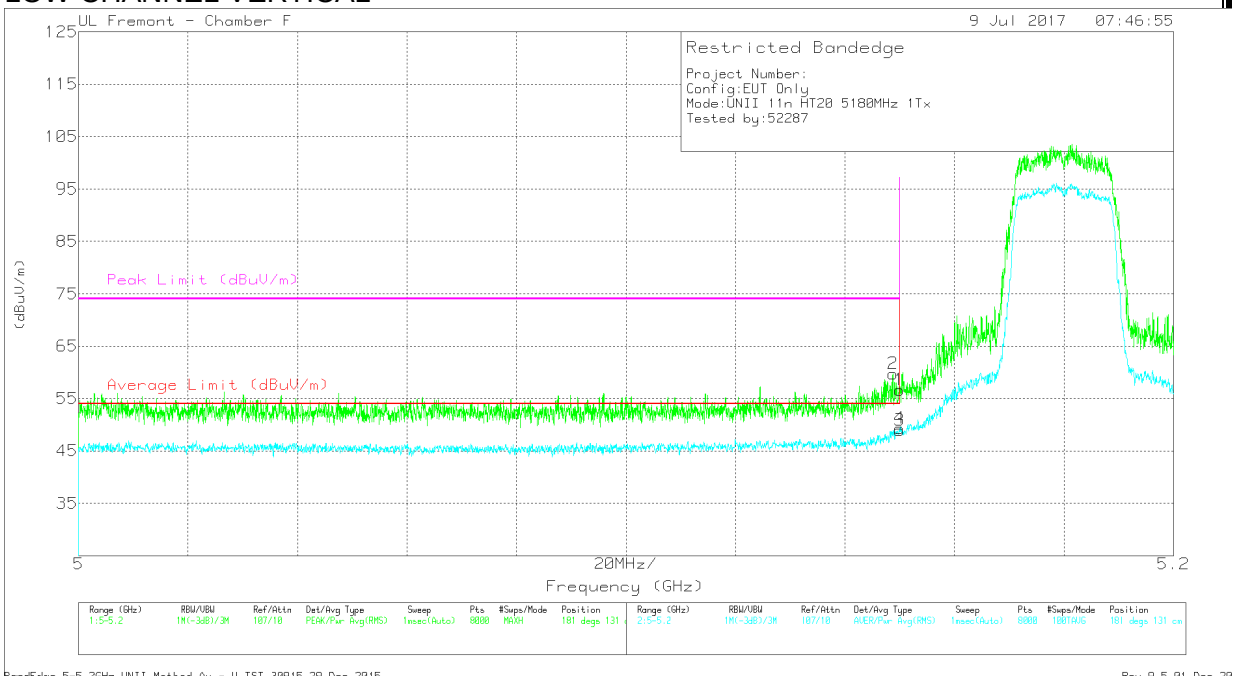

Marker	Frequency (GHz)	Meter Reading (dBuV)	Det	AF T119 (dB/m)	Amp/Cbl /Fltr/Pad (dB)	Corrected Reading (dBuV/m)	Average Limit (dBuV/m)	Margin (dB)	Peak Limit (dBuV/m)	PK Margin (dB)	Azimuth (Degs)	Height (cm)	Polarity
1	* 5.15	40.77	Pk	34.5	-18.7	56.57	-	-	74	-17.43	181	131	V
2	* 5.149	43.98	Pk	34.5	-18.7	59.78	-	-	74	-14.22	181	131	V
3	* 5.15	33.16	RMS	34.5	-18.7	48.96	54	-5.04	-	-	181	131	V
4	* 5.15	33.5	RMS	34.5	-18.7	49.3	54	-4.7	-	-	181	131	V

* - indicates frequency in CFR47 Pt 15 / IC RSS-Restricted Band
Pk - Peak detector
RMS - RMS detection
BandEdge 5-5.150GHz UNII - V.TST 30915 29 Dec 2015
Rev 9.5 01 Dec 2016

This report shall not be reproduced except in full, without the written approval of UL Verification Services Inc.

9.1.2. 11n HT20 LAT 3 SISO MODE IN THE 5.2GHz BAND

RESTRICTED BANDEDGE (LOW CHANNEL)

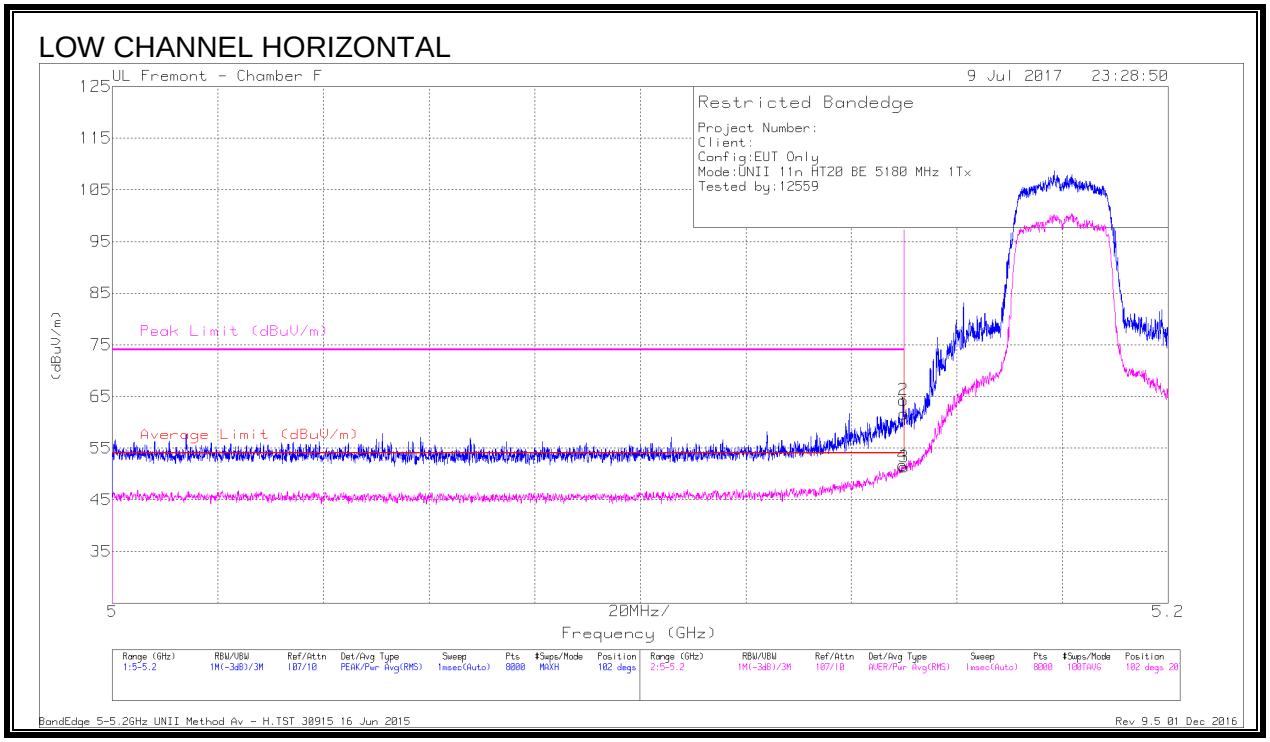

Marker	Frequency (GHz)	Meter Reading (dBuV)	Det	AF T119 (dB/m)	Amp/Cbl /Fltr/Pad (dB)	Corrected Reading (dBuV/m)	Average Limit (dBuV/m)	Margin (dB)	Peak Limit (dBuV/m)	PK Margin (dB)	Azimuth (Degs)	Height (cm)	Polarity
1	* 5.15	45.87	Pk	34.5	-18.7	61.67	-	-	74	-12.33	102	207	H
2	* 5.15	48.53	Pk	34.5	-18.7	64.33	-	-	74	-9.67	102	207	H
3	* 5.15	35.55	RMS	34.5	-18.7	51.35	54	-2.65	-	-	102	207	H
4	* 5.15	35.88	RMS	34.5	-18.7	51.68	54	-2.32	-	-	102	207	H

* - indicates frequency in CFR47 Pt 15 / IC RSS-Restricted Band
Pk - Peak detector
RMS - RMS detection
BandEdge 5-5.150GHz UNII - H.TST 30915 29 Dec 2015
Rev 9.5 01 Dec 2016

This report shall not be reproduced except in full, without the written approval of UL Verification Services Inc.

LOW CHANNEL VERTICAL

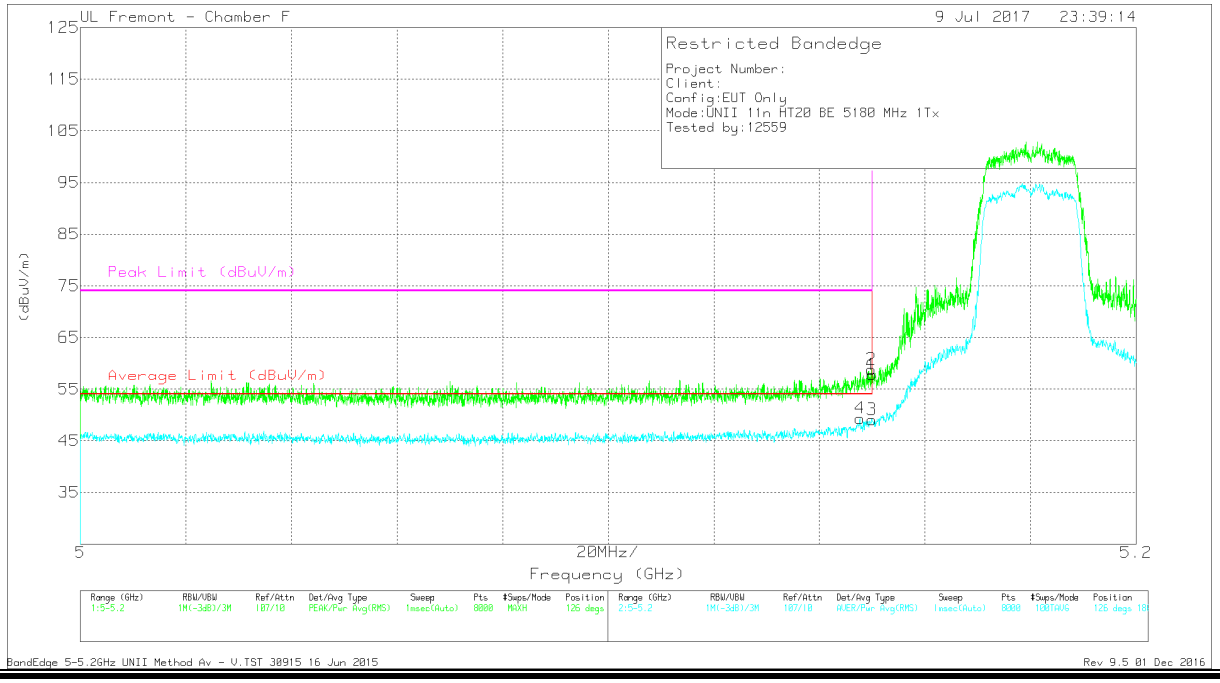

Marker	Frequency (GHz)	Meter Reading (dBuV)	Det	AF T119 (dB/m)	Amp/Cbl /Fltr/Pad (dB)	Corrected Reading (dBuV/m)	Average Limit (dBuV/m)	Margin (dB)	Peak Limit (dBuV/m)	PK Margin (dB)	Azimuth (Degs)	Height (cm)	Polarity
1	* 5.15	41.99	Pk	34.5	-18.7	57.79	-	-	74	-16.21	126	180	V
2	* 5.15	43	Pk	34.5	-18.7	58.8	-	-	74	-15.2	126	180	V
3	* 5.15	33.29	RMS	34.5	-18.7	49.09	54	-4.91	-	-	126	180	V
4	* 5.148	33.56	RMS	34.5	-18.7	49.36	54	-4.64	-	-	126	180	V

* - indicates frequency in CFR47 Pt 15 / IC RSS-Restricted Band
Pk - Peak detector
RMS - RMS detection
BandEdge 5-5.150GHz UNII - V.TST 30915 29 Dec 2015
Rev 9.5 01 Dec 2016

This report shall not be reproduced except in full, without the written approval of UL Verification Services Inc.

9.1.3. 11n HT20 2TX CDD MIMO MODE IN THE 5.2GHz BAND

RESTRICTED BANDEDGE (LOW CHANNEL)

LOW CHANNEL HORIZONTAL

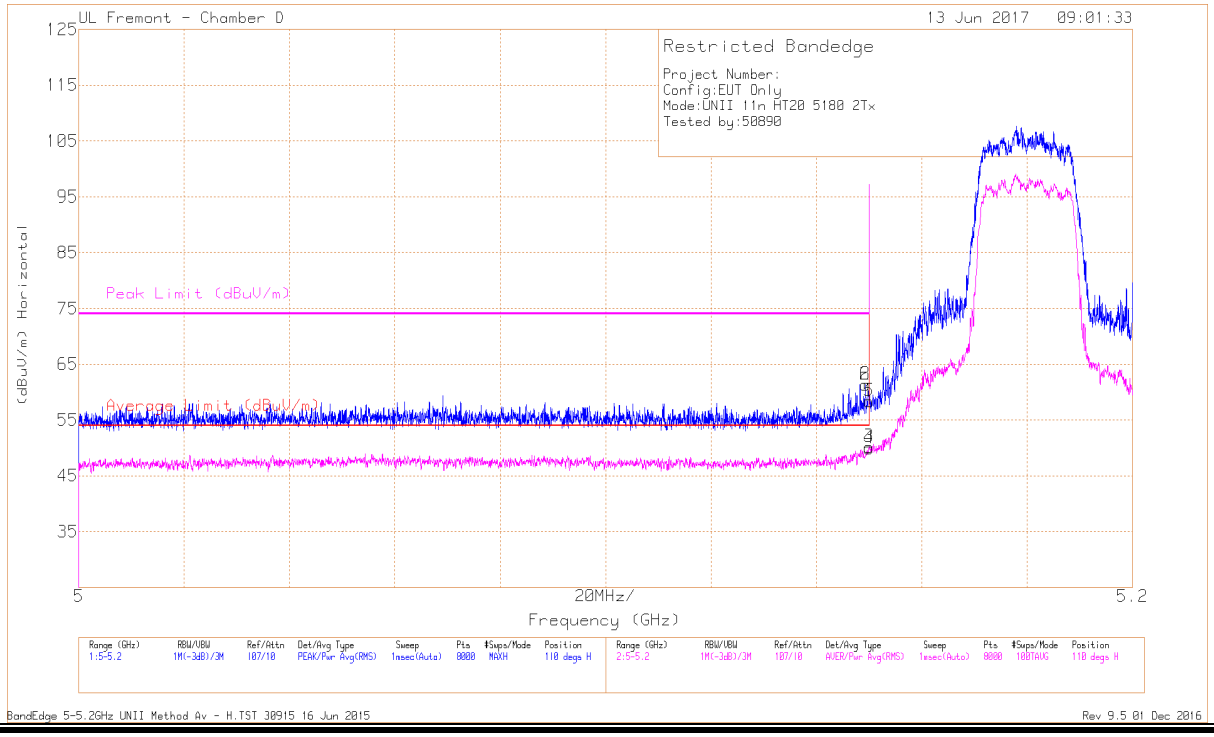

Marker	Frequency (GHz)	Meter Reading (dBuV)	Det	AF T120 (dB/m)	Amp/Cbl/Fltr/Pad (dB)	Corrected Reading (dBuV/m)	Average Limit (dBuV/m)	Margin (dB)	Peak Limit (dBuV/m)	PK Margin (dB)	Azimuth (Degs)	Height (cm)	Polarity
1	* 5.15	42.4	Pk	34.4	-18.4	58.4	-	-	74	-15.6	110	327	H
2	* 5.149	45.39	Pk	34.4	-18.4	61.39	-	-	74	-12.61	110	327	H
5	* 5.15	42.4	Pk	34.4	-18.4	58.4	-	-	74	-15.6	110	327	H
6	* 5.149	45.39	Pk	34.4	-18.4	61.39	-	-	74	-12.61	110	327	H
3	* 5.15	34.16	RMS	34.4	-18.4	50.16	54	-3.84	-	-	110	327	H
4	* 5.15	33.95	RMS	34.4	-18.4	49.95	54	-4.05	-	-	110	327	H

* - indicates frequency in CFR47 Pt 15 / IC RSS-Restricted Band
Pk - Peak detector
RMS - RMS detection
BandEdge 5-5.2GHz UNII Method Av - H.TST 30915 16 Jun 2015
Rev 9.5 01 Dec 2016

This report shall not be reproduced except in full, without the written approval of UL Verification Services Inc.

LOW CHANNEL VERTICAL

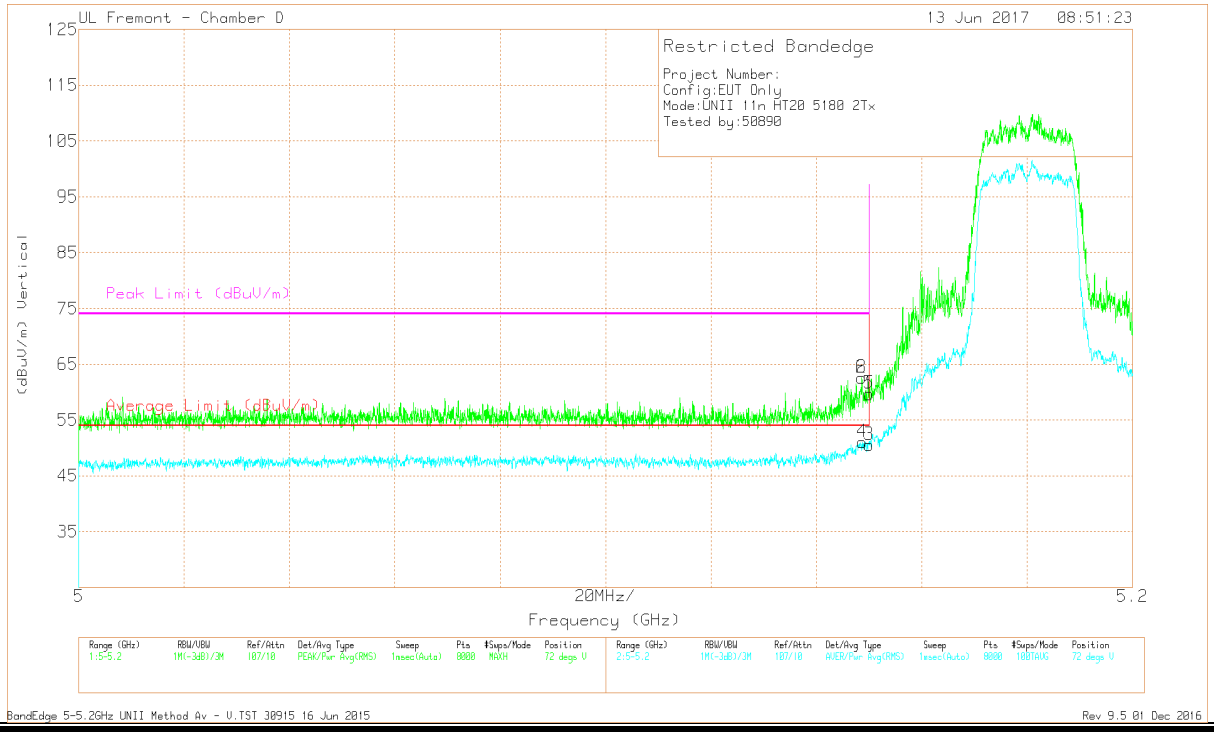

Marker	Frequency (GHz)	Meter Reading (dBuV)	Det	AF T120 (dB/m)	Amp/Cbl/Flt r/Pad (dB)	Corrected Reading (dBuV/m)	Average Limit (dBuV/m)	Margin (dB)	Peak Limit (dBuV/m)	PK Margin (dB)	Azimuth (Degs)	Height (cm)	Polarity
1	* 5.15	43.67	Pk	34.4	-18.4	59.67	-	-	74	-14.33	72	142	V
2	* 5.149	46.59	Pk	34.4	-18.4	62.59	-	-	74	-11.41	72	142	V
5	* 5.15	43.67	Pk	34.4	-18.4	59.67	-	-	74	-14.33	72	142	V
6	* 5.149	46.59	Pk	34.4	-18.4	62.59	-	-	74	-11.41	72	142	V
3	* 5.15	34.55	RMS	34.4	-18.4	50.55	54	-3.45	-	-	72	142	V
4	* 5.149	35.07	RMS	34.4	-18.4	51.07	54	-2.93	-	-	72	142	V

* - indicates frequency in CFR47 Pt 15 / IC RSS-Restricted Band
Pk - Peak detector
RMS - RMS detection
BandEdge 5-5.2GHz UNII Method Av - V.TST 30915 16 Jun 2015
Rev 9.5 01 Dec 2016

This report shall not be reproduced except in full, without the written approval of UL Verification Services Inc.

HARMONICS AND SPURIOUS EMISSIONS

LOW CHANNEL HORIZONTAL

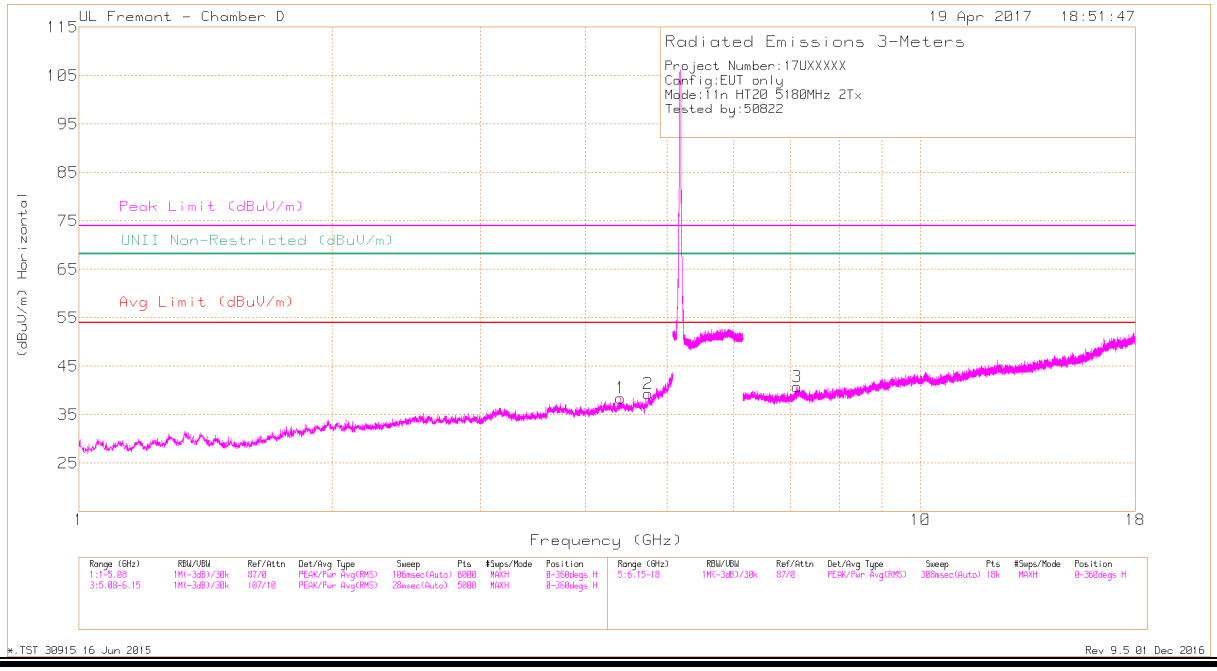

LOW CHANNEL VERTICAL

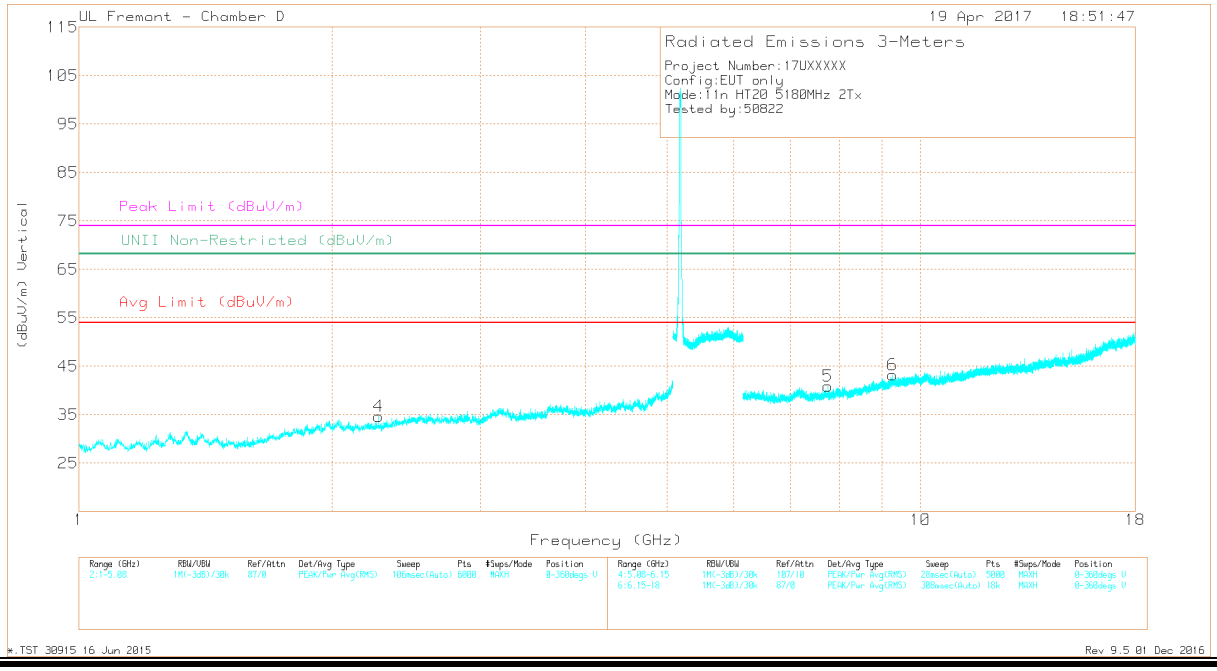

This report shall not be reproduced except in full, without the written approval of UL Verification Services Inc.

DATA

Marker	Frequency (GHz)	Meter Reading (dBuV)	Det	AF T862 (dB/m)	Amp/Cbl/Fltr/Pad (dB)	Corrected Reading (dBuV/m)	Avg Limit (dBuV/m)	Margin (dB)	Peak Limit (dBuV/m)	PK Margin (dB)	UNII Non-Restricted (dBuV/m)	PK Margin (dB)	Azimuth (Degs)	Height (cm)	Polarity
1	* 4.398	38.37	PK-U	33.9	-27.5	44.77	-	-	74	-29.23	-	-	139	105	H
	* 4.398	25.96	ADR	33.9	-27.6	32.26	54	-21.74	-	-	-	-	139	105	H
2	* 4.749	38.65	PK-U	34	-27.4	45.25	-	-	74	-28.75	-	-	222	342	H
	* 4.749	27.12	ADR	34	-27.3	33.82	54	-20.18	-	-	-	-	222	342	H
4	* 2.27	39.91	PK-U	31.4	-30.7	40.61	-	-	74	-33.39	-	-	183	156	V
	* 2.27	27.99	ADR	31.4	-30.8	28.59	54	-25.41	-	-	-	-	183	156	V
3	7.135	35.86	PK-U	35.7	-23.9	47.66	-	-	-	-	68.2	-20.54	41	136	H
	7.137	24.06	ADR	35.7	-23.9	35.86	-	-	-	-	-	-	41	136	H
5	7.76	24.06	ADR	35.8	-24.3	35.56	-	-	-	-	-	-	170	174	V
	7.761	35.67	PK-U	35.8	-24.2	47.27	-	-	-	-	68.2	-20.93	170	174	V
6	9.272	33.79	PK-U	36.9	-21.5	49.19	-	-	-	-	68.2	-19.01	266	129	V
	9.273	22.51	ADR	36.9	-21.5	37.91	-	-	-	-	-	-	266	129	V

* - indicates frequency in CFR47 Pt 15 / IC RSS-Restricted Band

PK-U - U-NII: Maximum Peak

ADR - U-NII AD primary method, RMS average

*.TST 30915 16 Jun 2015

Rev 9.5 01 Dec 2016

UL VERIFICATION SERVICES INC. FORM NO: CCSUP4701J
47173 BENICIA STREET, FREMONT, CA 94538, USA TEL: (510) 771-1000 FAX: (510) 661-0888

This report shall not be reproduced except in full, without the written approval of UL Verification Services Inc.

MID CHANNEL HORIZONTAL

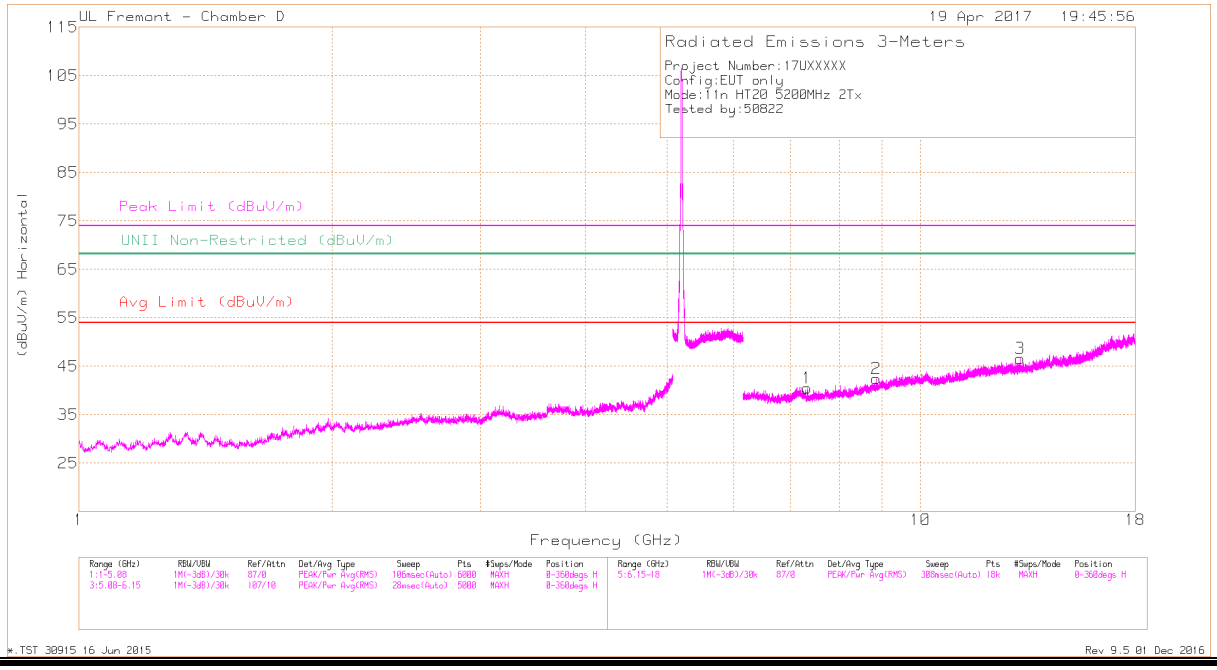

MID CHANNEL VERTICAL

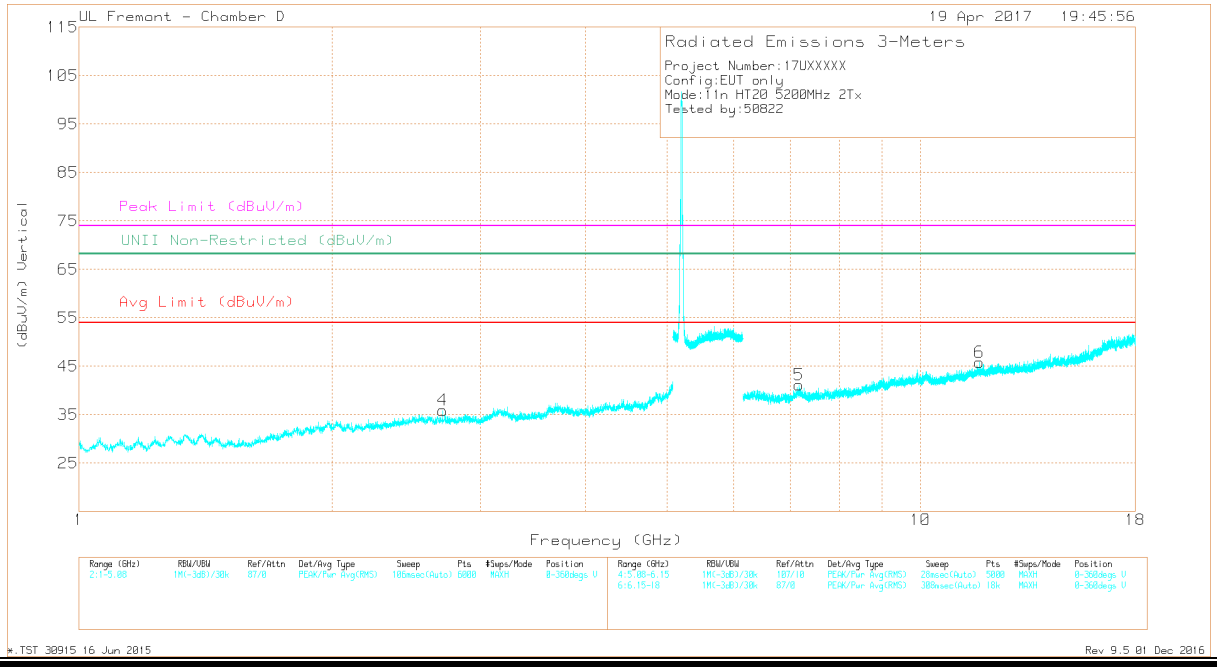

This report shall not be reproduced except in full, without the written approval of UL Verification Services Inc.

DATA

Marker	Frequency (GHz)	Meter Reading (dBuV)	Det	AF T862 (dB/m)	Amp/Cbl/Fltr/Pad (dB)	Corrected Reading (dBuV/m)	Avg Limit (dBuV/m)	Margin (dB)	Peak Limit (dBuV/m)	PK Margin (dB)	UNII Non-Restricted (dBuV/m)	PK Margin (dB)	Azimuth (Degs)	Height (cm)	Polarity
4	* 2.705	40.8	PK-U	32.6	-30.6	42.8	-	-	74	-31.2	-	-	47	380	V
	* 2.707	27.91	ADR	32.6	-30.6	29.91	54	-24.09	-	-	-	-	47	380	V
1	* 7.336	37.39	PK-U	35.7	-25.8	47.29	-	-	74	-26.71	-	-	57	390	H
	* 7.336	24.98	ADR	35.7	-25.8	34.88	54	-19.12	-	-	-	-	57	390	H
6	* 11.742	34.04	PK-U	38.6	-21.3	51.34	-	-	74	-22.66	-	-	260	109	V
	* 11.74	22.41	ADR	38.6	-21.3	39.71	54	-14.29	-	-	-	-	260	109	V
5	7.179	35.98	PK-U	35.7	-24	47.68	-	-	-	-	68.2	-20.52	1	119	V
	7.179	24.06	ADR	35.7	-24	35.76	-	-	-	-	-	-	1	119	V
2	8.863	35.82	PK-U	36.5	-22.9	49.42	-	-	-	-	68.2	-18.78	216	326	H
	8.864	23.3	ADR	36.5	-22.9	36.9	-	-	-	-	-	-	216	326	H
3	13.142	34.81	PK-U	39.2	-21.8	52.21	-	-	-	-	68.2	-15.99	14	213	H
	13.145	23.49	ADR	39.2	-21.9	40.79	-	-	-	-	-	-	14	213	H

* - indicates frequency in CFR47 Pt 15 / IC RSS-Restricted Band

PK-U - U-NII: Maximum Peak

ADR - U-NII AD primary method, RMS average

*.TST 30915 16 Jun 2015

Rev 9.5 01 Dec 2016

UL VERIFICATION SERVICES INC. FORM NO: CCSUP4701J
47173 BENICIA STREET, FREMONT, CA 94538, USA TEL: (510) 771-1000 FAX: (510) 661-0888

This report shall not be reproduced except in full, without the written approval of UL Verification Services Inc.

HIGH CHANNEL HORIZONTAL

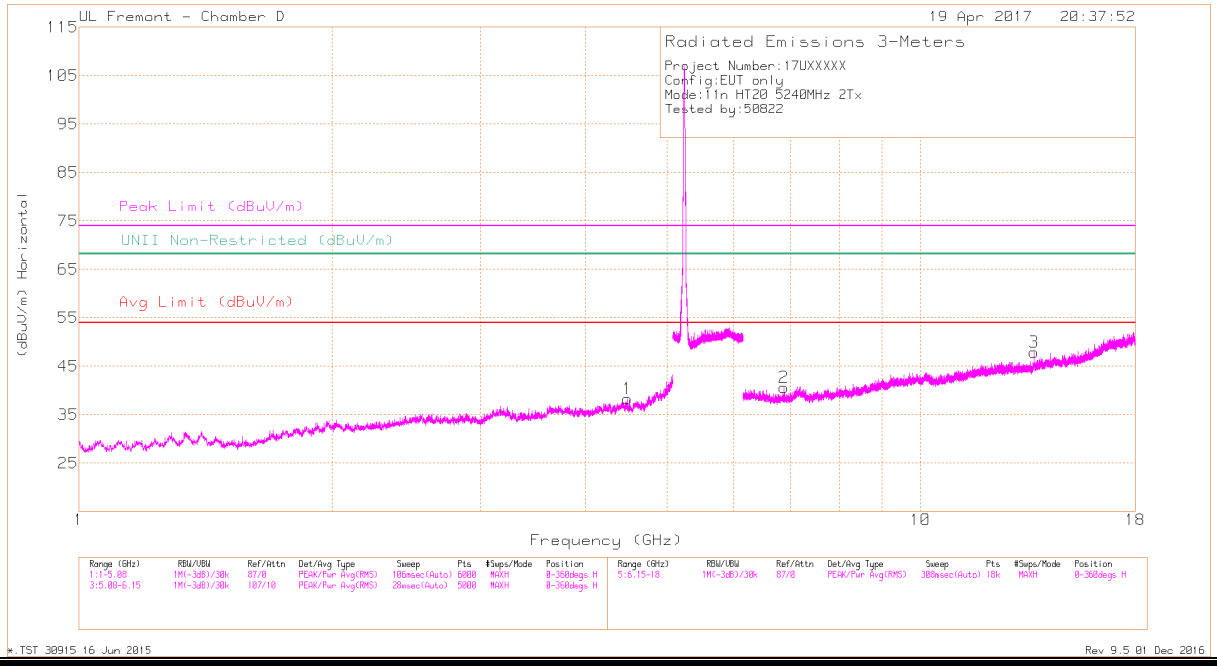

HIGH CHANNEL VERTICAL

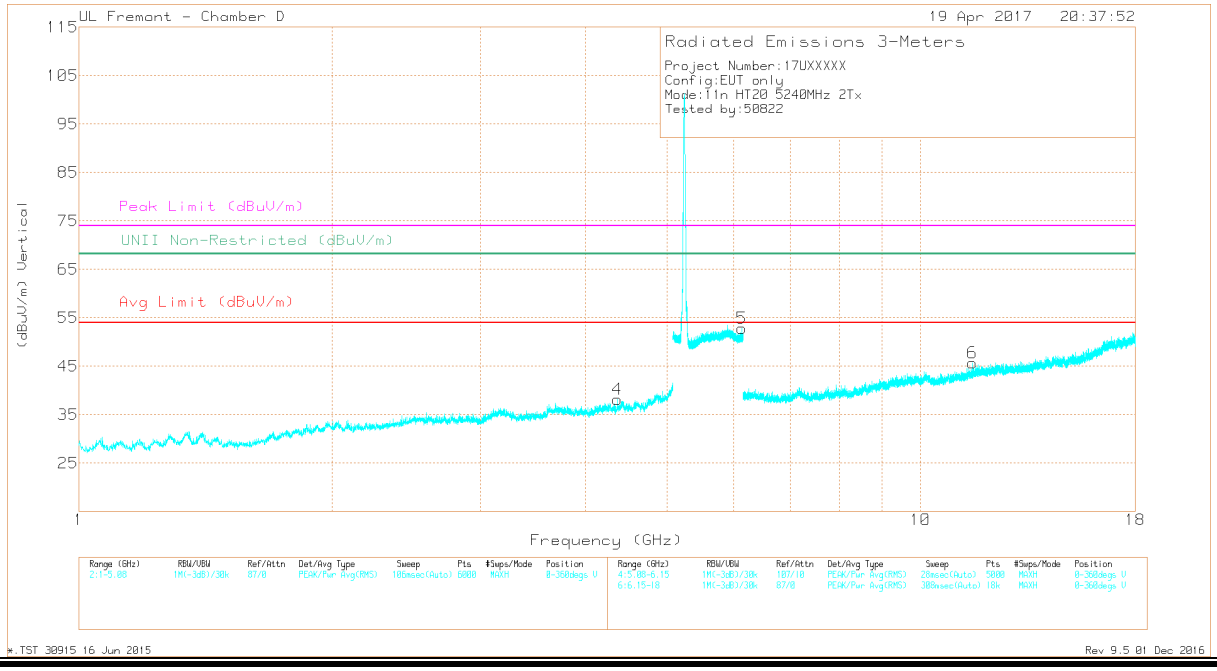

This report shall not be reproduced except in full, without the written approval of UL Verification Services Inc.

DATA

Marker	Frequency (GHz)	Meter Reading (dBuV)	Det	AF T862 (dB/m)	Amp/Cbl/Fltr/Pad (dB)	Corrected Reading (dBuV/m)	Avg Limit (dBuV/m)	Margin (dB)	Peak Limit (dBuV/m)	PK Margin (dB)	UNII Non-Restricted (dBuV/m)	PK Margin (dB)	Azimuth (Degs)	Height (cm)	Polarity
4	* 4.365	38.66	PK-U	33.8	-28	44.46	-	-	74	-29.54	-	-	284	317	V
	* 4.365	26.44	ADR	33.8	-28	32.24	54	-21.76	-	-	-	-	284	317	V
6	* 11.52	34.73	PK-U	38.3	-21.6	51.43	-	-	74	-22.57	-	-	168	303	V
	* 11.519	22.69	ADR	38.3	-21.6	39.39	54	-14.61	-	-	-	-	168	303	V
1	4.482	27.05	ADR	33.8	-28.4	32.45	-	-	-	-	-	-	154	116	H
	4.484	39.13	PK-U	33.8	-28.5	44.43	-	-	-	-	68.2	-23.77	154	116	H
5	6.138	29.08	ADR	35.5	-17.3	47.28	-	-	-	-	-	-	12	334	V
	6.139	41.11	PK-U	35.5	-17.4	59.21	-	-	-	-	68.2	-8.99	12	334	V
2	6.879	24.71	ADR	35.6	-25.7	34.61	-	-	-	-	-	-	237	145	H
	6.88	36.43	PK-U	35.6	-25.7	46.33	-	-	-	-	68.2	-21.87	237	145	H
3	13.634	36.22	PK-U	39.3	-22.5	53.02	-	-	-	-	68.2	-15.18	291	382	H
	13.634	24.51	ADR	39.3	-22.4	41.41	-	-	-	-	-	-	291	382	H

* - indicates frequency in CFR47 Pt 15 / IC RSS-Restricted Band

PK-U - U-NII: Maximum Peak

ADR - U-NII AD primary method, RMS average

*.TST 30915 16 Jun 2015

Rev 9.5 01 Dec 2016

This report shall not be reproduced except in full, without the written approval of UL Verification Services Inc.

9.1.4. 11n HT40 UAT 2 SISO MODE IN THE 5.2GHz BAND

RESTRICTED BANDEDGE (LOW CHANNEL)

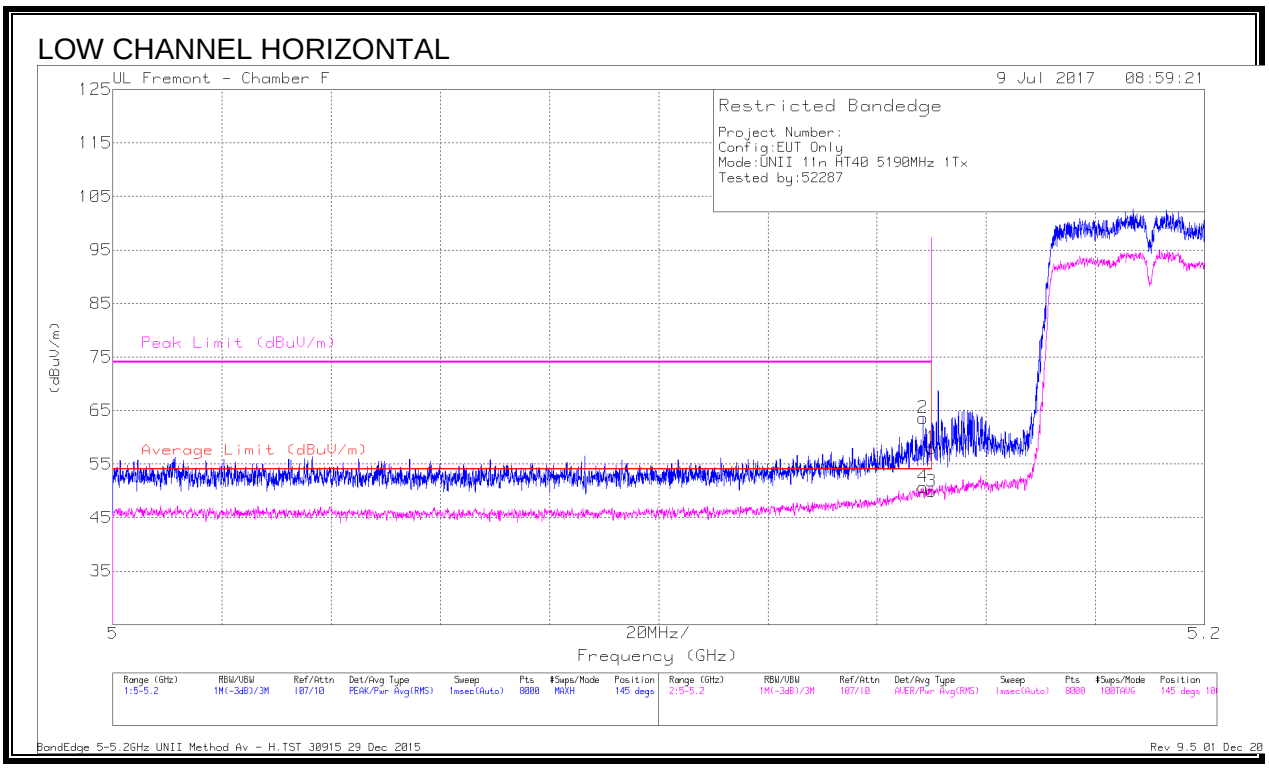

Marker	Frequency (GHz)	Meter Reading (dBuV)	Det	AF T119 (dB/m)	Amp/Cbl/Fltr/Pad (dB)	DC Corr (dB)	Corrected Reading (dBuV/m)	Average Limit (dBuV/m)	Margin (dB)	Peak Limit (dBuV/m)	PK Margin (dB)	Azimuth (Degs)	Height (cm)	Polarity
1	* 5.15	42.18	Pk	34.5	-18.7	0	57.98	-	-	74	-16.02	145	106	H
2	* 5.148	47.82	Pk	34.5	-18.7	0	63.62	-	-	74	-10.38	145	106	H
3	* 5.15	33.99	RMS	34.5	-18.7	.1	49.89	54	-4.11	-	-	145	106	H
4	* 5.148	34.82	RMS	34.5	-18.7	.1	50.72	54	-3.28	-	-	145	106	H

* - indicates frequency in CFR47 Pt 15 / IC RSS-Restricted Band
Pk - Peak detector
RMS - RMS detection
BandEdge 5-5.150GHz UNII - H.TST 30915 29 Dec 2015
Rev 9.5 01 Dec 2016

This report shall not be reproduced except in full, without the written approval of UL Verification Services Inc.

LOW CHANNEL VERTICAL

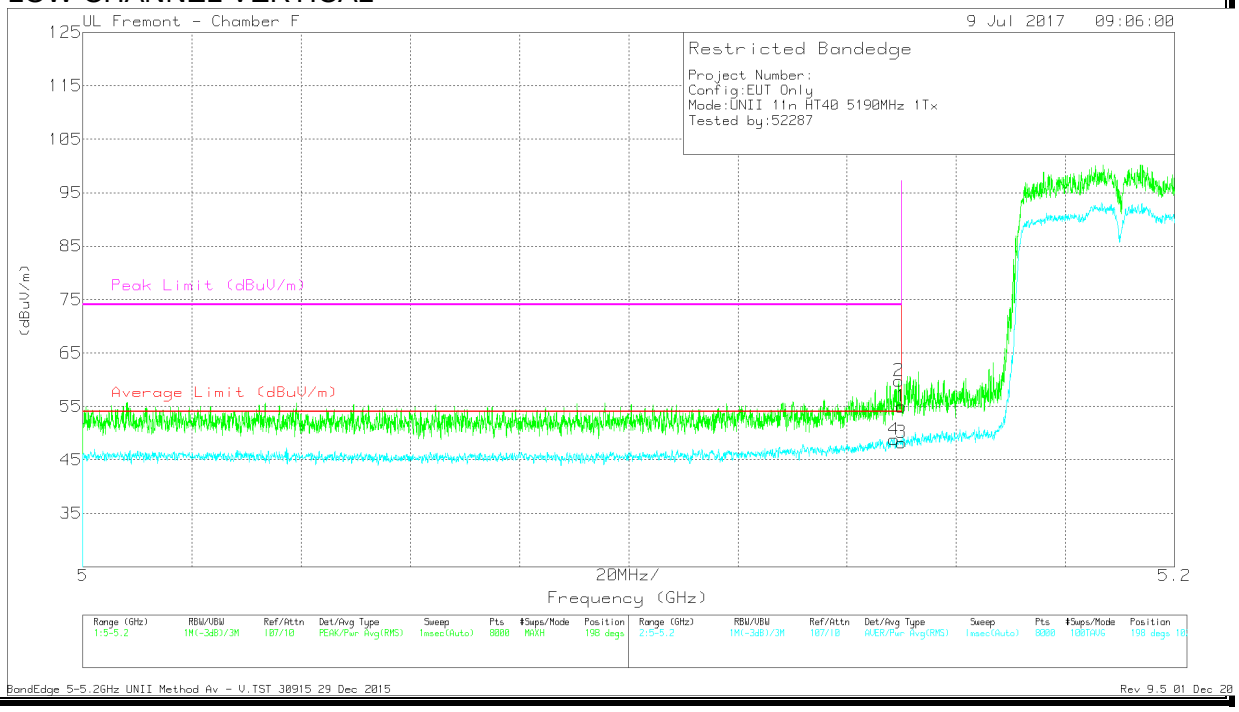

Marker	Frequency (GHz)	Meter Reading (dBuV)	Det	AF T119 (dB/m)	Amp/Cbl/Fltr/Pad (dB)	DC Corr (dB)	Corrected Reading (dBuV/m)	Average Limit (dBuV/m)	Margin (dB)	Peak Limit (dBuV/m)	PK Margin (dB)	Azimuth (Degs)	Height (cm)	Polarity
1	* 5.15	39.18	Pk	34.5	-18.7	0	54.98	-	-	74	-19.02	198	102	V
2	* 5.149	43.99	Pk	34.5	-18.7	0	59.79	-	-	74	-14.21	198	102	V
3	* 5.15	32.45	RMS	34.5	-18.7	.1	48.35	54	-5.65	-	-	198	102	V
4	* 5.149	33.01	RMS	34.5	-18.7	.1	48.91	54	-5.09	-	-	198	102	V

* - indicates frequency in CFR47 Pt 15 / IC RSS-Restricted Band
Pk - Peak detector
RMS - RMS detection
BandEdge 5-5.150GHz UNII - V.TST 30915 29 Dec 2015
Rev 9.5 01 Dec 2016

UL VERIFICATION SERVICES INC. FORM NO: CCSUP4701J
47173 BENICIA STREET, FREMONT, CA 94538, USA TEL: (510) 771-1000 FAX: (510) 661-0888
This report shall not be reproduced except in full, without the written approval of UL Verification Services Inc.

9.1.5. 11n HT40 LAT 3 SISO MODE IN THE 5.2GHz BAND

RESTRICTED BANDEDGE (LOW CHANNEL)

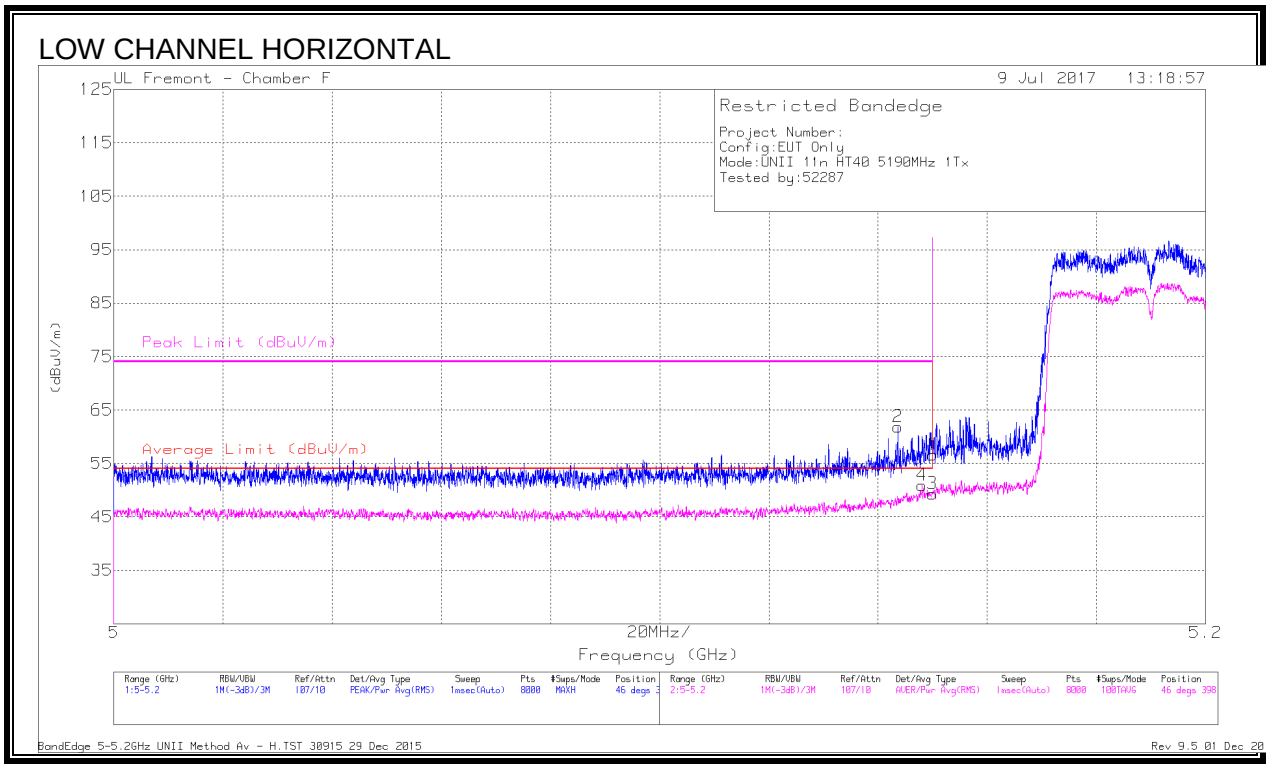

Marker	Frequency (GHz)	Meter Reading (dBuV)	Det	AF T119 (dB/m)	Amp/Cbl/Fltr/Pad (dB)	DC Corr (dB)	Corrected Reading (dBuV/m)	Average Limit (dBuV/m)	Margin (dB)	Peak Limit (dBuV/m)	PK Margin (dB)	Azimuth (Degs)	Height (cm)	Polarity
1	* 5.15	40.85	Pk	34.5	-18.7	0	56.65	-	-	74	-17.35	46	398	H
2	* 5.144	46.04	Pk	34.4	-18.6	0	61.84	-	-	74	-12.16	46	398	H
3	* 5.15	33.43	RMS	34.5	-18.7	.1	49.33	54	-4.67	-	-	46	398	H
4	* 5.148	35.01	RMS	34.5	-18.7	.1	50.91	54	-3.09	-	-	46	398	H

* - indicates frequency in CFR47 Pt 15 / IC RSS-Restricted Band
Pk - Peak detector
RMS - RMS detection
BandEdge 5-5.150GHz UNII - H.TST 30915 29 Dec 2015
Rev 9.5 01 Dec 2016

This report shall not be reproduced except in full, without the written approval of UL Verification Services Inc.

LOW CHANNEL VERTICAL

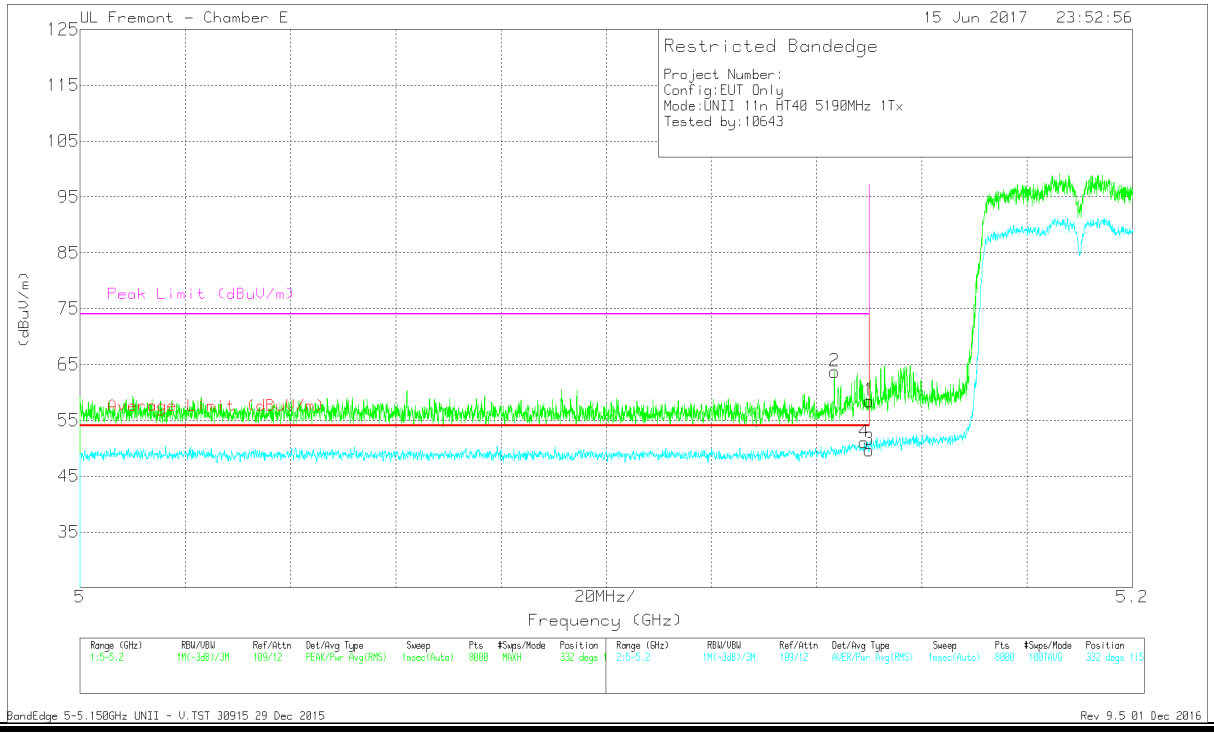

Marker	Frequency (GHz)	Meter Reading (dBuV)	Det	AF T119 (dB/m)	Amp/Cbl/Fltr/Pad (dB)	DC Corr (dB)	Corrected Reading (dBuV/m)	Average Limit (dBuV/m)	Margin (dB)	Peak Limit (dBuV/m)	PK Margin (dB)	Azimuth (Degs)	Height (cm)	Polarity
1	* 5.15	40.43	Pk	34.5	-18.7	0	56.23	-	-	74	-17.77	144	334	V
2	* 5.149	43.01	Pk	34.5	-18.7	0	58.81	-	-	74	-15.19	144	334	V
3	* 5.15	32.01	RMS	34.5	-18.7	.1	47.91	54	-6.09	-	-	144	334	V
4	* 5.15	32.89	RMS	34.5	-18.7	.1	48.79	54	-5.21	-	-	144	334	V

* - indicates frequency in CFR47 Pt 15 / IC RSS-Restricted Band
Pk - Peak detector
RMS - RMS detection
BandEdge 5-5.150GHz UNII - V.TST 30915 29 Dec 2015
Rev 9.5 01 Dec 2016

UL VERIFICATION SERVICES INC. FORM NO: CCSUP4701J
47173 BENICIA STREET, FREMONT, CA 94538, USA TEL: (510) 771-1000 FAX: (510) 661-0888
This report shall not be reproduced except in full, without the written approval of UL Verification Services Inc.

9.1.6. 11n HT40 2TX CDD MIMO MODE IN THE 5.2GHz BAND

RESTRICTED BANDEDGE (LOW CHANNEL)

LOW CHANNEL HORIZONTAL

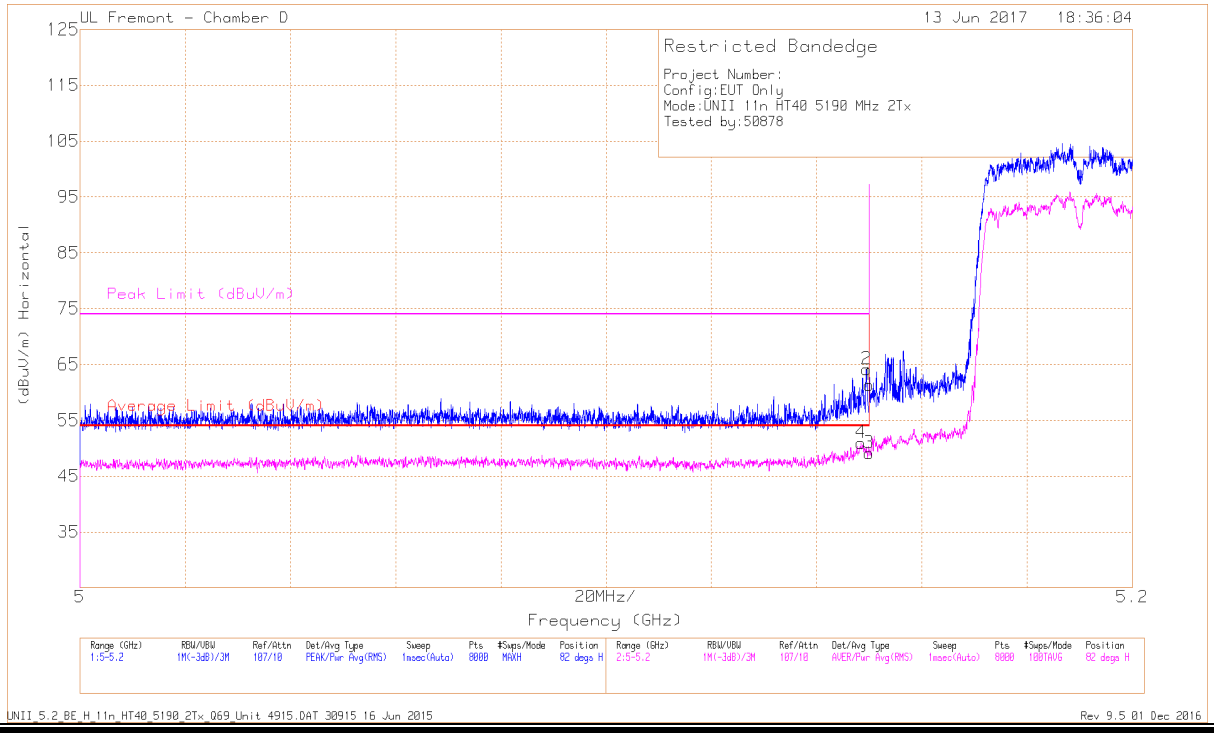

Marker	Frequency (GHz)	Meter Reading (dBuV)	Det	AF T120 (dB/m)	Amp/Cbl/Fltr/Pad (dB)	DC Corr (dB)	Corrected Reading (dBuV/m)	Average Limit (dBuV/m)	Margin (dB)	Peak Limit (dBuV/m)	PK Margin (dB)	Azimuth (Degs)	Height (cm)	Polarity
1	* 5.15	45.31	Pk	34.4	-18.4	0	61.31	-	-	74	-12.69	82	130	H
2	* 5.149	48.11	Pk	34.4	-18.4	0	64.11	-	-	74	-9.89	82	130	H
3	* 5.15	33.08	RMS	34.4	-18.4	.1	49.18	54	-4.82	-	-	82	130	H
4	* 5.148	34.92	RMS	34.4	-18.4	.1	51.02	54	-2.98	-	-	82	130	H

* - indicates frequency in CFR47 Pt 15 / IC RSS-Restricted Band
Pk - Peak detector
RMS - RMS detection
UNII_5.2_BE_H_11n_HT40_5190_2Tx_Q69_Unit 4915.DAT 30915 16 Jun 2015
Rev 9.5 01 Dec 2016

This report shall not be reproduced except in full, without the written approval of UL Verification Services Inc.

LOW CHANNEL VERTICAL

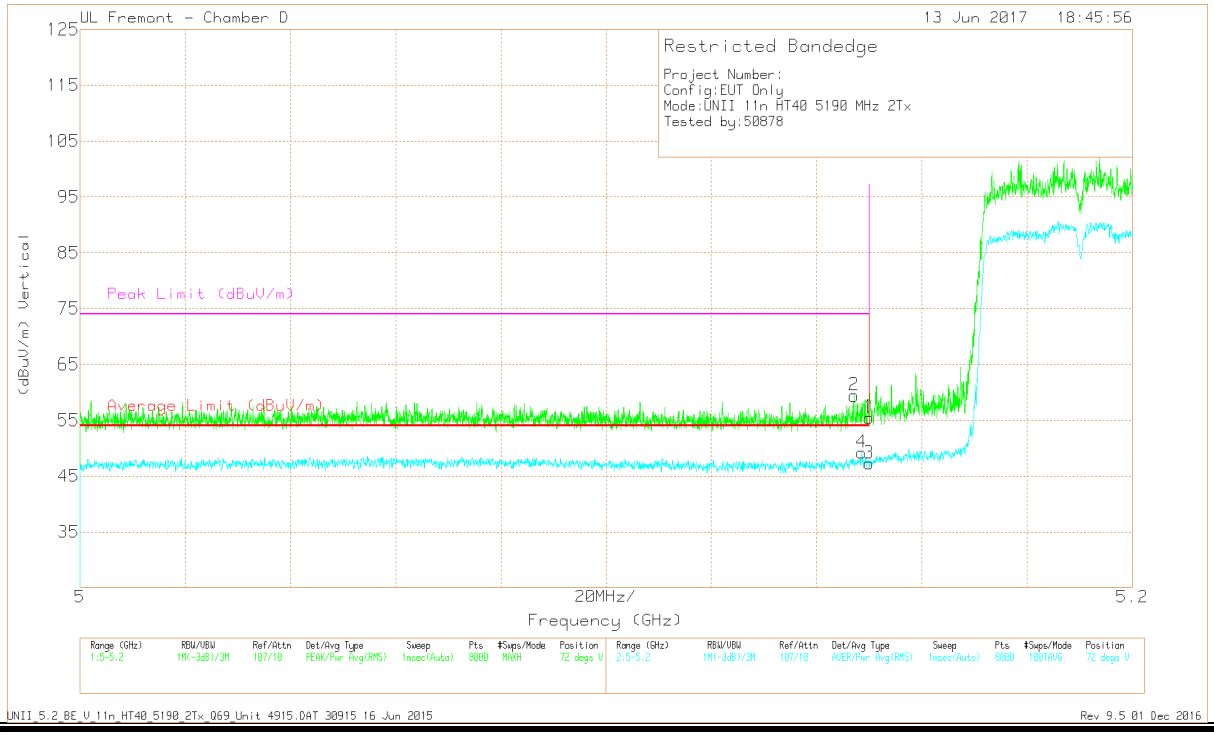

Marker	Frequency (GHz)	Meter Reading (dBuV)	Det	AF T120 (dB/m)	Amp/Cbl/Fltr/Pad (dB)	DC Corr (dB)	Corrected Reading (dBuV/m)	Average Limit (dBuV/m)	Margin (dB)	Peak Limit (dBuV/m)	PK Margin (dB)	Azimuth (Degs)	Height (cm)	Polarity
1	* 5.15	39.49	Pk	34.4	-18.4	0	55.49	-	-	74	-18.51	72	129	V
2	* 5.147	43.45	Pk	34.4	-18.4	0	59.45	-	-	74	-14.55	72	129	V
3	* 5.15	31.26	RMS	34.4	-18.4	.1	47.36	54	-6.64	-	-	72	129	V
4	* 5.149	33.24	RMS	34.4	-18.4	.1	49.34	54	-4.66	-	-	72	129	V

* - indicates frequency in CFR47 Pt 15 / IC RSS-Restricted Band
Pk - Peak detector
RMS - RMS detection
UNII_5.2_BE_V_11n_HT40_5190_2Tx_Q69_Unit 4915.DAT 30915 16 Jun 2015
Rev 9.5 01 Dec 2016

This report shall not be reproduced except in full, without the written approval of UL Verification Services Inc.

HARMONICS AND SPURIOUS EMISSIONS

LOW CHANNEL HORIZONTAL

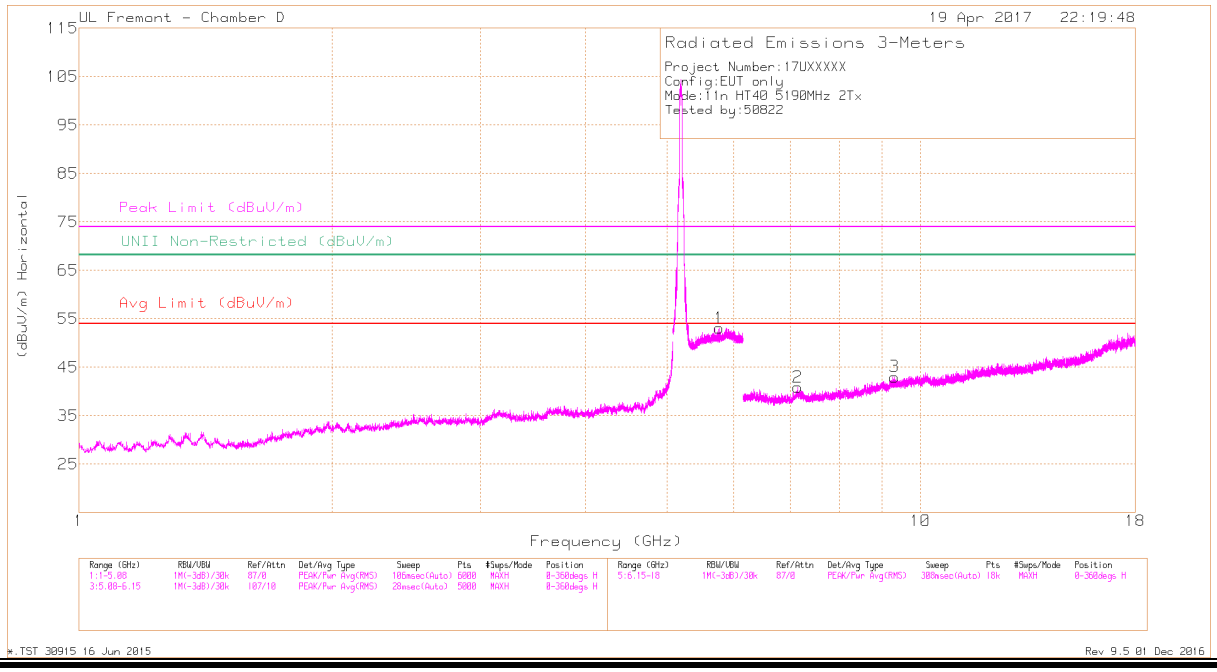

LOW CHANNEL VERTICAL

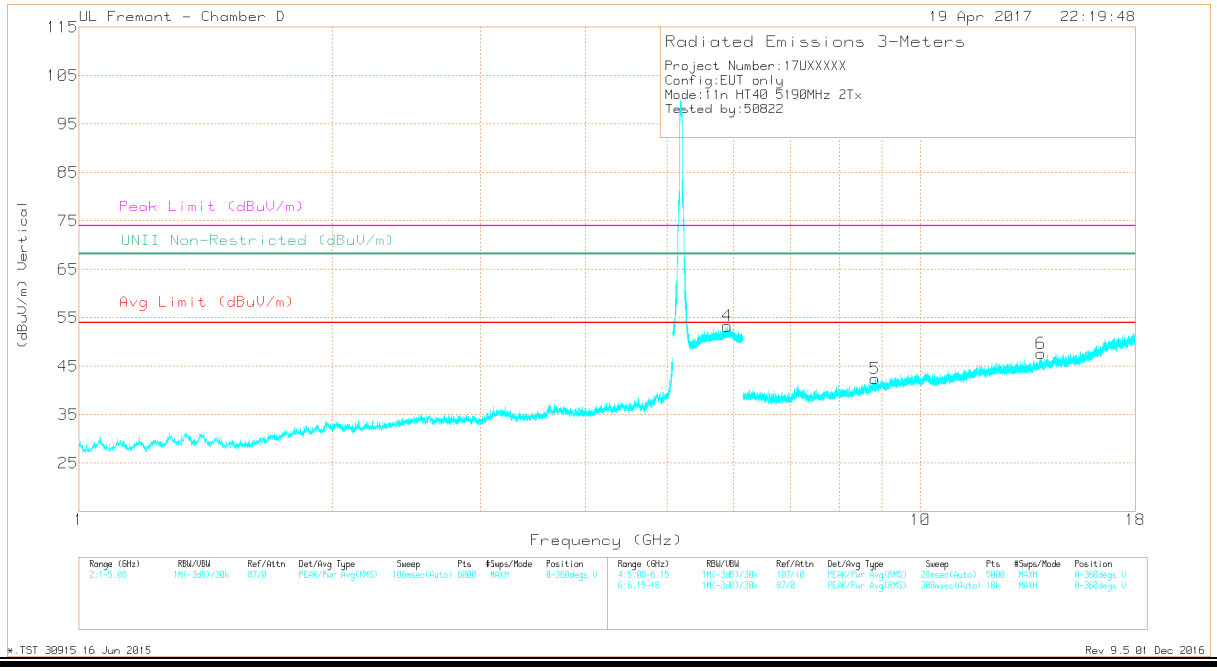

This report shall not be reproduced except in full, without the written approval of UL Verification Services Inc.

DATA

Marker	Frequency (GHz)	Meter Reading (dBuV)	Det	AF T862 (dB/m)	Amp/Cbl/Fltr/Pad (dB)	DC Corr (dB)	Corrected Reading (dBuV/m)	Avg Limit (dBuV/m)	Margin (dB)	Peak Limit (dBuV/m)	PK Margin (dB)	UNII Non-Restricted (dBuV/m)	PK Margin (dB)	Azimuth (Degs)	Height (cm)	Polarity
3	* 9.31	34.38	PK-U	37	-21.8	0	49.58	-	-	74	-24.42	-	-	28	360	H
	* 9.309	22.77	ADR	37	-21.8	.1	38.07	54	-15.93	-	-	-	-	28	360	H
1	5.766	41.55	PK-U	35.1	-17.6	0	59.05	-	-	-	-	68.2	-9.15	192	400	H
	5.767	29.85	ADR	35.1	-17.6	0	47.35	-	-	-	-	-	-	192	400	H
4	5.896	42.19	PK-U	35.2	-17.3		60.09	-	-	-	-	68.2	-8.11	110	220	V
	5.896	30.26	ADR	35.2	-17.3		48.16	-	-	-	-	-	-	110	220	V
2	7.149	35.9	PK-U	35.7	-24		47.6	-	-	-	-	68.2	-20.6	48	319	H
	7.15	23.93	ADR	35.7	-24		35.63	-	-	-	-	-	-	48	319	H
5	8.835	23.08	ADR	36.4	-22.8		36.68	-	-	-	-	-	-	356	231	V
	8.838	34.7	PK-U	36.4	-22.8		48.3	-	-	-	-	68.2	-19.9	356	231	V
6	13.894	24.42	ADR	39.5	-22.2		41.72	-	-	-	-	-	-	73	317	V
	13.895	35.96	PK-U	39.5	-22.3		53.16	-	-	-	-	68.2	-15.04	73	317	V

* - indicates frequency in CFR47 Pt 15 / IC RSS-Restricted Band

PK-U - U-NII: Maximum Peak

ADR - U-NII AD primary method, RMS average

*.TST 30915 16 Jun 2015

Rev 9.5 01 Dec 2016

This report shall not be reproduced except in full, without the written approval of UL Verification Services Inc.

HIGH CHANNEL HORIZONTAL

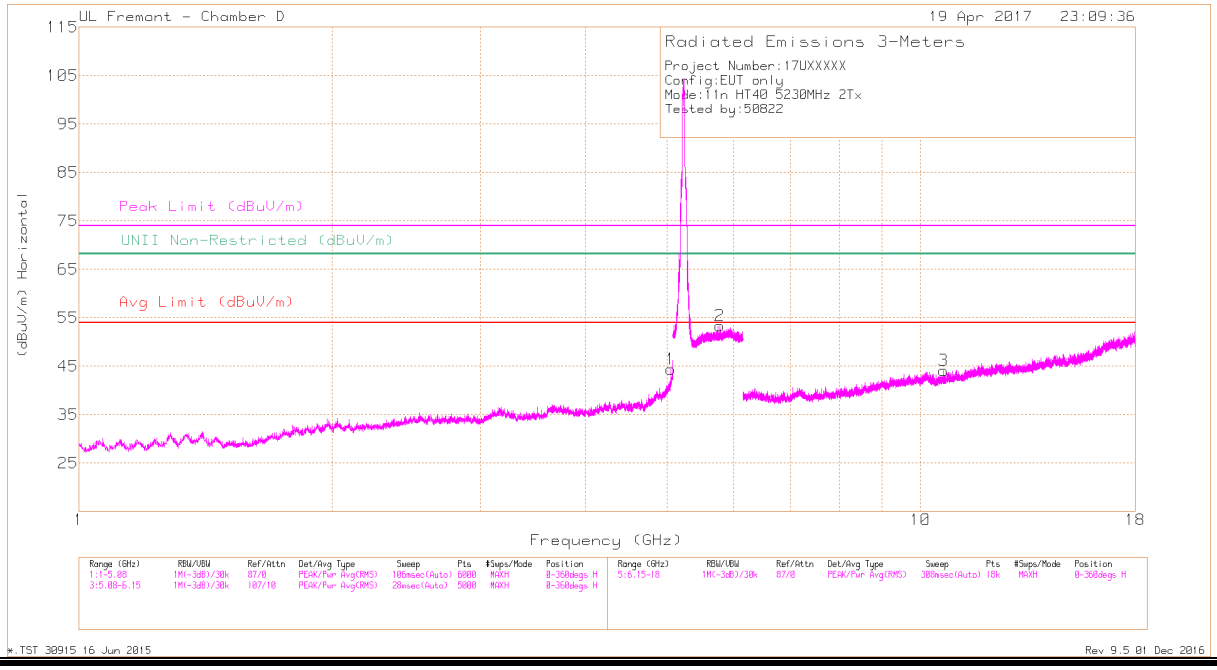

HIGH CHANNEL VERTICAL

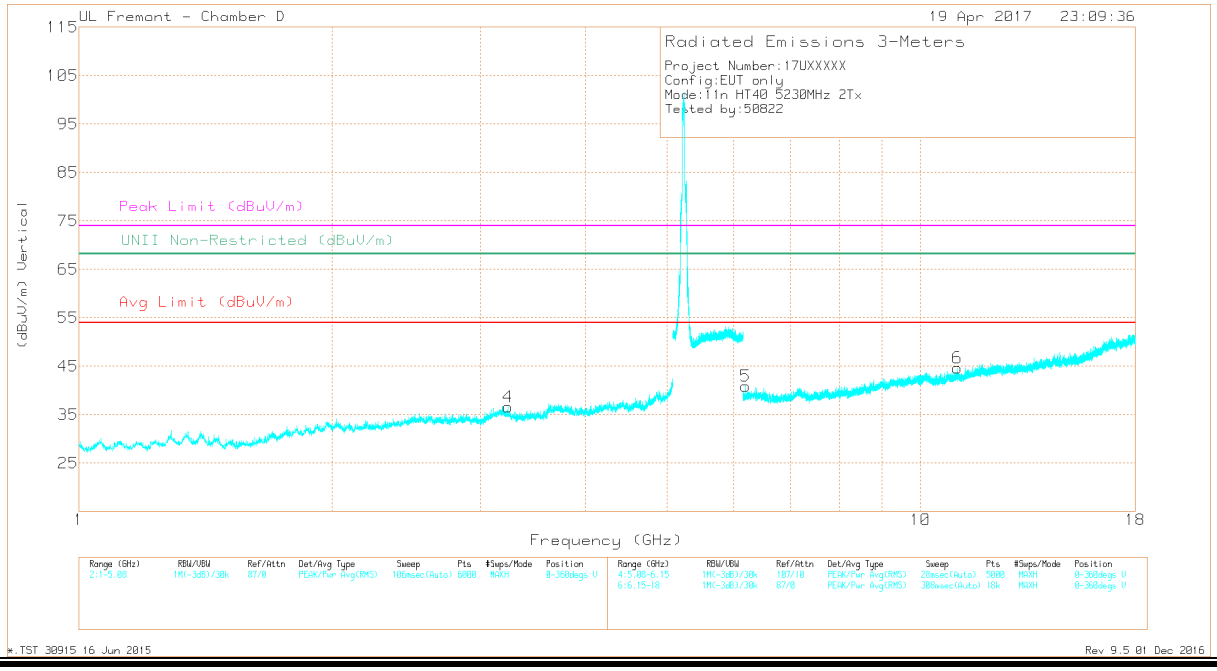

This report shall not be reproduced except in full, without the written approval of UL Verification Services Inc.

DATA

Marker	Frequency (GHz)	Meter Reading (dBuV)	Det	AF T862 (dB/m)	Amp/Cbl/Fltr/Pad (dB)	DC Corr (dB)	Corrected Reading (dBuV/m)	Avg Limit (dBuV/m)	Margin (dB)	Peak Limit (dBuV/m)	PK Margin (dB)	UNII Non-Restricted (dBuV/m)	PK Margin (dB)	Azimuth (Degs)	Height (cm)	Polarity
1	* 5.05	37.98	PK-U	34.3	-25.6		46.68	-	-	74	-27.32	-	-	291	311	H
	* 5.051	26.38	ADR	34.3	-25.6	.1	35.18	54	-18.82	-	-	-	-	291	311	H
3	* 10.657	34.21	PK-U	37.1	-21.8		49.51	-	-	74	-24.49	-	-	286	199	H
	* 10.66	22.71	ADR	37.1	-21.8	.1	38.11	54	-15.89	-	-	-	-	286	199	H
6	* 11.068	34.37	PK-U	37.7	-21.3		50.77	-	-	74	-23.23	-	-	277	196	V
	* 11.067	22.51	ADR	37.7	-21.2	.1	39.11	54	-14.89	-	-	-	-	277	196	V
4	3.232	27.53	ADR	33.4	-29.6		31.33	-	-	-	-	-	-	117	158	V
	3.233	39.77	PK-U	33.3	-29.6		43.47	-	-	-	-	68.2	-24.73	117	158	V
2	5.777	42.16	PK-U	35.1	-17.6		59.66	-	-	-	-	68.2	-8.54	147	144	H
	5.777	29.84	ADR	35.1	-17.6		47.34	-	-	-	-	-	-	147	144	H
5	6.196	37.05	PK-U	35.6	-26.4		46.25	-	-	-	-	68.2	-21.95	265	266	V
	6.196	25.5	ADR	35.6	-26.4		34.7	-	-	-	-	-	-	265	266	V

* - indicates frequency in CFR47 Pt 15 / IC RSS-Restricted Band

PK-U - U-NII: Maximum Peak

ADR - U-NII AD primary method, RMS average

*.TST 30915 16 Jun 2015

Rev 9.5 01 Dec 2016

UL VERIFICATION SERVICES INC. FORM NO: CCSUP4701J
47173 BENICIA STREET, FREMONT, CA 94538, USA TEL: (510) 771-1000 FAX: (510) 661-0888

This report shall not be reproduced except in full, without the written approval of UL Verification Services Inc.

9.1.7. 11ac HT80 UAT 2 SISO MODE IN THE 5.2GHz BAND

RESTRICTED BANDEDGE (LOW CHANNEL)

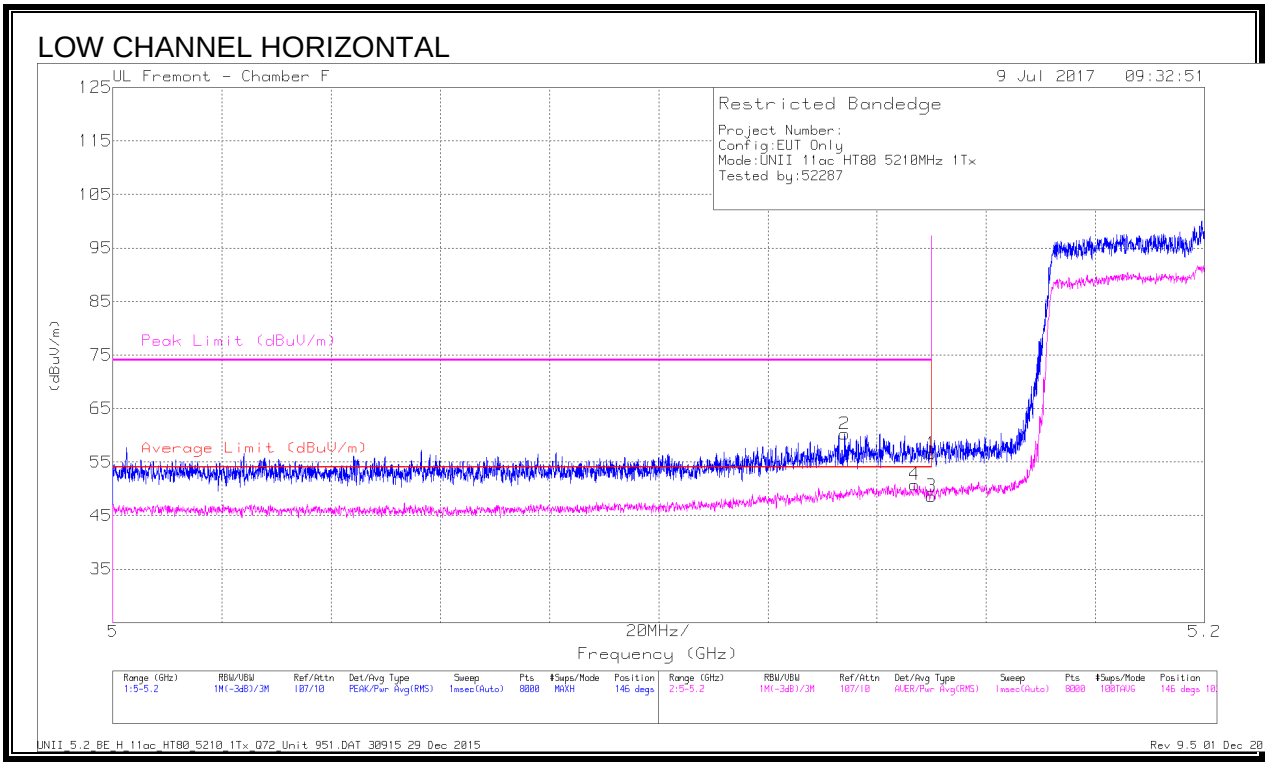

Marker	Frequency (GHz)	Meter Reading (dBuV)	Det	AF T119 (dB/m)	Amp/Cbl/Fltr/Pad (dB)	DC Corr (dB)	Corrected Reading (dBuV/m)	Average Limit (dBuV/m)	Margin (dB)	Peak Limit (dBuV/m)	PK Margin (dB)	Azimuth (Degs)	Height (cm)	Polarity
1	* 5.15	40.8	Pk	34.5	-18.7	0	56.6	-	-	74	-17.4	146	102	H
2	* 5.134	44.55	Pk	34.4	-18.7	0	60.25	-	-	74	-13.75	146	102	H
3	* 5.15	32.79	RMS	34.5	-18.7	.19	48.78	54	-5.22	-	-	146	102	H
4	* 5.147	35.09	RMS	34.4	-18.7	.19	50.98	54	-3.02	-	-	146	102	H

* - indicates frequency in CFR47 Pt 15 / IC RSS-Restricted Band
Pk - Peak detector
RMS - RMS detection
BandEdge 5-5.150GHz UNII - H.TST 30915 29 Dec 2015
Rev 9.5 01 Dec 2016

This report shall not be reproduced except in full, without the written approval of UL Verification Services Inc.

LOW CHANNEL VERTICAL

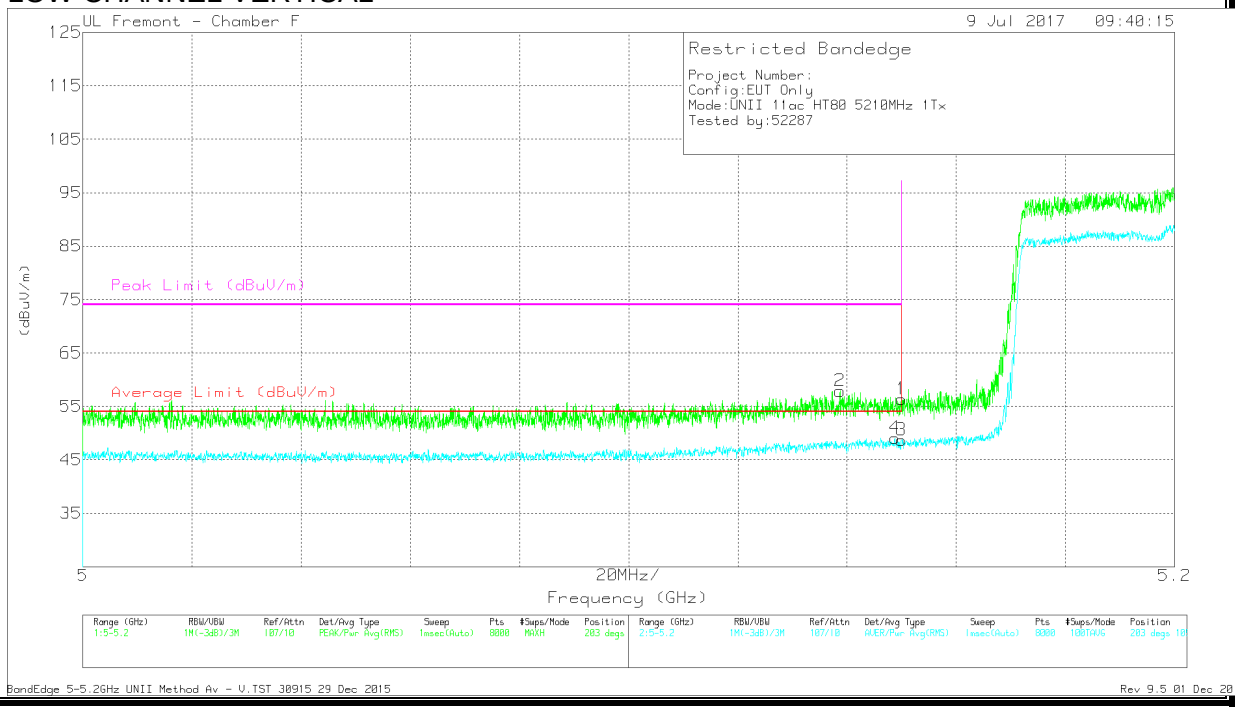

Marker	Frequency (GHz)	Meter Reading (dBuV)	Det	AF T119 (dB/m)	Amp/Cbl/Fltr/Pad (dB)	DC Corr (dB)	Corrected Reading (dBuV/m)	Average Limit (dBuV/m)	Margin (dB)	Peak Limit (dBuV/m)	PK Margin (dB)	Azimuth (Degs)	Height (cm)	Polarity
1	* 5.15	40.57	Pk	34.5	-18.7	0	56.37	-	-	74	-17.63	203	105	V
2	* 5.139	42.2	Pk	34.4	-18.7	0	57.9	-	-	74	-16.1	203	105	V
3	* 5.15	32.71	RMS	34.5	-18.7	.19	48.7	54	-5.3	-	-	203	105	V
4	* 5.149	33.11	RMS	34.5	-18.7	.19	49.1	54	-4.9	-	-	203	105	V

* - indicates frequency in CFR47 Pt 15 / IC RSS-Restricted Band
Pk - Peak detector
RMS - RMS detection
BandEdge 5-5.150GHz UNII - V.TST 30915 29 Dec 2015
Rev 9.5 01 Dec 2016

UL VERIFICATION SERVICES INC. FORM NO: CCSUP4701J
47173 BENICIA STREET, FREMONT, CA 94538, USA TEL: (510) 771-1000 FAX: (510) 661-0888
This report shall not be reproduced except in full, without the written approval of UL Verification Services Inc.

9.1.8. 11ac HT80 LAT 3 SISO MODE IN THE 5.2GHz BAND

RESTRICTED BANDEDGE (LOW CHANNEL)

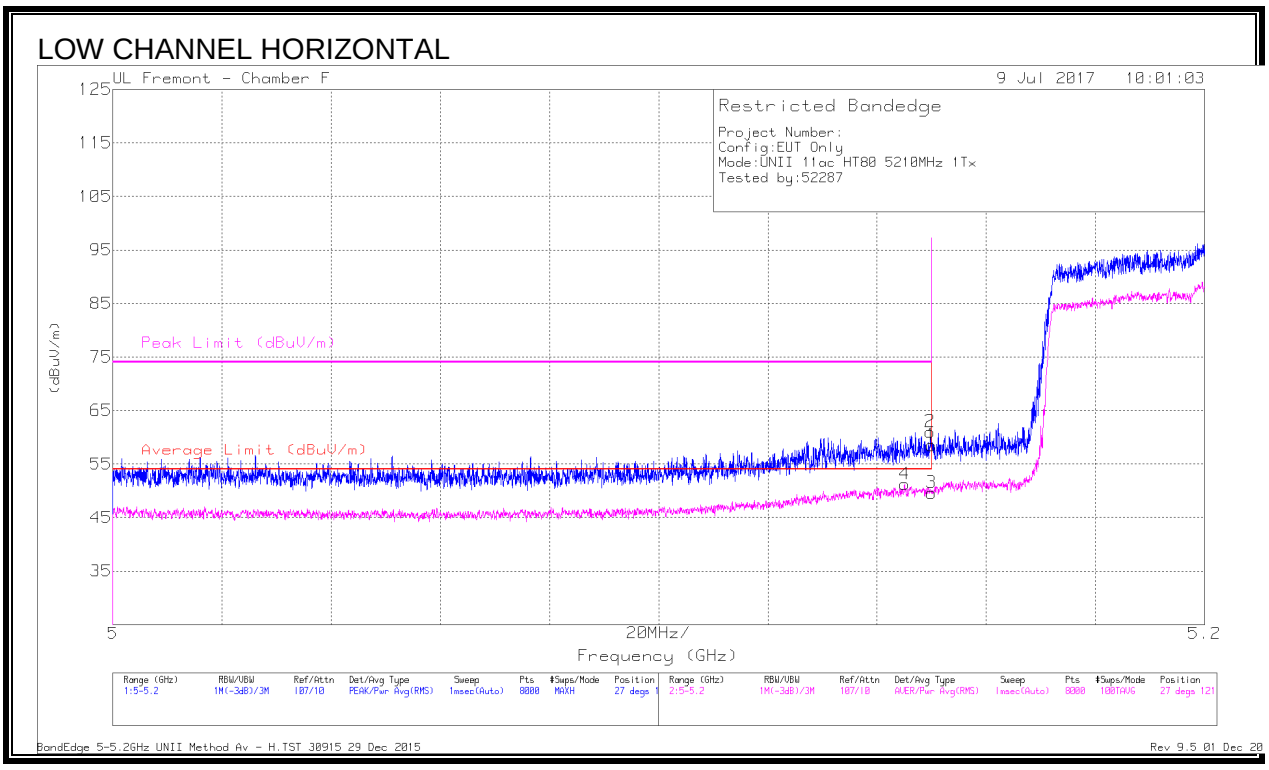

Marker	Frequency (GHz)	Meter Reading (dBuV)	Det	AF T119 (dB/m)	Amp/Cbl/Fltr/Pad (dB)	DC Corr (dB)	Corrected Reading (dBuV/m)	Average Limit (dBuV/m)	Margin (dB)	Peak Limit (dBuV/m)	PK Margin (dB)	Azimuth (Degs)	Height (cm)	Polarity
1	* 5.15	42.7	Pk	34.5	-18.7	0	58.5	-	-	74	-15.5	27	121	H
2	* 5.15	45.23	Pk	34.5	-18.7	0	61.03	-	-	74	-12.97	27	121	H
3	* 5.15	33.64	RMS	34.5	-18.7	.19	49.63	54	-4.37	-	-	27	121	H
4	* 5.145	35.26	RMS	34.4	-18.6	.19	51.25	54	-2.75	-	-	27	121	H

* - indicates frequency in CFR47 Pt 15 / IC RSS-Restricted Band
Pk - Peak detector
RMS - RMS detection
BandEdge 5-5.150GHz UNII - H.TST 30915 29 Dec 2015
Rev 9.5 01 Dec 2016

This report shall not be reproduced except in full, without the written approval of UL Verification Services Inc.

LOW CHANNEL VERTICAL

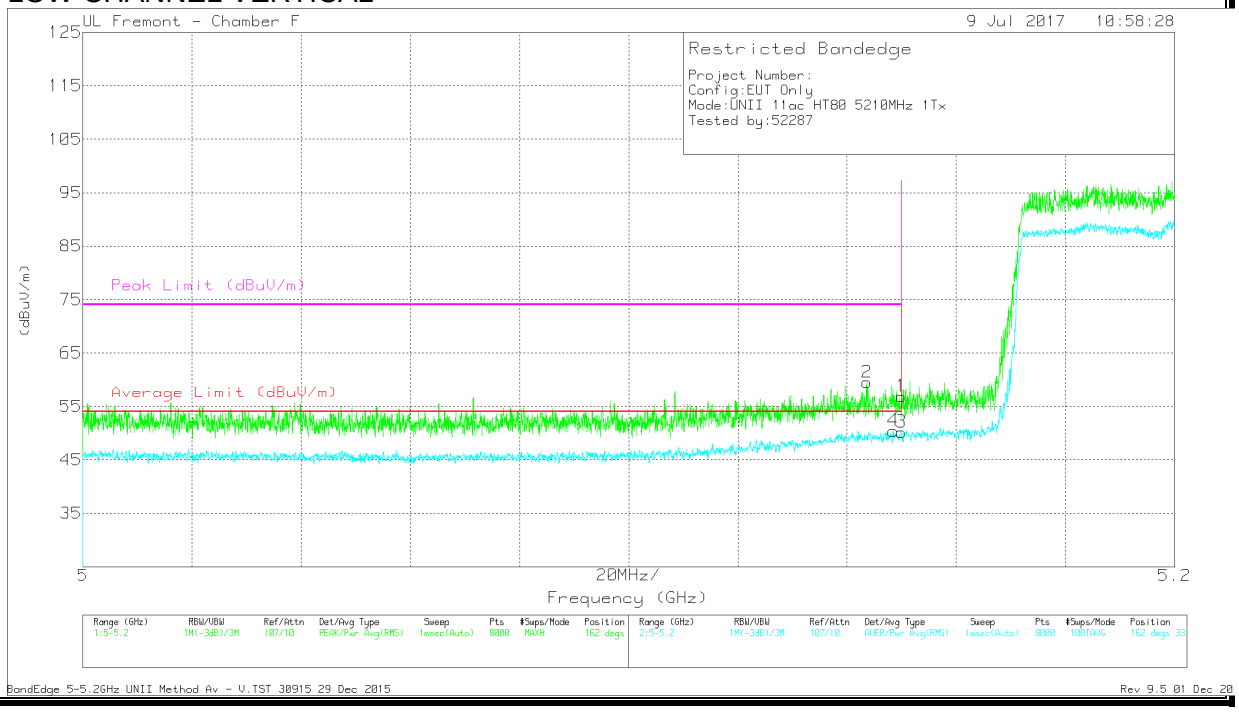

Marker	Frequency (GHz)	Meter Reading (dBuV)	Det	AF T119 (dB/m)	Amp/Cbl/Fltr/Pad (dB)	DC Corr (dB)	Corrected Reading (dBuV/m)	Average Limit (dBuV/m)	Margin (dB)	Peak Limit (dBuV/m)	PK Margin (dB)	Azimuth (Degs)	Height (cm)	Polarity
1	* 5.15	41.08	Pk	34.5	-18.7	0	56.88	-	-	74	-17.12	162	337	V
2	* 5.144	43.71	Pk	34.4	-18.6	0	59.51	-	-	74	-14.49	162	337	V
3	* 5.15	34.19	RMS	34.5	-18.7	.19	50.18	54	-3.82	-	-	162	337	V
4	* 5.148	34.41	RMS	34.5	-18.7	.19	50.4	54	-3.6	-	-	162	337	V

* - indicates frequency in CFR47 Pt 15 / IC RSS-Restricted Band
Pk - Peak detector
RMS - RMS detection
BandEdge 5-5.150GHz UNII - V.TST 30915 29 Dec 2015
Rev 9.5 01 Dec 2016

UL VERIFICATION SERVICES INC. FORM NO: CCSUP4701J
47173 BENICIA STREET, FREMONT, CA 94538, USA TEL: (510) 771-1000 FAX: (510) 661-0888
This report shall not be reproduced except in full, without the written approval of UL Verification Services Inc.

9.1.9. 11ac HT80 2TX CDD MIMO MODE IN THE 5.2GHz BAND BE

RESTRICTED BANDEDGE (LOW CHANNEL)

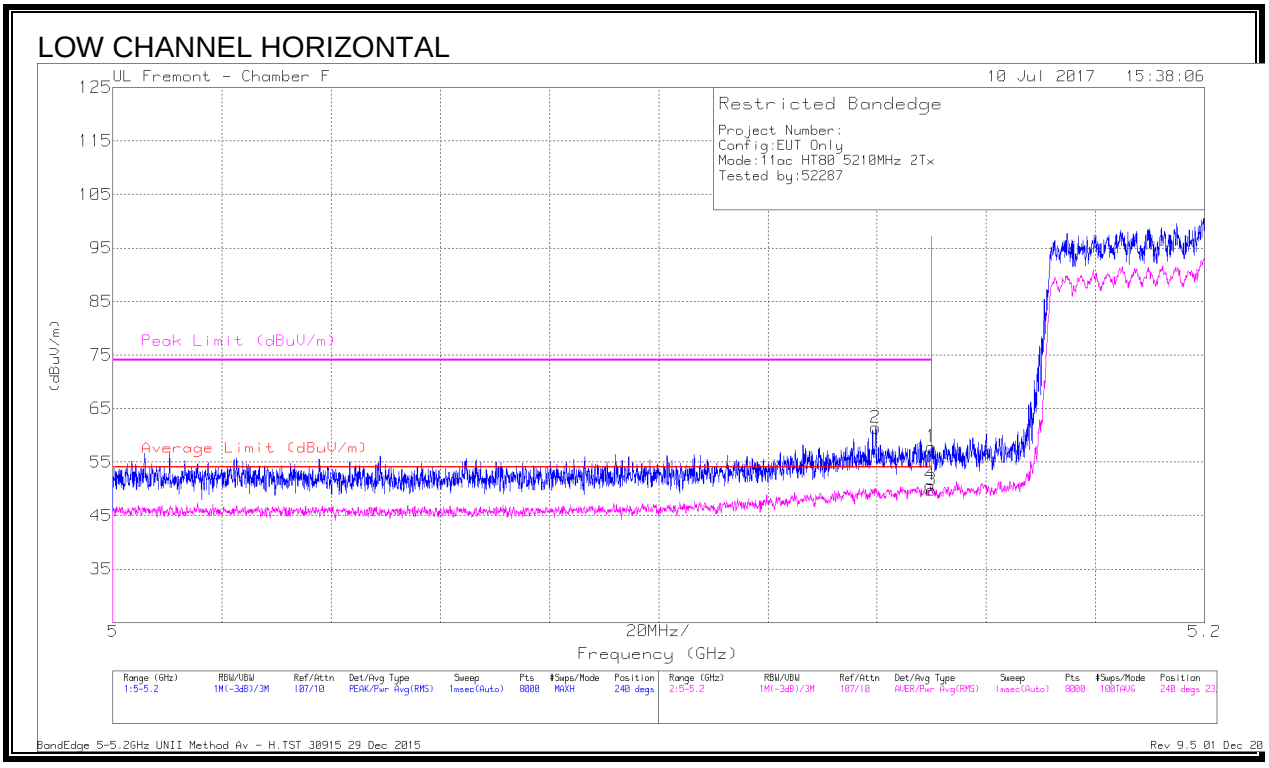

Marker	Frequency (GHz)	Meter Reading (dBuV)	Det	AF T119 (dB/m)	Amp/Cbl/Fltr/Pad (dB)	DC Corr (dB)	Corrected Reading (dBuV/m)	Average Limit (dBuV/m)	Margin (dB)	Peak Limit (dBuV/m)	PK Margin (dB)	Azimuth (Degs)	Height (cm)	Polarity
1	* 5.15	42.05	Pk	34.5	-18.7	0	57.85	-	-	74	-16.15	240	232	H
2	* 5.14	45.63	Pk	34.4	-18.6	0	61.43	-	-	74	-12.57	240	232	H
3	* 5.15	33.8	RMS	34.5	-18.7	.19	49.79	54	-4.21	-	-	240	232	H
4	* 5.15	34.71	RMS	34.5	-18.7	.19	50.7	54	-3.3	-	-	240	232	H

* - indicates frequency in CFR47 Pt 15 / IC RSS-Restricted Band
Pk - Peak detector
RMS - RMS detection
BandEdge 5-5.2GHz UNII Method Av - H.TST 30915 16 Jun 2015
Rev 9.5 01 Dec 2016

This report shall not be reproduced except in full, without the written approval of UL Verification Services Inc.

LOW CHANNEL VERTICAL

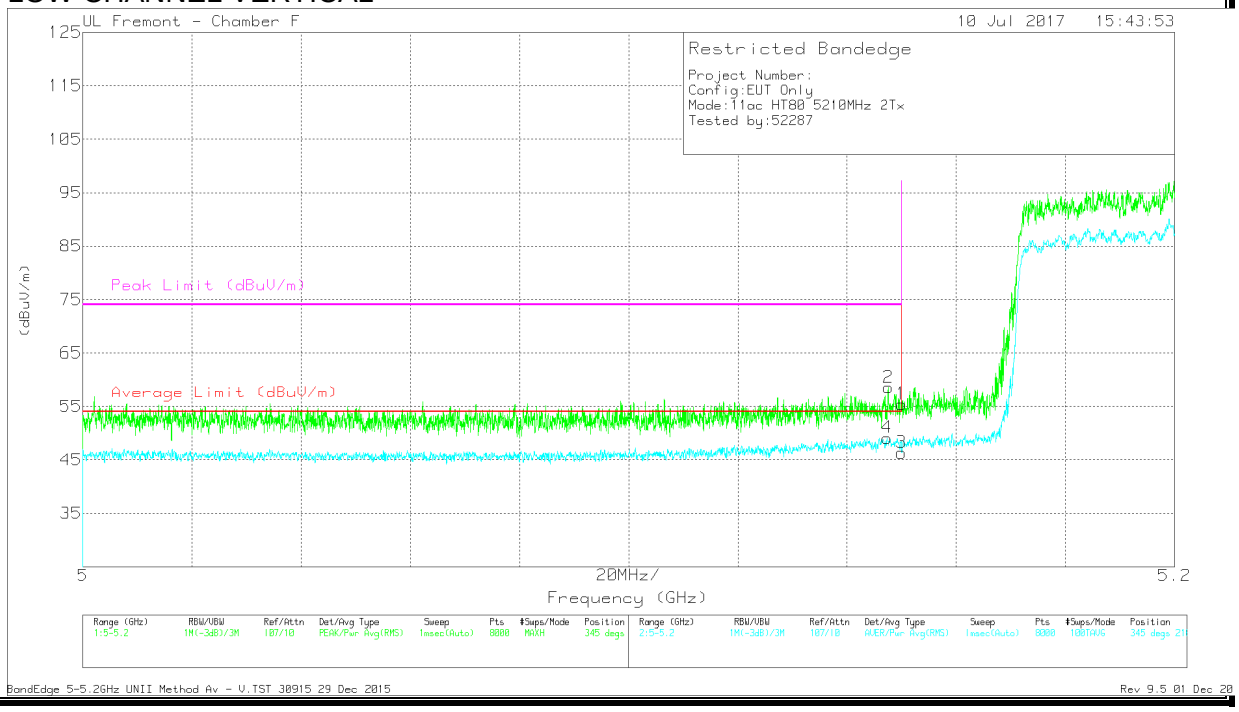

Marker	Frequency (GHz)	Meter Reading (dBuV)	Det	AF T119 (dB/m)	Amp/Cbl/Fltr/Pad (dB)	DC Corr (dB)	Corrected Reading (dBuV/m)	Average Limit (dBuV/m)	Margin (dB)	Peak Limit (dBuV/m)	PK Margin (dB)	Azimuth (Degs)	Height (cm)	Polarity
1	* 5.15	39.62	Pk	34.5	-18.7	0	55.42	-	-	74	-18.58	345	216	V
2	* 5.148	42.83	Pk	34.4	-18.7	0	58.53	-	-	74	-15.47	345	216	V
3	* 5.15	30.35	RMS	34.5	-18.7	.19	46.34	54	-7.66	-	-	345	216	V
4	* 5.147	33.22	RMS	34.4	-18.7	.19	49.11	54	-4.89	-	-	345	216	V

* - indicates frequency in CFR47 Pt 15 / IC RSS-Restricted Band
Pk - Peak detector
RMS - RMS detection
BandEdge 5-5.150GHz UNII - V.TST 30915 29 Dec 2015
Rev 9.5 01 Dec 2016

This report shall not be reproduced except in full, without the written approval of UL Verification Services Inc.

HARMONICS AND SPURIOUS EMISSIONS

LOW CHANNEL HORIZONTAL

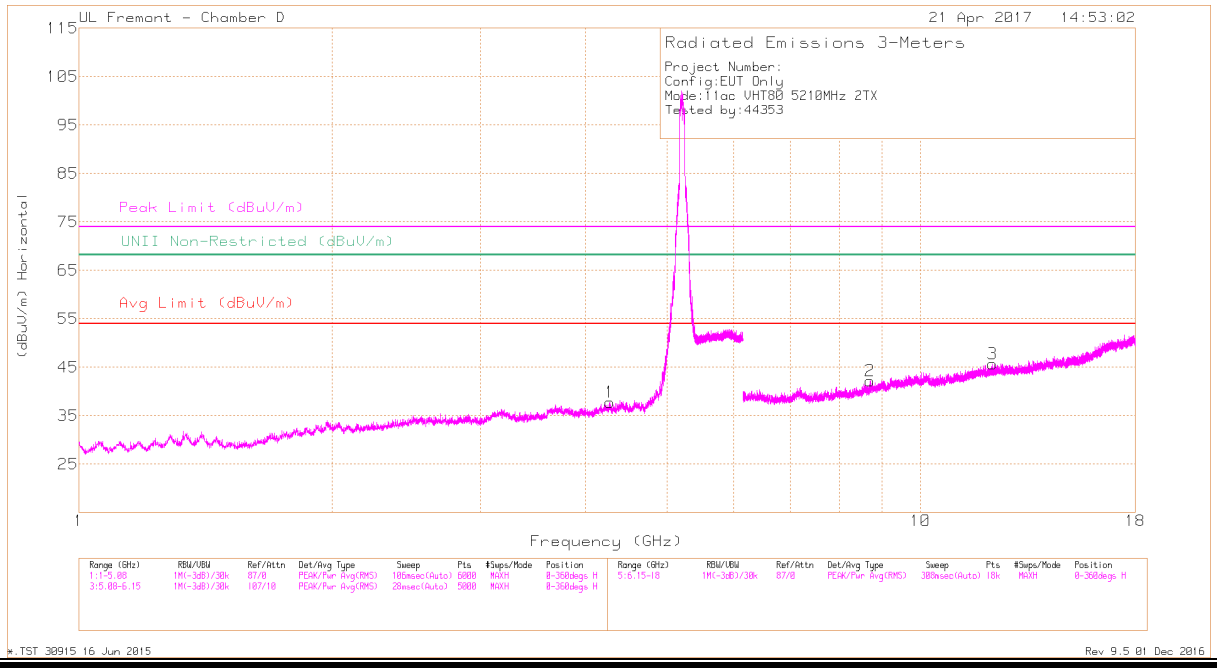

LOW CHANNEL VERTICAL

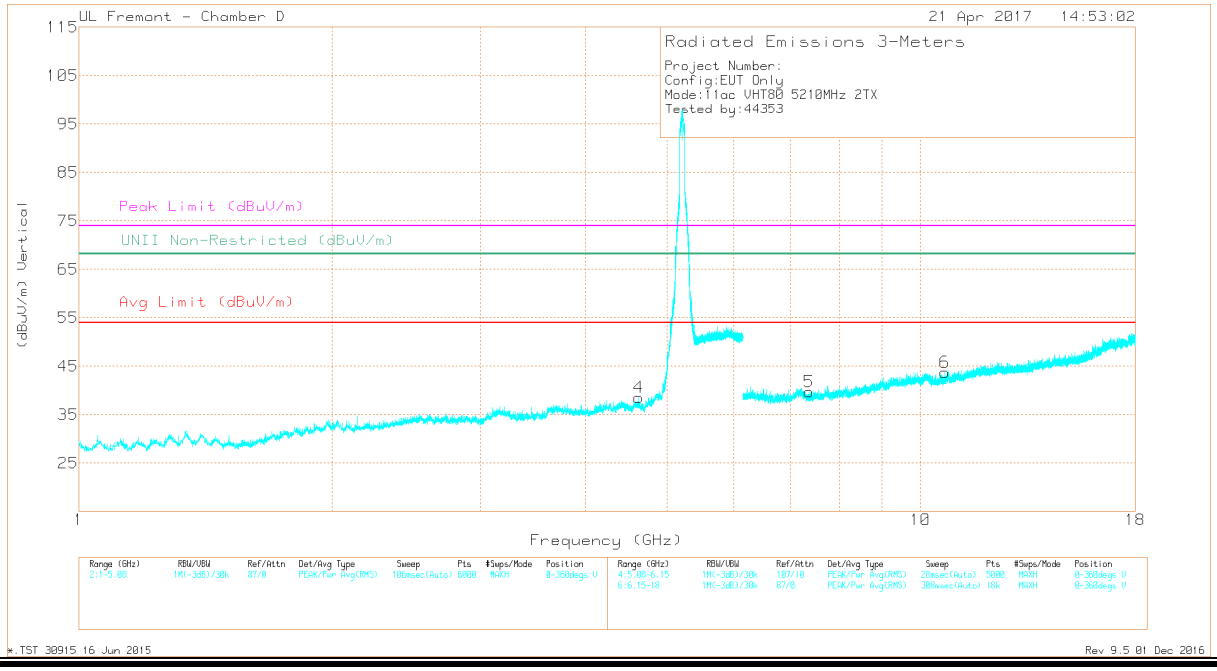

This report shall not be reproduced except in full, without the written approval of UL Verification Services Inc.

Data

Marker	Frequency (GHz)	Meter Reading (dBuV)	Det	AF T862 (dB/m)	Amp/Cbl/Fltr/Pad (dB)	DC Corr (dB)	Corrected Reading (dBuV/m)	Avg Limit (dBuV/m)	Margin (dB)	Peak Limit (dBuV/m)	PK Margin (dB)	UNII Non-Restricted (dBuV/m)	PK Margin (dB)	Azimuth (Degs)	Height (cm)	Polarity
1	* 4.274	37.94	PK-U	33.5	-27.6	0	43.84	-	-	74	-30.16	-	-	236	101	H
	* 4.276	26.83	ADR	33.5	-27.7	.19	32.82	54	-21.18	-	-	-	-	236	101	H
4	* 4.628	38.17	PK-U	34.1	-26.9	0	45.37	-	-	74	-28.63	-	-	105	284	V
	* 4.63	26.7	ADR	34	-26.9	.19	33.99	54	-20.01	-	-	-	-	105	284	V
3	* 12.17	34.58	PK-U	39	-21.8	0	51.78	-	-	74	-22.22	-	-	55	230	H
	* 12.173	23.48	ADR	39	-21.8	.19	40.87	54	-13.13	-	-	-	-	55	230	H
5	* 7.367	36.5	PK-U	35.6	-25.4	0	46.7	-	-	74	-27.3	-	-	351	177	V
	* 7.366	25.05	ADR	35.6	-25.4	.19	35.44	54	-18.56	-	-	-	-	351	177	V
6	* 10.687	34.14	PK-U	37.1	-21.8	0	49.44	-	-	74	-24.56	-	-	143	306	V
	* 10.685	23.52	ADR	37.1	-21.8	.19	39.01	54	-14.99	-	-	-	-	143	306	V
2	8.715	35.23	PK-U	36.2	-23.1	0	48.33	-	-	-	-	68.2	-19.87	224	200	H

* - indicates frequency in CFR47 Pt 15 / IC RSS-Restricted Band

PK-U - U-NII: Maximum Peak

ADR - U-NII AD primary method, RMS average

*.TST 30915 16 Jun 2015

Rev 9.5 01 Dec 2016

This report shall not be reproduced except in full, without the written approval of UL Verification Services Inc.

9.1.10. 11n HT20 UAT 2 SISO MODE IN THE 5.3GHz BAND

AUTHORIZED BANDEDGE (HIGH CHANNEL)

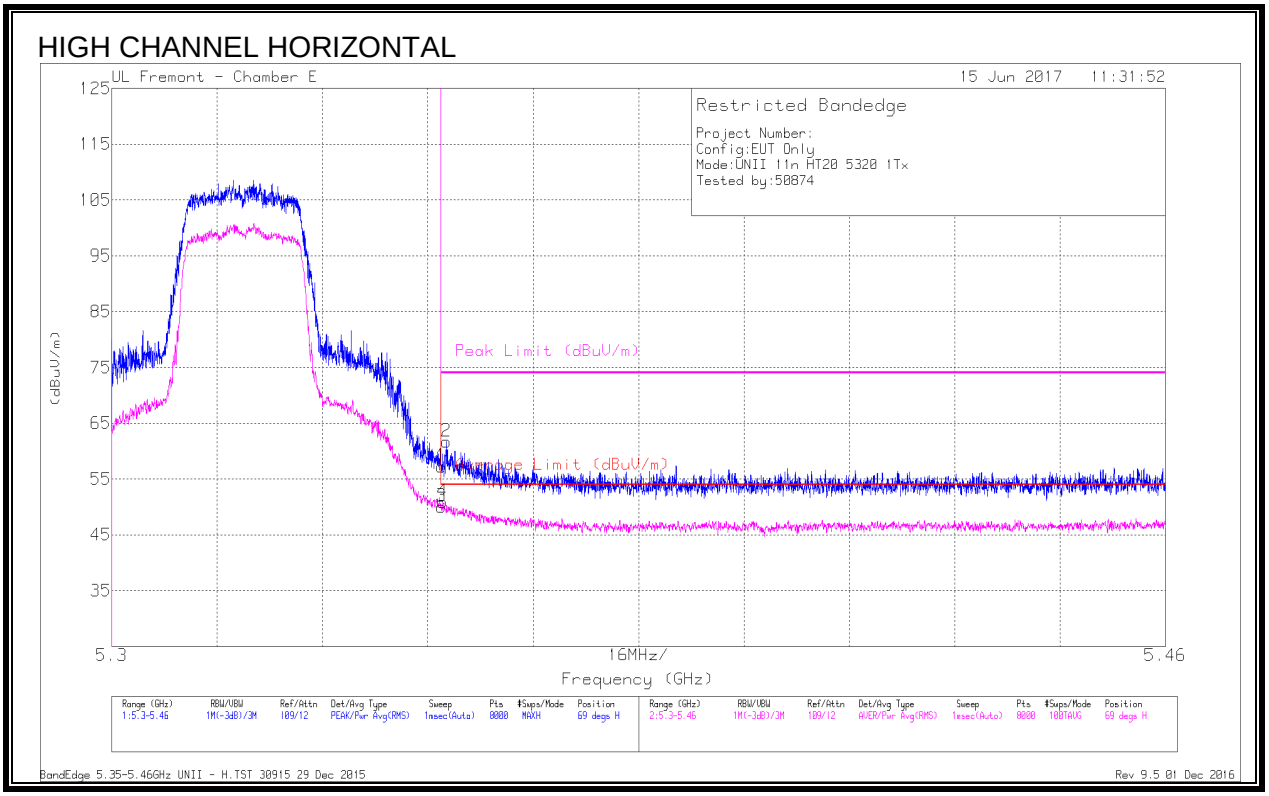

Marker	Frequency (GHz)	Meter Reading (dBuV)	Det	AF T136 (dB/m)	Amp/Cbl /Fltr/Pad (dB)	Corrected Reading (dBuV/m)	Average Limit (dBuV/m)	Margin (dB)	Peak Limit (dBuV/m)	PK Margin (dB)	Azimuth (Degs)	Height (cm)	Polarity
1	* 5.35	41.36	Pk	35.2	-19.3	57.26	-	-	74	-16.74	69	250	H
3	* 5.35	34.15	RMS	35.2	-19.3	50.05	54	-3.95	-	-	69	250	H
4	* 5.35	35.04	RMS	35.2	-19.3	50.94	54	-3.06	-	-	69	250	H
2	* 5.351	45.84	Pk	35.2	-19.3	61.74	-	-	74	-12.26	69	250	H

* - indicates frequency in CFR47 Pt 15 / IC RSS-Restricted Band
Pk - Peak detector
RMS - RMS detection
BandEdge 5.35-5.46GHz UNII - H.TST 30915 29 Dec 2015
Rev 9.5 01 Dec 2016

This report shall not be reproduced except in full, without the written approval of UL Verification Services Inc.

HIGH CHANNEL VERTICAL

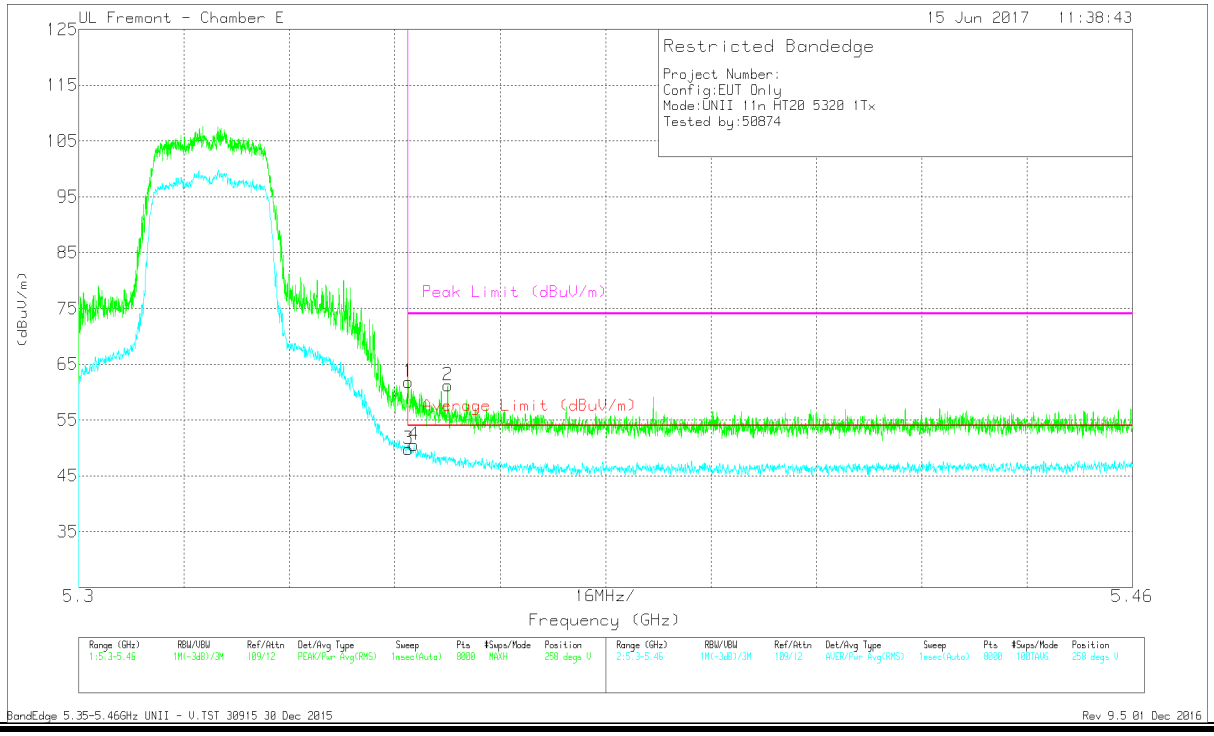

Marker	Frequency (GHz)	Meter Reading (dBuV)	Det	AF T136 (dB/m)	Amp/Cbl /Fltr/Pad (dB)	Corrected Reading (dBuV/m)	Average Limit (dBuV/m)	Margin (dB)	Peak Limit (dBuV/m)	PK Margin (dB)	Azimuth (Degs)	Height (cm)	Polarity
1	* 5.35	45.91	Pk	35.2	-19.3	61.81	-	-	74	-12.19	258	255	V
3	* 5.35	33.89	RMS	35.2	-19.3	49.79	54	-4.21	-	-	258	255	V
4	* 5.351	34.59	RMS	35.2	-19.3	50.49	54	-3.51	-	-	258	255	V
2	* 5.356	45.29	Pk	35.2	-19.3	61.19	-	-	74	-12.81	258	255	V

* - indicates frequency in CFR47 Pt 15 / IC RSS-Restricted Band
Pk - Peak detector
RMS - RMS detection
BandEdge 5.35-5.46GHz UNII - V.TST 30915 30 Dec 2015
Rev 9.5 01 Dec 2016

This report shall not be reproduced except in full, without the written approval of UL Verification Services Inc.

9.1.11. 11n HT20 LAT 3 SISO MODE IN THE 5.3GHz BAND

AUTHORIZED BANDEDGE (HIGH CHANNEL)

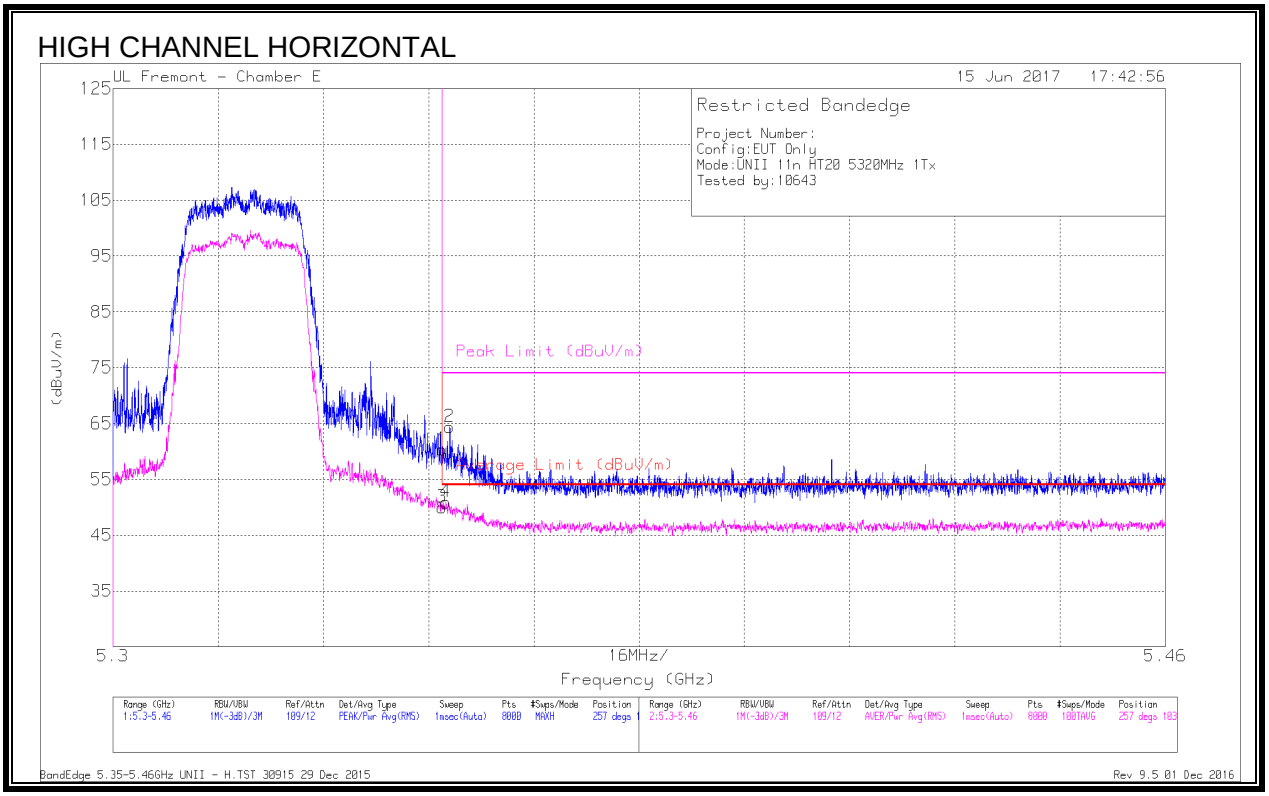

Marker	Frequency (GHz)	Meter Reading (dBuV)	Det	AF T136 (dB/m)	Amp/Cbl /Fltr/Pad (dB)	Corrected Reading (dBuV/m)	Average Limit (dBuV/m)	Margin (dB)	Peak Limit (dBuV/m)	PK Margin (dB)	Azimuth (Degs)	Height (cm)	Polarity
1	* 5.35	44.45	Pk	35.2	-19.3	60.35	-	-	74	-13.65	257	103	H
3	* 5.35	34.05	RMS	35.2	-19.3	49.95	54	-4.05	-	-	257	103	H
2	* 5.351	48.45	Pk	35.2	-19.3	64.35	-	-	74	-9.65	257	103	H
4	* 5.351	35	RMS	35.2	-19.3	50.9	54	-3.1	-	-	257	103	H

* - indicates frequency in CFR47 Pt 15 / IC RSS-Restricted Band
Pk - Peak detector
RMS - RMS detection
BandEdge 5.35-5.46GHz UNII - H.TST 30915 29 Dec 2015
Rev 9.5 01 Dec 2016

This report shall not be reproduced except in full, without the written approval of UL Verification Services Inc.

HIGH CHANNEL VERTICAL

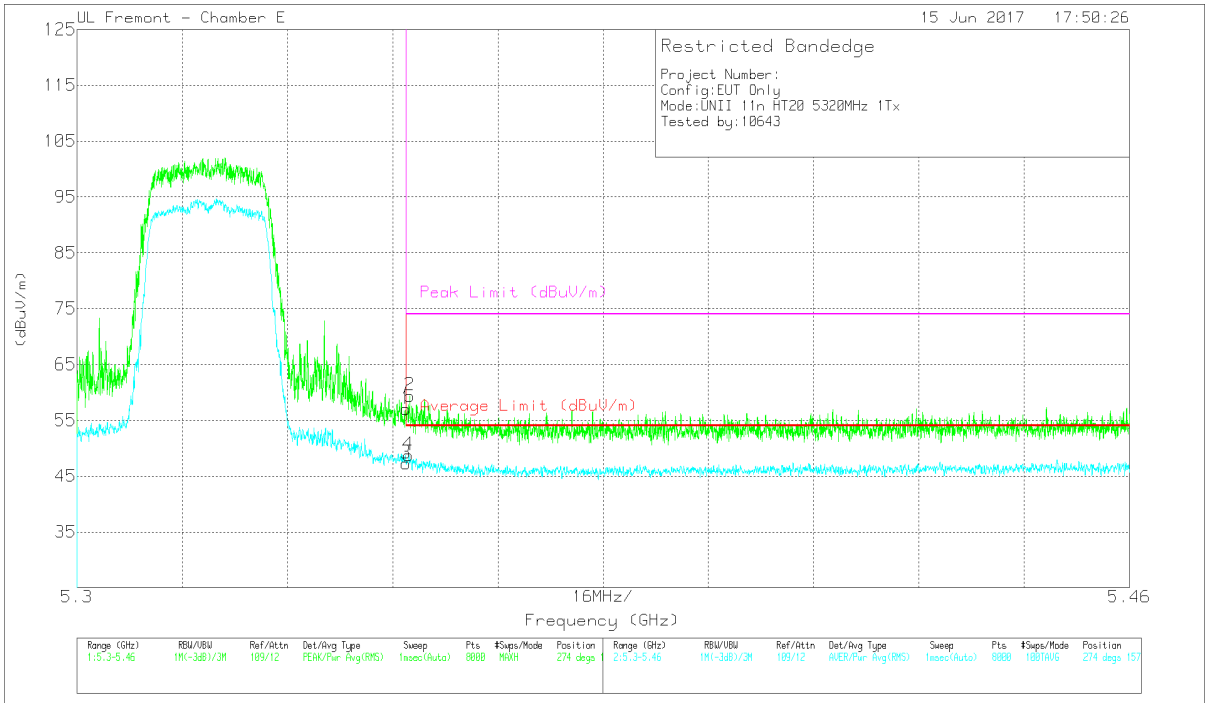

Marker	Frequency (GHz)	Meter Reading (dBuV)	Det	AF T136 (dB/m)	Amp/Cbl /Fltr/Pad (dB)	Corrected Reading (dBuV/m)	Average Limit (dBuV/m)	Margin (dB)	Peak Limit (dBuV/m)	PK Margin (dB)	Azimuth (Degs)	Height (cm)	Polarity
1	* 5.35	41.17	Pk	35.2	-19.3	57.07	-	-	74	-16.93	274	157	V
3	* 5.35	31.4	RMS	35.2	-19.3	47.3	54	-6.7	-	-	274	157	V
4	* 5.35	32.88	RMS	35.2	-19.3	48.78	54	-5.22	-	-	274	157	V
2	* 5.351	43.52	Pk	35.2	-19.3	59.42	-	-	74	-14.58	274	157	V

* - indicates frequency in CFR47 Pt 15 / IC RSS-Restricted Band
Pk - Peak detector
RMS - RMS detection
BandEdge 5.35-5.46GHz UNII - V.TST 30915 30 Dec 2015
Rev 9.5 01 Dec 2016

This report shall not be reproduced except in full, without the written approval of UL Verification Services Inc.

HARMONICS AND SPURIOUS EMISSIONS

Noted: Covered by 802.11n HT20 2Tx (UAT 2 + LAT 3) CDD MODE IN THE 5.3 GHz BAND

UL VERIFICATION SERVICES INC. FORM NO: CCSUP4701J
47173 BENICIA STREET, FREMONT, CA 94538, USA TEL: (510) 771-1000 FAX: (510) 661-0888
This report shall not be reproduced except in full, without the written approval of UL Verification Services Inc.

9.1.12. 11n HT20 2TX CDD MIMO MODE IN THE 5.3GHz BAND

AUTHORIZED BANDEDGE (HIGH CHANNEL)

HIGH CHANNEL HORIZONTAL

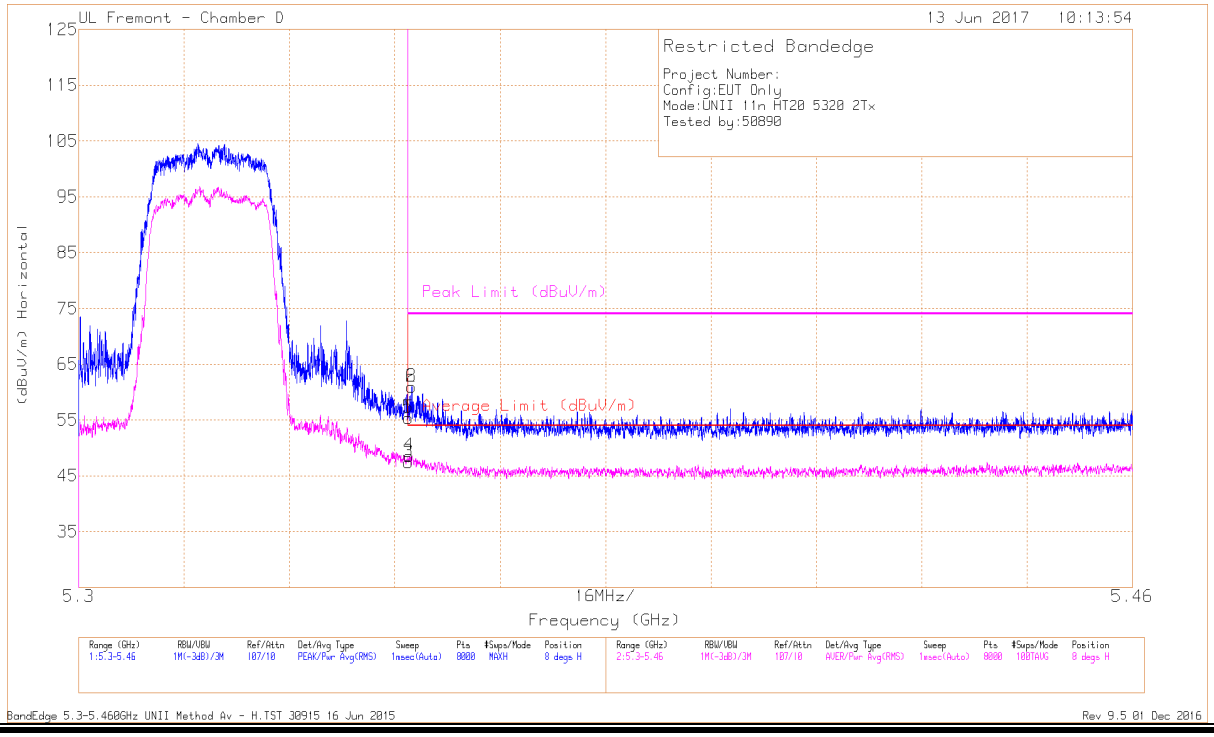

Marker	Frequency (GHz)	Meter Reading (dBuV)	Det	AF T120 (dB/m)	Amp/Cbl /Fltr/Pad (dB)	Corrected Reading (dBuV/m)	Average Limit (dBuV/m)	Margin (dB)	Peak Limit (dBuV/m)	PK Margin (dB)	Azimuth (Degs)	Height (cm)	Polarity
1	* 5.35	39.14	Pk	34.6	-18.4	55.34	-	-	74	-18.66	8	176	H
5	* 5.35	39.14	Pk	34.6	-18.4	55.34	-	-	74	-18.66	8	176	H
3	* 5.35	31.2	RMS	34.6	-18.4	47.4	54	-6.6	-	-	8	176	H
4	* 5.35	32.39	RMS	34.6	-18.4	48.59	54	-5.41	-	-	8	176	H
2	* 5.351	44.74	Pk	34.6	-18.4	60.94	-	-	74	-13.06	8	176	H
6	* 5.351	44.74	Pk	34.6	-18.4	60.94	-	-	74	-13.06	8	176	H

* - indicates frequency in CFR47 Pt 15 / IC RSS-Restricted Band
Pk - Peak detector
RMS - RMS detection
BandEdge 5.3-5.460GHz UNII Method Av - H.TST 30915 16 Jun 2015
Rev 9.5 01 Dec 2016

This report shall not be reproduced except in full, without the written approval of UL Verification Services Inc.

HIGH CHANNEL VERTICAL

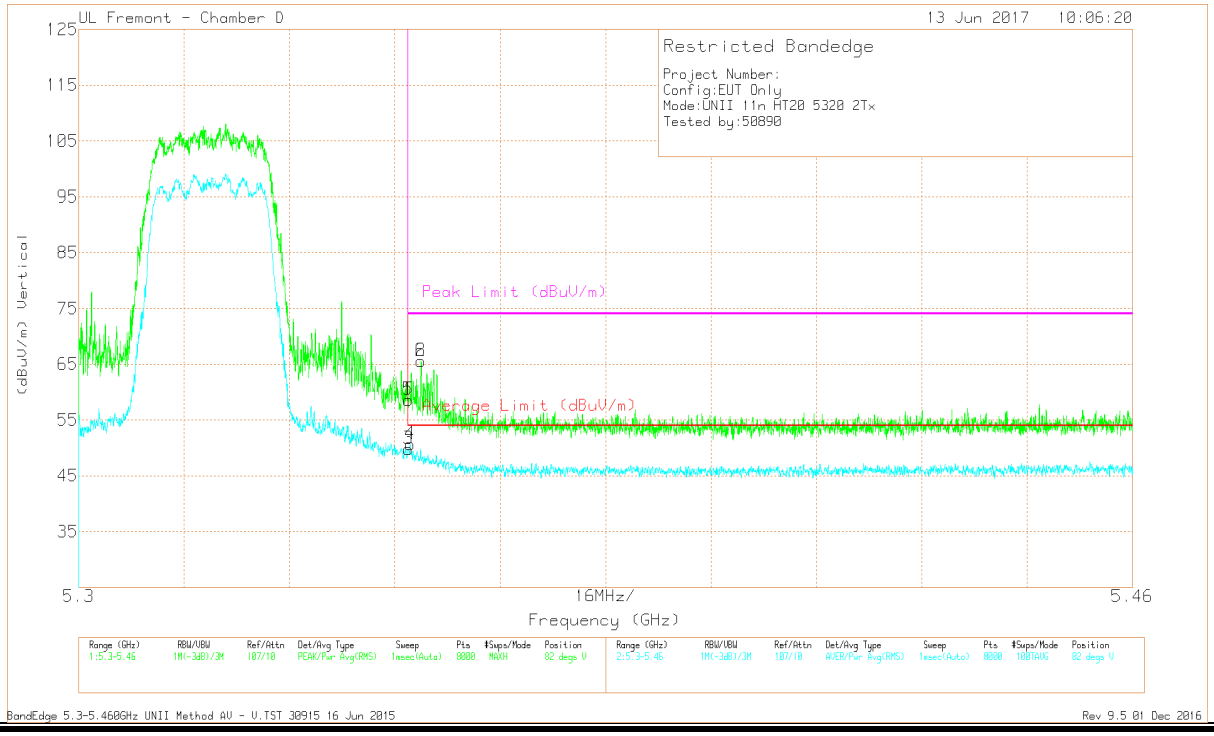

Marker	Frequency (GHz)	Meter Reading (dBuV)	Det	AF T120 (dB/m)	Amp/Cbl /Fltr/Pad (dB)	Corrected Reading (dBuV/m)	Average Limit (dBuV/m)	Margin (dB)	Peak Limit (dBuV/m)	PK Margin (dB)	Azimuth (Degs)	Height (cm)	Polarity
1	* 5.35	42.37	Pk	34.6	-18.4	58.57	-	-	74	-15.43	82	280	V
2	* 5.352	49.38	Pk	34.6	-18.4	65.58	-	-	74	-8.42	82	280	V
5	* 5.35	42.37	Pk	34.6	-18.4	58.57	-	-	74	-15.43	82	280	V
6	* 5.352	49.38	Pk	34.6	-18.4	65.58	-	-	74	-8.42	82	280	V
3	* 5.35	33.58	RMS	34.6	-18.4	49.78	54	-4.22	-	-	82	280	V
4	* 5.35	34.41	RMS	34.6	-18.4	50.61	54	-3.39	-	-	82	280	V

* - indicates frequency in CFR47 Pt 15 / IC RSS-Restricted Band
Pk - Peak detector
RMS - RMS detection
BandEdge 5.3-5.460GHz UNII Method AV - V.TST 30915 16 Jun 2015
Rev 9.5 01 Dec 2016

This report shall not be reproduced except in full, without the written approval of UL Verification Services Inc.

HARMONICS AND SPURIOUS EMISSIONS

LOW CHANNEL HORIZONTAL

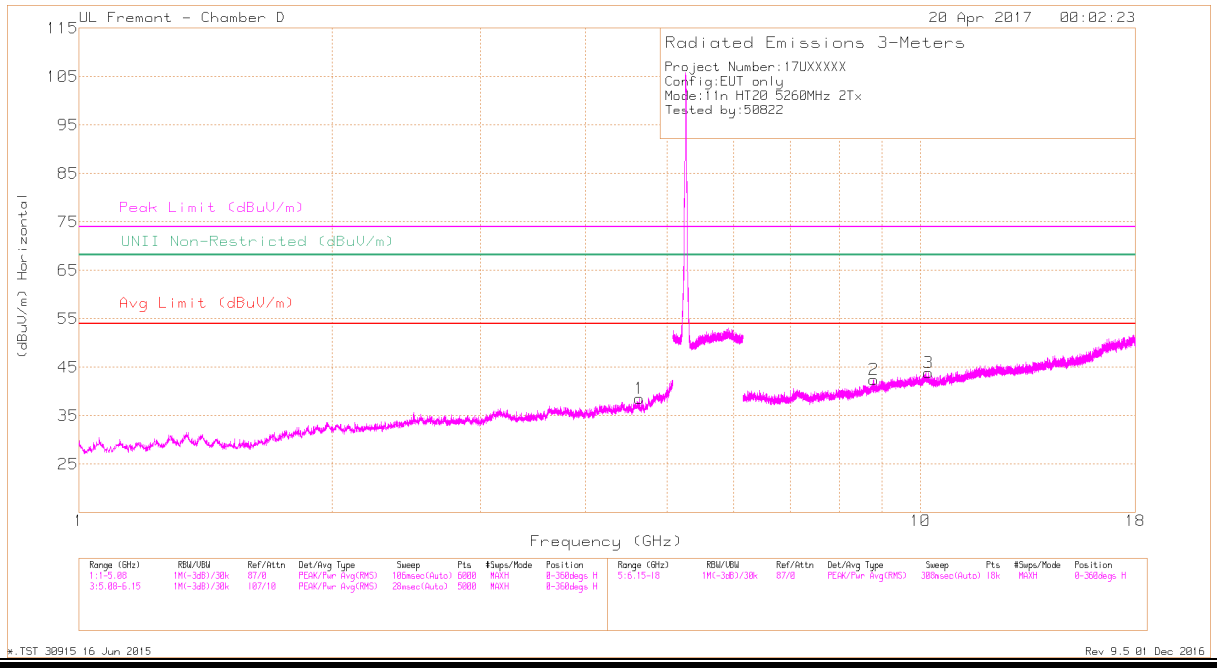

LOW CHANNEL VERTICAL

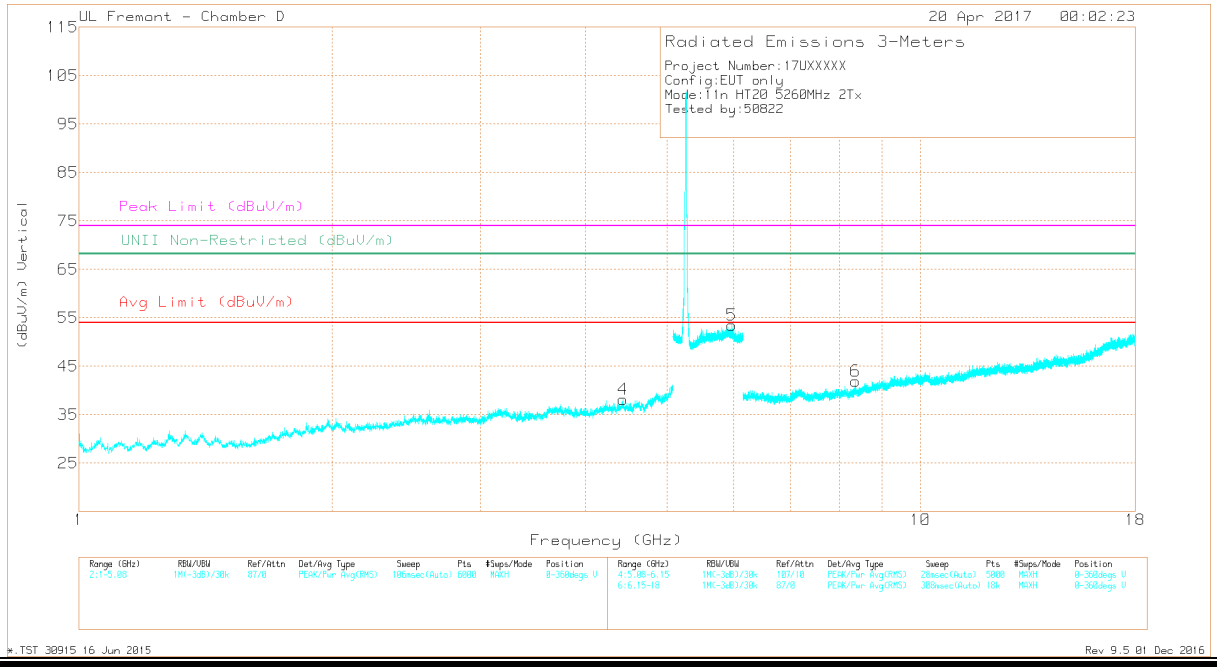

This report shall not be reproduced except in full, without the written approval of UL Verification Services Inc.

DATA

Marker	Frequency (GHz)	Meter Reading (dBuV)	Det	AF T862 (dB/m)	Amp/Cbl/Fltr/Pad (dB)	Corrected Reading (dBuV/m)	Avg Limit (dBuV/m)	Margin (dB)	Peak Limit (dBuV/m)	PK Margin (dB)	UNII Non-Restricted (dBuV/m)	PK Margin (dB)	Azimuth (Degs)	Height (cm)	Polarity
1	* 4.998	39.02	PK-U	34.3	-26.9	46.42	-	-	74	-27.58	-	-	329	129	H
	* 4.998	26.49	ADR	34.3	-26.9	33.89	54	-20.11	-	-	-	-	329	129	H
6	* 8.377	34.96	PK-U	36	-23.7	47.26	-	-	74	-26.74	-	-	154	370	V
	* 8.378	23.62	ADR	36	-23.6	36.02	54	-17.98	-	-	-	-	154	370	V
4	4.433	38.3	PK-U	33.9	-27.5	44.7	-	-	-	-	68.2	-23.5	42	169	V
	4.435	26.25	ADR	33.9	-27.4	32.75	-	-	-	-	-	-	42	169	V
5	5.963	41.74	PK-U	35.3	-17.3	59.74	-	-	-	-	68.2	-8.46	298	156	V
	5.963	30.01	ADR	35.3	-17.3	48.01	-	-	-	-	-	-	298	156	V
2	8.807	34.62	PK-U	36.4	-22.8	48.22	-	-	-	-	68.2	-19.98	22	117	H
	8.808	23.07	ADR	36.4	-22.8	36.67	-	-	-	-	-	-	22	117	H
3	10.143	22.26	ADR	37.2	-20.3	39.16	-	-	-	-	-	-	60	163	H
	10.144	34.05	PK-U	37.2	-20.4	50.85	-	-	-	-	68.2	-17.35	60	163	H

* - indicates frequency in CFR47 Pt 15 / IC RSS-Restricted Band

PK-U - U-NII: Maximum Peak

ADR - U-NII AD primary method, RMS average

*.TST 30915 16 Jun 2015

Rev 9.5 01 Dec 2016

This report shall not be reproduced except in full, without the written approval of UL Verification Services Inc.

MID CHANNEL HORIZONTAL

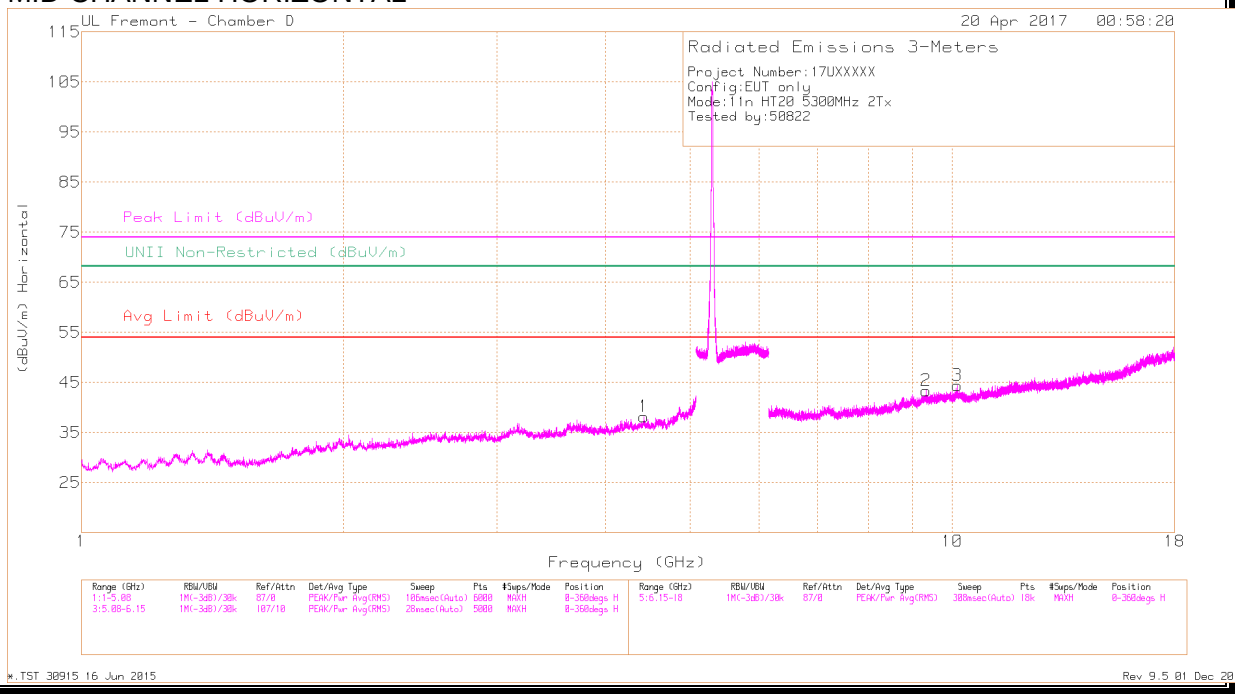

MID CHANNEL VERTICAL

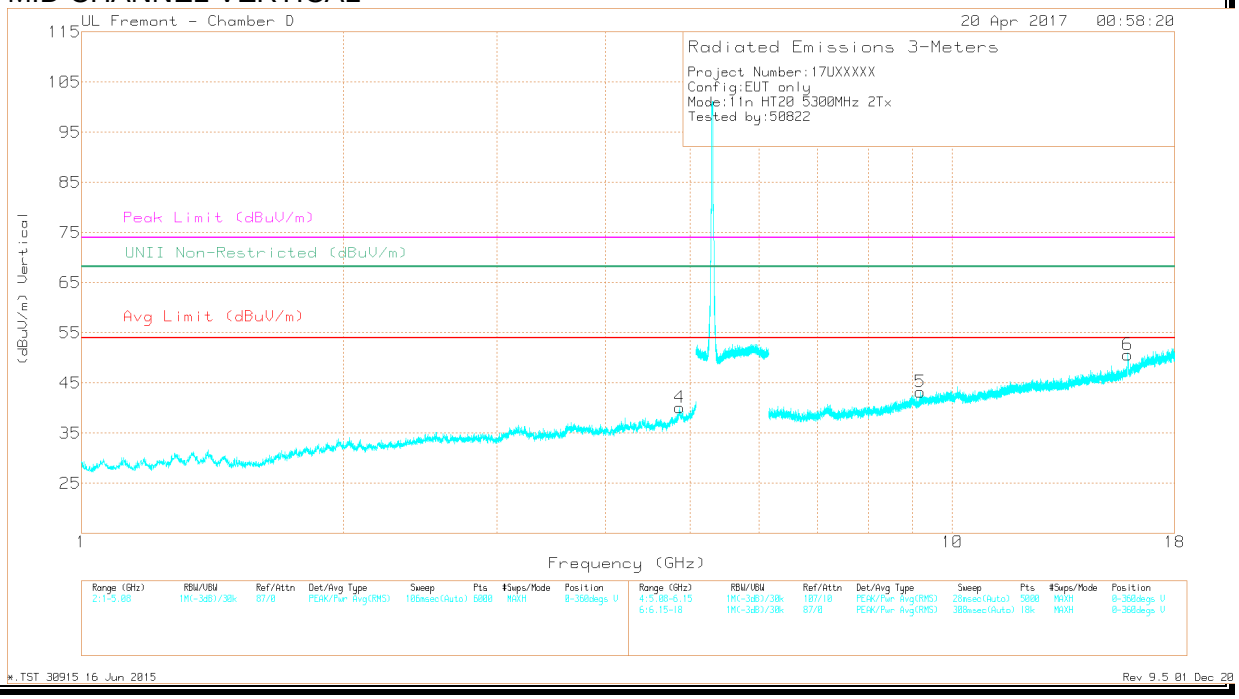

UL VERIFICATION SERVICES INC. FORM NO: CCSUP4701J
47173 BENICIA STREET, FREMONT, CA 94538, USA TEL: (510) 771-1000 FAX: (510) 661-0888
This report shall not be reproduced except in full, without the written approval of UL Verification Services Inc.

DATA

Marker	Frequency (GHz)	Meter Reading (dBuV)	Det	AF T862 (dB/m)	Amp/Cbl/Fltr/Pad (dB)	Corrected Reading (dBuV/m)	Avg Limit (dBuV/m)	Margin (dB)	Peak Limit (dBuV/m)	PK Margin (dB)	UNII Non-Restricted (dBuV/m)	PK Margin (dB)	Azimuth (Degs)	Height (cm)	Polarity
4	* 4.863	37.19	PK-U	34.1	-25.4	45.89	-	-	74	-28.11	-	-	135	145	V
	* 4.862	25.53	ADR	34.1	-25.4	34.23	54	-19.77	-	-	-	-	135	145	V
2	* 9.338	34.57	PK-U	37	-22	49.57	-	-	74	-24.43	-	-	150	273	H
	* 9.337	22.82	ADR	37	-22	37.82	54	-16.18	-	-	-	-	150	273	H
5	* 9.183	34.65	PK-U	36.8	-22.5	48.95	-	-	74	-25.05	-	-	294	379	V
	* 9.181	23.15	ADR	36.8	-22.6	37.35	54	-16.65	-	-	-	-	294	379	V
6	* 15.905	34.7	PK-U	40.3	-20.2	54.8	-	-	74	-19.2	-	-	360	158	V
	* 15.902	23.16	ADR	40.3	-20.2	43.26	54	-10.74	-	-	-	-	360	158	V
1	4.426	38.69	PK-U	33.9	-27.4	45.19	-	-	-	-	68.2	-23.01	267	180	H
	4.427	26.19	ADR	33.9	-27.4	32.69	-	-	-	-	-	-	267	180	H
3	10.138	22.26	ADR	37.2	-20.4	39.06	-	-	-	-	-	-	54	128	H
	10.139	33.86	PK-U	37.2	-20.4	50.66	-	-	-	-	68.2	-17.54	54	128	H

* - indicates frequency in CFR47 Pt 15 / IC RSS-Restricted Band

PK-U - U-NII: Maximum Peak

ADR - U-NII AD primary method, RMS average

*.TST 30915 16 Jun 2015

Rev 9.5 01 Dec 2016

This report shall not be reproduced except in full, without the written approval of UL Verification Services Inc.

HIGH CHANNEL HORIZONTAL

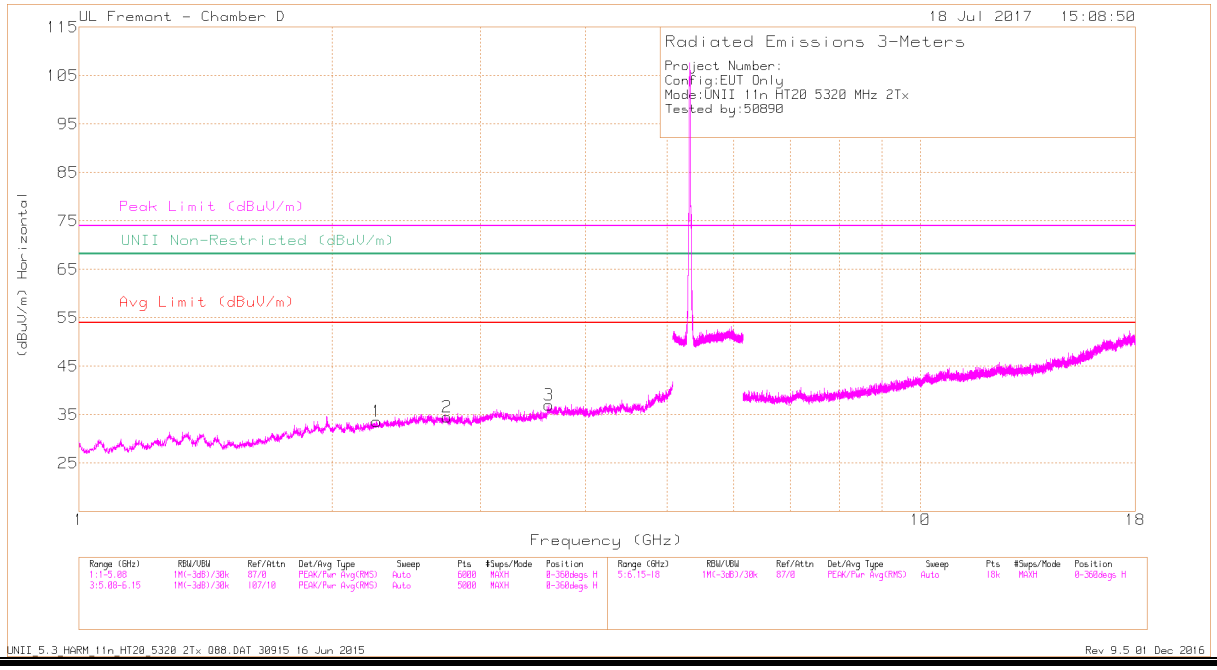

HIGH CHANNEL VERTICAL

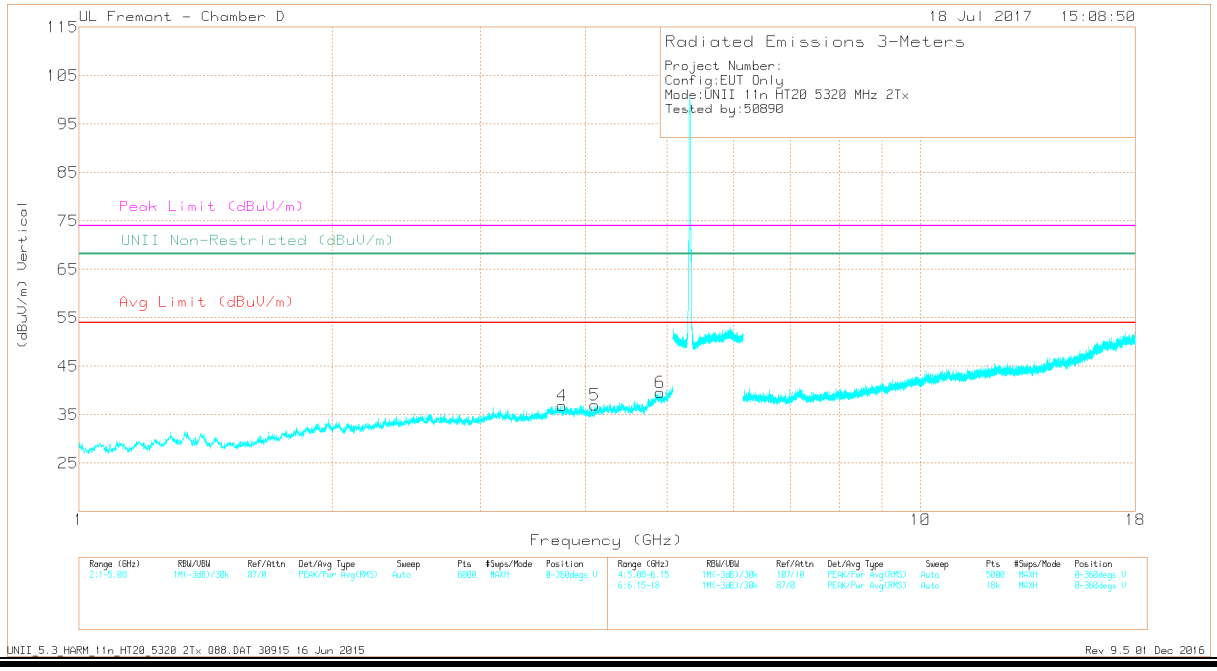

This report shall not be reproduced except in full, without the written approval of UL Verification Services Inc.

DATA

Markers	Frequency (GHz)	Meter Reading (dBuV)	Det	AF T711 (dB/m)	Amp/Cbl/Fltr/Pad (dB)	Corrected Reading (dBuV/m)	Avg Limit (dBuV/m)	Margin (dB)	Peak Limit (dBuV/m)	PK Margin (dB)	UNII Non-Restricted (dBuV/m)	PK Margin (dB)	Azimuth (Degs)	Height (cm)	Polarity
1	* 2.259	40.28	PK-U	31.8	-30.8	41.28	-	-	74	-32.72	-	-	30	116	H
	* 2.258	28.36	ADR	31.8	-30.8	29.36	54	-24.64	-	-	-	-	30	116	H
2	* 2.737	39.84	PK-U	32.6	-30.3	42.14	-	-	74	-31.86	-	-	46	135	H
	* 2.737	28.01	ADR	32.6	-30.3	30.31	54	-23.69	-	-	-	-	46	135	H
3	* 3.614	38.73	PK-U	33.1	-29.1	42.73	-	-	74	-31.27	-	-	69	125	H
	* 3.615	27.07	ADR	33.1	-29	31.17	54	-22.83	-	-	-	-	69	125	H
4	* 3.75	39.04	PK-U	33.1	-28.9	43.24	-	-	74	-30.76	-	-	92	159	V
	* 3.751	26.97	ADR	33.1	-28.9	31.17	54	-22.83	-	-	-	-	92	159	V
5	* 4.105	38.67	PK-U	33.3	-28.6	43.37	-	-	74	-30.63	-	-	100	189	V
	* 4.104	26.76	ADR	33.3	-28.6	31.46	54	-22.54	-	-	-	-	100	189	V
6	* 4.903	38.04	PK-U	34	-25.8	46.24	-	-	74	-27.76	-	-	80	209	V
	* 4.905	26.55	ADR	34	-25.9	34.65	54	-19.35	-	-	-	-	80	209	V

* - indicates frequency in CFR47 Pt 15 / IC RSS-Restricted Band
PK-U - U-NII: Maximum Peak
ADR - U-NII AD primary method, RMS average

UL VERIFICATION SERVICES INC. FORM NO: CCSUP4701J
47173 BENICIA STREET, FREMONT, CA 94538, USA TEL: (510) 771-1000 FAX: (510) 661-0888
This report shall not be reproduced except in full, without the written approval of UL Verification Services Inc.

9.1.13. 11n HT40 UAT 2 SISO MODE IN THE 5.3GHz BAND

AUTHORIZED BANDEDGE (HIGH CHANNEL)

HIGH CHANNEL HORIZONTAL

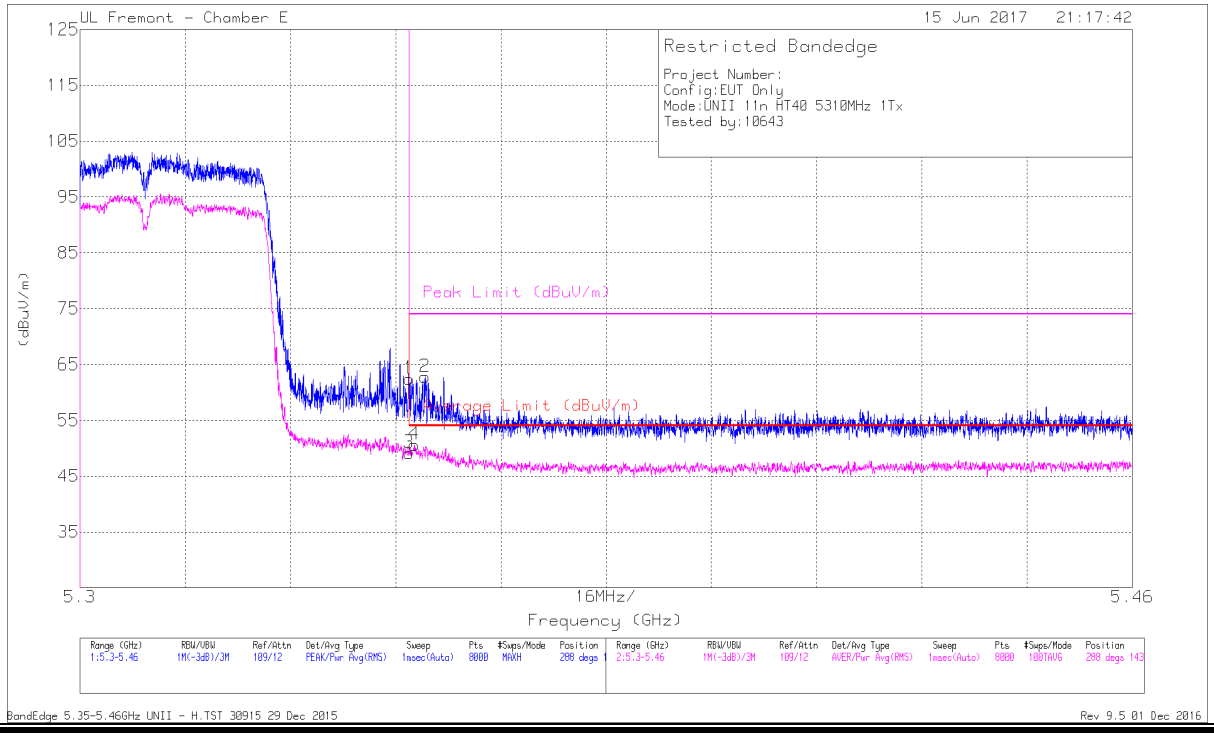

Marker	Frequency (GHz)	Meter Reading (dBuV)	Det	AF T136 (dB/m)	Amp/Cbl/Fltr/Pad (dB)	DC Corr (dB)	Corrected Reading (dBuV/m)	Average Limit (dBuV/m)	Margin (dB)	Peak Limit (dBuV/m)	PK Margin (dB)	Azimuth (Degs)	Height (cm)	Polarity
1	* 5.35	46.54	Pk	35.2	-19.3	0	62.44	-	-	74	-11.56	288	143	H
2	* 5.352	46.9	Pk	35.2	-19.3	0	62.8	-	-	74	-11.2	288	143	H
3	* 5.35	33.22	RMS	35.2	-19.3	.1	49.22	54	-4.78	-	-	288	143	H
4	* 5.351	34.73	RMS	35.2	-19.3	.1	50.73	54	-3.27	-	-	288	143	H

* - indicates frequency in CFR47 Pt 15 / IC RSS-Restricted Band
Pk - Peak detector
RMS - RMS detection
BandEdge 5.35-5.46GHz UNII - H.TST 30915 29 Dec 2015
Rev 9.5 01 Dec 2016

This report shall not be reproduced except in full, without the written approval of UL Verification Services Inc.

HIGH CHANNEL VERTICAL

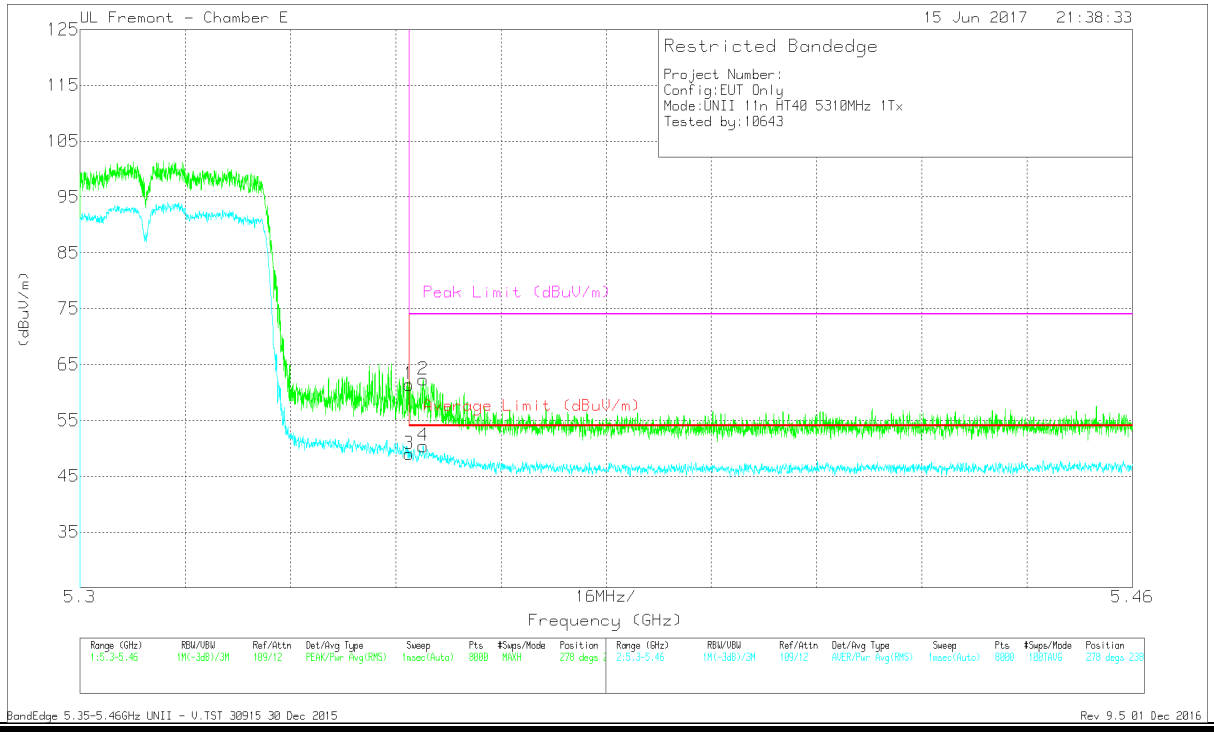

Marker	Frequency (GHz)	Meter Reading (dBuV)	Det	AF T136 (dB/m)	Amp/Cbl/Fltr/Pad (dB)	DC Corr (dB)	Corrected Reading (dBuV/m)	Average Limit (dBuV/m)	Margin (dB)	Peak Limit (dBuV/m)	PK Margin (dB)	Azimuth (Degs)	Height (cm)	Polarity
1	* 5.35	45.49	Pk	35.2	-19.3	0	61.39	-	-	74	-12.61	278	238	V
2	* 5.352	46.38	Pk	35.2	-19.3	0	62.28	-	-	74	-11.72	278	238	V
3	* 5.35	33.08	RMS	35.2	-19.3	.1	49.08	54	-4.92	-	-	278	238	V
4	* 5.352	34.5	RMS	35.2	-19.3	.1	50.5	54	-3.5	-	-	278	238	V

* - indicates frequency in CFR47 Pt 15 / IC RSS-Restricted Band
Pk - Peak detector
RMS - RMS detection
BandEdge 5.35-5.46GHz UNII - V.TST 30915 30 Dec 2015
Rev 9.5 01 Dec 2016

This report shall not be reproduced except in full, without the written approval of UL Verification Services Inc.

9.1.14. 11n HT40 LAT 3 SISO MODE IN THE 5.3GHz BAND

AUTHORIZED BANDEDGE (HIGH CHANNEL)

HIGH CHANNEL HORIZONTAL

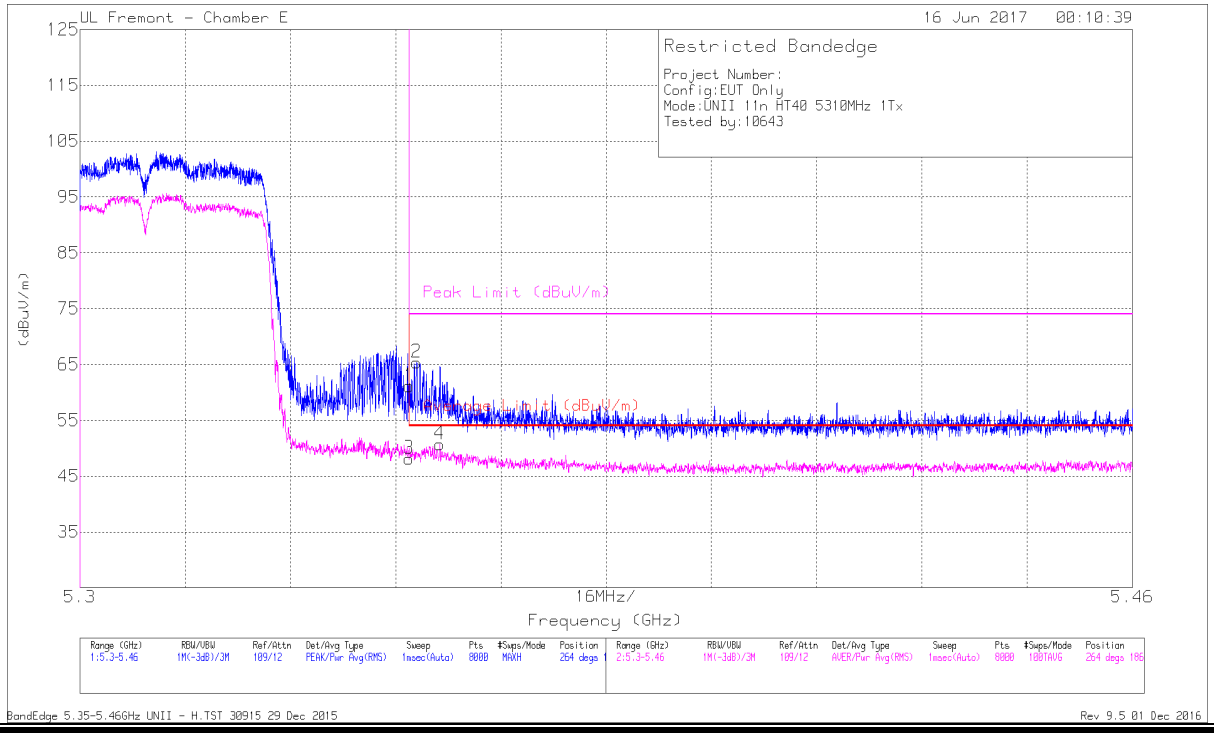

Marker	Frequency (GHz)	Meter Reading (dBuV)	Det	AF T136 (dB/m)	Amp/Cbl/Fltr/Pad (dB)	DC Corr (dB)	Corrected Reading (dBuV/m)	Average Limit (dBuV/m)	Margin (dB)	Peak Limit (dBuV/m)	PK Margin (dB)	Azimuth (Degs)	Height (cm)	Polarity
1	* 5.35	45.25	Pk	35.2	-19.3	0	61.15	-	-	74	-12.85	264	186	H
2	* 5.351	49.48	Pk	35.2	-19.3	0	65.38	-	-	74	-8.62	264	186	H
3	* 5.35	32.25	RMS	35.2	-19.3	.1	48.25	54	-5.75	-	-	264	186	H
4	* 5.355	34.83	RMS	35.2	-19.3	.1	50.83	54	-3.17	-	-	264	186	H

* - indicates frequency in CFR47 Pt 15 / IC RSS-Restricted Band
Pk - Peak detector
RMS - RMS detection
BandEdge 5.35-5.46GHz UNII - H.TST 30915 29 Dec 2015
Rev 9.5 01 Dec 2016

This report shall not be reproduced except in full, without the written approval of UL Verification Services Inc.

HIGH CHANNEL VERTICAL

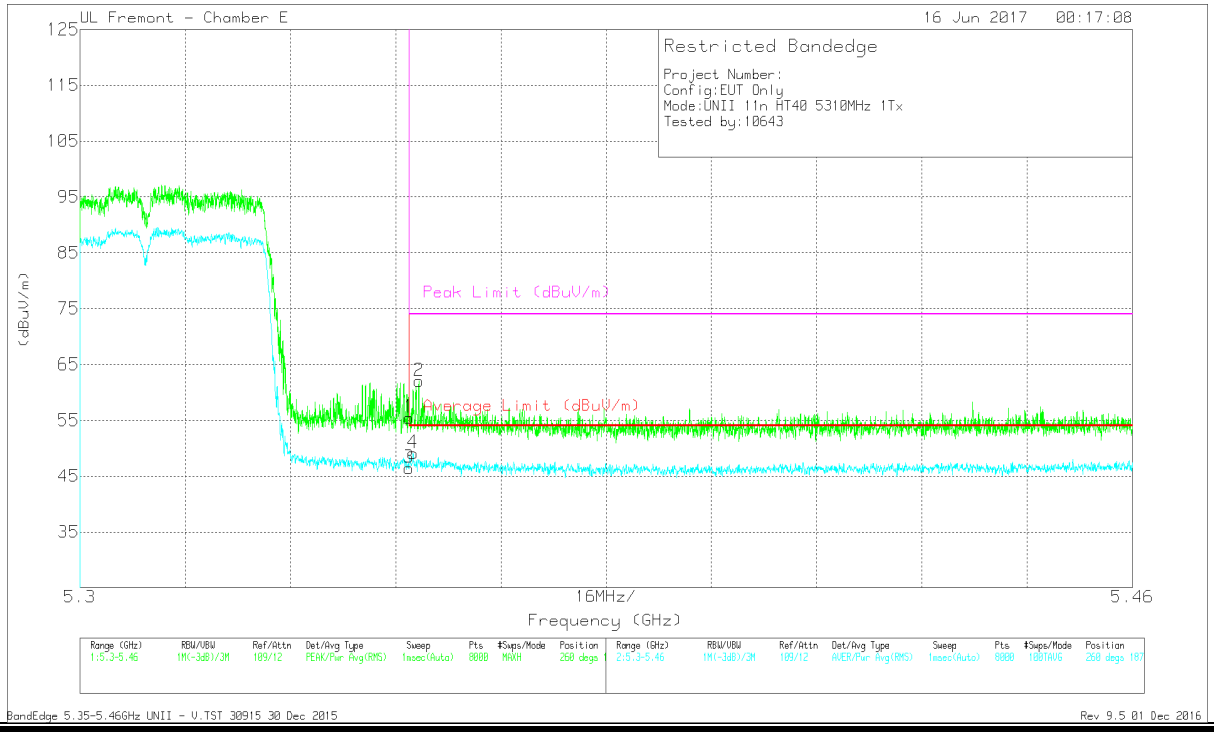

Marker	Frequency (GHz)	Meter Reading (dBuV)	Det	AF T136 (dB/m)	Amp/Cbl/Fltr/Pad (dB)	DC Corr (dB)	Corrected Reading (dBuV/m)	Average Limit (dBuV/m)	Margin (dB)	Peak Limit (dBuV/m)	PK Margin (dB)	Azimuth (Degs)	Height (cm)	Polarity
1	* 5.35	39.6	Pk	35.2	-19.3	0	55.5	-	-	74	-18.5	260	187	V
2	* 5.352	46.13	Pk	35.2	-19.3	0	62.03	-	-	74	-11.97	260	187	V
3	* 5.35	30.58	RMS	35.2	-19.3	.1	46.58	54	-7.42	-	-	260	187	V
4	* 5.351	33.22	RMS	35.2	-19.3	.1	49.22	54	-4.78	-	-	260	187	V

* - indicates frequency in CFR47 Pt 15 / IC RSS-Restricted Band
Pk - Peak detector
RMS - RMS detection
BandEdge 5.35-5.46GHz UNII - V.TST 30915 30 Dec 2015
Rev 9.5 01 Dec 2016

This report shall not be reproduced except in full, without the written approval of UL Verification Services Inc.

9.1.15. 11n HT40 2TX CDD MIMO MODE IN THE 5.3GHz BAND

AUTHORIZED BANDEDGE (HIGH CHANNEL)

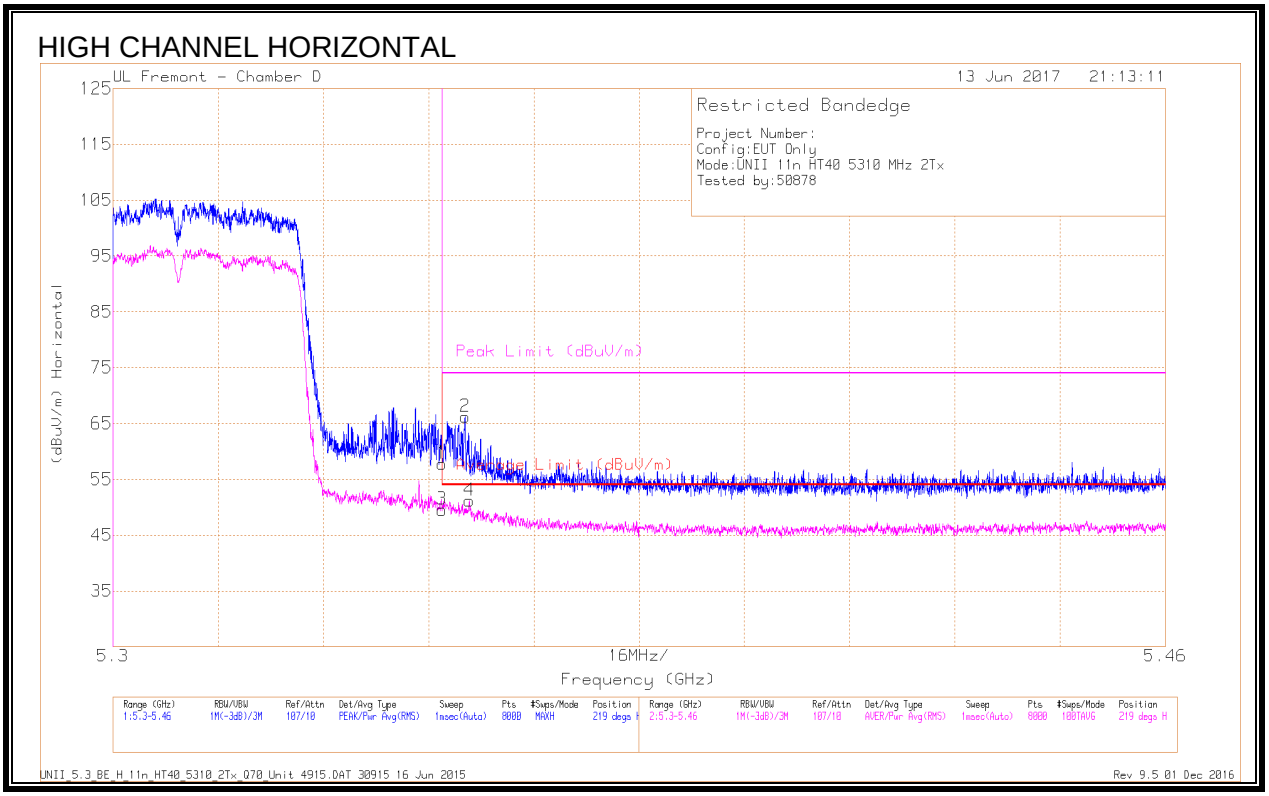

Marker	Frequency (GHz)	Meter Reading (dBuV)	Det	AF T120 (dB/m)	Amp/Cbl/Fltr/Pad (dB)	DC Corr (dB)	Corrected Reading (dBuV/m)	Average Limit (dBuV/m)	Margin (dB)	Peak Limit (dBuV/m)	PK Margin (dB)	Azimuth (Degs)	Height (cm)	Polarity
1	* 5.35	41.62	Pk	34.6	-18.4	0	57.82	-	-	74	-16.18	219	178	H
2	* 5.354	50	Pk	34.6	-18.4	0	66.2	-	-	74	-7.8	219	178	H
3	* 5.35	33.35	RMS	34.6	-18.4	.1	49.65	54	-4.35	-	-	219	178	H
4	* 5.354	34.98	RMS	34.6	-18.4	.1	51.28	54	-2.72	-	-	219	178	H

* - indicates frequency in CFR47 Pt 15 / IC RSS-Restricted Band
Pk - Peak detector
RMS - RMS detection
UNII_5.3_BE_H_11n_HT40_5310_2Tx_Q70_Unit 4915.DAT 30915 16 Jun 2015
Rev 9.5 01 Dec 2016

This report shall not be reproduced except in full, without the written approval of UL Verification Services Inc.

HIGH CHANNEL VERTICAL

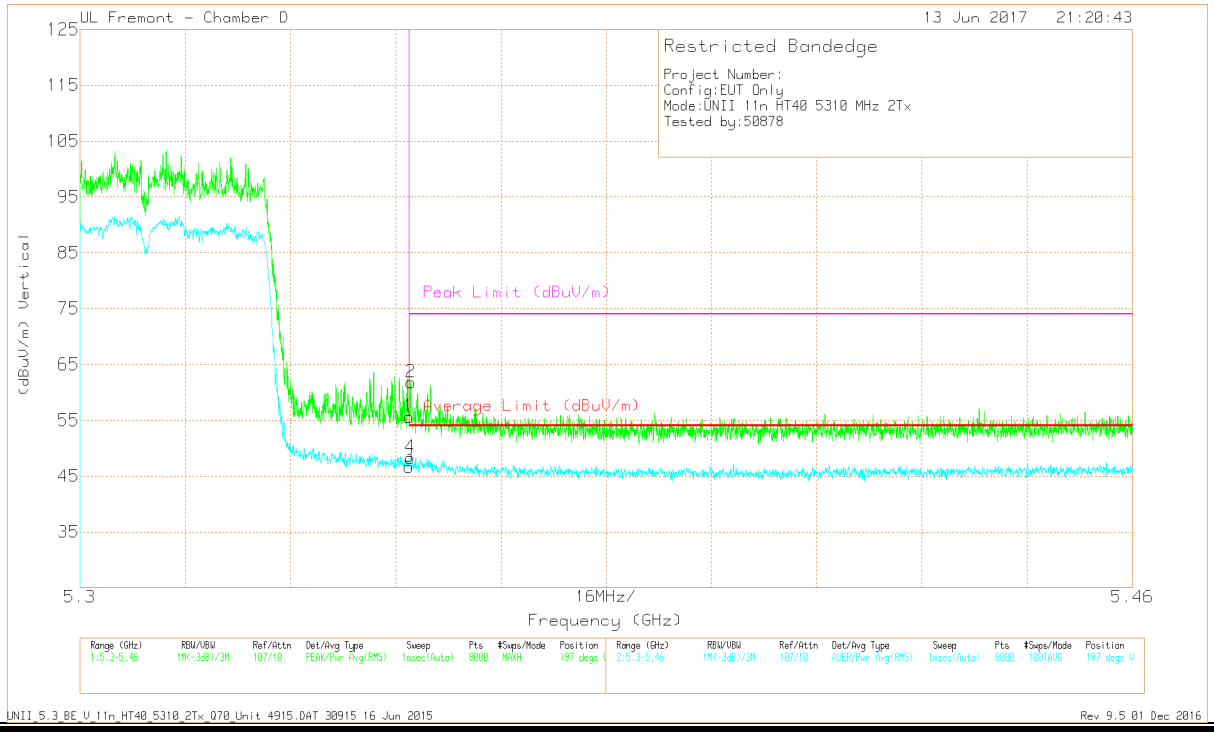

Marker	Frequency (GHz)	Meter Reading (dBuV)	Det	AF T120 (dB/m)	Amp/Cbl/Fltr/Pad (dB)	DC Corr (dB)	Corrected Reading (dBuV/m)	Average Limit (dBuV/m)	Margin (dB)	Peak Limit (dBuV/m)	PK Margin (dB)	Azimuth (Degs)	Height (cm)	Polarity
1	* 5.35	39.44	Pk	34.6	-18.4	0	55.64	-	-	74	-18.36	187	182	V
2	* 5.35	45.58	Pk	34.6	-18.4	0	61.78	-	-	74	-12.22	187	182	V
3	* 5.35	30.49	RMS	34.6	-18.4	.1	46.7	54	-7.3	-	-	187	182	V
4	* 5.35	32.08	RMS	34.6	-18.4	.1	48.29	54	-5.71	-	-	187	182	V

* - indicates frequency in CFR47 Pt 15 / IC RSS-Restricted Band
Pk - Peak detector
RMS - RMS detection
UNII_5.3_BE_V_11n_HT40_5310_2Tx_Q70_Unit 4915.DAT 30915 16 Jun 2015
Rev 9.5 01 Dec 2016

This report shall not be reproduced except in full, without the written approval of UL Verification Services Inc.

HARMONICS AND SPURIOUS EMISSIONS

LOW CHANNEL HORIZONTAL

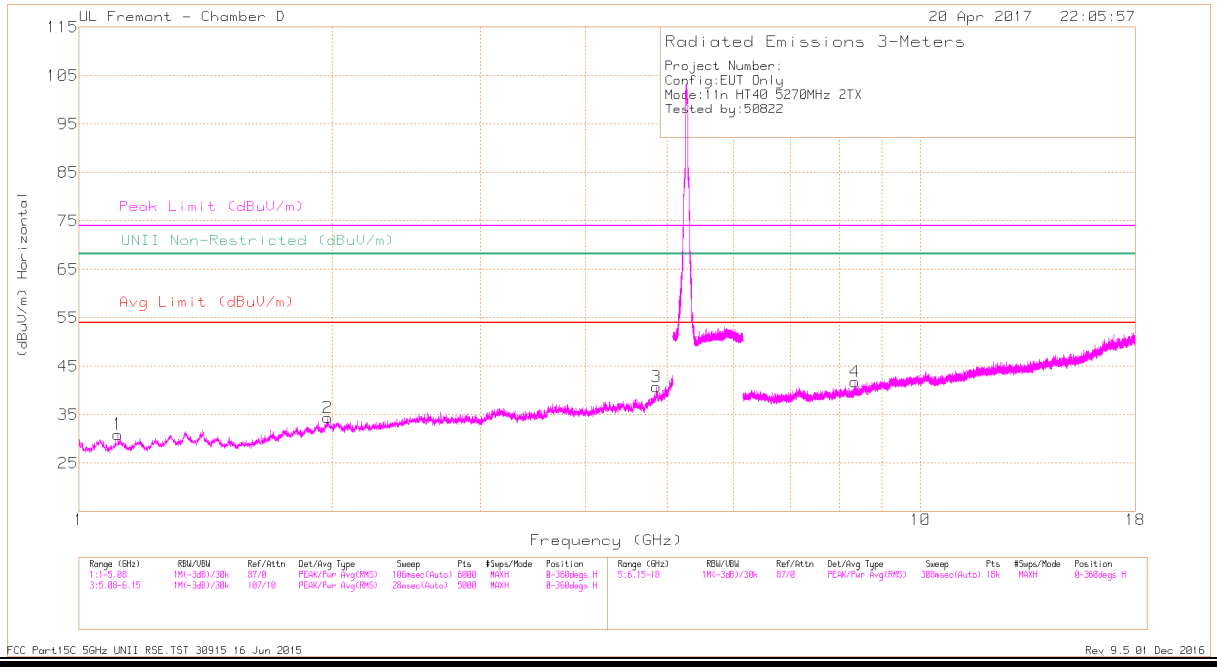

LOW CHANNEL VERTICAL

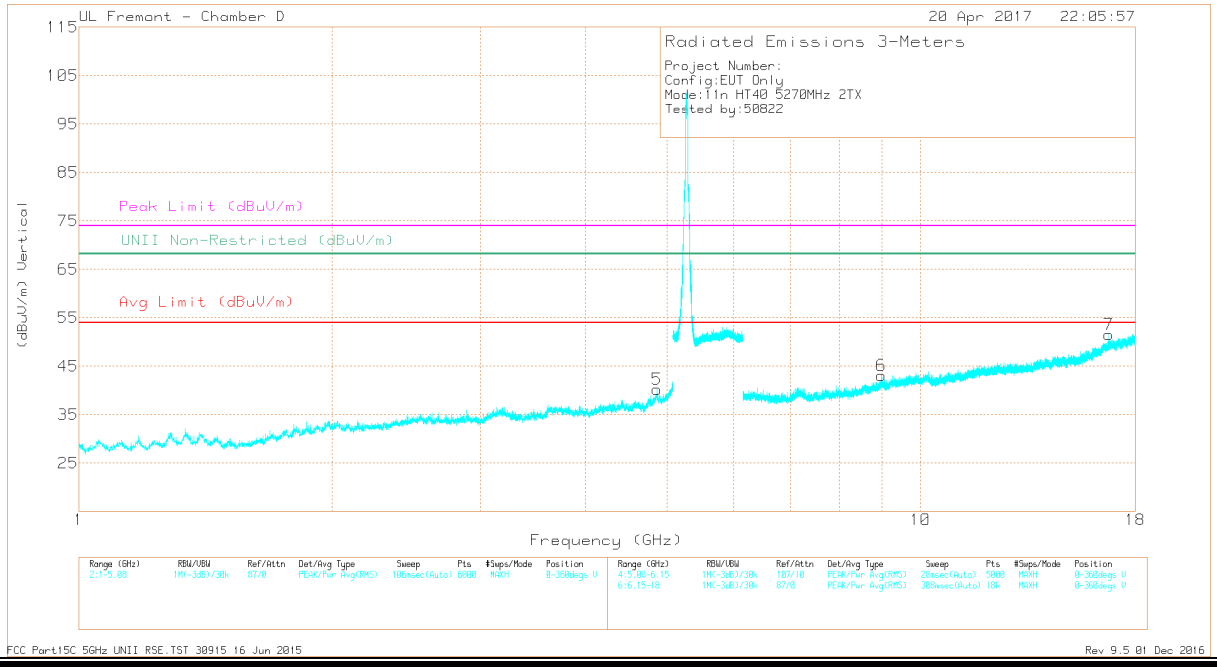

This report shall not be reproduced except in full, without the written approval of UL Verification Services Inc.

DATA

Marker	Frequency (GHz)	Meter Reading (dBuV)	Det	AF T862 (dB/m)	Amp/Cbl/Fltr/Pad (dB)	DC Corr (dB)	Corrected Reading (dBuV/m)	Avg Limit (dBuV/m)	Margin (dB)	Peak Limit (dBuV/m)	PK Margin (dB)	UNII Non-Restricted (dBuV/m)	PK Margin (dB)	Azimuth (Degs)	Height (cm)	Polarity
1	* 1.113	40.95	PK-U	28.1	-31.9		37.15	-	-	74	-36.85	-	-	103	102	H
	* 1.111	29.02	ADR	28.1	-31.9	.1	25.32	54	-28.68	-	-	-	-	103	102	H
3	* 4.85	37.42	PK-U	34.1	-25.8		45.72	-	-	74	-28.28	-	-	192	371	H
	* 4.853	25.81	ADR	34.1	-25.8	.1	34.21	54	-19.79	-	-	-	-	192	371	H
5	* 4.859	37.12	PK-U	34.1	-25.6		45.62	-	-	74	-28.38	-	-	106	204	V
	* 4.86	25.63	ADR	34.1	-25.5	.1	34.33	54	-19.67	-	-	-	-	106	204	V
4	* 8.365	34.9	PK-U	36	-23.5		47.4	-	-	74	-26.6	-	-	214	122	H
	* 8.363	23.56	ADR	36	-23.5	.1	36.16	54	-17.84	-	-	-	-	214	122	H
2	1.973	28.57	ADR	31.5	-30.8		29.27	-	-	-	-	-	-	96	128	H
	1.975	40.63	PK-U	31.5	-30.7		41.43	-	-	-	-	68.2	-26.77	96	128	H
6	8.989	23.08	ADR	36.7	-22.4		37.38	-	-	-	-	-	-	354	191	V
	8.992	34.94	PK-U	36.7	-22.4		49.24	-	-	-	-	68.2	-18.96	354	191	V
7	16.74	22.26	ADR	41.6	-18.3		45.56	-	-	-	-	-	-	269	182	V
	16.742	33.83	PK-U	41.6	-18.3		57.13	-	-	-	-	68.2	-11.07	269	182	V

* - indicates frequency in CFR47 Pt 15 / IC RSS-Restricted Band

PK-U - U-NII: Maximum Peak

ADR - U-NII AD primary method, RMS average

FCC Part15C 5GHz UNII RSE.TST 30915 16 Jun 2015
Rev 9.5 01 Dec 2016

This report shall not be reproduced except in full, without the written approval of UL Verification Services Inc.

HIGH CHANNEL HORIZONTAL

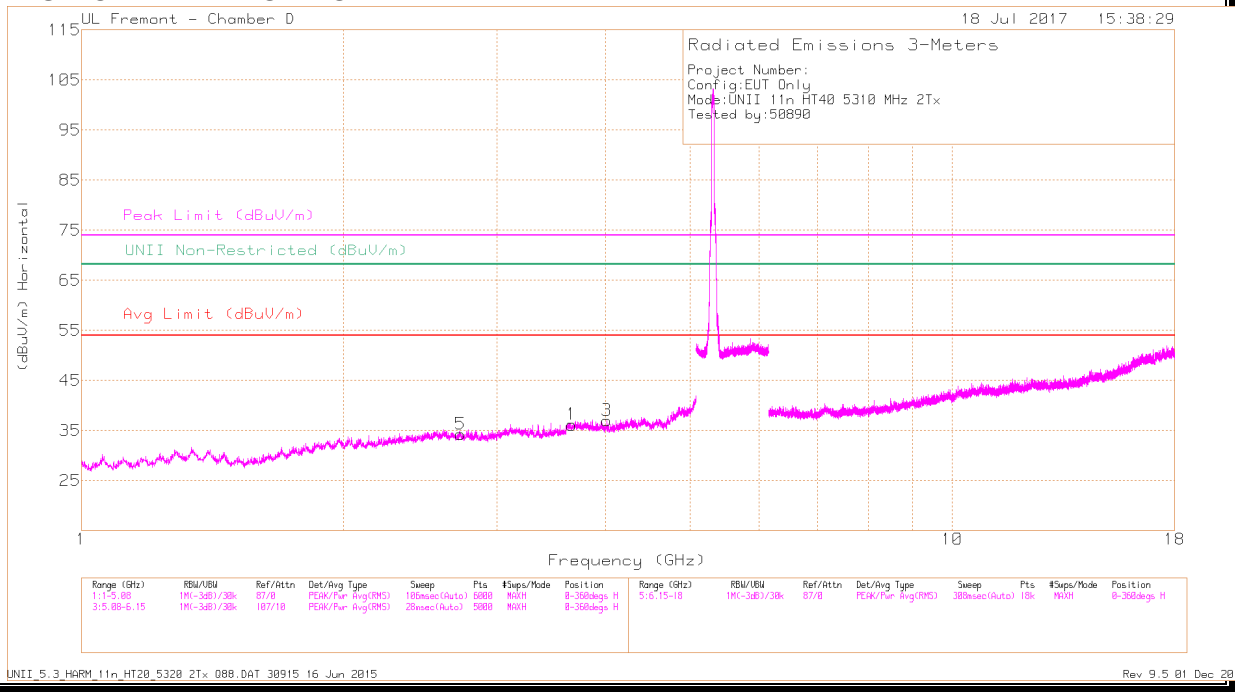

HIGH CHANNEL VERTICAL

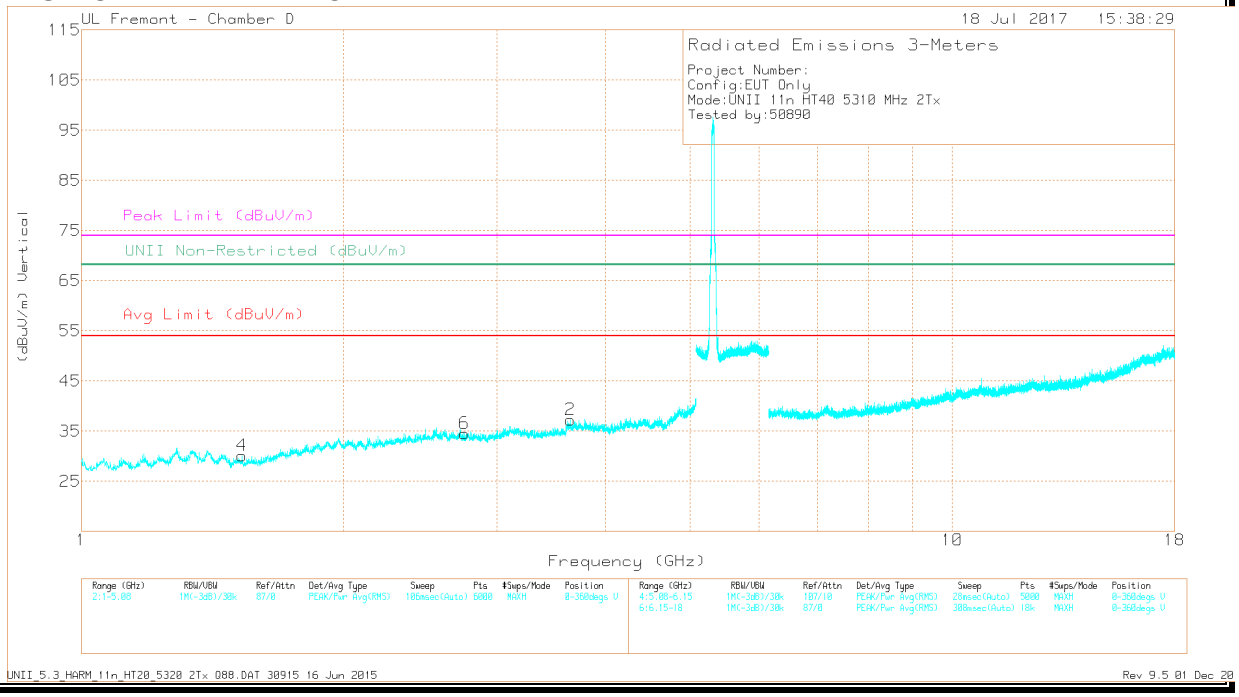

This report shall not be reproduced except in full, without the written approval of UL Verification Services Inc.

DATA

Markers	Frequency (GHz)	Meter Reading (dBuV)	Det	AF T711 (dB/m)	Amp/Cbl/Fltr/Pad (dB)	DC Corr (dB)	Corrected Reading (dBuV/m)	Avg Limit (dBuV/m)	Margin (dB)	Peak Limit (dBuV/m)	PK Margin (dB)	UNII Non-Restricted (dBuV/m)	PK Margin (dB)	Azimuth (Degs)	Height (cm)	Polarity
1	* 3.657	38.17	PK-U	33.1	-29.3	0	41.97	-	-	74	-32.03	-	-	34	130	H
	* 3.655	27.02	ADR	33.1	-29.3	.09	30.91	54	-23.09	-	-	-	-	34	130	H
3	* 4.014	37.69	PK-U	33.4	-28.3	0	42.79	-	-	74	-31.21	-	-	83	160	H
	* 4.014	26.71	ADR	33.4	-28.3	.09	31.9	54	-22.1	-	-	-	-	83	160	H
5	* 2.724	40.62	PK-U	32.7	-30.5	0	42.82	-	-	74	-31.18	-	-	128	139	H
	* 2.721	28.43	ADR	32.7	-30.5	.09	30.72	54	-23.28	-	-	-	-	128	139	H
2	* 3.646	38.91	PK-U	33.1	-29	0	43.01	-	-	74	-30.99	-	-	185	170	V
	* 3.645	27.07	ADR	33.1	-29.1	.09	31.16	54	-22.84	-	-	-	-	185	170	V
4	* 1.528	40.5	PK-U	28.1	-31.8	0	36.8	-	-	74	-37.2	-	-	236	191	V
	* 1.529	28.87	ADR	28.1	-31.8	.09	25.26	54	-28.74	-	-	-	-	236	191	V
6	* 2.75	39.56	PK-U	32.6	-30.1	0	42.06	-	-	74	-31.94	-	-	277	218	V
	* 2.749	27.68	ADR	32.6	-30.1	.09	30.27	54	-23.73	-	-	-	-	277	218	V

* - indicates frequency in CFR47 Pt 15 / IC RSS-Restricted Band

PK-U - U-NII: Maximum Peak

ADR - U-NII AD primary method, RMS average

FCC Part15C 5GHz UNII RSE.TST 30915 16 Jun 2015
Rev 9.5 01 Dec 2016

This report shall not be reproduced except in full, without the written approval of UL Verification Services Inc.

9.1.16. 11ac HT80 UAT 2 SISO MODE IN THE 5.3GHz BAND

AUTHORIZED BANDEDGE (HIGH CHANNEL)

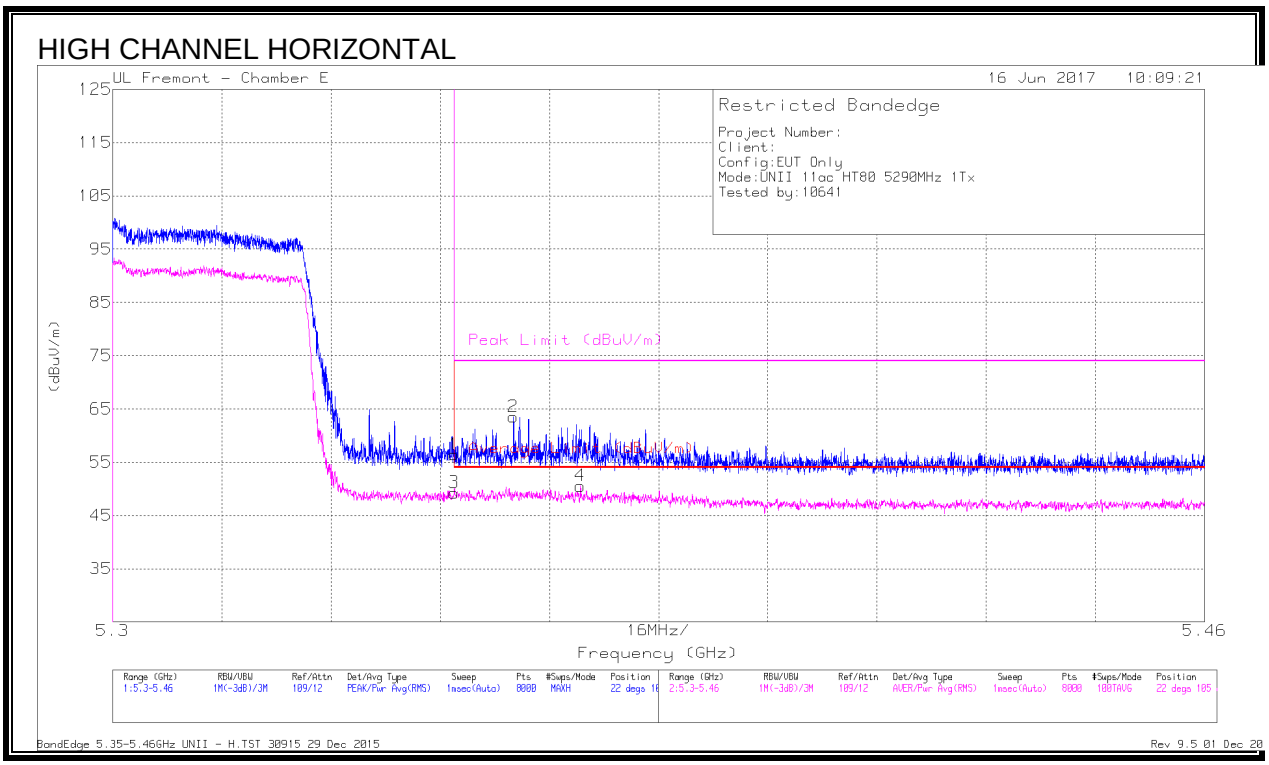

Marker	Frequency (GHz)	Meter Reading (dBuV)	Det	AF T863 (dB/m)	Amp/Cbl/Fltr/Pad (dB)	DC Corr (dB)	Corrected Reading (dBuV/m)	Average Limit (dBuV/m)	Margin (dB)	Peak Limit (dBuV/m)	PK Margin (dB)	Azimuth (Degs)	Height (cm)	Polarity
1	* 5.35	40.81	Pk	34.9	-19.3	0	56.41	-	-	74	-17.59	22	105	H
3	* 5.35	33.48	RMS	34.9	-19.3	.19	49.27	54	-4.73	-	-	22	105	H
2	* 5.359	47.91	Pk	34.9	-19.3	0	63.51	-	-	74	-10.49	22	105	H
4	* 5.369	34.63	RMS	35	-19.3	.19	50.52	54	-3.48	-	-	22	105	H

* - indicates frequency in CFR47 Pt 15 / IC RSS-Restricted Band
Pk - Peak detector
RMS - RMS detection
BandEdge 5.35-5.46GHz UNII - H.TST 30915 29 Dec 2015
Rev 9.5 01 Dec 2016

This report shall not be reproduced except in full, without the written approval of UL Verification Services Inc.

HIGH CHANNEL VERTICAL

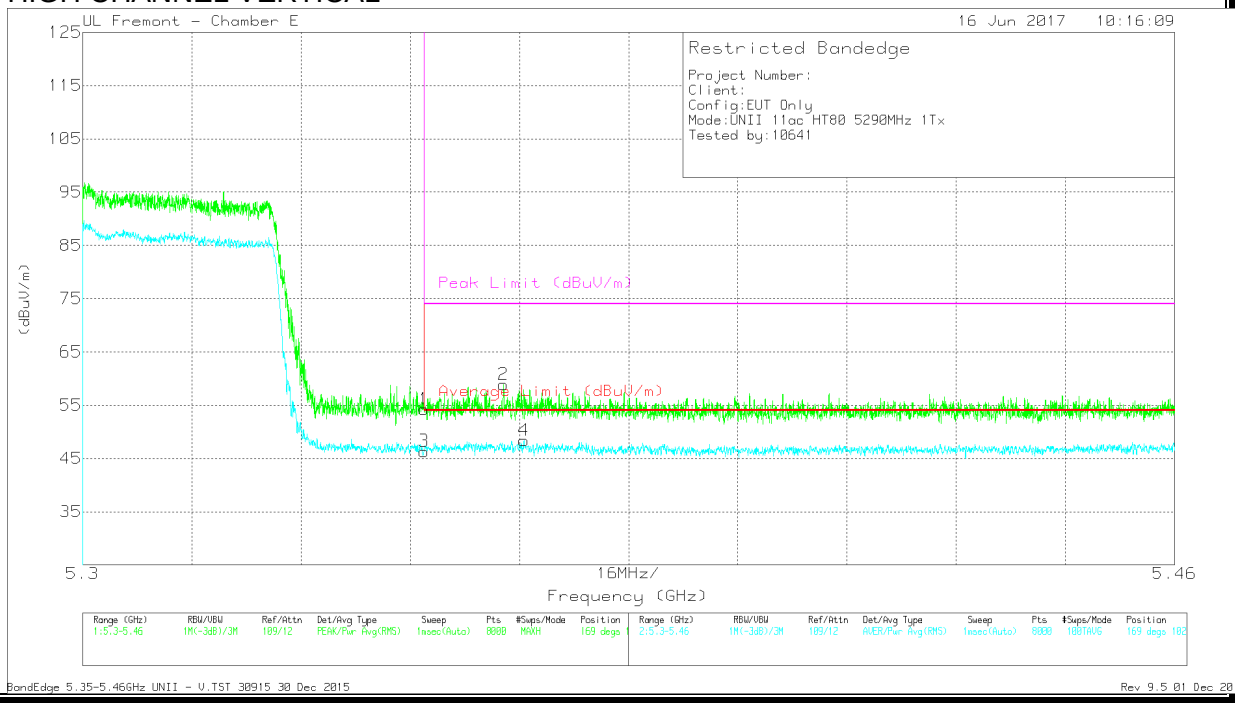

Marker	Frequency (GHz)	Meter Reading (dBuV)	Det	AF T863 (dB/m)	Amp/Cbl/Fltr/Pad (dB)	DC Corr (dB)	Corrected Reading (dBuV/m)	Average Limit (dBuV/m)	Margin (dB)	Peak Limit (dBuV/m)	PK Margin (dB)	Azimuth (Degs)	Height (cm)	Polarity
1	* 5.35	38.61	Pk	34.9	-19.3	0	54.21	-	-	74	-19.79	169	102	V
3	* 5.35	30.52	RMS	34.9	-19.3	.19	46.31	54	-7.69	-	-	169	102	V
2	* 5.362	43.36	Pk	34.9	-19.4	0	58.86	-	-	74	-15.14	169	102	V
4	* 5.365	32.66	RMS	34.9	-19.4	.19	48.35	54	-5.65	-	-	169	102	V

* - indicates frequency in CFR47 Pt 15 / IC RSS-Restricted Band

Pk - Peak detector

RMS - RMS detection

BandEdge 5.35-5.46GHz UNII - V.TST 30915 30 Dec 2015

Rev 9.5 01 Dec 2016

This report shall not be reproduced except in full, without the written approval of UL Verification Services Inc.

9.1.17. 11ac HT80 LAT 3 SISO MODE IN THE 5.3GHz BAND

AUTHORIZED BANDEDGE (HIGH CHANNEL)

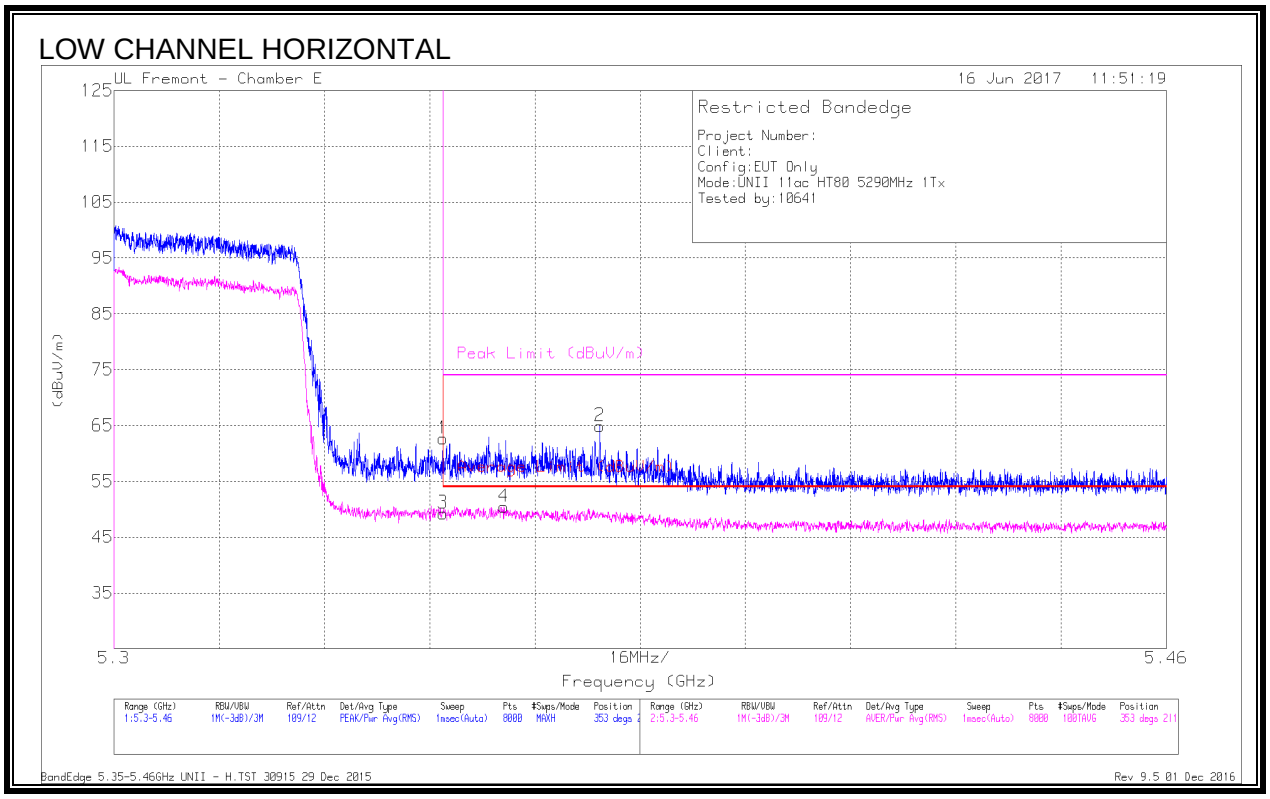

Marker	Frequency (GHz)	Meter Reading (dBuV)	Det	AF T863 (dB/m)	Amp/Cbl/Fltr/Pad (dB)	DC Corr (dB)	Corrected Reading (dBuV/m)	Average Limit (dBuV/m)	Margin (dB)	Peak Limit (dBuV/m)	PK Margin (dB)	Azimuth (Degs)	Height (cm)	Polarity
1	* 5.35	47.07	Pk	34.9	-19.3	0	62.67	-	-	74	-11.33	353	211	H
2	* 5.374	49.29	Pk	35	-19.4	0	64.89	-	-	74	-9.11	353	211	H
3	* 5.35	33.66	RMS	34.9	-19.3	.19	49.45	54	-4.55	-	-	353	211	H
4	* 5.359	34.84	RMS	34.9	-19.3	.19	50.63	54	-3.37	-	-	353	211	H

* - indicates frequency in CFR47 Pt 15 / IC RSS-Restricted Band
Pk - Peak detector
RMS - RMS detection
BandEdge 5.35-5.46GHz UNII - H.TST 30915 29 Dec 2015
Rev 9.5 01 Dec 2016

UL VERIFICATION SERVICES INC. FORM NO: CCSUP4701J
47173 BENICIA STREET, FREMONT, CA 94538, USA TEL: (510) 771-1000 FAX: (510) 661-0888
This report shall not be reproduced except in full, without the written approval of UL Verification Services Inc.

LOW CHANNEL VERTICAL

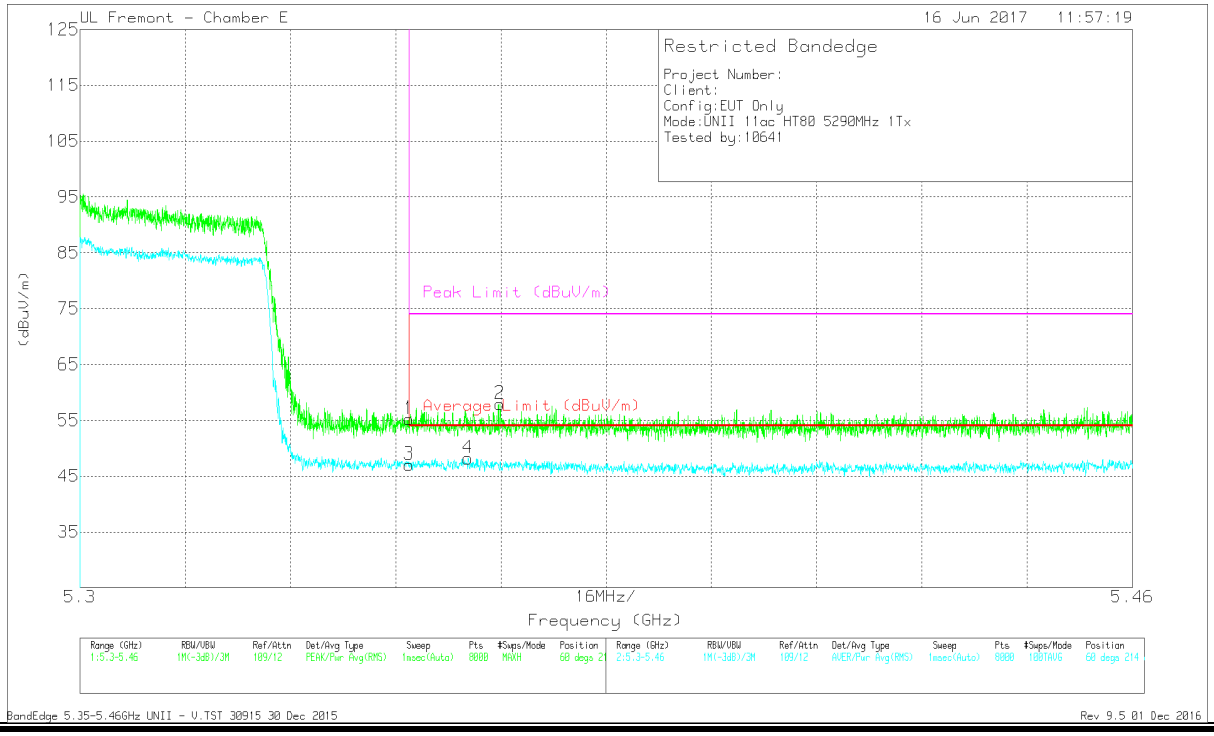

Marker	Frequency (GHz)	Meter Reading (dBuV)	Det	AF T863 (dB/m)	Amp/Cbl/Fltr/Pad (dB)	DC Corr (dB)	Corrected Reading (dBuV/m)	Average Limit (dBuV/m)	Margin (dB)	Peak Limit (dBuV/m)	PK Margin (dB)	Azimuth (Degs)	Height (cm)	Polarity
1	* 5.35	39.63	Pk	34.9	-19.3	0	55.23	-	-	74	-18.77	60	214	V
2	* 5.364	42.43	Pk	34.9	-19.4	0	57.93	-	-	74	-16.07	60	214	V
3	* 5.35	31.29	RMS	34.9	-19.3	.19	47.08	54	-6.92	-	-	60	214	V
4	* 5.359	32.42	RMS	34.9	-19.3	.19	48.21	54	-5.79	-	-	60	214	V

* - indicates frequency in CFR47 Pt 15 / IC RSS-Restricted Band
Pk - Peak detector
RMS - RMS detection
BandEdge 5.35-5.46GHz UNII - V.TST 30915 30 Dec 2015
Rev 9.5 01 Dec 2016

This report shall not be reproduced except in full, without the written approval of UL Verification Services Inc.

9.1.18. 11ac HT80 2TX CDD MIMO MODE IN THE 5.3GHz BAND

AUTHORIZED BANDEDGE (HIGH CHANNEL)

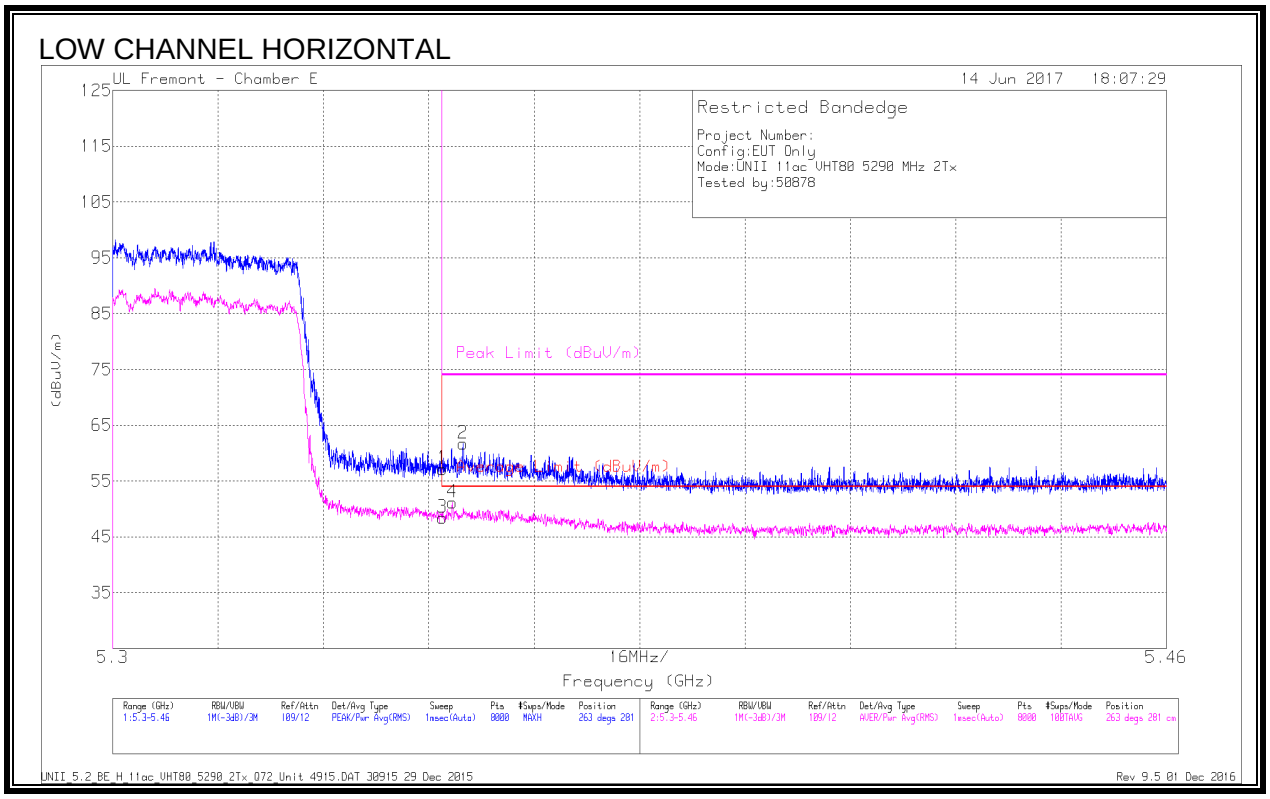

Marker	Frequency (GHz)	Meter Reading (dBuV)	Det	AF T136 (dB/m)	Amp/Cbl/Fltr/Pad (dB)	DC Corr (dB)	Corrected Reading (dBuV/m)	Average Limit (dBuV/m)	Margin(dB)	Peak Limit (dBuV/m)	PK Margin (dB)	Azimuth (Degs)	Height (cm)	Polarity
1	* 5.35	41.28	Pk	35.2	-19.3	0	57.18	-	-	74	-16.82	263	281	H
2	* 5.353	45.85	Pk	35.2	-19.3	0	61.75	-	-	74	-12.25	263	281	H
3	* 5.35	32.5	RMS	35.2	-19.3	.19	48.59	54	-5.41	-	-	263	281	H
4	* 5.352	35.21	RMS	35.2	-19.3	.19	51.30	54	-2.7	-	-	263	281	H

* - indicates frequency in CFR47 Pt 15 / IC RSS-Restricted Band
Pk - Peak detector
RMS - RMS detection
UNII_5.2_BE_H_11ac_VHT80_5290_2Tx_Q72_Unit 4915.DAT 30915 29 Dec 2015
Rev 9.5 01 Dec 2016

This report shall not be reproduced except in full, without the written approval of UL Verification Services Inc.

LOW CHANNEL VERTICAL

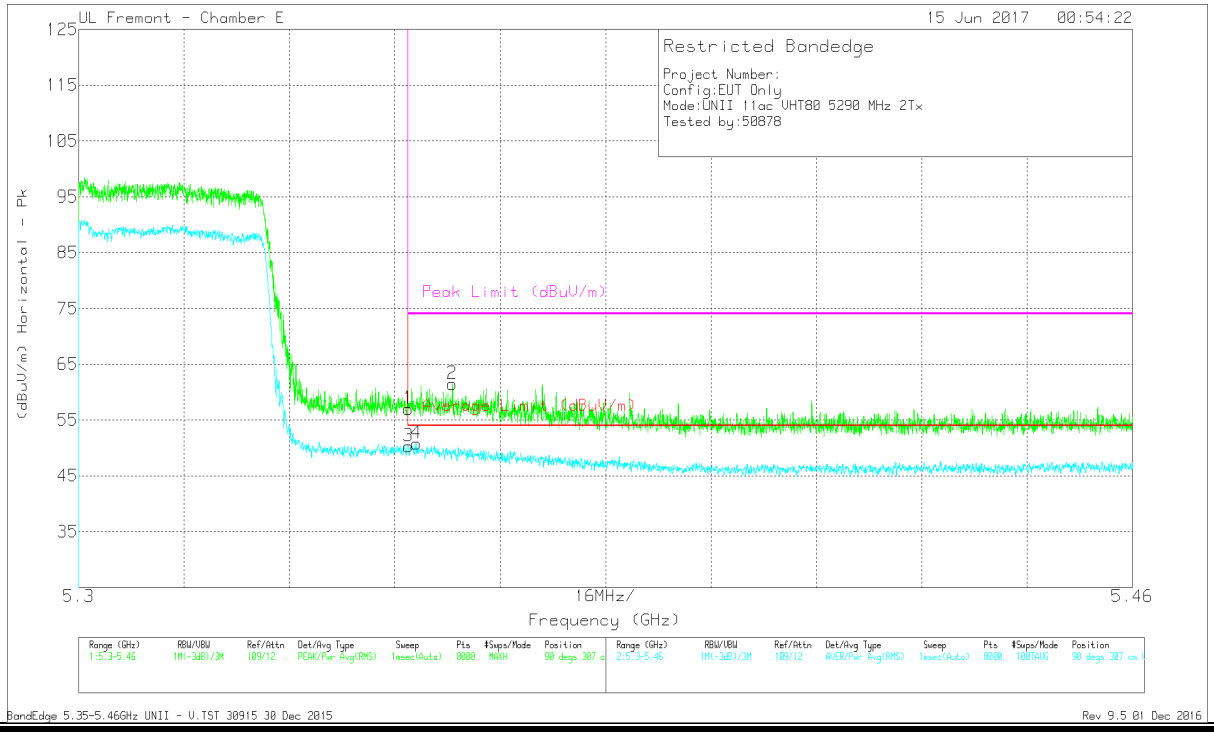

Marker	Frequency (GHz)	Meter Reading (dBuV)	Det	AF T136 (dB/m)	Amp/Cbl/Fltr/Pad (dB)	DC Corr (dB)	Corrected Reading (dBuV/m)	Average Limit (dBuV/m)	Margin (dB)	Peak Limit (dBuV/m)	PK Margin (dB)	Azimuth (Degs)	Height (cm)	Polarity
1	* 5.35	41.1	Pk	35.2	-19.3	0	57	-	-	74	-17	90	307	V
2	* 5.357	45.57	Pk	35.2	-19.3	0	61.47	-	-	74	-12.53	90	307	V
3	* 5.35	34.35	RMS	35.2	-19.3	.19	50.44	54	-3.56	-	-	90	307	V
4	* 5.351	34.87	RMS	35.2	-19.3	.19	50.96	54	-3.04	-	-	90	307	V

* - indicates frequency in CFR47 Pt 15 / IC RSS-Restricted Band
Pk - Peak detector
RMS - RMS detection
BandEdge 5.35-5.46GHz UNII - V.TST 30915 30 Dec 2015
Rev 9.5 01 Dec 2016

This report shall not be reproduced except in full, without the written approval of UL Verification Services Inc.

HARMONICS AND SPURIOUS EMISSIONS

LOW CHANNEL HORIZONTAL

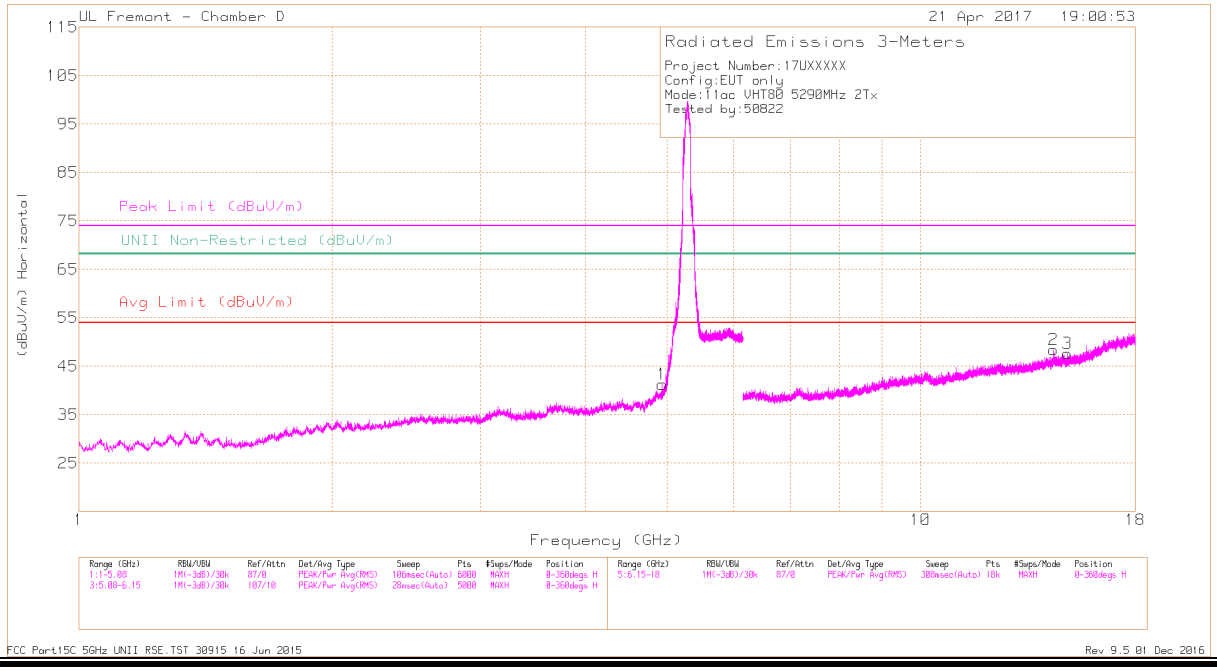

LOW CHANNEL VERTICAL

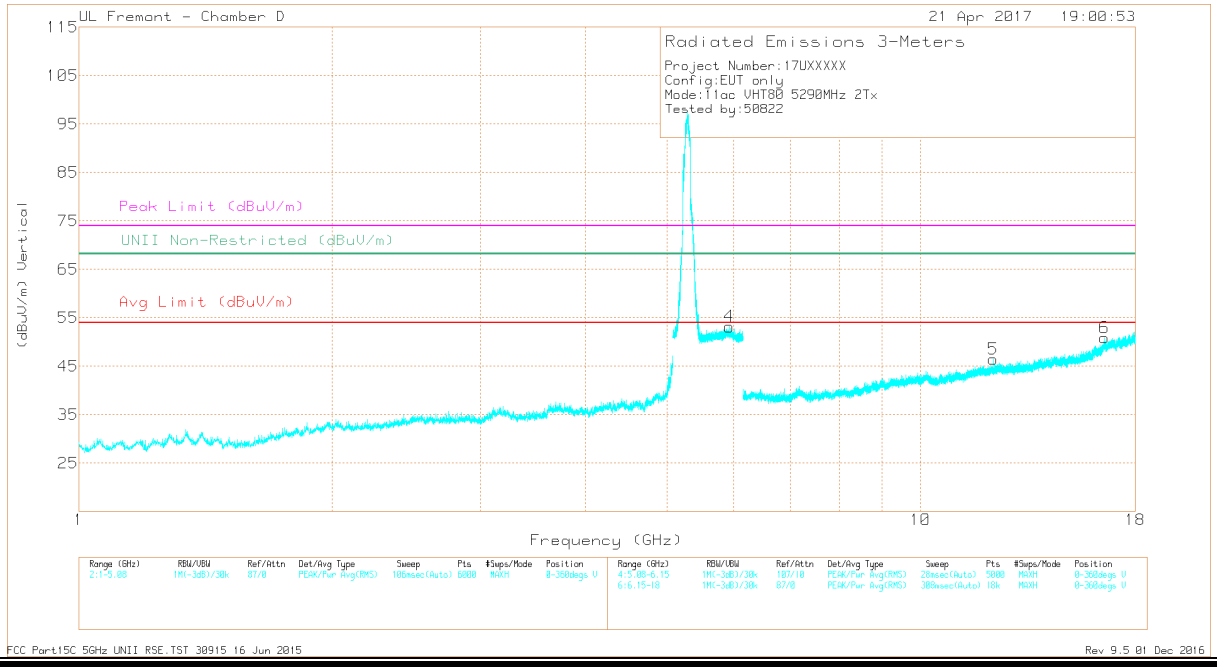

This report shall not be reproduced except in full, without the written approval of UL Verification Services Inc.

DATA

Marker	Frequency (GHz)	Meter Reading (dBuV)	Det	AF T862 (dB/m)	Amp/Cbl/Fltr/Pad (dB)	DC Corr (dB)	Corrected Reading (dBuV/m)	Avg Limit (dBuV/m)	Margin (dB)	Peak Limit (dBuV/m)	PK Margin (dB)	UNII Non-Restricted (dBuV/m)	PK Margin (dB)	Azimuth (Degs)	Height (cm)	Polarity
1	* 4.936	37.68	PK-U	34.2	-26.7		45.18	-	-	74	-28.82	-	-	340	117	H
	* 4.936	25.9	ADR	34.2	-26.7	.19	33.59	54	-20.41	-	-	-	-	340	117	H
5	* 12.191	34.85	PK-U	39	-21.9		51.95	-	-	74	-22.05	-	-	199	227	V
	* 12.193	22.96	ADR	39	-21.9	.19	40.25	54	-13.75	-	-	-	-	199	227	V
4	5.923	41.79	PK-U	35.3	-17.4		59.69	-	-	-	-	68.2	-8.51	266	165	V
	5.923	30.18	ADR	35.3	-17.4		48.08	-	-	-	-	-	-	266	165	V
2	14.385	36.22	PK-U	39.8	-22.3		53.72	-	-	-	-	68.2	-14.48	32	380	H
	14.388	24.35	ADR	39.8	-22.3		41.85	-	-	-	-	-	-	32	380	H
3	14.932	23.97	ADR	39.9	-22.2		41.67	-	-	-	-	-	-	305	204	H
	14.933	35.8	PK-U	39.9	-22.2		53.5	-	-	-	-	68.2	-14.7	305	204	H
6	16.551	22.2	ADR	41.3	-18.3		45.2	-	-	-	-	-	-	333	179	V
	16.552	33.89	PK-U	41.3	-18.3		56.89	-	-	-	-	68.2	-11.31	333	179	V

* - indicates frequency in CFR47 Pt 15 / IC RSS-Restricted Band

PK-U - U-NII: Maximum Peak

ADR - U-NII AD primary method, RMS average

FCC Part15C 5GHz UNII RSE.TST 30915 16 Jun 2015
Rev 9.5 01 Dec 2016

This report shall not be reproduced except in full, without the written approval of UL Verification Services Inc.

9.1.19. 11n HT20 UAT 2 SISO MODE IN THE 5.6GHz BAND

RESTRICTED BANDEDGE (LOW CHANNEL)

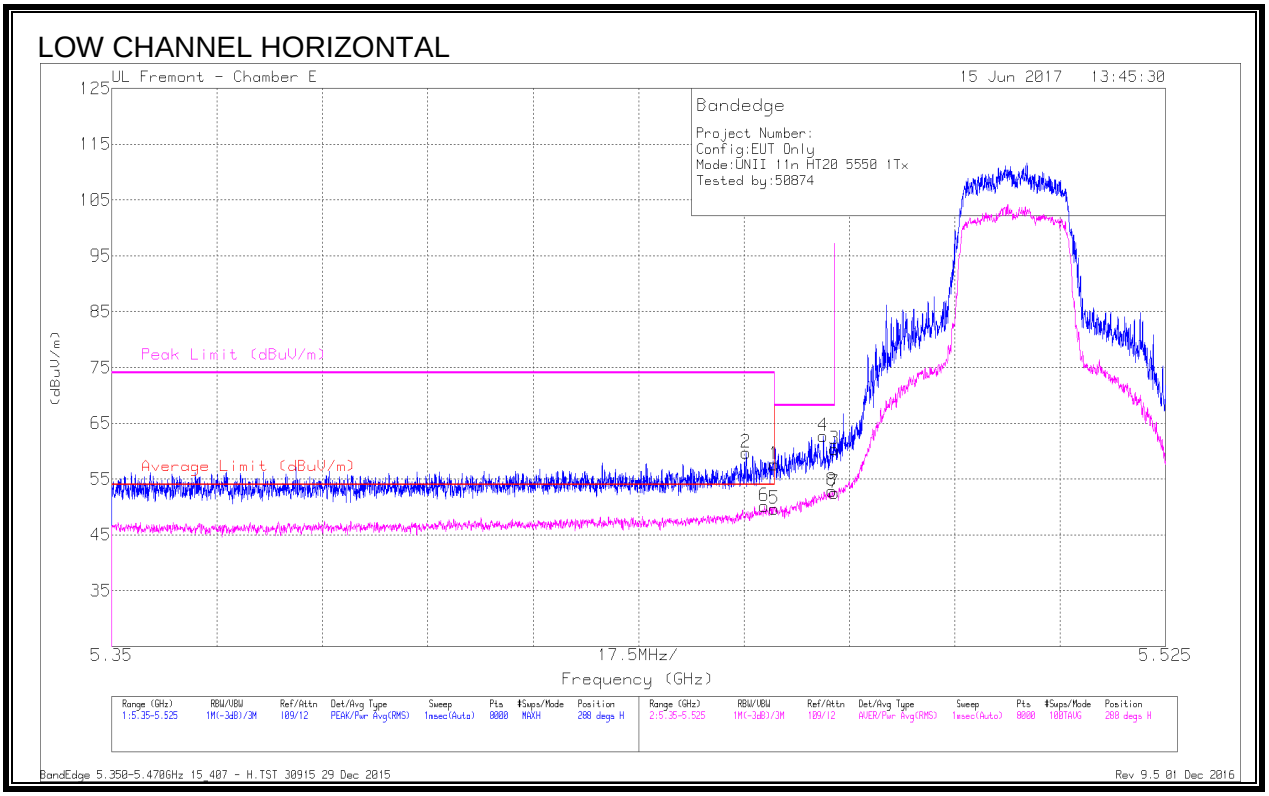

Marker	Frequency (GHz)	Meter Reading (dBuV)	Det	AF T136 (dB/m)	Amp/Cbl /Fltr/Pad (dB)	Corrected Reading (dBuV/m)	Average Limit (dBuV/m)	Margin (dB)	Peak Limit (dBuV/m)	PK Margin (dB)	Azimuth (Degs)	Height (cm)	Polarity
2	* 5.455	44.06	Pk	35.1	-19.4	59.76	-	-	74	-14.24	288	174	H
6	* 5.458	34.32	RMS	35.1	-19.3	50.12	54	-3.88	-	-	288	174	H
1	* 5.46	41.8	Pk	35.1	-19.3	57.6	-	-	74	-16.4	288	174	H
5	* 5.46	33.91	RMS	35.1	-19.3	49.71	54	-4.29	-	-	288	174	H
4	5.468	47.16	Pk	35.1	-19.5	62.76	-	-	68.2	-5.44	288	174	H
3	5.47	44.62	Pk	35.1	-19.4	60.32	-	-	68.2	-7.88	288	174	H
7	5.47	36.79	RMS	35.1	-19.4	52.49	-	-	-	-	288	174	H
8	5.47	37.24	RMS	35.1	-19.4	52.94	-	-	-	-	288	174	H

* - indicates frequency in CFR47 Pt 15 / IC RSS-Restricted Band
Pk - Peak detector
RMS - RMS detection
BandEdge 5.350-5.470GHz 15_407 - H.TST 30915 29 Dec 2015
Rev 9.5 01 Dec 2016

This report shall not be reproduced except in full, without the written approval of UL Verification Services Inc.

LOW CHANNEL VERTICAL

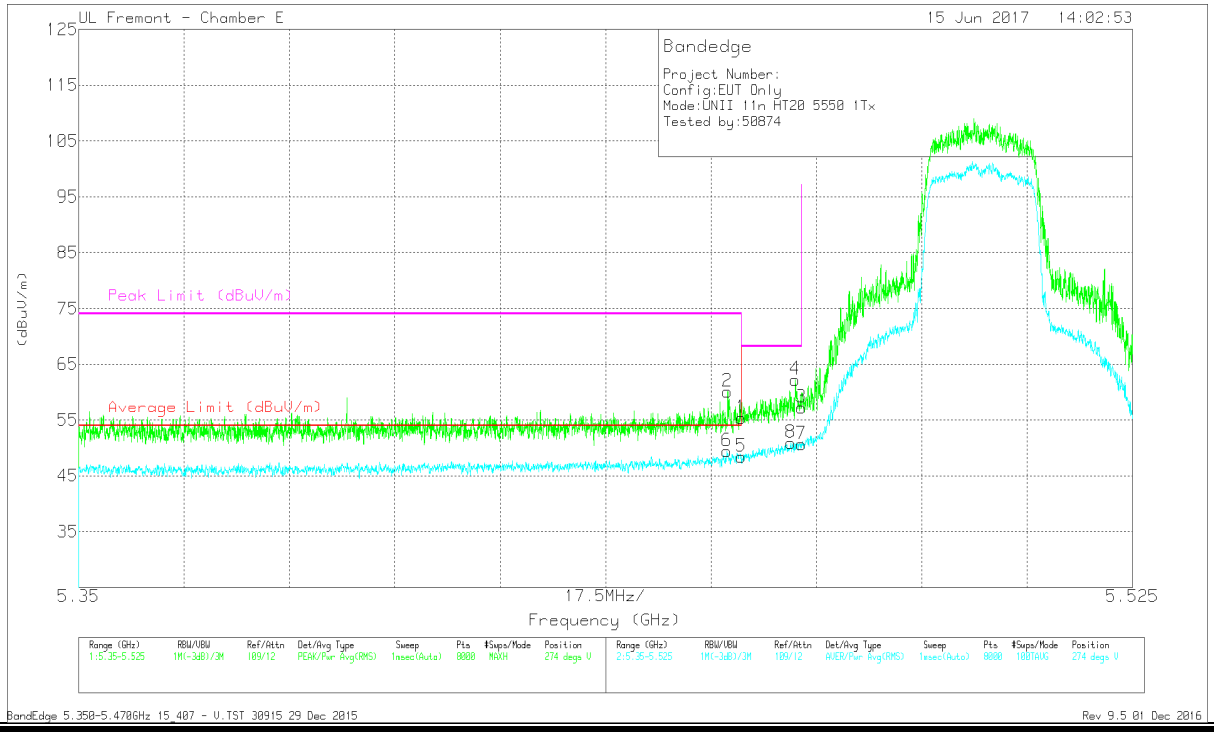

Marker	Frequency (GHz)	Meter Reading (dBuV)	Det	AF T136 (dB/m)	Amp/Cbl /Fltr/Pad (dB)	Corrected Reading (dBuV/m)	Average Limit (dBuV/m)	Margin (dB)	Peak Limit (dBuV/m)	PK Margin (dB)	Azimuth (Degs)	Height (cm)	Polarity
2	* 5.458	44.41	Pk	35.1	-19.4	60.11	-	-	74	-13.89	274	291	V
6	* 5.458	33.69	RMS	35.1	-19.4	49.39	54	-4.61	-	-	274	291	V
1	* 5.46	39.58	Pk	35.1	-19.3	55.38	-	-	74	-18.62	274	291	V
5	* 5.46	32.58	RMS	35.1	-19.3	48.38	54	-5.62	-	-	274	291	V
8	5.468	35.34	RMS	35.1	-19.5	50.94	-	-	-	-	274	291	V
4	5.469	46.57	Pk	35.1	-19.4	62.27	-	-	68.2	-5.93	274	291	V
3	5.47	41.53	Pk	35.1	-19.4	57.23	-	-	68.2	-10.97	274	291	V
7	5.47	34.98	RMS	35.1	-19.4	50.68	-	-	-	-	274	291	V

* - indicates frequency in CFR47 Pt 15 / IC RSS-Restricted Band
Pk - Peak detector
RMS - RMS detection
BandEdge 5.350-5.470GHz 15_407 - V.TST 30915 29 Dec 2015
Rev 9.5 01 Dec 2016

This report shall not be reproduced except in full, without the written approval of UL Verification Services Inc.

AUTHORIZED BANDEDGE (HIGH CHANNEL)

HIGH CHANNEL HORIZONTAL

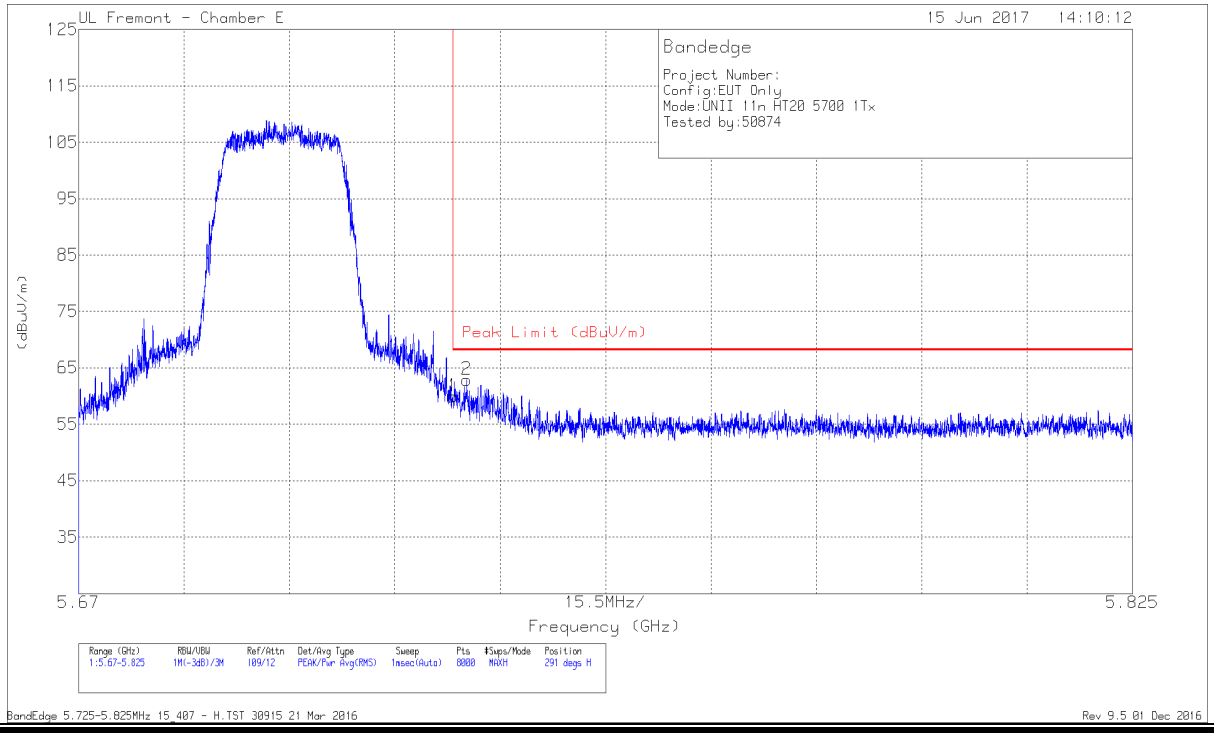

Marker	Frequency (GHz)	Meter Reading (dBuV)	Det	AF T136 (dB/m)	Amp/Cbl/Fltr/Pad (dB)	Corrected Reading (dBuV/m)	Peak Limit (dBuV/m)	PK Margin (dB)	Azimuth (Degs)	Height (cm)	Polarity
1	5.725	44.68	Pk	34.9	-19.6	59.98	68.2	-8.22	291	226	H
2	5.727	47.52	Pk	34.9	-19.5	62.92	68.2	-5.28	291	226	H

Pk - Peak detector
BandEdge 5.725-5.825MHz 15_407 - H.TST 30915 21 Mar 2016
Rev 9.5 01 Dec 2016

This report shall not be reproduced except in full, without the written approval of UL Verification Services Inc.

HIGH CHANNEL VERTICAL

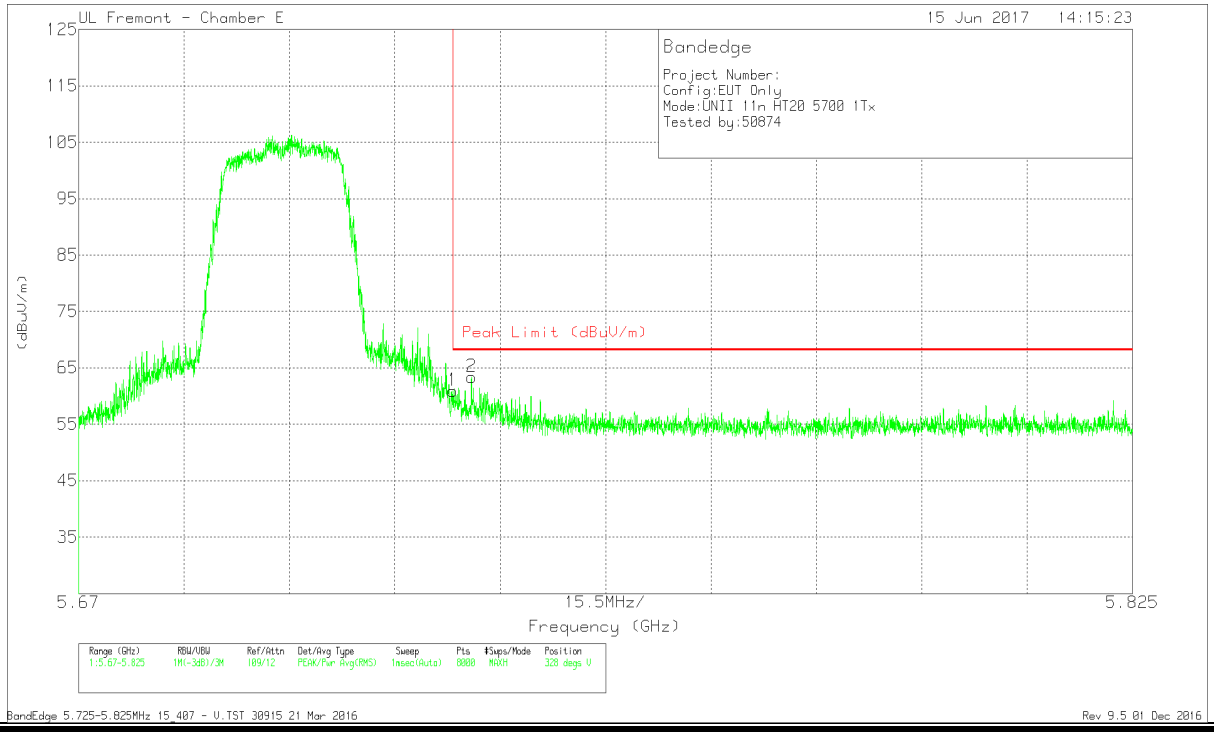

Marker	Frequency (GHz)	Meter Reading (dBuV)	Det	AF T136 (dB/m)	Amp/Cbl/Fltr/Pad (dB)	Corrected Reading (dBuV/m)	Peak Limit (dBuV/m)	PK Margin (dB)	Azimuth (Degs)	Height (cm)	Polarity
1	5.725	45.67	Pk	34.9	-19.6	60.97	68.2	-7.23	328	317	V
2	5.728	48.02	Pk	34.9	-19.5	63.42	68.2	-4.78	328	317	V

Pk - Peak detector
BandEdge 5.725-5.825MHz 15_407 - V.TST 30915 21 Mar 2016
Rev 9.5 01 Dec 2016

UL VERIFICATION SERVICES INC. FORM NO: CCSUP4701J
47173 BENICIA STREET, FREMONT, CA 94538, USA TEL: (510) 771-1000 FAX: (510) 661-0888
This report shall not be reproduced except in full, without the written approval of UL Verification Services Inc.

9.1.20. 11n HT20 LAT 3 SISO MODE IN THE 5.6GHz BAND

RESTRICTED BANDEDGE (LOW CHANNEL)

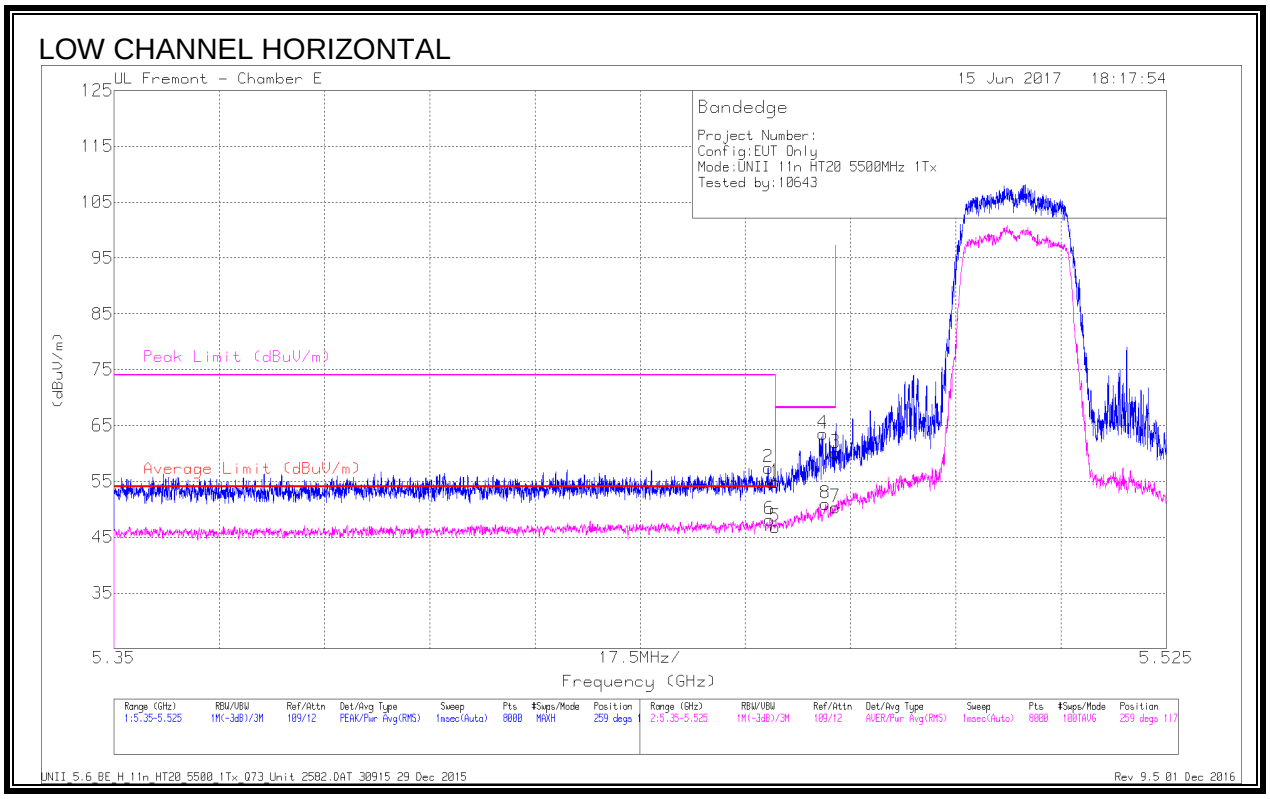

Marker	Frequency (GHz)	Meter Reading (dBuV)	Det	AF T136 (dB/m)	Amp/Cbl /Fltr/Pad (dB)	Corrected Reading (dBuV/m)	Average Limit (dBuV/m)	Margin (dB)	Peak Limit (dBuV/m)	PK Margin (dB)	Azimuth (Degs)	Height (cm)	Polarity
2	* 5.459	41.67	Pk	35.1	-19.3	57.47	-	-	74	-16.53	259	117	H
6	* 5.459	32.38	RMS	35.1	-19.3	48.18	54	-5.82	-	-	259	117	H
1	* 5.46	39.06	Pk	35.1	-19.3	54.86	-	-	74	-19.14	259	117	H
5	* 5.46	31.04	RMS	35.1	-19.3	46.84	54	-7.16	-	-	259	117	H
4	5.468	47.97	Pk	35.1	-19.5	63.57	-	-	68.2	-4.63	259	117	H
8	5.468	35.39	RMS	35.1	-19.5	50.99	-	-	-	-	259	117	H
3	5.47	44.45	Pk	35.1	-19.4	60.15	-	-	68.2	-8.05	259	117	H
7	5.47	34.66	RMS	35.1	-19.4	50.36	-	-	-	-	259	117	H

* - indicates frequency in CFR47 Pt 15 / IC RSS-Restricted Band
Pk - Peak detector
RMS - RMS detection
UNII_5.6_BE_H_11n_HT20_5500_1Tx_Q73_Unit 2582.DAT 30915 29 Dec 2015
Rev 9.5 01 Dec 2016

This report shall not be reproduced except in full, without the written approval of UL Verification Services Inc.

LOW CHANNEL VERTICAL

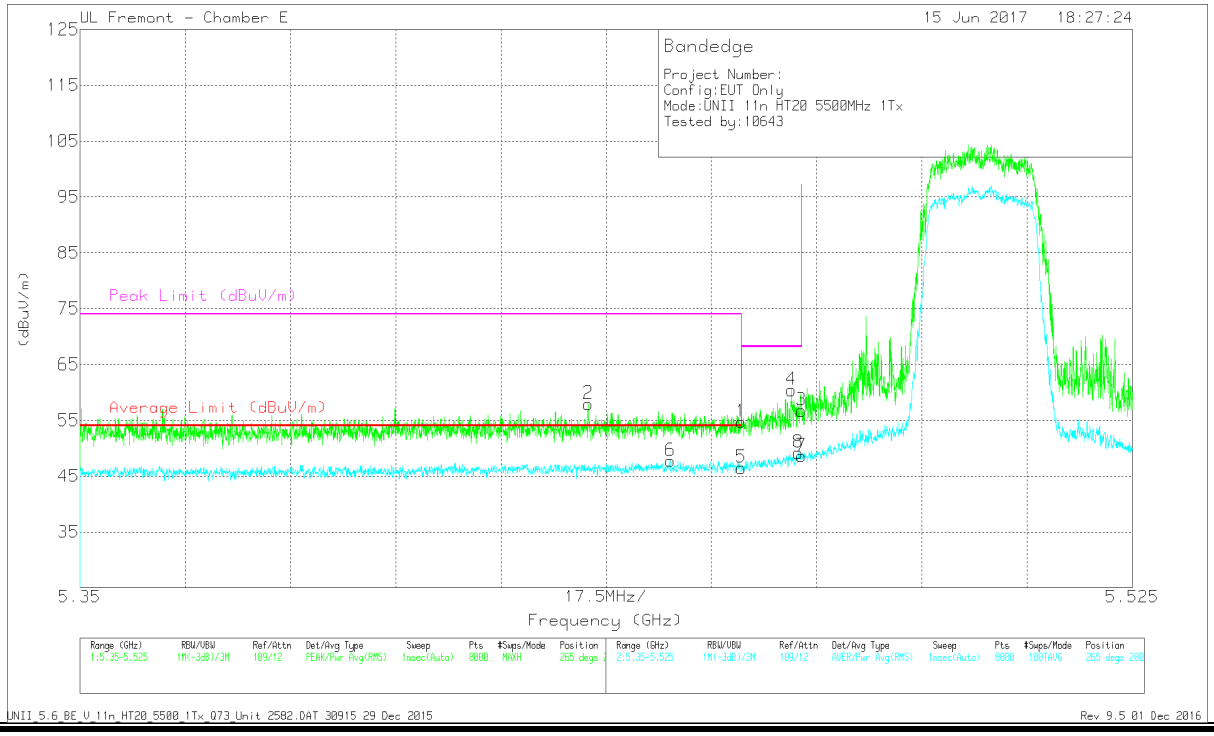

Marker	Frequency (GHz)	Meter Reading (dBuV)	Det	AF T136 (dB/m)	Amp/Cbl /Fltr/Pad (dB)	Corrected Reading (dBuV/m)	Average Limit (dBuV/m)	Margin (dB)	Peak Limit (dBuV/m)	PK Margin (dB)	Azimuth (Degs)	Height (cm)	Polarity
1	* 5.46	38.9	Pk	35.1	-19.3	54.7	-	-	74	-19.3	265	200	V
2	* 5.435	42.12	Pk	35.1	-19.3	57.92	-	-	74	-16.08	265	200	V
5	* 5.46	30.69	RMS	35.1	-19.3	46.49	54	-7.51	-	-	265	200	V
6	* 5.448	31.94	RMS	35.1	-19.3	47.74	54	-6.26	-	-	265	200	V
4	5.468	44.83	Pk	35.1	-19.5	60.43	-	-	68.2	-7.77	265	200	V
8	5.469	33.49	RMS	35.1	-19.4	49.19	-	-	-	-	265	200	V
3	5.47	41.05	Pk	35.1	-19.4	56.75	-	-	68.2	-11.45	265	200	V
7	5.47	32.92	RMS	35.1	-19.4	48.62	-	-	-	-	265	200	V

* - indicates frequency in CFR47 Pt 15 / IC RSS-Restricted Band
Pk - Peak detector
RMS - RMS detection
UNII_5.6_BE_V_11n_HT20_5500_1Tx_Q73_Unit 2582.DAT 30915 29 Dec 2015
Rev 9.5 01 Dec 2016

UL VERIFICATION SERVICES INC. FORM NO: CCSUP4701J
47173 BENICIA STREET, FREMONT, CA 94538, USA TEL: (510) 771-1000 FAX: (510) 661-0888
This report shall not be reproduced except in full, without the written approval of UL Verification Services Inc.

AUTHORIZED BANDEDGE (HIGH CHANNEL)

HIGH CHANNEL HORIZONTAL

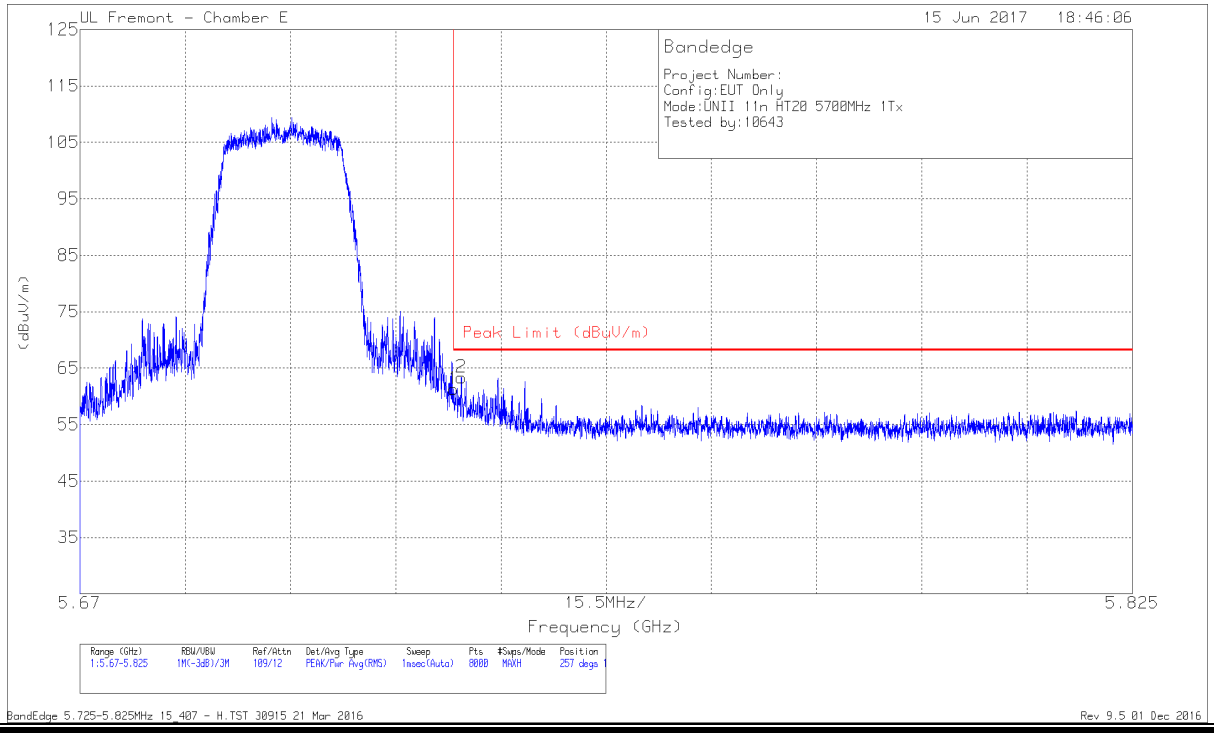

Marker	Frequency (GHz)	Meter Reading (dBuV)	Det	AF T136 (dB/m)	Amp/Cbl/Fltr/Pad (dB)	Corrected Reading (dBuV/m)	Peak Limit (dBuV/m)	PK Margin (dB)	Azimuth (Degs)	Height (cm)	Polarity
1	5.725	45.98	Pk	34.9	-19.6	61.28	68.2	-6.92	257	112	H
2	5.726	47.95	Pk	34.9	-19.5	63.35	68.2	-4.85	257	112	H

Pk - Peak detector
BandEdge 5.725-5.825MHz 15_407 - H.TST 30915 21 Mar 2016
Rev 9.5 01 Dec 2016

This report shall not be reproduced except in full, without the written approval of UL Verification Services Inc.

HIGH CHANNEL VERTICAL

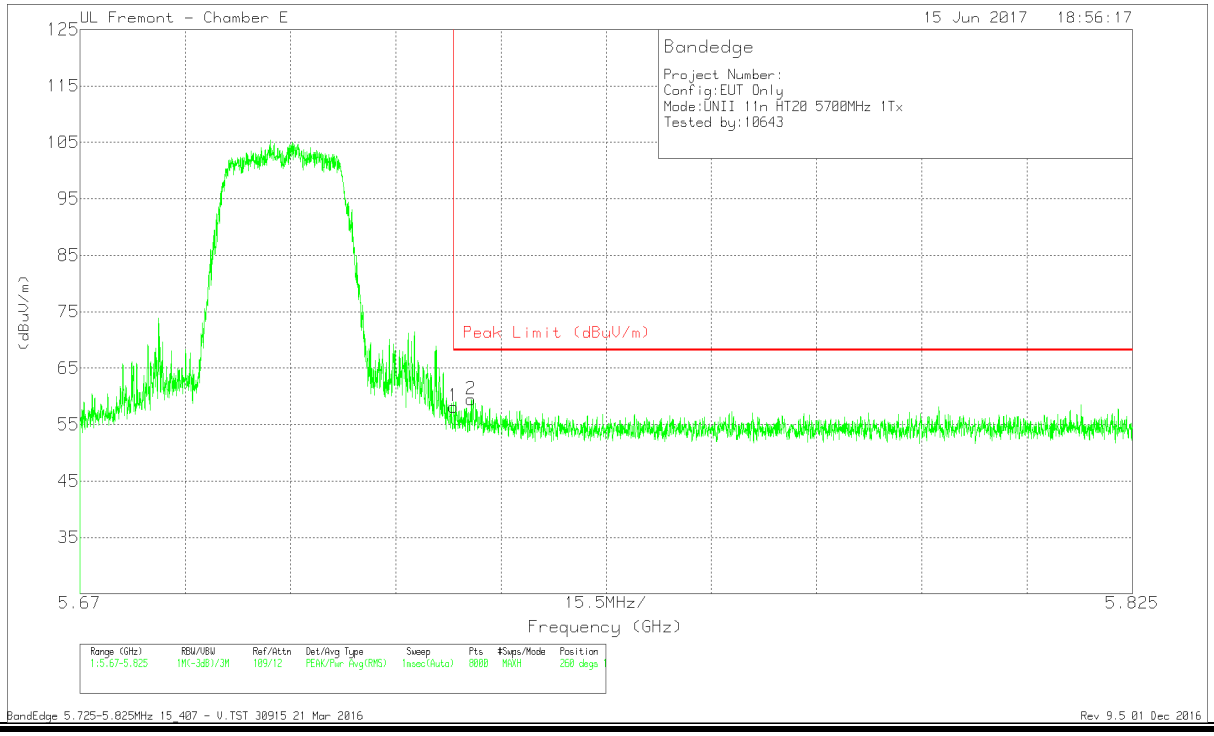

Marker	Frequency (GHz)	Meter Reading (dBuV)	Det	AF T136 (dB/m)	Amp/Cbl/Fltr/Pad (dB)	Corrected Reading (dBuV/m)	Peak Limit (dBuV/m)	PK Margin (dB)	Azimuth (Degs)	Height (cm)	Polarity
1	5.725	42.9	Pk	34.9	-19.6	58.2	68.2	-10	260	192	V
2	5.728	44.07	Pk	34.9	-19.5	59.47	68.2	-8.73	260	192	V

* - indicates frequency in CFR47 Pt 15 / IC RSS-Restricted Band
Pk - Peak detector
BandEdge 5.725-5.825MHz 15_407 - V.TST 30915 21 Mar 2016
Rev 9.5 01 Dec 2016

UL VERIFICATION SERVICES INC. FORM NO: CCSUP4701J
47173 BENICIA STREET, FREMONT, CA 94538, USA TEL: (510) 771-1000 FAX: (510) 661-0888
This report shall not be reproduced except in full, without the written approval of UL Verification Services Inc.

9.1.21. 11n HT20 2TX CDD MIMO MODE IN THE 5.6GHz BAND

RESTRICTED BANDEDGE (LOW CHANNEL)

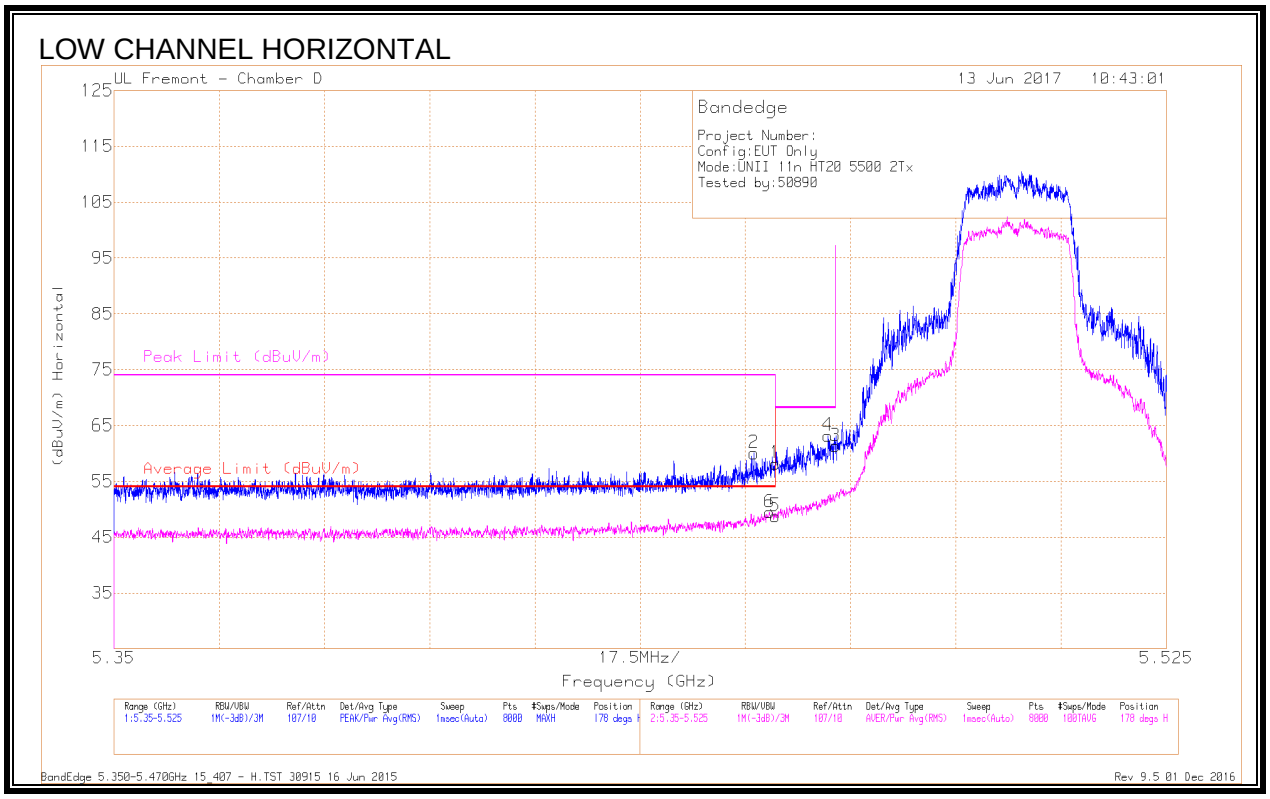

Marker	Frequency (GHz)	Meter Reading (dBuV)	Det	AF T120 (dB/m)	Amp/Cbl /Fltr/Pad (dB)	Corrected Reading (dBuV/m)	Average Limit (dBuV/m)	Margin (dB)	Peak Limit (dBuV/m)	PK Margin (dB)	Azimuth (Degs)	Height (cm)	Polarity
1	* 5.46	41.4	Pk	34.7	-17.9	58.2	-	-	74	-15.8	178	264	H
2	* 5.456	43.35	Pk	34.7	-18	60.05	-	-	74	-13.95	178	264	H
5	* 5.46	31.96	RMS	34.7	-17.9	48.76	54	-5.24	-	-	178	264	H
6	* 5.459	32.77	RMS	34.7	-18	49.47	54	-4.53	-	-	178	264	H
4	5.469	46.39	Pk	34.7	-17.9	63.19	-	-	68.2	-5.01	178	264	H
3	5.47	44.53	Pk	34.7	-17.9	61.33	-	-	68.2	-6.87	178	264	H

* - indicates frequency in CFR47 Pt 15 / IC RSS-Restricted Band
Pk - Peak detector
RMS - RMS detection
BandEdge 5.350-5.470GHz 15_407 - H.TST 30915 16 Jun 2015
Rev 9.5 01 Dec 2016

This report shall not be reproduced except in full, without the written approval of UL Verification Services Inc.

LOW CHANNEL VERTICAL

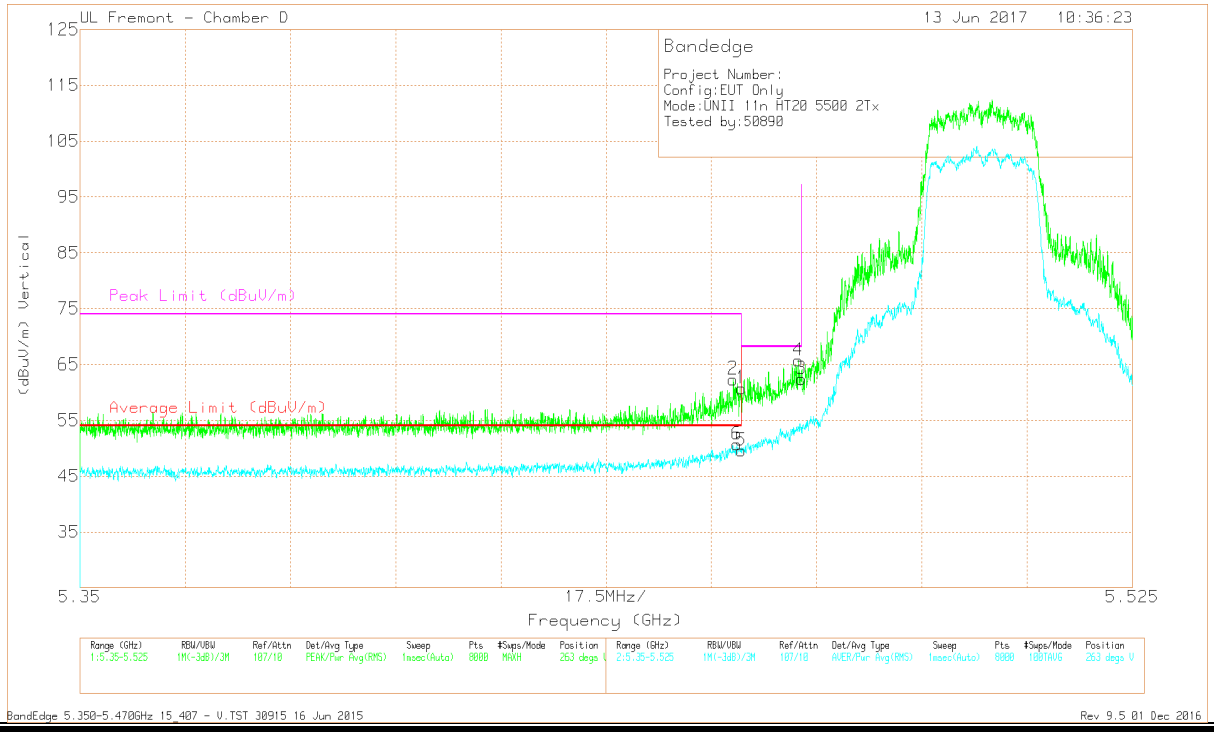

Marker	Frequency (GHz)	Meter Reading (dBuV)	Det	AF T120 (dB/m)	Amp/Cbl /Fltr/Pad (dB)	Corrected Reading (dBuV/m)	Average Limit (dBuV/m)	Margin (dB)	Peak Limit (dBuV/m)	PK Margin (dB)	Azimuth (Degs)	Height (cm)	Polarity
1	* 5.46	43.93	Pk	34.7	-17.9	60.73	-	-	74	-13.27	263	162	V
2	* 5.459	45.63	Pk	34.7	-18	62.33	-	-	74	-11.67	263	162	V
5	* 5.46	32.76	RMS	34.7	-17.9	49.56	54	-4.44	-	-	263	162	V
6	* 5.459	33.97	RMS	34.7	-18	50.67	54	-3.33	-	-	263	162	V
4	5.469	48.92	Pk	34.7	-17.9	65.72	-	-	68.2	-2.48	263	162	V
3	5.47	45.6	Pk	34.7	-17.9	62.4	-	-	68.2	-5.8	263	162	V

* - indicates frequency in CFR47 Pt 15 / IC RSS-Restricted Band
Pk - Peak detector
RMS - RMS detection
BandEdge 5.350-5.470GHz 15_407 - V.TST 30915 16 Jun 2015
Rev 9.5 01 Dec 2016

UL VERIFICATION SERVICES INC. FORM NO: CCSUP4701J
47173 BENICIA STREET, FREMONT, CA 94538, USA TEL: (510) 771-1000 FAX: (510) 661-0888
This report shall not be reproduced except in full, without the written approval of UL Verification Services Inc.

AUTHORIZED BANDEDGE (HIGH CHANNEL)

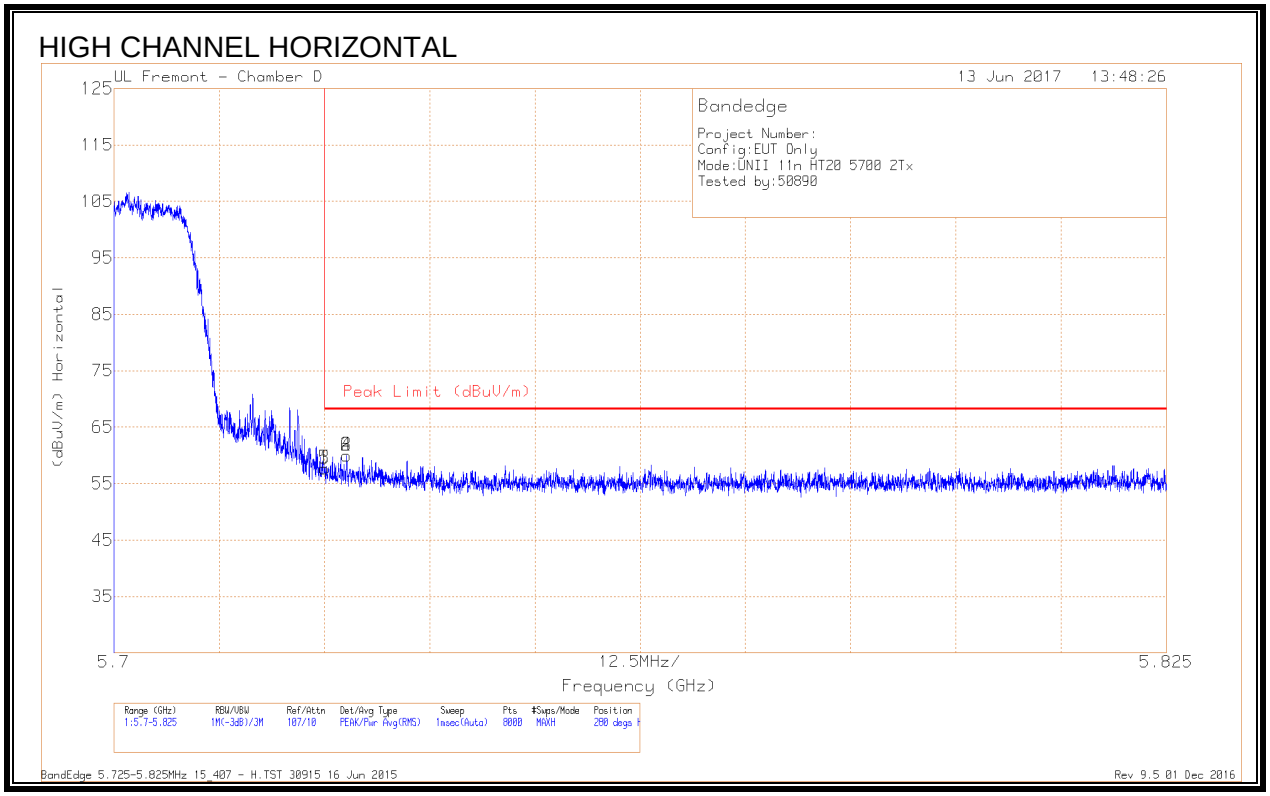

Marker	Frequency (GHz)	Meter Reading (dBuV)	Det	AF T120 (dB/m)	Amp/Cbl/Fltr/Pad (dB)	Corrected Reading (dBuV/m)	Peak Limit (dBuV/m)	PK Margin (dB)	Azimuth (Degs)	Height (cm)	Polarity
1	5.725	40.58	Pk	34.6	-17.5	57.68	68.2	-10.52	280	323	H
3	5.725	40.58	Pk	34.6	-17.5	57.68	68.2	-10.52	280	323	H
5	5.725	40.58	Pk	34.6	-17.5	57.68	68.2	-10.52	280	323	H
2	5.728	42.98	Pk	34.6	-17.6	59.98	68.2	-8.22	280	323	H
4	5.728	42.98	Pk	34.6	-17.6	59.98	68.2	-8.22	280	323	H
6	5.728	42.98	Pk	34.6	-17.6	59.98	68.2	-8.22	280	323	H

Pk - Peak detector
BandEdge 5.725-5.825MHz 15_407 - H.TST 30915 16 Jun 2015
Rev 9.5 01 Dec 2016

This report shall not be reproduced except in full, without the written approval of UL Verification Services Inc.

HIGH CHANNEL VERTICAL

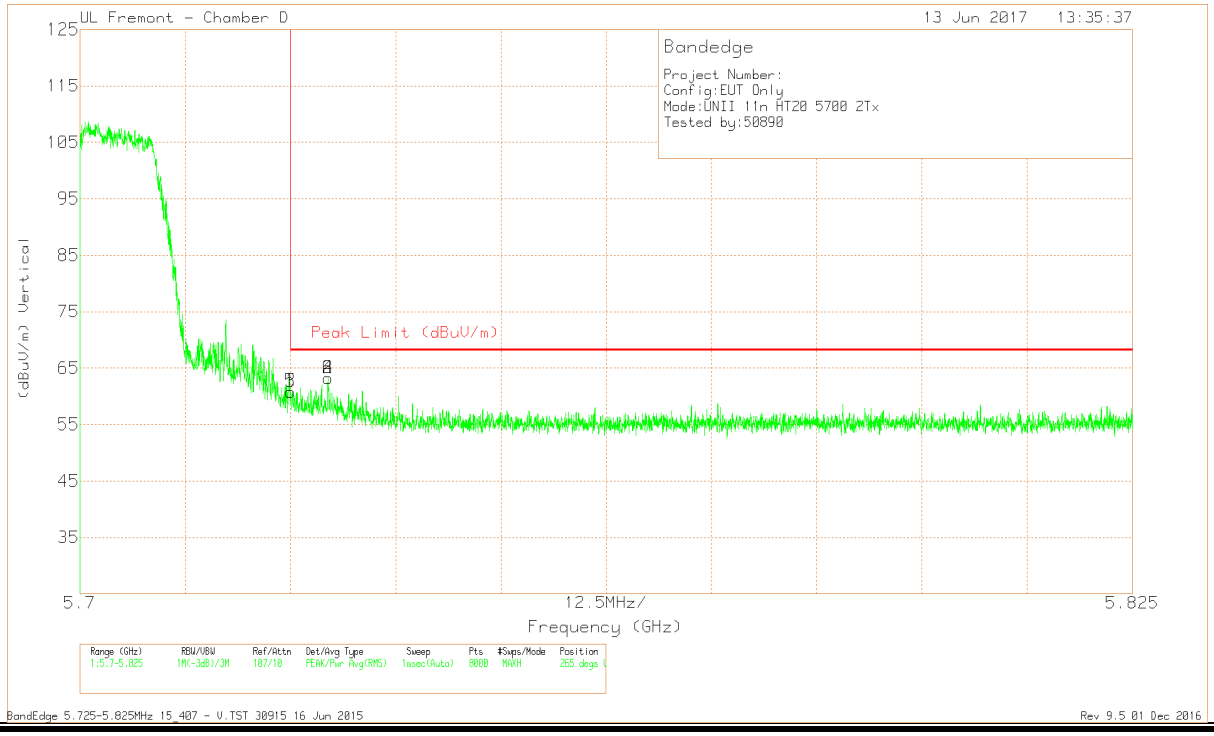

Marker	Frequency (GHz)	Meter Reading (dBuV)	Det	AF T120 (dB/m)	Amp/Cbl/Fltr/Pad (dB)	Corrected Reading (dBuV/m)	Peak Limit (dBuV/m)	PK Margin (dB)	Azimuth (Degs)	Height (cm)	Polarity
1	5.725	43.73	Pk	34.6	-17.5	60.83	68.2	-7.37	265	305	V
3	5.725	43.73	Pk	34.6	-17.5	60.83	68.2	-7.37	265	305	V
5	5.725	43.73	Pk	34.6	-17.5	60.83	68.2	-7.37	265	305	V
2	5.729	46.13	Pk	34.6	-17.5	63.23	68.2	-4.97	265	305	V
4	5.729	46.13	Pk	34.6	-17.5	63.23	68.2	-4.97	265	305	V
6	5.729	46.13	Pk	34.6	-17.5	63.23	68.2	-4.97	265	305	V

Pk - Peak detector
BandEdge 5.725-5.825MHz 15_407 - V.TST 30915 16 Jun 2015
Rev 9.5 01 Dec 2016

UL VERIFICATION SERVICES INC. FORM NO: CCSUP4701J
47173 BENICIA STREET, FREMONT, CA 94538, USA TEL: (510) 771-1000 FAX: (510) 661-0888
This report shall not be reproduced except in full, without the written approval of UL Verification Services Inc.

HARMONICS AND SPURIOUS EMISSIONS

LOW CHANNEL HORIZONTAL

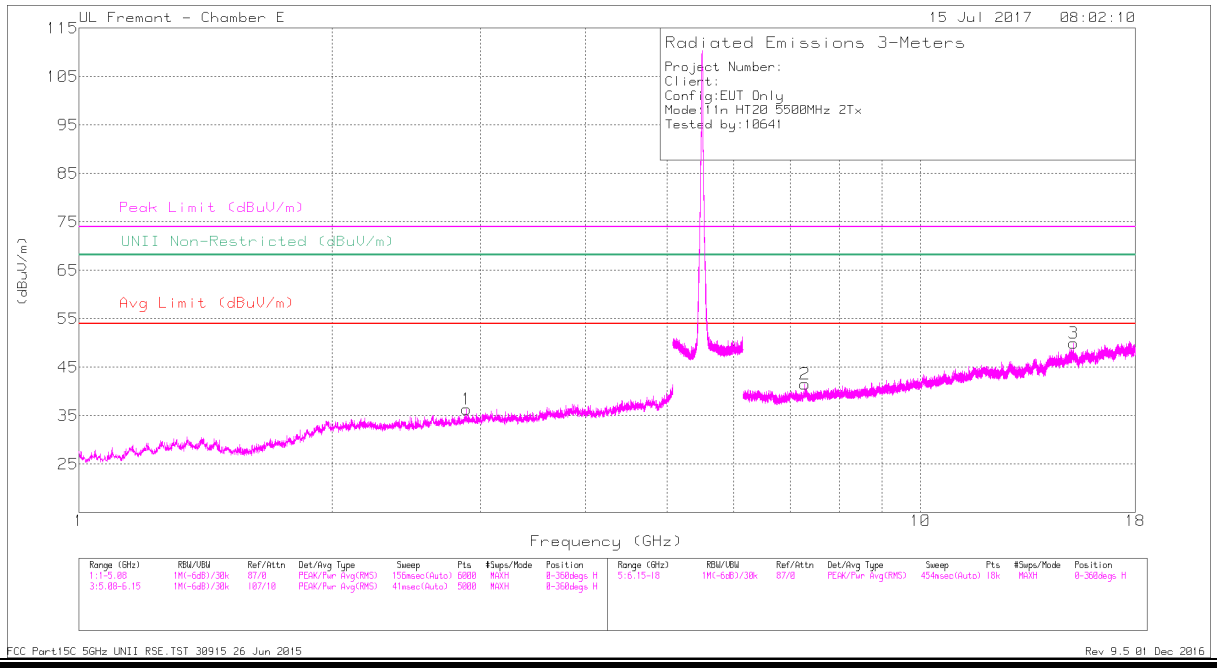

LOW CHANNEL VERTICAL

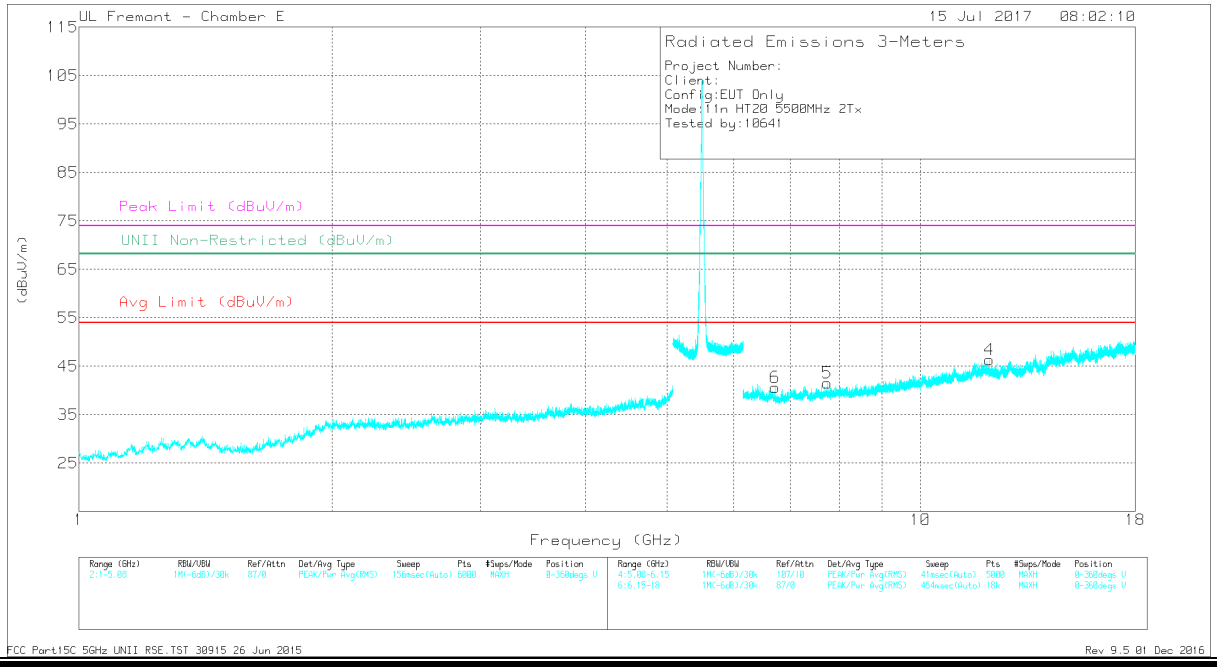

This report shall not be reproduced except in full, without the written approval of UL Verification Services Inc.

DATA

Markers	Frequency (GHz)	Meter Reading (dBuV)	Det	AF T346 (dB/m)	Amp/Cbl/Fltr/Pad (dB)	Corrected Reading (dBuV/m)	Avg Limit (dBuV/m)	Margin (dB)	Peak Limit (dBuV/m)	PK Margin (dB)	UNII Non-Restricted (dBuV/m)	PK Margin (dB)	Azimuth (Degs)	Height (cm)	Polarity
1	* 2.89	39.58	PK-U	32.8	-30.7	41.68	-	-	74	-32.32	-	-	99	233	H
	* 2.89	27.65	ADR	32.8	-30.7	29.75	54	-24.25	-	-	-	-	99	233	H
2	* 7.288	36.12	PK-U	36	-25.7	46.42	-	-	74	-27.58	-	-	322	249	H
	* 7.292	24.97	ADR	36	-25.7	35.27	54	-18.73	-	-	-	-	322	249	H
4	* 12.077	35.16	PK-U	39.3	-24.2	50.26	-	-	74	-23.74	-	-	217	123	V
	* 12.077	23.87	ADR	39.3	-24.2	38.97	54	-15.03	-	-	-	-	217	123	V
6	6.719	37.61	PK-U	35.9	-28	45.51	-	-	-	-	68.2	-22.69	246	317	V
5	7.755	36.83	PK-U	36.5	-27	46.33	-	-	-	-	68.2	-21.87	184	213	V

* - indicates frequency in CFR47 Pt 15 / IC RSS-Restricted Band

PK-U - U-NII: Maximum Peak

ADR - U-NII AD primary method, RMS average

FCC Part15C 5GHz UNII RSE.TST 30915 26 Jun 2015
Rev 9.5 01 Dec 2016

This report shall not be reproduced except in full, without the written approval of UL Verification Services Inc.

MID CHANNEL HORIZONTAL

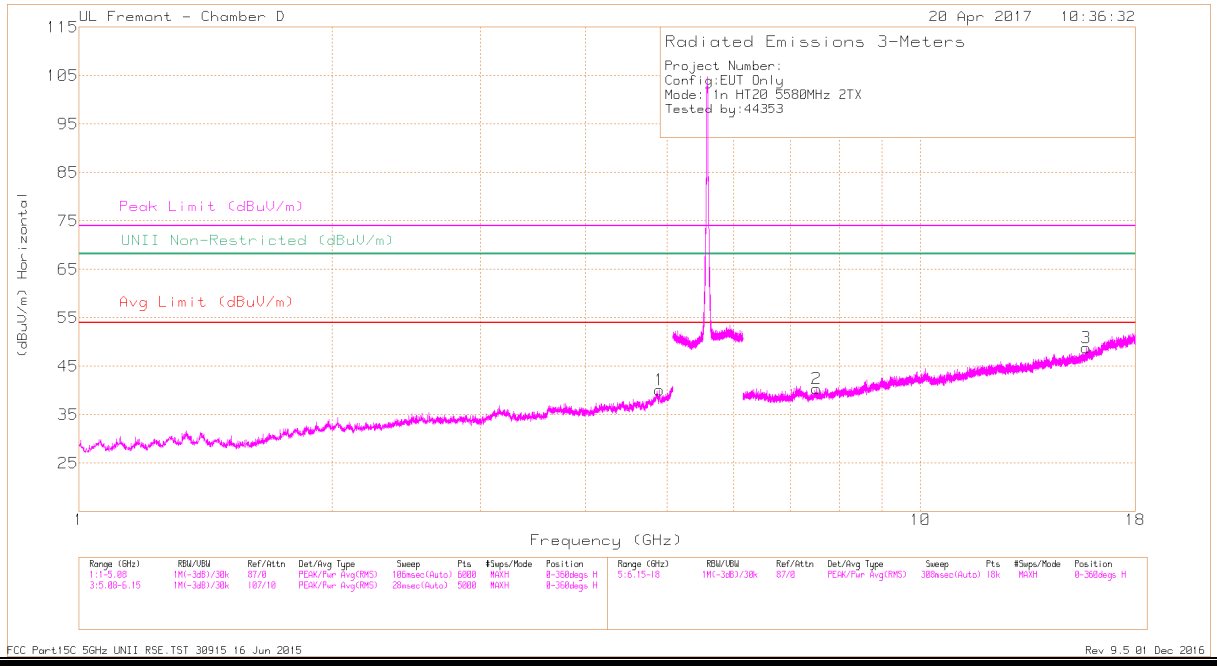

MID CHANNEL VERTICAL

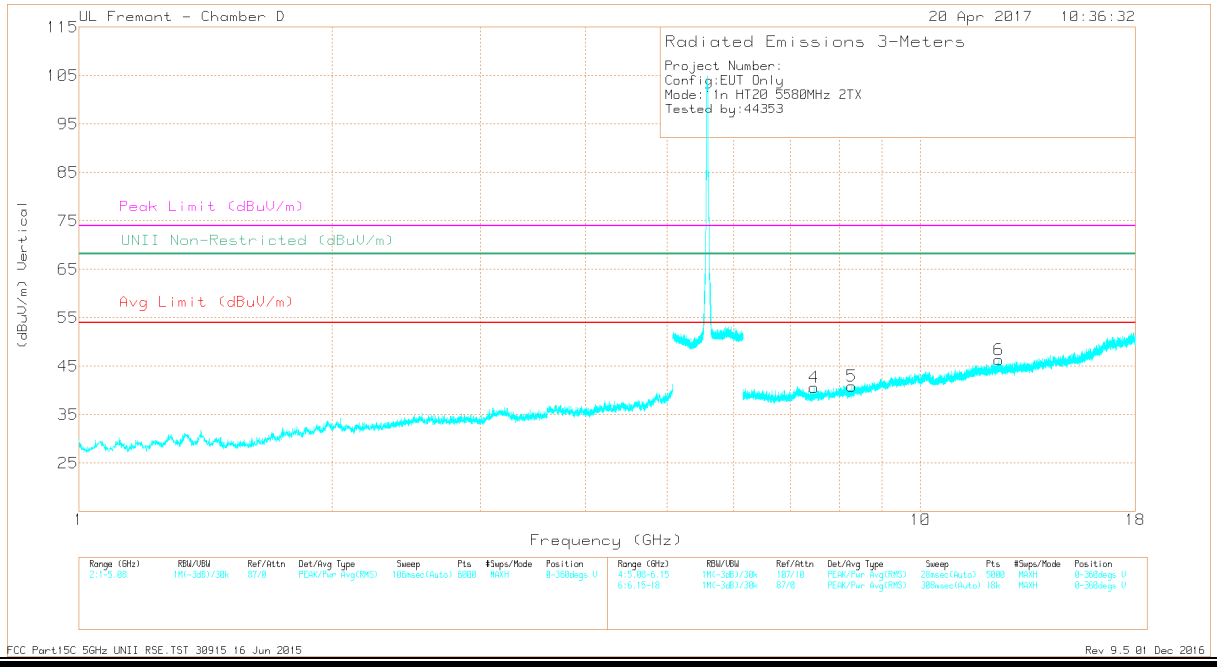

This report shall not be reproduced except in full, without the written approval of UL Verification Services Inc.

DATA

Marker	Frequency (GHz)	Meter Reading (dBuV)	Det	AF T862 (dB/m)	Amp/Cbl/Fltr/Pad (dB)	Corrected Reading (dBuV/m)	Avg Limit (dBuV/m)	Margin (dB)	Peak Limit (dBuV/m)	PK Margin (dB)	UNII Non-Restricted (dBuV/m)	PK Margin (dB)	Azimuth (Degs)	Height (cm)	Polarity
1	* 4.896	36.89	PK-U	34.2	-25.5	45.59	-	-	74	-28.41	-	-	229	140	H
	* 4.898	25.82	ADR	34.2	-25.6	34.42	54	-19.58	-	-	-	-	229	140	H
2	* 7.528	36.26	PK-U	35.7	-24.8	47.16	-	-	74	-26.84	-	-	138	275	H
	* 7.529	24.85	ADR	35.7	-24.7	35.85	54	-18.15	-	-	-	-	138	275	H
3	* 15.742	34.61	PK-U	40.2	-19.7	55.11	-	-	74	-18.89	-	-	106	181	H
	* 15.741	23.74	ADR	40.2	-19.7	44.24	54	-9.76	-	-	-	-	106	181	H
4	* 7.479	36.05	PK-U	35.7	-24.6	47.15	-	-	74	-26.85	-	-	253	322	V
	* 7.477	24.64	ADR	35.7	-24.5	35.84	54	-18.16	-	-	-	-	253	322	V
5	* 8.281	35.36	PK-U	35.9	-24.3	46.96	-	-	74	-27.04	-	-	214	108	V
	* 8.282	24.56	ADR	35.9	-24.3	36.16	54	-17.84	-	-	-	-	214	108	V
6	* 12.383	34.22	PK-U	39	-21	52.22	-	-	74	-21.78	-	-	76	211	V
	* 12.382	23.45	ADR	39	-21	41.45	54	-12.55	-	-	-	-	76	211	V

* - indicates frequency in CFR47 Pt 15 / IC RSS-Restricted Band

PK-U - U-NII: Maximum Peak

ADR - U-NII AD primary method, RMS average

FCC Part15C 5GHz UNII RSE.TST 30915 16 Jun 2015
Rev 9.5 01 Dec 2016

This report shall not be reproduced except in full, without the written approval of UL Verification Services Inc.

HIGH CHANNEL HORIZONTAL

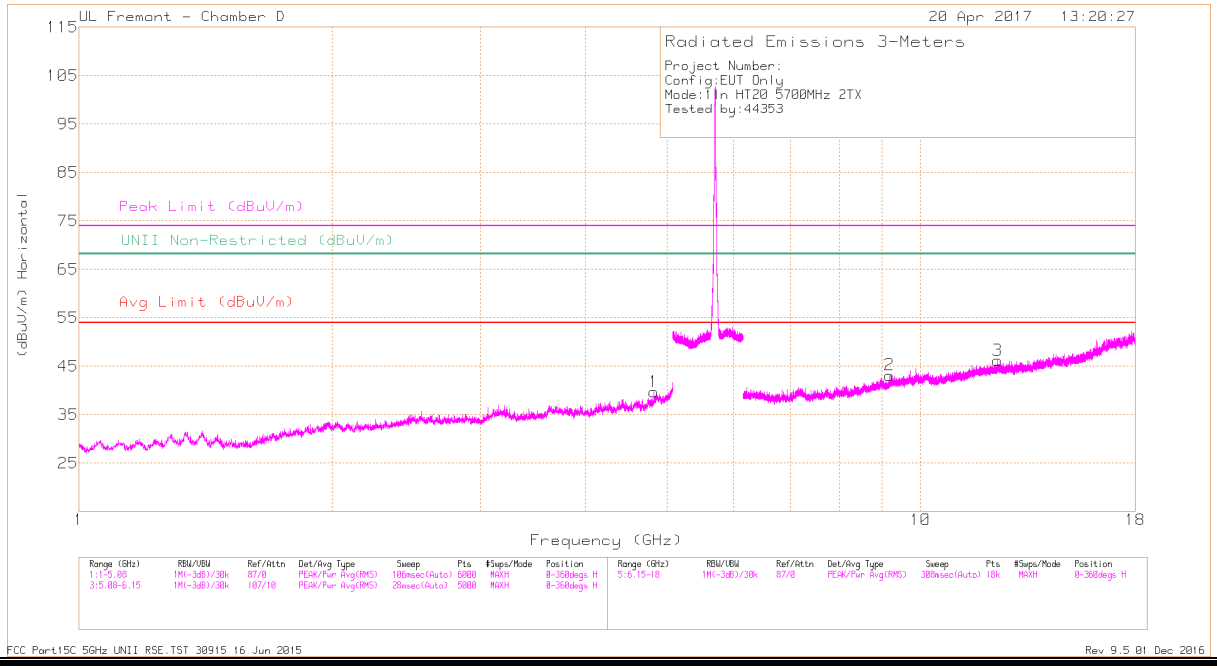

HIGH CHANNEL VERTICAL

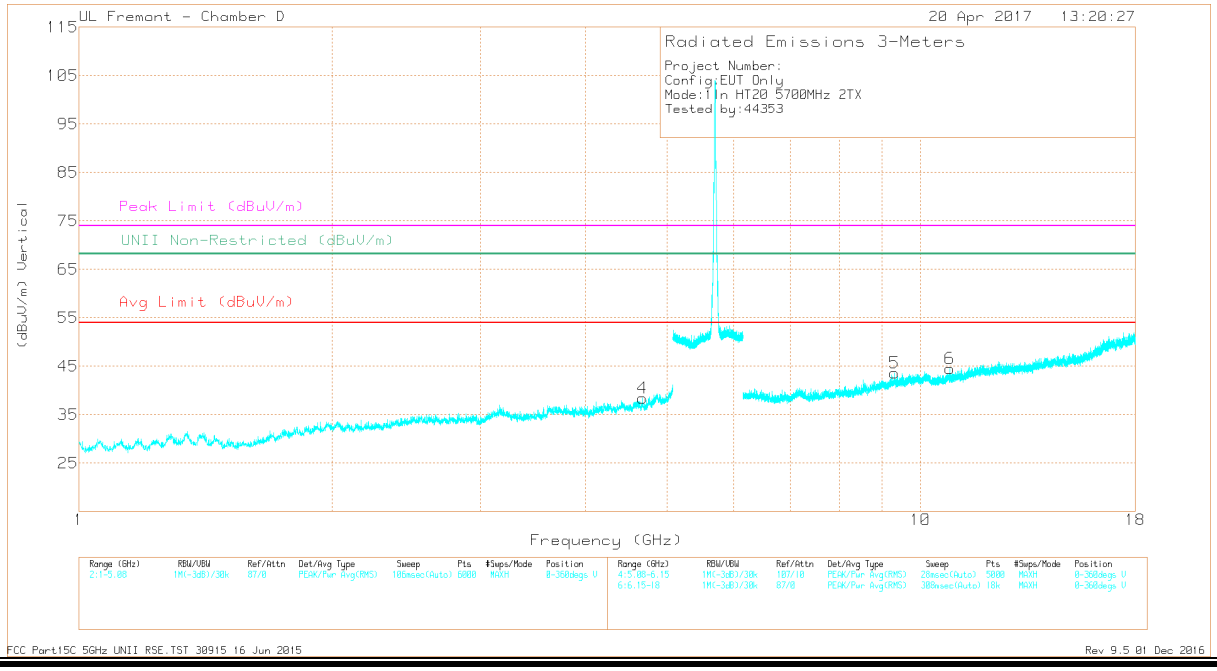

This report shall not be reproduced except in full, without the written approval of UL Verification Services Inc.

DATA

Marker	Frequency (GHz)	Meter Reading (dBuV)	Det	AF T862 (dB/m)	Amp/Cbl/Fltr/Pad (dB)	Corrected Reading (dBuV/m)	Avg Limit (dBuV/m)	Margin (dB)	Peak Limit (dBuV/m)	PK Margin (dB)	UNII Non-Restricted (dBuV/m)	PK Margin (dB)	Azimuth (Degs)	Height (cm)	Polarity
1	* 4.823	38.23	PK-U	34.1	-27	45.33	-	-	74	-28.67	-	-	313	238	H
	* 4.823	26.94	ADR	34.1	-27	34.04	54	-19.96	-	-	-	-	313	238	H
4	* 4.677	38.85	PK-U	34	-27.9	44.95	-	-	74	-29.05	-	-	100	182	V
	* 4.674	27.69	ADR	34	-27.9	33.79	54	-20.21	-	-	-	-	100	182	V
2	* 9.183	34.72	PK-U	36.8	-22.5	49.02	-	-	74	-24.98	-	-	251	200	H
	* 9.185	23.82	ADR	36.8	-22.3	38.32	54	-15.68	-	-	-	-	251	200	H
3	* 12.35	34.27	PK-U	38.9	-20.9	52.27	-	-	74	-21.73	-	-	330	136	H
	* 12.349	23.41	ADR	38.9	-21	41.31	54	-12.69	-	-	-	-	330	136	H
5	* 9.31	35.1	PK-U	37	-21.8	50.3	-	-	74	-23.7	-	-	119	266	V
	* 9.308	23.3	ADR	37	-21.8	38.5	54	-15.5	-	-	-	-	119	266	V
6	* 10.828	34.27	PK-U	37.3	-21	50.57	-	-	74	-23.43	-	-	198	137	V
	* 10.825	22.68	ADR	37.3	-21	38.98	54	-15.02	-	-	-	-	198	137	V

* - indicates frequency in CFR47 Pt 15 / IC RSS-Restricted Band

PK-U - U-NII: Maximum Peak

ADR - U-NII AD primary method, RMS average

FCC Part15C 5GHz UNII RSE.TST 30915 16 Jun 2015
Rev 9.5 01 Dec 2016

This report shall not be reproduced except in full, without the written approval of UL Verification Services Inc.

9.1.22. 11ac HT20 2TX CDD MIMO STRADDLE CHANNEL 144

HARMONICS AND SPURIOUS EMISSIONS

LOW CHANNEL HORIZONTAL

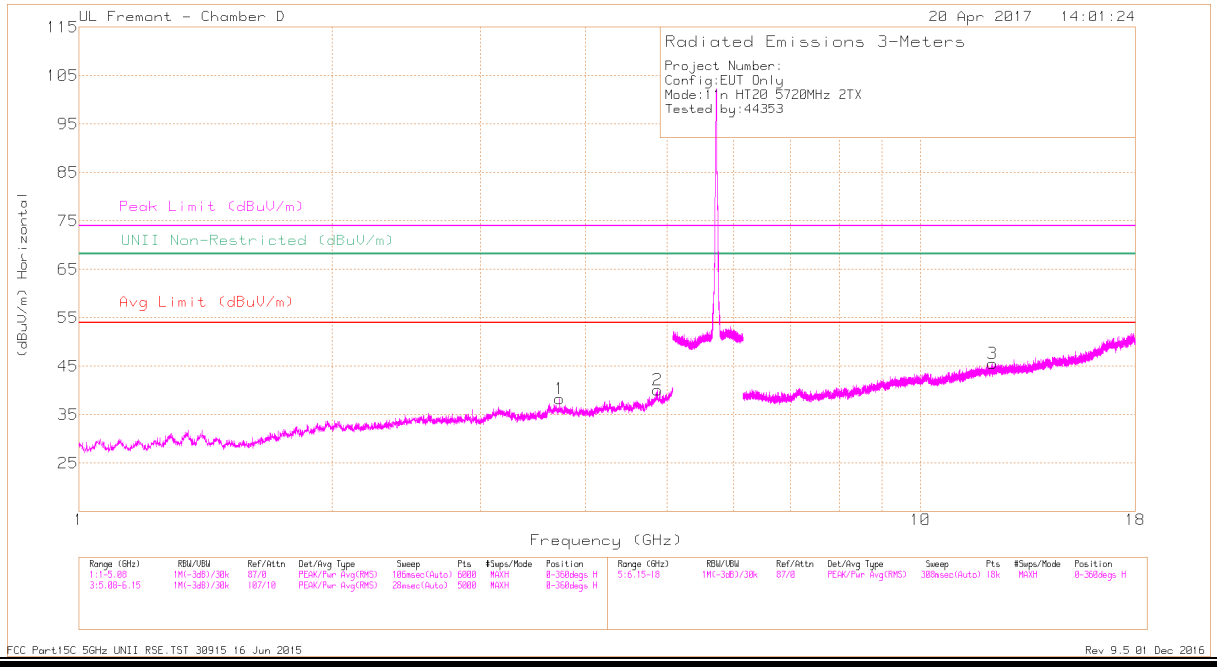

LOW CHANNEL VERTICAL

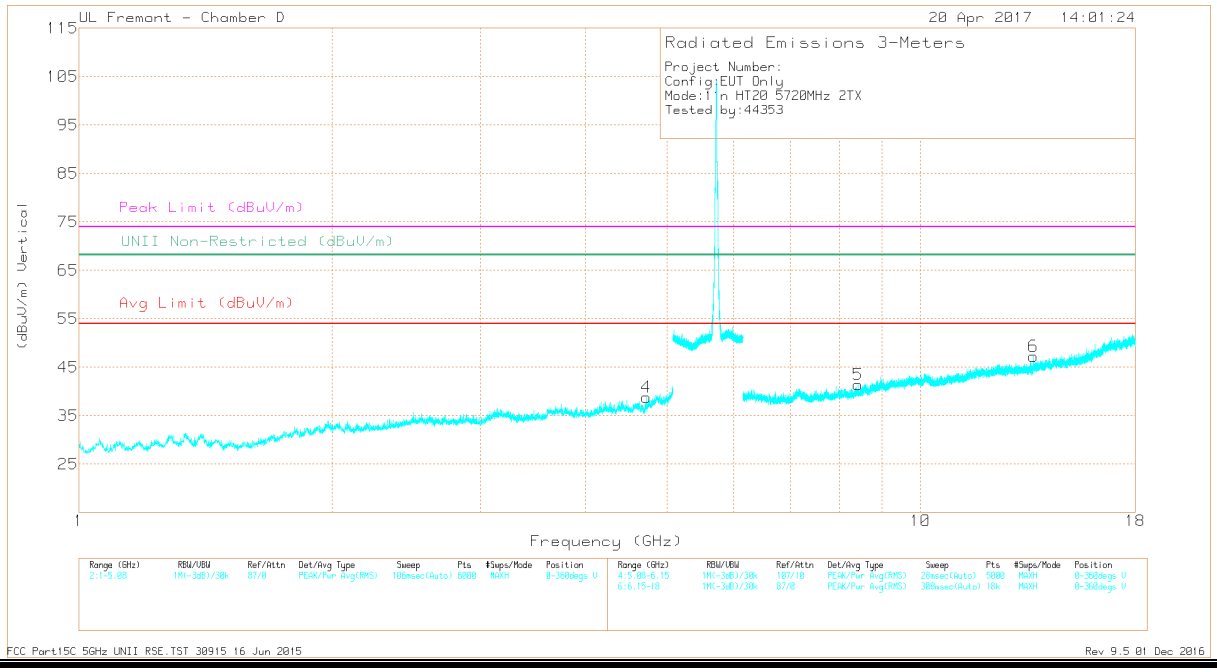

This report shall not be reproduced except in full, without the written approval of UL Verification Services Inc.

DATA

Marker	Frequency (GHz)	Meter Reading (dBuV)	Det	AF T862 (dB/m)	Amp/Cbl/Fltr/Pad (dB)	Corrected Reading (dBuV/m)	Avg Limit (dBuV/m)	Margin (dB)	Peak Limit (dBuV/m)	PK Margin (dB)	UNII Non-Restricted (dBuV/m)	PK Margin (dB)	Azimuth (Degs)	Height (cm)	Polarity
1	* 3.722	39.67	PK-U	33.2	-29.1	43.77	-	-	74	-30.23	-	-	205	247	H
	* 3.725	27.26	ADR	33.2	-29.1	31.36	54	-22.64	-	-	-	-	205	247	H
2	* 4.872	36.56	PK-U	34.1	-25.2	45.46	-	-	74	-28.54	-	-	324	129	H
	* 4.871	25.42	ADR	34.1	-25.2	34.32	54	-19.68	-	-	-	-	324	129	H
4	* 4.719	38.79	PK-U	34	-28.1	44.69	-	-	74	-29.31	-	-	112	285	V
	* 4.719	27.66	ADR	34	-28.1	33.56	54	-20.44	-	-	-	-	112	285	V
3	* 12.176	34.5	PK-U	39	-21.8	51.7	-	-	74	-22.3	-	-	96	201	H
	* 12.178	23.84	ADR	39	-21.8	41.04	54	-12.96	-	-	-	-	96	201	H
5	* 8.432	35.82	PK-U	36	-24.1	47.72	-	-	74	-26.28	-	-	344	120	V
	* 8.435	24.58	ADR	36	-24.1	36.48	54	-17.52	-	-	-	-	344	120	V
6	13.628	36.28	PK-U	39.3	-22.6	52.98	-	-	-	-	68.2	-15.22	106	102	V

* - indicates frequency in CFR47 Pt 15 / IC RSS-Restricted Band

PK-U - U-NII: Maximum Peak

ADR - U-NII AD primary method, RMS average

FCC Part15C 5GHz UNII RSE.TST 30915 16 Jun 2015
Rev 9.5 01 Dec 2016

This report shall not be reproduced except in full, without the written approval of UL Verification Services Inc.

9.1.23. 11n HT40 UAT 2 SISO MODE IN THE 5.6GHz BAND

RESTRICTED BANDEDGE (LOW CHANNEL)

LOW CHANNEL HORIZONTAL

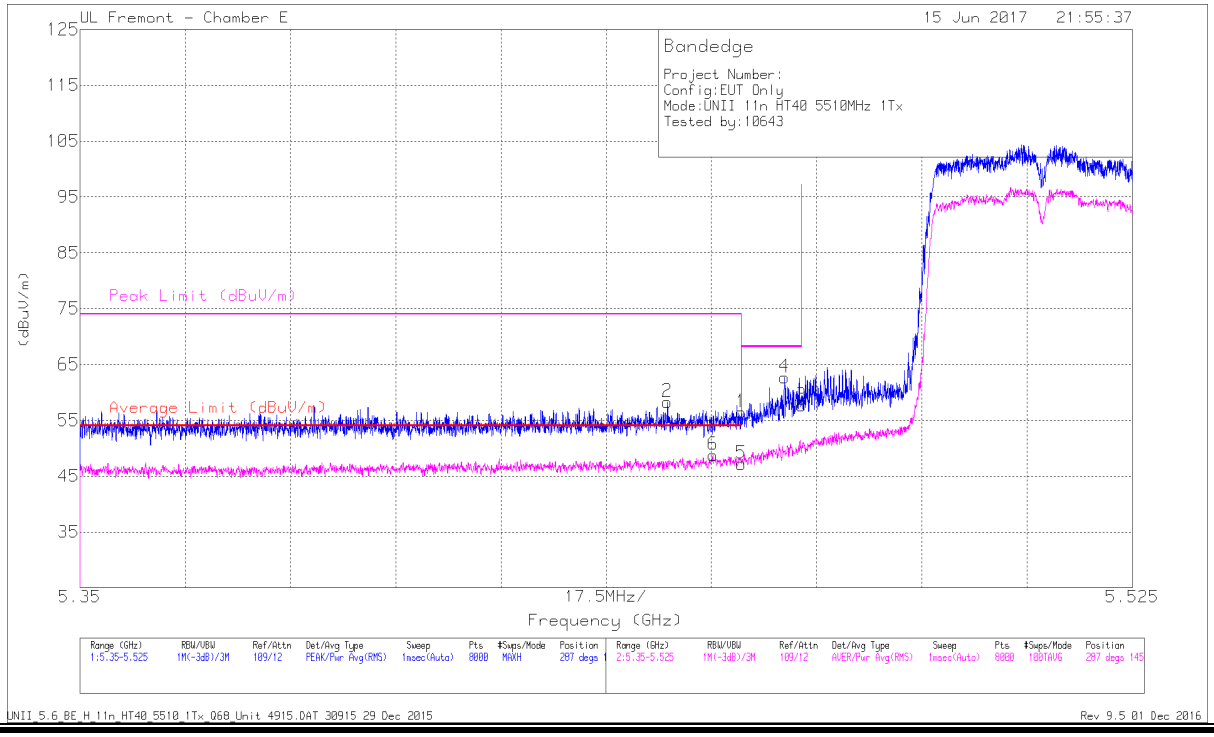

Marker	Frequency (GHz)	Meter Reading (dBuV)	Det	AF T136 (dB/m)	Amp/Cbl /Fltr/Pad (dB)	DC Corr (dB)	Corrected Reading (dBuV/m)	Average Limit (dBuV/m)	Margin (dB)	Peak Limit (dBuV/m)	PK Margin (dB)	Azimuth (Degs)	Height (cm)	Polarity
2	* 5.448	42.52	Pk	35.1	-19.3	0	58.32	-	-	74	-15.68	287	145	H
6	* 5.455	33.1	RMS	35.1	-19.4	.1	48.9	54	-5.1	-	-	287	145	H
1	* 5.46	40.65	Pk	35.1	-19.3	0	56.45	-	-	74	-17.55	287	145	H
5	* 5.46	31.42	RMS	35.1	-19.3	.1	47.32	54	-6.68	-	-	287	145	H
4	5.467	47.11	Pk	35.1	-19.5	0	62.71	-	-	68.2	-5.49	287	145	H
3	5.47	41.93	Pk	35.1	-19.4	0	57.63	-	-	68.2	-10.57	287	145	H

* - indicates frequency in CFR47 Pt 15 / IC RSS-Restricted Band
Pk - Peak detector
RMS - RMS detection
UNII_5.6_BE_H_11n_HT40_5510_1Tx_Q68_Unit 4915.DAT 30915 29 Dec 2015
Rev 9.5 01 Dec 2016

This report shall not be reproduced except in full, without the written approval of UL Verification Services Inc.

LOW CHANNEL VERTICAL

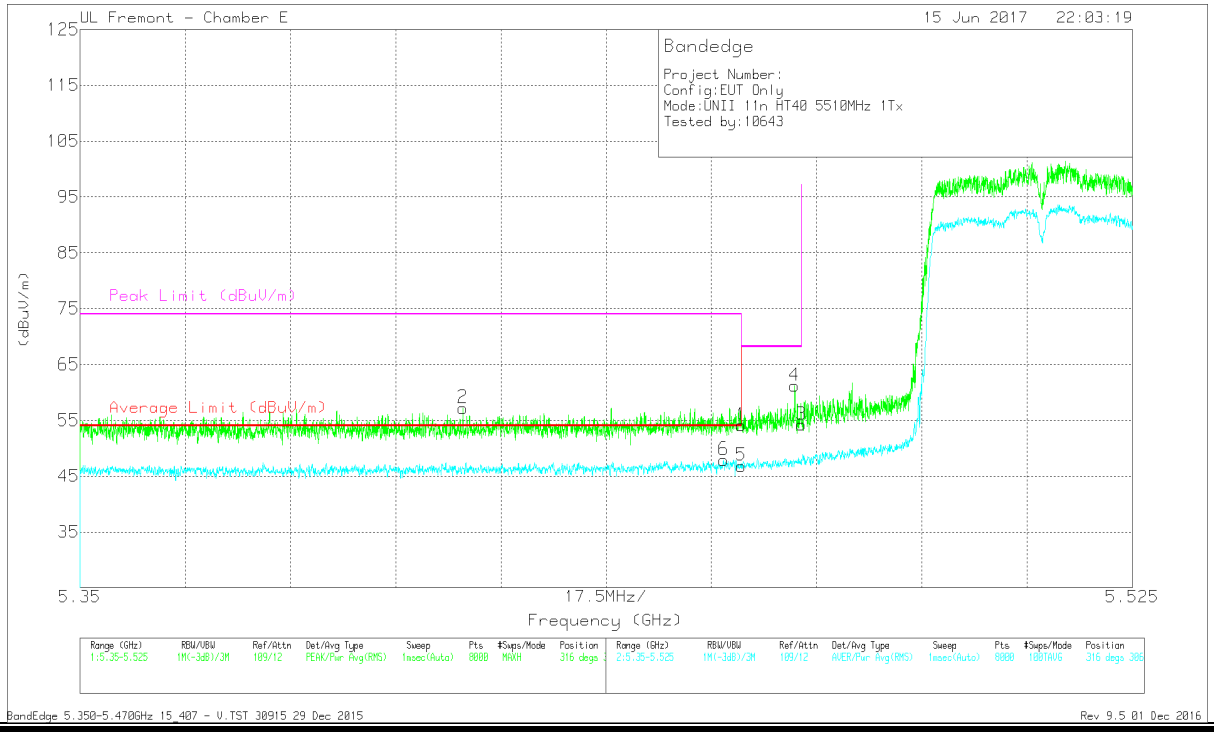

Marker	Frequency (GHz)	Meter Reading (dBuV)	Det	AF T136 (dB/m)	Amp/Cbl /Fltr/Pad (dB)	DC Corr (dB)	Corrected Reading (dBuV/m)	Average Limit (dBuV/m)	Margin (dB)	Peak Limit (dBuV/m)	PK Margin (dB)	Azimuth (Degs)	Height (cm)	Polarity
2	* 5.414	41.31	Pk	35.1	-19.2	0	57.21	-	-	74	-16.79	316	306	V
6	* 5.457	32.2	RMS	35.1	-19.4	.1	48	54	-6.0	-	-	316	306	V
1	* 5.46	38.32	Pk	35.1	-19.3	0	54.12	-	-	74	-19.88	316	306	V
5	* 5.46	31.04	RMS	35.1	-19.3	.1	46.94	54	-7.06	-	-	316	306	V
4	5.469	45.48	Pk	35.1	-19.4	0	61.18	-	-	68.2	-7.02	316	306	V
3	5.47	38.51	Pk	35.1	-19.4	0	54.21	-	-	68.2	-13.99	316	306	V

* - indicates frequency in CFR47 Pt 15 / IC RSS-Restricted Band
Pk - Peak detector
RMS - RMS detection
BandEdge 5.350-5.470GHz 15_407 - V.TST 30915 29 Dec 2015
Rev 9.5 01 Dec 2016

UL VERIFICATION SERVICES INC. FORM NO: CCSUP4701J
47173 BENICIA STREET, FREMONT, CA 94538, USA TEL: (510) 771-1000 FAX: (510) 661-0888
This report shall not be reproduced except in full, without the written approval of UL Verification Services Inc.

AUTHORIZED BANDEDGE (HIGH CHANNEL)

HIGH CHANNEL HORIZONTAL

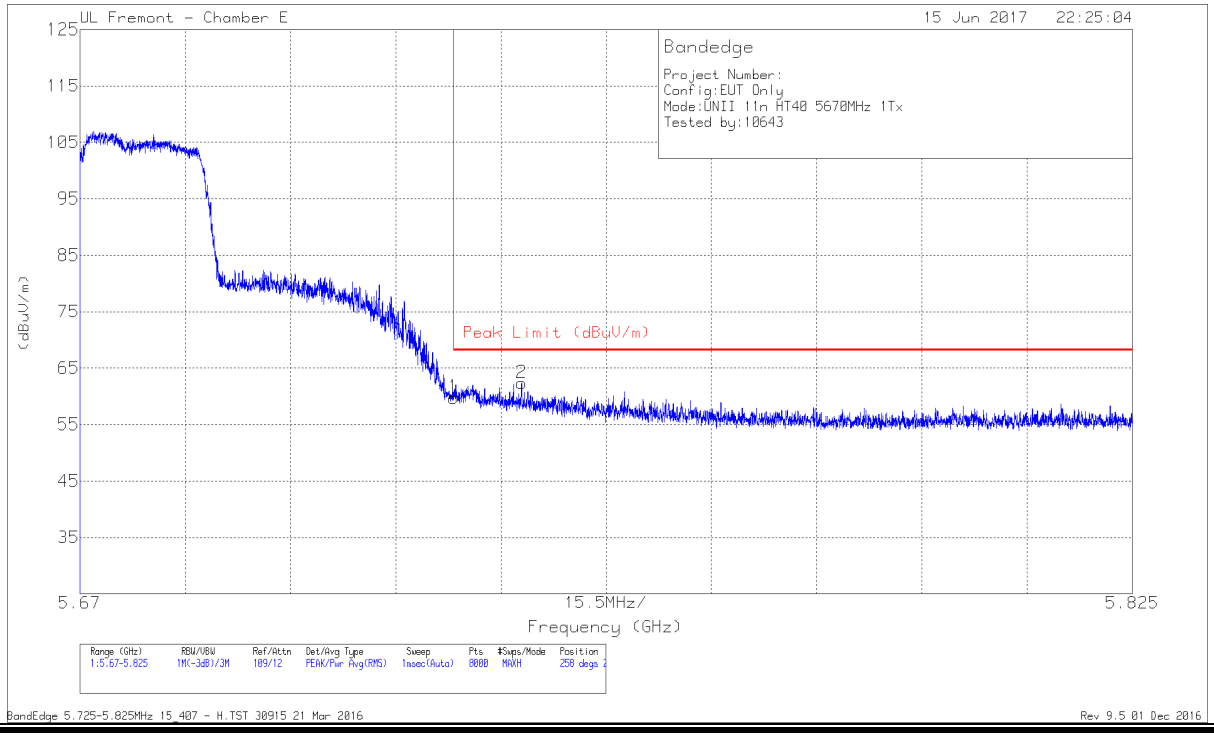

Marker	Frequency (GHz)	Meter Reading (dBuV)	Det	AF T136 (dB/m)	Amp/Cbl/Filtr/Pad (dB)	Corrected Reading (dBuV/m)	Peak Limit (dBuV/m)	PK Margin (dB)	Azimuth (Degs)	Height (cm)	Polarity
1	5.725	44.45	Pk	34.9	-19.6	59.75	68.2	-8.45	258	222	H
2	5.735	46.95	Pk	34.9	-19.5	62.35	68.2	-5.85	258	222	H

Pk - Peak detector
BandEdge 5.725-5.825MHz 15_407 - H.TST 30915 21 Mar 2016
Rev 9.5 01 Dec 2016

This report shall not be reproduced except in full, without the written approval of UL Verification Services Inc.

HIGH CHANNEL VERTICAL

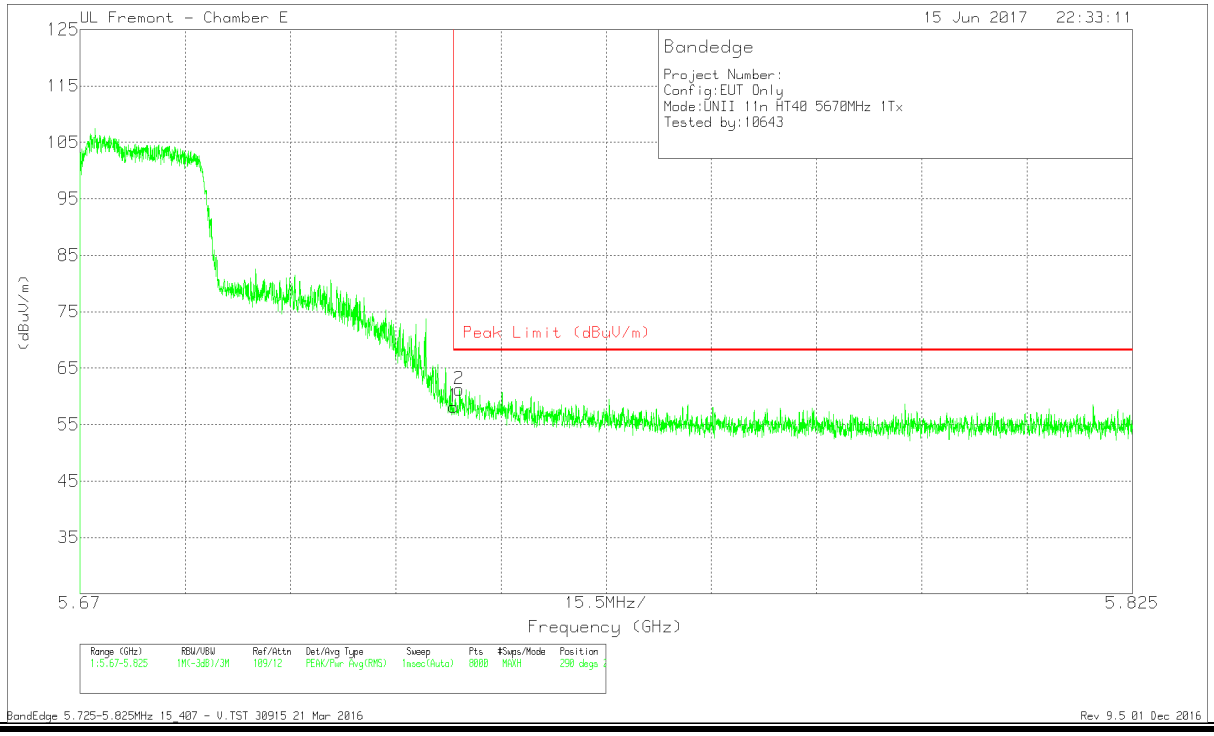

Marker	Frequency (GHz)	Meter Reading (dBuV)	Det	AF T136 (dB/m)	Amp/Cbl/Fltr/Pad (dB)	Corrected Reading (dBuV/m)	Peak Limit (dBuV/m)	PK Margin (dB)	Azimuth (Degs)	Height (cm)	Polarity
1	5.725	42.87	Pk	34.9	-19.6	58.17	68.2	-10.03	290	285	V
2	5.726	45.85	Pk	34.9	-19.5	61.25	68.2	-6.95	290	285	V

Pk - Peak detector
BandEdge 5.725-5.825MHz 15_407 - V.TST 30915 21 Mar 2016
Rev 9.5 01 Dec 2016

This report shall not be reproduced except in full, without the written approval of UL Verification Services Inc.

9.1.24. 11n HT40 LAT 3 SISO MODE IN THE 5.6GHz BAND

RESTRICTED BANDEDGE (LOW CHANNEL)

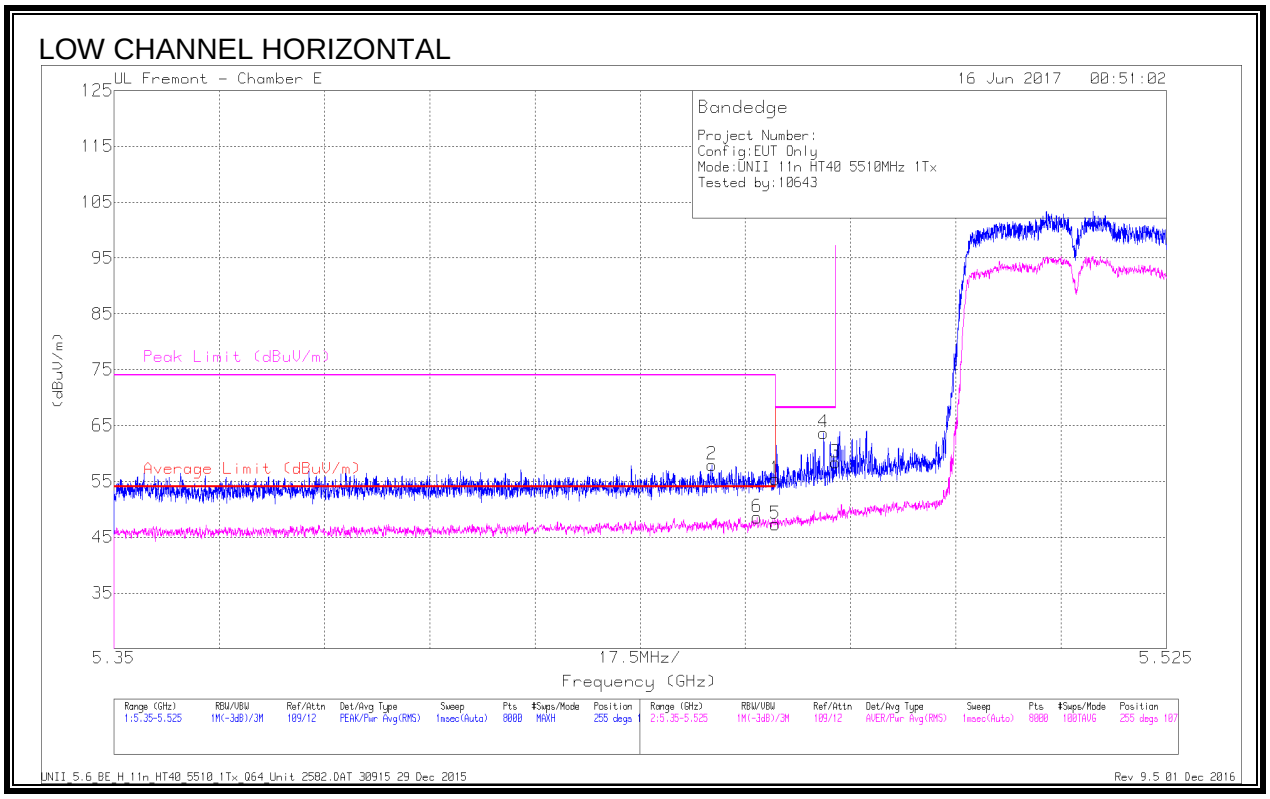

Marker	Frequency (GHz)	Meter Reading (dBuV)	Det	AF T136 (dB/m)	Amp/Cbl/Fltr/Pad (dB)	DC Corr (dB)	Corrected Reading (dBuV/m)	Average Limit (dBuV/m)	Margin (dB)	Peak Limit (dBuV/m)	PK Margin (dB)	Azimuth (Degs)	Height (cm)	Polarity
1	* 5.46	39.62	Pk	35.1	-19.3	0	55.42	-	-	74	-18.58	255	107	H
2	* 5.449	42.16	Pk	35.1	-19.3	0	57.96	-	-	74	-16.04	255	107	H
5	* 5.46	31.54	RMS	35.1	-19.3	.1	47.44	54	-6.56	-	-	255	107	H
6	* 5.457	32.86	RMS	35.1	-19.4	.1	48.66	54	-5.34	-	-	255	107	H
4	5.468	48.1	Pk	35.1	-19.5	0	63.7	-	-	68.2	-4.5	255	107	H
3	5.47	42.68	Pk	35.1	-19.4	0	58.38	-	-	68.2	-9.82	255	107	H

* - indicates frequency in CFR47 Pt 15 / IC RSS-Restricted Band
Pk - Peak detector
RMS - RMS detection
UNII_5.6_BE_H_11n_HT40_5510_1Tx_Q64_Unit 2582.DAT 30915 29 Dec 2015
Rev 9.5 01 Dec 2016

UL VERIFICATION SERVICES INC. FORM NO: CCSUP4701J
47173 BENICIA STREET, FREMONT, CA 94538, USA TEL: (510) 771-1000 FAX: (510) 661-0888
This report shall not be reproduced except in full, without the written approval of UL Verification Services Inc.

LOW CHANNEL VERTICAL

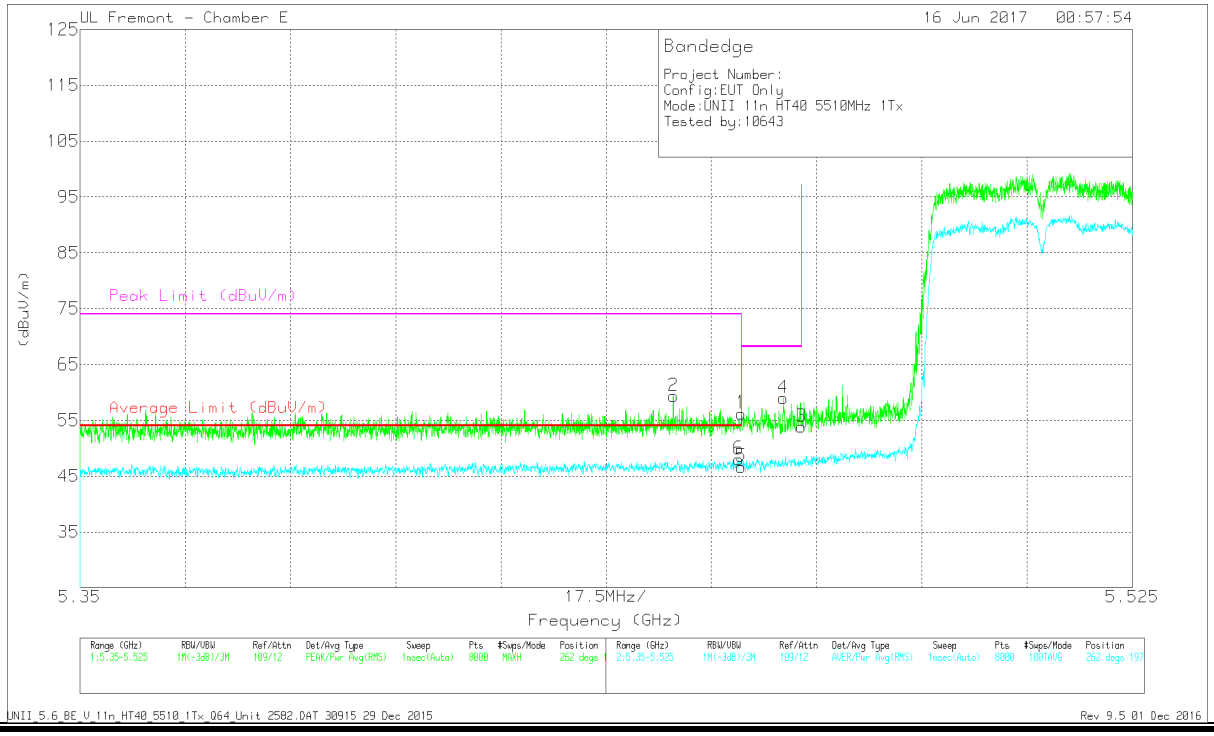

Marker	Frequency (GHz)	Meter Reading (dBuV)	Det	AF T136 (dB/m)	Amp/Cbl /Fltr/Pad (dB)	DC Corr (dB)	Corrected Reading (dBuV/m)	Average Limit (dBuV/m)	Margin (dB)	Peak Limit (dBuV/m)	PK Margin (dB)	Azimuth (Degs)	Height (cm)	Polarity
2	* 5.449	43.57	Pk	35.1	-19.3	0	59.37	-	-	74	-14.63	262	197	V
1	* 5.46	40.42	Pk	35.1	-19.3	0	56.22	-	-	74	-17.78	262	197	V
5	* 5.46	30.91	RMS	35.1	-19.3	.1	46.81	54	-7.19	-	-	262	197	V
6	* 5.46	32.23	RMS	35.1	-19.3	.1	48.13	54	-5.87	-	-	262	197	V
4	5.467	43.39	Pk	35.1	-19.5	0	58.99	-	-	68.2	-9.21	262	197	V
3	5.47	38.15	Pk	35.1	-19.4	0	53.85	-	-	68.2	-14.35	262	197	V

* - indicates frequency in CFR47 Pt 15 / IC RSS-Restricted Band
Pk - Peak detector
RMS - RMS detection
UNII_5.6_BE_V_11n_HT40_5510_1Tx_Q64_Unit 2582.DAT 30915 29 Dec 2015
Rev 9.5 01 Dec 2016

This report shall not be reproduced except in full, without the written approval of UL Verification Services Inc.

AUTHORIZED BANDEDGE (HIGH CHANNEL)

HIGH CHANNEL HORIZONTAL

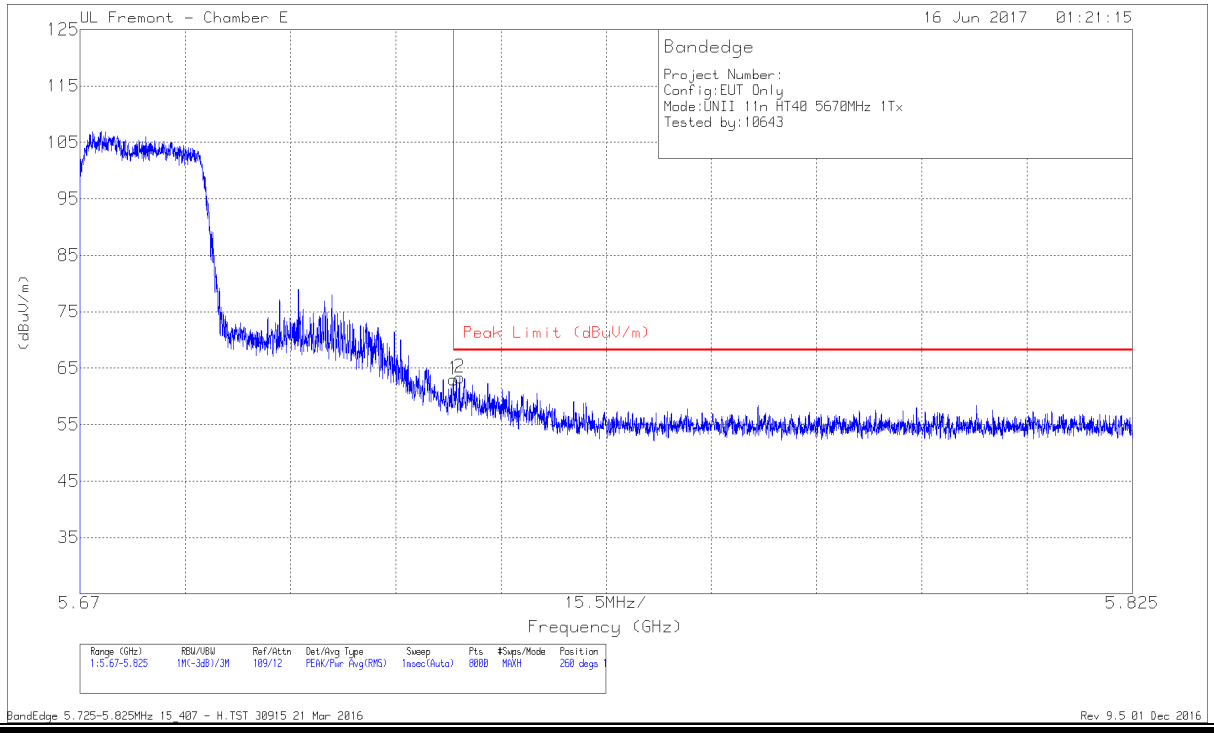

Marker	Frequency (GHz)	Meter Reading (dBuV)	Det	AF T136 (dB/m)	Amp/Cbl/Filtr/Pad (dB)	Corrected Reading (dBuV/m)	Peak Limit (dBuV/m)	PK Margin (dB)	Azimuth (Degs)	Height (cm)	Polarity
1	5.725	47.72	Pk	34.9	-19.6	63.02	68.2	-5.18	260	112	H
2	5.726	47.96	Pk	34.9	-19.5	63.36	68.2	-4.84	260	112	H

Pk - Peak detector
BandEdge 5.725-5.825MHz 15_407 - H.TST 30915 21 Mar 2016
Rev 9.5 01 Dec 2016

This report shall not be reproduced except in full, without the written approval of UL Verification Services Inc.

HIGH CHANNEL VERTICAL

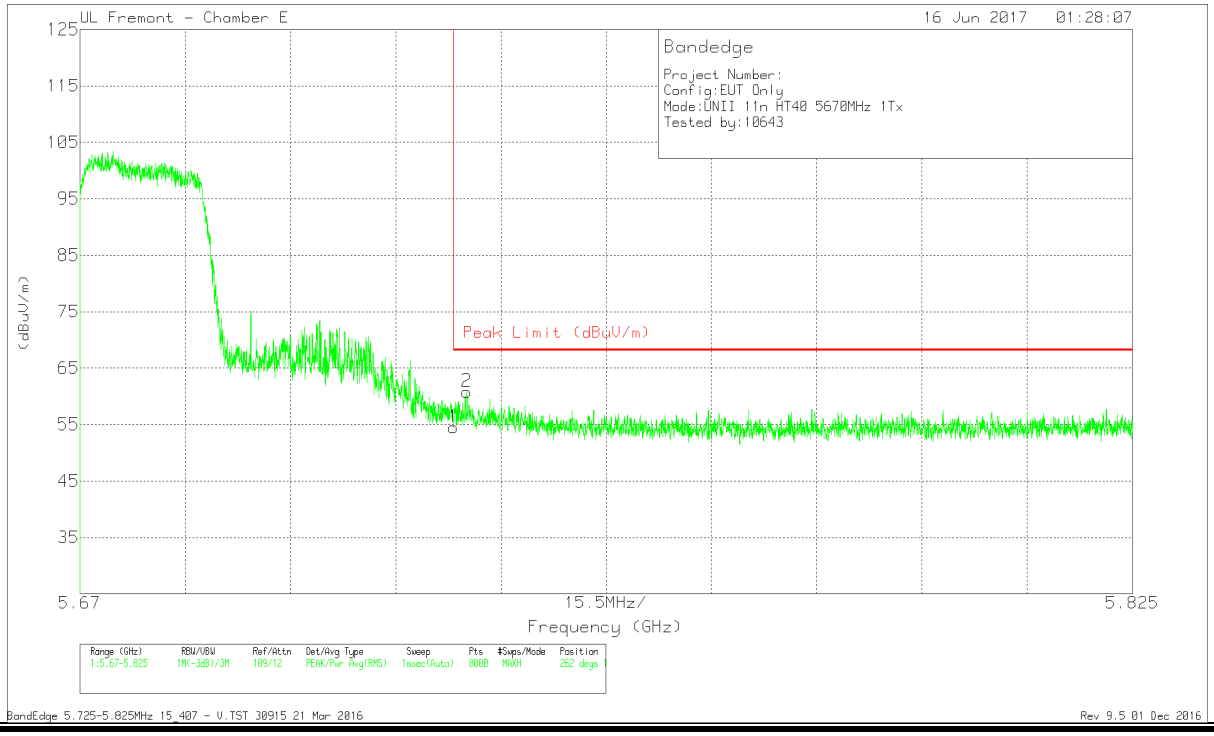

Marker	Frequency (GHz)	Meter Reading (dBuV)	Det	AF T136 (dB/m)	Amp/Cbl/Fltr/Pad (dB)	Corrected Reading (dBuV/m)	Peak Limit (dBuV/m)	PK Margin (dB)	Azimuth (Degs)	Height (cm)	Polarity
1	5.725	39.2	Pk	34.9	-19.6	54.5	68.2	-13.7	262	190	V
2	5.727	45.42	Pk	34.9	-19.5	60.82	68.2	-7.38	262	190	V

Pk - Peak detector
BandEdge 5.725-5.825MHz 15_407 - V.TST 30915 21 Mar 2016
Rev 9.5 01 Dec 2016

This report shall not be reproduced except in full, without the written approval of UL Verification Services Inc.

9.1.25. 11n HT40 2TX CDD MIMO MODE IN THE 5.6GHz BAND

RESTRICTED BANDEDGE (LOW CHANNEL)

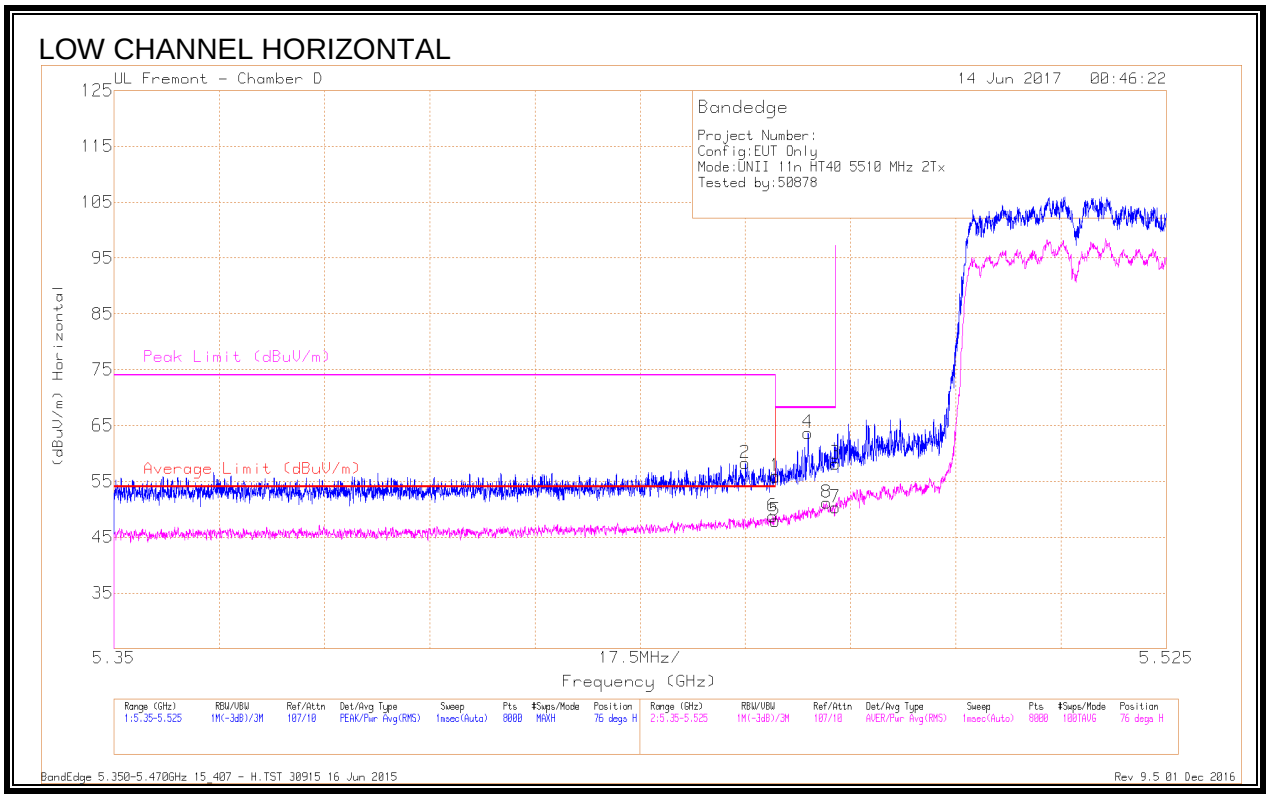

Marker	Frequency (GHz)	Meter Reading (dBuV)	Det	AF T120 (dB/m)	Amp/Cbl/Fltr/Pad (dB)	DC Corr (dB)	Corrected Reading (dBuV/m)	Average Limit (dBuV/m)	Margin (dB)	Peak Limit (dBuV/m)	PK Margin (dB)	Azimuth (Degs)	Height (cm)	Polarity
1	* 5.46	39.09	Pk	34.7	-17.9	0	55.89	-	-	74	-18.11	76	104	H
2	* 5.455	41.58	Pk	34.7	-18	0	58.28	-	-	74	-15.72	76	104	H
5	* 5.46	31.17	RMS	34.7	-17.9	.1	48.07	54	-5.93	-	-	76	104	H
6	* 5.46	32.02	RMS	34.7	-18	.1	48.82	54	-5.18	-	-	76	104	H
4	5.465	46.89	Pk	34.7	-17.9	0	63.69	-	-	68.2	-4.51	76	104	H
3	5.47	41.39	Pk	34.7	-17.9	0	58.19	-	-	68.2	-10.01	76	104	H

* - indicates frequency in CFR47 Pt 15 / IC RSS-Restricted Band
Pk - Peak detector
RMS - RMS detection
BandEdge 5.350-5.470GHz 15_407 - H.TST 30915 16 Jun 2015
Rev 9.5 01 Dec 2016

This report shall not be reproduced except in full, without the written approval of UL Verification Services Inc.

LOW CHANNEL VERTICAL

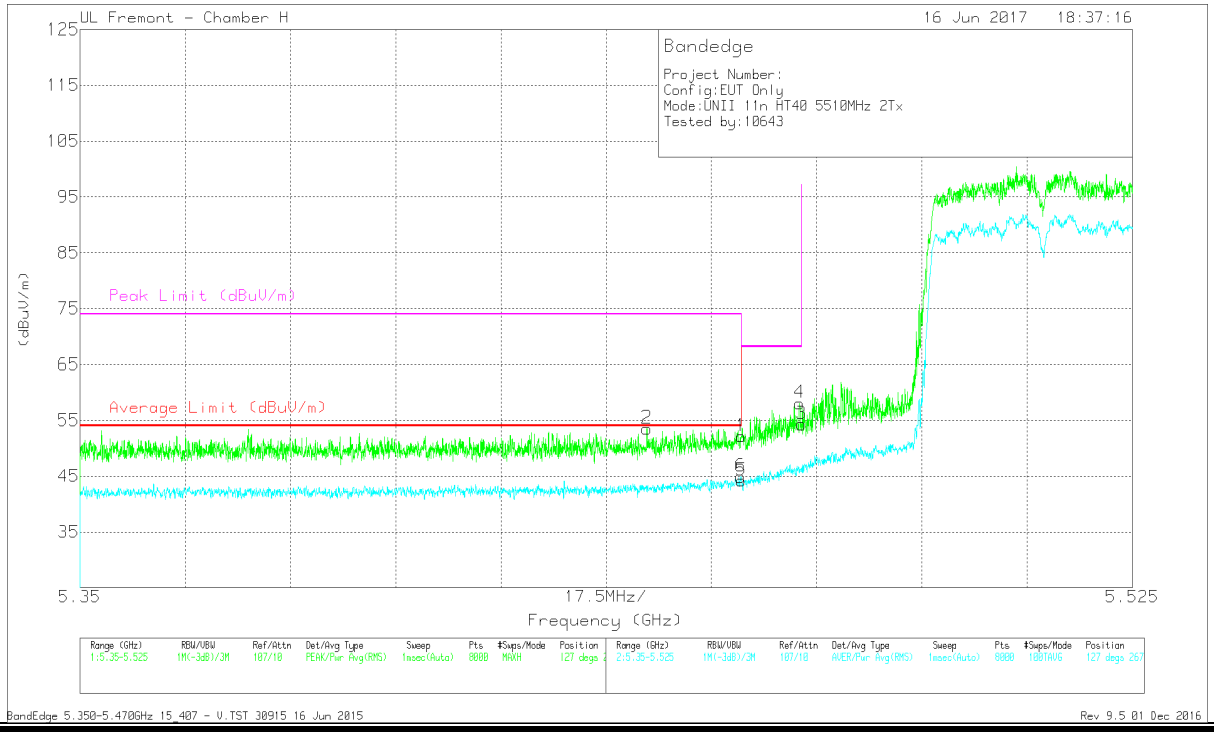

Marker	Frequency (GHz)	Meter Reading (dBuV)	Det	AF T344 (dB/m)	Amp/Cbl/Fltr/Pad (dB)	DC Corr (dB)	Corrected Reading (dBuV/m)	Average Limit (dBuV/m)	Margin (dB)	Peak Limit (dBuV/m)	PK Margin (dB)	Azimuth (Degs)	Height (cm)	Polarity
1	* 5.46	41.23	Pk	34.7	-23.8	0	52.13	-	-	74	-21.87	127	267	V
2	* 5.444	42.73	Pk	34.7	-23.9	0	53.53	-	-	74	-20.47	127	267	V
5	* 5.46	33.22	RMS	34.7	-23.8	.1	44.22	54	-9.78	-	-	127	267	V
6	* 5.46	33.91	RMS	34.7	-23.8	.1	44.91	54	-9.09	-	-	127	267	V
3	5.47	43.42	Pk	34.7	-23.8	0	54.32	-	-	68.2	-13.88	127	267	V
4	5.47	47.18	Pk	34.7	-23.8	0	58.08	-	-	68.2	-10.12	127	267	V

* - indicates frequency in CFR47 Pt 15 / IC RSS-Restricted Band
Pk - Peak detector
RMS - RMS detection
BandEdge 5.350-5.470GHz 15_407 - V.TST 30915 16 Jun 2015
Rev 9.5 01 Dec 2016

This report shall not be reproduced except in full, without the written approval of UL Verification Services Inc.

AUTHORIZED BANDEDGE (HIGH CHANNEL)

HIGH CHANNEL HORIZONTAL

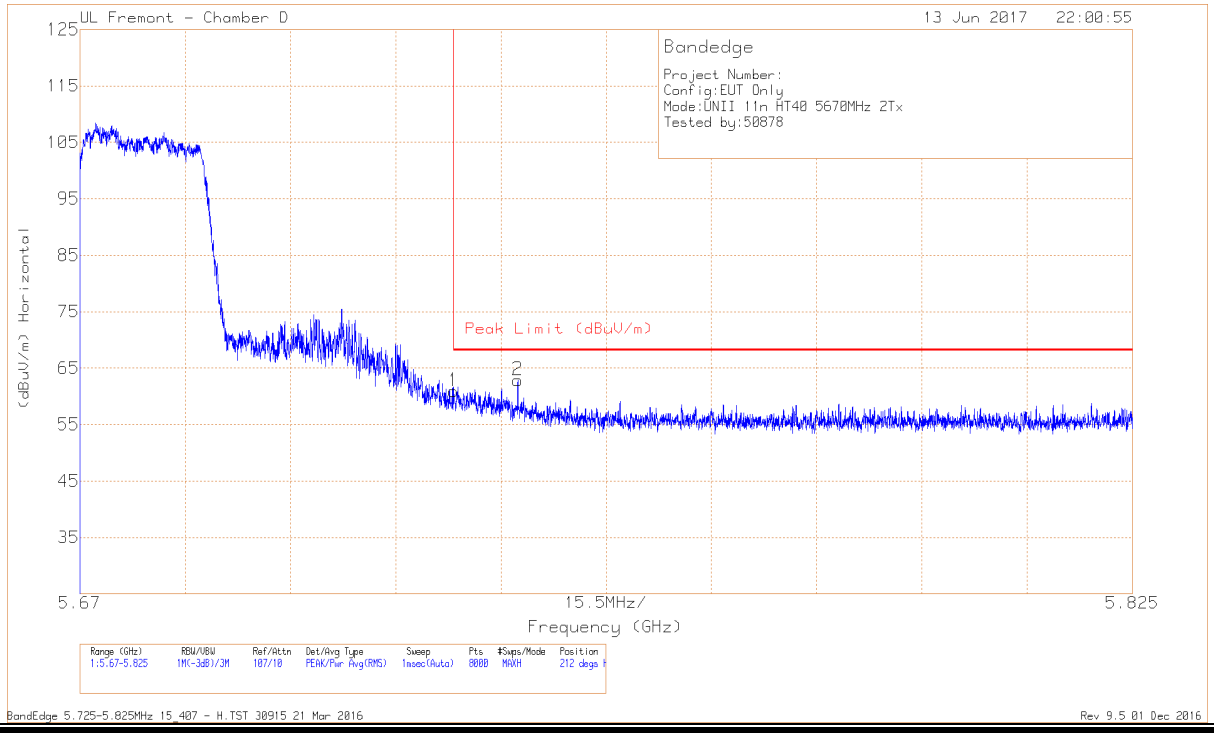

Marker	Frequency (GHz)	Meter Reading (dBuV)	Det	AF T120 (dB/m)	Amp/Cbl/Filtr/Pad (dB)	Corrected Reading (dBuV/m)	Peak Limit (dBuV/m)	PK Margin (dB)	Azimuth (Degs)	Height (cm)	Polarity
1	5.725	43.84	Pk	34.6	-17.5	60.94	68.2	-7.26	212	197	H
2	5.734	45.8	Pk	34.6	-17.5	62.9	68.2	-5.3	212	197	H

Pk - Peak detector
BandEdge 5.725-5.825MHz 15_407 - H.TST 30915 21 Mar 2016
Rev 9.5 01 Dec 2016

This report shall not be reproduced except in full, without the written approval of UL Verification Services Inc.

HIGH CHANNEL VERTICAL

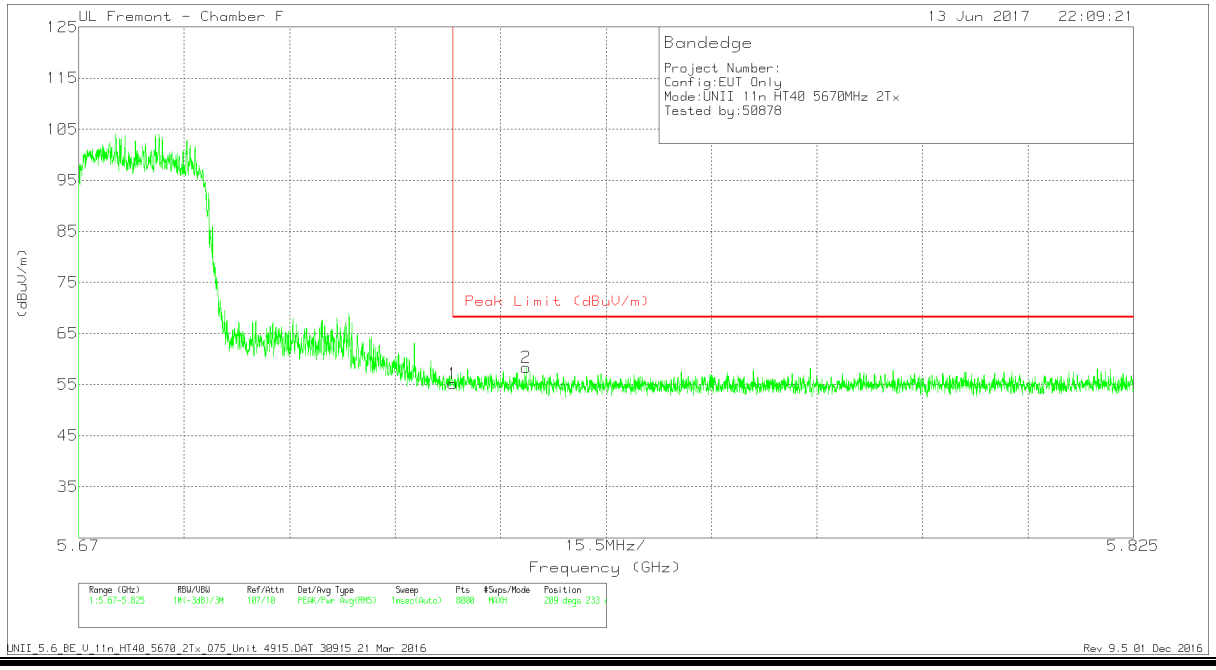

Marker	Frequency (GHz)	Meter Reading (dBuV)	Det	AF T120 (dB/m)	Amp/Cbl/Fltr/Pad (dB)	Corrected Reading (dBuV/m)	Peak Limit (dBuV/m)	PK Margin (dB)	Azimuth (Degs)	Height (cm)	Polarity
1	5.725	38.06	Pk	34.6	-17.5	55.16	68.2	-13.04	209	233	V
2	5.736	41.23	Pk	34.6	-17.5	58.33	68.2	-9.87	209	233	V

Pk - Peak detector
UNII_5.6_BE_V_11n_HT40_5670_2Tx_Q75_Unit 4915.DAT 30915 21 Mar 2016
Rev 9.5 01 Dec 2016

This report shall not be reproduced except in full, without the written approval of UL Verification Services Inc.

HARMONICS AND SPURIOUS EMISSIONS

LOW CHANNEL HORIZONTAL

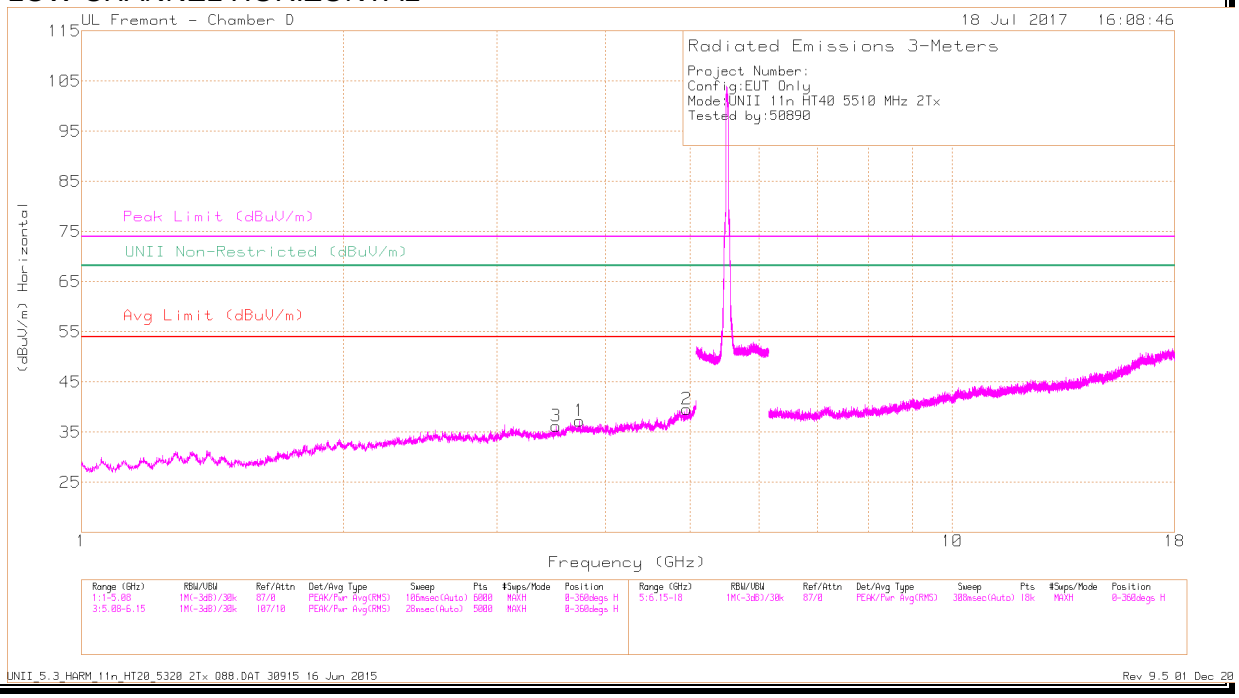

LOW CHANNEL VERTICAL

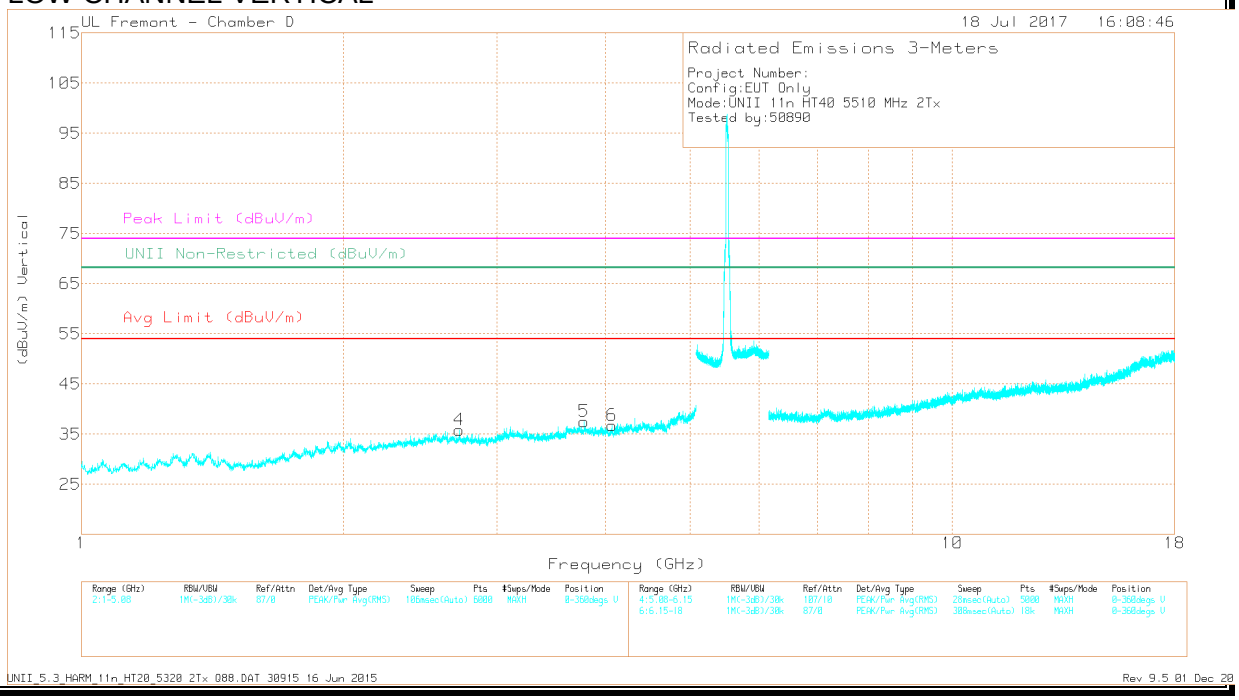

This report shall not be reproduced except in full, without the written approval of UL Verification Services Inc.

DATA

Markers	Frequency (GHz)	Meter Reading (dBuV)	Det	AF T711 (dB/m)	Amp/Cbl/Fltr/Pad (dB)	DC Corr (dB)	Corrected Reading (dBuV/m)	Avg Limit (dBuV/m)	Margin (dB)	Peak Limit (dBuV/m)	PK Margin (dB)	UNII Non-Restricted (dBuV/m)	PK Margin (dB)	Azimuth (Degs)	Height (cm)	Polarity
1	* 3.729	38.99	PK-U	33.1	-29	0	43.09	-	-	74	-30.91	-	-	319	118	H
	* 3.73	27.48	ADR	33.1	-29	.09	31.67	54	-22.33	-	-	-	-	319	118	H
2	* 4.958	37.85	PK-U	34.1	-26.9	0	45.05	-	-	74	-28.95	-	-	291	136	H
	* 4.959	26.75	ADR	34.1	-26.9	.09	34.04	54	-19.96	-	-	-	-	291	136	H
3	* 3.507	38.91	PK-U	33	-28.6	0	43.31	-	-	74	-30.69	-	-	278	151	H
	* 3.508	27.14	ADR	33	-28.6	.09	31.63	54	-22.37	-	-	-	-	278	151	H
4	* 2.717	40.23	PK-U	32.7	-30.4	0	42.53	-	-	74	-31.47	-	-	233	166	V
	* 2.716	28.52	ADR	32.7	-30.4	.09	30.91	54	-23.09	-	-	-	-	233	166	V
5	* 3.778	39.02	PK-U	33.1	-28.6	0	43.52	-	-	74	-30.48	-	-	213	184	V
	* 3.778	27.35	ADR	33.1	-28.6	.09	31.94	54	-22.06	-	-	-	-	213	184	V
6	* 4.067	39.48	PK-U	33.4	-28.8	0	44.08	-	-	74	-29.92	-	-	196	193	V
	* 4.067	27.12	ADR	33.4	-28.8	.09	31.81	54	-22.19	-	-	-	-	196	193	V

* - indicates frequency in CFR47 Pt 15 / IC RSS-Restricted Band
PK-U - U-NII: Maximum Peak
ADR - U-NII AD primary method, RMS average
UNII_5.6_HARM_11n_HT40_5510 2Tx Q88.DAT 30915 16 Jun 2015
Rev 9.5 01 Dec 2016

UL VERIFICATION SERVICES INC. FORM NO: CCSUP4701J
47173 BENICIA STREET, FREMONT, CA 94538, USA TEL: (510) 771-1000 FAX: (510) 661-0888
This report shall not be reproduced except in full, without the written approval of UL Verification Services Inc.

MID CHANNEL HORIZONTAL

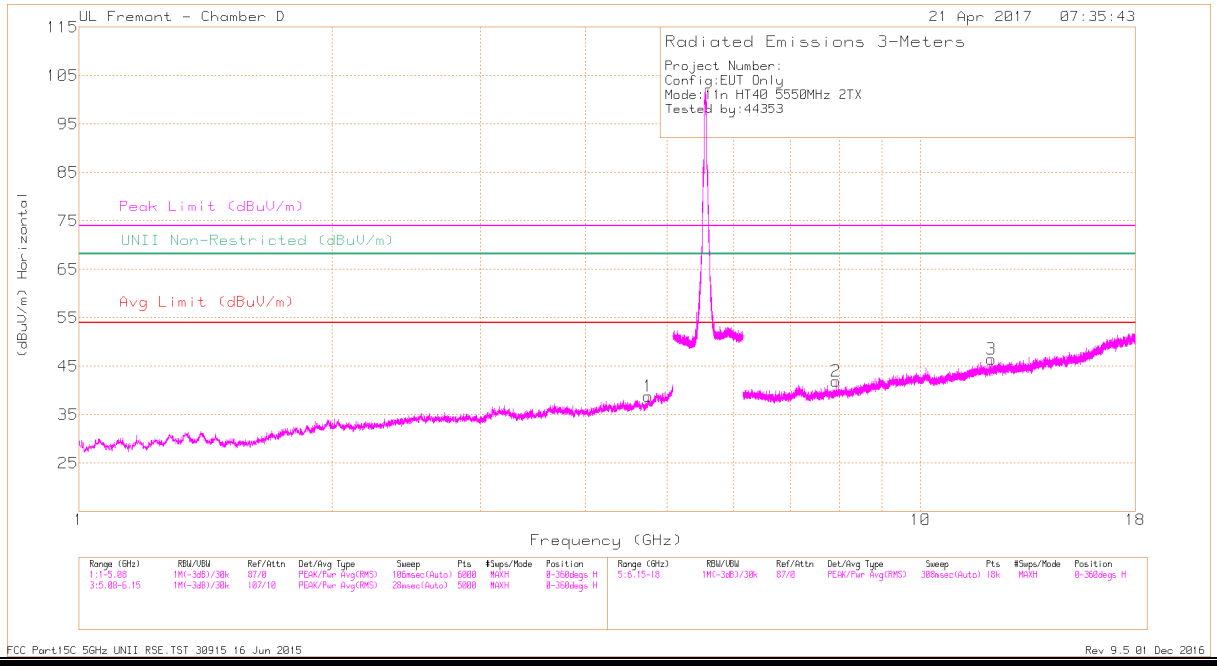

MID CHANNEL VERTICAL

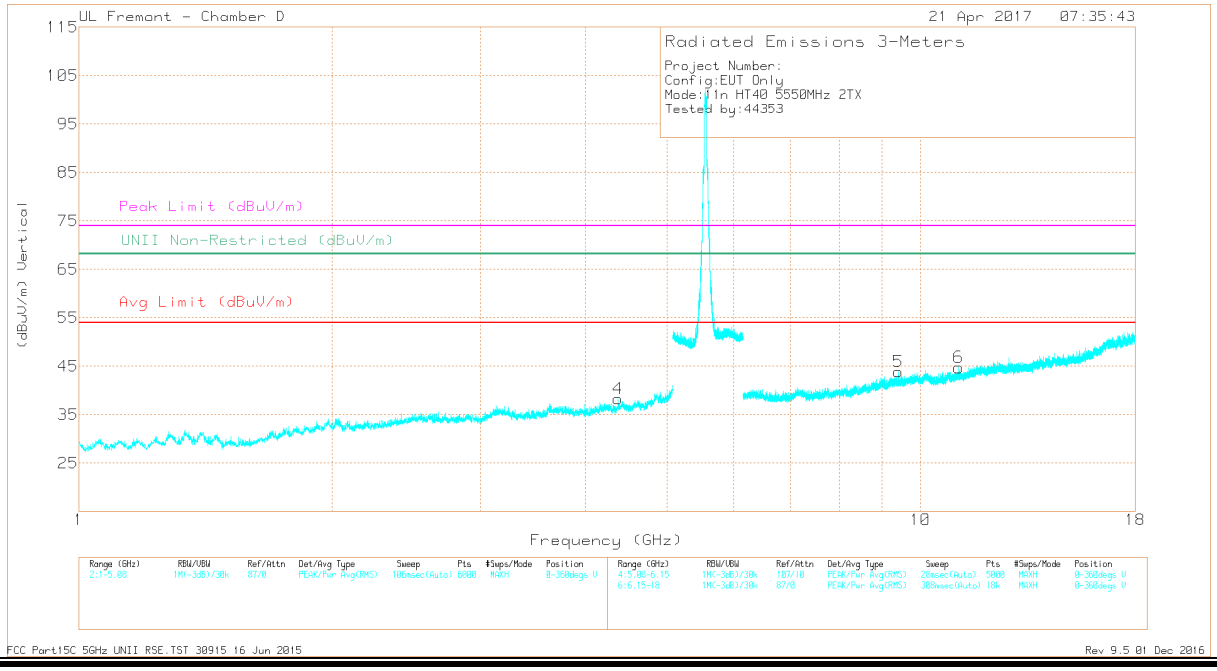

This report shall not be reproduced except in full, without the written approval of UL Verification Services Inc.

DATA

Marker	Frequency (GHz)	Meter Reading (dBuV)	Det	AF T862 (dB/m)	Amp/Cbl/Fltr/Pad (dB)	DC Corr (dB)	Corrected Reading (dBuV/m)	Avg Limit (dBuV/m)	Margin (dB)	Peak Limit (dBuV/m)	PK Margin (dB)	UNII Non-Restricted (dBuV/m)	PK Margin (dB)	Azimuth (Degs)	Height (cm)	Polarity
1	* 4.748	39.24	PK-U	34	-27.4	0	45.84	-	-	74	-28.16	-	-	195	324	H
	* 4.747	27.65	ADR	34	-27.4	.09	34.34	54	-19.66	-	-	-	-	195	324	H
4	* 4.369	38.42	PK-U	33.8	-28	0	44.22	-	-	74	-29.78	-	-	132	208	V
	* 4.369	26.93	ADR	33.8	-28	.09	32.82	54	-21.18	-	-	-	-	132	208	V
3	* 12.135	34.81	PK-U	39	-21.4	0	52.41	-	-	74	-21.59	-	-	222	201	H
	* 12.138	23.27	ADR	39	-21.4	.09	40.96	54	-13.04	-	-	-	-	222	201	H
5	* 9.407	34.3	PK-U	37	-22	0	49.3	-	-	74	-24.7	-	-	37	129	V
	* 9.407	23.24	ADR	37	-22	.09	38.33	54	-15.67	-	-	-	-	37	129	V
6	* 11.097	34.09	PK-U	37.7	-21.5	0	50.29	-	-	74	-23.71	-	-	66	187	V
	* 11.098	23.31	ADR	37.7	-21.5	.09	39.6	54	-14.4	-	-	-	-	66	187	V
2	7.94	35.96	PK-U	35.9	-24	0	47.86	-	-	-	-	68.2	-20.34	211	103	H

* - indicates frequency in CFR47 Pt 15 / IC RSS-Restricted Band

PK-U - U-NII: Maximum Peak

ADR - U-NII AD primary method, RMS average

FCC Part15C 5GHz UNII RSE.TST 30915 16 Jun 2015
Rev 9.5 01 Dec 2016

This report shall not be reproduced except in full, without the written approval of UL Verification Services Inc.

HIGH CHANNEL HORIZONTAL

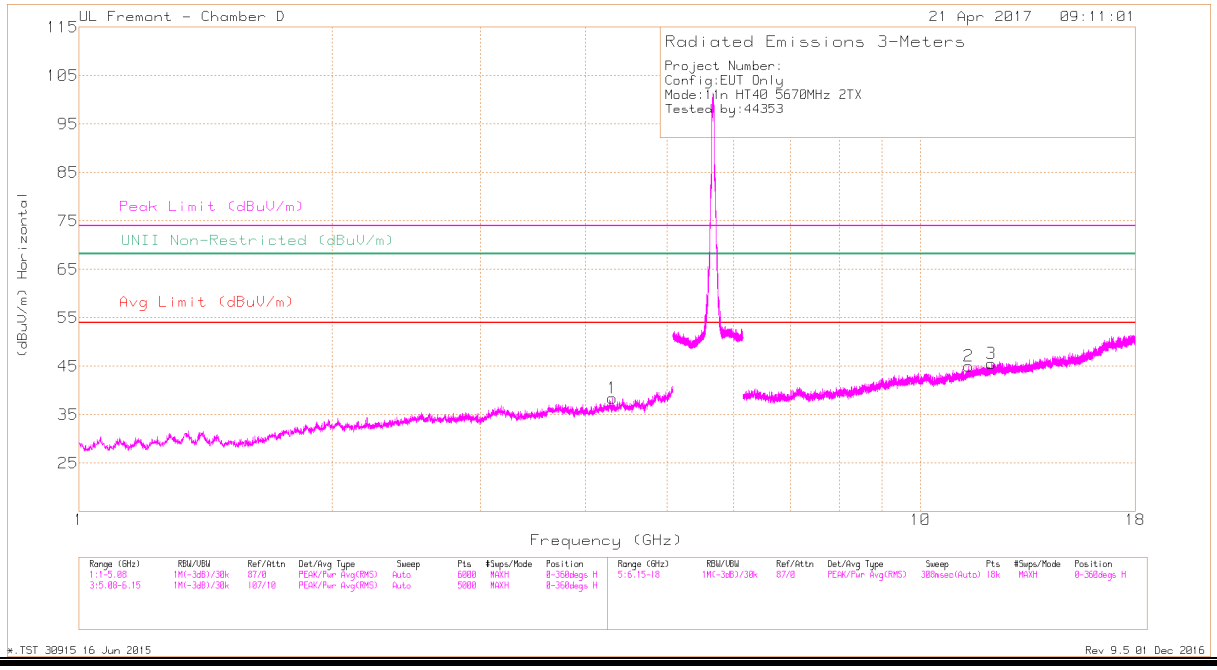

HIGH CHANNEL VERTICAL

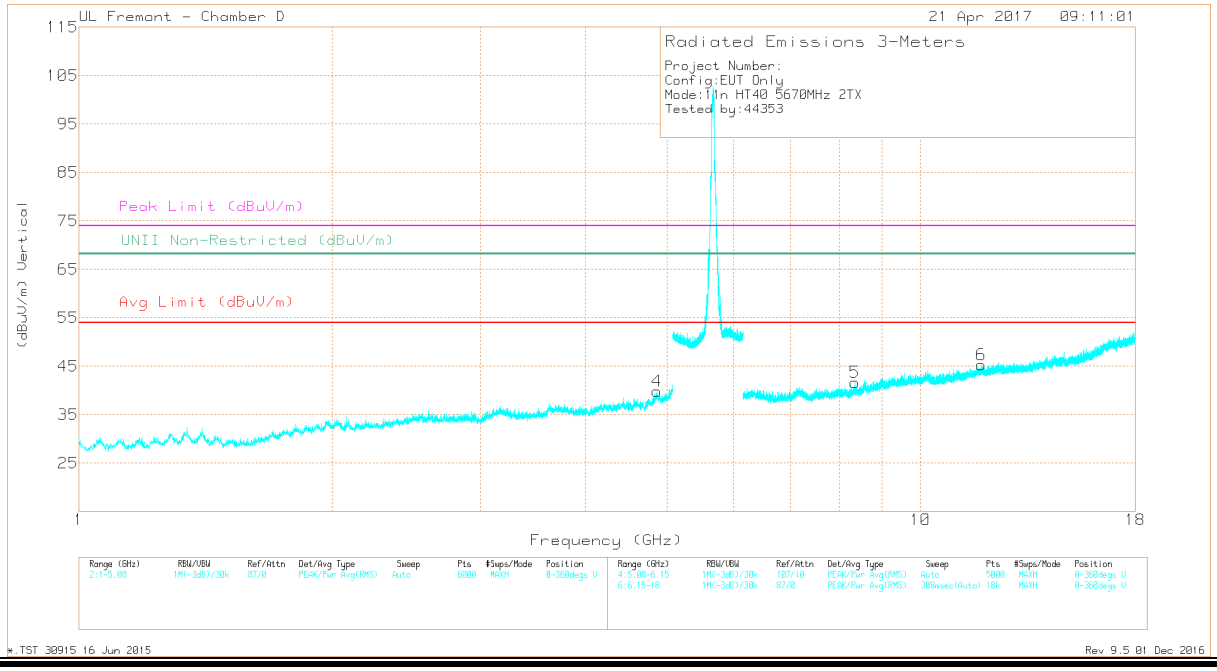

UL VERIFICATION SERVICES INC. FORM NO: CCSUP4701J
47173 BENICIA STREET, FREMONT, CA 94538, USA TEL: (510) 771-1000 FAX: (510) 661-0888
This report shall not be reproduced except in full, without the written approval of UL Verification Services Inc.

DATA

Marker	Frequency (GHz)	Meter Reading (dBuV)	Det	AF T862 (dB/m)	Amp/Cbl/Fltr/Pad (dB)	DC Corr (dB)	Corrected Reading (dBuV/m)	Avg Limit (dBuV/m)	Margin (dB)	Peak Limit (dBuV/m)	PK Margin (dB)	UNII Non-Restricted (dBuV/m)	PK Margin (dB)	Azimuth (Degs)	Height (cm)	Polarity
1	* 4.301	38.02	PK-U	33.6	-28.3	0	43.32	-	-	74	-30.68	-	-	271	288	H
	* 4.301	26.95	ADR	33.6	-28.3	.09	32.34	54	-21.66	-	-	-	-	271	288	H
4	* 4.859	37.28	PK-U	34.1	-25.6	0	45.78	-	-	74	-28.22	-	-	312	170	V
	* 4.862	26.26	ADR	34.1	-25.4	.09	35.05	54	-18.95	-	-	-	-	312	170	V
2	* 11.416	34.03	PK-U	38.2	-21.3	0	50.93	-	-	74	-23.07	-	-	73	137	H
	* 11.416	23.22	ADR	38.2	-21.3	.09	40.21	54	-13.79	-	-	-	-	73	137	H
3	* 12.139	34.5	PK-U	39	-21.4	0	52.1	-	-	74	-21.9	-	-	254	120	H
	* 12.138	23.44	ADR	39	-21.4	.09	41.13	54	-12.87	-	-	-	-	254	120	H
5	* 8.352	35.11	PK-U	36	-23.5	0	47.61	-	-	74	-26.39	-	-	12	237	V
	* 8.35	24.31	ADR	36	-23.6	.09	36.8	54	-17.2	-	-	-	-	12	237	V
6	* 11.806	35.46	PK-U	38.7	-21.4	0	52.76	-	-	74	-21.24	-	-	116	344	V
	* 11.807	23.48	ADR	38.7	-21.5	.09	40.77	54	-13.23	-	-	-	-	116	344	V

* - indicates frequency in CFR47 Pt 15 / IC RSS-Restricted Band

PK-U - U-NII: Maximum Peak

ADR - U-NII AD primary method, RMS average

*.TST 30915 16 Jun 2015

Rev 9.5 01 Dec 2016

This report shall not be reproduced except in full, without the written approval of UL Verification Services Inc.

9.1.26. 11ac HT40 2TX CDD MIMO STRADDLE CHANNEL 142

HARMONICS AND SPURIOUS EMISSIONS

LOW CHANNEL HORIZONTAL

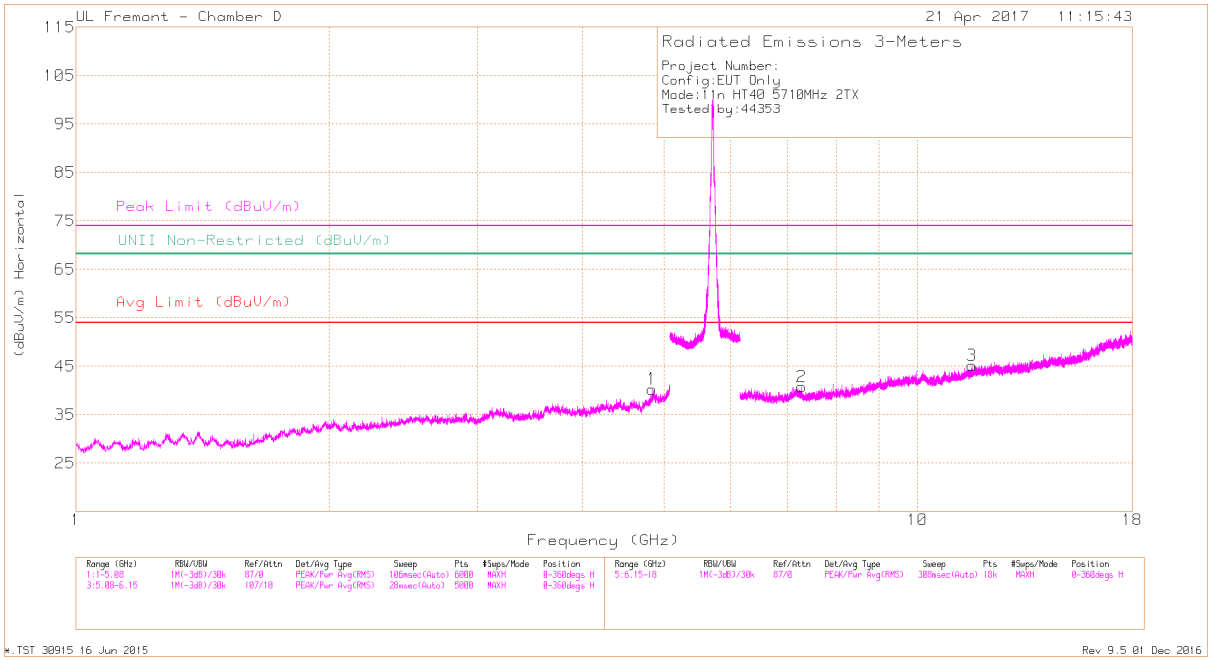

LOW CHANNEL VERTICAL

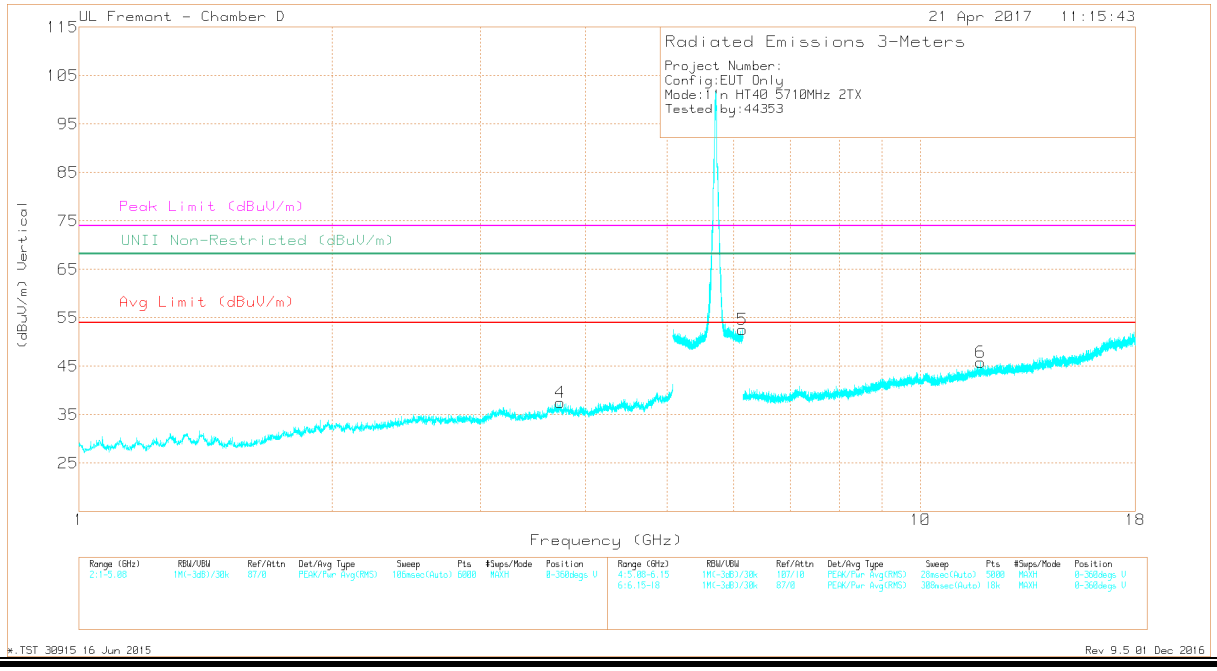

This report shall not be reproduced except in full, without the written approval of UL Verification Services Inc.

DATA

Marker	Frequency (GHz)	Meter Reading (dBuV)	Det	AF T862 (dB/m)	Amp/Cbl/Fltr/Pad (dB)	DC Corr (dB)	Corrected Reading (dBuV/m)	Avg Limit (dBuV/m)	Margin (dB)	Peak Limit (dBuV/m)	PK Margin (dB)	UNII Non-Restricted (dBuV/m)	PK Margin (dB)	Azimuth (Degs)	Height (cm)	Polarity
1	* 4.835	37.71	PK-U	34.1	-26.4	0	45.41	-	-	74	-28.59	-	-	220	163	H
	* 4.833	26.52	ADR	34.1	-26.5	.09	34.21	54	-19.79	-	-	-	-	220	163	H
4	* 3.733	39.6	PK-U	33.2	-29	0	43.8	-	-	74	-30.2	-	-	194	182	V
	* 3.735	27.65	ADR	33.2	-29	.09	31.94	54	-22.06	-	-	-	-	194	182	V
2	* 7.28	36.27	PK-U	35.7	-25.2	0	46.77	-	-	74	-27.23	-	-	110	103	H
	* 7.282	25.45	ADR	35.7	-25.2	.09	36.04	54	-17.96	-	-	-	-	110	103	H
3	* 11.611	34.91	PK-U	38.5	-21.4	0	52.01	-	-	74	-21.99	-	-	291	336	H
	* 11.613	23.31	ADR	38.5	-21.3	.09	40.6	54	-13.4	-	-	-	-	291	336	H
6	* 11.795	34.57	PK-U	38.7	-21.5	0	51.77	-	-	74	-22.23	-	-	270	200	V
	* 11.795	23.47	ADR	38.7	-21.5	.09	40.76	54	-13.24	-	-	-	-	270	200	V
5	6.143	40.41	PK-U	35.6	-17.5	0	58.51	-	-	-	-	68.2	-9.69	165	131	V

* - indicates frequency in CFR47 Pt 15 / IC RSS-Restricted Band

PK-U - U-NII: Maximum Peak

ADR - U-NII AD primary method, RMS average

*.TST 30915 16 Jun 2015

Rev 9.5 01 Dec 2016

This report shall not be reproduced except in full, without the written approval of UL Verification Services Inc.