11.10.5. 30-MINUTE NON-OCCUPANCY PERIOD

RESULTS

No EUT transmissions were observed on the test channel during the 30-minute observation time.

30-MINUTE NON-OCCUPANCY PERIOD

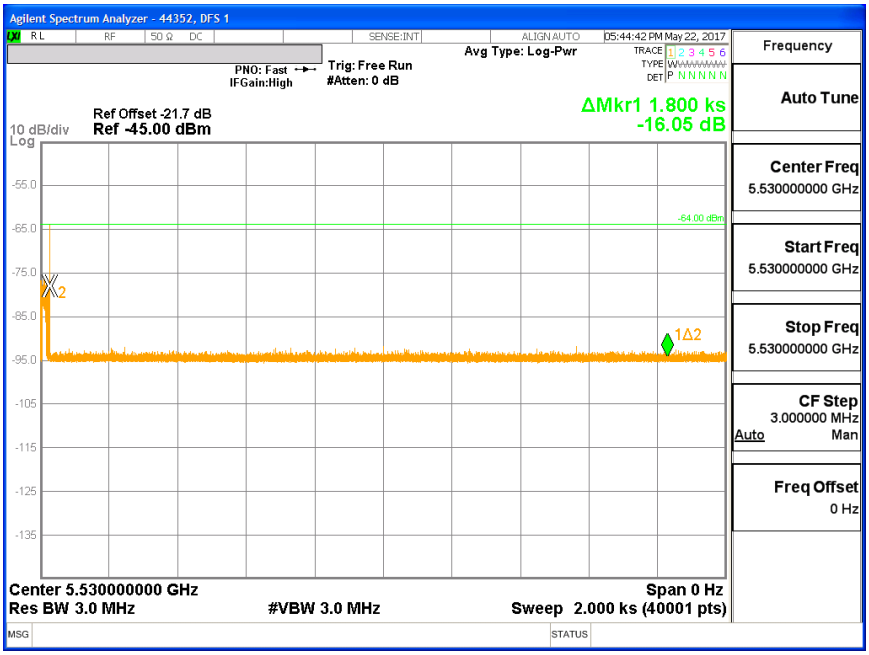

This report shall not be reproduced except in full, without the written approval of UL Verification Services Inc.

11.11. PEER TO PEER MODE PEER SLAVE DEVICE RESULTS FOR 20 MHz BANDWIDTH

11.11.1. TEST CHANNEL

All tests were performed at a channel center frequency of 5500 MHz.

11.11.2. RADAR WAVEFORM AND TRAFFIC

RADAR WAVEFORM

SHORT PULSE RADAR TYPE 0 AT MASTER

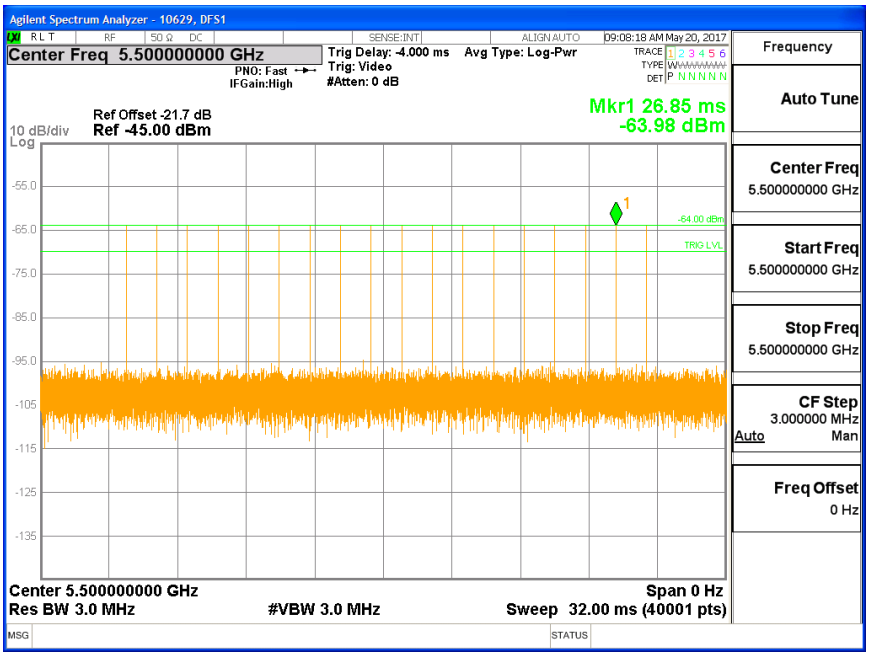

This report shall not be reproduced except in full, without the written approval of UL Verification Services Inc.

TRAFFIC

SLAVE TRAFFIC

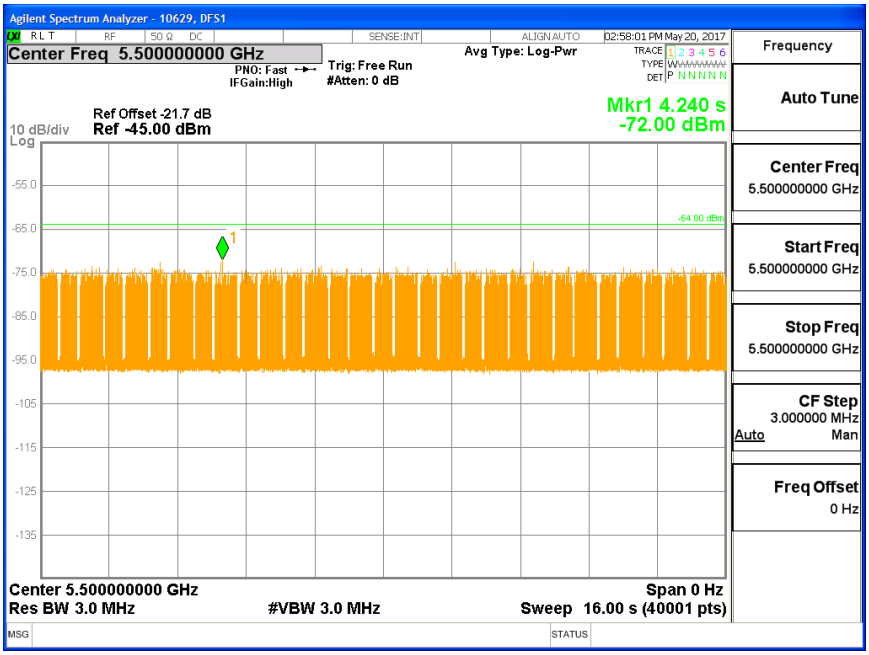

This report shall not be reproduced except in full, without the written approval of UL Verification Services Inc.

CHANNEL LOADING

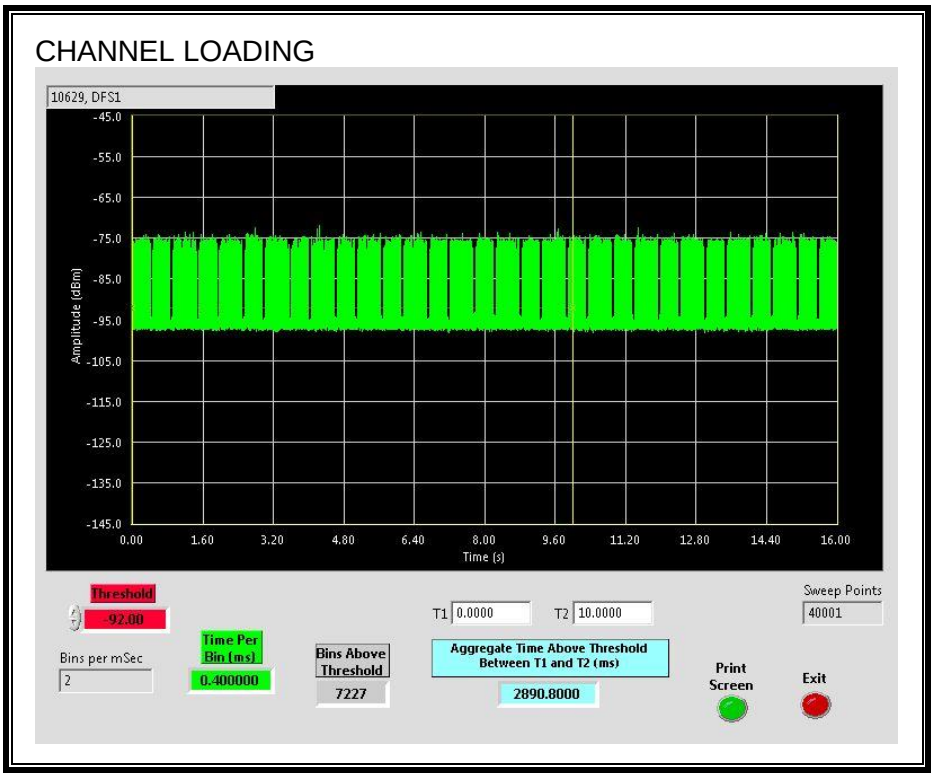

The level of traffic loading on the channel by the EUT is 28.908%.

This report shall not be reproduced except in full, without the written approval of UL Verification Services Inc.

11.11.3. OVERLAPPING CHANNEL TESTS

RESULTS

These tests are not applicable.

11.11.4. MOVE AND CLOSING TIME

REPORTING NOTES

The reference marker is set at the end of last radar pulse.

The delta marker is set at the end of the last WLAN transmission following the radar pulse. This delta is the channel move time.

The aggregate channel closing transmission time is calculated as follows:

Aggregate Transmission Time =
(Number of analyzer bins showing transmission) * (dwell time per bin)

The observation period over which the aggregate time is calculated begins at (Reference Marker + 200 msec) and ends no earlier than (Reference Marker + 10 sec).

RESULTS

Channel Move Time (sec)	Limit (sec)
0.142	10

Aggregate Channel Closing Transmission Time (msec)	Limit (msec)
0.0	60

This report shall not be reproduced except in full, without the written approval of UL Verification Services Inc.

MOVE TIME

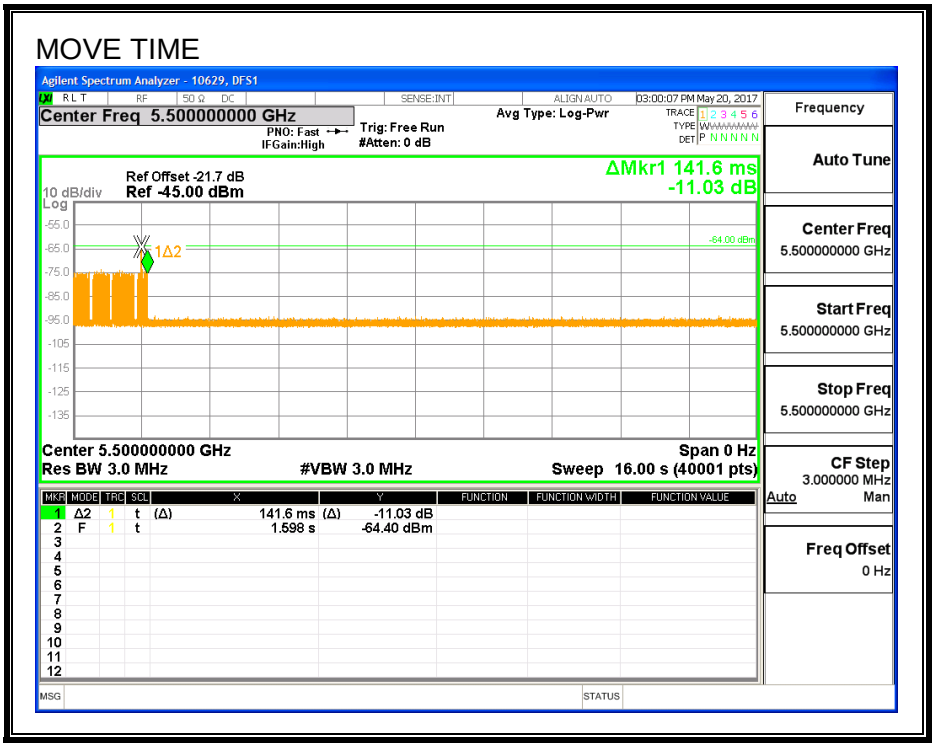

This report shall not be reproduced except in full, without the written approval of UL Verification Services Inc.

CHANNEL CLOSING TIME

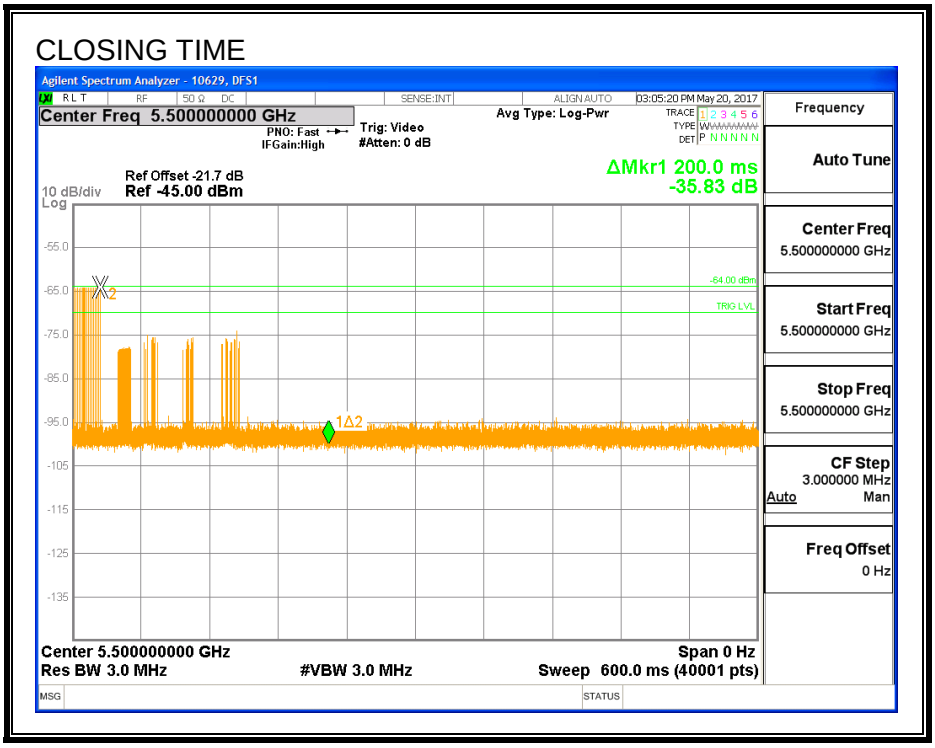

This report shall not be reproduced except in full, without the written approval of UL Verification Services Inc.

AGGREGATE CHANNEL CLOSING TRANSMISSION TIME

No transmissions are observed during the aggregate monitoring period.

AGGREGATE CLOSING TIME

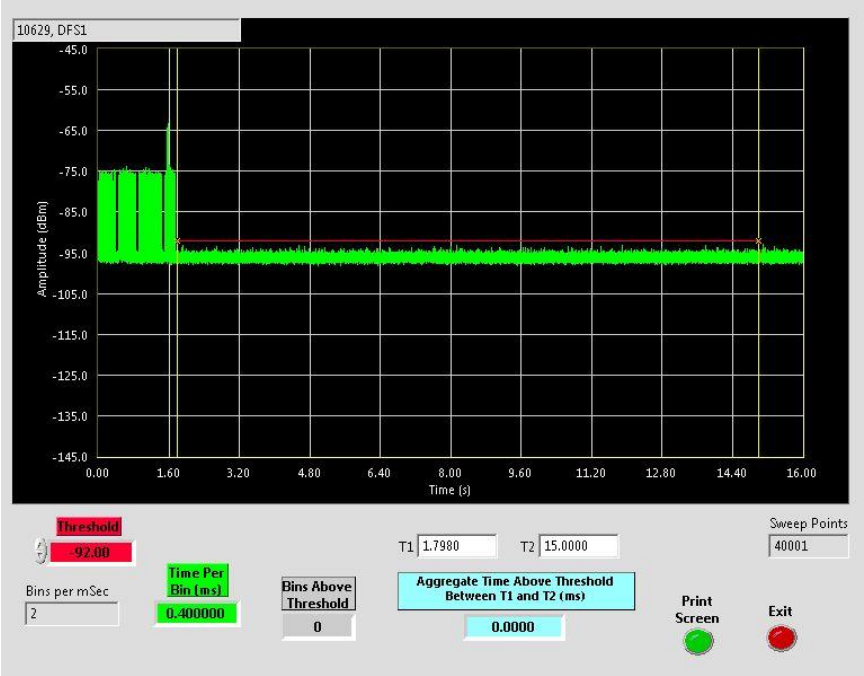

This report shall not be reproduced except in full, without the written approval of UL Verification Services Inc.

11.12. PEER TO PEER MODE PEER SLAVE DEVICE RESULTS FOR 40 MHz BANDWIDTH

11.12.1. TEST CHANNEL

All tests were performed at a channel center frequency of 5510 MHz.

11.12.2. RADAR WAVEFORM AND TRAFFIC

RADAR WAVEFORM

SHORT PULSE RADAR TYPE 0 AT MASTER

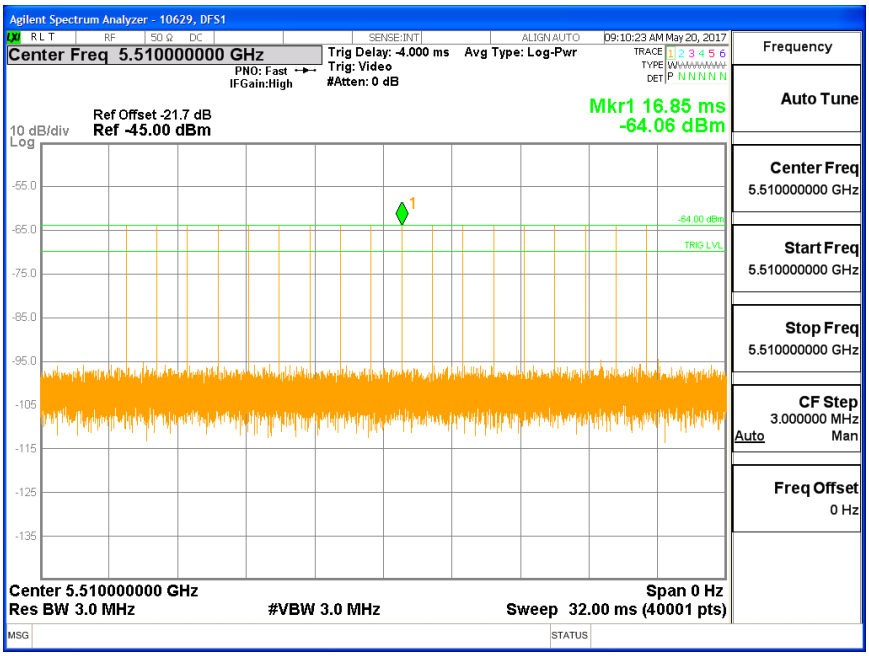

This report shall not be reproduced except in full, without the written approval of UL Verification Services Inc.

TRAFFIC

SLAVE TRAFFIC

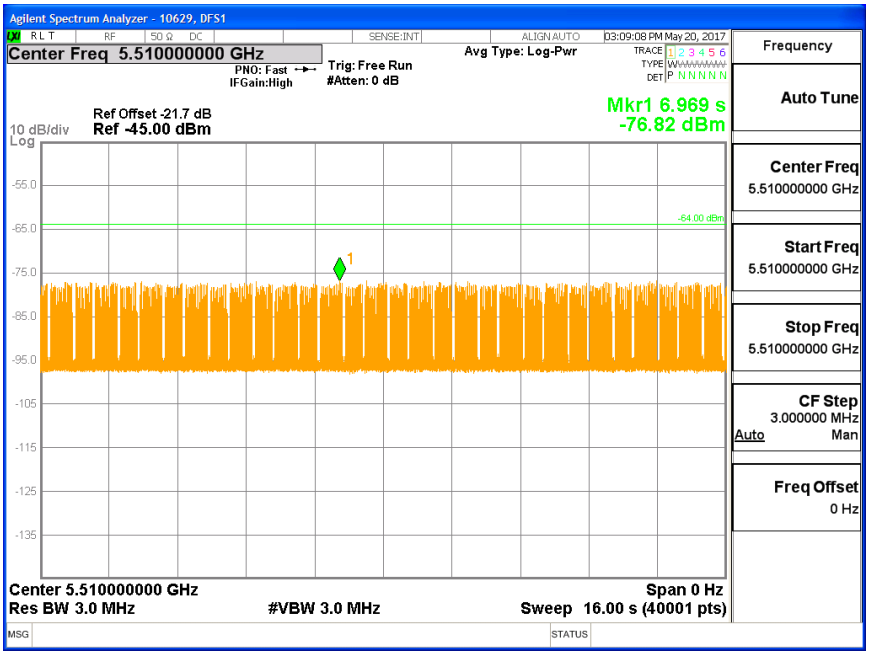

UL VERIFICATION SERVICES INC. FORM NO: CCSUP4701J
47173 BENICIA STREET, FREMONT, CA 94538, USA TEL: (510) 771-1000 FAX: (510) 661-0888
This report shall not be reproduced except in full, without the written approval of UL Verification Services Inc.

CHANNEL LOADING

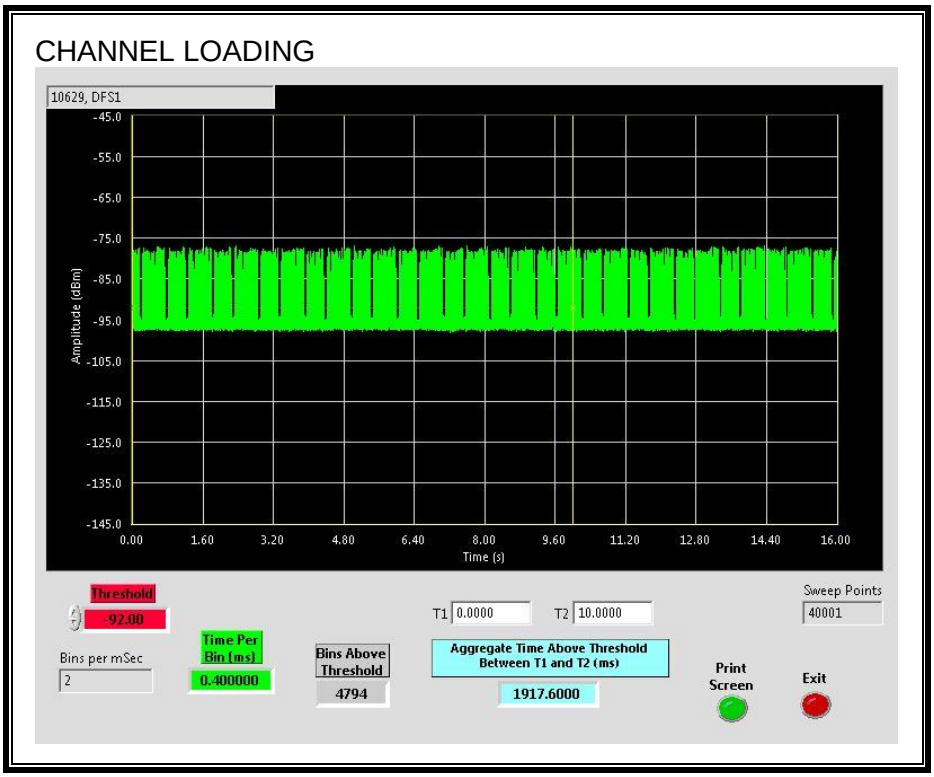

The level of traffic loading on the channel by the EUT is 19.176%.

This report shall not be reproduced except in full, without the written approval of UL Verification Services Inc.

11.12.3. OVERLAPPING CHANNEL TESTS

RESULTS

These tests are not applicable.

11.12.4. MOVE AND CLOSING TIME

REPORTING NOTES

The reference marker is set at the end of last radar pulse.

The delta marker is set at the end of the last WLAN transmission following the radar pulse. This delta is the channel move time.

The aggregate channel closing transmission time is calculated as follows:

Aggregate Transmission Time =
(Number of analyzer bins showing transmission) * (dwell time per bin)

The observation period over which the aggregate time is calculated begins at (Reference Marker + 200 msec) and ends no earlier than (Reference Marker + 10 sec).

RESULTS

Channel Move Time (sec)	Limit (sec)
0.105	10

Aggregate Channel Closing Transmission Time (msec)	Limit (msec)
0.0	60

UL VERIFICATION SERVICES INC. FORM NO: CCSUP4701J
47173 BENICIA STREET, FREMONT, CA 94538, USA TEL: (510) 771-1000 FAX: (510) 661-0888
This report shall not be reproduced except in full, without the written approval of UL Verification Services Inc.

MOVE TIME

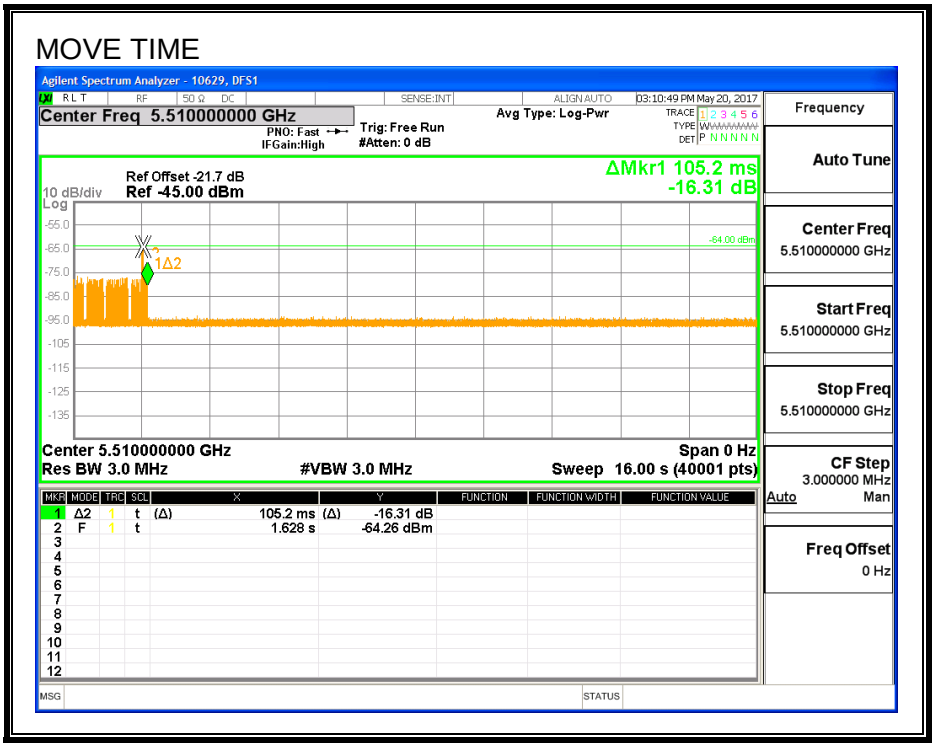

This report shall not be reproduced except in full, without the written approval of UL Verification Services Inc.

CHANNEL CLOSING TIME

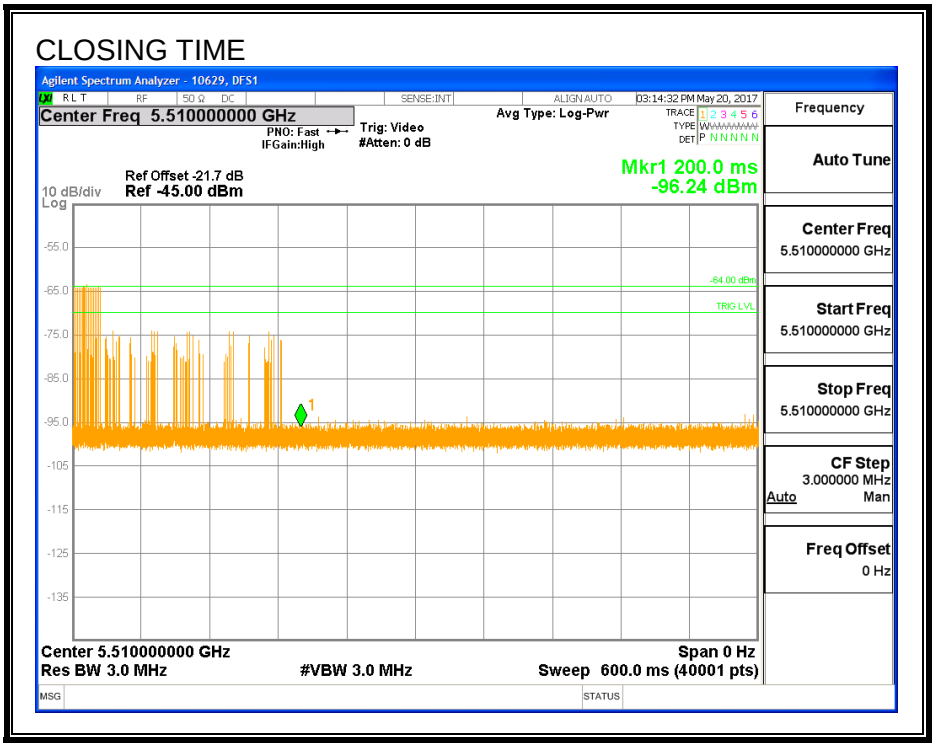

This report shall not be reproduced except in full, without the written approval of UL Verification Services Inc.

AGGREGATE CHANNEL CLOSING TRANSMISSION TIME

No transmissions are observed during the aggregate monitoring period.

AGGREGATE CLOSING TIME

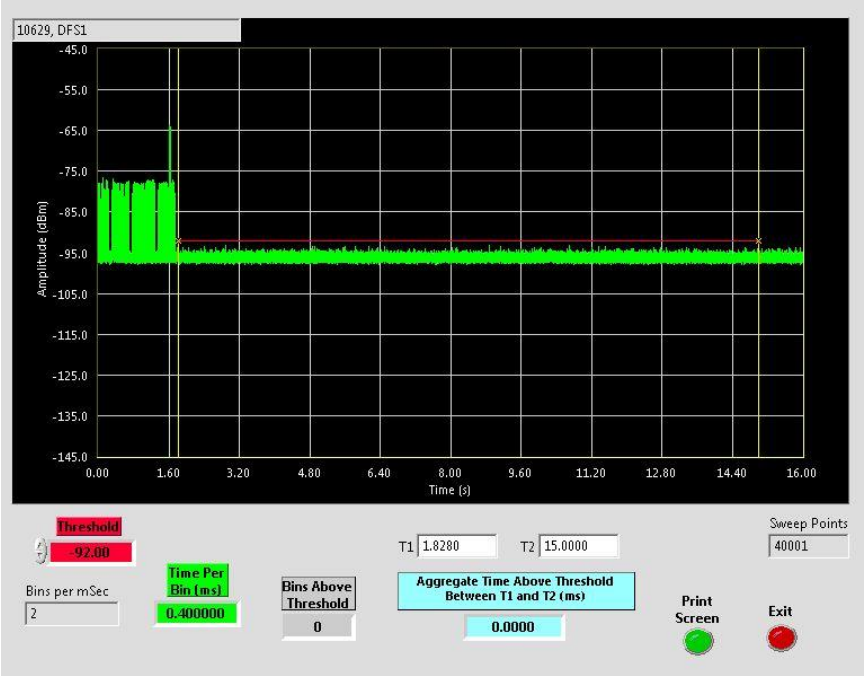

This report shall not be reproduced except in full, without the written approval of UL Verification Services Inc.

11.13. PEER TO PEER MODE PEER SLAVE DEVICE RESULTS FOR 80 MHz BANDWIDTH

11.13.1. TEST CHANNEL

All tests were performed at a channel center frequency of 5530 MHz.

11.13.2. RADAR WAVEFORM AND TRAFFIC

RADAR WAVEFORM

SHORT PULSE RADAR TYPE 0 AT MASTER

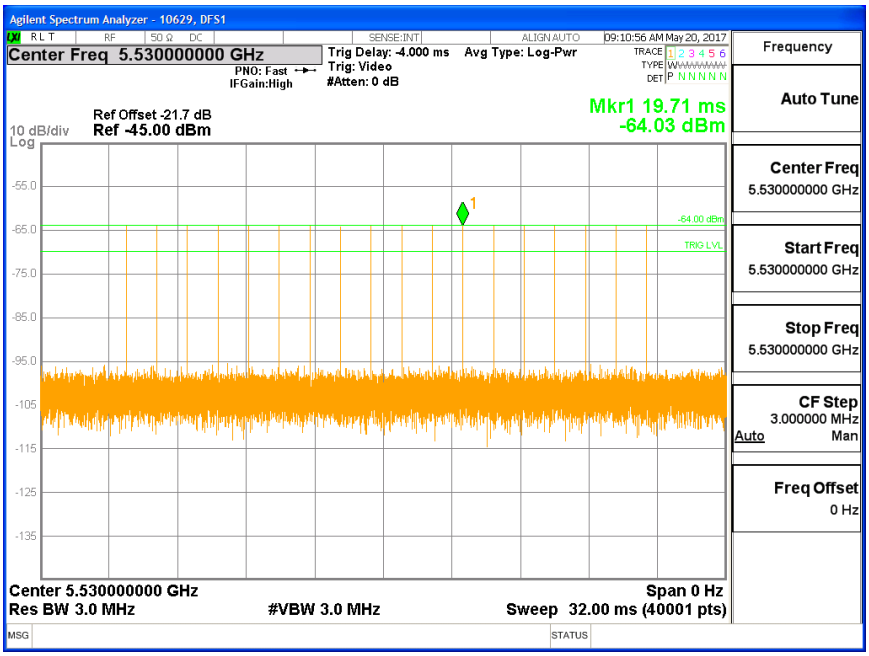

This report shall not be reproduced except in full, without the written approval of UL Verification Services Inc.

TRAFFIC

SLAVE TRAFFIC

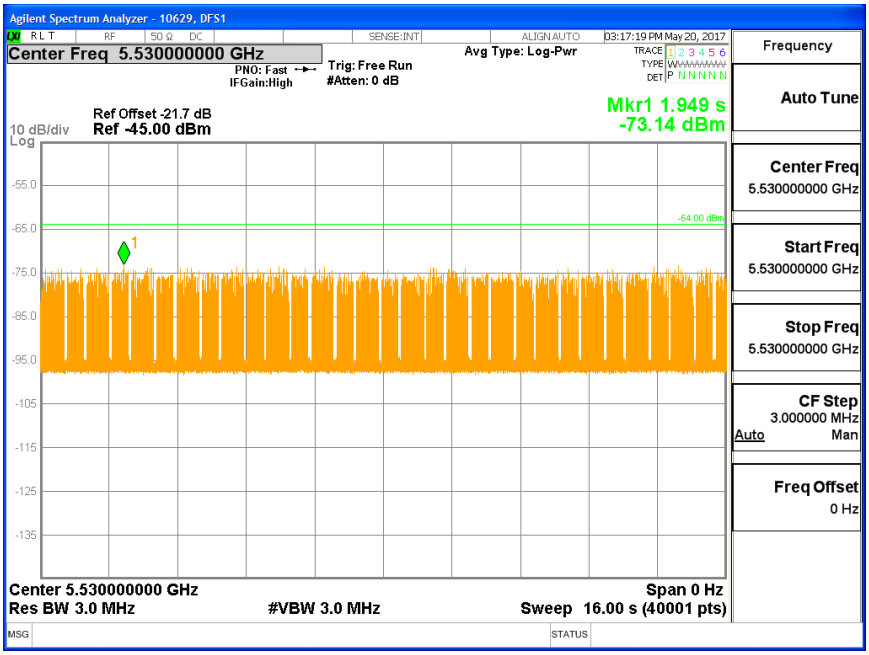

UL VERIFICATION SERVICES INC. FORM NO: CCSUP4701J
47173 BENICIA STREET, FREMONT, CA 94538, USA TEL: (510) 771-1000 FAX: (510) 661-0888
This report shall not be reproduced except in full, without the written approval of UL Verification Services Inc.

CHANNEL LOADING

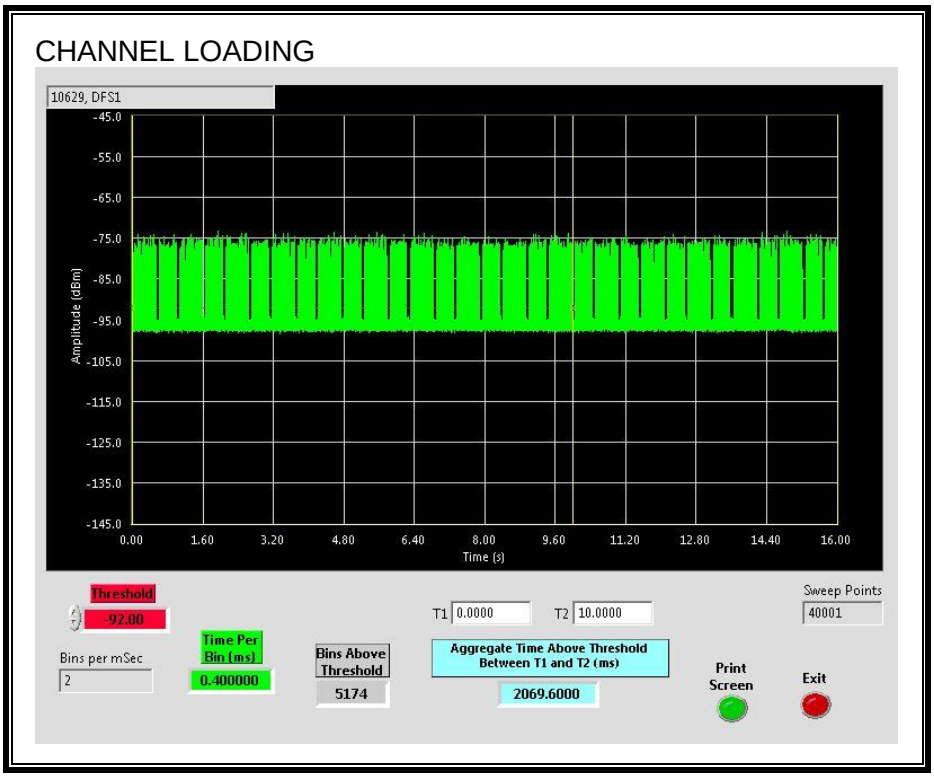

The level of traffic loading on the channel by the EUT is 20.696%

This report shall not be reproduced except in full, without the written approval of UL Verification Services Inc.

11.13.3. OVERLAPPING CHANNEL TESTS

RESULTS

These tests are not applicable.

11.13.4. MOVE AND CLOSING TIME

REPORTING NOTES

The reference marker is set at the end of last radar pulse.

The delta marker is set at the end of the last WLAN transmission following the radar pulse. This delta is the channel move time.

The aggregate channel closing transmission time is calculated as follows:

Aggregate Transmission Time =
(Number of analyzer bins showing transmission) * (dwell time per bin)

The observation period over which the aggregate time is calculated begins at (Reference Marker + 200 msec) and ends no earlier than (Reference Marker + 10 sec).

RESULTS

Channel Move Time (sec)	Limit (sec)
0.166	10

Aggregate Channel Closing Transmission Time (msec)	Limit (msec)
0.0	60

UL VERIFICATION SERVICES INC. FORM NO: CCSUP4701J
47173 BENICIA STREET, FREMONT, CA 94538, USA TEL: (510) 771-1000 FAX: (510) 661-0888
This report shall not be reproduced except in full, without the written approval of UL Verification Services Inc.

MOVE TIME

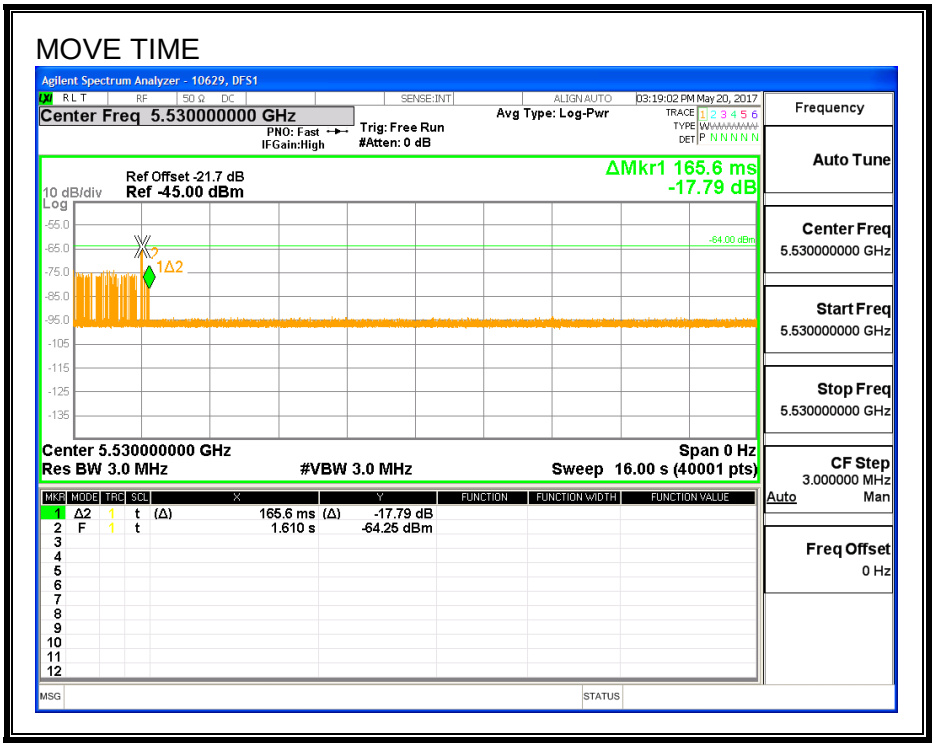

This report shall not be reproduced except in full, without the written approval of UL Verification Services Inc.

CHANNEL CLOSING TIME

CLOSING TIME

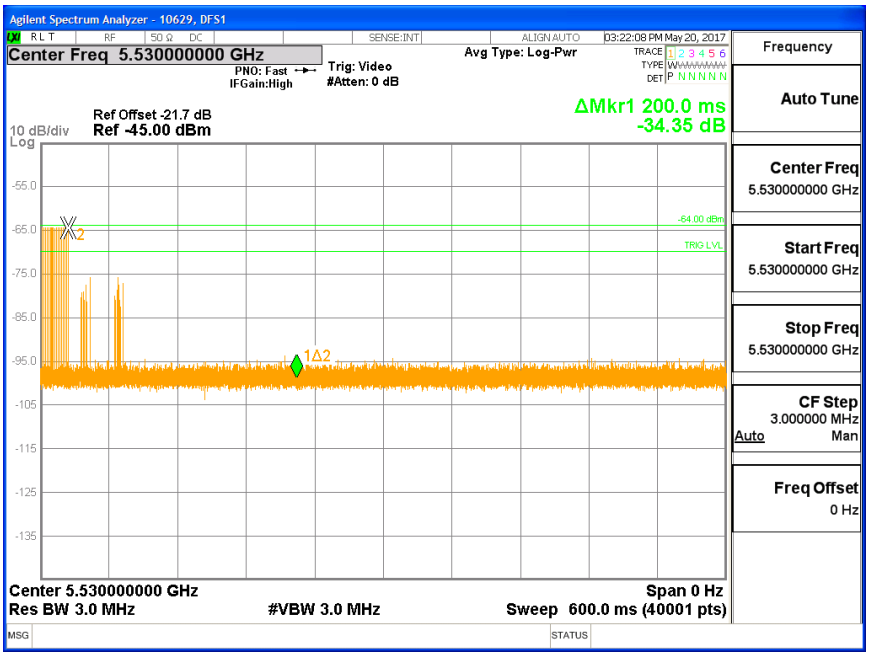

This report shall not be reproduced except in full, without the written approval of UL Verification Services Inc.

AGGREGATE CHANNEL CLOSING TRANSMISSION TIME

No transmissions are observed during the aggregate monitoring period.

AGGREGATE CLOSING TIME

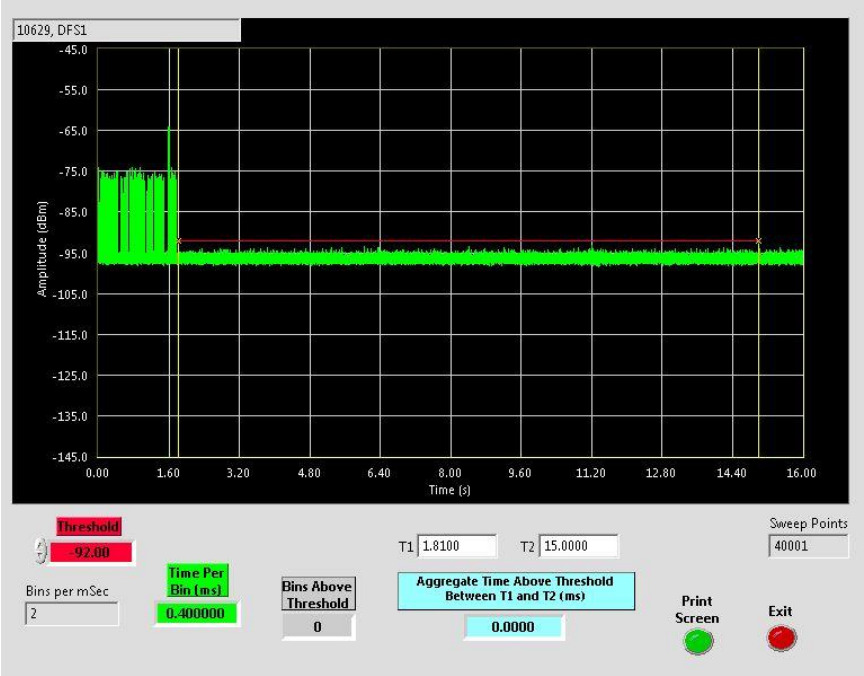

This report shall not be reproduced except in full, without the written approval of UL Verification Services Inc.

11.13.5. 30-MINUTE NON-OCCUPANCY PERIOD

RESULTS

No EUT transmissions were observed on the test channel during the 30-minute observation time.

30-MINUTE NON-OCCUPANCY PERIOD

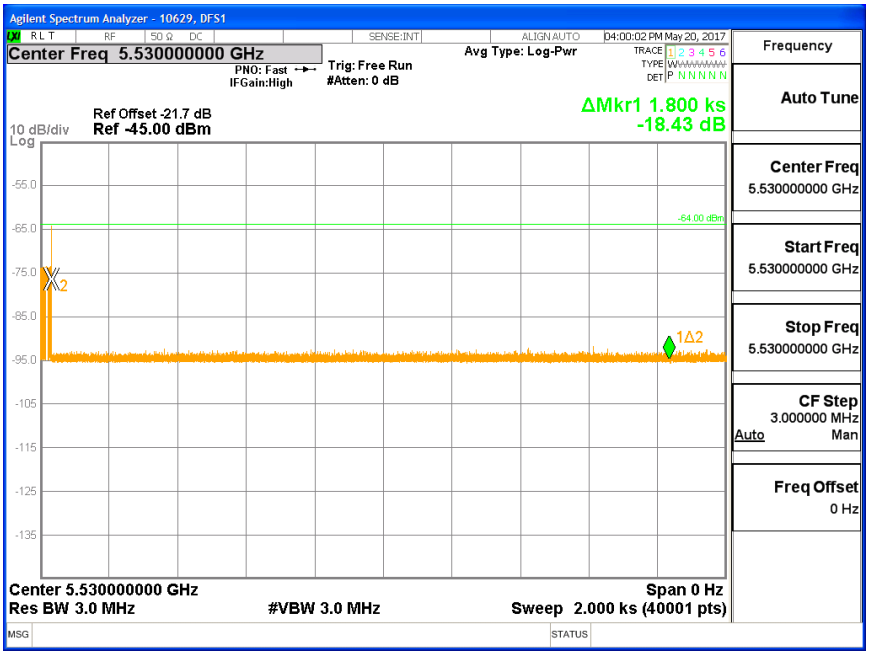

This report shall not be reproduced except in full, without the written approval of UL Verification Services Inc.