26dB, CH MID

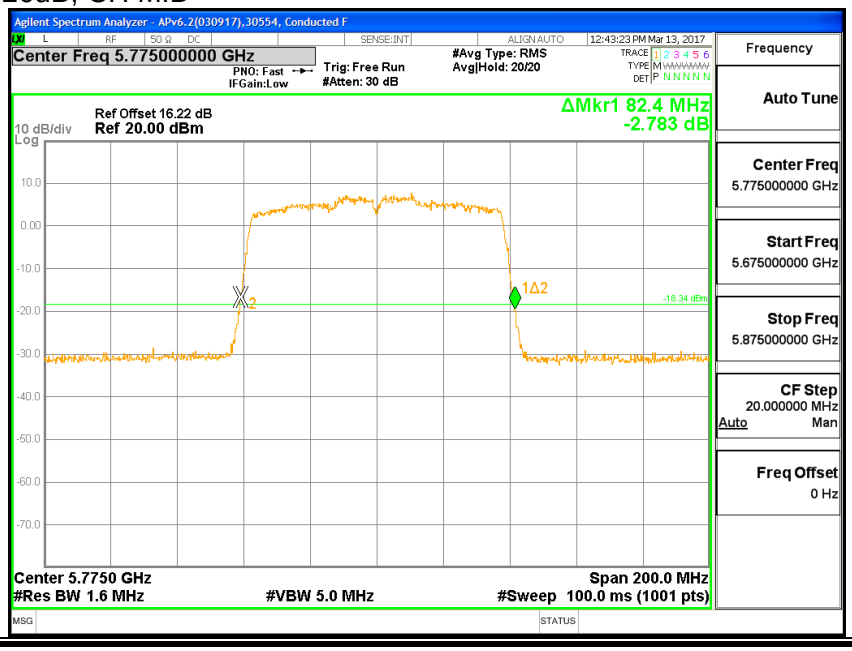

This report shall not be reproduced except in full, without the written approval of UL Verification Services Inc.

8.41.3. 99% BANDWIDTH

LIMITS

None; for reporting purposes only.

RESULTS

Channel	Frequency	99% BW LAT 3 (MHz)
Mid	5775	75.617

UL VERIFICATION SERVICES INC. FORM NO: CCSUP4701J
47173 BENICIA STREET, FREMONT, CA 94538, USA TEL: (510) 771-1000 FAX: (510) 661-0888
This report shall not be reproduced except in full, without the written approval of UL Verification Services Inc.

OBW, CH MID

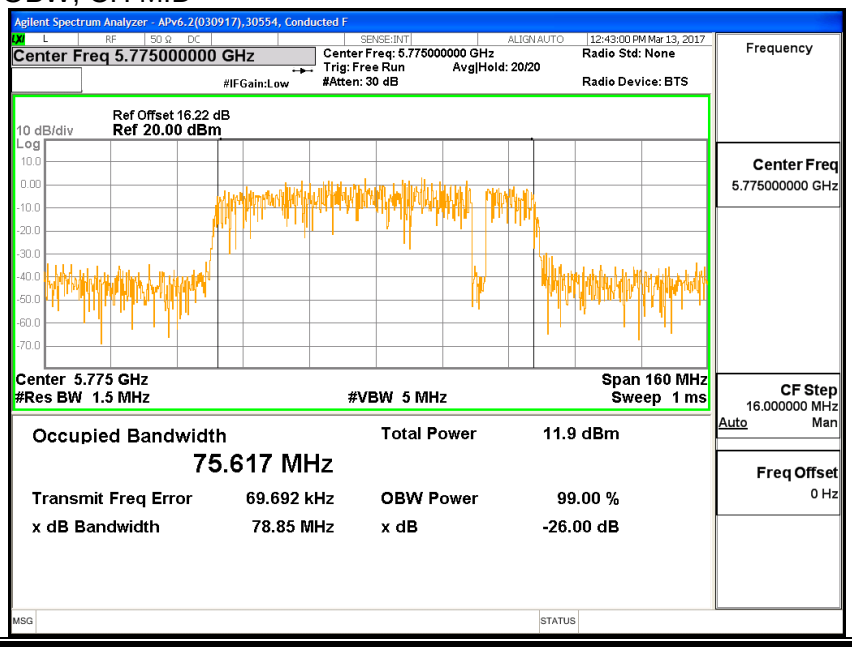

UL VERIFICATION SERVICES INC. FORM NO: CCSUP4701J
47173 BENICIA STREET, FREMONT, CA 94538, USA TEL: (510) 771-1000 FAX: (510) 661-0888
This report shall not be reproduced except in full, without the written approval of UL Verification Services Inc.

8.41.4. AVERAGE POWER

ID:	30554	Date:	6/13/2017

LIMITS

None; for reporting purposes only.

TEST PROCEDURE

Measurements perform using a wideband gated RF power meter.

RESULTS

Channel	Frequency	Power LAT 3 (dBm)
Mid	5775	18.76

This report shall not be reproduced except in full, without the written approval of UL Verification Services Inc.

8.41.5. OUTPUT POWER

ID:	30554	Date:	6/13/2017

LIMITS

FCC §15.407 (a) (3)

For the band 5.725-5.85 GHz, the maximum conducted output power over the frequency band of operation shall not exceed 1 W. In addition, the maximum power spectral density shall not exceed 30 dBm in any 500-kHz band. If transmitting antennas of directional gain greater than 6 dBi are used, both the maximum conducted output power and the maximum power spectral density shall be reduced by the amount in dB that the directional gain of the antenna exceeds 6 dBi.

TEST PROCEDURE

Measurements perform using a wideband gated RF power meter provided that the gate parameters are adjusted such that the power is measured only when the EUT is transmitting at its maximum power control level. Since the measurement is made only during the ON time of the transmitter, no duty cycle correction factor is required.

DIRECTIONAL ANTENNA GAIN

There is only one transmitter output therefore the directional gain is equal to the antenna gain.

UL VERIFICATION SERVICES INC. FORM NO: CCSUP4701J
47173 BENICIA STREET, FREMONT, CA 94538, USA TEL: (510) 771-1000 FAX: (510) 661-0888
This report shall not be reproduced except in full, without the written approval of UL Verification Services Inc.

RESULTS

Antenna Gain and Limit

Channel	Frequency (MHz)	Directional Gain (dBi)	Power Limit (dBm)
Mid	5775	-0.93	30.00

Output Power Results

Channel	Frequency (MHz)	LAT 3 Meas Power (dBm)	Total Corr'd Power (dBm)	Power Limit (dBm)	Power Margin (dB)
Mid	5775	18.76	18.76	30.00	-11.24

UL VERIFICATION SERVICES INC. FORM NO: CCSUP4701J
47173 BENICIA STREET, FREMONT, CA 94538, USA TEL: (510) 771-1000 FAX: (510) 661-0888
This report shall not be reproduced except in full, without the written approval of UL Verification Services Inc.

8.41.6. POWER SPECTRAL DENSITY

LIMITS

FCC §15.407 (a) (3)

For the band 5.725-5.85 GHz, the maximum conducted output power over the frequency band of operation shall not exceed 1 W. In addition, the maximum power spectral density shall not exceed 30 dBm in any 500-kHz band. If transmitting antennas of directional gain greater than 6 dBi are used, both the maximum conducted output power and the maximum power spectral density shall be reduced by the amount in dB that the directional gain of the antenna exceeds 6 dBi.

DIRECTIONAL ANTENNA GAIN

There is only one transmitter output therefore the directional gain is equal to the antenna gain.

This report shall not be reproduced except in full, without the written approval of UL Verification Services Inc.

RESULTS

Antenna Gain and Limits

Channel	Frequency (MHz)	Directional Gain (dBi)	PSD Limit (dBm)
Mid	5775	-0.93	30.00

Duty Cycle CF (dB)	0.20	**Included in Calculations of Corr'd PSD**

PSD Results

Channel	Frequency (MHz)	LAT 3 Meas PSD (dBm)	Total Corr'd PSD (dBm)	PSD Limit (dBm)	PSD Margin (dB)
Mid	5775	0.889	1.09	30.00	-28.91

UL VERIFICATION SERVICES INC. FORM NO: CCSUP4701J
47173 BENICIA STREET, FREMONT, CA 94538, USA TEL: (510) 771-1000 FAX: (510) 661-0888
This report shall not be reproduced except in full, without the written approval of UL Verification Services Inc.

PSD, CH MID

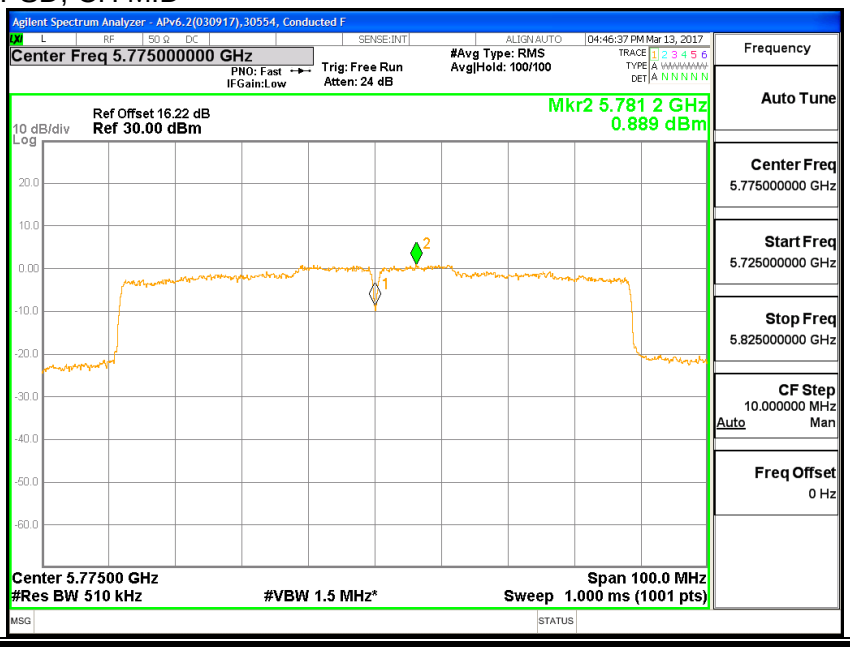

This report shall not be reproduced except in full, without the written approval of UL Verification Services Inc.

8.42. 11ac HT80 2TX CDD MIMO MODE IN THE 5.8GHz BAND

8.42.1. 6 dB BANDWIDTH

LIMITS

FCC §15.407 (e)

The minimum 6 dB bandwidth shall be at least 500 kHz.

RESULTS

Channel	Frequency	6 dB BW UAT 2 (MHz)	6 dB BW LAT 3 (MHz)	Minimum Limit (MHz)
Mid	5775	75.4	75.4	0.5

This report shall not be reproduced except in full, without the written approval of UL Verification Services Inc.

UAT 2 6dB , CH MID

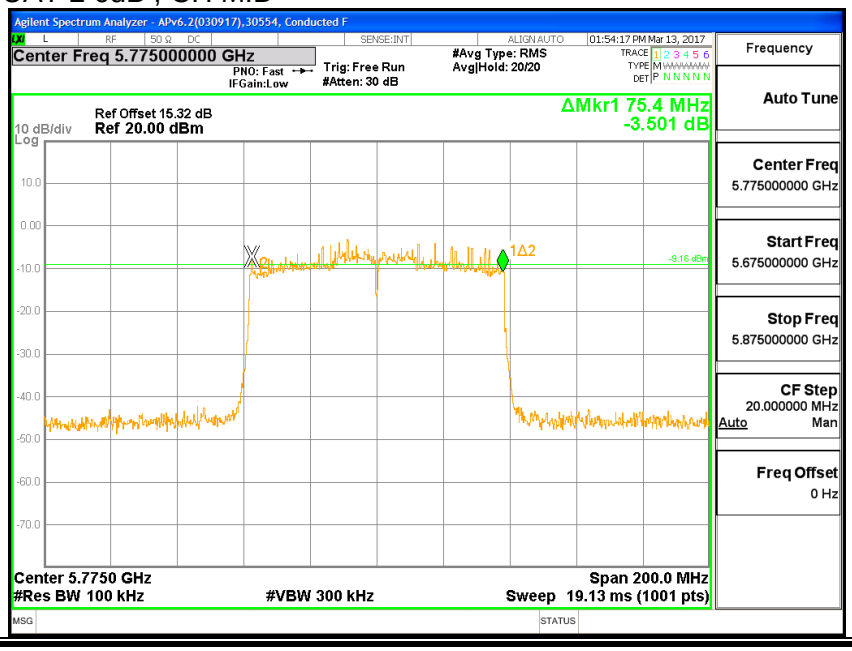

LAT 3 6dB , CH MID

This report shall not be reproduced except in full, without the written approval of UL Verification Services Inc.

8.42.2. 26 dB BANDWIDTH

LIMITS

None; for reporting purposes only.

RESULTS

Channel	Frequency	26 dB BW UAT 2 (MHz)	26 dB BW LAT 3 (MHz)
Mid	5775	82.6	82.2

This report shall not be reproduced except in full, without the written approval of UL Verification Services Inc.

UAT 2 26dB , CH MID

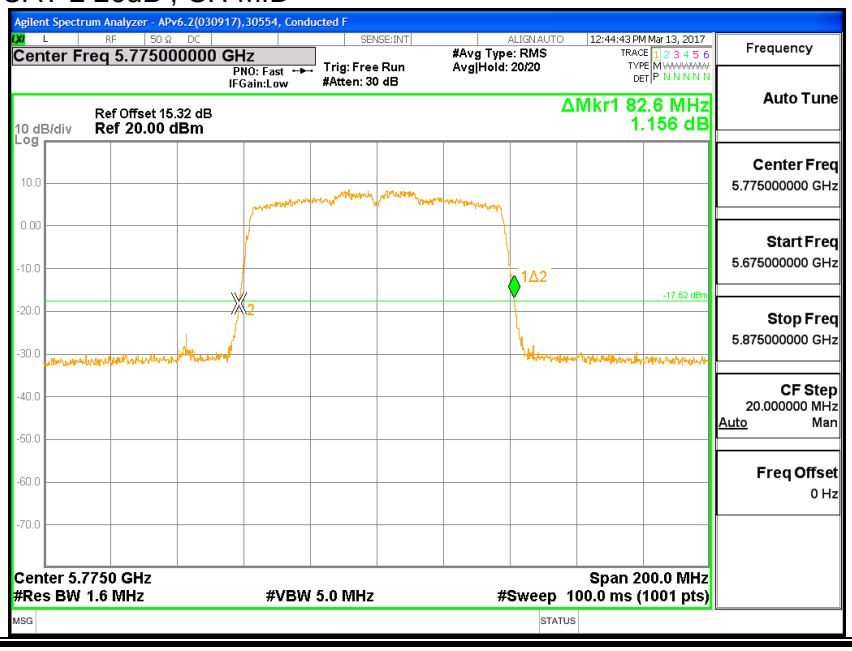

LAT 3 26dB , CH MID

This report shall not be reproduced except in full, without the written approval of UL Verification Services Inc.

8.42.3. 99% BANDWIDTH

LIMITS

None; for reporting purposes only.

RESULTS

Channel	Frequency	99% BW UAT 2 (MHz)	99% BW LAT 3 (MHz)
Mid	5775	75.256	72.272

This report shall not be reproduced except in full, without the written approval of UL Verification Services Inc.

UAT 2 OBW , CH MID

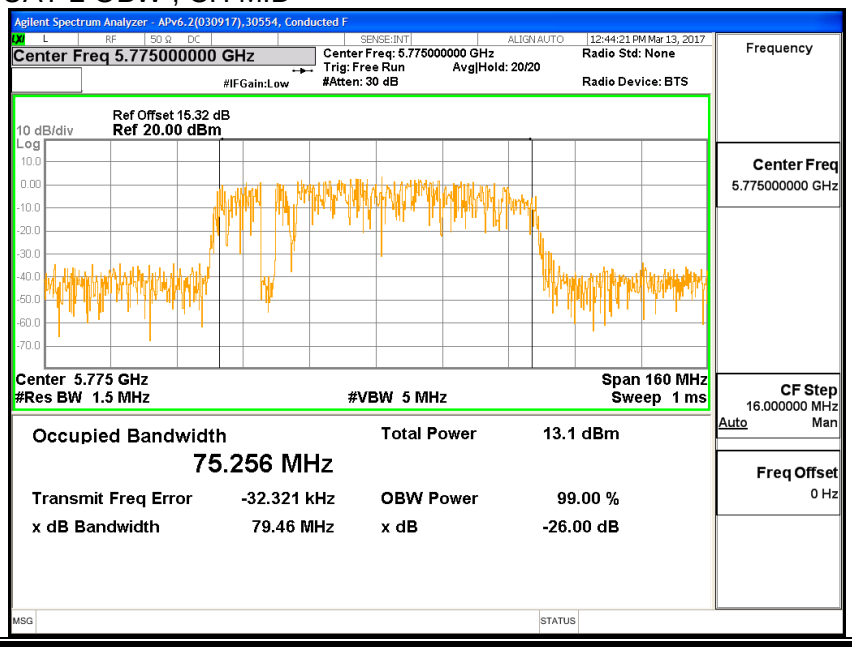

LAT 3 OBW , CH MID

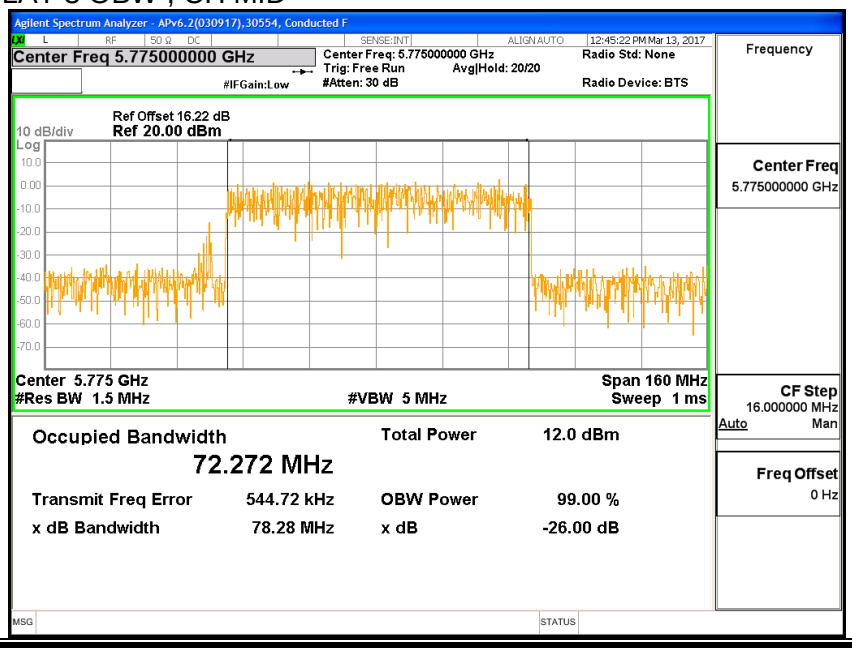

UL VERIFICATION SERVICES INC. FORM NO: CCSUP4701J
47173 BENICIA STREET, FREMONT, CA 94538, USA TEL: (510) 771-1000 FAX: (510) 661-0888
This report shall not be reproduced except in full, without the written approval of UL Verification Services Inc.

8.42.4. AVERAGE POWER

ID:	30554	Date:	6/13/2017

LIMITS

None; for reporting purposes only.

TEST PROCEDURE

Measurements perform using a wideband gated RF power meter.

RESULTS

Channel	Frequency (MHz)	UAT 2 Power (dBm)	LAT 3 Power (dBm)	Total Power (dBm)
Mid	5775	17.38	17.43	20.42

UL VERIFICATION SERVICES INC. FORM NO: CCSUP4701J
47173 BENICIA STREET, FREMONT, CA 94538, USA TEL: (510) 771-1000 FAX: (510) 661-0888
This report shall not be reproduced except in full, without the written approval of UL Verification Services Inc.

8.42.5. OUTPUT POWER

ID:	30554	Date:	6/13/2017

LIMITS

FCC §15.407 (a) (3)

For the band 5.725-5.85 GHz, the maximum conducted output power over the frequency band of operation shall not exceed 1 W. In addition, the maximum power spectral density shall not exceed 30 dBm in any 500-kHz band. If transmitting antennas of directional gain greater than 6 dBi are used, both the maximum conducted output power and the maximum power spectral density shall be reduced by the amount in dB that the directional gain of the antenna exceeds 6 dBi.

TEST PROCEDURE

Measurements perform using a wideband gated RF power meter provided that the gate parameters are adjusted such that the power is measured only when the EUT is transmitting at its maximum power control level. Since the measurement is made only during the ON time of the transmitter, no duty cycle correction factor is required.

DIRECTIONAL ANTENNA GAIN

For Power used uncorrelated gain: The TX chains are uncorrelated and the antenna gain is unequal among the chains. The directional gain is:

UAT 2 Antenna Gain (dBi)	LAT 3 Antenna Gain (dBi)	Uncorrelated Chains Directional Gain (dBi)
0.68	-0.93	-0.05

UL VERIFICATION SERVICES INC. FORM NO: CCSUP4701J
47173 BENICIA STREET, FREMONT, CA 94538, USA TEL: (510) 771-1000 FAX: (510) 661-0888
This report shall not be reproduced except in full, without the written approval of UL Verification Services Inc.

RESULTS

Antenna Gain and Limit

Channel	Frequency (MHz)	Directional Gain (dBi)	Power Limit (dBm)
Mid	5775	-0.05	30.00

Output Power Results

Channel	Frequency (MHz)	UAT 2 Meas Power (dBm)	LAT 3 Meas Power (dBm)	Total Corr'd Power (dBm)	Power Limit (dBm)	Power Margin (dB)
Mid	5775	17.38	17.43	20.42	30.00	-9.58

UL VERIFICATION SERVICES INC. FORM NO: CCSUP4701J
47173 BENICIA STREET, FREMONT, CA 94538, USA TEL: (510) 771-1000 FAX: (510) 661-0888
This report shall not be reproduced except in full, without the written approval of UL Verification Services Inc.

8.42.6. POWER SPECTRAL DENSITY

LIMITS

FCC §15.407 (a) (3)

For the band 5.725-5.85 GHz, the maximum conducted output power over the frequency band of operation shall not exceed 1 W. In addition, the maximum power spectral density shall not exceed 30 dBm in any 500-kHz band. If transmitting antennas of directional gain greater than 6 dBi are used, both the maximum conducted output power and the maximum power spectral density shall be reduced by the amount in dB that the directional gain of the antenna exceeds 6 dBi.

DIRECTIONAL ANTENNA GAIN

For PSD used correlated gain: The TX chains are correlated and the antenna gain is unequal among the chains. The directional gain is:

UAT 2 Antenna Gain (dBi)	LAT 3 Antenna Gain (dBi)	Correlated Chains Directional Gain (dBi)
0.68	-0.93	2.92

UL VERIFICATION SERVICES INC. FORM NO: CCSUP4701J
47173 BENICIA STREET, FREMONT, CA 94538, USA TEL: (510) 771-1000 FAX: (510) 661-0888
This report shall not be reproduced except in full, without the written approval of UL Verification Services Inc.

RESULTS

Antenna Gain and Limit

Channel	Frequency (MHz)	Directional Gain (dBi)	PSD Limit (dBm)
Mid	5775	2.92	30.00

Duty Cycle CF (dB)	0.20	**Included in Calculations of Corr'd PSD**

PSD Results

Channel	Frequency (MHz)	UAT 2 Meas PSD (dBm)	LAT 3 Meas PSD (dBm)	Total Corr'd PSD (dBm)	PSD Limit (dBm)	PSD Margin (dB)
Mid	5775	-0.573	-0.484	2.68	30.00	-27.32

UL VERIFICATION SERVICES INC. FORM NO: CCSUP4701J
47173 BENICIA STREET, FREMONT, CA 94538, USA TEL: (510) 771-1000 FAX: (510) 661-0888
This report shall not be reproduced except in full, without the written approval of UL Verification Services Inc.

UAT 2 PSD, CH MID

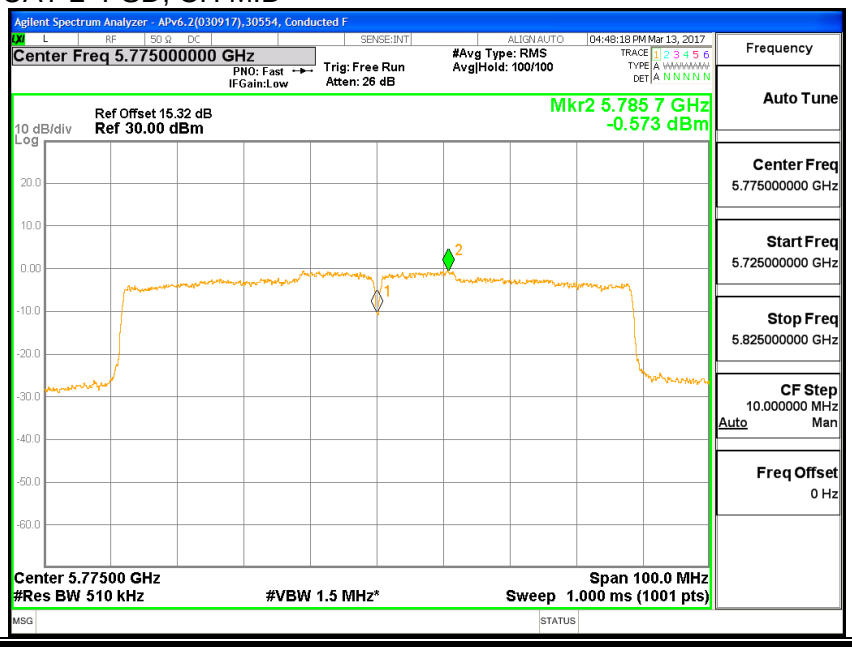

LAT 3 PSD, CH MID

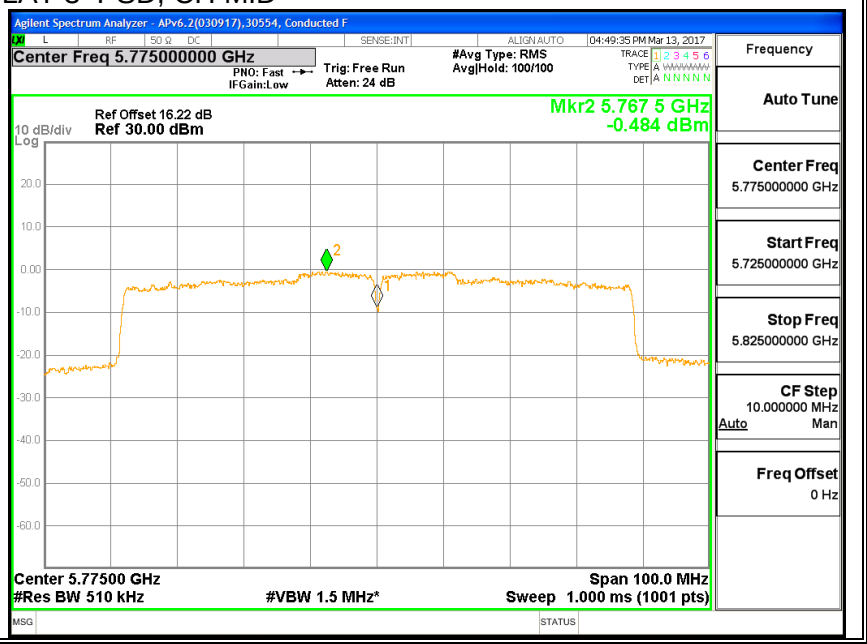

UL VERIFICATION SERVICES INC. FORM NO: CCSUP4701J
47173 BENICIA STREET, FREMONT, CA 94538, USA TEL: (510) 771-1000 FAX: (510) 661-0888
This report shall not be reproduced except in full, without the written approval of UL Verification Services Inc.

9. RADIATED TEST RESULTS

9.1. LIMITS AND PROCEDURE

LIMITS

FCC §15.205 and §15.209

Frequency Range (MHz)	Field Strength Limit (uV/m) at 3 m	Field Strength Limit (dBuV/m) at 3 m
30 - 88	100	40
88 - 216	150	43.5
216 - 960	200	46
Above 960	500	54

TEST PROCEDURE

The EUT is placed on a non-conducting table 80 cm above the ground plane for measurement below 1GHz; 1.5 m above the ground plane for measurement above 1GHz. The antenna to EUT distance is 3 meters. The EUT is configured in accordance with ANSI C63.10. The EUT is set to transmit in a continuous mode.

For measurements below 1 GHz the resolution bandwidth is set to 100 kHz for peak detection measurements or 120 kHz for quasi-peak detection measurements. Peak detection is used unless otherwise noted as quasi-peak.

For pre-scans above 1GHz the resolution bandwidth is set to 1 MHz; the video bandwidth is set to 30 KHz for peak measurements.

For final measurements above 1 GHz the resolution bandwidth is set to 1 MHz; the video bandwidth is set to 3 MHz for peak measurements and as applicable for average measurements.

For measurements above 1 GHz the resolution bandwidth is set to 1 MHz; the video bandwidth is set to 3 MHz for peak measurements and as applicable for average measurements.

The frequency range of interest is monitored at a fixed antenna height and EUT azimuth. The EUT is rotated through 360 degrees to maximize emissions received. The antenna is scanned from 1 to 4 meters above the ground plane to further maximize the emission. Measurements are made with the antenna polarized in both the vertical and the horizontal positions.

Radiated emission were performed with the EUT set to transmit at the channel with highest output power as worst-case scenario.

This report shall not be reproduced except in full, without the written approval of UL Verification Services Inc.

9.1.1. 11n HT20 UAT 2 SISO MODE IN THE 5.2GHz BAND

RESTRICTED BANDEDGE (LOW CHANNEL)

LOW CHANNEL HORIZONTAL

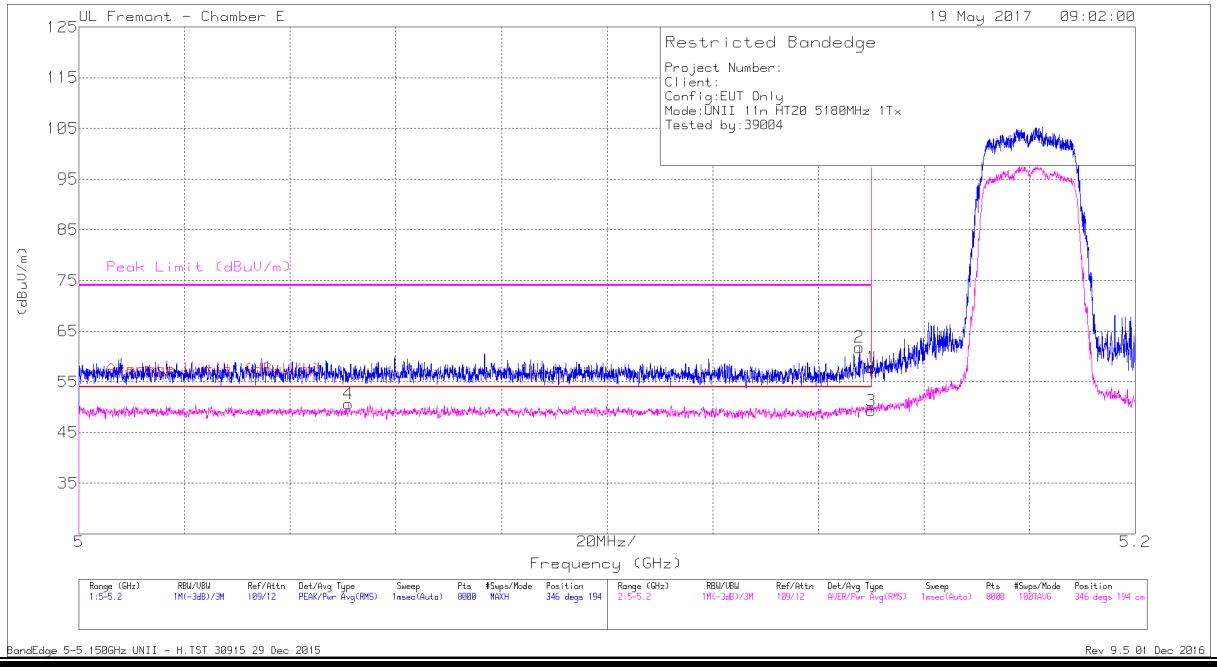

Marker	Frequency (GHz)	Meter Reading (dBuV)	Det	AF T136 (dB/m)	Amp/Cbl/Fltr/Pad (dB)	Corrected Reading (dBuV/m)	Average Limit (dBuV/m)	Margin (dB)	Peak Limit (dBuV/m)	PK Margin (dB)	Azimuth (Degs)	Height (cm)	Polarity
1	* 5.15	41.37	Pk	35.3	-18.8	57.87	-	-	74	-16.13	346	194	H
2	* 5.148	45.28	Pk	35.3	-18.8	61.78	-	-	74	-12.22	346	194	H
3	* 5.15	32.77	RMS	35.3	-18.8	49.27	54	-4.73	-	-	346	194	H
4	* 5.051	34.17	RMS	35.1	-18.6	50.67	54	-3.33	-	-	346	194	H

* - indicates frequency in CFR47 Pt 15 / IC RSS-Restricted Band
Pk - Peak detector
RMS - RMS detection
BandEdge 5-5.150GHz UNII - H.TST 30915 29 Dec 2015
Rev 9.5 01 Dec 2016

This report shall not be reproduced except in full, without the written approval of UL Verification Services Inc.

LOW CHANNEL VERTICAL

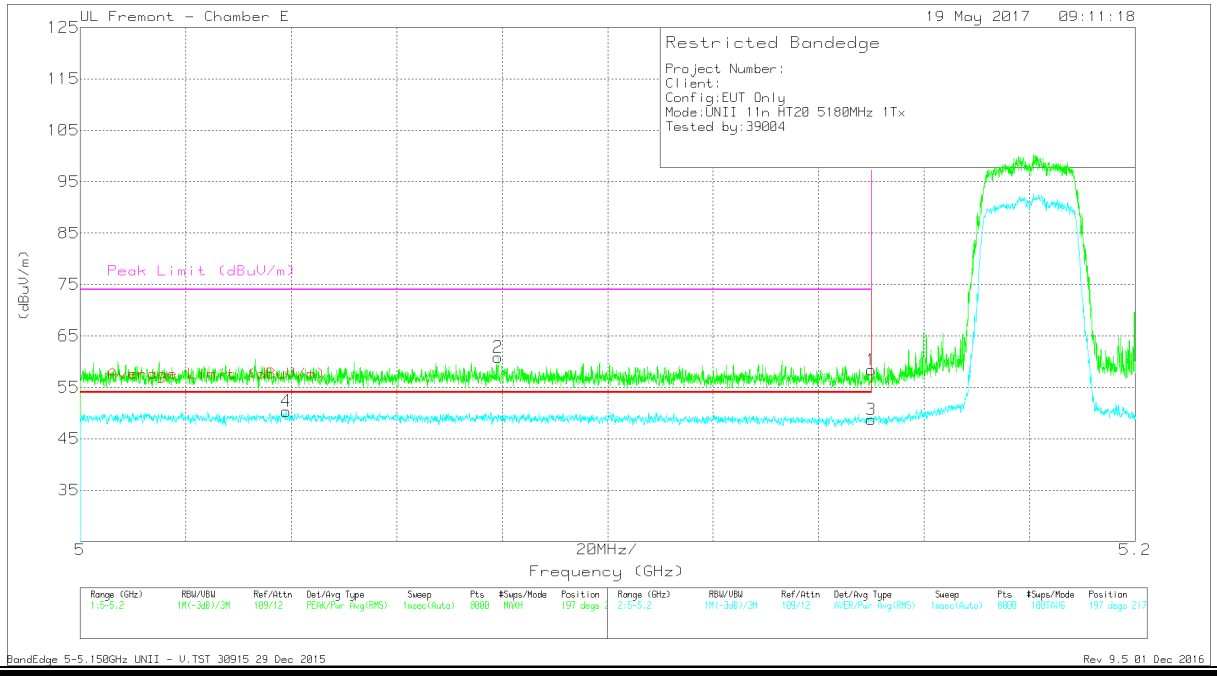

Marker	Frequency (GHz)	Meter Reading (dBuV)	Det	AF T136 (dB/m)	Amp/Cbl/Fltr/Pad (dB)	Corrected Reading (dBuV/m)	Average Limit (dBuV/m)	Margin (dB)	Peak Limit (dBuV/m)	PK Margin (dB)	Azimuth (Degs)	Height (cm)	Polarity
1	* 5.15	41.89	Pk	35.3	-18.8	58.39	-	-	74	-15.61	197	217	V
2	* 5.079	44.35	Pk	35.1	-18.6	60.85	-	-	74	-13.15	197	217	V
3	* 5.15	32.24	RMS	35.3	-18.8	48.74	54	-5.26	-	-	197	217	V
4	* 5.039	33.75	RMS	35	-18.4	50.35	54	-3.65	-	-	197	217	V

* - indicates frequency in CFR47 Pt 15 / IC RSS-Restricted Band
Pk - Peak detector
RMS - RMS detection
BandEdge 5-5.150GHz UNII - V.TST 30915 29 Dec 2015
Rev 9.5 01 Dec 2016

This report shall not be reproduced except in full, without the written approval of UL Verification Services Inc.

9.1.2. 11n HT20 LAT 3 SISO MODE IN THE 5.2GHz BAND

RESTRICTED BANDEDGE (LOW CHANNEL)

LOW CHANNEL HORIZONTAL

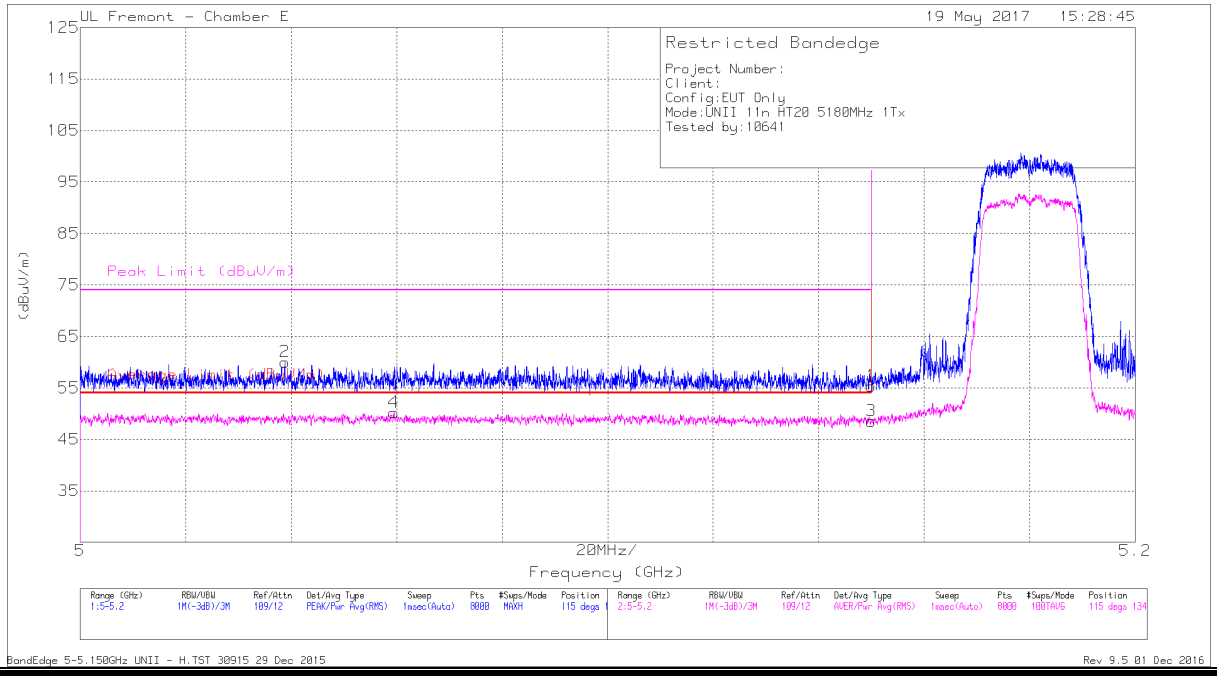

Marker	Frequency (GHz)	Meter Reading (dBuV)	Det	AF T136 (dB/m)	Amp/Cbl/Fltr/Pad (dB)	Corrected Reading (dBuV/m)	Average Limit (dBuV/m)	Margin (dB)	Peak Limit (dBuV/m)	PK Margin (dB)	Azimuth (Degs)	Height (cm)	Polarity
2	* 5.039	43.44	Pk	35	-18.4	60.04	-	-	74	-13.96	115	134	H
4	* 5.06	33.74	RMS	35.1	-18.6	50.24	54	-3.76	-	-	115	134	H
1	* 5.15	38.88	Pk	35.3	-18.8	55.38	-	-	74	-18.62	115	134	H
3	* 5.15	32.07	RMS	35.3	-18.8	48.57	54	-5.43	-	-	115	134	H

* - indicates frequency in CFR47 Pt 15 / IC RSS-Restricted Band
Pk - Peak detector
RMS - RMS detection
BandEdge 5-5.150GHz UNII - H.TST 30915 29 Dec 2015
Rev 9.5 01 Dec 2016

This report shall not be reproduced except in full, without the written approval of UL Verification Services Inc.

LOW CHANNEL VERTICAL

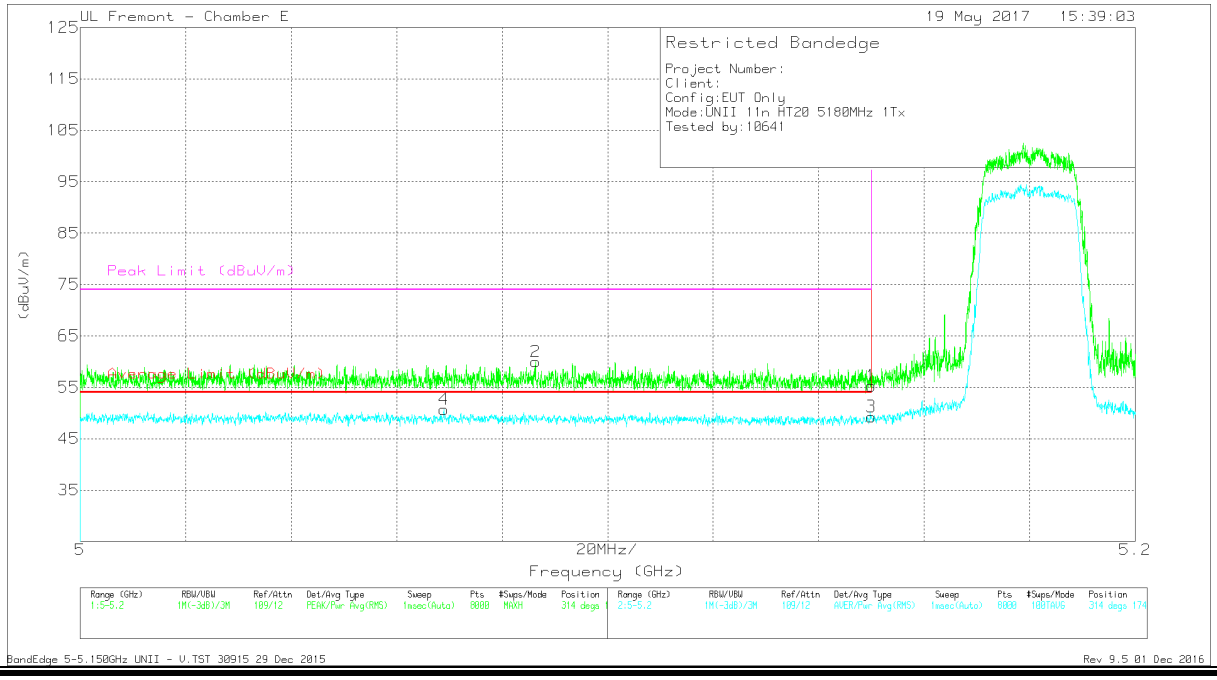

Marker	Frequency (GHz)	Meter Reading (dBuV)	Det	AF T136 (dB/m)	Amp/Cbl/Fltr/Pad (dB)	Corrected Reading (dBuV/m)	Average Limit (dBuV/m)	Margin (dB)	Peak Limit (dBuV/m)	PK Margin (dB)	Azimuth (Degs)	Height (cm)	Polarity
4	* 5.069	34.08	RMS	35.1	-18.5	50.68	54	-3.32	-	-	314	174	V
2	* 5.086	43.39	Pk	35.2	-18.6	59.99	-	-	74	-14.01	314	174	V
1	* 5.15	38.8	Pk	35.3	-18.8	55.3	-	-	74	-18.7	314	174	V
3	* 5.15	32.76	RMS	35.3	-18.8	49.26	54	-4.74	-	-	314	174	V

* - indicates frequency in CFR47 Pt 15 / IC RSS-Restricted Band

Pk - Peak detector

RMS - RMS detection

BandEdge 5-5.150GHz UNII - V.TST 30915 29 Dec 2015

Rev 9.5 01 Dec 2016

UL VERIFICATION SERVICES INC. FORM NO: CCSUP4701J
47173 BENICIA STREET, FREMONT, CA 94538, USA TEL: (510) 771-1000 FAX: (510) 661-0888

This report shall not be reproduced except in full, without the written approval of UL Verification Services Inc.

9.1.3. 11n HT20 2TX CDD MIMO MODE IN THE 5.2GHz BAND

RESTRICTED BANDEDGE (LOW CHANNEL)

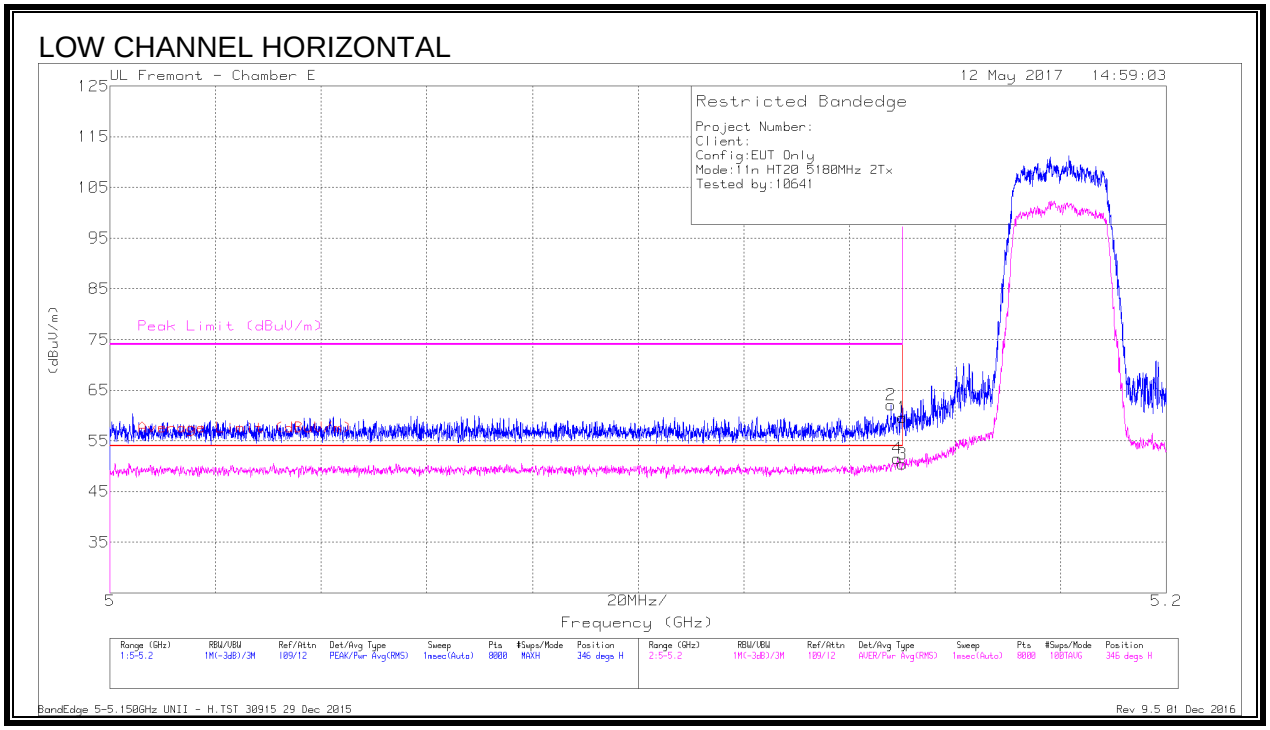

Marker	Frequency (GHz)	Meter Reading (dBuV)	Det	AF T136 (dB/m)	Amp/Cbl/Fltr/Pad (dB)	Corrected Reading (dBuV/m)	Average Limit (dBuV/m)	Margin (dB)	Peak Limit (dBuV/m)	PK Margin (dB)	Azimuth (Degs)	Height (cm)	Polarity
1	* 5.15	43.13	Pk	35.3	-18.8	59.63	-	-	74	-14.37	346	106	H
2	* 5.148	45.54	Pk	35.3	-18.8	62.04	-	-	74	-11.96	346	106	H
3	* 5.15	33.94	RMS	35.3	-18.8	50.44	54	-3.56	-	-	346	106	H
4	* 5.149	35	RMS	35.3	-18.8	51.5	54	-2.5	-	-	346	106	H

* - indicates frequency in CFR47 Pt 15 / IC RSS-Restricted Band
Pk - Peak detector
RMS - RMS detection
BandEdge 5-5.150GHz UNII - H.TST 30915 29 Dec 2015
Rev 9.5 01 Dec 2016

This report shall not be reproduced except in full, without the written approval of UL Verification Services Inc.

LOW CHANNEL VERTICAL

Marker	Frequency (GHz)	Meter Reading (dBuV)	Det	AF T136 (dB/m)	Amp/Cbl/Flt r/Pad (dB)	DC Corr (dB)	Corrected Reading (dBuV/m)	Average Limit (dBuV/m)	Margin (dB)	Peak Limit (dBuV/m)	PK Margin (dB)	Azimuth (Degs)	Height (cm)	Polarity
1	* 5.15	38.49	Pk	35.3	-18.8	0	54.99	-	-	74	-19.01	100	211	V
2	* 5.126	43.46	Pk	35.3	-18.7	0	60.06	-	-	74	-13.94	100	211	V
3	* 5.15	32.23	RMS	35.3	-18.8	.1	48.83	54	-5.17	-	-	100	211	V
4	* 5.12	33.81	RMS	35.2	-18.7	.1	50.41	54	-3.59	-	-	100	211	V

* - indicates frequency in CFR47 Pt 15 / IC RSS-Restricted Band

Pk - Peak detector

RMS - RMS detection

BandEdge 5-5.150GHz UNII - V.TST 30915 29 Dec 2015
Rev 9.5 01 Dec 2016

This report shall not be reproduced except in full, without the written approval of UL Verification Services Inc.

HARMONICS AND SPURIOUS EMISSIONS

LOW CHANNEL HORIZONTAL

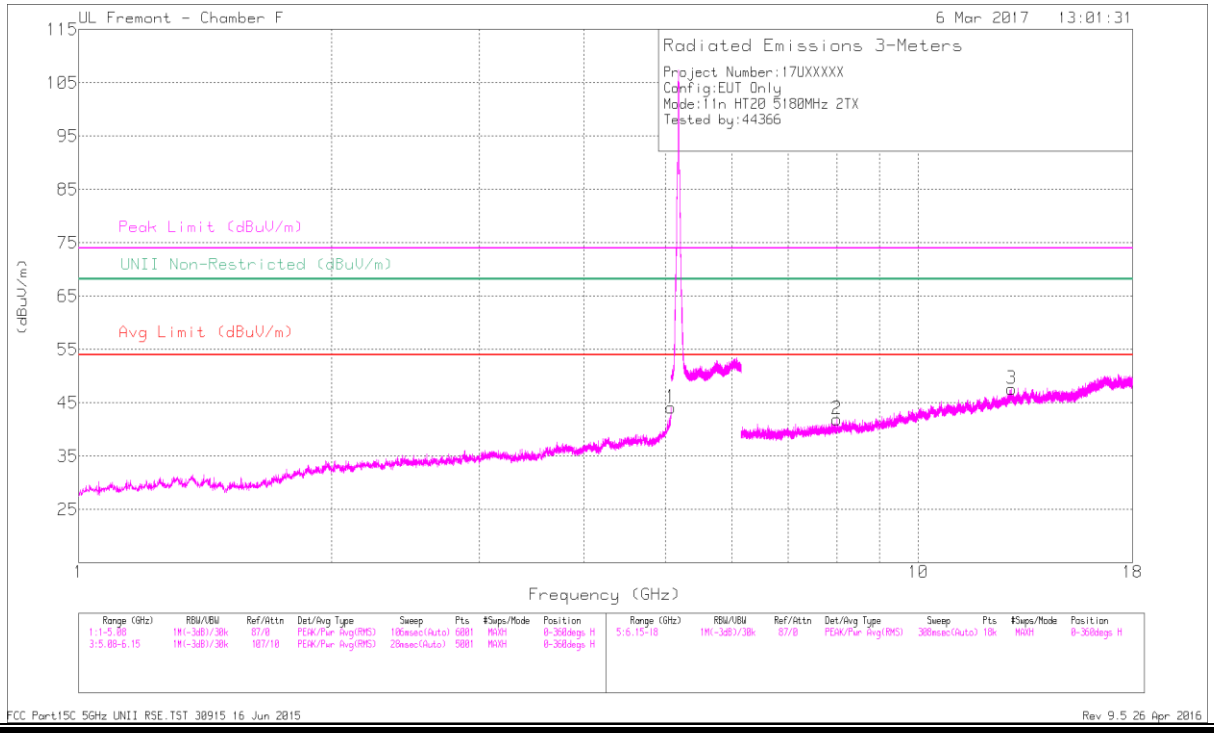

LOW CHANNEL VERTICAL

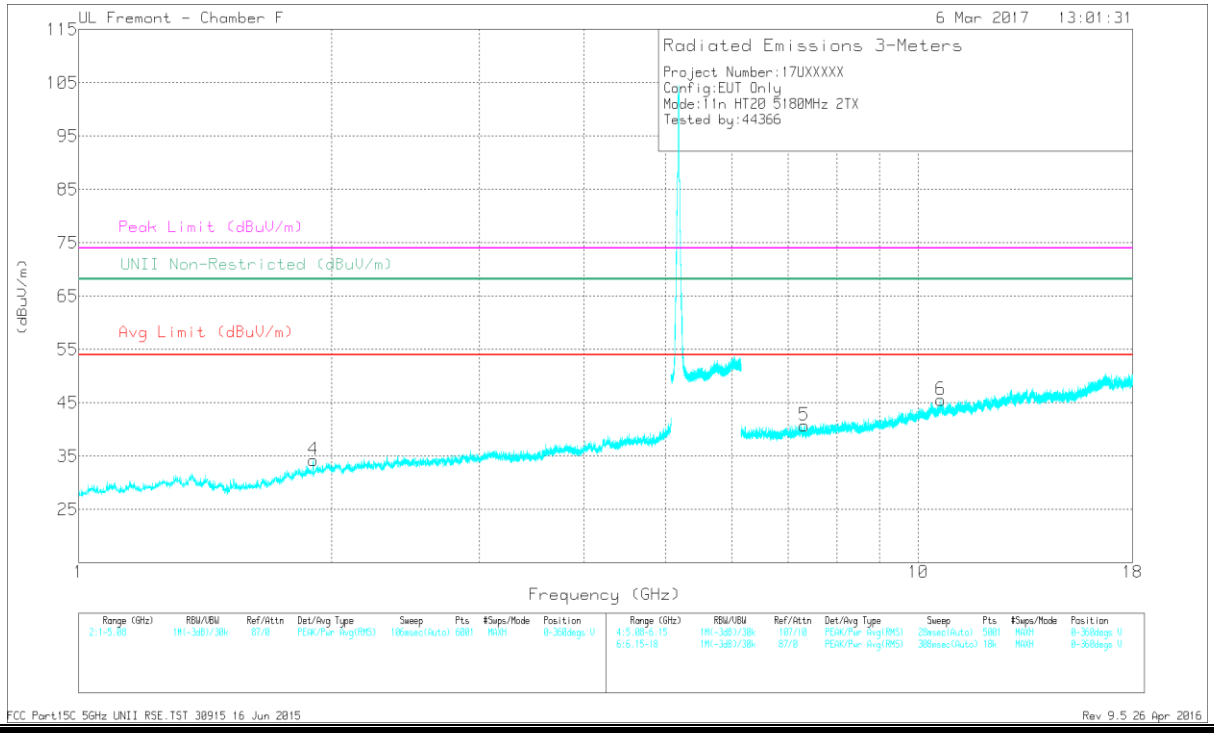

This report shall not be reproduced except in full, without the written approval of UL Verification Services Inc.

DATA

Marker	Frequency (GHz)	Meter Reading (dBuV)	Det	AF T344 (dB/m)	Amp/Cbl/Fltr/Pad (dB)	Corrected Reading (dBuV/m)	Avg Limit (dBuV/m)	Margin (dB)	Peak Limit (dBuV/m)	PK Margin (dB)	UNII Non-Restricted (dBuV/m)	PK Margin (dB)	Azimuth (Degs)	Height (cm)	Polarity
1	* 5.075	38.44	PK-U	34.1	-26	46.54	-	-	74	-27.46	-	-	152	319	H
	* 5.076	27.68	ADR	34.1	-25.9	35.88	54	-18.12	-	-	-	-	152	319	H
4	1.901	39.58	PK-U	30.9	-31.2	39.28	-	-	-	-	68.2	-28.92	86	246	V
2	7.998	36.77	PK-U	35.8	-24.9	47.67	-	-	-	-	68.2	-20.53	248	260	H
3	12.916	35.51	PK-U	39.3	-21.5	53.31	-	-	-	-	68.2	-14.89	263	377	H
5	* 7.324	36.04	PK-U	35.6	-25.1	46.54	-	-	74	-27.46	-	-	52	161	V
	* 7.323	25.72	ADR	35.6	-25.1	36.22	54	-17.78	-	-	-	-	52	161	V
6	* 10.645	34.39	PK-U	37.6	-21.2	50.79	-	-	74	-23.21	-	-	17	313	V
	* 10.646	24.32	ADR	37.6	-21.2	40.72	54	-13.28	-	-	-	-	17	313	V

* - indicates frequency in CFR47 Pt 15 / IC RSS-Restricted Band
PK-U - U-NII: Maximum Peak
ADR - U-NII AD primary method, RMS average
FCC Part15C 5GHz UNII RSE.TST 30915 16 Jun 2015
Rev 9.5 26 Apr 2016

This report shall not be reproduced except in full, without the written approval of UL Verification Services Inc.

MID CHANNEL HORIZONTAL

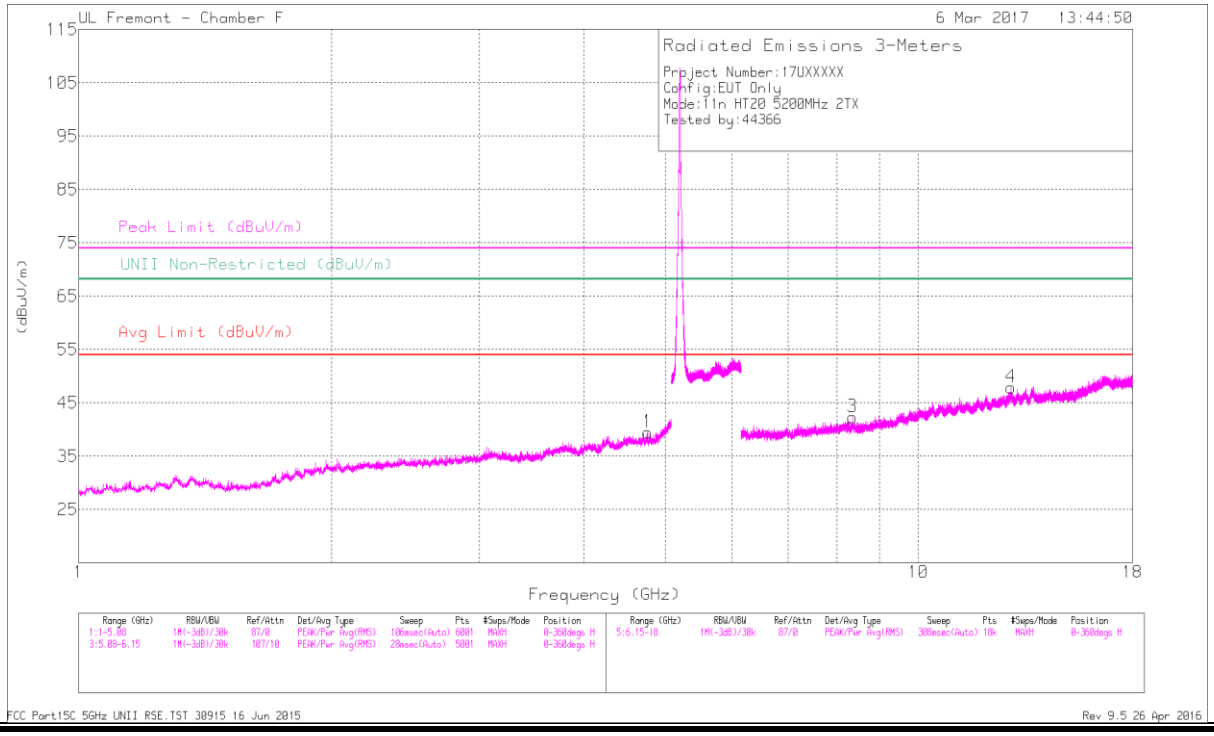

MID CHANNEL VERTICAL

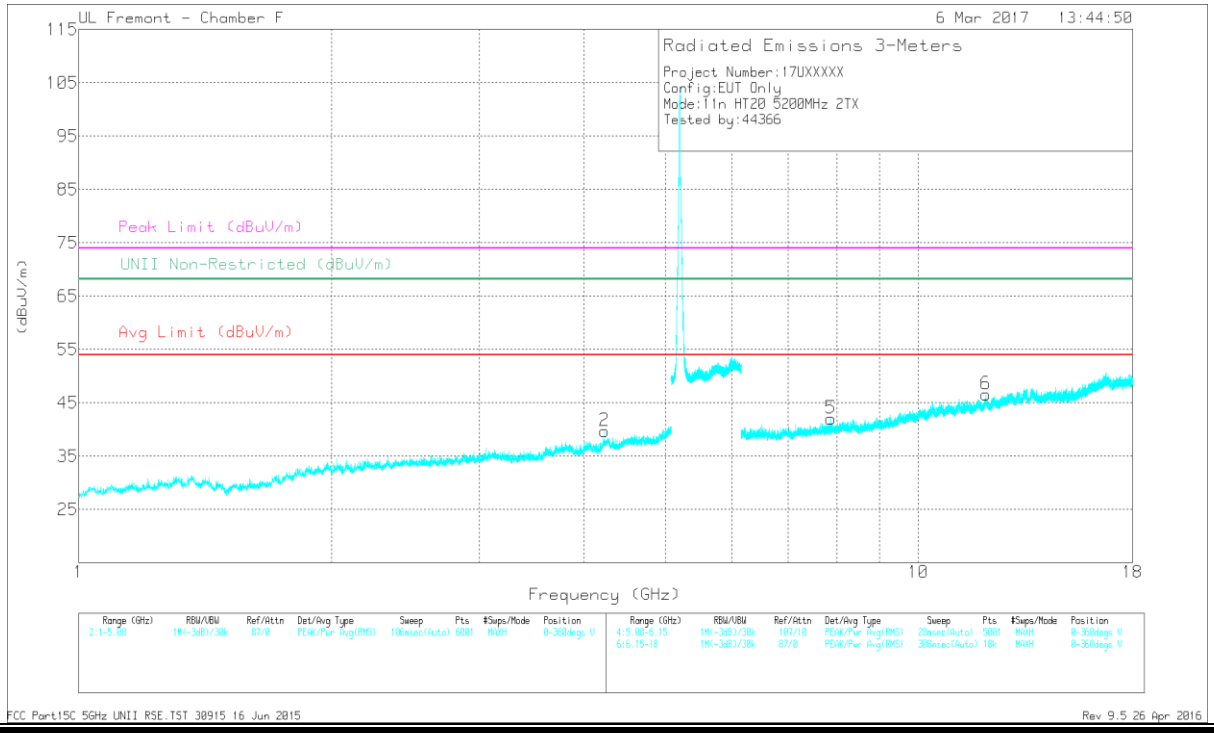

UL VERIFICATION SERVICES INC. FORM NO: CCSUP4701J
47173 BENICIA STREET, FREMONT, CA 94538, USA TEL: (510) 771-1000 FAX: (510) 661-0888
This report shall not be reproduced except in full, without the written approval of UL Verification Services Inc.

DATA

Marker	Frequency (GHz)	Meter Reading (dBuV)	Det	AF T344 (dB/m)	Amp/Cbl/Fltr/Pad (dB)	Corrected Reading (dBuV/m)	Avg Limit (dBuV/m)	Margin (dB)	Peak Limit (dBuV/m)	PK Margin (dB)	UNII Non-Restricted (dBuV/m)	PK Margin (dB)	Azimuth (Degs)	Height (cm)	Polarity
1	* 4.761	38.34	PK-U	34.1	-27.5	44.94	-	-	74	-29.06	-	-	337	134	H
	* 4.761	27.83	ADR	34.1	-27.5	34.43	54	-19.57	-	-	-	-	337	134	H
2	* 4.23	37.42	PK-U	33.7	-27.1	44.02	-	-	74	-29.98	-	-	15	327	V
	* 4.228	27.1	ADR	33.7	-27.1	33.7	54	-20.3	-	-	-	-	15	327	V
3	* 8.354	35.96	PK-U	35.7	-24	47.66	-	-	74	-26.34	-	-	299	236	H
	* 8.356	25.72	ADR	35.7	-24	37.42	54	-16.58	-	-	-	-	299	236	H
4	12.899	36.21	PK-U	39.3	-21.5	54.01	-	-	-	-	68.2	-14.19	12	362	H
5	7.871	36.65	PK-U	35.8	-24.8	47.65	-	-	-	-	68.2	-20.55	110	283	V
6	* 12.036	34.89	PK-U	38.8	-21.6	52.09	-	-	74	-21.91	-	-	351	149	V
	* 12.037	24.53	ADR	38.8	-21.6	41.73	54	-12.27	-	-	-	-	351	149	V

* - indicates frequency in CFR47 Pt 15 / IC RSS-Restricted Band
PK-U - U-NII: Maximum Peak
ADR - U-NII AD primary method, RMS average
FCC Part15C 5GHz UNII RSE.TST 30915 16 Jun 2015
Rev 9.5 26 Apr 2016

UL VERIFICATION SERVICES INC. FORM NO: CCSUP4701J
47173 BENICIA STREET, FREMONT, CA 94538, USA TEL: (510) 771-1000 FAX: (510) 661-0888
This report shall not be reproduced except in full, without the written approval of UL Verification Services Inc.

HIGH CHANNEL HORIZONTAL

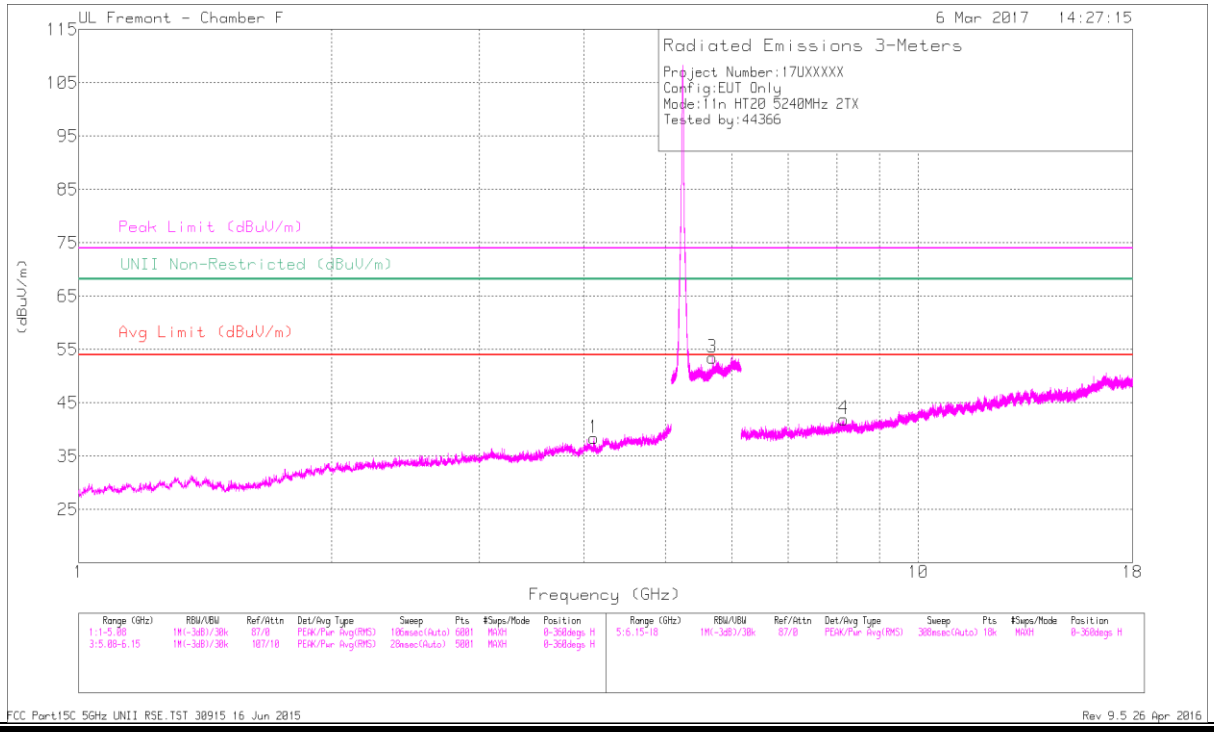

HIGH CHANNEL VERTICAL

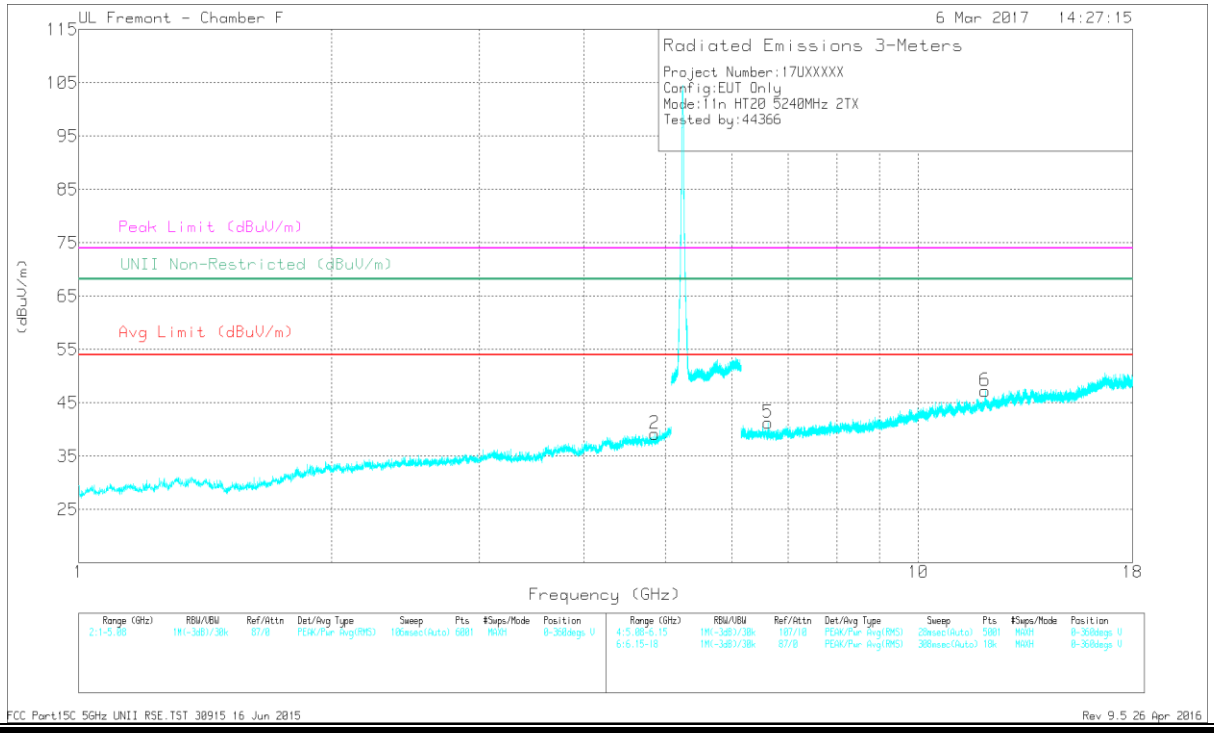

UL VERIFICATION SERVICES INC. FORM NO: CCSUP4701J
47173 BENICIA STREET, FREMONT, CA 94538, USA TEL: (510) 771-1000 FAX: (510) 661-0888
This report shall not be reproduced except in full, without the written approval of UL Verification Services Inc.

DATA

Marker	Frequency (GHz)	Meter Reading (dBuV)	Det	AF T344 (dB/m)	Amp/Cbl/Fltr/Pad (dB)	Corrected Reading (dBuV/m)	Avg Limit (dBuV/m)	Margin (dB)	Peak Limit (dBuV/m)	PK Margin (dB)	UNII Non-Restricted (dBuV/m)	PK Margin (dB)	Azimuth (Degs)	Height (cm)	Polarity
1	* 4.114	38.32	PK-U	33.6	-28.5	43.42	-	-	74	-30.58	-	-	343	201	H
	* 4.113	28.03	ADR	33.6	-28.5	33.13	54	-20.87	-	-	-	-	343	201	H
2	* 4.853	38.87	PK-U	34.1	-28	44.97	-	-	74	-29.03	-	-	265	155	V
	* 4.852	28.1	ADR	34.1	-28.1	34.1	54	-19.9	-	-	-	-	265	155	V
3	5.685	42.22	PK-U	34.8	-17.9	59.12	-	-	-	-	68.2	-9.08	74	128	H
4	* 8.156	36.19	PK-U	35.7	-23.9	47.99	-	-	74	-26.01	-	-	281	387	H
	* 8.156	25.08	ADR	35.7	-23.9	36.88	54	-17.12	-	-	-	-	281	387	H
5	6.628	37.4	PK-U	35.5	-26	46.9	-	-	-	-	68.2	-21.3	201	194	V
6	* 12.01	35.94	PK-U	38.7	-21.7	52.94	-	-	74	-21.06	-	-	344	203	V
	* 12.01	24.99	ADR	38.8	-21.7	42.09	54	-11.91	-	-	-	-	344	203	V

* - indicates frequency in CFR47 Pt 15 / IC RSS-Restricted Band
PK-U - U-NII: Maximum Peak
ADR - U-NII AD primary method, RMS average
FCC Part15C 5GHz UNII RSE.TST 30915 16 Jun 2015
Rev 9.5 26 Apr 2016

UL VERIFICATION SERVICES INC. FORM NO: CCSUP4701J
47173 BENICIA STREET, FREMONT, CA 94538, USA TEL: (510) 771-1000 FAX: (510) 661-0888
This report shall not be reproduced except in full, without the written approval of UL Verification Services Inc.

9.1.4. 11n HT40 UAT 2 SISO MODE IN THE 5.2GHz BAND

RESTRICTED BANDEDGE (LOW CHANNEL)

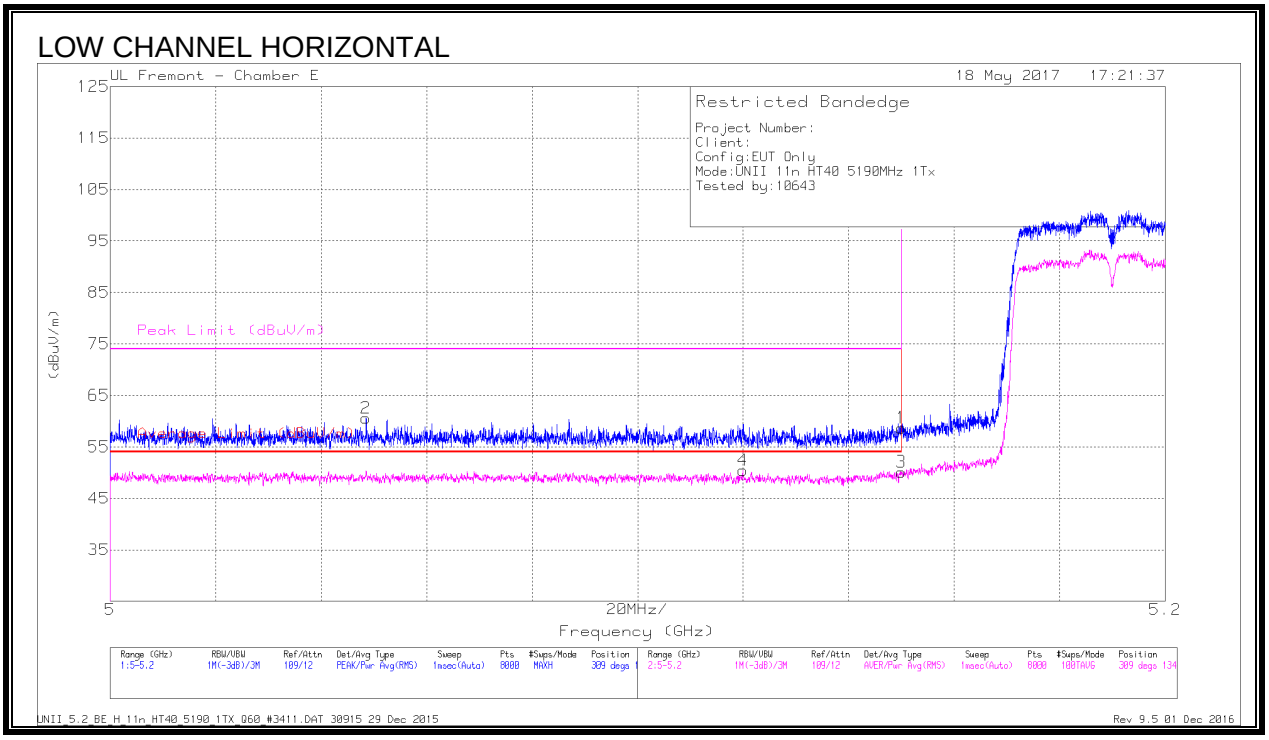

Marker	Frequency (GHz)	Meter Reading (dBuV)	Det	AF T136 (dB/m)	Amp/Cbl/Fltr/Pad (dB)	DC Factor	Corrected Reading (dBuV/m)	Average Limit (dBuV/m)	Margin (dB)	Peak Limit (dBuV/m)	PK Margin (dB)	Azimuth (Degs)	Height (cm)	Polarity
1	* 5.15	42.17	Pk	35.3	-18.8		58.67	-	-	74	-15.33	309	134	H
2	* 5.049	44.08	Pk	35	-18.5		60.58	-	-	74	-13.42	309	134	H
3	* 5.15	33.6	RMS	35.3	-18.8	0.1	50.2	54	-3.8	-	-	309	134	H
4	* 5.12	33.93	RMS	35.2	-18.7	0.1	50.53	54	-3.47	-	-	309	134	H

* - indicates frequency in CFR47 Pt 15 / IC RSS-Restricted Band
Pk - Peak detector
RMS - RMS detection
UNII_5.2_BE_H_11n_HT40_5190_1TX_Q60_#3411.DAT 30915 29 Dec 2015
Rev 9.5 01 Dec 2016

This report shall not be reproduced except in full, without the written approval of UL Verification Services Inc.

LOW CHANNEL VERTICAL

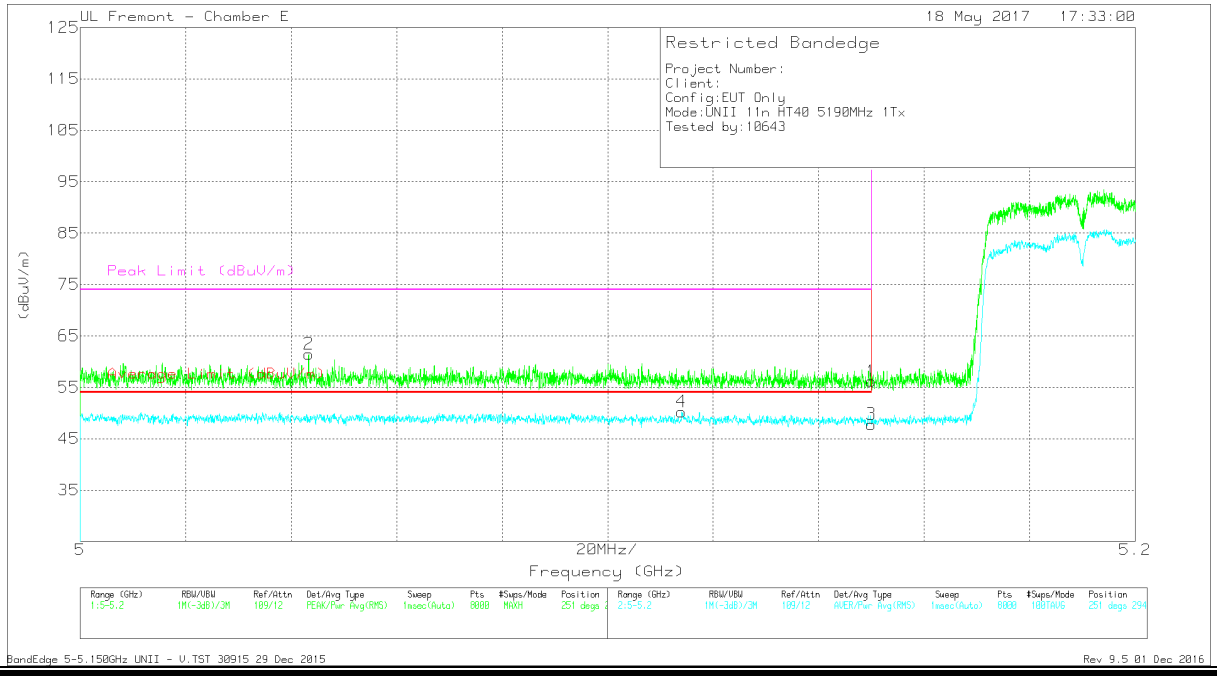

Marker	Frequency (GHz)	Meter Reading (dBuV)	Det	AF T136 (dB/m)	Amp/Cbl/Fltr/Pad (dB)	DC Factor	Corrected Reading (dBuV/m)	Average Limit (dBuV/m)	Margin (dB)	Peak Limit (dBuV/m)	PK Margin (dB)	Azimuth (Degs)	Height (cm)	Polarity
1	* 5.15	39.66	Pk	35.3	-18.8		56.16	-	-	74	-17.84	251	294	V
2	* 5.043	44.98	Pk	35	-18.5		61.48	-	-	74	-12.52	251	294	V
3	* 5.15	31.3	RMS	35.3	-18.8	0.1	47.9	54	-6.1	-	-	251	294	V
4	* 5.114	33.75	RMS	35.2	-18.7	0.1	50.35	54	-3.65	-	-	251	294	V

* - indicates frequency in CFR47 Pt 15 / IC RSS-Restricted Band
Pk - Peak detector
RMS - RMS detection
BandEdge 5-5.150GHz UNII - V.TST 30915 29 Dec 2015
Rev 9.5 01 Dec 2016

This report shall not be reproduced except in full, without the written approval of UL Verification Services Inc.

9.1.5. 11n HT40 LAT 3 SISO MODE IN THE 5.2GHz BAND

RESTRICTED BANDEDGE (LOW CHANNEL)

LOW CHANNEL HORIZONTAL

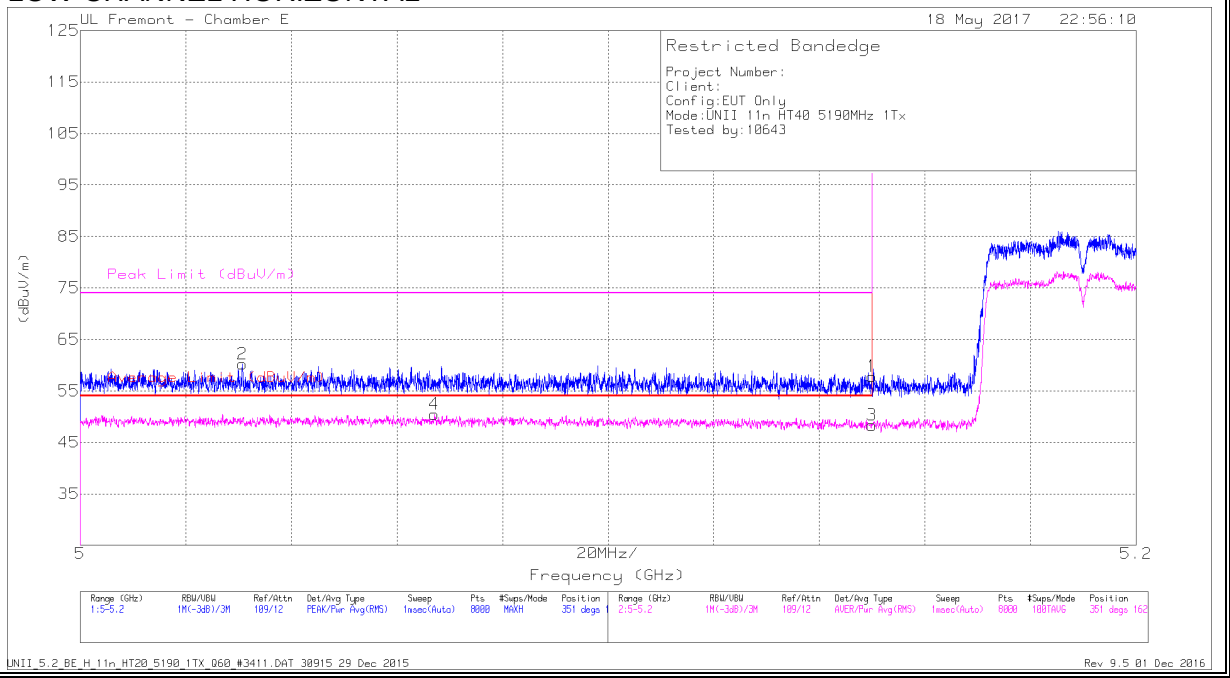

Marker	Frequency (GHz)	Meter Reading (dBuV)	Det	AF T136 (dB/m)	Amp/Cbl/Fltr/Pad (dB)	DC Factor	Corrected Reading (dBuV/m)	Average Limit (dBuV/m)	Margin (dB)	Peak Limit (dBuV/m)	PK Margin (dB)	Azimuth (Degs)	Height (cm)	Polarity
1	* 5.15	41.33	Pk	35.3	-18.8		57.83	-	-	74	-16.17	351	162	H
2	* 5.031	43.7	Pk	35	-18.5		60.2	-	-	74	-13.8	351	162	H
3	* 5.15	31.83	RMS	35.3	-18.8	0.1	48.43	54	-5.57	-	-	351	162	H
4	* 5.067	33.98	RMS	35.1	-18.6	0.1	50.58	54	-3.42	-	-	351	162	H

* - indicates frequency in CFR47 Pt 15 / IC RSS-Restricted Band
Pk - Peak detector
RMS - RMS detection
UNII_5.2_BE_H_11n_HT20_5190_1TX_Q60_#3411.DAT 30915 29 Dec 2015
Rev 9.5 01 Dec 2016

This report shall not be reproduced except in full, without the written approval of UL Verification Services Inc.

LOW CHANNEL VERTICAL

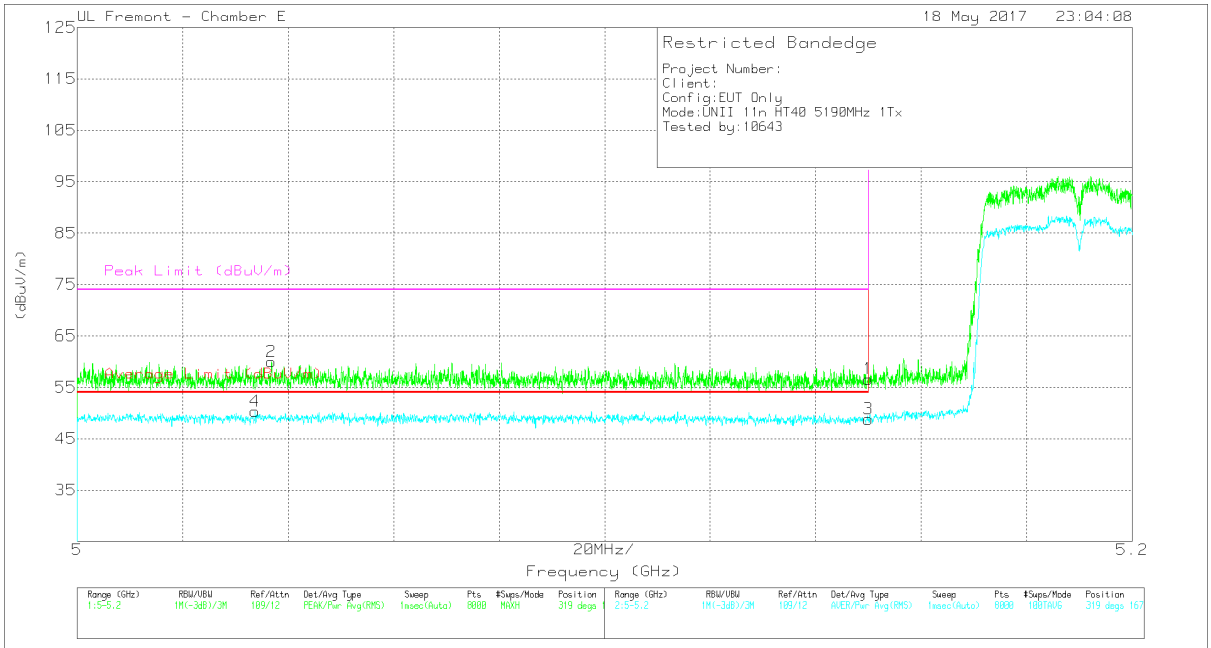

Marker	Frequency (GHz)	Meter Reading (dBuV)	Det	AF T136 (dB/m)	Amp/Cbl/Fltr/Pad (dB)	DC Factor	Corrected Reading (dBuV/m)	Average Limit (dBuV/m)	Margin (dB)	Peak Limit (dBuV/m)	PK Margin (dB)	Azimuth (Degs)	Height (cm)	Polarity
1	* 5.15	40.11	Pk	35.3	-18.8		56.61	-	-	74	-17.39	319	167	V
2	* 5.037	43.36	Pk	35	-18.4		59.96	-	-	74	-14.04	319	167	V
3	* 5.15	32.31	RMS	35.3	-18.8	0.1	48.91	54	-5.09	-	-	319	167	V
4	* 5.034	33.72	RMS	35	-18.4	0.1	50.42	54	-3.58	-	-	319	167	V

* - indicates frequency in CFR47 Pt 15 / IC RSS-Restricted Band
Pk - Peak detector
RMS - RMS detection
UNII_5.2_BE_V_11n_HT20_5190_1TX_Q60_#3411.DAT 30915 29 Dec 2015
Rev 9.5 01 Dec 2016

This report shall not be reproduced except in full, without the written approval of UL Verification Services Inc.

9.1.6. 11n HT40 2TX CDD MIMO MODE IN THE 5.2GHz BAND

RESTRICTED BANDEDGE (LOW CHANNEL)

LOW CHANNEL HORIZONTAL

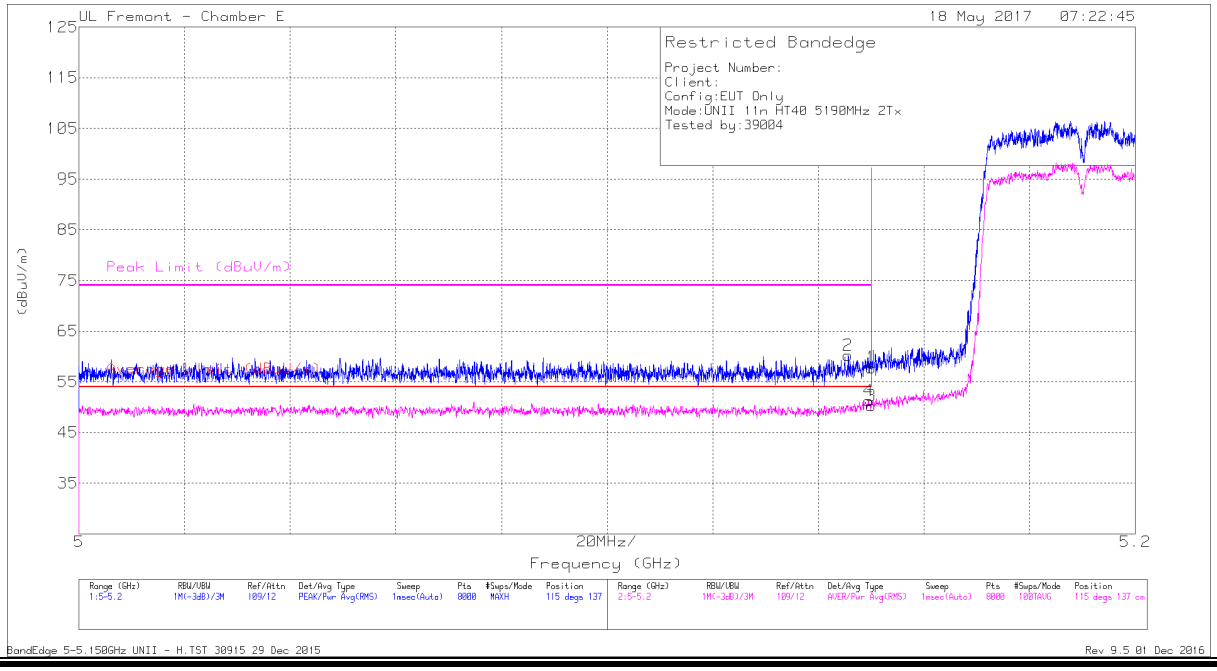

Marker	Frequency (GHz)	Meter Reading (dBuV)	Det	AF T136 (dB/m)	Amp/ Cbl/Flt r/Pad (dB)	DC Corr (dB)	Corrected Reading (dBuV /m)	Average Limit (dBuV /m)	Margin (dB)	Peak Limit (dBuV /m)	PK Margin (dB)	Azimuth (Degs)	Height (cm)	Polarity
1	* 5.15	41.3	Pk	35.3	-18.8	0	57.8	-	-	74	-16.2	115	137	H
2	* 5.146	43.76	Pk	35.3	-18.8	0	60.26	-	-	74	-13.74	115	137	H
3	* 5.15	33.84	RMS	35.3	-18.8	.1	50.44	54	-3.56	-	-	115	137	H
4	* 5.149	34.77	RMS	35.3	-18.8	.1	51.37	54	-2.63	-	-	115	137	H

* - indicates frequency in CFR47 Pt 15 / IC RSS-Restricted Band
Pk - Peak detector
RMS - RMS detection
BandEdge 5-5.150GHz UNII - H.TST 30915 29 Dec 2015
Rev 9.5 01 Dec 2016

This report shall not be reproduced except in full, without the written approval of UL Verification Services Inc.

LOW CHANNEL VERTICAL

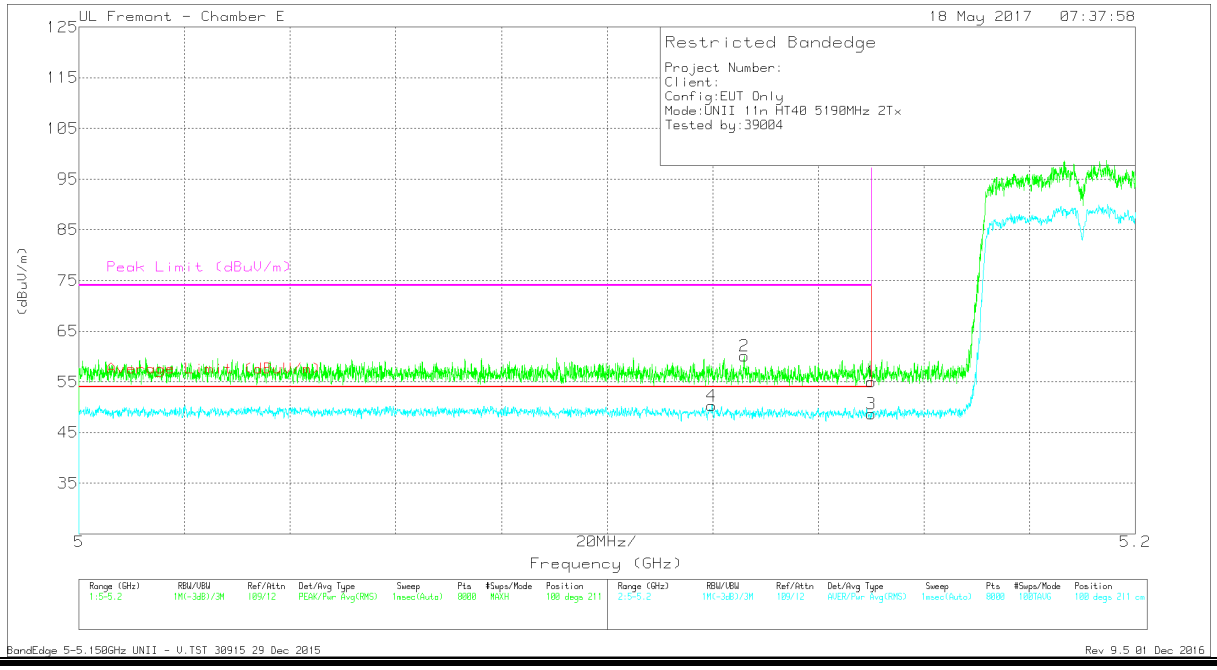

Marker	Frequency (GHz)	Meter Reading (dBuV)	Det	AF T136 (dB/m)	Amp/Cbl/Flt r/Pad (dB)	DC Corr (dB)	Corrected Reading (dBuV/m)	Average Limit (dBuV/m)	Margin (dB)	Peak Limit (dBuV/m)	PK Margin (dB)	Azimuth (Degs)	Height (cm)	Polarity
1	* 5.15	38.49	Pk	35.3	-18.8	0	54.99	-	-	74	-19.01	100	211	V
2	* 5.126	43.46	Pk	35.3	-18.7	0	60.06	-	-	74	-13.94	100	211	V
3	* 5.15	32.23	RMS	35.3	-18.8	.1	48.83	54	-5.17	-	-	100	211	V
4	* 5.12	33.81	RMS	35.2	-18.7	.1	50.41	54	-3.59	-	-	100	211	V

* - indicates frequency in CFR47 Pt 15 / IC RSS-Restricted Band

Pk - Peak detector

RMS - RMS detection

BandEdge 5-5.150GHz UNII - V.TST 30915 29 Dec 2015
Rev 9.5 01 Dec 2016

This report shall not be reproduced except in full, without the written approval of UL Verification Services Inc.

HARMONICS AND SPURIOUS EMISSIONS

LOW CHANNEL HORIZONTAL

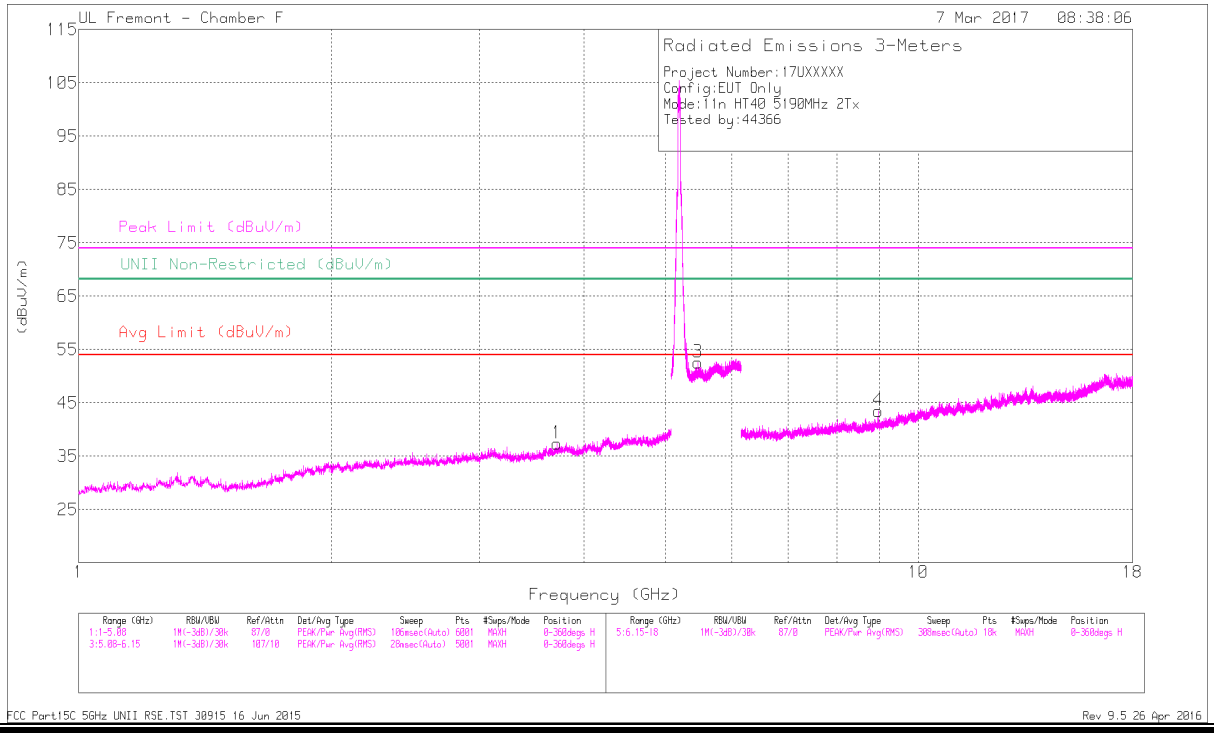

LOW CHANNEL VERTICAL

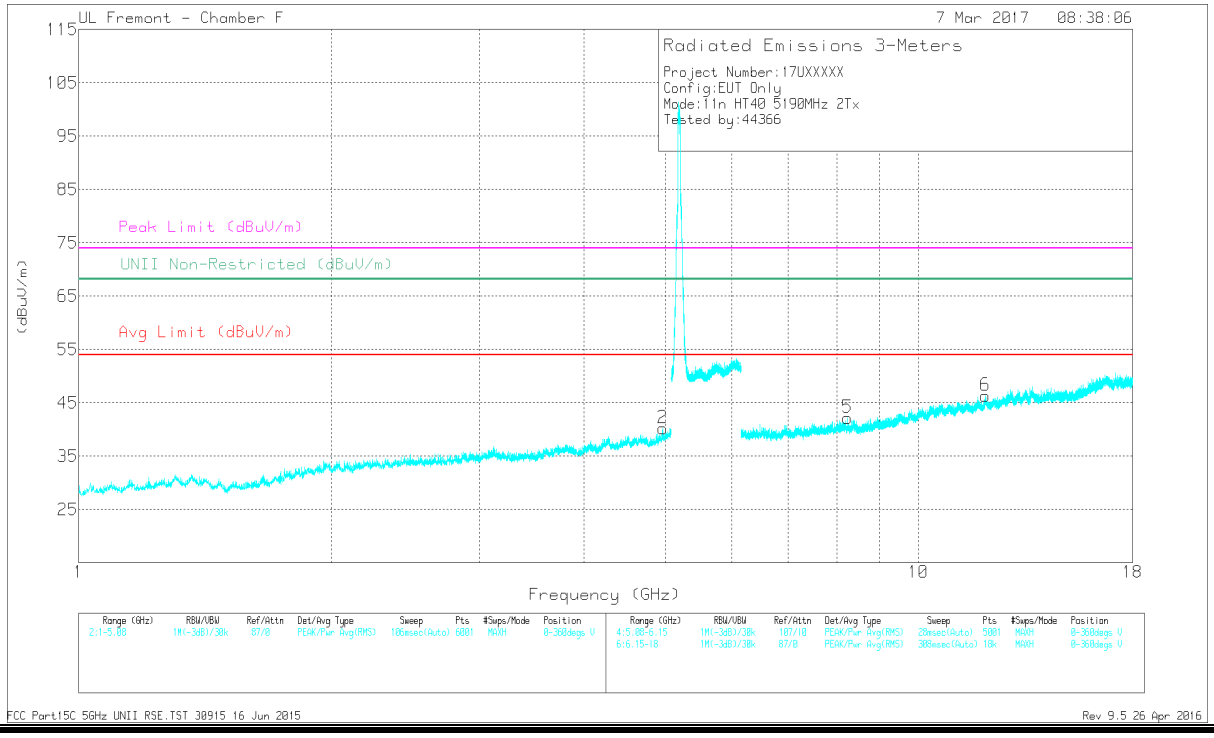

This report shall not be reproduced except in full, without the written approval of UL Verification Services Inc.

DATA

Marker	Frequency (GHz)	Meter Reading (dBuV)	Det	AF T344 (dB/m)	Amp/Cbl/Fltr/Pad (dB)	DC Corr (dB)	Corrected Reading (dBuV/m)	Avg Limit (dBuV/m)	Margin (dB)	Peak Limit (dBuV/m)	PK Margin (dB)	UNII Non-Restricted (dBuV/m)	PK Margin (dB)	Azimuth (Degs)	Height (cm)	Polarity
1	* 3.713	38.71	PK-U	33.4	-28.9	0	43.21	-	-	74	-30.79	-	-	241	133	H
	* 3.712	27.89	ADR	33.4	-28.9	.1	32.49	54	-21.51	-	-	-	-	241	133	H
2	* 4.964	38.61	PK-U	34.2	-26.7	0	46.11	-	-	74	-27.89	-	-	161	274	V
	* 4.962	27.56	ADR	34.2	-26.8	.1	35.06	54	-18.94	-	-	-	-	161	274	V
3	5.47	42.25	PK-U	34.6	-18.7	0	58.15	-	-	-	-	68.2	-10.05	130	345	H
4	8.963	34.37	PK-U	35.9	-22.6	0	47.67	-	-	-	-	68.2	-20.53	24	243	H
5	* 8.24	37.16	PK-U	35.7	-24.3	0	48.56	-	-	74	-25.44	-	-	111	214	V
	* 8.24	25.47	ADR	35.7	-24.3	.1	36.97	54	-17.03	-	-	-	-	111	214	V
6	* 12.02	35.17	PK-U	38.8	-21.6	0	52.37	-	-	74	-21.63	-	-	57	133	V
	* 12.02	24.69	ADR	38.8	-21.6	.1	41.99	54	-12.01	-	-	-	-	57	133	V

* - indicates frequency in CFR47 Pt 15 / IC RSS-Restricted Band
PK-U - U-NII: Maximum Peak
ADR - U-NII AD primary method, RMS average
FCC Part15C 5GHz UNII RSE.TST 30915 16 Jun 2015
Rev 9.5 26 Apr 2016

This report shall not be reproduced except in full, without the written approval of UL Verification Services Inc.

HIGH CHANNEL HORIZONTAL

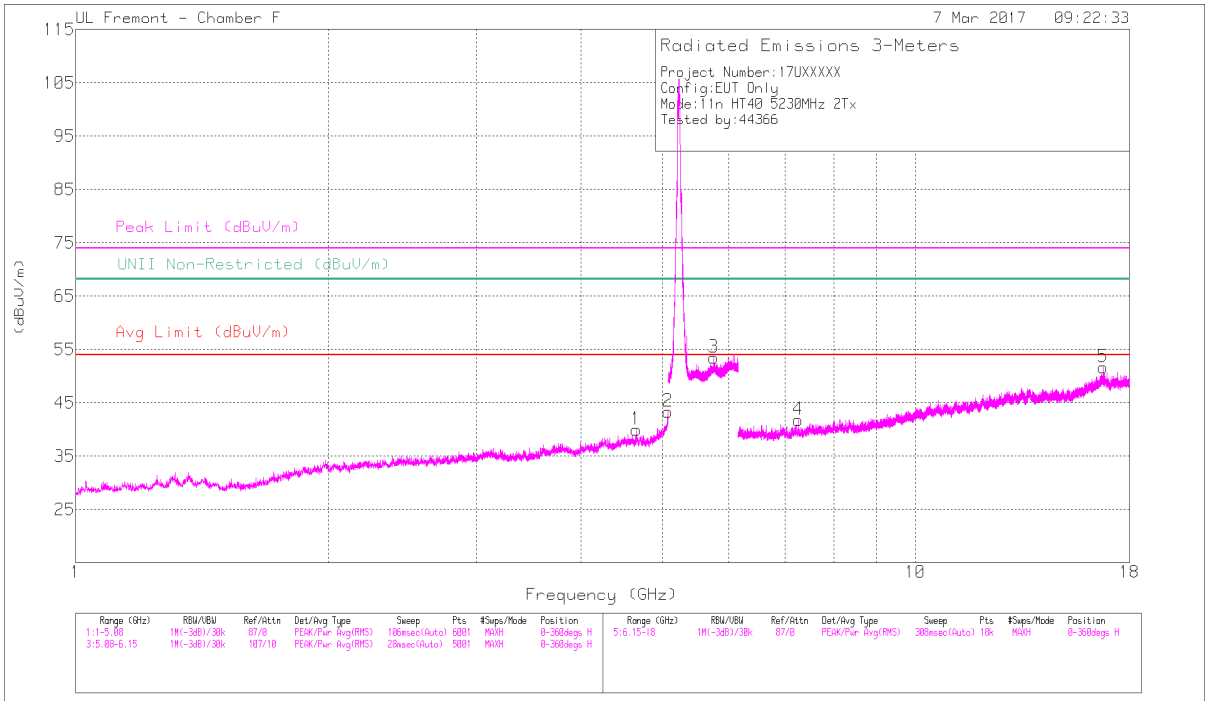

HIGH CHANNEL VERTICAL

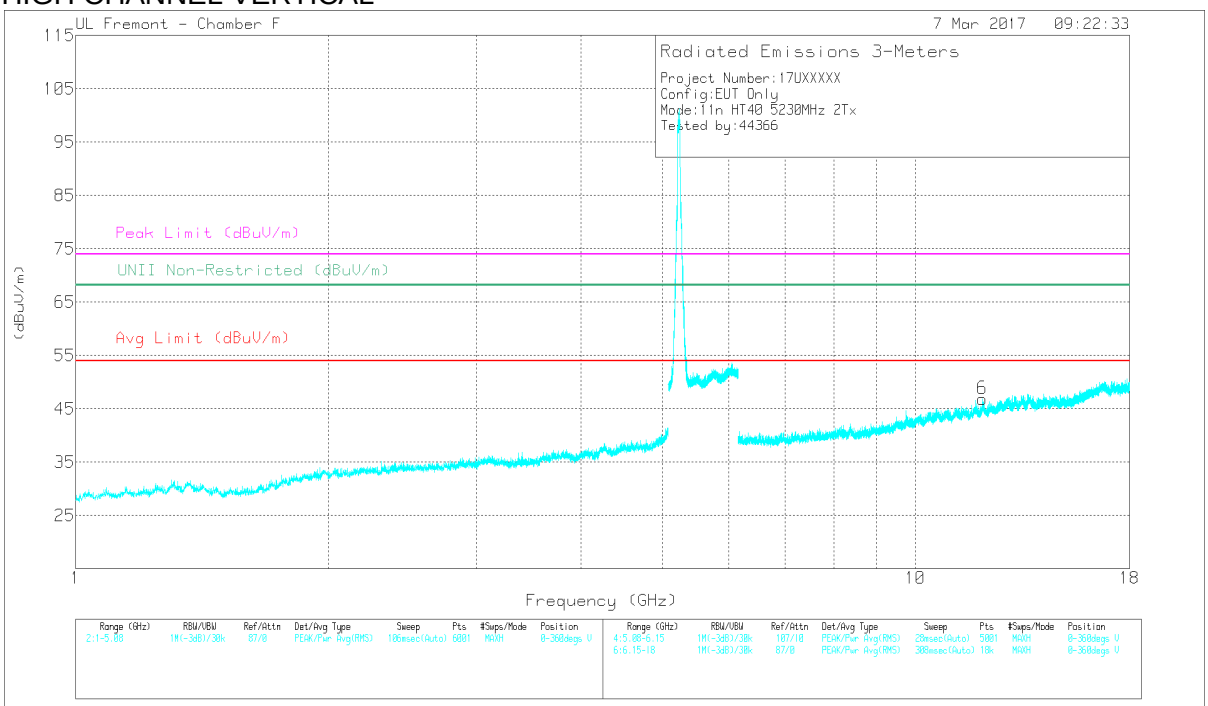

UL VERIFICATION SERVICES INC. FORM NO: CCSUP4701J
47173 BENICIA STREET, FREMONT, CA 94538, USA TEL: (510) 771-1000 FAX: (510) 661-0888
This report shall not be reproduced except in full, without the written approval of UL Verification Services Inc.

DATA

Marker	Frequency (GHz)	Meter Reading (dBuV)	Det	AF T344 (dB/m)	Amp/Cbl/Fltr/Pad (dB)	DC Corr (dB)	Corrected Reading (dBuV/m)	Avg Limit (dBuV/m)	Margin (dB)	Peak Limit (dBuV/m)	PK Margin (dB)	UNII Non-Restricted (dBuV/m)	PK Margin (dB)	Azimuth (Degs)	Height (cm)	Polarity
1	* 4.654	38.24	PK-U	34.1	-27.1	0	45.24	-	-	74	-28.76	-	-	349	336	H
	* 4.654	27.3	ADR	34.1	-27.1	.1	34.4	54	-19.6	-	-	-	-	349	336	H
2	* 5.078	39.55	PK-U	34.1	-25.8	0	47.85	-	-	74	-26.15	-	-	46	133	H
	* 5.078	27.84	ADR	34.1	-25.8	.1	36.24	54	-17.76	-	-	-	-	46	133	H
3	5.751	41.62	PK-U	34.9	-18	0	58.52	-	-	-	-	68.2	-9.68	0	181	H
4	* 7.251	37.53	PK-U	35.6	-25.4	0	47.73	-	-	74	-26.27	-	-	65	142	H
	* 7.251	26.99	ADR	35.6	-25.4	.1	37.29	54	-16.71	-	-	-	-	65	142	H
5	16.742	35.82	PK-U	41.9	-20.7	0	57.02	-	-	-	-	68.2	-11.18	143	228	H
6	* 12.015	35.4	PK-U	38.8	-21.6	0	52.6	-	-	74	-21.4	-	-	200	237	V
	* 12.014	25.56	ADR	38.8	-21.7	.1	42.76	54	-11.24	-	-	-	-	200	237	V

* - indicates frequency in CFR47 Pt 15 / IC RSS-Restricted Band
PK-U - U-NII: Maximum Peak
ADR - U-NII AD primary method, RMS average
FCC Part15C 5GHz UNII RSE.TST 30915 16 Jun 2015
Rev 9.5 26 Apr 2016

UL VERIFICATION SERVICES INC. FORM NO: CCSUP4701J
47173 BENICIA STREET, FREMONT, CA 94538, USA TEL: (510) 771-1000 FAX: (510) 661-0888
This report shall not be reproduced except in full, without the written approval of UL Verification Services Inc.

9.1.7. 11ac HT80 UAT 2 SISO MODE IN THE 5.2GHz BAND

RESTRICTED BANDEDGE (LOW CHANNEL)

LOW CHANNEL HORIZONTAL

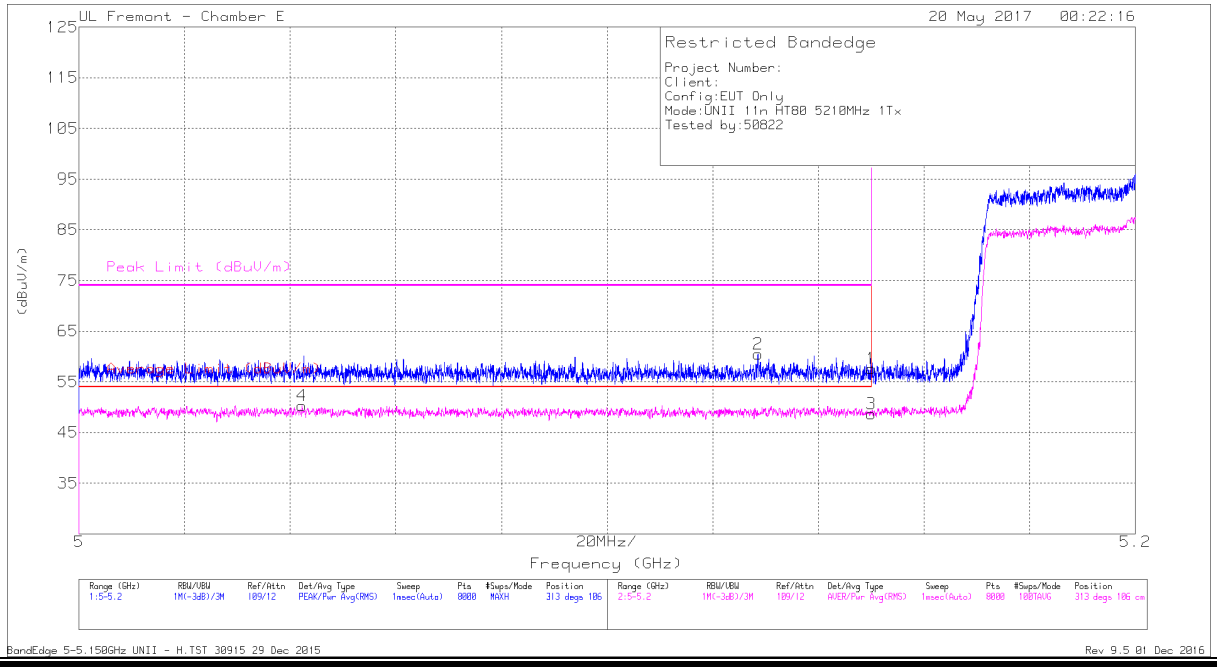

Marker	Frequency (GHz)	Meter Reading (dBuV)	Det	AF T136 (dB/m)	Amp/Cbl/Fltr/Pad (dB)	DC Factor	Corrected Reading (dBuV/m)	Average Limit (dBuV/m)	Margin (dB)	Peak Limit (dBuV/m)	PK Margin (dB)	Azimuth (Degs)	Height (cm)	Polarity
1	* 5.15	41.14	Pk	35.3	-18.8		57.64	-	-	74	-16.36	313	106	H
2	* 5.129	43.88	Pk	35.3	-18.7		60.48	-	-	74	-13.52	313	106	H
3	* 5.15	32.16	RMS	35.3	-18.8	0.2	48.86	54	-5.14	-	-	313	106	H
4	* 5.042	33.84	RMS	35	-18.5	0.2	50.54	54	-3.46	-	-	313	106	H

* - indicates frequency in CFR47 Pt 15 / IC RSS-Restricted Band
Pk - Peak detector
RMS - RMS detection
BandEdge 5-5.150GHz UNII - H.TST 30915 29 Dec 2015
Rev 9.5 01 Dec 2016

This report shall not be reproduced except in full, without the written approval of UL Verification Services Inc.

LOW CHANNEL VERTICAL

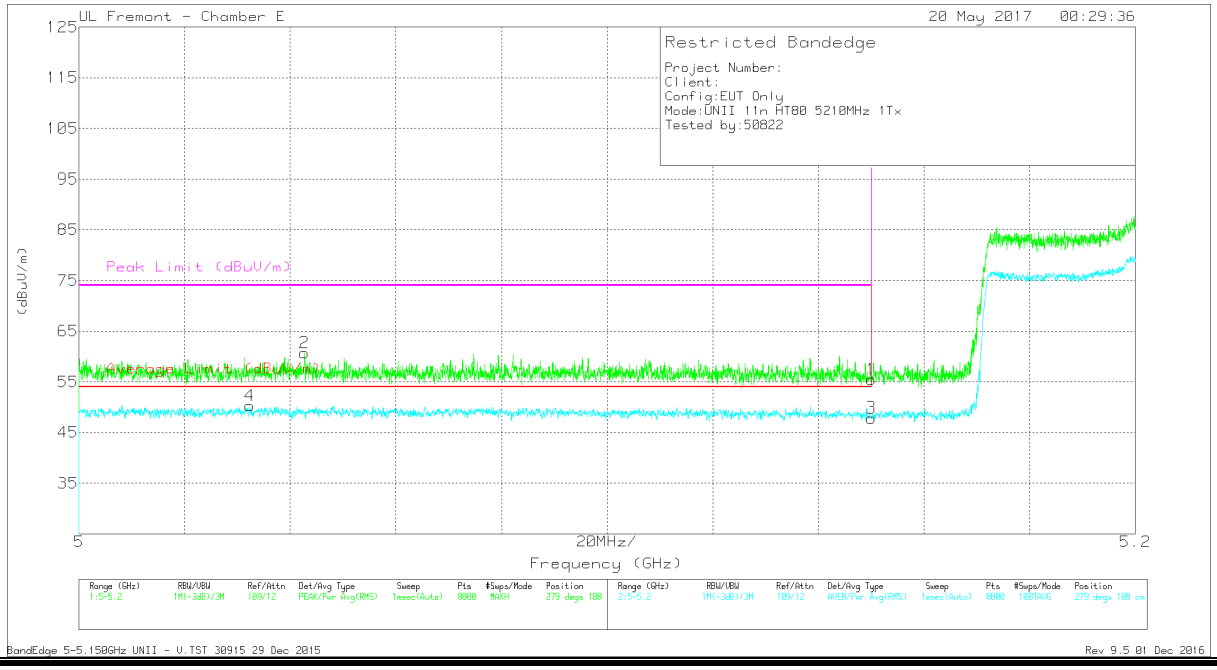

Marker	Frequency (GHz)	Meter Reading (dBuV)	Det	AF T136 (dB/m)	Amp/Cbl/Fltr/Pad (dB)	DC Factor	Corrected Reading (dBuV/m)	Average Limit (dBuV/m)	Margin (dB)	Peak Limit (dBuV/m)	PK Margin (dB)	Azimuth (Degs)	Height (cm)	Polarity
1	* 5.15	38.99	Pk	35.3	-18.8		55.49	-	-	74	-18.51	279	108	V
2	* 5.043	44.17	Pk	35	-18.5		60.67	-	-	74	-13.33	279	108	V
3	* 5.15	31.37	RMS	35.3	-18.8	0.2	47.87	54	-6.13	-	-	279	108	V
4	* 5.032	33.66	RMS	35	-18.4	0.2	50.26	54	-3.74	-	-	279	108	V

* - indicates frequency in CFR47 Pt 15 / IC RSS-Restricted Band

Pk - Peak detector

RMS - RMS detection

BandEdge 5-5.150GHz UNII - V.TST 30915 29 Dec 2015
Rev 9.5 01 Dec 2016

UL VERIFICATION SERVICES INC. FORM NO: CCSUP4701J
47173 BENICIA STREET, FREMONT, CA 94538, USA TEL: (510) 771-1000 FAX: (510) 661-0888
This report shall not be reproduced except in full, without the written approval of UL Verification Services Inc.

9.1.8. 11ac HT80 LAT 3 SISO MODE IN THE 5.2GHz BAND

RESTRICTED BANDEDGE (LOW CHANNEL)

LOW CHANNEL HORIZONTAL

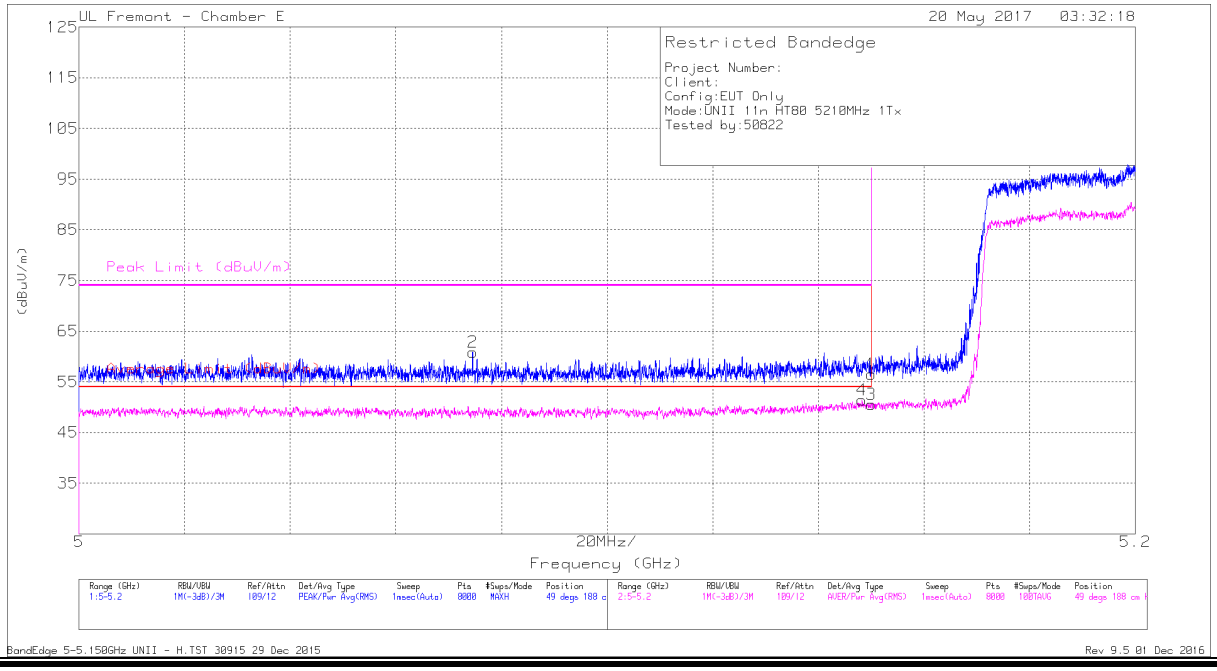

Marker	Frequency (GHz)	Meter Reading (dBuV)	Det	AF T136 (dB/m)	Amp/Cbl/Fltr/Pad (dB)	DC Factor	Corrected Reading (dBuV/m)	Average Limit (dBuV/m)	Margin (dB)	Peak Limit (dBuV/m)	PK Margin (dB)	Azimuth (Degs)	Height (cm)	Polarity
1	* 5.15	39.96	Pk	35.3	-18.8		56.46	-	-	74	-17.54	49	188	H
2	* 5.075	44.21	Pk	35.1	-18.5		60.81	-	-	74	-13.19	49	188	H
3	* 5.15	33.99	RMS	35.3	-18.8	0.2	50.69	54	-3.21	-	-	49	188	H
4	* 5.148	34.93	RMS	35.3	-18.8	0.2	51.63	54	-2.37	-	-	49	188	H

* - indicates frequency in CFR47 Pt 15 / IC RSS-Restricted Band
Pk - Peak detector
RMS - RMS detection
BandEdge 5-5.150GHz UNII - H.TST 30915 29 Dec 2015
Rev 9.5 01 Dec 2016

This report shall not be reproduced except in full, without the written approval of UL Verification Services Inc.

LOW CHANNEL VERTICAL

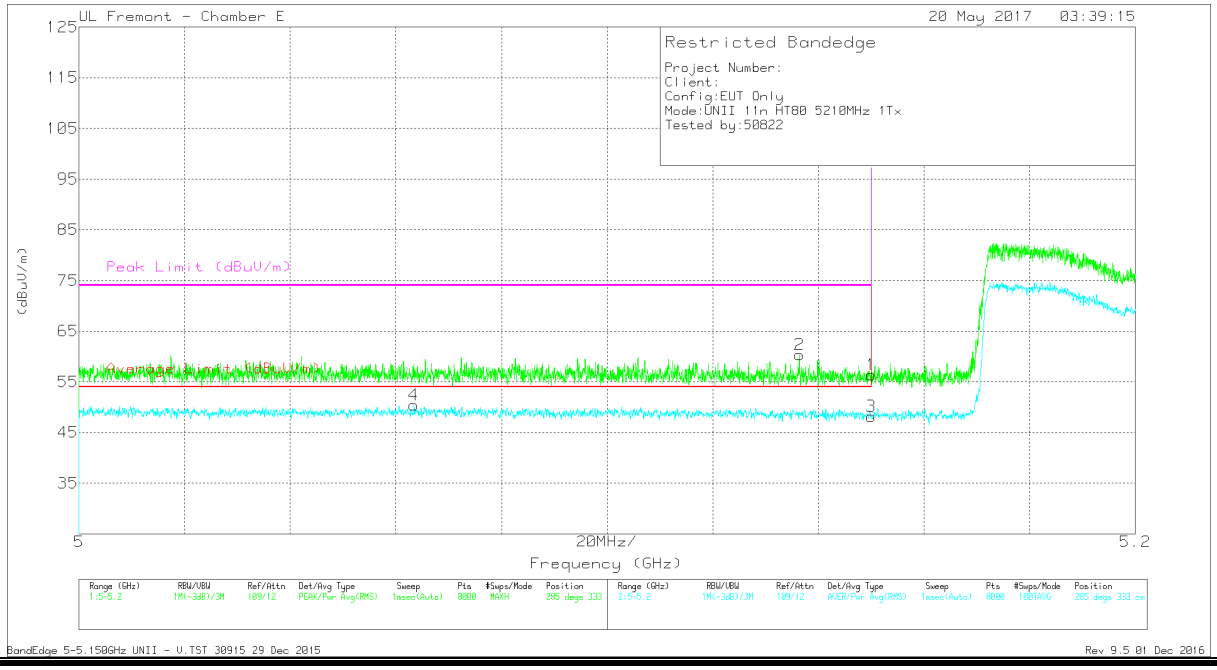

Marker	Frequency (GHz)	Meter Reading (dBuV)	Det	AF T136 (dB/m)	Amp/Cbl/Fltr/Pad (dB)	DC Factor	Corrected Reading (dBuV/m)	Average Limit (dBuV/m)	Margin (dB)	Peak Limit (dBuV/m)	PK Margin (dB)	Azimuth (Degs)	Height (cm)	Polarity
1	* 5.15	39.91	Pk	35.3	-18.8		56.41	-	-	74	-17.59	285	333	V
2	* 5.136	43.8	Pk	35.3	-18.7		60.4	-	-	74	-13.6	285	333	V
3	* 5.15	31.65	RMS	35.3	-18.8	0.2	48.35	54	-5.65	-	-	285	333	V
4	* 5.063	33.89	RMS	35.1	-18.6	0.2	50.59	54	-3.41	-	-	285	333	V

* - indicates frequency in CFR47 Pt 15 / IC RSS-Restricted Band
Pk - Peak detector
RMS - RMS detection
BandEdge 5-5.150GHz UNII - V.TST 30915 29 Dec 2015
Rev 9.5 01 Dec 2016

This report shall not be reproduced except in full, without the written approval of UL Verification Services Inc.

9.1.9. 11ac HT80 2TX CDD MIMO MODE IN THE 5.2GHz BAND

RESTRICTED BANDEDGE (LOW CHANNEL)

LOW CHANNEL HORIZONTAL

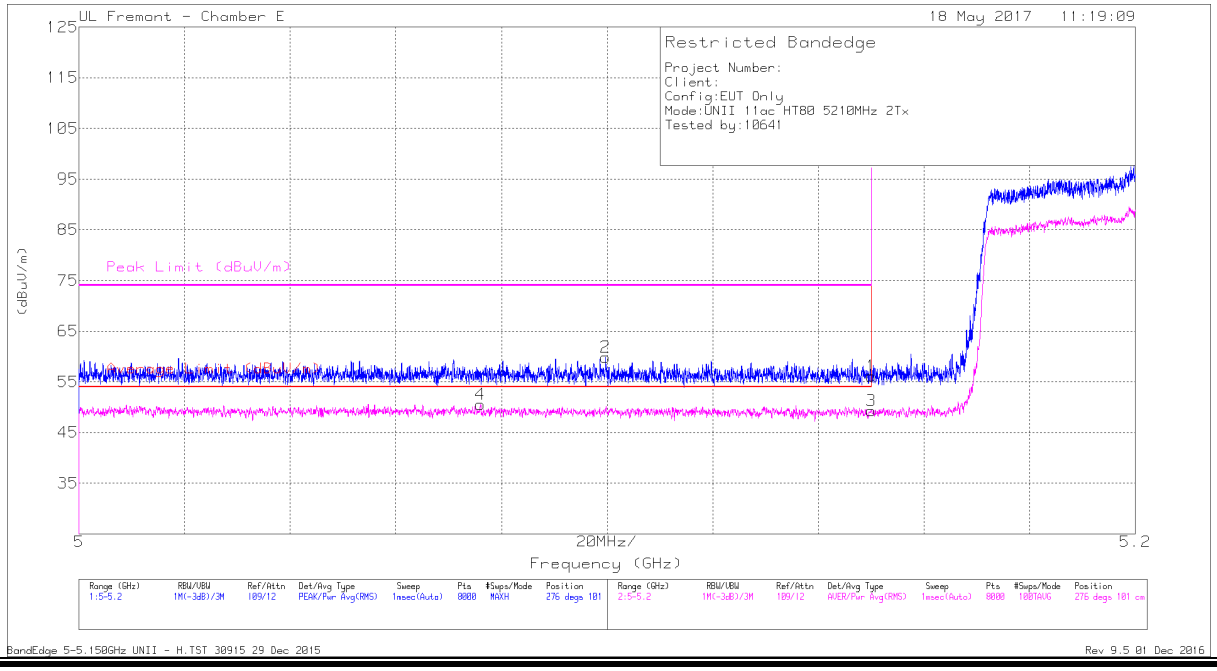

Marker	Frequency (GHz)	Meter Reading (dBuV)	Det	AF T136 (dB/m)	Amp/ Cbl/Flt r/Pad (dB)	DC Corr (dB)	Corrected Reading (dBuV /m)	Average Limit (dBuV /m)	Margin (dB)	Peak Limit (dBuV /m)	PK Margin (dB)	Azimuth (Degs)	Height (cm)	Polarity
1	* 5.15	39.57	Pk	35.3	-18.8	0	56.07	-	-	74	-17.93	276	101	H
2	* 5.1	43.29	Pk	35.2	-18.6	0	59.89	-	-	74	-14.11	276	101	H
3	* 5.15	32.58	RMS	35.3	-18.8	.2	49.28	54	-4.72	-	-	276	101	H
4	* 5.076	33.78	RMS	35.1	-18.5	.2	50.58	54	-3.42	-	-	276	101	H

* - indicates frequency in CFR47 Pt 15 / IC RSS-Restricted Band
Pk - Peak detector
RMS - RMS detection
BandEdge 5-5.150GHz UNII - H.TST 30915 29 Dec 2015
Rev 9.5 01 Dec 2016

This report shall not be reproduced except in full, without the written approval of UL Verification Services Inc.

LOW CHANNEL VERTICAL

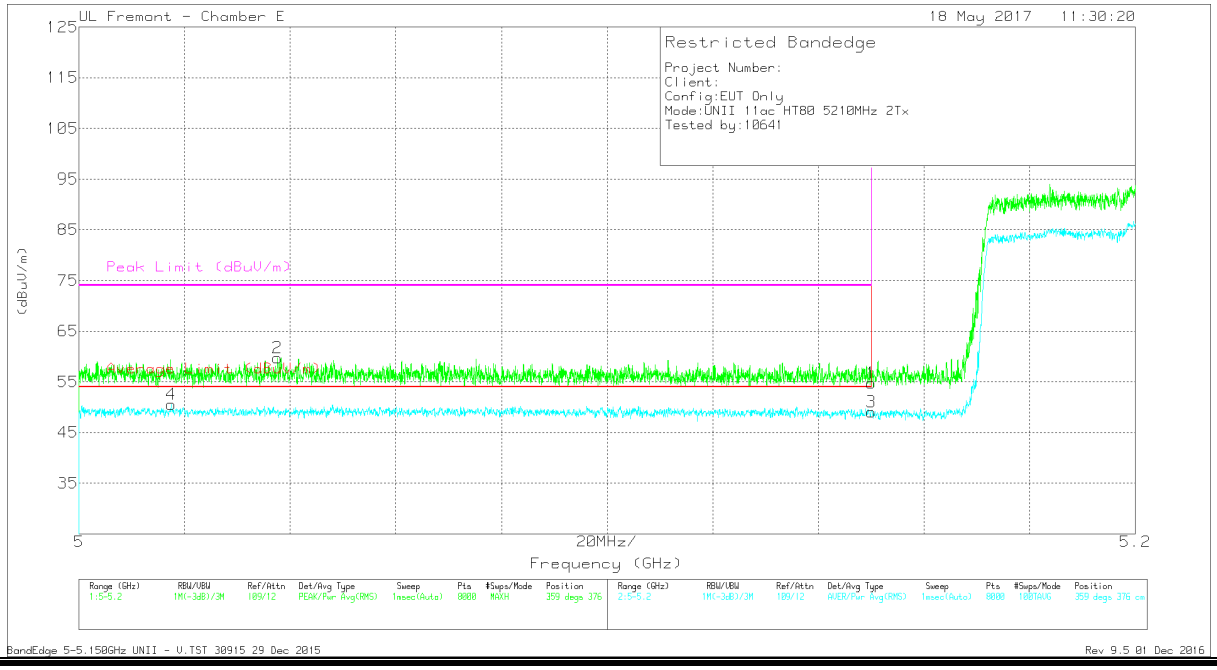

Marker	Frequency (GHz)	Meter Reading (dBuV)	Det	AF T136 (dB/m)	Amp/Cbl/Flt r/Pad (dB)	DC Corr (dB)	Corrected Reading (dBuV/m)	Average Limit (dBuV/m)	Margin (dB)	Peak Limit (dBuV/m)	PK Margin (dB)	Azimuth (Degs)	Height (cm)	Polarity
1	* 5.15	38.21	Pk	35.3	-18.8	0	54.71	-	-	74	-19.29	359	376	V
2	* 5.038	43.17	Pk	35	-18.4	0	59.77	-	-	74	-14.23	359	376	V
3	* 5.15	32.44	RMS	35.3	-18.8	.10	49.05	54	-4.95	-	-	359	376	V
4	* 5.017	33.94	RMS	34.9	-18.4	.10	50.55	54	-3.45	-	-	359	376	V

* - indicates frequency in CFR47 Pt 15 / IC RSS-Restricted Band

Pk - Peak detector

RMS - RMS detection

BandEdge 5-5.150GHz UNII - V.TST 30915 29 Dec 2015

Rev 9.5 01 Dec 2016

This report shall not be reproduced except in full, without the written approval of UL Verification Services Inc.

HARMONICS AND SPURIOUS EMISSIONS

LOW CHANNEL HORIZONTAL

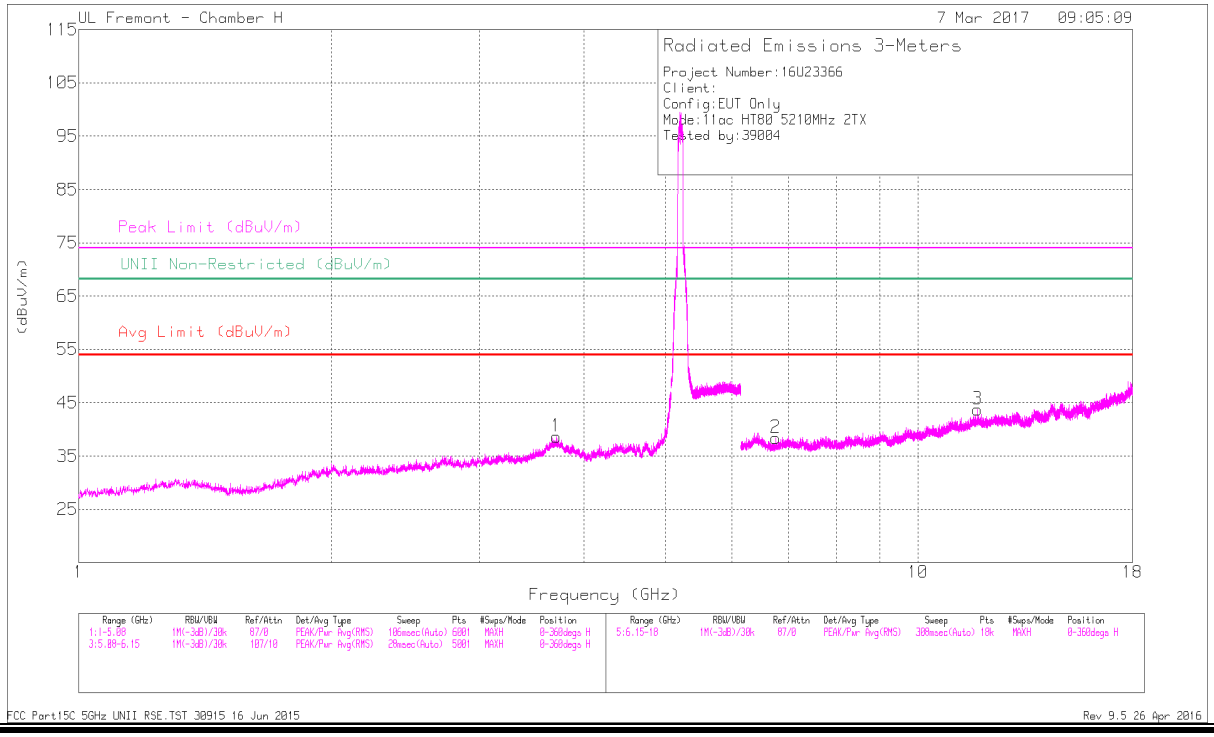

LOW CHANNEL VERTICAL

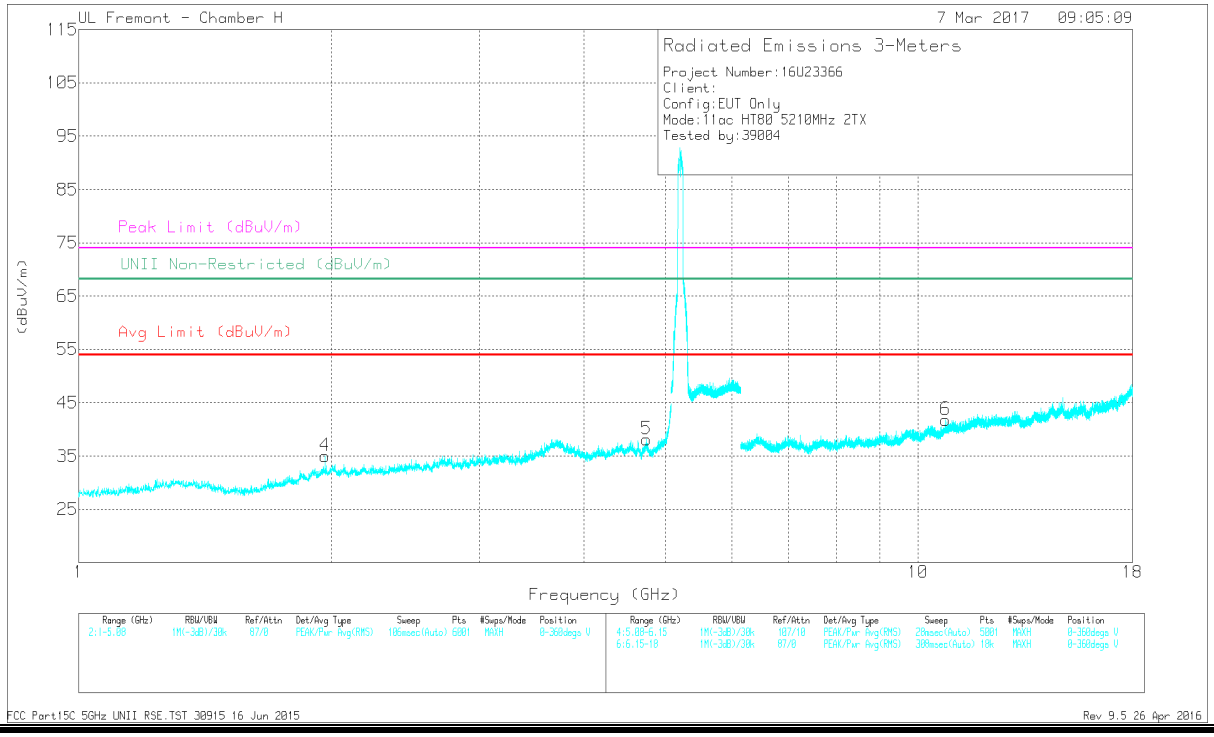

This report shall not be reproduced except in full, without the written approval of UL Verification Services Inc.

DATA

Marker	Frequency (GHz)	Meter Reading (dBuV)	Det	AF T120 (dB/m)	Amp/Cbl/Fltr/Pad (dB)	DC Corr (dB)	Corrected Reading (dBuV/m)	Avg Limit (dBuV/m)	Margin (dB)	Peak Limit (dBuV/m)	PK Margin (dB)	UNII Non-Restricted (dBuV/m)	PK Margin (dB)	Azimuth (Degs)	Height (cm)	Polarity
1	* 3.708	45.92	PK-U	34.8	-36.1	0	44.62	-	-	74	-29.38	-	-	255	137	H
	* 3.711	34.97	ADR	34.8	-36.1	.2	33.86	54	-20.14	-	-	-	-	255	137	H
5	* 4.745	43.59	PK-U	34	-34.2	0	43.39	-	-	74	-30.61	-	-	118	345	V
	* 4.744	32.91	ADR	34	-34.1	.2	33	54	-21	-	-	-	-	118	345	V
3	* 11.779	36.66	PK-U	39.1	-26.5	0	49.26	-	-	74	-24.74	-	-	18	350	H
	* 11.78	25.63	ADR	39.1	-26.5	.2	38.42	54	-15.58	-	-	-	-	18	350	H
6	* 10.775	37.49	PK-U	38.1	-28.4	0	47.19	-	-	74	-26.81	-	-	235	317	V
	* 10.773	26.83	ADR	38.1	-28.4	.2	36.72	54	-17.28	-	-	-	-	235	317	V
4	1.965	46.67	PK-U	31.6	-38	0	40.27	-	-	-	-	68.2	-27.93	11	364	V
2	6.763	39.96	PK-U	35.7	-31.7	0	43.96	-	-	-	-	68.2	-24.24	193	366	H

* - indicates frequency in CFR47 Pt 15 / IC RSS-Restricted Band
PK-U - U-NII: Maximum Peak
ADR - U-NII AD primary method, RMS average
FCC Part15C 5GHz UNII RSE.TST 30915 16 Jun 2015
Rev 9.5 26 Apr 2016

UL VERIFICATION SERVICES INC. FORM NO: CCSUP4701J
47173 BENICIA STREET, FREMONT, CA 94538, USA TEL: (510) 771-1000 FAX: (510) 661-0888
This report shall not be reproduced except in full, without the written approval of UL Verification Services Inc.

9.1.10. 11n HT20 UAT 2 SISO MODE IN THE 5.3GHz BAND

AUTHORIZED BANDEDGE (HIGH CHANNEL)

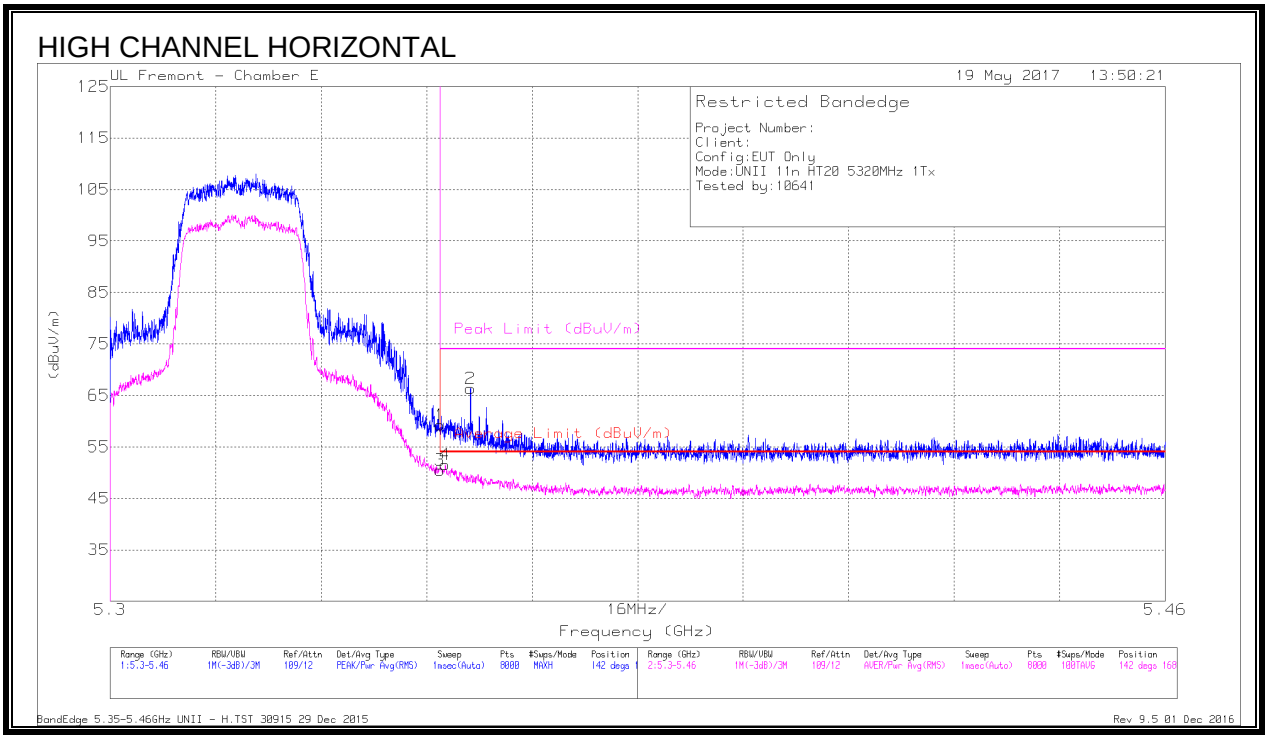

Marker	Frequency (GHz)	Meter Reading (dBuV)	Det	AF T136 (dB/m)	Amp/Cbl/Fltr/Pad (dB)	Corrected Reading (dBuV/m)	Average Limit (dBuV/m)	Margin (dB)	Peak Limit (dBuV/m)	PK Margin (dB)	Azimuth (Degs)	Height (cm)	Polarity
1	* 5.35	43.33	Pk	35.2	-19.3	59.23	-	-	74	-14.77	142	168	H
3	* 5.35	34.57	RMS	35.2	-19.3	50.47	54	-3.53	-	-	142	168	H
4	* 5.351	35.62	RMS	35.2	-19.3	51.52	54	-2.48	-	-	142	168	H
2	* 5.355	50.42	Pk	35.2	-19.3	66.32	-	-	74	-7.68	142	168	H

* - indicates frequency in CFR47 Pt 15 / IC RSS-Restricted Band
Pk - Peak detector
RMS - RMS detection
BandEdge 5.35-5.46GHz UNII - H.TST 30915 29 Dec 2015
Rev 9.5 01 Dec 2016

This report shall not be reproduced except in full, without the written approval of UL Verification Services Inc.

HIGH CHANNEL VERTICAL

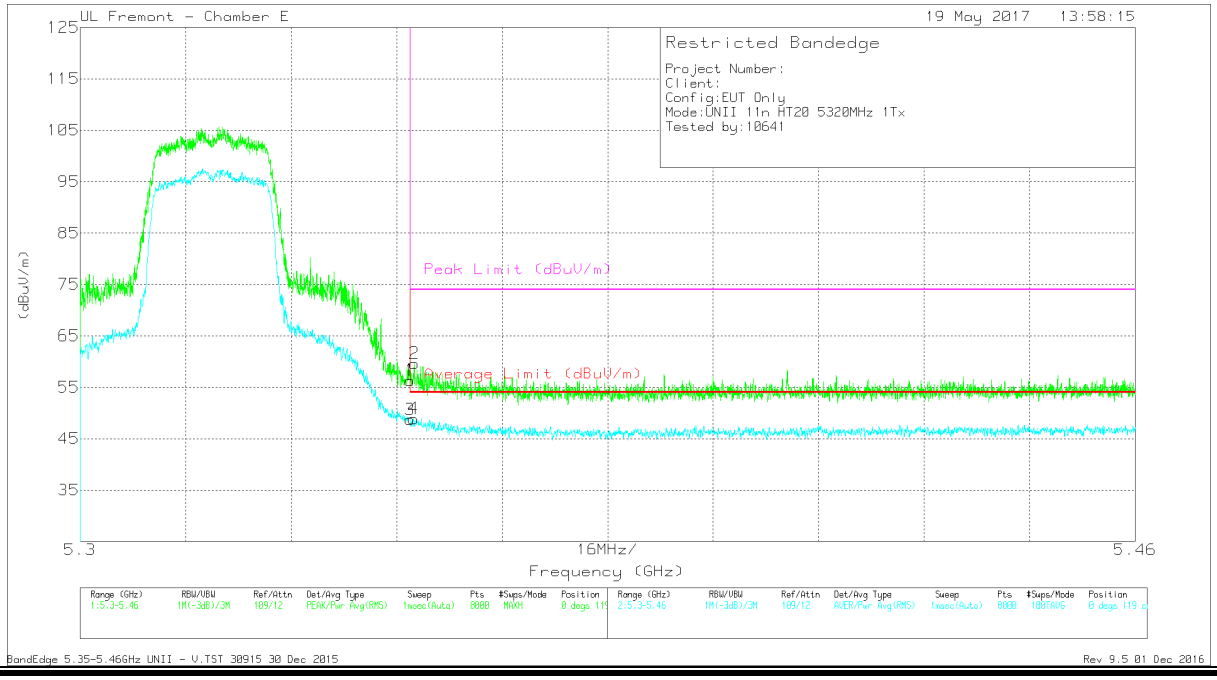

Marker	Frequency (GHz)	Meter Reading (dBuV)	Det	AF T136 (dB/m)	Amp/Cbl/Fltr/Pad (dB)	Corrected Reading (dBuV/m)	Average Limit (dBuV/m)	Margin (dB)	Peak Limit (dBuV/m)	PK Margin (dB)	Azimuth (Degs)	Height (cm)	Polarity
1	* 5.35	40.44	Pk	35.2	-19.3	56.34	-	-	74	-17.66	0	119	V
3	* 5.35	32.83	RMS	35.2	-19.3	48.73	54	-5.27	-	-	0	119	V
2	* 5.351	43.73	Pk	35.2	-19.3	59.63	-	-	74	-14.37	0	119	V
4	* 5.351	33.01	RMS	35.2	-19.3	48.91	54	-5.09	-	-	0	119	V

* - indicates frequency in CFR47 Pt 15 / IC RSS-Restricted Band

Pk - Peak detector

RMS - RMS detection

BandEdge 5.35-5.46GHz UNII - V.TST 30915 30 Dec 2015

Rev 9.5 01 Dec 2016

This report shall not be reproduced except in full, without the written approval of UL Verification Services Inc.

9.1.11. 11n HT20 LAT 3 SISO MODE IN THE 5.3GHz BAND

AUTHORIZED BANDEDGE (HIGH CHANNEL)

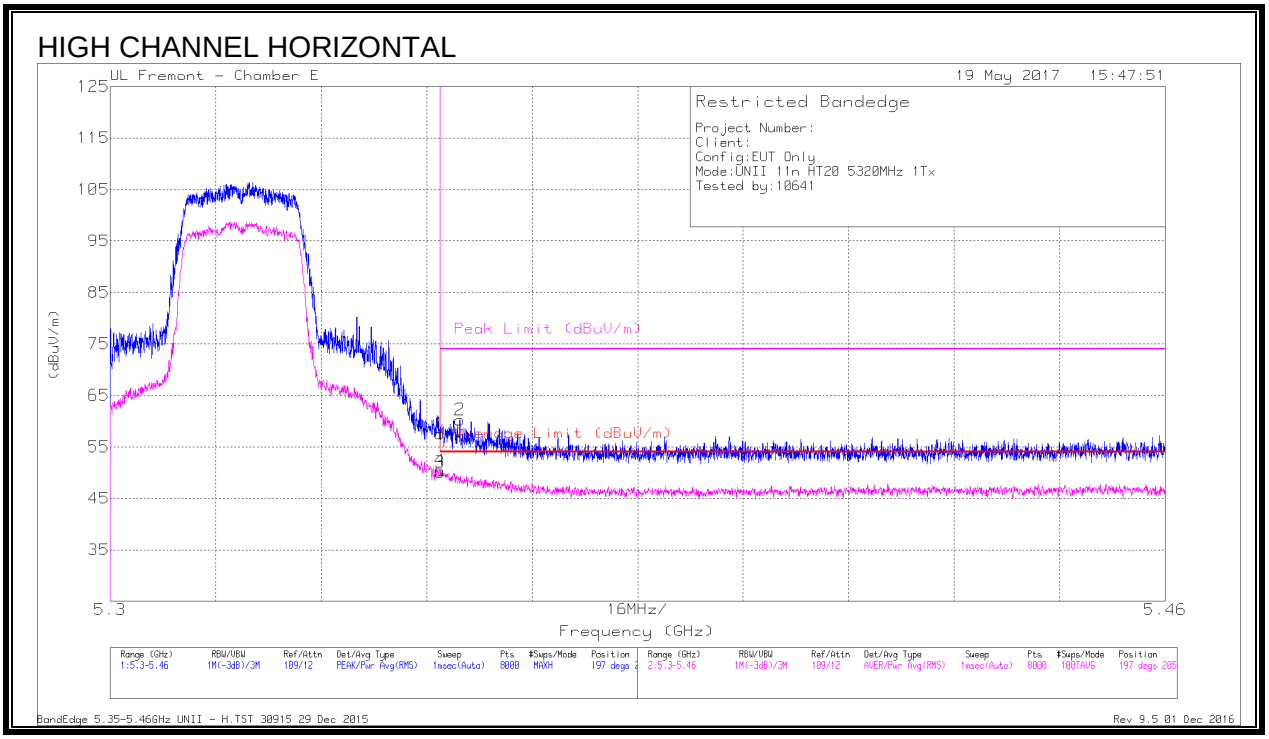

Marker	Frequency (GHz)	Meter Reading (dBuV)	Det	AF T136 (dB/m)	Amp/Cbl/Fltr/Pad (dB)	Corrected Reading (dBuV/m)	Average Limit (dBuV/m)	Margin (dB)	Peak Limit (dBuV/m)	PK Margin (dB)	Azimuth (Degs)	Height (cm)	Polarity
1	* 5.35	41.67	Pk	35.2	-19.3	57.57	-	-	74	-16.43	197	205	H
3	* 5.35	34.17	RMS	35.2	-19.3	50.07	54	-3.93	-	-	197	205	H
4	* 5.35	34.51	RMS	35.2	-19.3	50.41	54	-3.59	-	-	197	205	H
2	* 5.353	44.35	Pk	35.2	-19.3	60.25	-	-	74	-13.75	197	205	H

* - indicates frequency in CFR47 Pt 15 / IC RSS-Restricted Band
Pk - Peak detector
RMS - RMS detection
BandEdge 5.35-5.46GHz UNII - H.TST 30915 29 Dec 2015
Rev 9.5 01 Dec 2016

This report shall not be reproduced except in full, without the written approval of UL Verification Services Inc.

HIGH CHANNEL VERTICAL

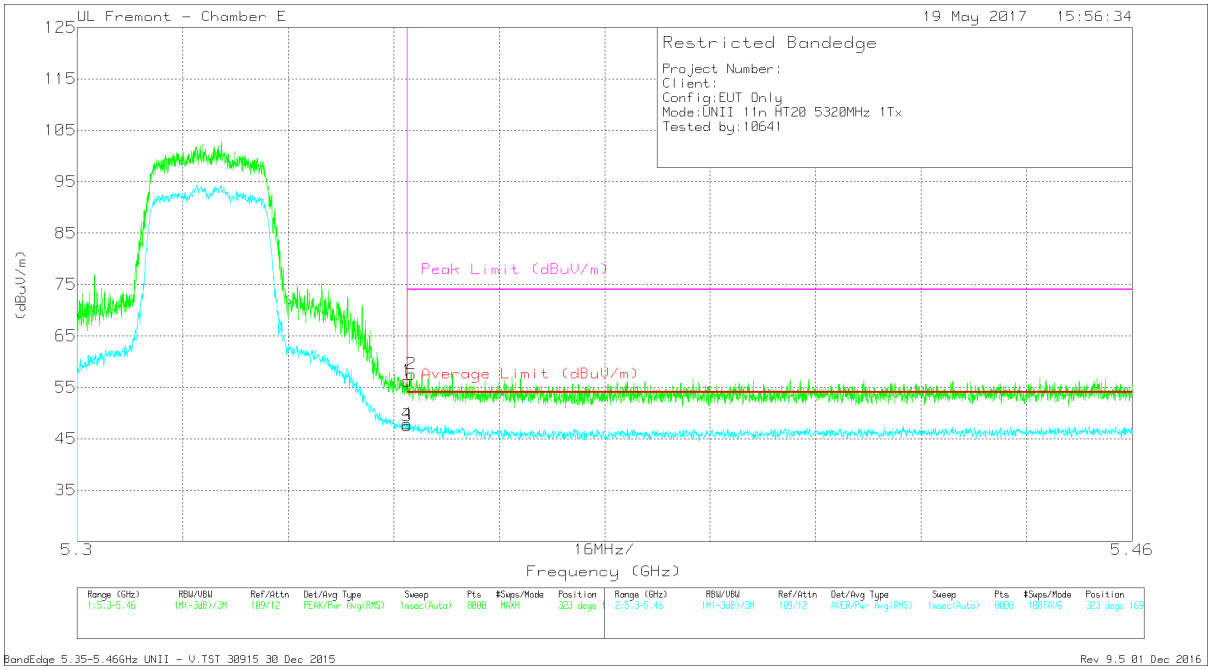

Marker	Frequency (GHz)	Meter Reading (dBuV)	Det	AF T136 (dB/m)	Amp/Cbl/Fltr/Pad (dB)	Corrected Reading (dBuV/m)	Average Limit (dBuV/m)	Margin (dB)	Peak Limit (dBuV/m)	PK Margin (dB)	Azimuth (Degs)	Height (cm)	Polarity
1	* 5.35	40.37	Pk	35.2	-19.3	56.27	-	-	74	-17.73	323	169	V
3	* 5.35	31.63	RMS	35.2	-19.3	47.53	54	-6.47	-	-	323	169	V
4	* 5.35	31.97	RMS	35.2	-19.3	47.87	54	-6.13	-	-	323	169	V
2	* 5.351	41.7	Pk	35.2	-19.3	57.6	-	-	74	-16.4	323	169	V

* - indicates frequency in CFR47 Pt 15 / IC RSS-Restricted Band
Pk - Peak detector
RMS - RMS detection
BandEdge 5.35-5.46GHz UNII - V.TST 30915 30 Dec 2015
Rev 9.5 01 Dec 2016

This report shall not be reproduced except in full, without the written approval of UL Verification Services Inc.

9.1.12. 11n HT20 2TX CDD MIMO MODE IN THE 5.3GHz BAND

AUTHORIZED BANDEDGE (HIGH CHANNEL)

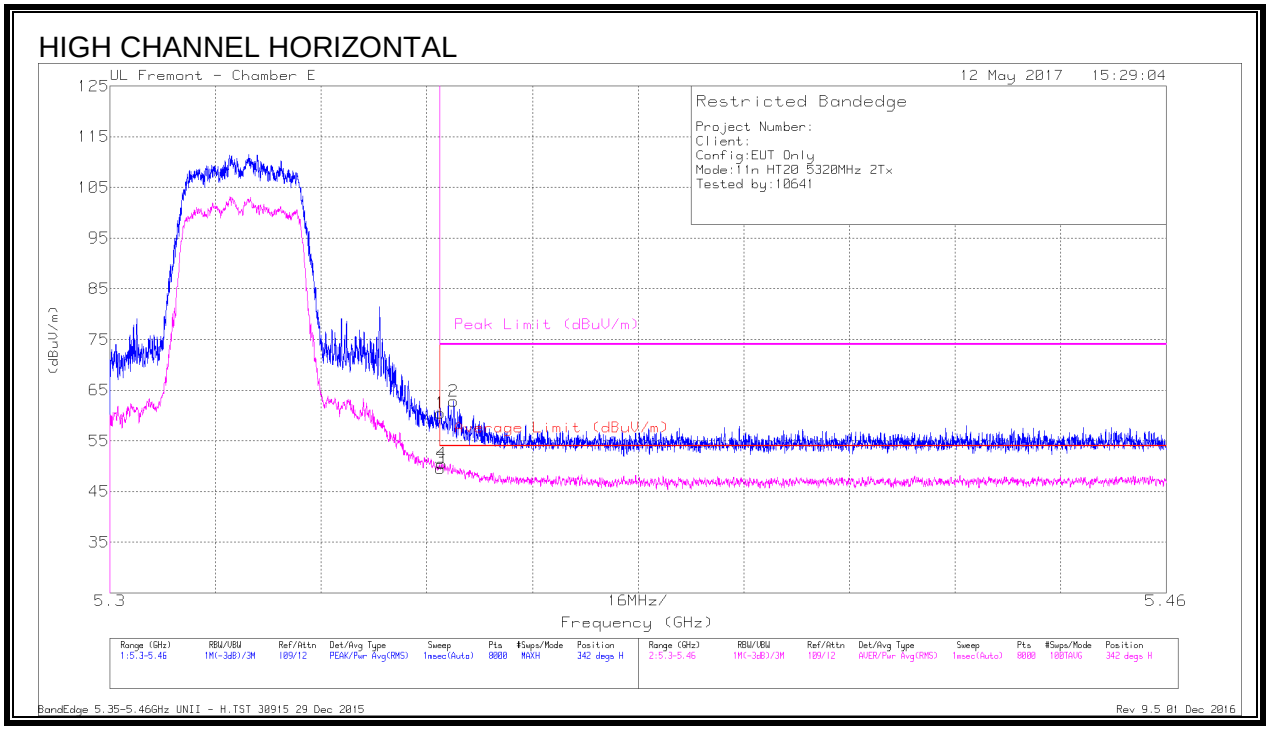

Marker	Frequency (GHz)	Meter Reading (dBuV)	Det	AF T136 (dB/m)	Amp/Cbl/Fltr/Pad (dB)	Corrected Reading (dBuV/m)	Average Limit (dBuV/m)	Margin (dB)	Peak Limit (dBuV/m)	PK Margin (dB)	Azimuth (Degs)	Height (cm)	Polarity
1	* 5.35	44.54	Pk	35.2	-19.3	60.44	-	-	74	-13.56	342	102	H
2	* 5.352	46.92	Pk	35.2	-19.3	62.82	-	-	74	-11.18	342	102	H
3	* 5.35	33.67	RMS	35.2	-19.3	49.57	54	-4.43	-	-	342	102	H
4	* 5.35	34.68	RMS	35.2	-19.3	50.58	54	-3.42	-	-	342	102	H

* - indicates frequency in CFR47 Pt 15 / IC RSS-Restricted Band
Pk - Peak detector
RMS - RMS detection
BandEdge 5.35-5.46GHz UNII - H.TST 30915 29 Dec 2015
Rev 9.5 01 Dec 2016

This report shall not be reproduced except in full, without the written approval of UL Verification Services Inc.

HIGH CHANNEL VERTICAL

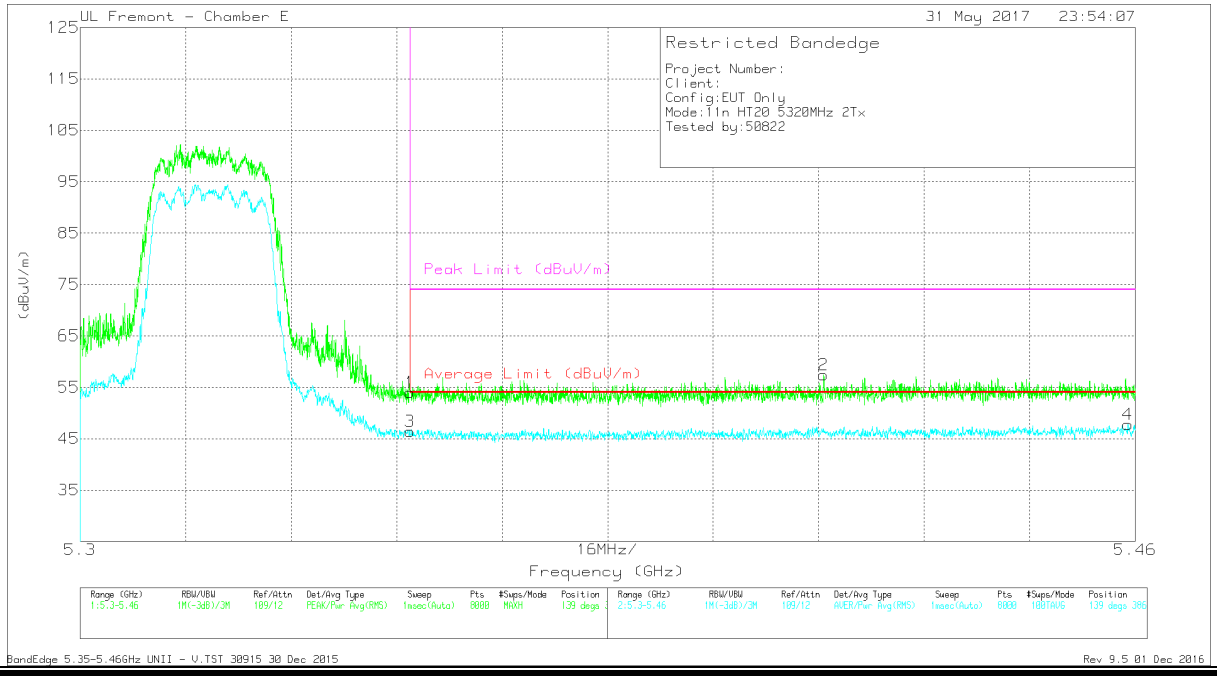

Marker	Frequency (GHz)	Meter Reading (dBuV)	Det	AF T136 (dB/m)	Amp/Cbl/Fltr/Pad (dB)	Corrected Reading (dBuV/m)	Average Limit (dBuV/m)	Margin (dB)	Peak Limit (dBuV/m)	PK Margin (dB)	Azimuth (Degs)	Height (cm)	Polarity
1	* 5.35	38.08	Pk	35.2	-19.3	53.98	-	-	74	-20.02	139	386	V
2	* 5.413	41.52	Pk	35.1	-19.2	57.42	-	-	74	-16.58	139	386	V
3	* 5.35	30.51	RMS	35.2	-19.3	46.41	54	-7.59	-	-	139	386	V
4	* 5.459	31.97	RMS	35.1	-19.3	47.77	54	-6.23	-	-	139	386	V

* - indicates frequency in CFR47 Pt 15 / IC RSS-Restricted Band
Pk - Peak detector
RMS - RMS detection
BandEdge 5.35-5.46GHz UNII - V.TST 30915 30 Dec 2015
Rev 9.5 01 Dec 2016

This report shall not be reproduced except in full, without the written approval of UL Verification Services Inc.

HARMONICS AND SPURIOUS EMISSIONS

LOW CHANNEL HORIZONTAL

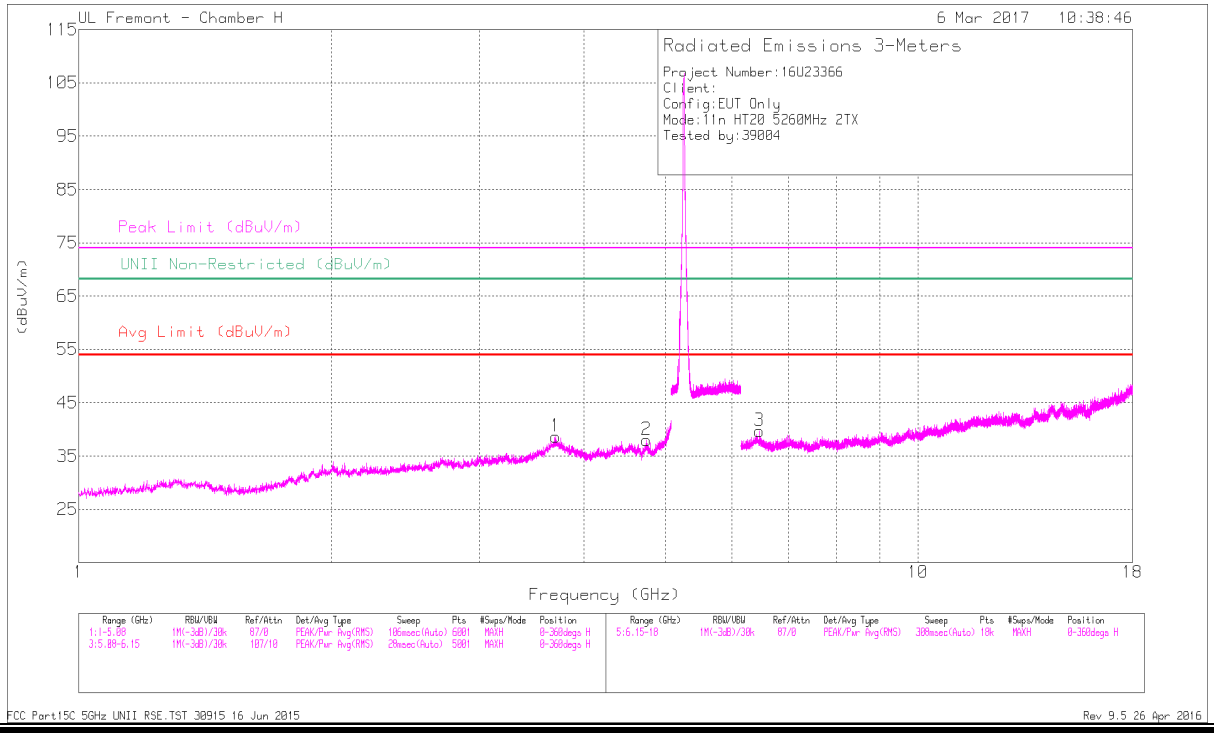

LOW CHANNEL VERTICAL

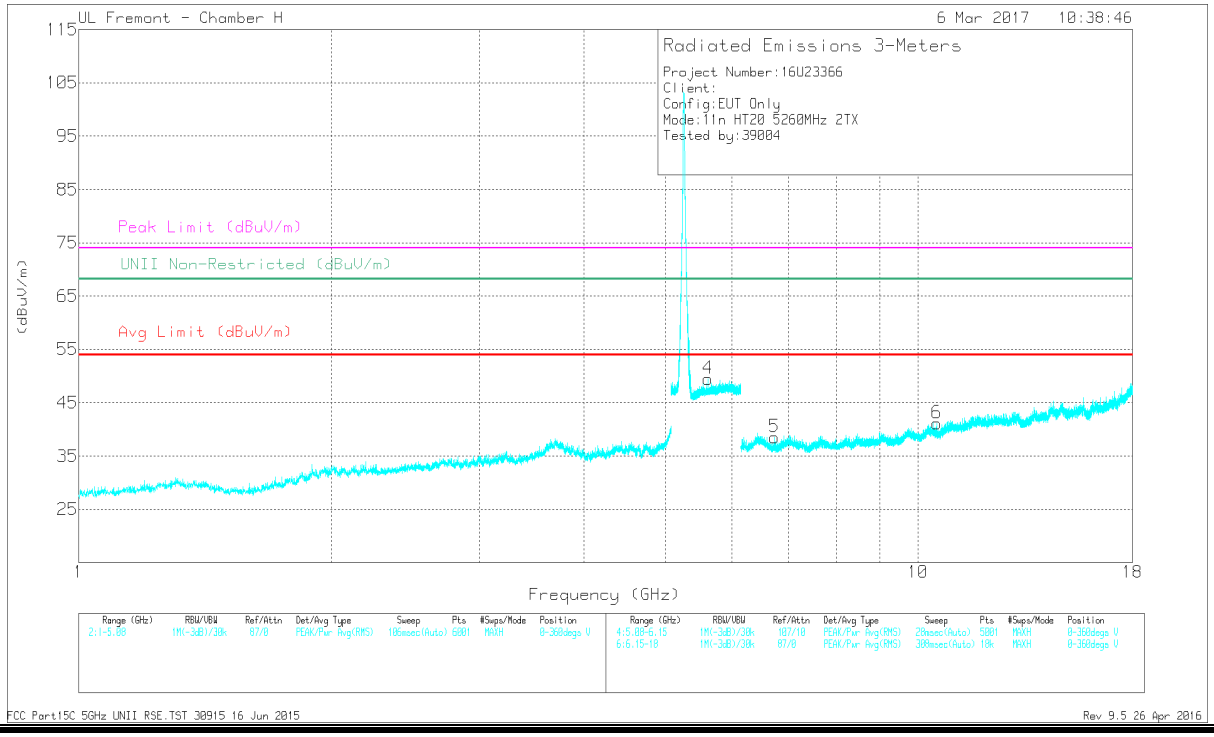

UL VERIFICATION SERVICES INC. FORM NO: CCSUP4701J
47173 BENICIA STREET, FREMONT, CA 94538, USA TEL: (510) 771-1000 FAX: (510) 661-0888

This report shall not be reproduced except in full, without the written approval of UL Verification Services Inc.

DATA

Maker	Frequency (GHz)	Meter Reading (dBuV)	Det	AF T120 (dB/m)	Amp/Cbl/Fltr/Pad (dB)	Corrected Reading (dBuV/m)	Avg Limit (dBuV/m)	Margin (dB)	Peak Limit (dBuV/m)	PK Margin (dB)	UNII Non-Restricted (dBuV/m)	PK Margin (dB)	Azimuth (Degs)	Height (cm)	Polarity
1	* 3.7	46.45	PK-U	34.9	-36.1	45.25	-	-	74	-28.75	-	-	74	289	H
	* 3.701	34.81	ADR	34.9	-36.1	33.61	54	-20.39	-	-	-	-	74	289	H
2	* 4.752	43.54	PK-U	34	-33.9	43.64	-	-	74	-30.36	-	-	227	147	H
	* 4.75	33.17	ADR	34	-33.9	33.27	54	-20.73	-	-	-	-	227	147	H
4	5.621	44	PK-U	34.7	-24	54.7	-	-	-	-	68.2	-13.5	55	235	V
3	6.467	40.83	PK-U	35.7	-32.1	44.43	-	-	-	-	68.2	-23.77	26	314	H
5	6.738	39.96	PK-U	35.7	-31.6	44.06	-	-	-	-	68.2	-24.14	123	366	V
6	10.523	36.82	PK-U	37.8	-28.4	46.22	-	-	-	-	68.2	-21.98	67	323	V

* - indicates frequency in CFR47 Pt 15 / IC RSS-Restricted Band
PK-U - U-NII: Maximum Peak
ADR - U-NII AD primary method, RMS average
FCC Part15C 5GHz UNII RSE.TST 30915 16 Jun 2015
Rev 9.5 26 Apr 2016

UL VERIFICATION SERVICES INC. FORM NO: CCSUP4701J
47173 BENICIA STREET, FREMONT, CA 94538, USA TEL: (510) 771-1000 FAX: (510) 661-0888
This report shall not be reproduced except in full, without the written approval of UL Verification Services Inc.

MID CHANNEL HORIZONTAL

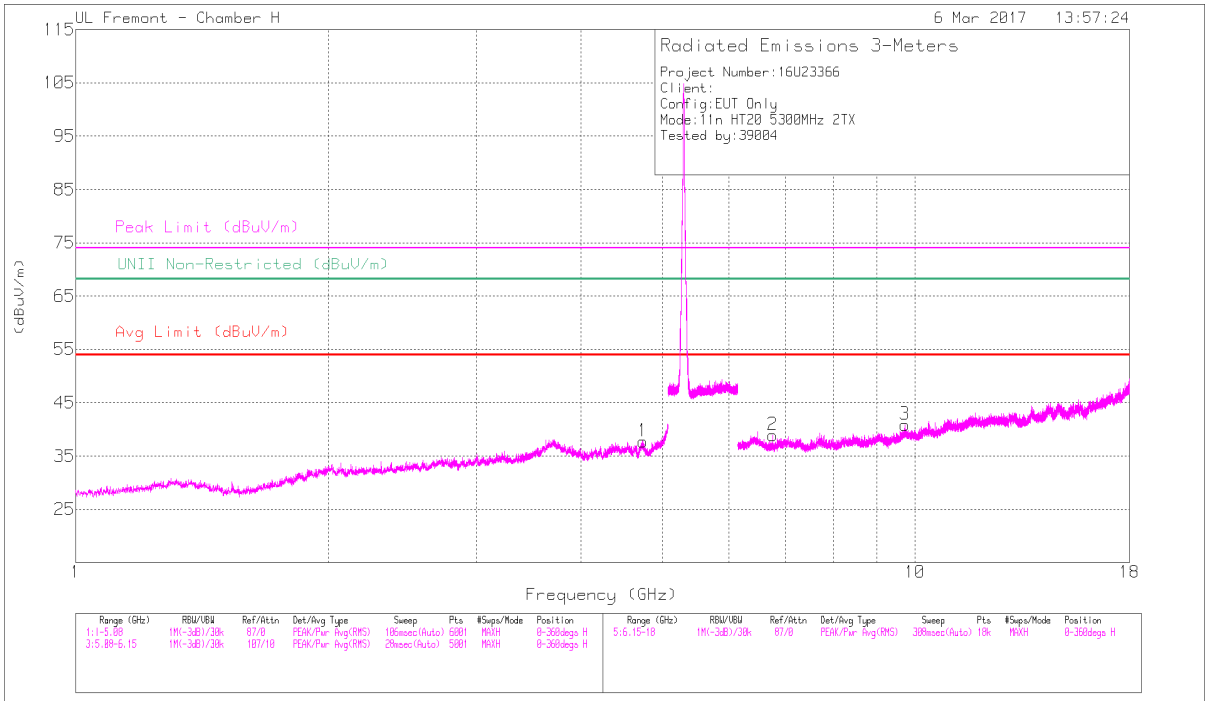

MID CHANNEL VERTICAL

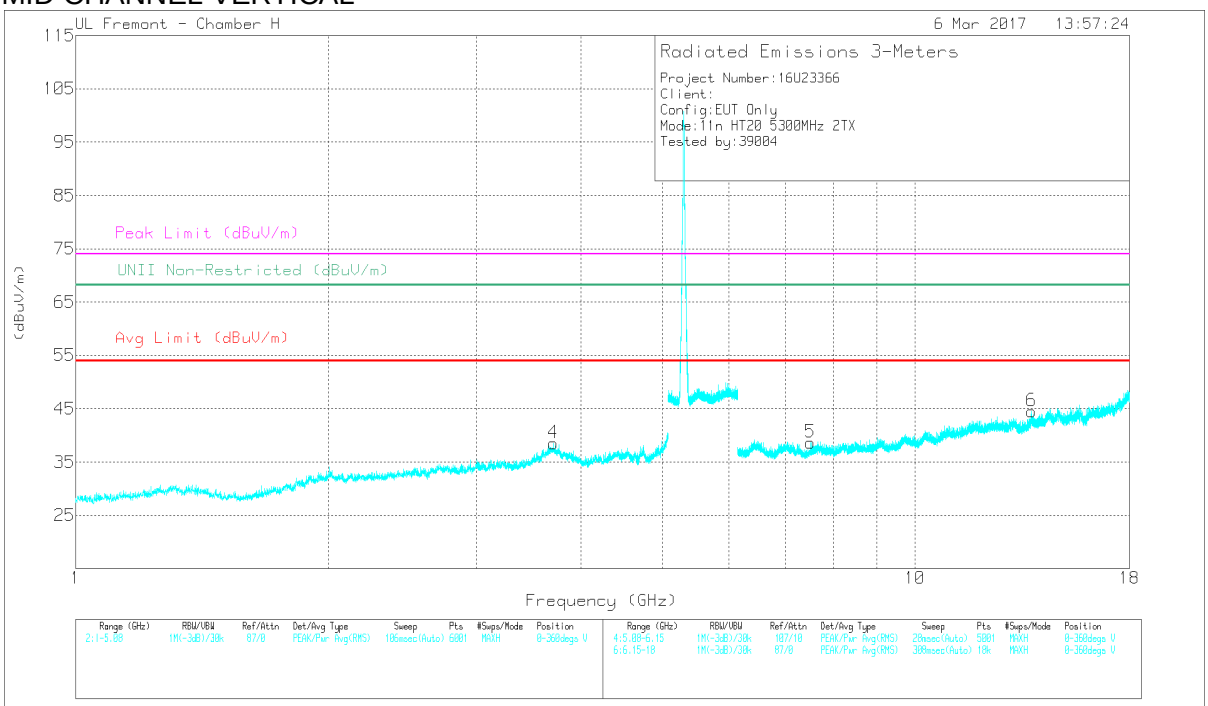

UL VERIFICATION SERVICES INC. FORM NO: CCSUP4701J
47173 BENICIA STREET, FREMONT, CA 94538, USA TEL: (510) 771-1000 FAX: (510) 661-0888
This report shall not be reproduced except in full, without the written approval of UL Verification Services Inc.

DATA

Marker	Frequency (GHz)	Meter Reading (dBuV)	Det	AF T120 (dB/m)	Amp/Cbl/Fltr/Pad (dB)	Corrected Reading (dBuV/m)	Avg Limit (dBuV/m)	Margin (dB)	Peak Limit (dBuV/m)	PK Margin (dB)	UNII Non-Restricted (dBuV/m)	PK Margin (dB)	Azimuth (Degs)	Height (cm)	Polarity
1	* 4.739	44.21	PK-U	34	-34.1	44.11	-	-	74	-29.89	-	-	228	227	H
	* 4.74	33.3	ADR	34	-34.1	33.2	54	-20.8	-	-	-	-	228	227	H
4	* 3.708	45.26	PK-U	34.8	-36.1	43.96	-	-	74	-30.04	-	-	146	312	V
	* 3.706	34.95	ADR	34.9	-36.1	33.75	54	-20.25	-	-	-	-	146	312	V
5	* 7.504	39.88	PK-U	35.8	-31.1	44.58	-	-	74	-29.42	-	-	85	183	V
	* 7.502	28.93	ADR	35.8	-31.1	33.63	54	-20.37	-	-	-	-	85	183	V
2	6.764	40.09	PK-U	35.7	-31.7	44.09	-	-	-	-	68.2	-24.11	126	334	H
3	9.721	38.44	PK-U	37.2	-29.1	46.54	-	-	-	-	68.2	-21.66	0	335	H
6	13.75	36.09	PK-U	39.1	-24.3	50.89	-	-	-	-	68.2	-17.31	10	152	V

* - indicates frequency in CFR47 Pt 15 / IC RSS-Restricted Band
PK-U - U-NII: Maximum Peak
ADR - U-NII AD primary method, RMS average
FCC Part15C 5GHz UNII RSE.TST 30915 16 Jun 2015
Rev 9.5 26 Apr 2016

UL VERIFICATION SERVICES INC. FORM NO: CCSUP4701J
47173 BENICIA STREET, FREMONT, CA 94538, USA TEL: (510) 771-1000 FAX: (510) 661-0888
This report shall not be reproduced except in full, without the written approval of UL Verification Services Inc.

HIGH CHANNEL HORIZONTAL

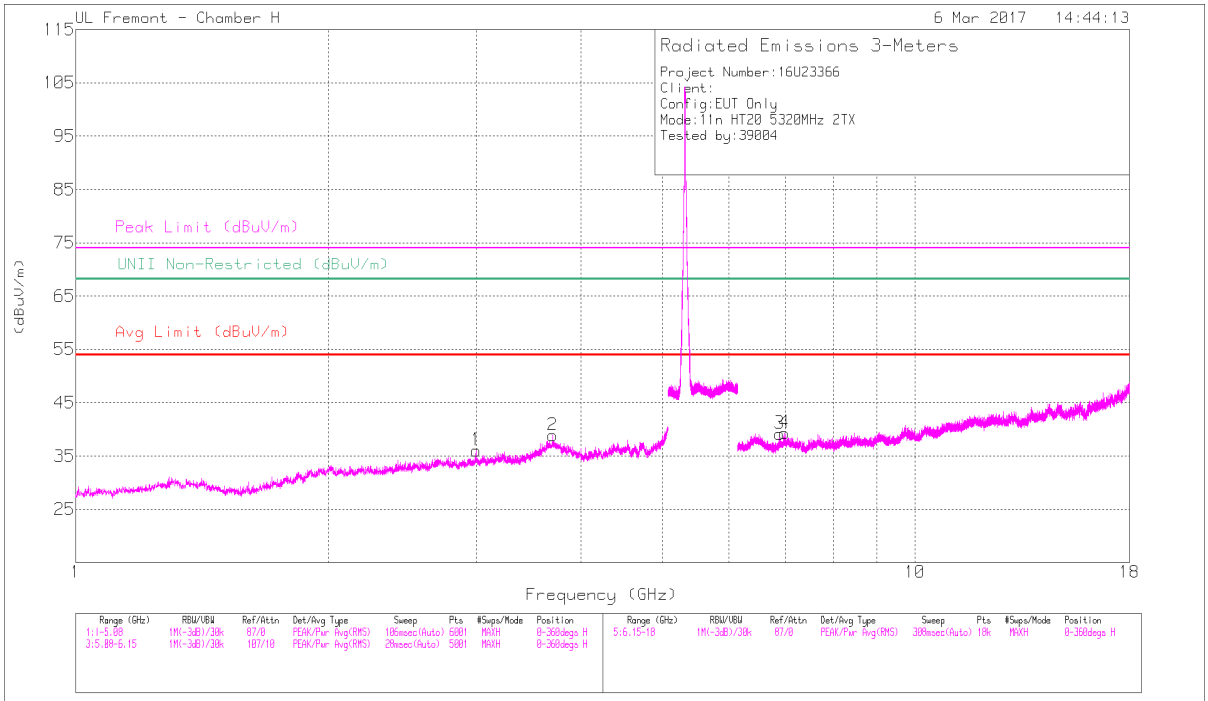

HIGH CHANNEL VERTICAL

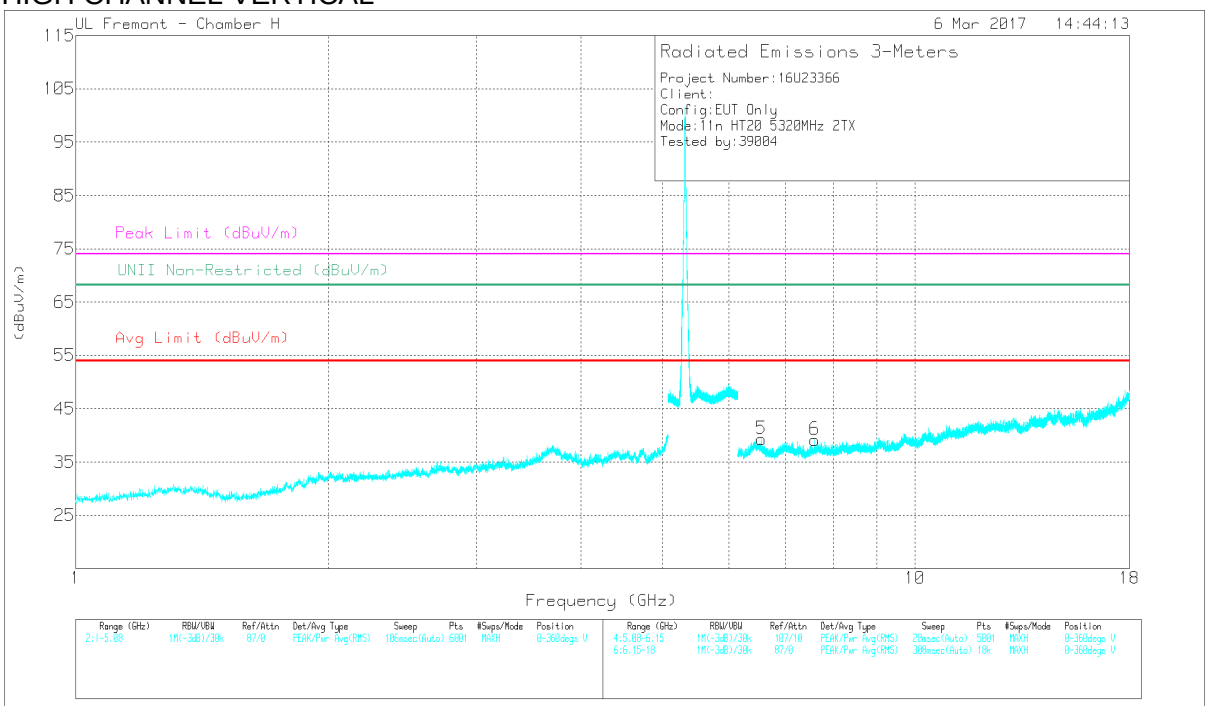

UL VERIFICATION SERVICES INC. FORM NO: CCSUP4701J
47173 BENICIA STREET, FREMONT, CA 94538, USA TEL: (510) 771-1000 FAX: (510) 661-0888
This report shall not be reproduced except in full, without the written approval of UL Verification Services Inc.

DATA

Marker	Frequency (GHz)	Meter Reading (dBuV)	Det	AF T120 (dB/m)	Amp/Cbl/Fltr/Pad (dB)	Corrected Reading (dBuV/m)	Avg Limit (dBuV/m)	Margin (dB)	Peak Limit (dBuV/m)	PK Margin (dB)	UNII Non-Restricted (dBuV/m)	PK Margin (dB)	Azimuth (Degs)	Height (cm)	Polarity
2	* 3.702	45.92	PK-U	34.9	-36.1	44.72	-	-	74	-29.28	-	-	265	260	H
	* 3.699	34.85	ADR	34.9	-36.1	33.65	54	-20.35	-	-	-	-	265	260	H
6	* 7.594	40.19	PK-U	35.7	-31	44.89	-	-	74	-29.11	-	-	83	390	V
	* 7.594	29.35	ADR	35.7	-31	34.05	54	-19.95	-	-	-	-	83	390	V
1	3.002	47.02	PK-U	33	-37.6	42.42	-	-	-	-	68.2	-25.78	192	239	H
5	6.555	40.49	PK-U	35.7	-31.8	44.39	-	-	-	-	68.2	-23.81	147	163	V
3	6.902	39.73	PK-U	35.8	-31.6	43.93	-	-	-	-	68.2	-24.27	157	215	H
4	6.994	39.84	PK-U	35.7	-31	44.54	-	-	-	-	68.2	-23.66	135	245	H

* - indicates frequency in CFR47 Pt 15 / IC RSS-Restricted Band
PK-U - U-NII: Maximum Peak
ADR - U-NII AD primary method, RMS average
FCC Part15C 5GHz UNII RSE.TST 30915 16 Jun 2015
Rev 9.5 26 Apr 2016

UL VERIFICATION SERVICES INC. FORM NO: CCSUP4701J
47173 BENICIA STREET, FREMONT, CA 94538, USA TEL: (510) 771-1000 FAX: (510) 661-0888
This report shall not be reproduced except in full, without the written approval of UL Verification Services Inc.

9.1.13. 11n HT40 UAT 2 SISO MODE IN THE 5.3GHz BAND

AUTHORIZED BANDEDGE (HIGH CHANNEL)

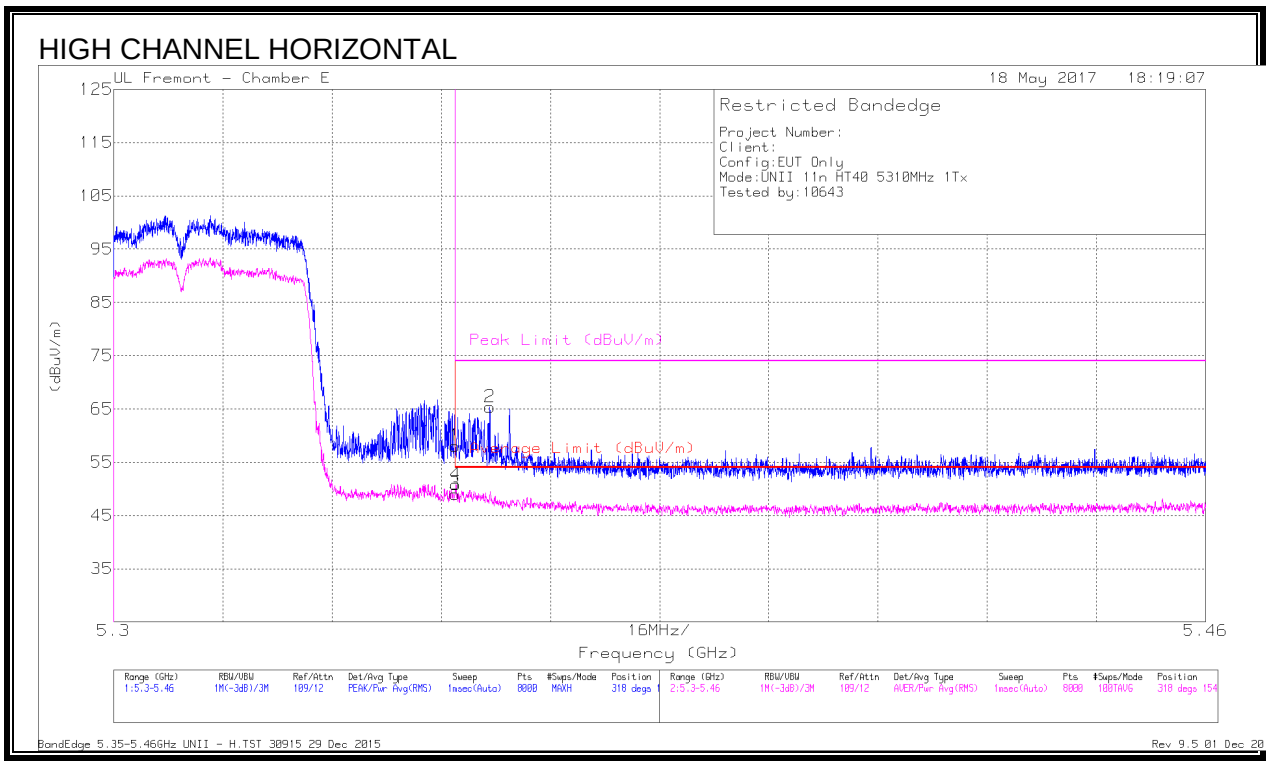

Marker	Frequency (GHz)	Meter Reading (dBuV)	Det	AF T136 (dB/m)	Amp/Cbl/Fltr/Pad (dB)	DC Factor	Corrected Reading (dBuV/m)	Average Limit (dBuV/m)	Margin (dB)	Peak Limit (dBuV/m)	PK Margin (dB)	Azimuth (Degs)	Height (cm)	Polarity
1	* 5.35	42.18	Pk	35.2	-19.3		58.08	-	-	74	-15.92	318	154	H
3	* 5.35	33.13	RMS	35.2	-19.3	0.1	49.13	54	-4.87	-	-	318	154	H
4	* 5.35	34.9	RMS	35.2	-19.3	0.1	50.9	54	-3.1	-	-	318	154	H
2	* 5.355	49.47	Pk	35.2	-19.3		65.37	-	-	74	-8.63	318	154	H

* - indicates frequency in CFR47 Pt 15 / IC RSS-Restricted Band
Pk - Peak detector
RMS - RMS detection
BandEdge 5.35-5.46GHz UNII - H.TST 30915 29 Dec 2015
Rev 9.5 01 Dec 2016

This report shall not be reproduced except in full, without the written approval of UL Verification Services Inc.

HIGH CHANNEL VERTICAL

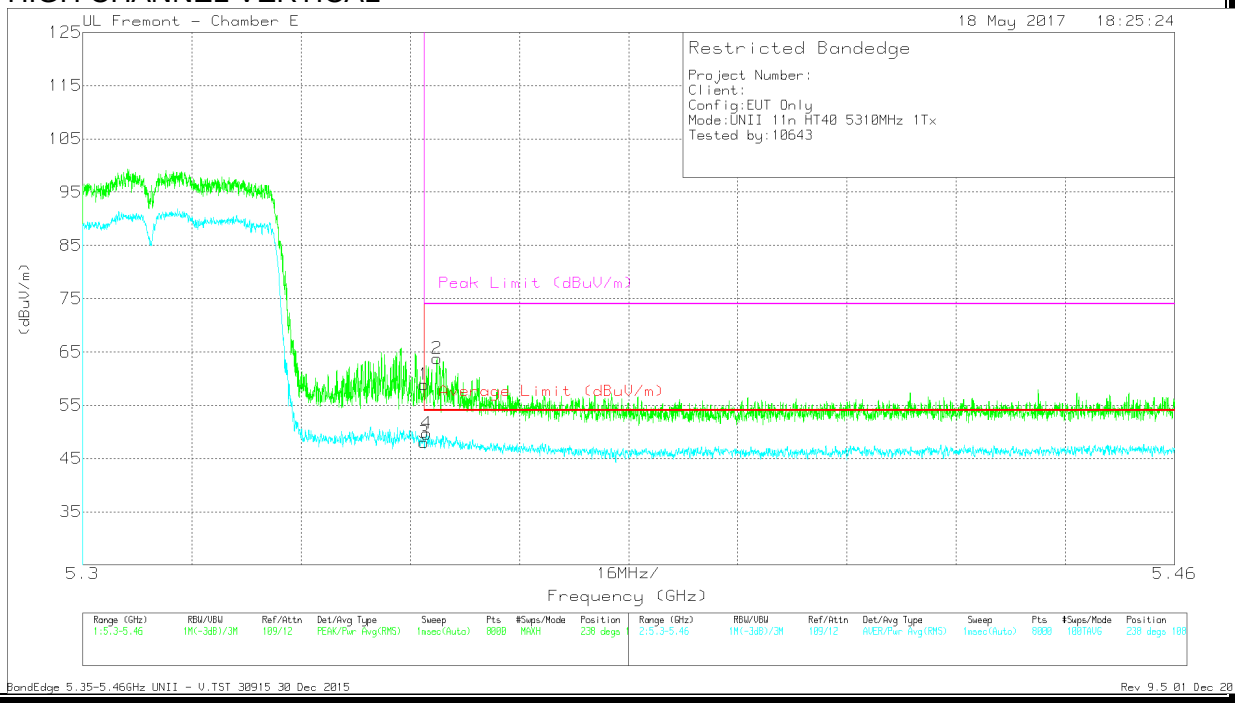

Marker	Frequency (GHz)	Meter Reading (dBuV)	Det	AF T136 (dB/m)	Amp/Cbl/Fltr/Pad (dB)	DC Factor	Corrected Reading (dBuV/m)	Average Limit (dBuV/m)	Margin (dB)	Peak Limit (dBuV/m)	PK Margin (dB)	Azimuth (Degs)	Height (cm)	Polarity
1	* 5.35	42.95	Pk	35.2	-19.3		58.85	-	-	74	-15.15	238	108	V
3	* 5.35	32.1	RMS	35.2	-19.3	0.1	49	54	-5	-	-	238	108	V
4	* 5.35	33.78	RMS	35.2	-19.3	0.1	49.78	54	-4.22	-	-	238	108	V
2	* 5.352	47.86	Pk	35.2	-19.3		63.76	-	-	74	-10.24	238	108	V

* - indicates frequency in CFR47 Pt 15 / IC RSS-Restricted Band
Pk - Peak detector
RMS - RMS detection
BandEdge 5.35-5.46GHz UNII - V.TST 30915 30 Dec 2015
Rev 9.5 01 Dec 2016

This report shall not be reproduced except in full, without the written approval of UL Verification Services Inc.

9.1.14. 11n HT40 LAT 3 SISO MODE IN THE 5.3GHz BAND

AUTHORIZED BANDEDGE (HIGH CHANNEL)

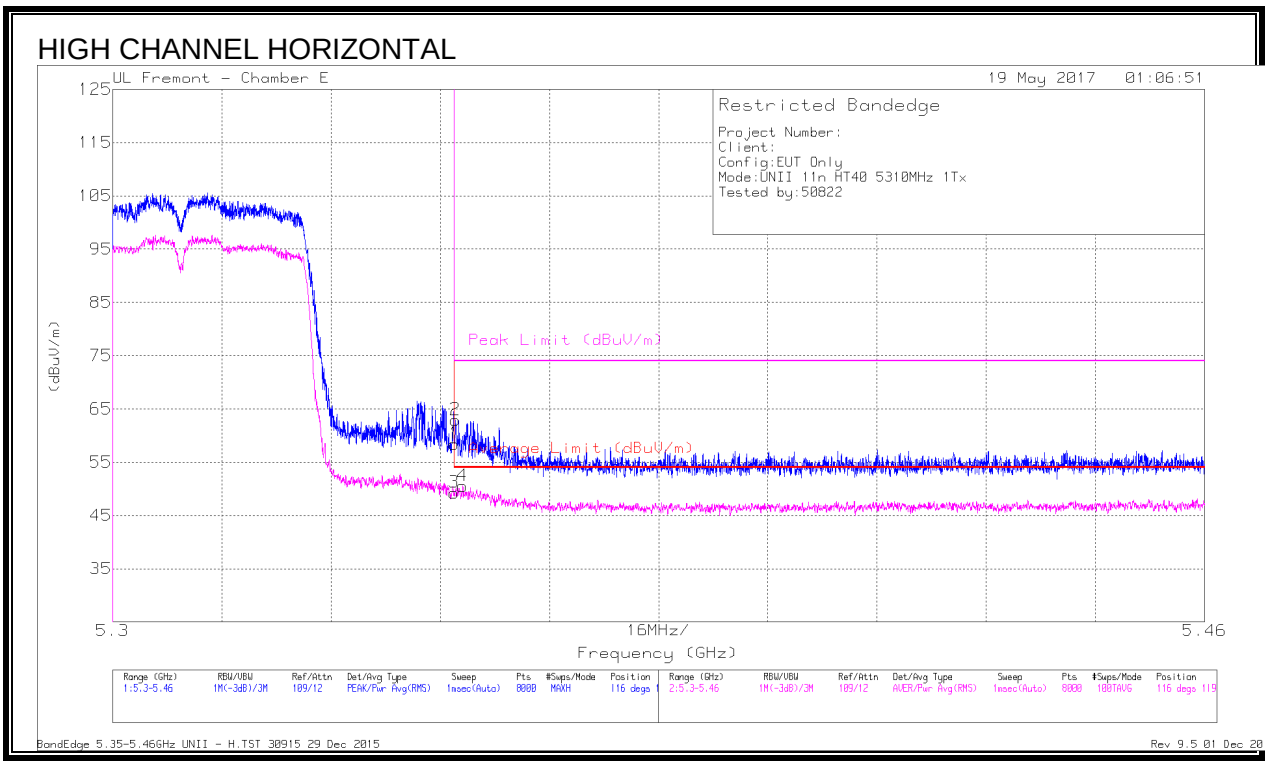

Marker	Frequency (GHz)	Meter Reading (dBuV)	Det	AF T136 (dB/m)	Amp/Cbl/Fltr/Pad (dB)	DC Factor	Corrected Reading (dBuV/m)	Average Limit (dBuV/m)	Margin (dB)	Peak Limit (dBuV/m)	PK Margin (dB)	Azimuth (Degs)	Height (cm)	Polarity
1	* 5.35	42.55	Pk	35.2	-19.3		58.45	-	-	74	-15.55	116	119	H
2	* 5.35	47.06	Pk	35.2	-19.3		62.96	-	-	74	-11.04	116	119	H
3	* 5.35	33.39	RMS	35.2	-19.3	0.1	49.39	54	-4.61	-	-	116	119	H
4	* 5.351	34.62	RMS	35.2	-19.3	0.1	50.62	54	-3.38	-	-	116	119	H

* - indicates frequency in CFR47 Pt 15 / IC RSS-Restricted Band
Pk - Peak detector
RMS - RMS detection
BandEdge 5.35-5.46GHz UNII - H.TST 30915 29 Dec 2015
Rev 9.5 01 Dec 2016

This report shall not be reproduced except in full, without the written approval of UL Verification Services Inc.

HIGH CHANNEL VERTICAL

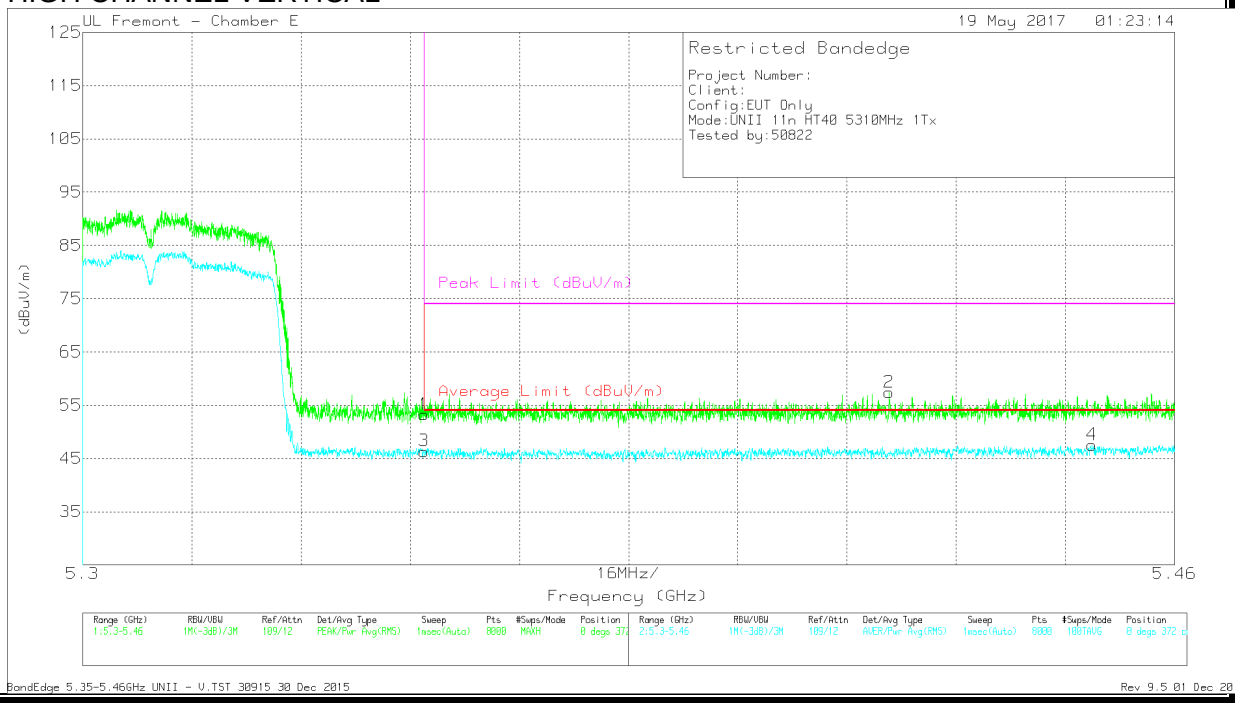

Marker	Frequency (GHz)	Meter Reading (dBuV)	Det	AF T136 (dB/m)	Amp/Cbl/Fltr/Pad (dB)	DC Factor	Corrected Reading (dBuV/m)	Average Limit (dBuV/m)	Margin (dB)	Peak Limit (dBuV/m)	PK Margin (dB)	Azimuth (Degs)	Height (cm)	Polarity
1	* 5.35	37.35	Pk	35.2	-19.3		53.25	-	-	74	-20.75	0	372	V
3	* 5.35	30.46	RMS	35.2	-19.3	0.1	46.46	54	-7.54	-	-	0	372	V
2	* 5.418	41.62	Pk	35.1	-19.3		57.42	-	-	74	-16.58	0	372	V
4	* 5.448	31.75	RMS	35.1	-19.3	0.1	47.65	54	-6.35	-	-	0	372	V

* - indicates frequency in CFR47 Pt 15 / IC RSS-Restricted Band
Pk - Peak detector
RMS - RMS detection
BandEdge 5.35-5.46GHz UNII - V.TST 30915 30 Dec 2015
Rev 9.5 01 Dec 2016

This report shall not be reproduced except in full, without the written approval of UL Verification Services Inc.

9.1.15. 11n HT40 2TX CDD MIMO MODE IN THE 5.3GHz BAND

AUTHORIZED BANDEDGE (HIGH CHANNEL)

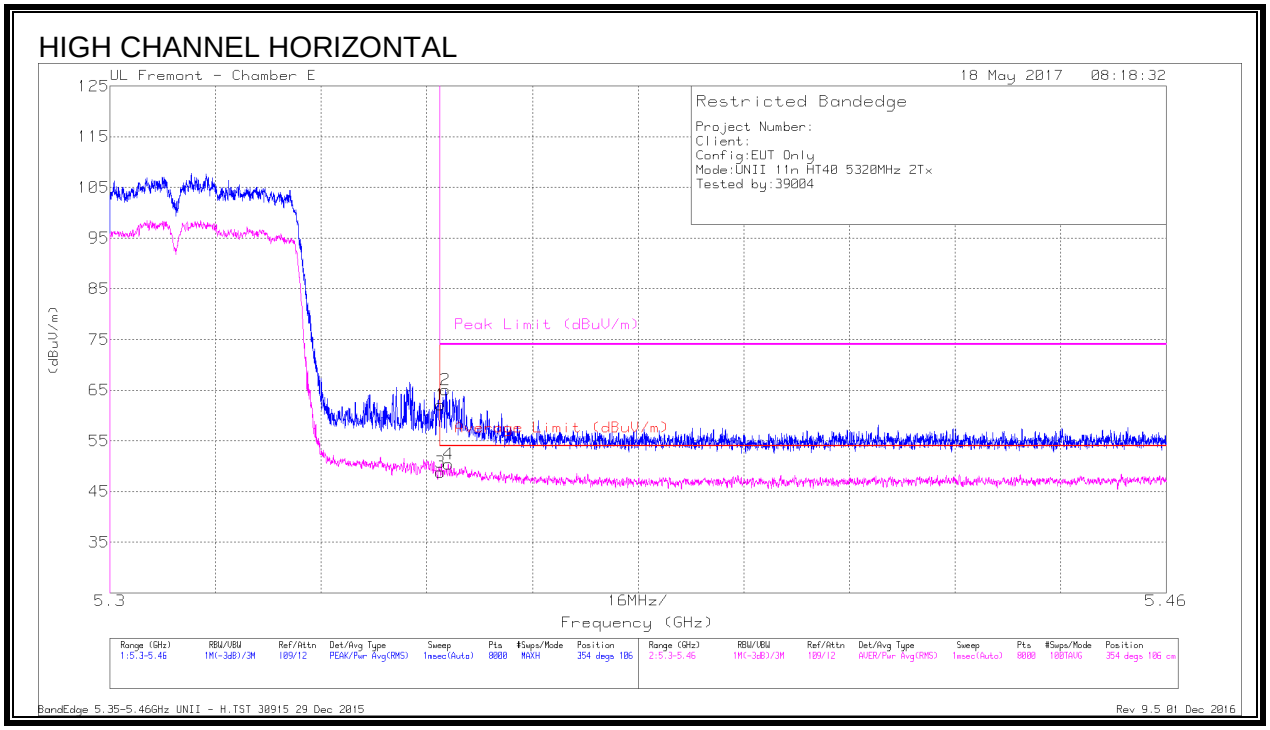

Marker	Frequency (GHz)	Meter Reading (dBuV)	Det	AF T136 (dB/m)	Amp/ Cbl/Flt r/Pad (dB)	DC Corr (dB)	Corrected Reading (dBuV /m)	Average Limit (dBuV /m)	Margin (dB)	Peak Limit (dBuV /m)	PK Margin (dB)	Azimuth (Degs)	Height (cm)	Polarity
1	* 5.35	46.16	Pk	35.2	-19.3	0	62.06	-	-	74	-11.94	354	106	H
2	* 5.351	49.17	Pk	35.2	-19.3	0	65.07	-	-	74	-8.93	354	106	H
3	* 5.35	32.86	RMS	35.2	-19.3	.1	48.86	54	-5.14	-	-	354	106	H
4	* 5.351	34.48	RMS	35.2	-19.3	.1	50.48	54	-3.52	-	-	354	106	H

* - indicates frequency in CFR47 Pt 15 / IC RSS-Restricted Band
Pk - Peak detector
RMS - RMS detection
BandEdge 5.35-5.46GHz UNII - H.TST 30915 29 Dec 2015
Rev 9.5 01 Dec 2016

This report shall not be reproduced except in full, without the written approval of UL Verification Services Inc.

HIGH CHANNEL VERTICAL

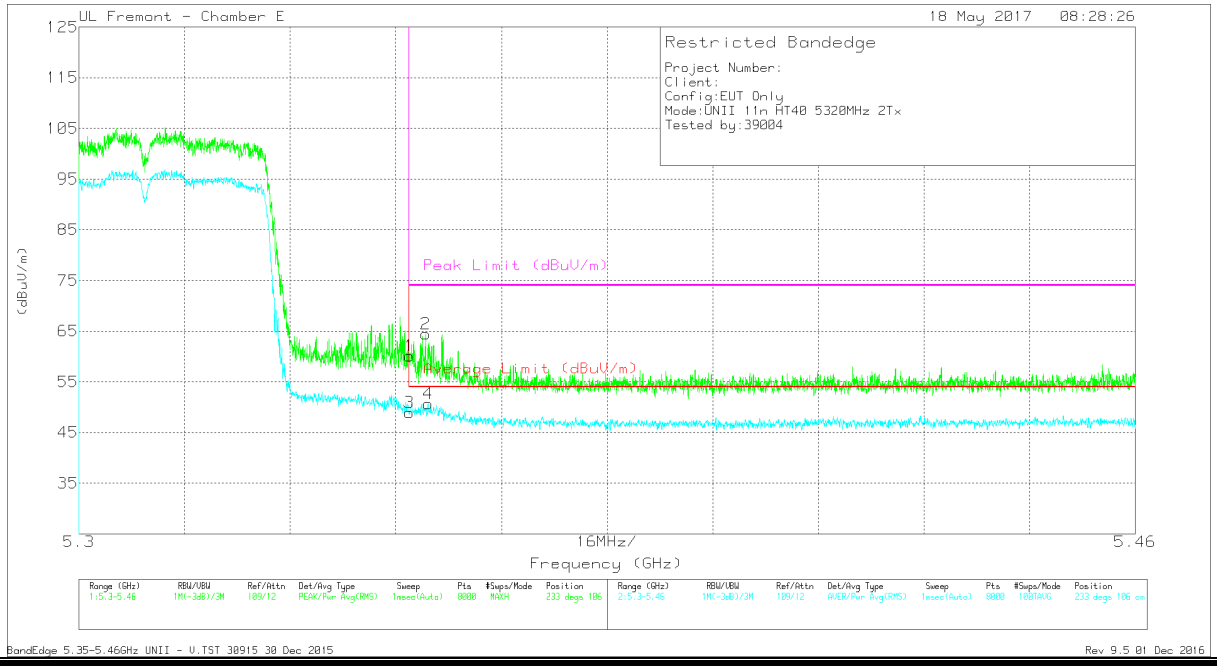

Marker	Frequency (GHz)	Meter Reading (dBuV)	Det	AF T136 (dB/m)	Amp/Cbl/Fltr/Pad (dB)	DC Factor	Corrected Reading (dBuV/m)	Average Limit (dBuV/m)	Margin (dB)	Peak Limit (dBuV/m)	PK Margin (dB)	Azimuth (Degs)	Height (cm)	Polarity
1	* 5.35	44.16	Pk	35.2	-19.3		60.06	-	-	74	-13.94	233	106	V
2	* 5.353	48.54	Pk	35.2	-19.3		64.44	-	-	74	-9.56	233	106	V
3	* 5.35	33.04	RMS	35.2	-19.3	0.1	50.04	54	-3.96	-	-	233	106	V
4	* 5.353	34.74	RMS	35.2	-19.3	0.1	50.74	54	-3.26	-	-	233	106	V

* - indicates frequency in CFR47 Pt 15 / IC RSS-Restricted Band

Pk - Peak detector

RMS - RMS detection

BandEdge 5.35-5.46GHz UNII - V.TST 30915 30 Dec 2015

Rev 9.5 01 Dec 2016

This report shall not be reproduced except in full, without the written approval of UL Verification Services Inc.

HARMONICS AND SPURIOUS EMISSIONS

LOW CHANNEL HORIZONTAL

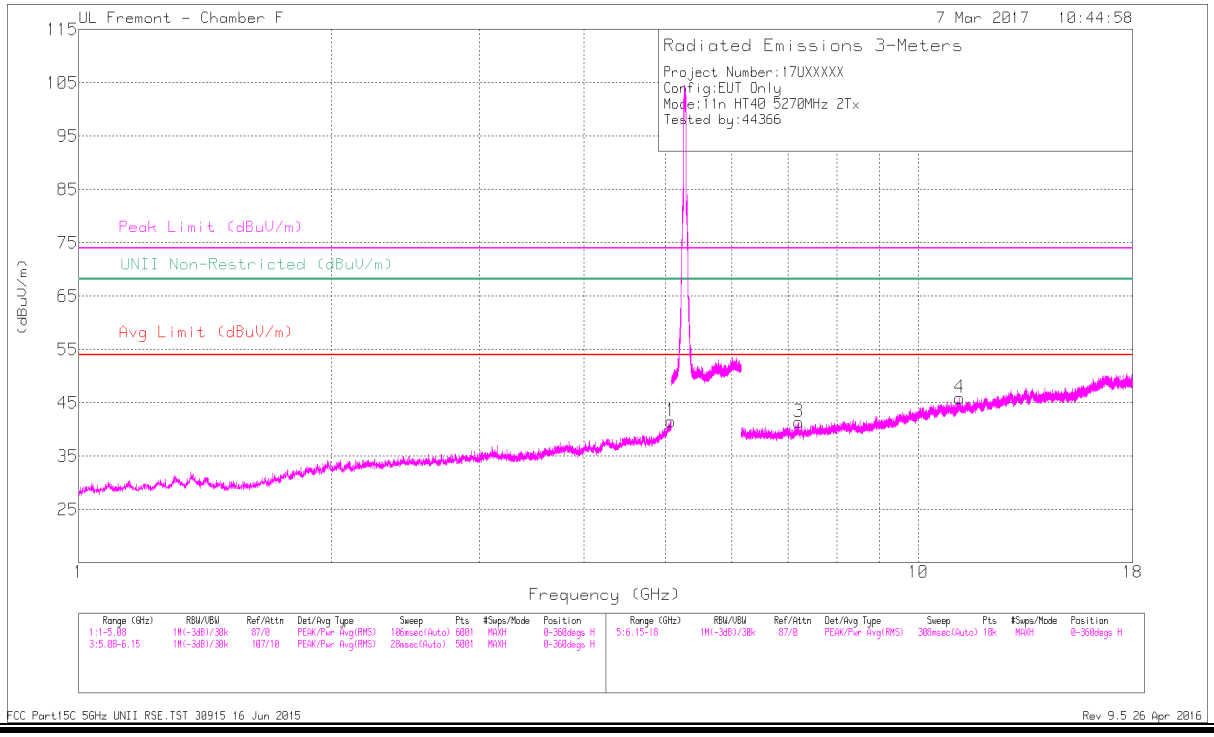

LOW CHANNEL VERTICAL

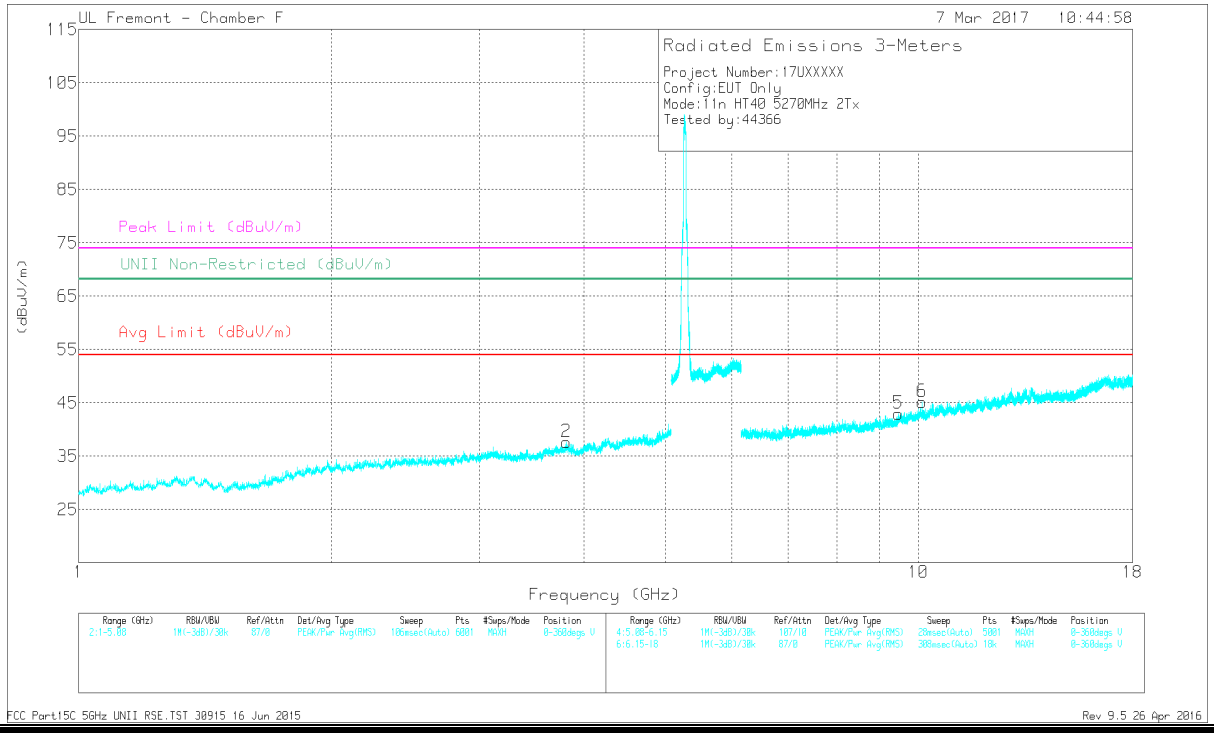

This report shall not be reproduced except in full, without the written approval of UL Verification Services Inc.

DATA

Marker	Frequency (GHz)	Meter Reading (dBuV)	Det	AF T344 (dB/m)	Amp/Cbl/Fltr/Pad (dB)	DC Corr (dB)	Corrected Reading (dBuV/m)	Avg Limit (dBuV/m)	Margin (dB)	Peak Limit (dBuV/m)	PK Margin (dB)	UNII Non-Restricted (dBuV/m)	PK Margin (dB)	Azimuth (Degs)	Height (cm)	Polarity
1	* 5.078	40.32	PK-U	34.1	-25.8	0	48.62	-	-	74	-25.38	-	-	55	105	H
	* 5.078	30.21	ADR	34.1	-25.8	.1	38.61	54	-15.39	-	-	-	-	55	105	H
2	* 3.814	38.88	PK-U	33.4	-28.9	0	43.38	-	-	74	-30.62	-	-	355	217	V
	* 3.815	28.46	ADR	33.4	-28.9	.1	33.06	54	-20.94	-	-	-	-	355	217	V
3	7.211	37.57	PK-U	35.6	-25.8	0	47.37	-	-	-	-	68.2	-20.83	317	209	H
4	* 11.2	34.88	PK-U	37.9	-21.3	0	51.48	-	-	74	-22.52	-	-	64	263	H
	* 11.201	24.37	ADR	37.9	-21.4	.1	40.97	54	-13.03	-	-	-	-	64	263	H
5	* 9.467	34.47	PK-U	36.4	-22.2	0	48.67	-	-	74	-25.33	-	-	345	211	V
	* 9.467	24.18	ADR	36.4	-22.2	.1	38.48	54	-15.52	-	-	-	-	345	211	V
6	10.101	33.72	PK-U	37.1	-21.5	0	49.32	-	-	-	-	68.2	-18.88	164	101	V

* - indicates frequency in CFR47 Pt 15 / IC RSS-Restricted Band
PK-U - U-NII: Maximum Peak
ADR - U-NII AD primary method, RMS average
FCC Part15C 5GHz UNII RSE.TST 30915 16 Jun 2015
Rev 9.5 26 Apr 2016

UL VERIFICATION SERVICES INC. FORM NO: CCSUP4701J
47173 BENICIA STREET, FREMONT, CA 94538, USA TEL: (510) 771-1000 FAX: (510) 661-0888
This report shall not be reproduced except in full, without the written approval of UL Verification Services Inc.

HIGH CHANNEL HORIZONTAL

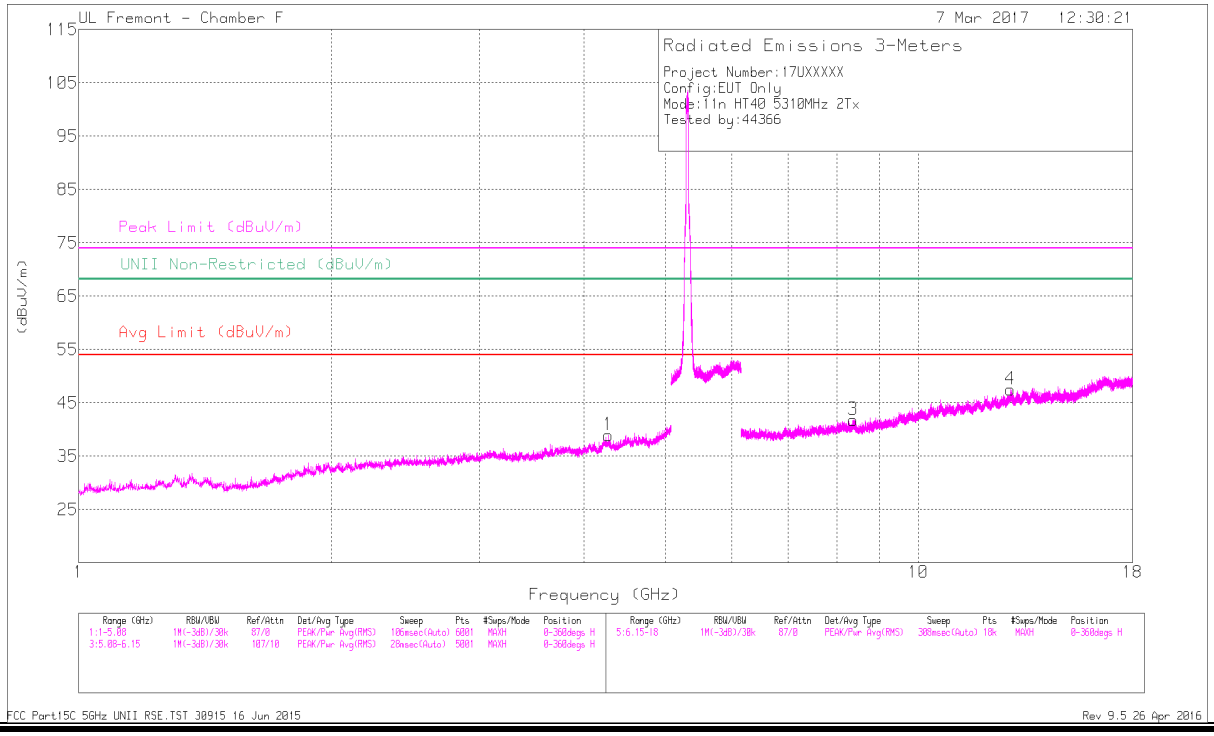

HIGH CHANNEL VERTICAL

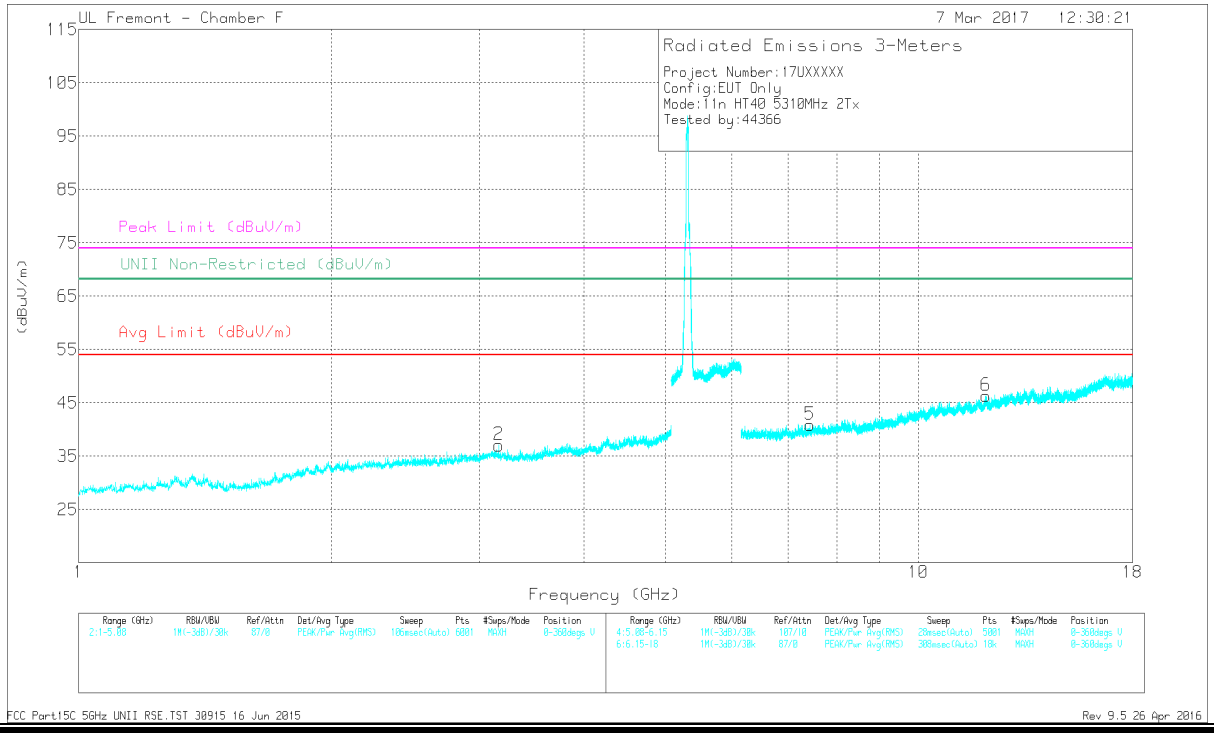

UL VERIFICATION SERVICES INC. FORM NO: CCSUP4701J
47173 BENICIA STREET, FREMONT, CA 94538, USA TEL: (510) 771-1000 FAX: (510) 661-0888
This report shall not be reproduced except in full, without the written approval of UL Verification Services Inc.

DATA

Marker	Frequency (GHz)	Meter Reading (dBuV)	Det	AF T344 (dB/m)	Amp/Cbl/Fltr/Pad (dB)	DC Corr (dB)	Corrected Reading (dBuV/m)	Avg Limit (dBuV/m)	Margin (dB)	Peak Limit (dBuV/m)	PK Margin (dB)	UNII Non-Restricted (dBuV/m)	PK Margin (dB)	Azimuth (Degs)	Height (cm)	Polarity
1	* 4.274	38.83	PK-U	33.7	-26.9	0	45.63	-	-	74	-28.37	-	-	342	326	H
	* 4.272	27.21	ADR	33.7	-26.8	.1	34.21	54	-19.79	-	-	-	-	342	326	H
2	3.165	39.08	PK-U	33.2	-29.9	0	42.38	-	-	-	-	68.2	-25.82	178	231	V
3	* 8.367	35.66	PK-U	35.7	-23.7	0	47.66	-	-	74	-26.34	-	-	163	349	H
	* 8.365	25.26	ADR	35.7	-23.7	.1	37.36	54	-16.64	-	-	-	-	163	349	H
4	12.884	36.58	PK-U	39.3	-21.7	0	54.18	-	-	-	-	68.2	-14.02	323	374	H
5	* 7.435	38.48	PK-U	35.6	-25.7	0	48.38	-	-	74	-25.62	-	-	190	172	V
	* 7.435	26.36	ADR	35.6	-25.7	.1	36.36	54	-17.64	-	-	-	-	190	172	V
6	* 12.047	35.6	PK-U	38.8	-21.6	0	52.8	-	-	74	-21.2	-	-	85	298	V
	* 12.048	24.47	ADR	38.8	-21.6	.1	41.77	54	-12.23	-	-	-	-	85	298	V

* - indicates frequency in CFR47 Pt 15 / IC RSS-Restricted Band
PK-U - U-NII: Maximum Peak
ADR - U-NII AD primary method, RMS average
FCC Part15C 5GHz UNII RSE.TST 30915 16 Jun 2015
Rev 9.5 26 Apr 2016

UL VERIFICATION SERVICES INC. FORM NO: CCSUP4701J
47173 BENICIA STREET, FREMONT, CA 94538, USA TEL: (510) 771-1000 FAX: (510) 661-0888
This report shall not be reproduced except in full, without the written approval of UL Verification Services Inc.

9.1.16. 11ac HT80 UAT 2 SISO MODE IN THE 5.3GHz BAND

AUTHORIZED BANDEDGE (HIGH CHANNEL)

HORIZONTAL

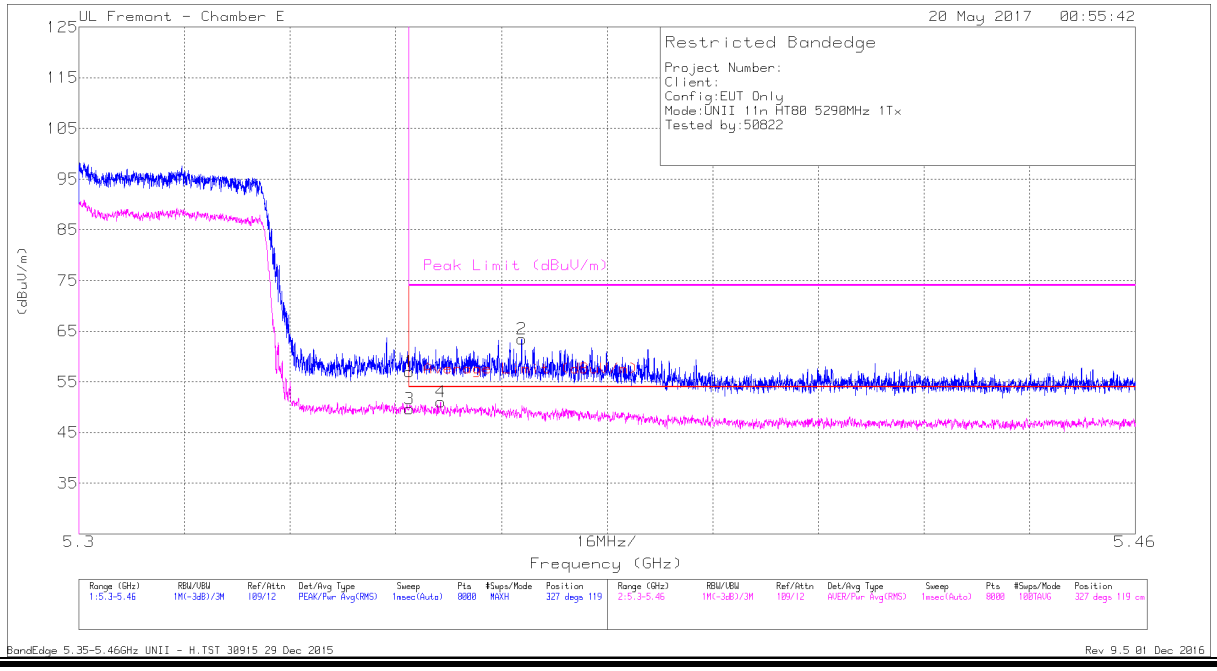

Marker	Frequency (GHz)	Meter Reading (dBuV)	Det	AF T136 (dB/m)	Amp/Cbl/Fltr/Pad (dB)	DC factor	Corrected Reading (dBuV/m)	Average Limit (dBuV/m)	Margin (dB)	Peak Limit (dBuV/m)	PK Margin (dB)	Azimuth (Degs)	Height (cm)	Polarity
1	* 5.35	41.1	Pk	35.2	-19.3		57	-	-	74	-17	327	119	H
2	* 5.367	47.69	Pk	35.2	-19.4		63.49	-	-	74	-10.51	327	119	H
3	* 5.35	33.79	RMS	35.2	-19.3	0.2	49.89	54	-4.31	-	-	327	119	H
4	* 5.355	35.09	RMS	35.2	-19.3	0.2	51.19	54	-2.81	-	-	327	119	H

* - indicates frequency in CFR47 Pt 15 / IC RSS-Restricted Band
Pk - Peak detector
RMS - RMS detection
BandEdge 5.35-5.46GHz UNII - H.TST 30915 29 Dec 2015
Rev 9.5 01 Dec 2016

This report shall not be reproduced except in full, without the written approval of UL Verification Services Inc.

VERTICAL

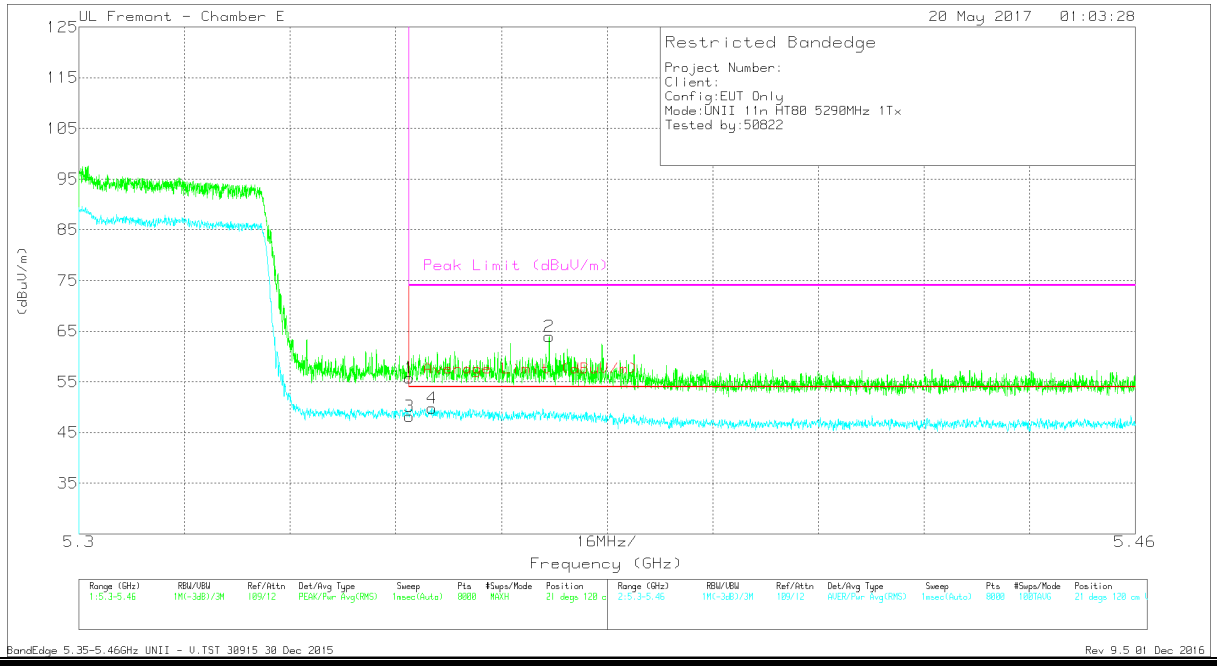

Marker	Frequency (GHz)	Meter Reading (dBuV)	Det	AF T136 (dB/m)	Amp/Cbl/Fltr/Pad (dB)	DC Factor	Corrected Reading (dBuV/m)	Average Limit (dBuV/m)	Margin (dB)	Peak Limit (dBuV/m)	PK Margin (dB)	Azimuth (Degs)	Height (cm)	Polarity
1	* 5.35	39.88	Pk	35.2	-19.3		55.78	-	-	74	-18.22	21	120	V
2	* 5.371	48.03	Pk	35.2	-19.3		63.93	-	-	74	-10.07	21	120	V
3	* 5.35	32.3	RMS	35.2	-19.3	0.2	48.4	54	-5.6	-	-	21	120	V
4	* 5.353	33.86	RMS	35.2	-19.3	0.2	49.96	54	-4.04	-	-	21	120	V

* - indicates frequency in CFR47 Pt 15 / IC RSS-Restricted Band

Pk - Peak detector

RMS - RMS detection

BandEdge 5.35-5.46GHz UNII - V.TST 30915 30 Dec 2015

Rev 9.5 01 Dec 2016

This report shall not be reproduced except in full, without the written approval of UL Verification Services Inc.

9.1.17. 11ac HT80 LAT 3 SISO MODE IN THE 5.3GHz BAND

AUTHORIZED BANDEDGE (HIGH CHANNEL)

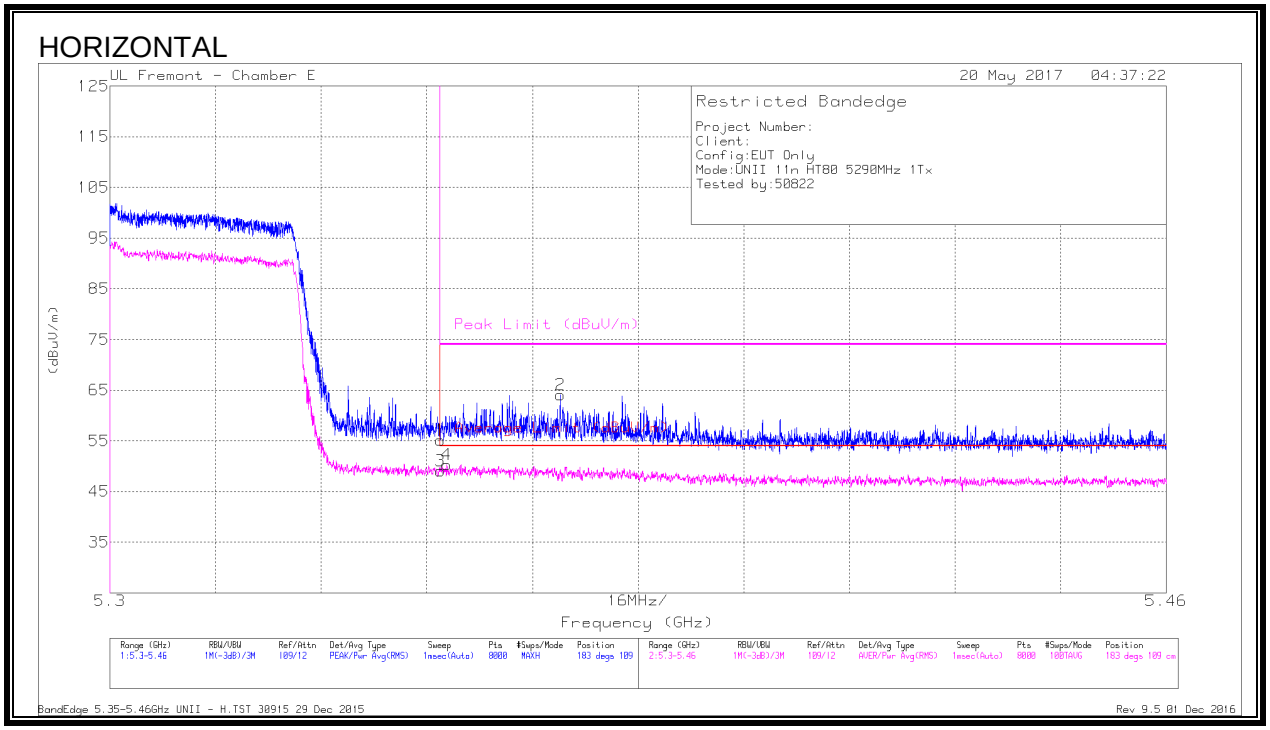

Marker	Frequency (GHz)	Meter Reading (dBuV)	Det	AF T136 (dB/m)	Amp/Cbl/Fltr/Pad (dB)	DC Factor	Corrected Reading (dBuV/m)	Average Limit (dBuV/m)	Margin (dB)	Peak Limit (dBuV/m)	PK Margin (dB)	Azimuth (Degs)	Height (cm)	Polarity
1	* 5.35	39.2	Pk	35.2	-19.3		55.1	-	-	74	-18.9	183	109	H
2	* 5.368	48.18	Pk	35.2	-19.3		64.08	-	-	74	-9.92	183	109	H
3	* 5.35	33.12	RMS	35.2	-19.3	0.2	49.22	54	-4.78	-	-	183	109	H
4	* 5.351	34.37	RMS	35.2	-19.3	0.2	50.47	54	-3.53	-	-	183	109	H

* - indicates frequency in CFR47 Pt 15 / IC RSS-Restricted Band
Pk - Peak detector
RMS - RMS detection
BandEdge 5.35-5.46GHz UNII - H.TST 30915 29 Dec 2015
Rev 9.5 01 Dec 2016

This report shall not be reproduced except in full, without the written approval of UL Verification Services Inc.

VERTICAL

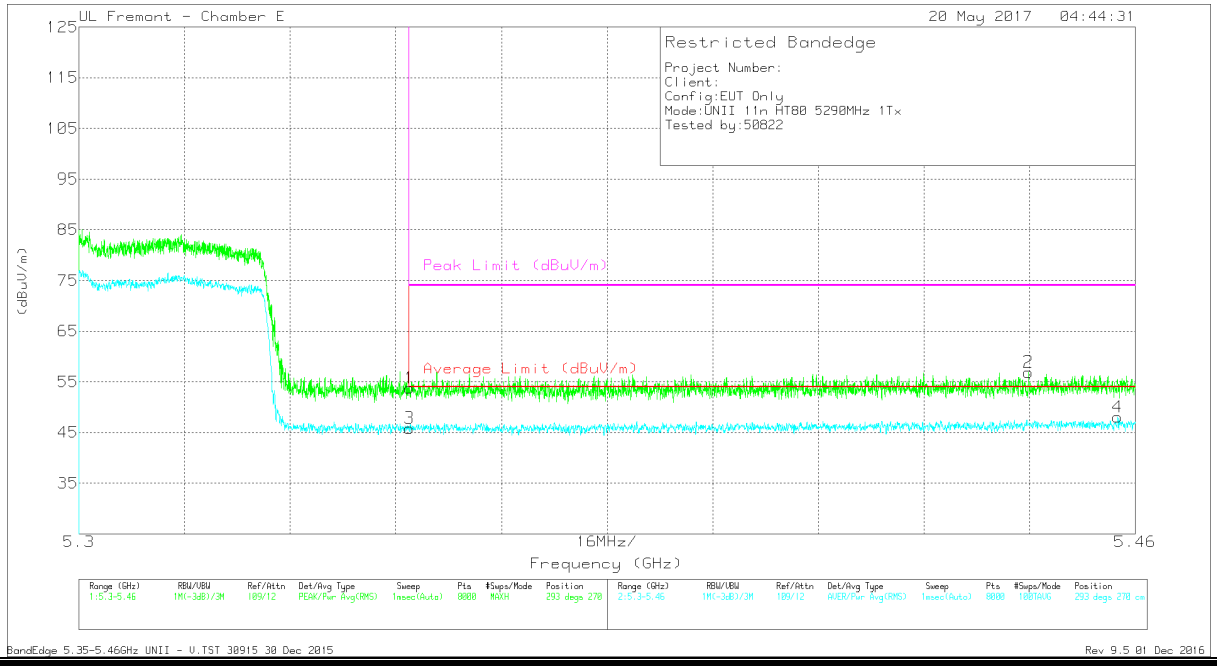

Marker	Frequency (GHz)	Meter Reading (dBuV)	Det	AF T136 (dB/m)	Amp/Cbl/Fltr/Pad (dB)	Dc Factor	Corrected Reading (dBuV/m)	Average Limit (dBuV/m)	Margin (dB)	Peak Limit (dBuV/m)	PK Margin (dB)	Azimuth (Degs)	Height (cm)	Polarity
1	* 5.35	37.83	Pk	35.2	-19.3		53.73	-	-	74	-20.27	293	270	V
2	* 5.444	41.13	Pk	35.1	-19.3		56.93	-	-	74	-17.07	293	270	V
3	* 5.35	29.98	RMS	35.2	-19.3	0.2	46.08	54	-7.92	-	-	293	270	V
4	* 5.457	32.33	RMS	35.1	-19.4	0.2	48.23	54	-5.7	-	-	293	270	V

* - indicates frequency in CFR47 Pt 15 / IC RSS-Restricted Band

Pk - Peak detector

RMS - RMS detection

BandEdge 5.35-5.46GHz UNII - V.TST 30915 30 Dec 2015

Rev 9.5 01 Dec 2016

UL VERIFICATION SERVICES INC. FORM NO: CCSUP4701J
47173 BENICIA STREET, FREMONT, CA 94538, USA TEL: (510) 771-1000 FAX: (510) 661-0888
This report shall not be reproduced except in full, without the written approval of UL Verification Services Inc.

9.1.18. 11ac HT80 2TX CDD MIMO MODE IN THE 5.3GHz BAND

AUTHORIZED BANDEDGE (HIGH CHANNEL)

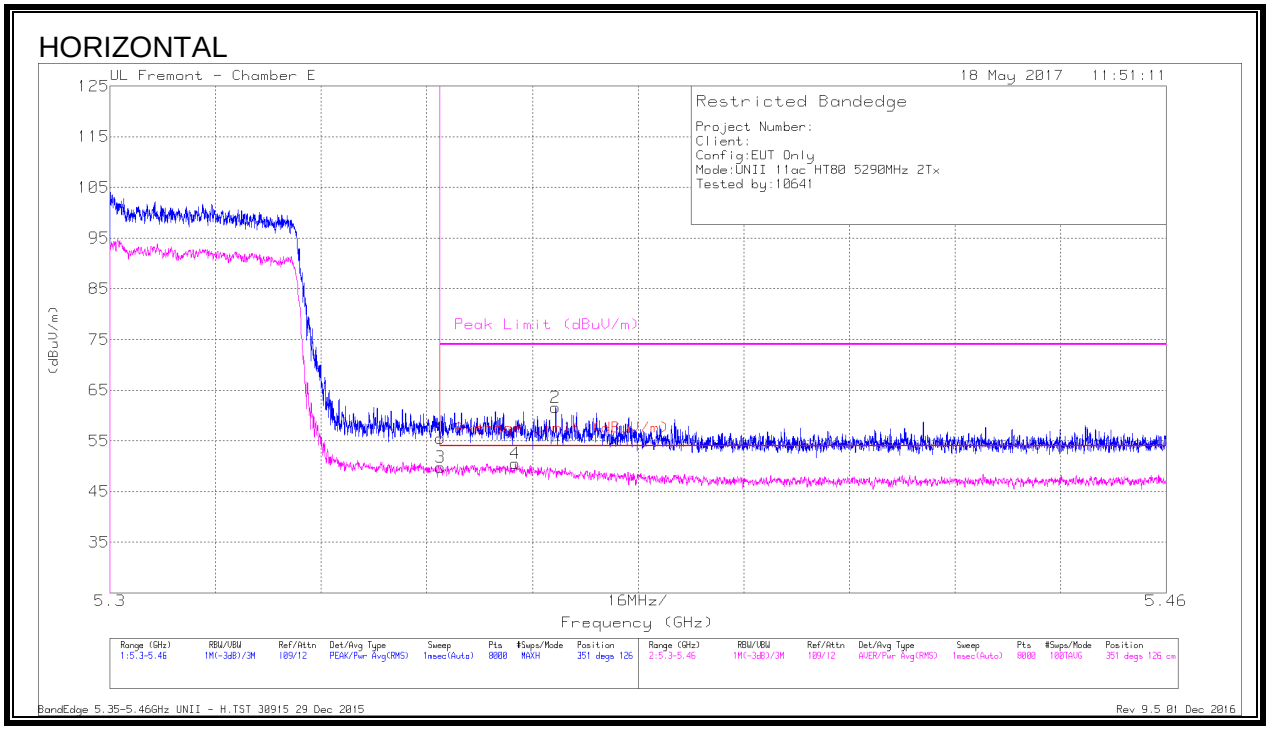

Marker	Frequency (GHz)	Meter Reading (dBuV)	Det	AF T136 (dB/m)	Amp/ Cbl/Flt r/Pad (dB)	DC Corr (dB)	Corrected Reading (dBuV /m)	Average Limit (dBuV /m)	Margin (dB)	Peak Limit (dBuV /m)	PK Margin (dB)	Azimuth (Degs)	Height (cm)	Polarity
1	* 5.35	39.66	Pk	35.2	-19.3	0	55.56	-	-	74	-18.44	351	126	H
2	* 5.368	45.82	Pk	35.2	-19.4	0	61.62	-	-	74	-12.38	351	126	H
3	* 5.35	33.66	RMS	35.2	-19.3	.2	49.76	54	-4.24	-	-	351	126	H
4	* 5.361	34.5	RMS	35.2	-19.4	.2	50.5	54	-3.5	-	-	351	126	H

* - indicates frequency in CFR47 Pt 15 / IC RSS-Restricted Band
Pk - Peak detector
RMS - RMS detection
BandEdge 5.35-5.46GHz UNII - H.TST 30915 29 Dec 2015
Rev 9.5 01 Dec 2016

This report shall not be reproduced except in full, without the written approval of UL Verification Services Inc.

VERTICAL

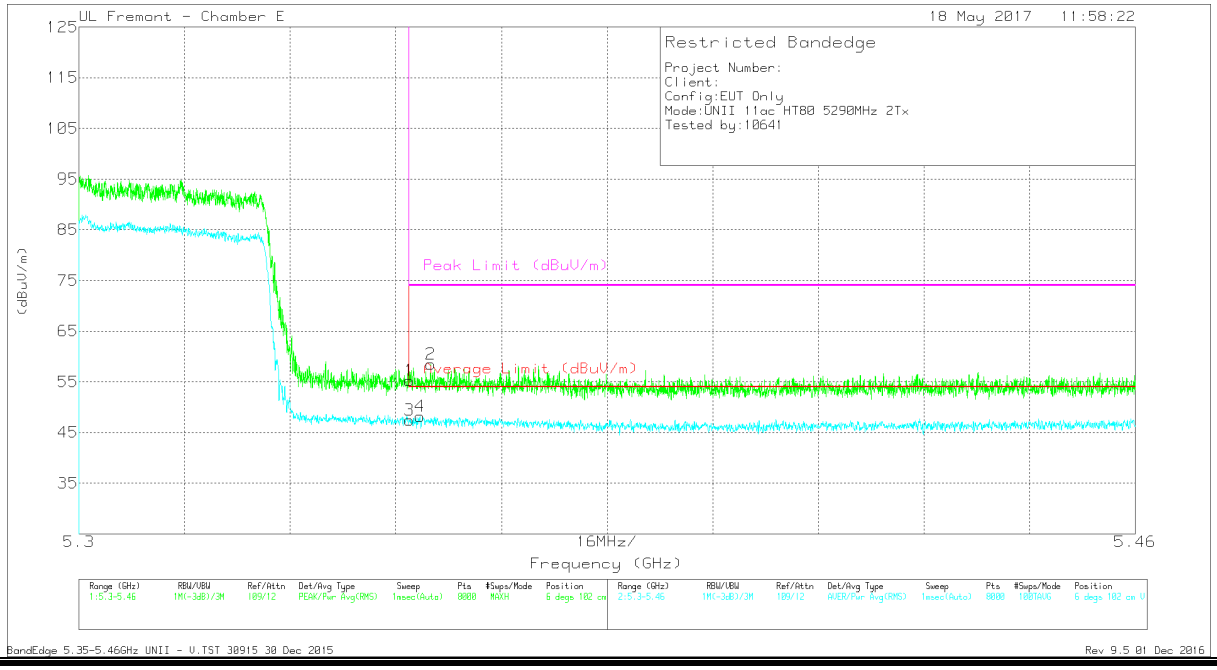

Marker	Frequency (GHz)	Meter Reading (dBuV)	Det	AF T136 (dB/m)	Amp/Cbl/Fltr/Pad (dB)	DC Corr (dB)	Corrected Reading (dBuV/m)	Average Limit (dBuV/m)	Margin (dB)	Peak Limit (dBuV/m)	PK Margin (dB)	Azimuth (Degs)	Height (cm)	Polarity
1	* 5.35	39.38	Pk	35.2	-19.3	0	55.28	-	-	74	-18.72	6	102	V
2	* 5.353	42.61	Pk	35.2	-19.3	0	58.51	-	-	74	-15.49	6	102	V
3	* 5.35	31.55	RMS	35.2	-19.3	.2	47.47	54	-6.53	-	-	6	102	V
4	* 5.352	32.24	RMS	35.2	-19.3	.2	48.16	54	-5.84	-	-	6	102	V

* - indicates frequency in CFR47 Pt 15 / IC RSS-Restricted Band
Pk - Peak detector
RMS - RMS detection
BandEdge 5.35-5.46GHz UNII - V.TST 30915 30 Dec 2015
Rev 9.5 01 Dec 2016

UL VERIFICATION SERVICES INC. FORM NO: CCSUP4701J
47173 BENICIA STREET, FREMONT, CA 94538, USA TEL: (510) 771-1000 FAX: (510) 661-0888
This report shall not be reproduced except in full, without the written approval of UL Verification Services Inc.

HARMONICS AND SPURIOUS EMISSIONS

LOW CHANNEL HORIZONTAL

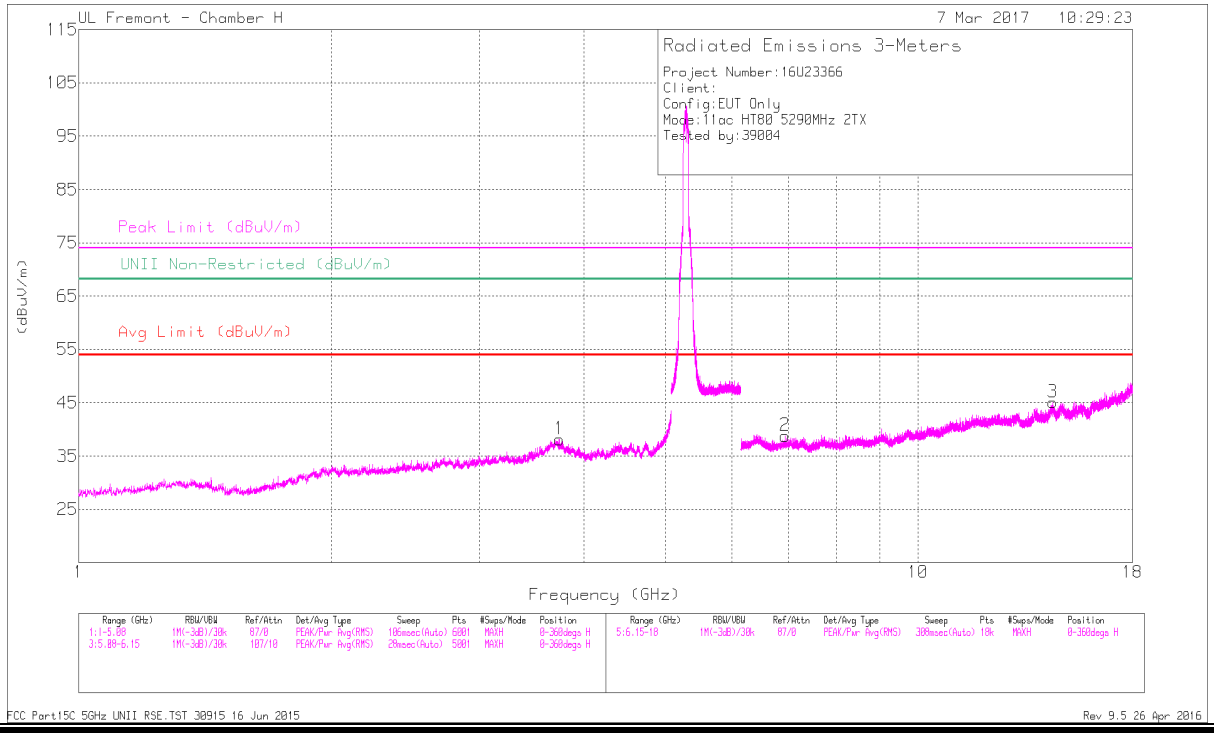

LOW CHANNEL VERTICAL

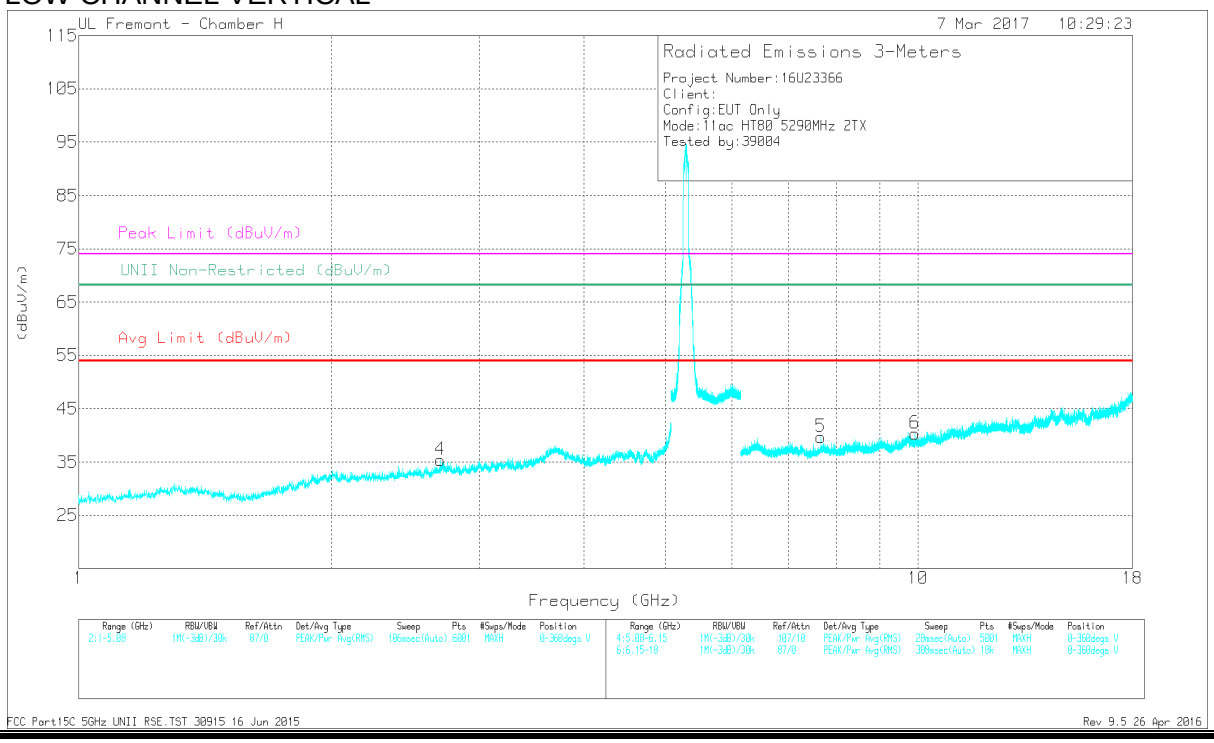

This report shall not be reproduced except in full, without the written approval of UL Verification Services Inc.

DATA

Marker	Frequency (GHz)	Meter Reading (dBuV)	Det	AF T120 (dB/m)	Amp/Cbl/Fltr/Pad (dB)	DC Corr (dB)	Corrected Reading (dBuV/m)	Avg Limit (dBuV/m)	Margin (dB)	Peak Limit (dBuV/m)	PK Margin (dB)	UNII Non-Restricted (dBuV/m)	PK Margin (dB)	Azimuth (Degs)	Height (cm)	Polarity
1	* 3.738	45.02	PK-U	34.6	-35.9	0	43.72	-	-	74	-30.28	-	-	137	346	H
	* 3.739	34.65	ADR	34.6	-35.9	.19	33.54	54	-20.46	-	-	-	-	137	346	H
4	* 2.698	46.58	PK-U	32.6	-37.8	0	41.38	-	-	74	-32.62	-	-	17	216	V
	* 2.698	35.39	ADR	32.6	-37.8	.19	30.38	54	-23.62	-	-	-	-	17	216	V
5	* 7.658	39.97	PK-U	35.8	-30.6	0	45.17	-	-	74	-28.83	-	-	58	212	V
	* 7.658	29.75	ADR	35.8	-30.6	.19	35.14	54	-18.86	-	-	-	-	58	212	V
2	6.949	40.07	PK-U	35.8	-31.4	0	44.47	-	-	-	-	68.2	-23.73	75	256	H
6	9.911	37.71	PK-U	37.5	-29.4	0	45.81	-	-	-	-	68.2	-22.39	66	122	V
3	14.466	35.71	PK-U	39.9	-23.8	0	51.81	-	-	-	-	68.2	-16.39	97	135	H

* - indicates frequency in CFR47 Pt 15 / IC RSS-Restricted Band
PK-U - U-NII: Maximum Peak
ADR - U-NII AD primary method, RMS average
FCC Part15C 5GHz UNII RSE.TST 30915 16 Jun 2015
Rev 9.5 26 Apr 2016

UL VERIFICATION SERVICES INC. FORM NO: CCSUP4701J
47173 BENICIA STREET, FREMONT, CA 94538, USA TEL: (510) 771-1000 FAX: (510) 661-0888
This report shall not be reproduced except in full, without the written approval of UL Verification Services Inc.

9.1.19. 11n HT20 UAT 2 SISO MODE IN THE 5.6GHz BAND

RESTRICTED BANDEDGE (LOW CHANNEL)

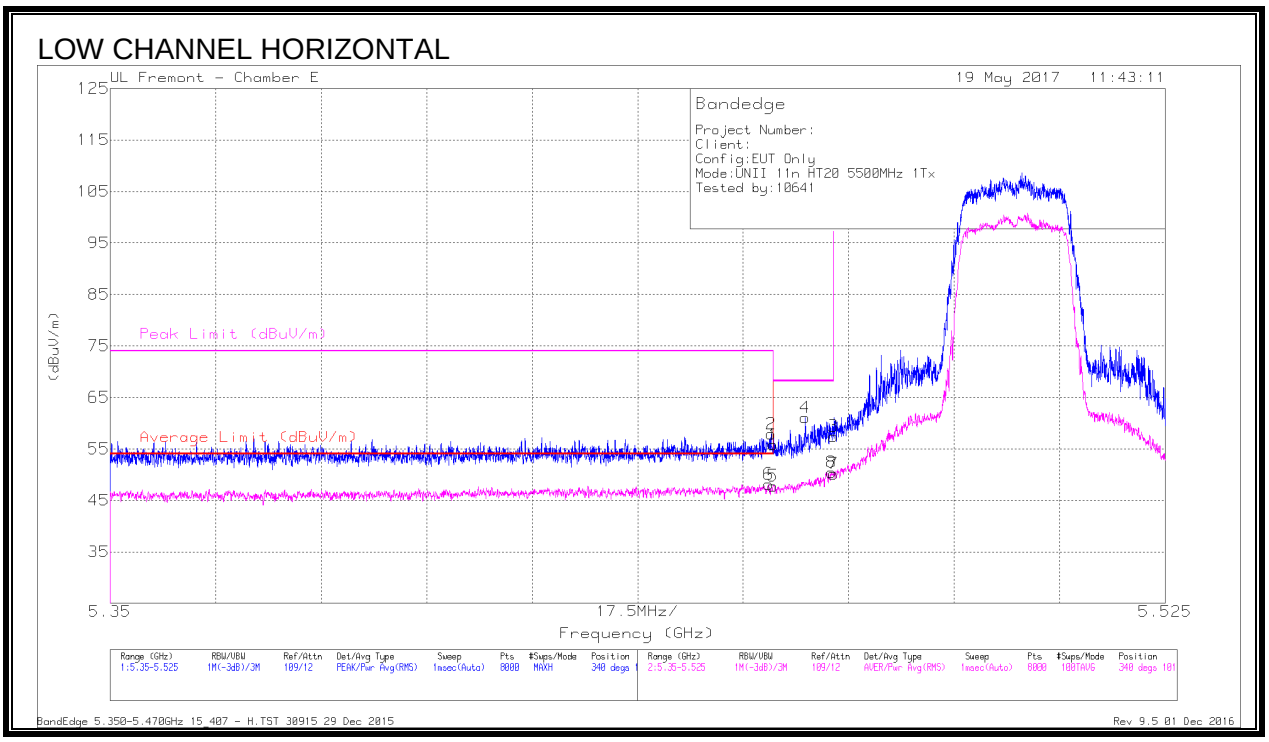

Marker	Frequency (GHz)	Meter Reading (dBuV)	Det	AF T136 (dB/m)	Amp/Cbl/ Fltr/Pad (dB)	Corrected Reading (dBuV/m)	Average Limit (dBuV/m)	Margin (dB)	Peak Limit (dBuV/m)	PK Margin (dB)	Azimuth (Degs)	Height (cm)	Polarity
6	* 5.459	32.35	RMS	35.1	-19.3	48.15	54	-5.85	-	-	340	101	H
1	* 5.46	40.03	Pk	35.1	-19.3	55.83	-	-	74	-18.17	340	101	H
2	* 5.46	42.11	Pk	35.1	-19.3	57.91	-	-	74	-16.09	340	101	H
5	* 5.46	31.99	RMS	35.1	-19.3	47.79	54	-6.21	-	-	340	101	H
4	5.465	45.37	Pk	35.1	-19.4	61.07	-	-	68.2	-7.13	340	101	H
3	5.47	41.75	Pk	35.1	-19.4	57.45	-	-	68.2	-10.75	340	101	H
7	5.47	34.46	RMS	35.1	-19.4	50.16	-	-	-	-	340	101	H
8	5.47	34.75	RMS	35.1	-19.4	50.45	-	-	-	-	340	101	H

* - indicates frequency in CFR47 Pt 15 / IC RSS-Restricted Band
Pk - Peak detector
RMS - RMS detection
BandEdge 5.350-5.470GHz 15_407 - H.TST 30915 29 Dec 2015
Rev 9.5 01 Dec 2016

This report shall not be reproduced except in full, without the written approval of UL Verification Services Inc.

LOW CHANNEL VERTICAL

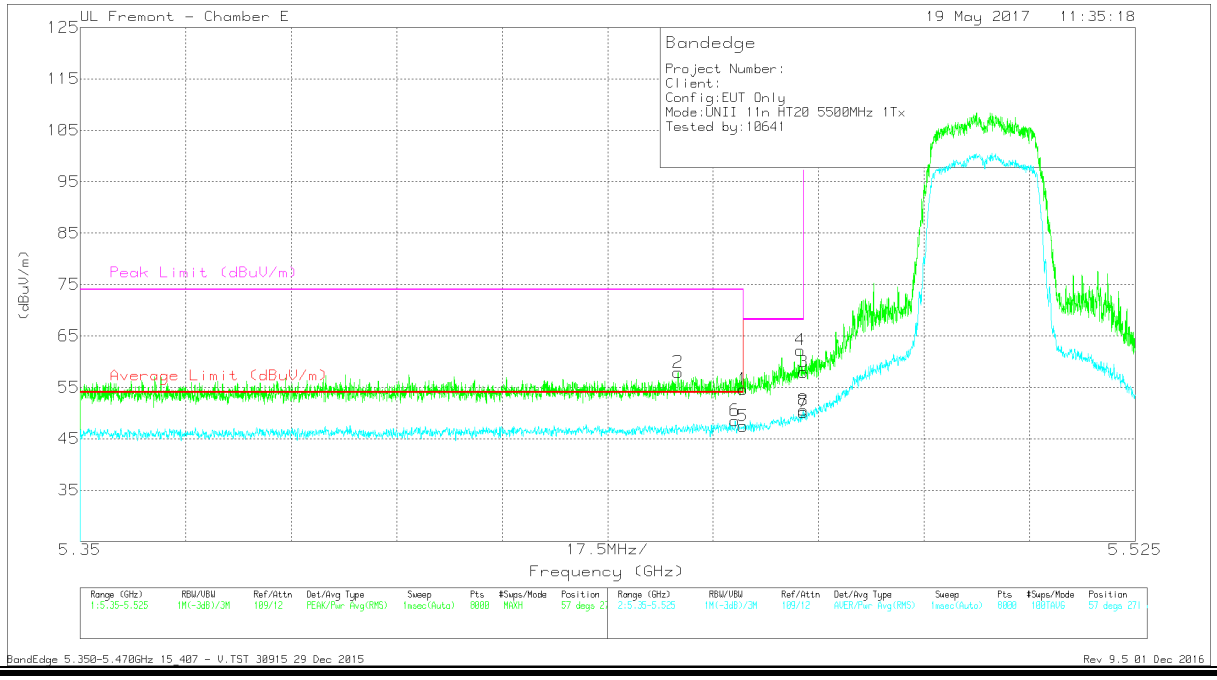

Marker	Frequency (GHz)	Meter Reading (dBuV)	Det	AF T136 (dB/m)	Amp/Cbl/ Fltr/Pad (dB)	Corrected Reading (dBuV/m)	Average Limit (dBuV/m)	Margin (dB)	Peak Limit (dBuV/m)	PK Margin (dB)	Azimuth (Degs)	Height (cm)	Polarity
1	* 5.46	38.85	Pk	35.1	-19.3	54.65	-	-	74	-19.35	57	271	V
2	* 5.449	42.13	Pk	35.1	-19.3	57.93	-	-	74	-16.07	57	271	V
5	* 5.46	31.66	RMS	35.1	-19.3	47.46	54	-6.54	-	-	57	271	V
6	* 5.459	32.74	RMS	35.1	-19.3	48.54	54	-5.46	-	-	57	271	V
4	5.469	46.53	Pk	35.1	-19.4	62.23	-	-	68.2	-5.97	57	271	V
3	5.47	42.27	Pk	35.1	-19.4	57.97	-	-	68.2	-10.23	57	271	V
7	5.47	34.46	RMS	35.1	-19.4	50.16	-	-	-	-	57	271	V
8	5.47	34.87	RMS	35.1	-19.4	50.57	-	-	-	-	57	271	V

* - indicates frequency in CFR47 Pt 15 / IC RSS-Restricted Band

Pk - Peak detector

RMS - RMS detection

BandEdge 5.350-5.470GHz 15_407 - V.TST 30915 29 Dec 2015
Rev 9.5 01 Dec 2016

This report shall not be reproduced except in full, without the written approval of UL Verification Services Inc.

AUTHORIZED BANDEDGE (HIGH CHANNEL)

HIGH CHANNEL HORIZONTAL

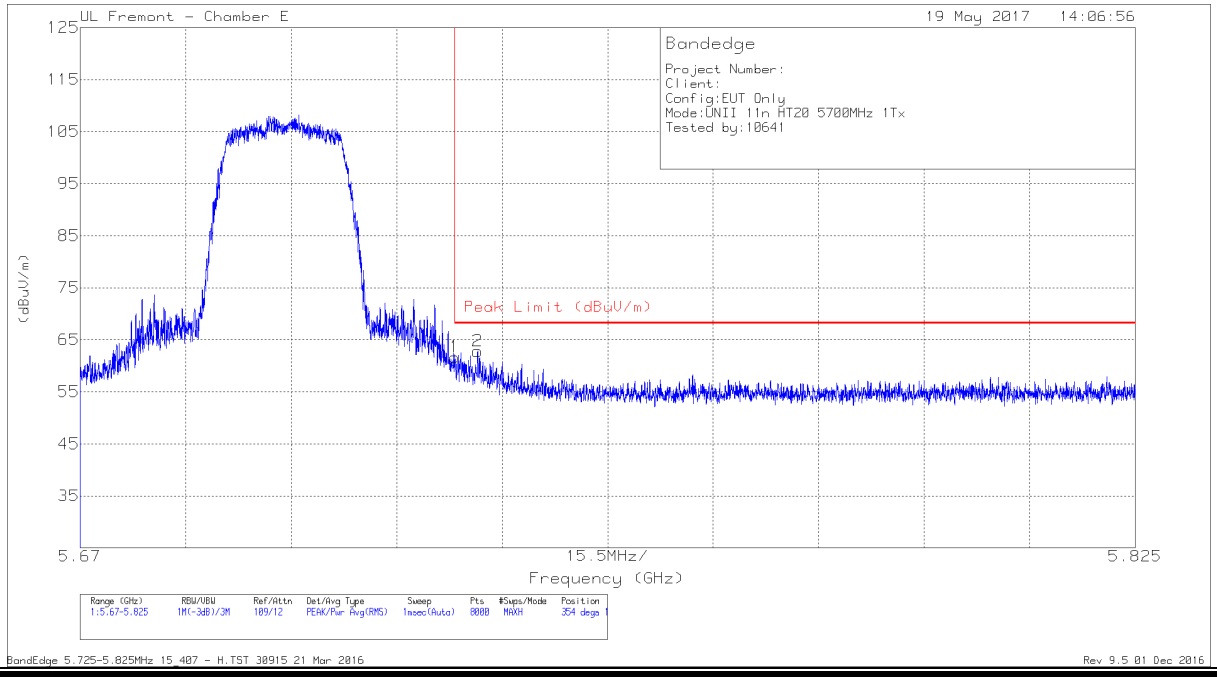

Marker	Frequency (GHz)	Meter Reading (dBuV)	Det	AF T136 (dB/m)	Amp/Cbl /Fltr/Pad (dB)	Corrected Reading (dBuV/m)	Peak Limit (dBuV/m)	PK Margin (dB)	Azimuth (Degs)	Height (cm)	Polarity
1	5.725	46.37	Pk	34.9	-19.6	61.67	68.2	-6.53	354	141	H
2	5.728	47.41	Pk	34.9	-19.5	62.81	68.2	-5.39	354	141	H

* - indicates frequency in CFR47 Pt 15 / IC RSS-Restricted Band

Pk - Peak detector

BandEdge 5.725-5.825MHz 15_407 - H.TST 30915 21 Mar 2016

Rev 9.5 01 Dec 2016

UL VERIFICATION SERVICES INC. FORM NO: CCSUP4701J
47173 BENICIA STREET, FREMONT, CA 94538, USA TEL: (510) 771-1000 FAX: (510) 661-0888

This report shall not be reproduced except in full, without the written approval of UL Verification Services Inc.

HIGH CHANNEL VERTICAL

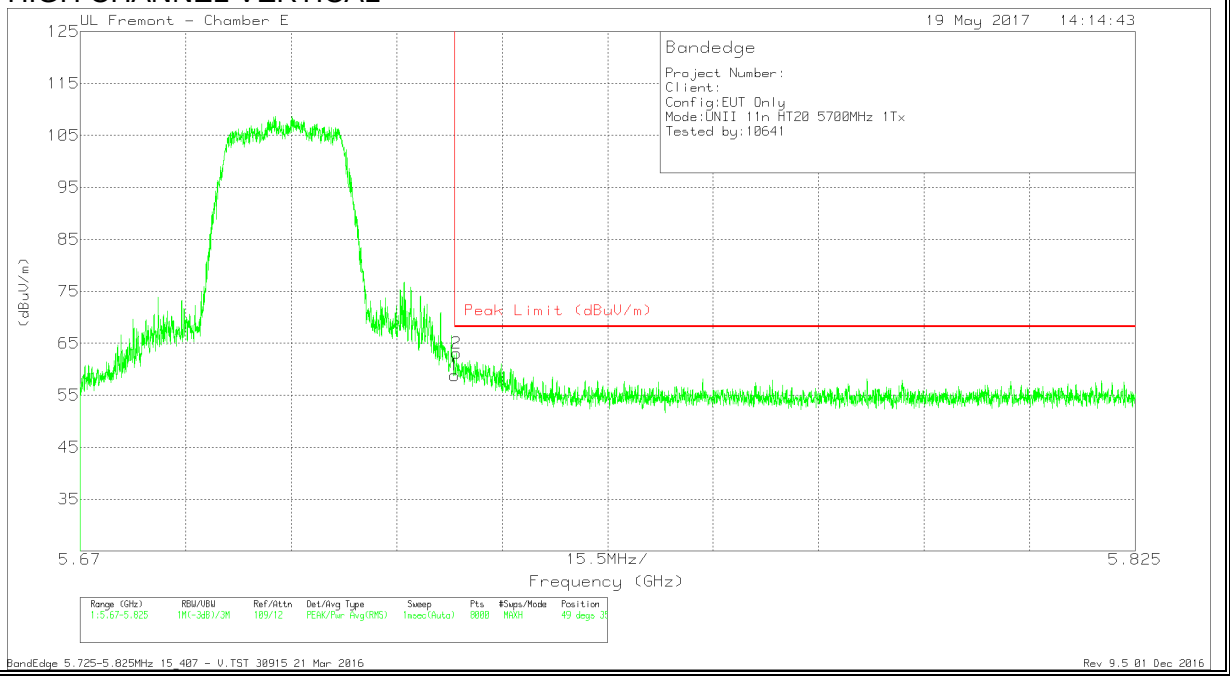

Marker	Frequency (GHz)	Meter Reading (dBuV)	Det	AF T136 (dB/m)	Amp/Cbl/Fltr/Pad (dB)	Corrected Reading (dBuV/m)	Peak Limit (dBuV/m)	PK Margin (dB)	Azimuth (Degs)	Height (cm)	Polarity
1	5.725	43.52	Pk	34.9	-19.6	58.82	68.2	-9.38	49	355	V
2	5.725	47.71	Pk	34.9	-19.5	63.11	68.2	-5.09	49	355	V

Pk - Peak detector

BandEdge 5.725-5.825MHz 15_407 - V.TST 30915 21 Mar 2016
Rev 9.5 01 Dec 2016

This report shall not be reproduced except in full, without the written approval of UL Verification Services Inc.

HARMONICS AND SPURIOUS EMISSIONS

Note: Covered by HT20, CDD 2TX MIMO

UL VERIFICATION SERVICES INC. FORM NO: CCSUP4701J
47173 BENICIA STREET, FREMONT, CA 94538, USA TEL: (510) 771-1000 FAX: (510) 661-0888
This report shall not be reproduced except in full, without the written approval of UL Verification Services Inc.

9.1.20. 11n HT20 LAT 3 SISO MODE IN THE 5.6GHz BAND

RESTRICTED BANDEDGE (LOW CHANNEL)

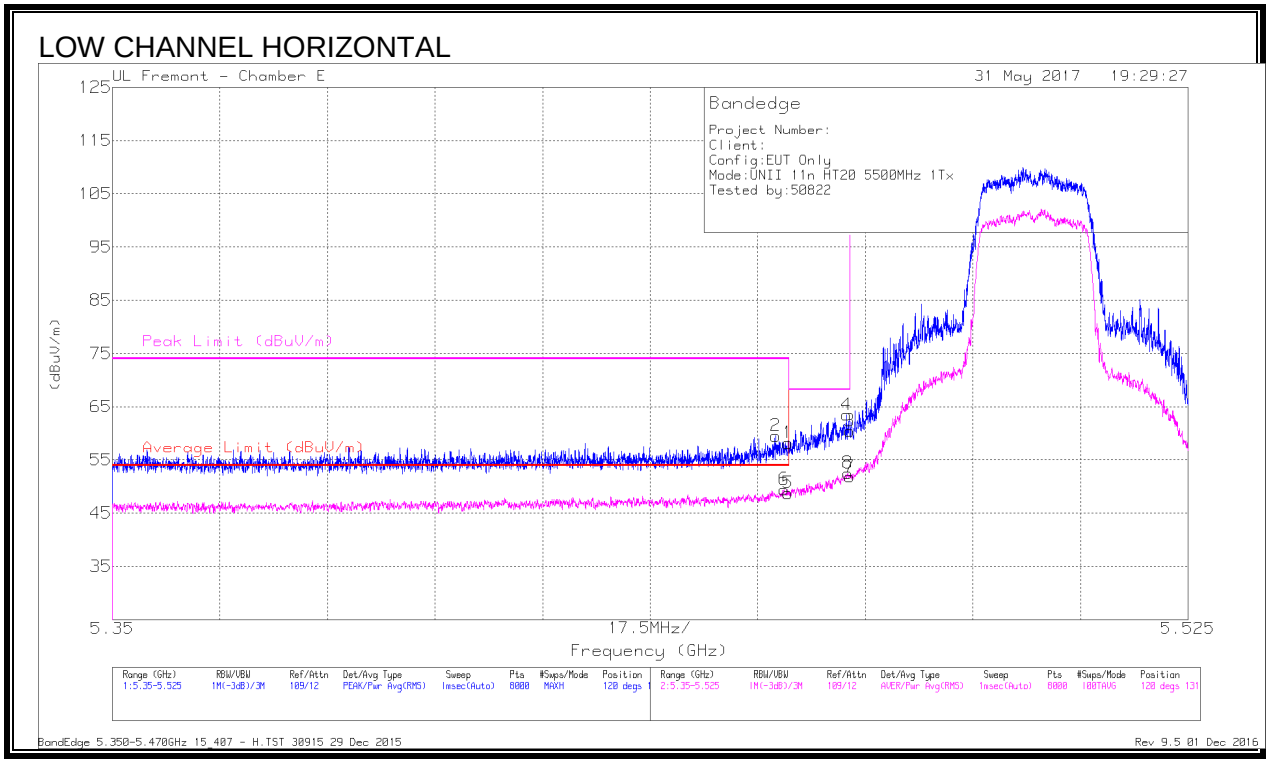

Marker	Frequency (GHz)	Meter Reading (dBuV)	Det	AF T136 (dB/m)	Amp/Cbl/F ltr/Pad (dB)	Corrected Reading (dBuV/m)	Average Limit (dBuV/m)	Margin (dB)	Peak Limit (dBuV/m)	PK Margin (dB)	Azimuth (Degs)	Height (cm)	Polarity
1	* 5.46	42.36	Pk	35.1	-19.3	58.16	-	-	74	-15.84	120	131	H
2	* 5.458	43.71	Pk	35.1	-19.3	59.51	-	-	74	-14.49	120	131	H
3	5.47	44.74	Pk	35.1	-19.4	60.44	-	-	68.2	-7.76	120	131	H
4	5.469	47.78	Pk	35.1	-19.4	63.48	-	-	68.2	-4.72	120	131	H
5	* 5.46	32.96	RMS	35.1	-19.3	48.76	54	-5.24	-	-	120	131	H
6	* 5.459	33.66	RMS	35.1	-19.3	49.46	54	-4.54	-	-	120	131	H
7	5.47	36.16	RMS	35.1	-19.4	51.86	-	-	-	-	120	131	H
8	5.47	36.81	RMS	35.1	-19.4	52.51	-	-	-	-	120	131	H

* - indicates frequency in CFR47 Pt 15 / IC RSS-Restricted Band
Pk - Peak detector
RMS - RMS detection
BandEdge 5.350-5.470GHz 15_407 - H.TST 30915 29 Dec 2015
Rev 9.5 01 Dec 2016

UL VERIFICATION SERVICES INC. FORM NO: CCSUP4701J
47173 BENICIA STREET, FREMONT, CA 94538, USA TEL: (510) 771-1000 FAX: (510) 661-0888
This report shall not be reproduced except in full, without the written approval of UL Verification Services Inc.

LOW CHANNEL VERTICAL

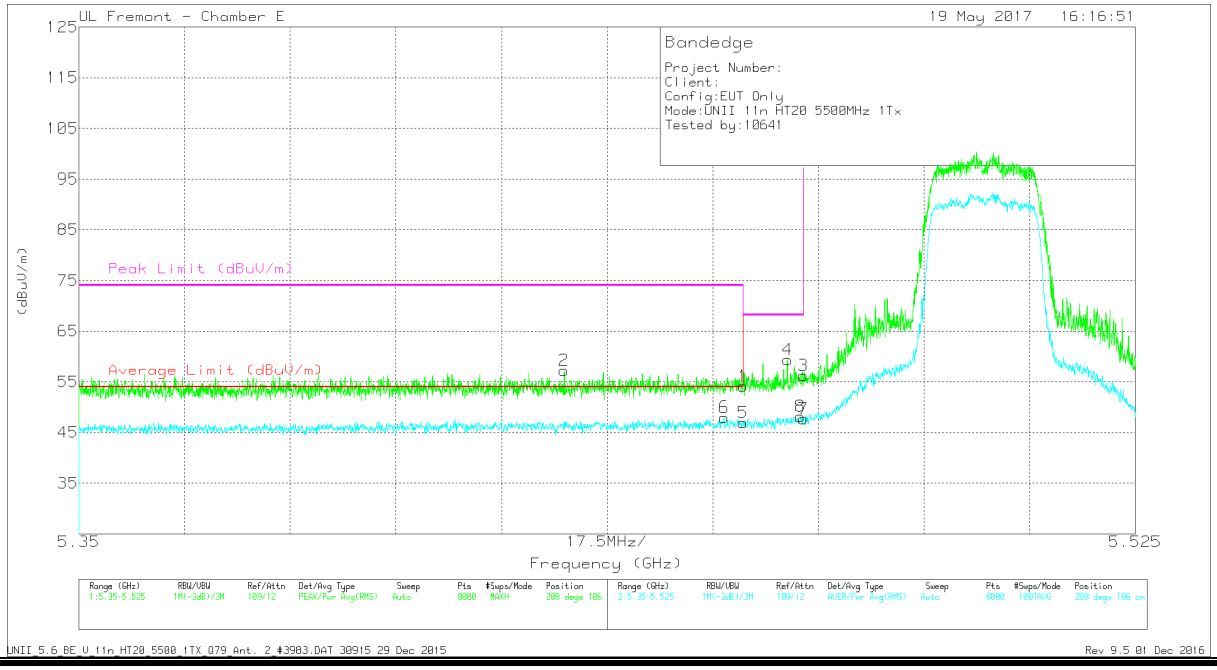

Marker	Frequency (GHz)	Meter Reading (dBuV)	Det	AF T136 (dB/m)	Amp/Cbl/ Fltr/Pad (dB)	Corrected Reading (dBuV/m)	Average Limit (dBuV/m)	Margin (dB)	Peak Limit (dBuV/m)	PK Margin (dB)	Azimuth (Degs)	Height (cm)	Polarity
1	* 5.46	38.39	Pk	35.1	-19.3	54.19	-	-	74	-19.81	208	106	V
2	* 5.43	41.48	Pk	35.1	-19.3	57.28	-	-	74	-16.72	208	106	V
3	5.47	40.57	Pk	35.1	-19.4	56.27	-	-	68.2	-11.93	208	106	V
4	5.467	43.78	Pk	35.1	-19.5	59.38	-	-	68.2	-8.82	208	106	V
5	* 5.46	31.14	RMS	35.1	-19.3	46.94	54	-7.06	-	-	208	106	V
6	* 5.457	32.29	RMS	35.1	-19.4	47.99	54	-6.01	-	-	208	106	V
7	5.47	32.04	RMS	35.1	-19.4	47.74	-	-	-	-	208	106	V
8	5.47	32.53	RMS	35.1	-19.4	48.23	-	-	-	-	208	106	V

* - indicates frequency in CFR47 Pt 15 / IC RSS-Restricted Band
Pk - Peak detector
RMS - RMS detection
UNII_5.6_BE_V_11n_HT20_5500_1TX_Q79_Ant. 2_#3983.DAT 30915 29 Dec 2015
Rev 9.5 01 Dec 2016

UL VERIFICATION SERVICES INC. FORM NO: CCSUP4701J
47173 BENICIA STREET, FREMONT, CA 94538, USA TEL: (510) 771-1000 FAX: (510) 661-0888
This report shall not be reproduced except in full, without the written approval of UL Verification Services Inc.

AUTHORIZED BANDEDGE (HIGH CHANNEL)

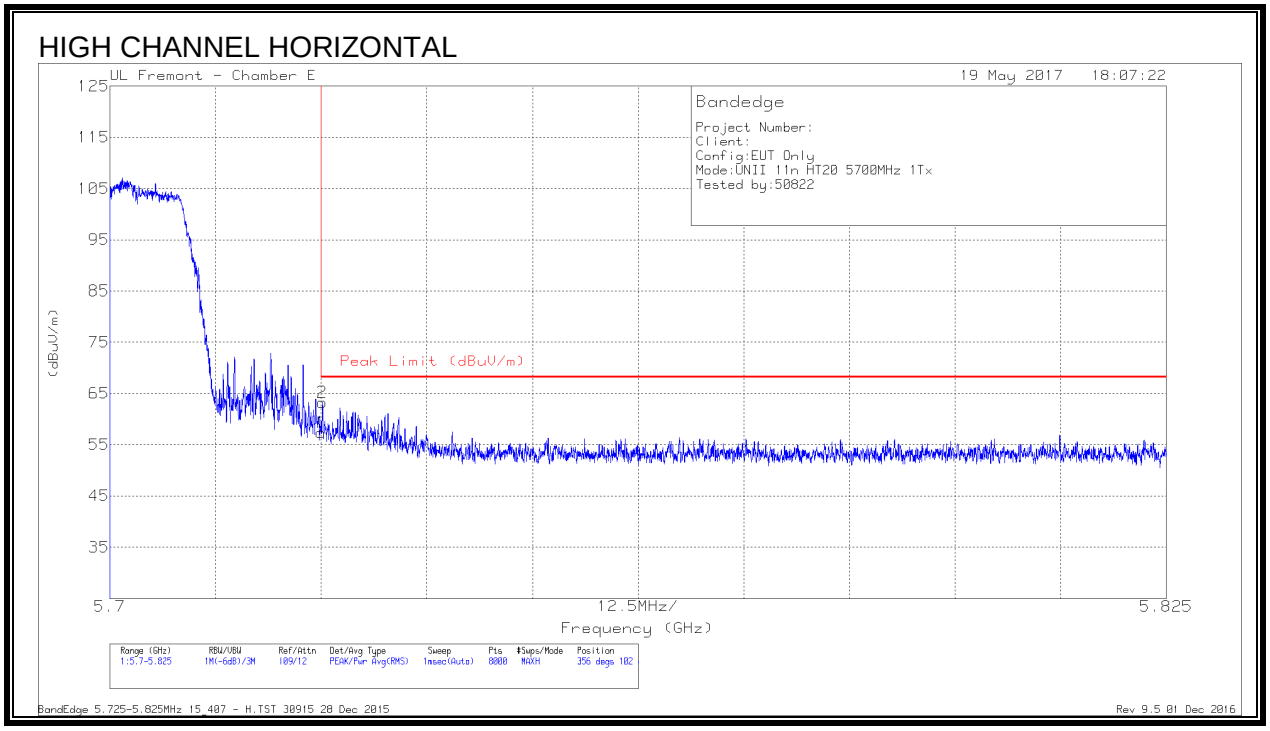

Marker	Frequency (GHz)	Meter Reading (dBuV)	Det	AF T136 (dB/m)	Amp/Cbl/Fltr/Pad (dB)	Corrected Reading (dBuV/m)	Peak Limit (dBuV/m)	PK Margin (dB)	Azimuth (Degs)	Height (cm)	Polarity
1	5.725	42.1	Pk	34.9	-19.6	57.4	68.2	-10.8	356	102	H
2	5.725	47.91	Pk	34.9	-19.6	63.21	68.2	-4.99	356	102	H

Pk - Peak detector
BandEdge 5.725-5.825MHz 15_407 - H.TST 30915 28 Dec 2015
Rev 9.5 01 Dec 2016

This report shall not be reproduced except in full, without the written approval of UL Verification Services Inc.

HIGH CHANNEL VERTICAL

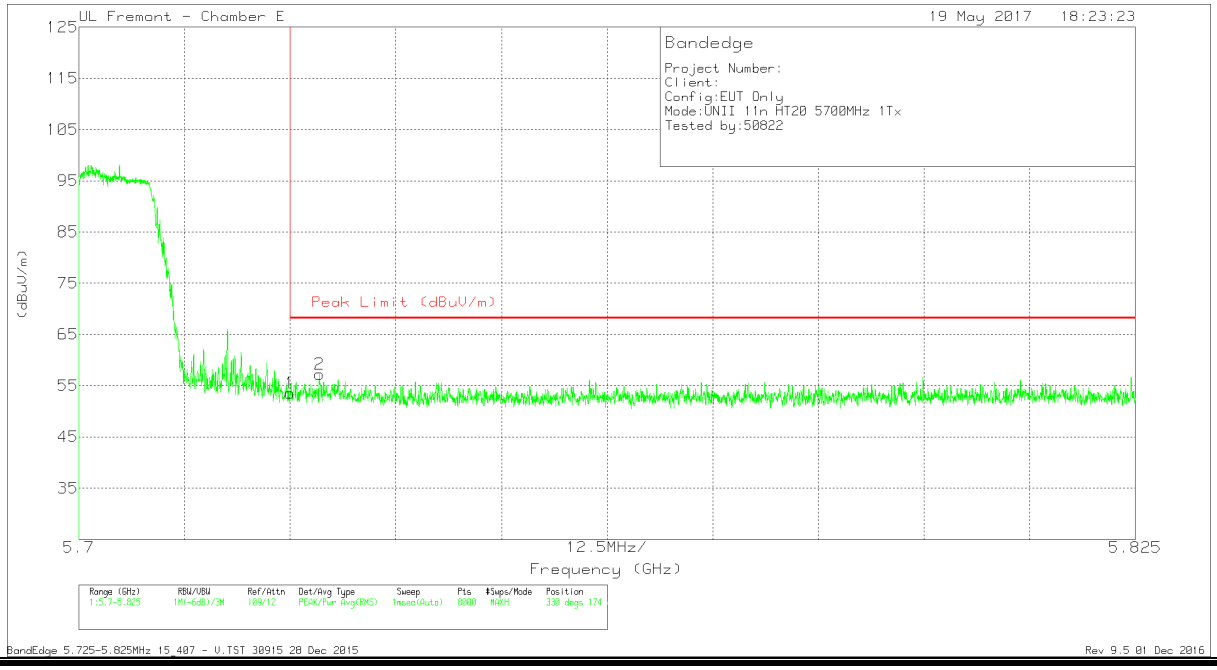

Marker	Frequency (GHz)	Meter Reading (dBuV)	Det	AF T136 (dB/m)	Amp/Cbl/Fltr/Pad (dB)	Corrected Reading (dBuV/m)	Peak Limit (dBuV/m)	PK Margin (dB)	Azimuth (Degs)	Height (cm)	Polarity
1	5.725	38.31	Pk	34.9	-19.6	53.61	68.2	-14.59	330	174	V
2	5.728	41.83	Pk	34.9	-19.5	57.23	68.2	-10.97	330	174	V

Pk - Peak detector

BandEdge 5.725-5.825MHz 15_407 - V.TST 30915 28 Dec 2015
Rev 9.5 01 Dec 2016

UL VERIFICATION SERVICES INC. FORM NO: CCSUP4701J
47173 BENICIA STREET, FREMONT, CA 94538, USA TEL: (510) 771-1000 FAX: (510) 661-0888
This report shall not be reproduced except in full, without the written approval of UL Verification Services Inc.

9.1.21. 11n HT20 2TX CDD MIMO MODE IN THE 5.6GHz BAND

RESTRICTED BANDEDGE (LOW CHANNEL)

LOW CHANNEL HORIZONTAL

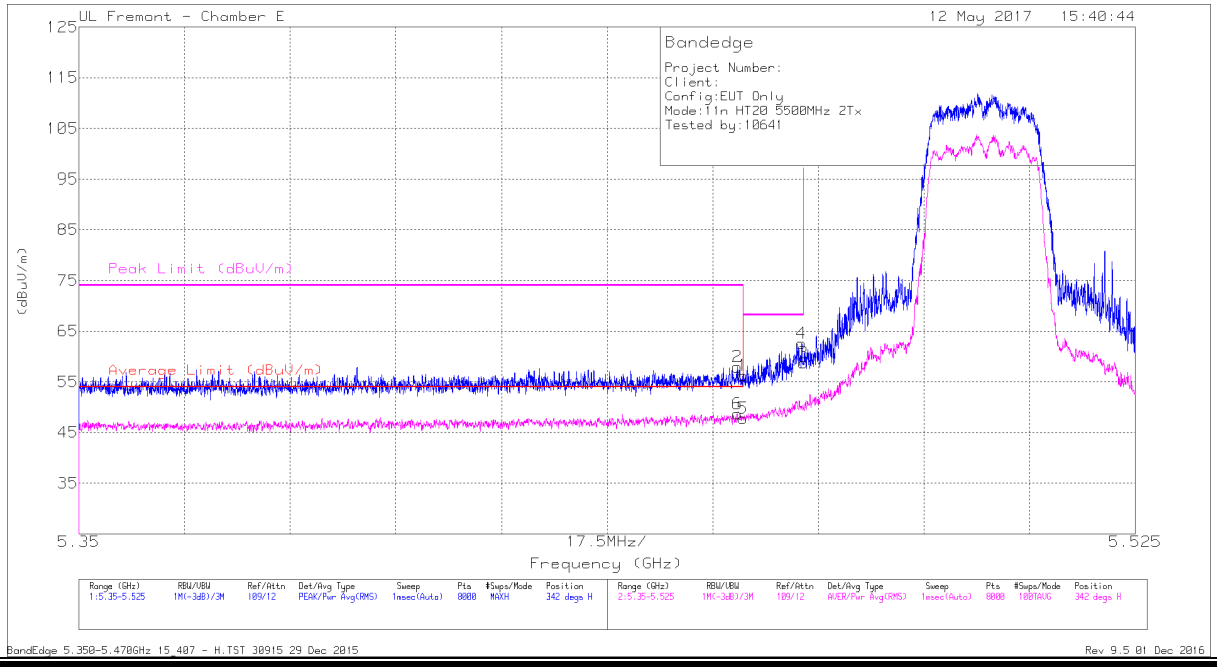

Marker	Frequency (GHz)	Meter Reading (dBuV)	Det	AF T136 (dB/m)	Amp/Cbl/Fltr/Pad (dB)	Corrected Reading (dBuV/m)	Average Limit (dBuV/m)	Margin (dB)	Peak Limit (dBuV/m)	PK Margin (dB)	Azimuth (Degs)	Height (cm)	Polarity
1	* 5.46	40.42	Pk	35.1	-19.3	56.22	-	-	74	-17.78	342	106	H
2	* 5.459	42.13	Pk	35.1	-19.3	57.93	-	-	74	-16.07	342	106	H
5	* 5.46	31.96	RMS	35.1	-19.3	47.76	54	-6.24	-	-	342	106	H
6	* 5.459	32.88	RMS	35.1	-19.3	48.68	54	-5.32	-	-	342	106	H
3	5.47	42.98	Pk	35.1	-19.4	58.68	-	-	68.2	-9.52	342	106	H
4	5.47	46.9	Pk	35.1	-19.4	62.6	-	-	68.2	-5.6	342	106	H

* - indicates frequency in CFR47 Pt 15 / IC RSS-Restricted Band
Pk - Peak detector
RMS - RMS detection
BandEdge 5.350-5.470GHz 15_407 - H.TST 30915 29 Dec 2015
Rev 9.5 01 Dec 2016

This report shall not be reproduced except in full, without the written approval of UL Verification Services Inc.

LOW CHANNEL VERTICAL

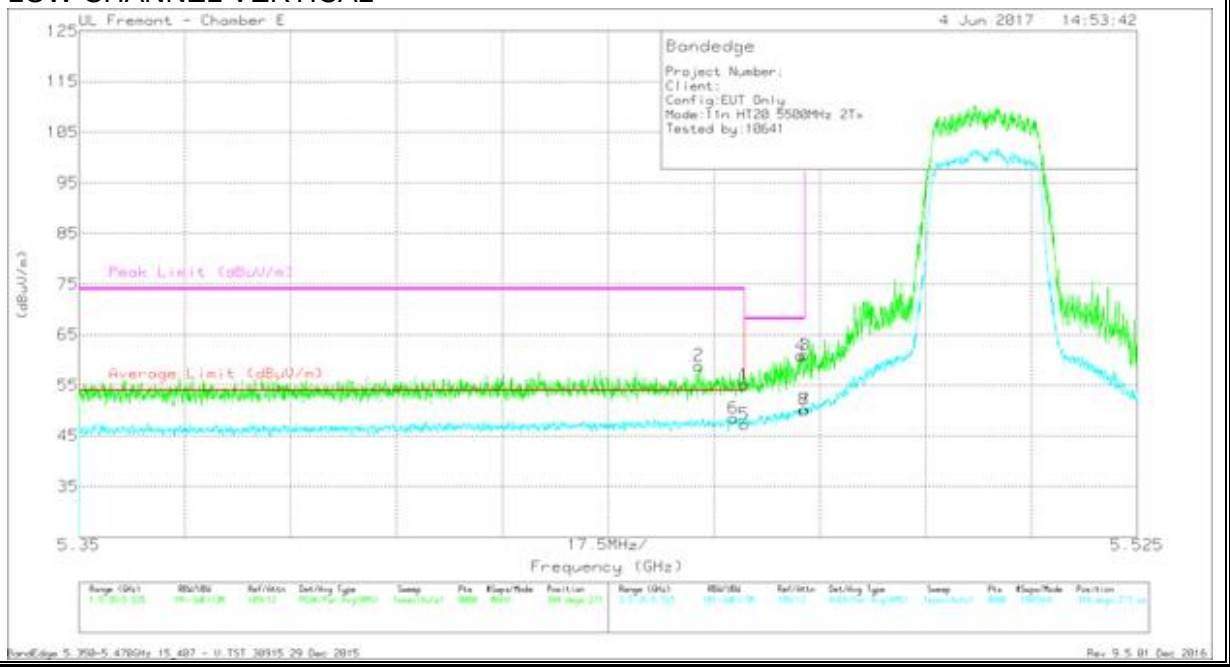

Marker	Frequency (GHz)	Meter Reading (dBuV)	Det	AF T136 (dB/m)	Amp/Cbl/Fltr/Pad (dB)	Corrected Reading (dBuV/m)	Average Limit (dBuV/m)	Margin (dB)	Peak Limit (dBuV/m)	PK Margin (dB)	Azimuth (Degs)	Height (cm)	Polarity
2	* 5.453	43.12	Pk	35.1	-19.3	58.92	-	-	74	-15.08	344	271	V
6	* 5.458	32.78	RMS	35.1	-19.3	48.58	54	-5.42	-	-	344	271	V
1	* 5.46	39.35	Pk	35.1	-19.3	55.15	-	-	74	-18.85	344	271	V
5	* 5.46	31.5	RMS	35.1	-19.3	47.3	54	-6.7	-	-	344	271	V
4	5.469	45.12	Pk	35.1	-19.4	60.82	-	-	68.2	-7.38	344	271	V
3	5.47	45.29	Pk	35.1	-19.4	60.99	-	-	68.2	-7.21	344	271	V
7	5.47	34.46	RMS	35.1	-19.4	50.16	-	-	-	-	344	271	V
8	5.47	34.47	RMS	35.1	-19.4	50.17	-	-	-	-	344	271	V

* - indicates frequency in CFR47 Pt 15 / IC RSS-Restricted Band
Pk - Peak detector
RMS - RMS detection
BandEdge 5.350-5.470GHz 15_407 - V.TST 30915 29 Dec 2015
Rev 9.5 01 Dec 2016

This report shall not be reproduced except in full, without the written approval of UL Verification Services Inc.

RESTRICTED BANDEDGE (LOW CHANNEL)

LOW CHANNEL HORIZONTAL

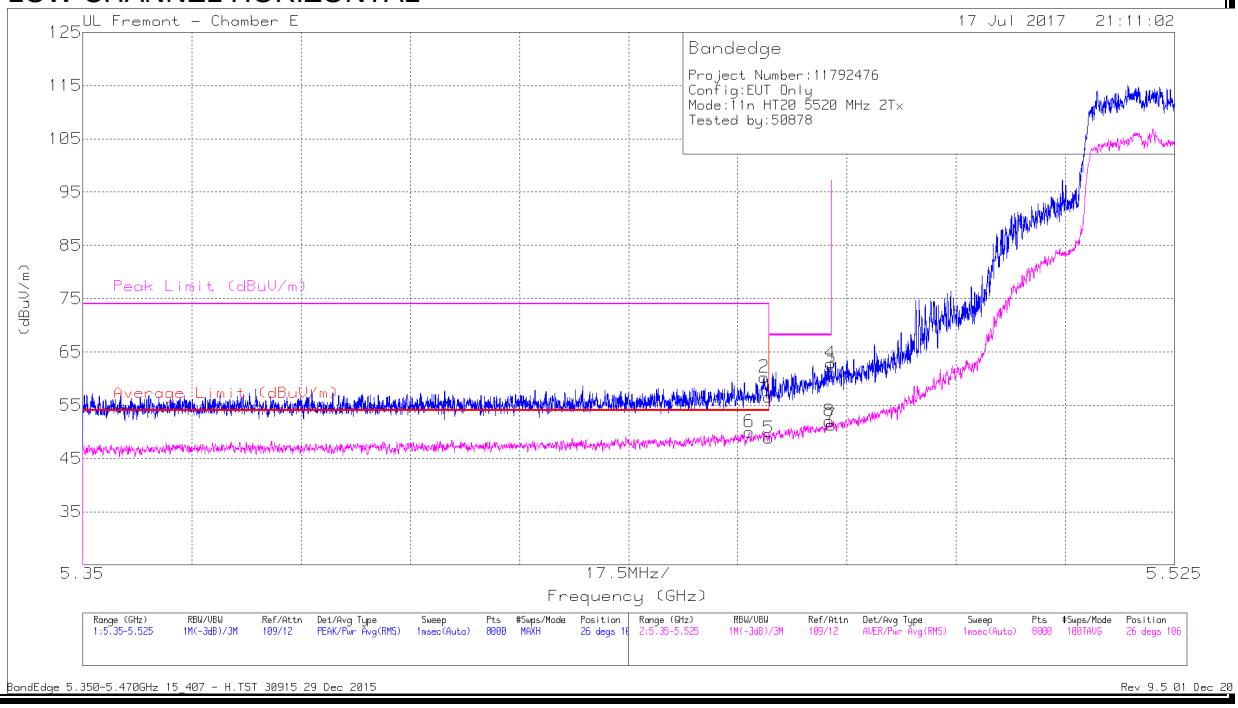

Marker	Frequency (GHz)	Meter Reading (dBuV)	Det	AF T346 (dB/m)	Amp/Cbl/Fltr/Pad (dB)	Corrected Reading (dBuV/m)	Average Limit (dBuV/m)	Margin (dB)	Peak Limit (dBuV/m)	PK Margin (dB)	Azimuth (Degs)	Height (cm)	Polarity
1	* 5.46	40.42	Pk	35.1	-18.9	56.62	-	-	74	-17.38	26	106	H
2	* 5.459	44.05	Pk	35.1	-18.9	60.25	-	-	74	-13.75	26	106	H
3	5.47	44.84	Pk	35.1	-18.9	61.04	-	-	68.2	-7.16	26	106	H
4	5.47	46.64	Pk	35.1	-18.9	62.84	-	-	68.2	-5.36	26	106	H
5	* 5.46	32.66	RMS	35.1	-18.9	48.86	54	-5.14	-	-	26	106	H
6	* 5.457	33.8	RMS	35.1	-18.9	50	54	-4	-	-	26	106	H
7	5.47	35.09	RMS	35.1	-18.9	51.29	-	-	-	-	26	106	H
8	5.47	35.8	RMS	35.1	-18.9	52	-	-	-	-	26	106	H

* - indicates frequency in CFR47 Pt 15 / IC RSS-Restricted Band
Pk - Peak detector
RMS - RMS detection

UL VERIFICATION SERVICES INC. FORM NO: CCSUP4701J
47173 BENICIA STREET, FREMONT, CA 94538, USA TEL: (510) 771-1000 FAX: (510) 661-0888
This report shall not be reproduced except in full, without the written approval of UL Verification Services Inc.

LOW CHANNEL VERTICAL

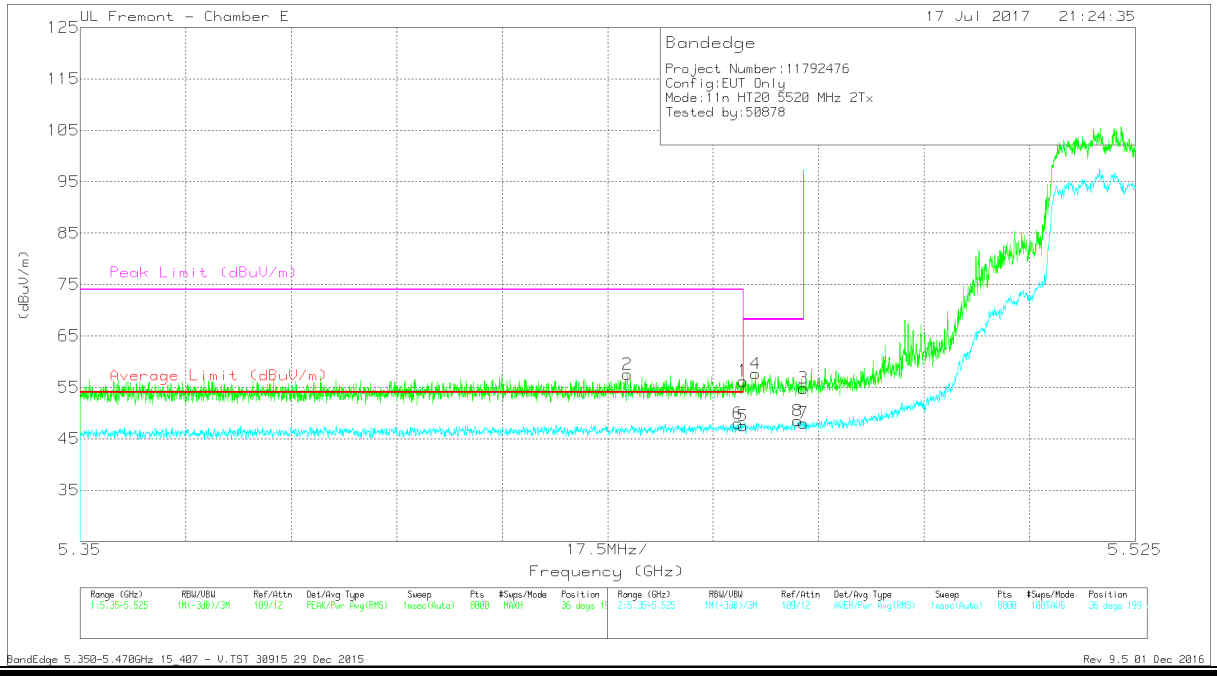

Marker	Frequency (GHz)	Meter Reading (dBuV)	Det	AF T346 (dB/m)	Amp/Cbl/Fltr/Pad (dB)	Corrected Reading (dBuV/m)	Average Limit (dBuV/m)	Margin (dB)	Peak Limit (dBuV/m)	PK Margin (dB)	Azimuth (Degs)	Height (cm)	Polarity
1	* 5.46	40.04	Pk	35.1	-18.9	56.24	-	-	74	-17.76	36	199	V
2	* 5.441	41.32	Pk	35.1	-18.9	57.52	-	-	74	-16.48	36	199	V
5	* 5.46	31.29	RMS	35.1	-18.9	47.49	54	-6.51	-	-	36	199	V
6	* 5.459	31.79	RMS	35.1	-18.9	47.99	54	-6.01	-	-	36	199	V
4	5.462	41.46	Pk	35.1	-18.9	57.66	-	-	68.2	-10.54	36	199	V
8	5.469	32.29	RMS	35.1	-18.9	48.49	-	-	-	-	36	199	V
3	5.47	38.61	Pk	35.1	-18.9	54.81	-	-	68.2	-13.39	36	199	V
7	5.47	31.84	RMS	35.1	-18.9	48.04	-	-	-	-	36	199	V

* - indicates frequency in CFR47 Pt 15 / IC RSS-Restricted Band
Pk - Peak detector
RMS - RMS detection

UL VERIFICATION SERVICES INC. FORM NO: CCSUP4701J
47173 BENICIA STREET, FREMONT, CA 94538, USA TEL: (510) 771-1000 FAX: (510) 661-0888
This report shall not be reproduced except in full, without the written approval of UL Verification Services Inc.

AUTHORIZED BANDEDGE (HIGH CHANNEL)

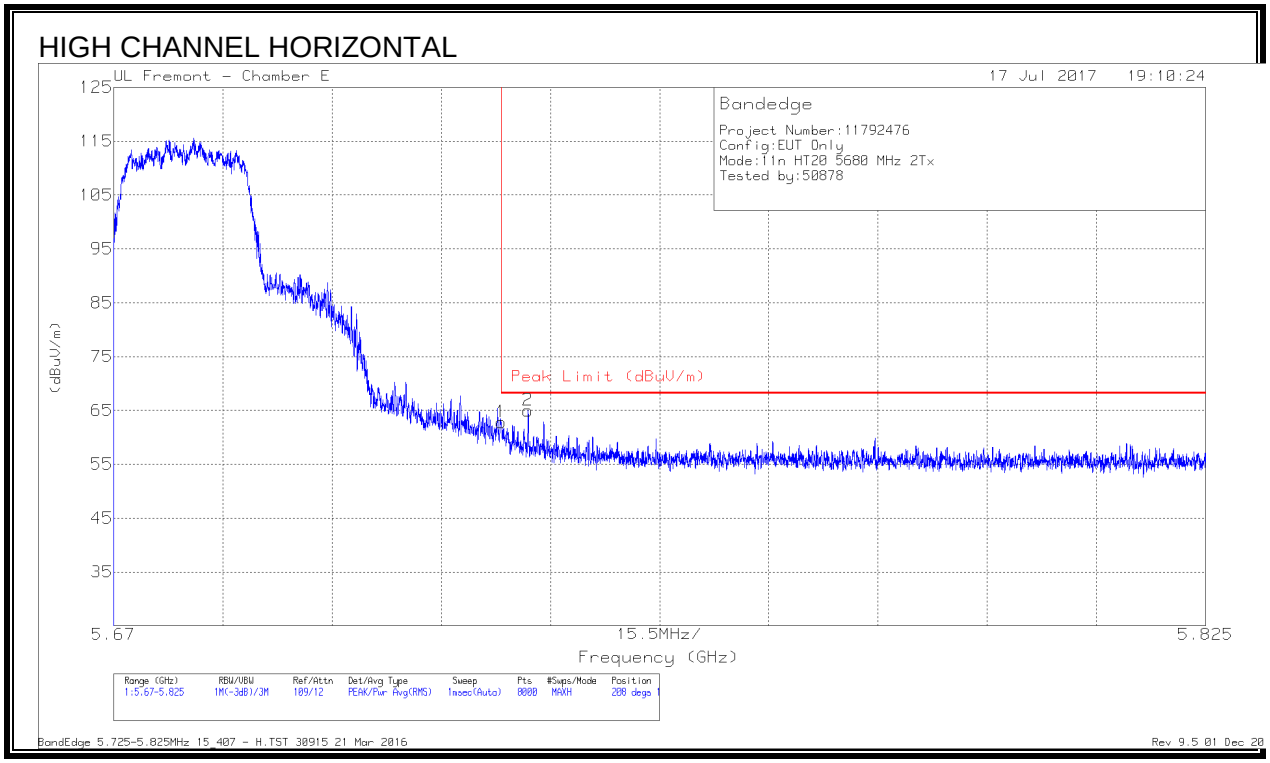

Marker	Frequency (GHz)	Meter Reading (dBuV)	Det	AF T346 (dB/m)	Amp/Cbl/Fltr/Pad (dB)	Corrected Reading (dBuV/m)	Peak Limit (dBuV/m)	PK Margin (dB)	Azimuth (Degs)	Height (cm)	Polarity
1	5.725	46.82	Pk	35.1	-19.1	62.82	68.2	-5.38	208	170	H
2	5.729	48.99	Pk	35.1	-19.1	64.99	68.2	-3.21	208	170	H

Pk - Peak detector

UL VERIFICATION SERVICES INC. FORM NO: CCSUP4701J
47173 BENICIA STREET, FREMONT, CA 94538, USA TEL: (510) 771-1000 FAX: (510) 661-0888
This report shall not be reproduced except in full, without the written approval of UL Verification Services Inc.

HIGH CHANNEL VERTICAL

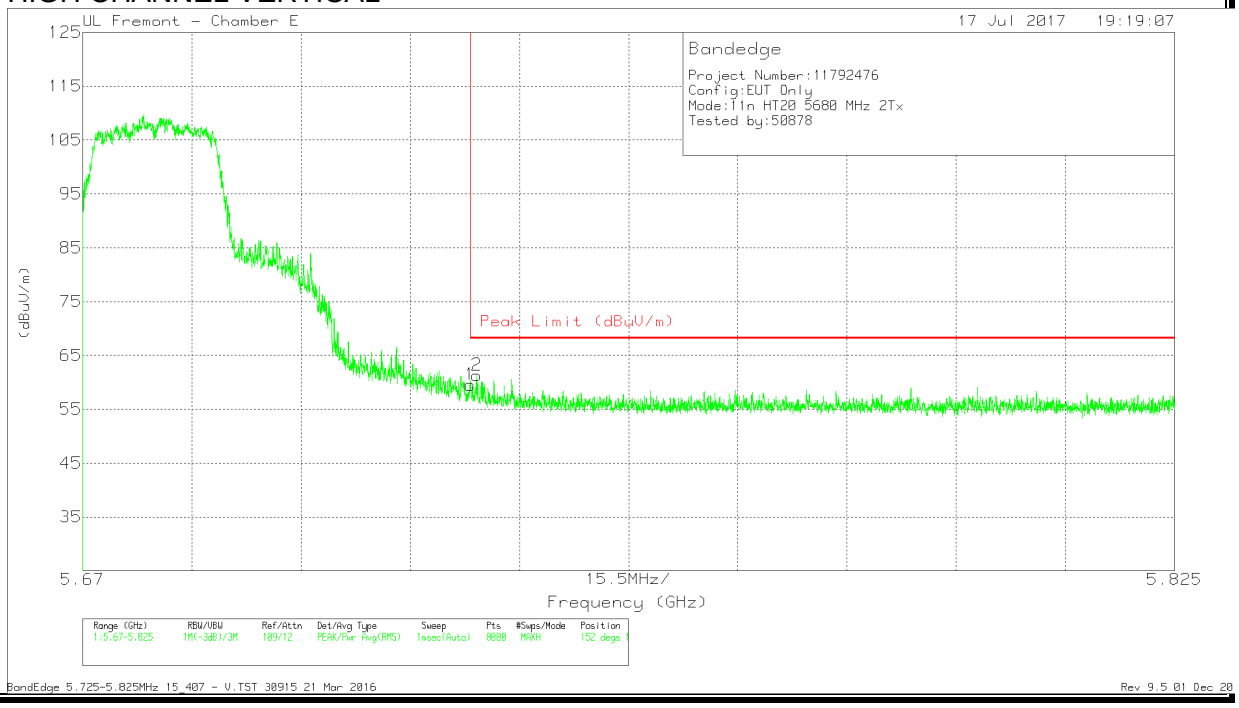

Marker	Frequency (GHz)	Meter Reading (dBuV)	Det	AF T346 (dB/m)	Amp/Cbl/Fltr/Pad (dB)	Corrected Reading (dBuV/m)	Peak Limit (dBuV/m)	PK Margin (dB)	Azimuth (Degs)	Height (cm)	Polarity
1	5.725	43.55	Pk	35.1	-19.1	59.55	68.2	-8.65	152	155	V
2	5.726	45.3	Pk	35.1	-19.1	61.3	68.2	-6.9	152	155	V

Pk - Peak detector

UL VERIFICATION SERVICES INC. FORM NO: CCSUP4701J
47173 BENICIA STREET, FREMONT, CA 94538, USA TEL: (510) 771-1000 FAX: (510) 661-0888
This report shall not be reproduced except in full, without the written approval of UL Verification Services Inc.

AUTHORIZED BANDEDGE (HIGH CHANNEL)

HIGH CHANNEL HORIZONTAL

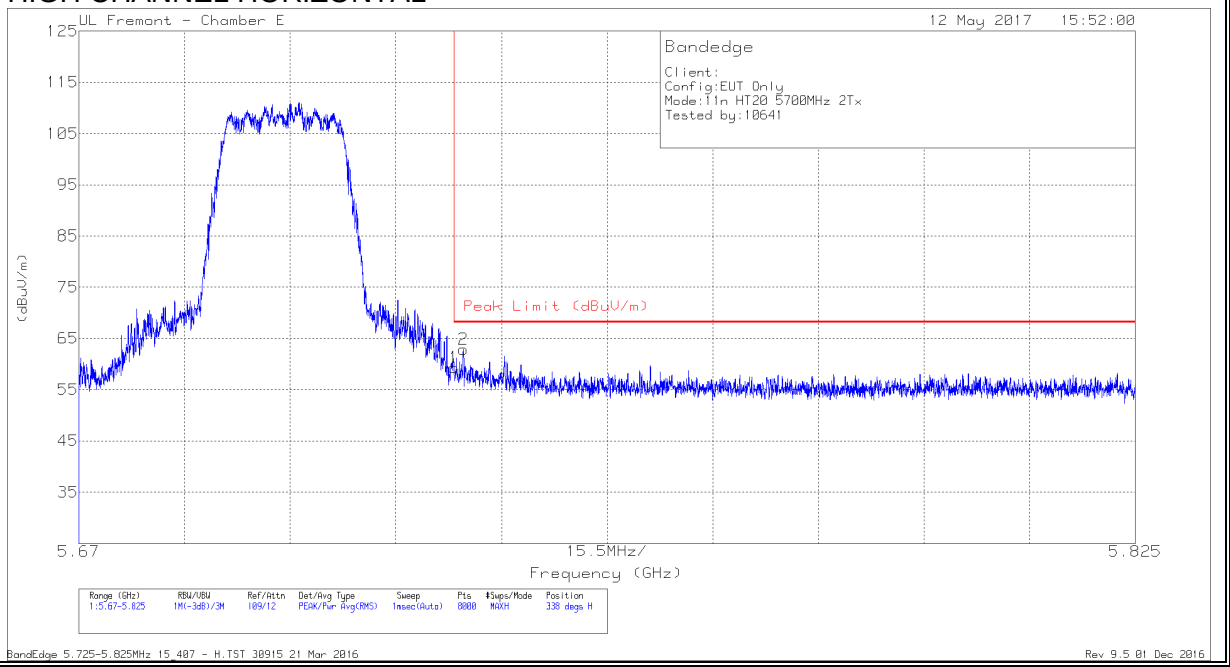

Marker	Frequency (GHz)	Meter Reading (dBuV)	Det	AF T136 (dB/m)	Amp/Cbl /Fltr/Pad (dB)	Corrected Reading (dBuV/m)	Peak Limit (dBuV/m)	PK Margin (dB)	Azimuth (Degs)	Height (cm)	Polarity
1	5.725	44.03	Pk	34.9	-19.6	59.33	68.2	-8.87	338	103	H
2	5.726	47.47	Pk	34.9	-19.5	62.87	68.2	-5.33	338	103	H

Pk - Peak detector

BandEdge 5.725-5.825MHz 15_407 - H.TST 30915 21 Mar 2016
Rev 9.5 01 Dec 2016

This report shall not be reproduced except in full, without the written approval of UL Verification Services Inc.

HIGH CHANNEL VERTICAL

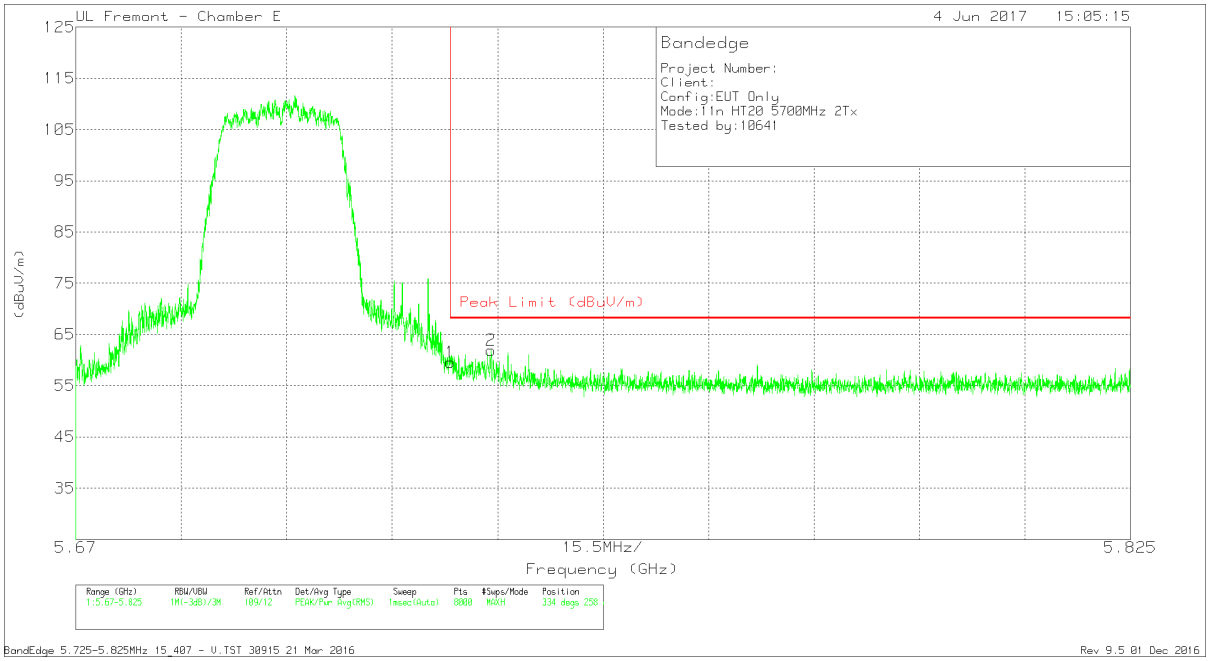

Marker	Frequency (GHz)	Meter Reading (dBuV)	Det	AF T136 (dB/m)	Amp/Cbl/Fltr/Pad (dB)	Corrected Reading (dBuV/m)	Peak Limit (dBuV/m)	PK Margin (dB)	Azimuth (Degs)	Height (cm)	Polarity
1	5.725	44.25	Pk	34.9	-19.6	59.55	68.2	-8.65	334	258	V
2	5.731	46.38	Pk	34.9	-19.4	61.88	68.2	-6.32	334	258	V

Pk - Peak detector
BandEdge 5.725-5.825MHz 15_407 - V.TST 30915 21 Mar 2016
Rev 9.5 01 Dec 2016

UL VERIFICATION SERVICES INC. FORM NO: CCSUP4701J
47173 BENICIA STREET, FREMONT, CA 94538, USA TEL: (510) 771-1000 FAX: (510) 661-0888
This report shall not be reproduced except in full, without the written approval of UL Verification Services Inc.

HARMONICS AND SPURIOUS EMISSIONS

LOW CHANNEL HORIZONTAL

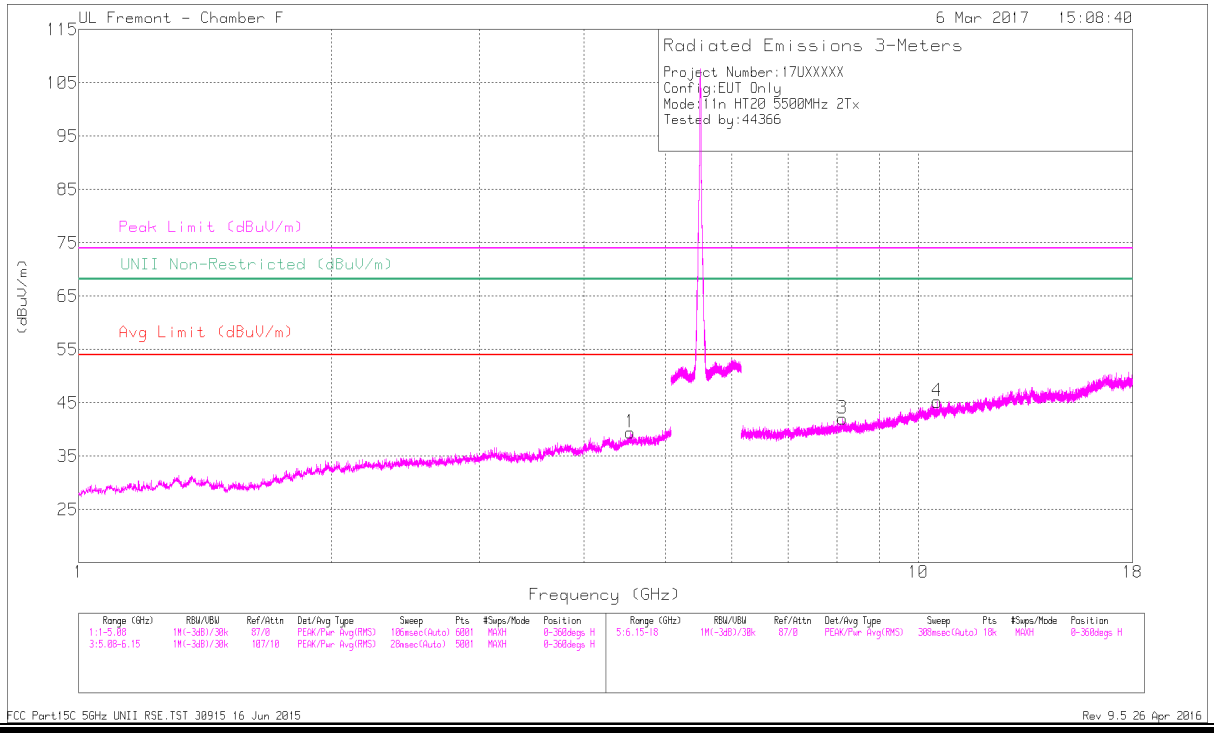

LOW CHANNEL VERTICAL

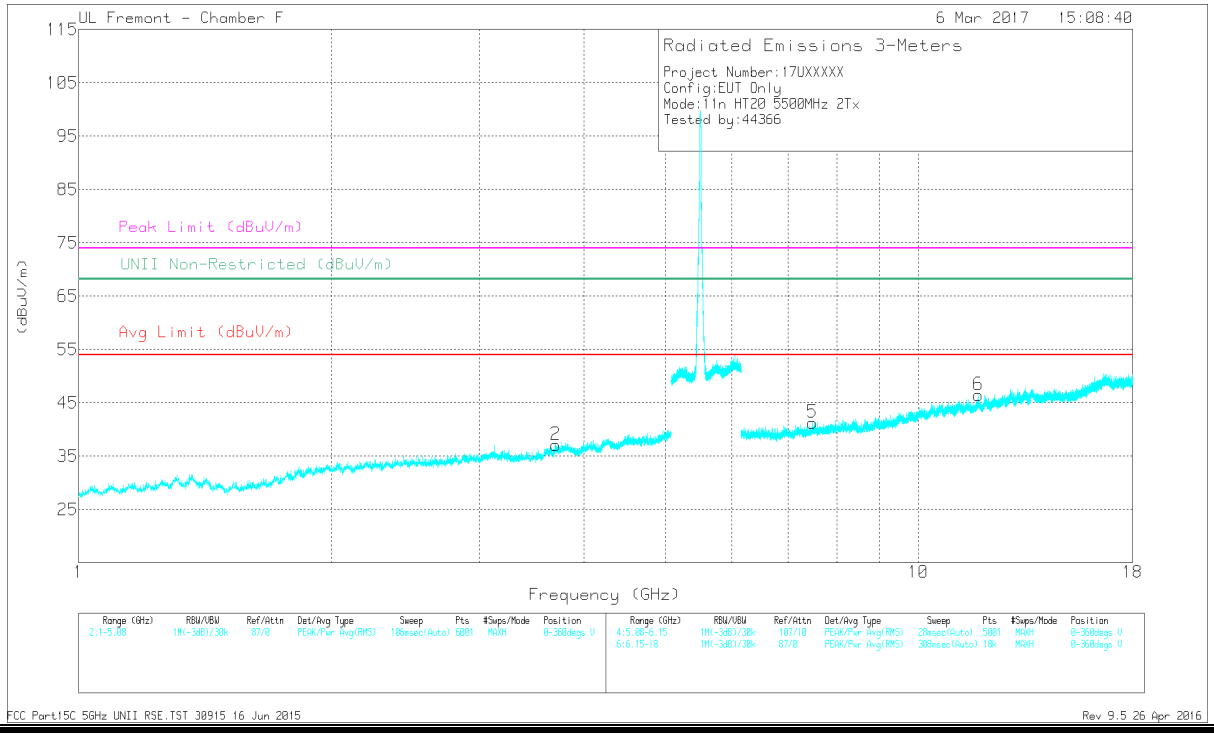

This report shall not be reproduced except in full, without the written approval of UL Verification Services Inc.