8. RADIATED TEST RESULTS

8.1. LIMITS AND PROCEDURE

LIMITS

FCC §15.205 and §15.209

IC RSS-GEN, Section 8.9 and 8.10.

Frequency Range (MHz)	Field Strength Limit (uV/m) at 3 m	Field Strength Limit (dBuV/m) at 3 m
30 - 88	100	40
88 - 216	150	43.5
216 - 960	200	46
Above 960	500	54

TEST PROCEDURE

The EUT is placed on a non-conducting table 80 cm above the ground plane for measurement below 1GHz; 1.5 m above the ground plane for measurement above 1GHz. The antenna to EUT distance is 3 meters. The EUT is configured in accordance with ANSI C63.10. The EUT is set to transmit in a continuous mode.

For measurements below 1 GHz the resolution bandwidth is set to 100 kHz for peak detection measurements or 120 kHz for quasi-peak detection measurements. Peak detection is used unless otherwise noted as quasi-peak.

For pre-scans above 1 GHz the resolution bandwidth is set to 1 MHz; the video bandwidth is set to 30 KHz for peak measurements.

For final measurements above 1 GHz the resolution bandwidth is set to 1 MHz; the video bandwidth is set to 3 MHz for peak measurements and as applicable for average measurements.

The spectrum from 30 MHz to 26 GHz is investigated with the transmitter set to the lowest, middle, and highest channels in the 2.4 GHz band.

The frequency range of interest is monitored at a fixed antenna height and EUT azimuth. The EUT is rotated through 360 degrees to maximize emissions received. The antenna is scanned from 1 to 4 meters above the ground plane to further maximize the emission. Measurements are made with the antenna polarized in both the vertical and the horizontal positions.

This report shall not be reproduced except in full, without the written approval of UL Verification Services Inc.

8.2. UAT 1 BLE 1M Pmax

8.2.1. RESTRICTED BANDEDGE (LOW CHANNEL)

LOW CHANNEL HORIZONTAL

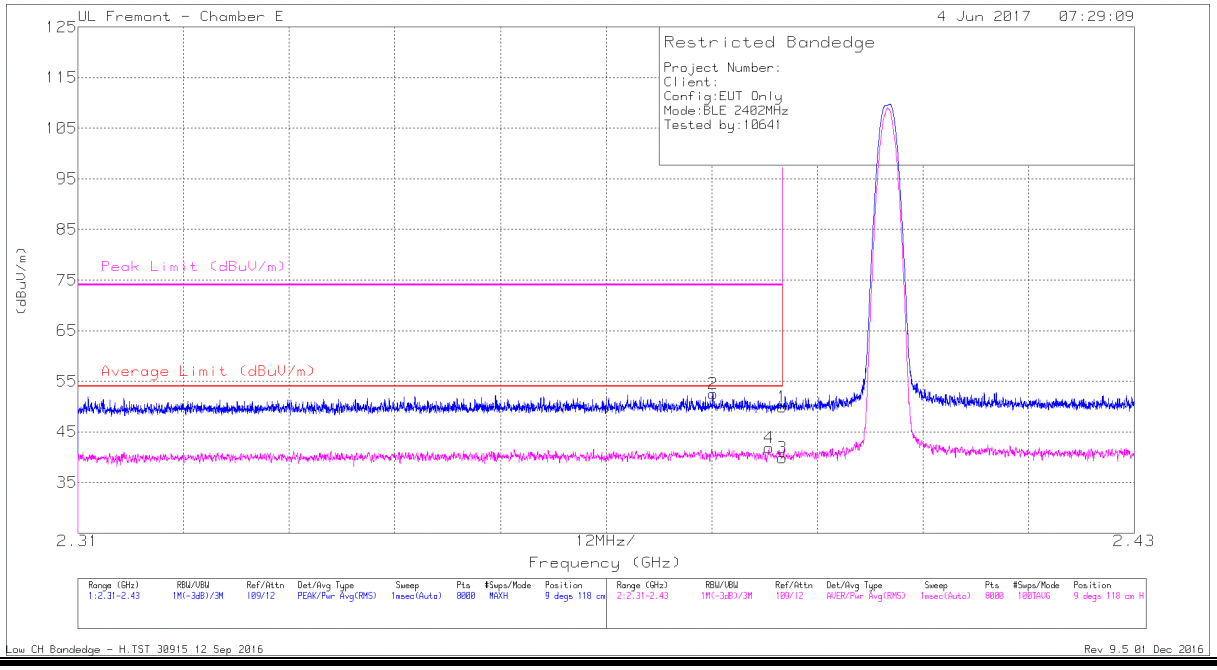

Marker	Frequency (GHz)	Meter Reading (dBuV)	Det	AF T136 (dB/m)	Amp/Cbl/Fltr/Pad (dB)	Corrected Reading (dBuV/m)	Average Limit (dBuV/m)	Margin (dB)	Peak Limit (dBuV/m)	PK Margin (dB)	Azimuth (Degs)	Height (cm)	Polarity
1	* 2.39	37.41	Pk	32.2	-19.7	49.91	-	-	74	-24.09	9	118	H
2	* 2.382	39.79	Pk	32.2	-19.5	52.49	-	-	74	-21.51	9	118	H
3	* 2.39	27.39	RMS	32.2	-19.7	39.89	54	-14.11	-	-	9	118	H
4	* 2.389	29.32	RMS	32.2	-19.7	41.82	54	-12.18	-	-	9	118	H

* - indicates frequency in CFR47 Pt 15 / IC RSS-Restricted Band
Pk - Peak detector
RMS - RMS detection

This report shall not be reproduced except in full, without the written approval of UL Verification Services Inc.

LOW CHANNEL VERTICAL

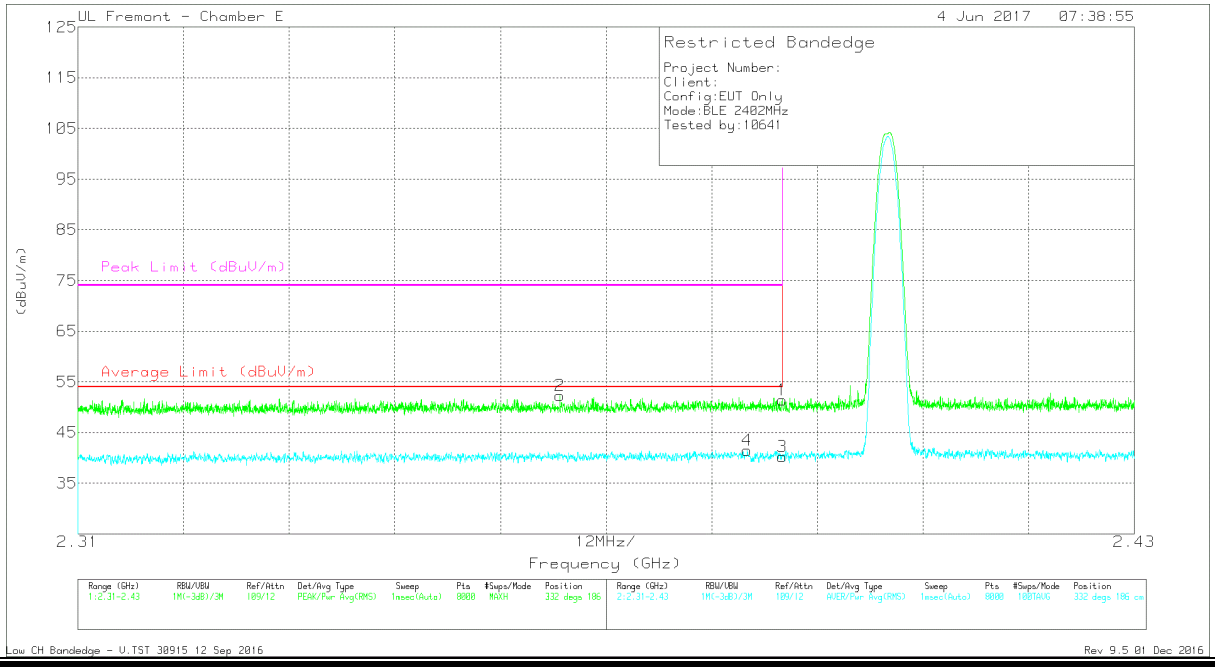

Marker	Frequency (GHz)	Meter Reading (dBuV)	Det	AF T136 (dB/m)	Amp/Cbl/Fltr/Pad (dB)	Corrected Reading (dBuV/m)	Average Limit (dBuV/m)	Margin (dB)	Peak Limit (dBuV/m)	PK Margin (dB)	Azimuth (Degs)	Height (cm)	Polarity
2	* 2.365	39.83	Pk	32.2	-19.7	52.33	-	-	74	-21.67	332	186	V
4	* 2.386	28.86	RMS	32.2	-19.6	41.46	54	-12.54	-	-	332	186	V
1	* 2.39	38.86	Pk	32.2	-19.7	51.36	-	-	74	-22.64	332	186	V
3	* 2.39	27.73	RMS	32.2	-19.7	40.23	54	-13.77	-	-	332	186	V

* - indicates frequency in CFR47 Pt 15 / IC RSS-Restricted Band
Pk - Peak detector
RMS - RMS detection

This report shall not be reproduced except in full, without the written approval of UL Verification Services Inc.

8.2.2. AUTHORIZED BANDEDGE (HIGH CHANNEL)

HIGH CHANNEL HORIZONTAL

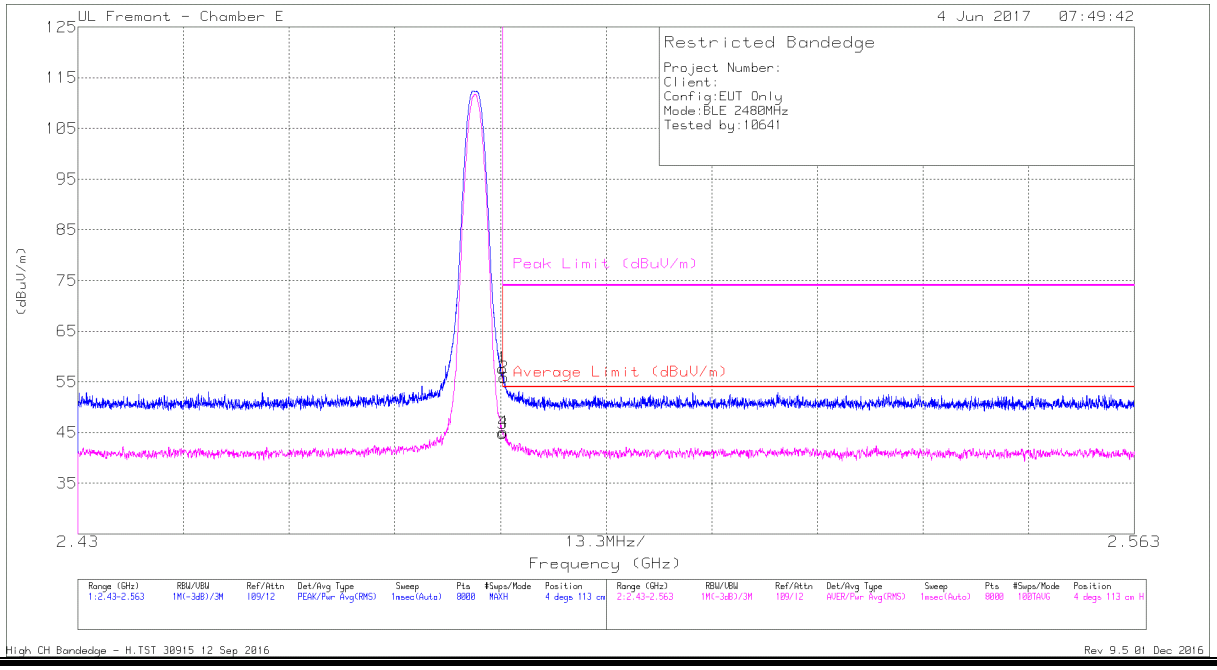

Marker	Frequency (GHz)	Meter Reading (dBuV)	Det	AF T136 (dB/m)	Amp/Cbl/Fltr/Pad (dB)	Corrected Reading (dBuV/m)	Average Limit (dBuV/m)	Margin (dB)	Peak Limit (dBuV/m)	PK Margin (dB)	Azimuth (Degs)	Height (cm)	Polarity
1	* 2.484	44.68	Pk	32.7	-19.7	57.68	-	-	74	-16.32	4	113	H
2	* 2.484	42.93	Pk	32.7	-19.7	55.93	-	-	74	-18.07	4	113	H
3	* 2.484	31.83	RMS	32.7	-19.7	44.83	54	-9.17	-	-	4	113	H
4	* 2.484	32.05	RMS	32.7	-19.7	45.05	54	-8.95	-	-	4	113	H

* - indicates frequency in CFR47 Pt 15 / IC RSS-Restricted Band
Pk - Peak detector
RMS - RMS detection

This report shall not be reproduced except in full, without the written approval of UL Verification Services Inc.

HIGH CHANNEL VERTICAL

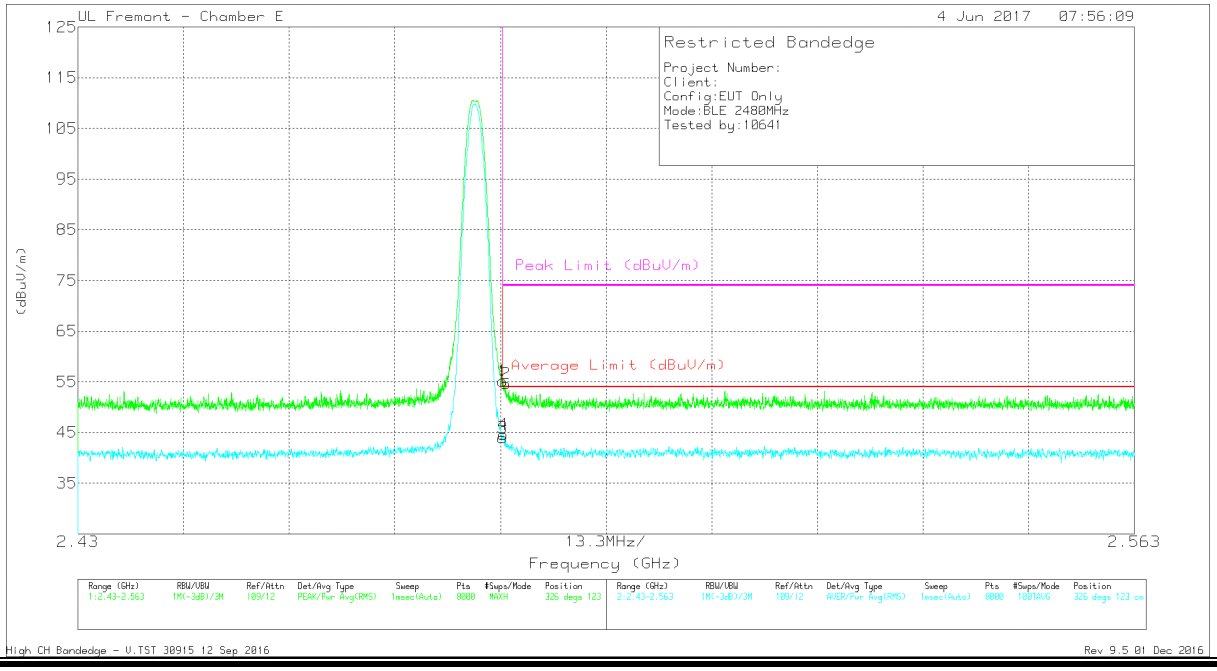

Marker	Frequency (GHz)	Meter Reading (dBuV)	Det	AF T136 (dB/m)	Amp/Cbl/Fltr/Pad (dB)	Corrected Reading (dBuV/m)	Average Limit (dBuV/m)	Margin (dB)	Peak Limit (dBuV/m)	PK Margin (dB)	Azimuth (Degs)	Height (cm)	Polarity
1	* 2.484	42.18	Pk	32.7	-19.7	55.18	-	-	74	-18.82	326	123	V
2	* 2.484	41.67	Pk	32.7	-19.7	54.67	-	-	74	-19.33	326	123	V
3	* 2.484	30.97	RMS	32.7	-19.7	43.97	54	-10.03	-	-	326	123	V
4	* 2.484	31.55	RMS	32.7	-19.7	44.55	54	-9.45	-	-	326	123	V

* - indicates frequency in CFR47 Pt 15 / IC RSS-Restricted Band
Pk - Peak detector
RMS - RMS detection

This report shall not be reproduced except in full, without the written approval of UL Verification Services Inc.

8.2.3. HARMONICS AND SPURIOUS EMISSIONS

LOW CHANNEL HORIZONTAL

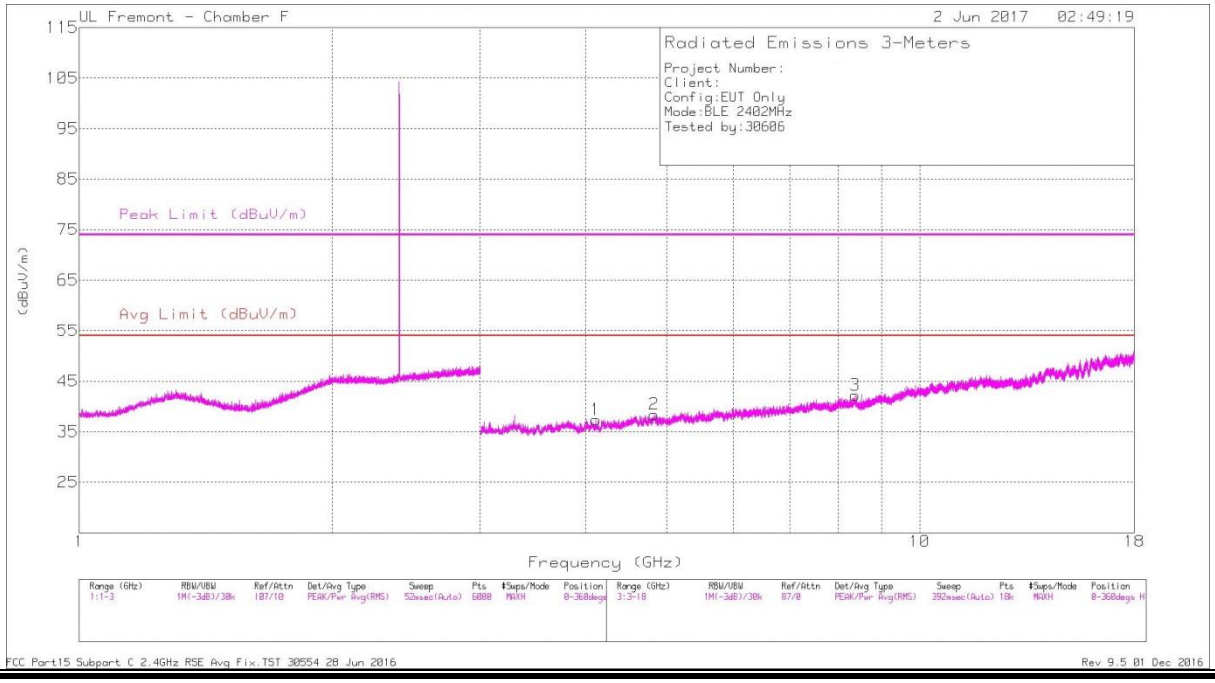

LOW CHANNEL VERTICAL

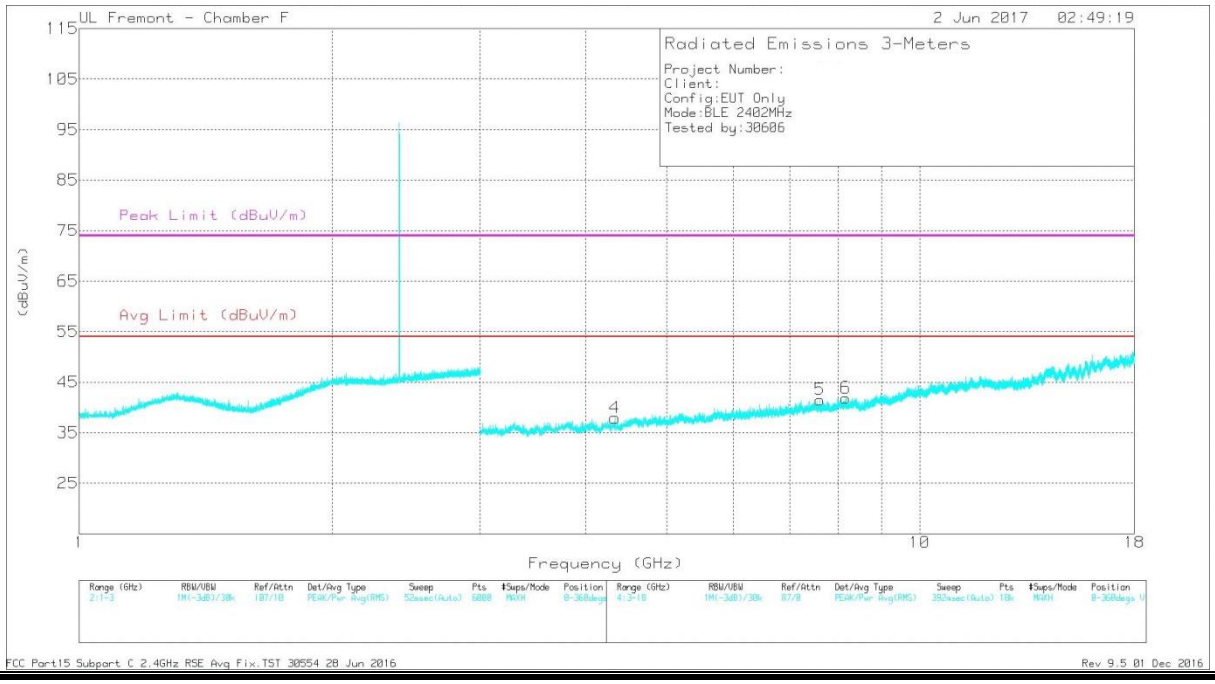

This report shall not be reproduced except in full, without the written approval of UL Verification Services Inc.

Marker	Frequency (GHz)	Meter Reading (dBuV)	Det	AF T119 (dB/m)	Amp/Cbl/Fltr/ Pad (dB)	Corrected Reading (dBuV/m)	Avg Limit (dBuV/m)	Margin (dB)	Peak Limit (dBuV/m)	PK Margin (dB)	Azimuth (Degs)	Height (cm)	Polarity
1	* 4.117	38.92	PK2	33.4	-28.9	43.42	-	-	74	-30.58	360	100	H
	* 4.12	28.16	MAv1	33.4	-28.9	32.66	54	-21.34	-	-	360	100	H
2	* 4.833	37.82	PK2	34.2	-27.2	44.82	-	-	74	-29.18	360	100	H
	* 4.835	26.77	MAv1	34.2	-27.2	33.77	54	-20.23	-	-	360	100	H
3	* 8.375	36.58	PK2	36	-23.5	49.08	-	-	74	-24.92	360	100	H
	* 8.376	25.11	MAv1	36	-23.5	37.61	54	-16.39	-	-	360	100	H
4	* 4.336	40.42	PK2	33.7	-28.7	45.42	-	-	74	-28.58	360	100	V
	* 4.338	28.06	MAv1	33.7	-28.7	33.06	54	-20.94	-	-	360	100	V
5	* 7.607	36.42	PK2	36.1	-25.1	47.42	-	-	74	-26.58	360	100	V
	* 7.608	25.57	MAv1	36.1	-25.1	36.57	54	-17.43	-	-	360	100	V
6	* 8.166	36.35	PK2	36.1	-24.2	48.25	-	-	74	-25.75	360	100	V
	* 8.167	24.95	MAv1	36.1	-24.3	36.75	54	-17.25	-	-	360	100	V

* - indicates frequency in CFR47 Pt 15 / IC RSS-Restricted Band
PK2 - KDB558074 Method: Maximum Peak
MAv1 - KDB558074 Option 1 Maximum RMS Average
FCC Part15 Subpart C 2.4GHz RSE Avg Fix.TST 30554 28 Jun 2016
Rev 9.5 01 Dec 2016

This report shall not be reproduced except in full, without the written approval of UL Verification Services Inc.

MID CHANNEL HORIZONTAL

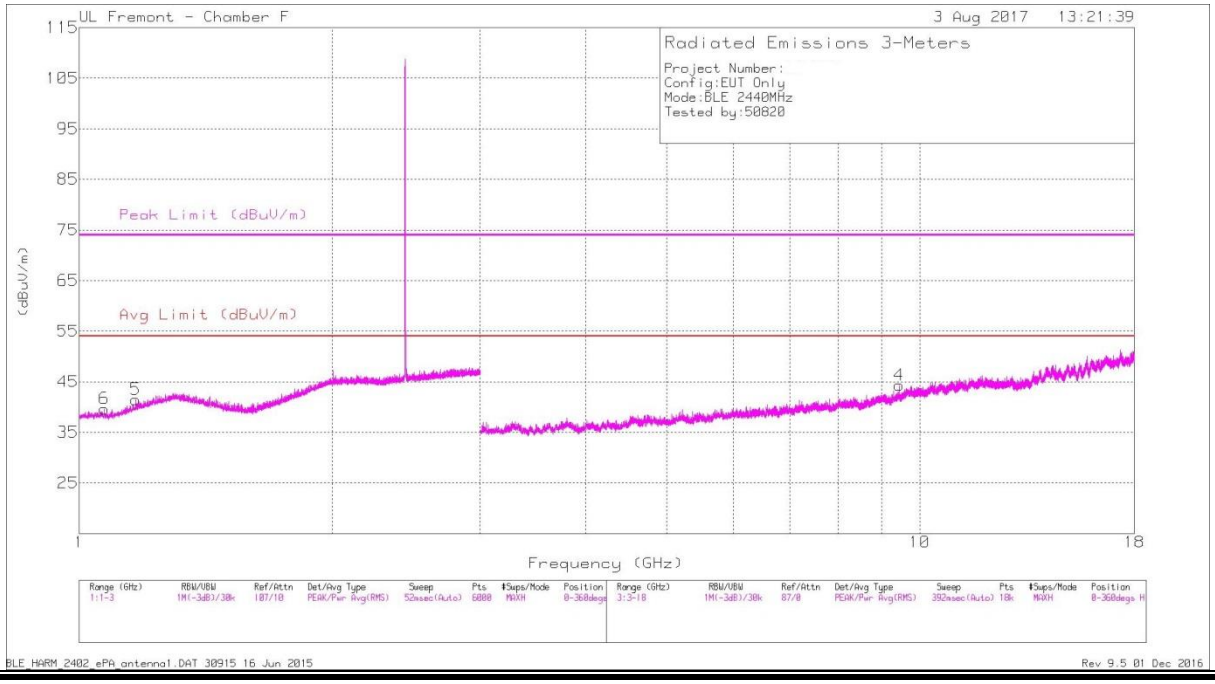

MID CHANNEL VERTICAL

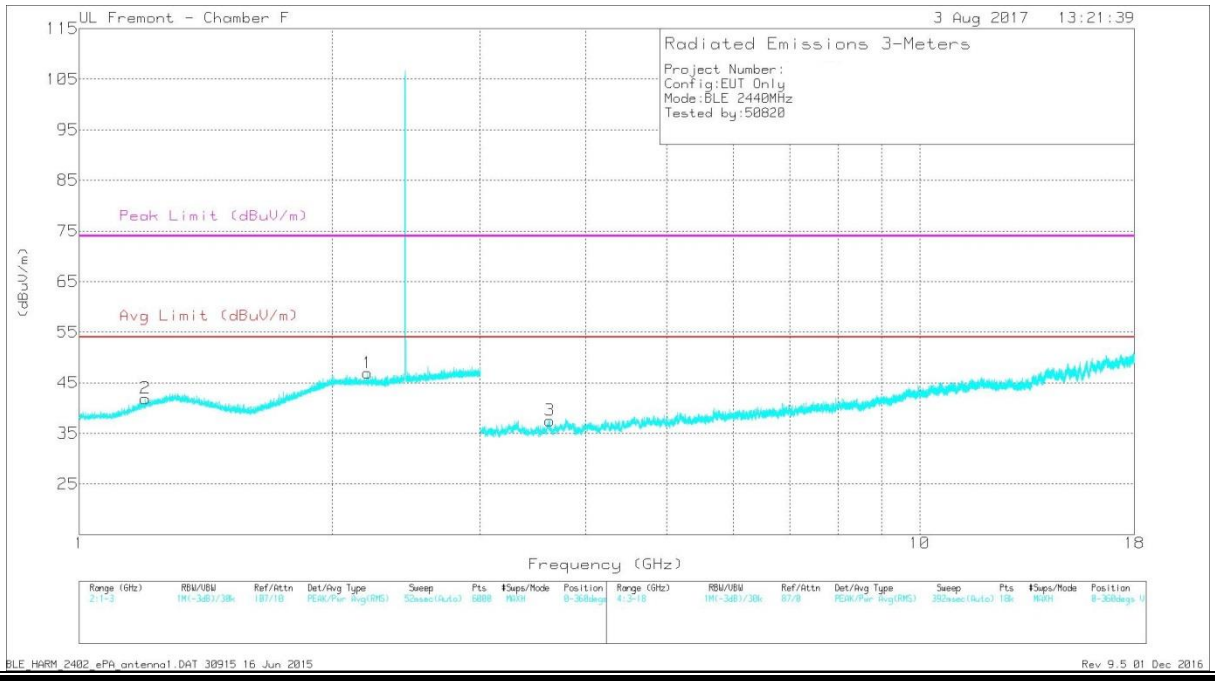

This report shall not be reproduced except in full, without the written approval of UL Verification Services Inc.

Frequency (GHz)	Meter Reading (dBuV)	Det	AF T119 (dB/m)	Amp/Cbl/ Fltr/Pad (dB)	Corrected Reading (dBuV/m)	Avg Limit (dBuV/m)	Margin (dB)	Peak Limit (dBuV/m)	PK Margin (dB)	Azimuth (Degs)	Height (cm)	Polarity
* 1.169	42.22	PK2	28.2	-22.6	47.82	-	-	74	-26.18	126	149	H
* 1.169	30.14	MAv1	28.2	-22.6	35.74	54	-18.26	-	-	126	149	H
* 1.072	42.34	PK2	26.8	-22.8	46.34	-	-	74	-27.66	183	203	H
* 1.073	30.26	MAv1	26.8	-22.7	34.36	54	-19.64	-	-	183	203	H
* 2.203	41.74	PK2	32	-21.1	52.64	-	-	74	-21.36	73	344	V
* 2.202	29.75	MAv1	32	-21.1	40.65	54	-23.35	-	-	73	344	V
* 1.199	43.44	PK2	28.8	-22.5	49.74	-	-	74	-24.26	12	245	V
* 1.198	30.06	MAv1	28.8	-22.5	36.36	54	-17.64	-	-	12	245	V
* 9.458	36.47	PK2	36.8	-22.4	50.87	-	-	74	-23.13	230	139	H
* 9.46	23.58	MAv1	36.8	-22.4	37.98	54	-16.02	-	-	230	139	H
* 3.626	40.62	PK2	33.2	-29.2	44.62	-	-	74	-29.38	174	218	V
* 3.626	28.11	MAv1	33.2	-29.2	32.11	54	-21.89	-	-	174	218	V

* - indicates frequency in CFR47 Pt 15 / IC RSS-Restricted Band

PK2 - KDB558074 Method: Maximum Peak

MAv1 - KDB558074 Option 1 Maximum RMS Average

BLE_HARM_2402_antenna1.DAT 30915 16 Jun 2015

Rev 9.5 01 Dec 2016

UL VERIFICATION SERVICES INC. FORM NO: CCSUP4701I
47173 BENICIA STREET, FREMONT, CA 94538, USA TEL: (510) 771-1000 FAX: (510) 661-0888

This report shall not be reproduced except in full, without the written approval of UL Verification Services Inc.

HIGH CHANNEL HORIZONTAL

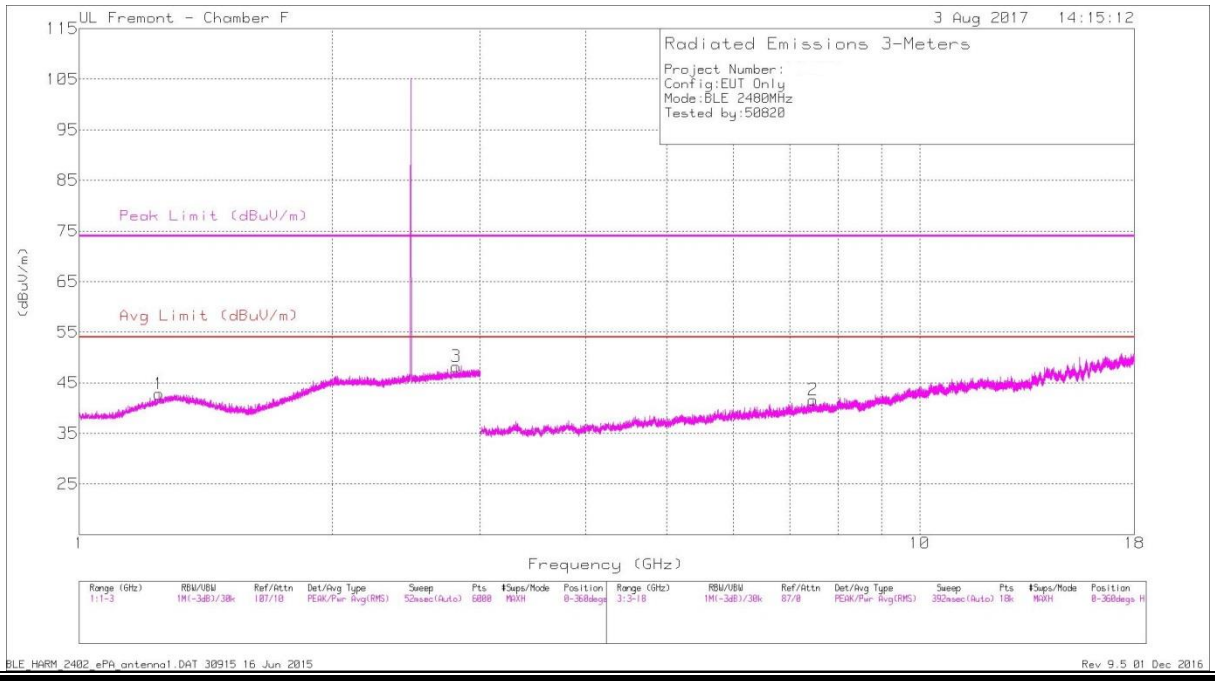

HIGH CHANNEL VERTICAL

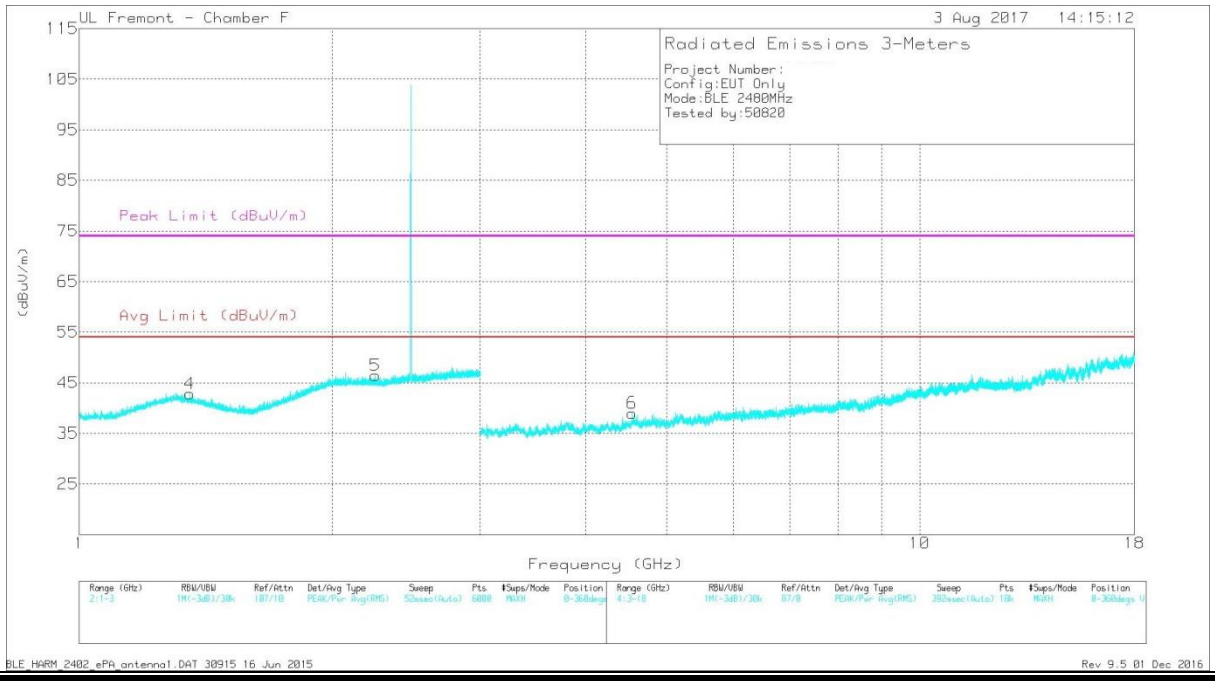

This report shall not be reproduced except in full, without the written approval of UL Verification Services Inc.

Frequency (GHz)	Meter Reading (dBuV)	Det	AF T119 (dB/m)	Amp/Cbl/ Fltr/Pad (dB)	Corrected Reading (dBuV/m)	Avg Limit (dBuV/m)	Margin (dB)	Peak Limit (dBuV/m)	PK Margin (dB)	Azimuth (Degs)	Height (cm)	Polarity
* 1.244	42.94	PK2	29.4	-22.3	50.04	-	-	74	-23.96	253	314	H
* 1.245	30.05	MAv1	29.4	-22.3	37.15	54	-16.85	-	-	253	314	H
* 2.805	41.9	PK2	32.7	-20.5	54.1	-	-	74	-19.9	288	197	H
* 2.807	29.85	MAv1	32.7	-20.5	42.05	54	-11.95	-	-	288	197	H
* 1.352	42.24	PK2	29.6	-22.1	49.74	-	-	74	-24.26	197	128	V
* 1.352	29.93	MAv1	29.6	-22.1	37.43	54	-16.57	-	-	197	128	V
* 2.251	42.06	PK2	31.8	-21	52.86	-	-	74	-21.14	47	188	V
* 2.249	29.98	MAv1	31.8	-21	40.78	54	-13.22	-	-	47	188	V
* 7.47	37.02	PK2	36	-25.1	47.92	-	-	74	-26.08	224	262	H
* 7.469	25.24	MAv1	36	-25.1	36.14	54	-17.86	-	-	224	262	H
* 4.547	38.9	PK2	34.1	-27.6	45.4	-	-	74	-28.6	228	130	V
* 4.548	26.89	MAv1	34.1	-27.6	33.39	54	-20.61	-	-	228	130	V

* - indicates frequency in CFR47 Pt 15 / IC RSS-Restricted Band

PK2 - KDB558074 Method: Maximum Peak

MAv1 - KDB558074 Option 1 Maximum RMS Average

BLE_HARM_2402_antenna1.DAT 30915 16 Jun 2015

Rev 9.5 01 Dec 2016

UL VERIFICATION SERVICES INC. FORM NO: CCSUP4701I
47173 BENICIA STREET, FREMONT, CA 94538, USA TEL: (510) 771-1000 FAX: (510) 661-0888

This report shall not be reproduced except in full, without the written approval of UL Verification Services Inc.

8.3. UAT 1 BLE 1M Plow

8.3.1. RESTRICTED BANDEDGE (LOW CHANNEL)

LOW CHANNEL HORIZONTAL

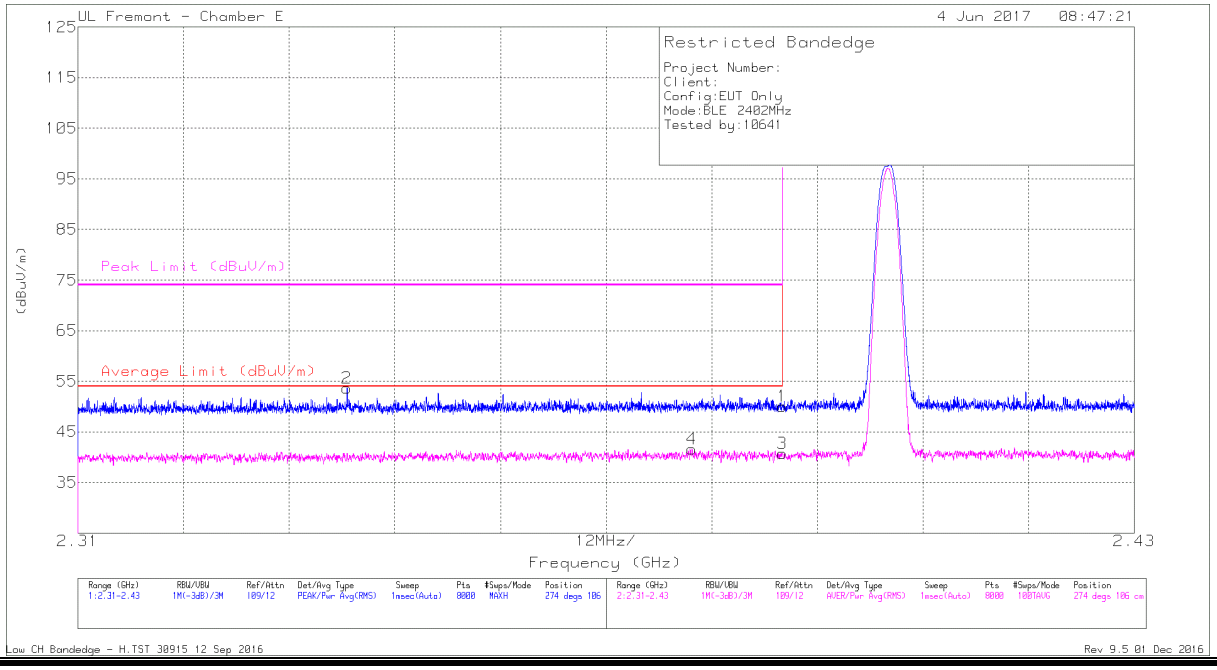

Marker	Frequency (GHz)	Meter Reading (dBuV)	Det	AF T136 (dB/m)	Amp/Cbl/Fltr/Pad (dB)	Corrected Reading (dBuV/m)	Average Limit (dBuV/m)	Margin (dB)	Peak Limit (dBuV/m)	PK Margin (dB)	Azimuth (Degs)	Height (cm)	Polarity
2	* 2.341	41.4	Pk	32.1	-19.8	53.7	-	-	74	-20.3	274	106	H
4	* 2.38	29	RMS	32.2	-19.6	41.6	54	-12.4	-	-	274	106	H
1	* 2.39	37.53	Pk	32.2	-19.7	50.03	-	-	74	-23.97	274	106	H
3	* 2.39	28.18	RMS	32.2	-19.7	40.68	54	-13.32	-	-	274	106	H

* - indicates frequency in CFR47 Pt 15 / IC RSS-Restricted Band
Pk - Peak detector
RMS - RMS detection

This report shall not be reproduced except in full, without the written approval of UL Verification Services Inc.

LOW CHANNEL VERTICAL

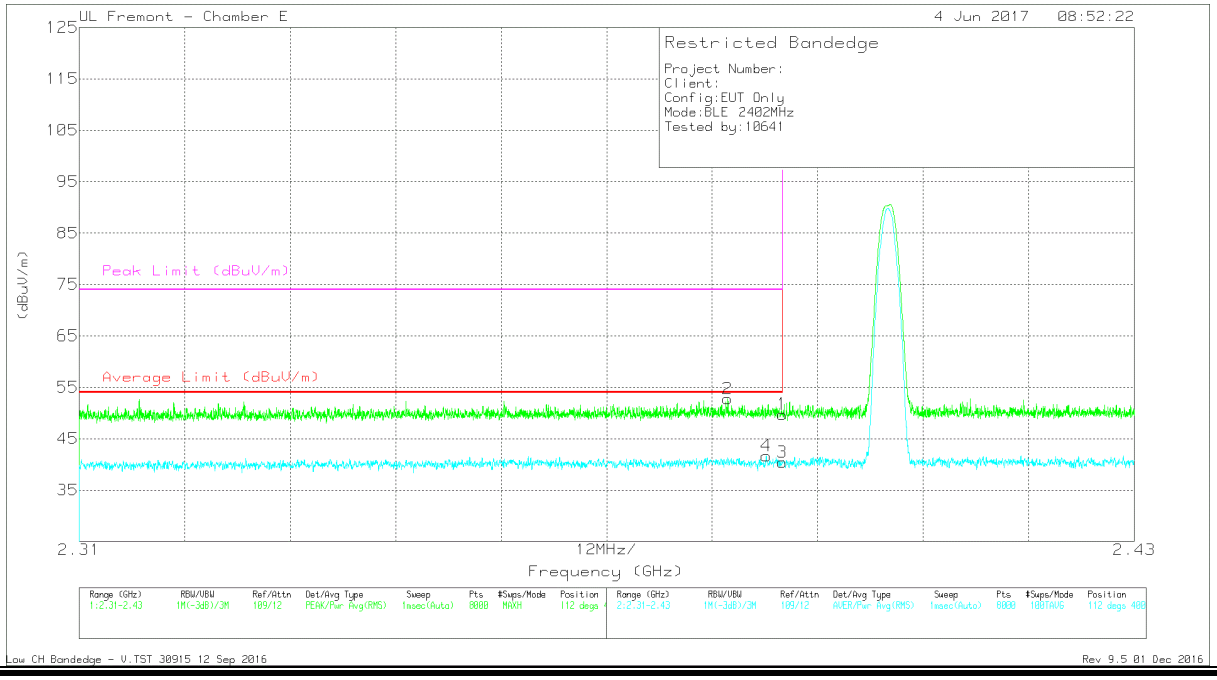

Marker	Frequency (GHz)	Meter Reading (dBuV)	Det	AF T136 (dB/m)	Amp/Cbl/Fltr/Pad (dB)	Corrected Reading (dBuV/m)	Average Limit (dBuV/m)	Margin (dB)	Peak Limit (dBuV/m)	PK Margin (dB)	Azimuth (Degs)	Height (cm)	Polarity
2	* 2.384	40.08	Pk	32.2	-19.5	52.78	-	-	74	-21.22	112	400	V
4	* 2.388	29.17	RMS	32.2	-19.7	41.67	54	-12.33	-	-	112	400	V
1	* 2.39	37.26	Pk	32.2	-19.7	49.76	-	-	74	-24.24	112	400	V
3	* 2.39	27.93	RMS	32.2	-19.7	40.43	54	-13.57	-	-	112	400	V

* - indicates frequency in CFR47 Pt 15 / IC RSS-Restricted Band
Pk - Peak detector
RMS - RMS detection

This report shall not be reproduced except in full, without the written approval of UL Verification Services Inc.

8.3.2. AUTHORIZED BANDEDGE (HIGH CHANNEL)

HIGH CHANNEL HORIZONTAL

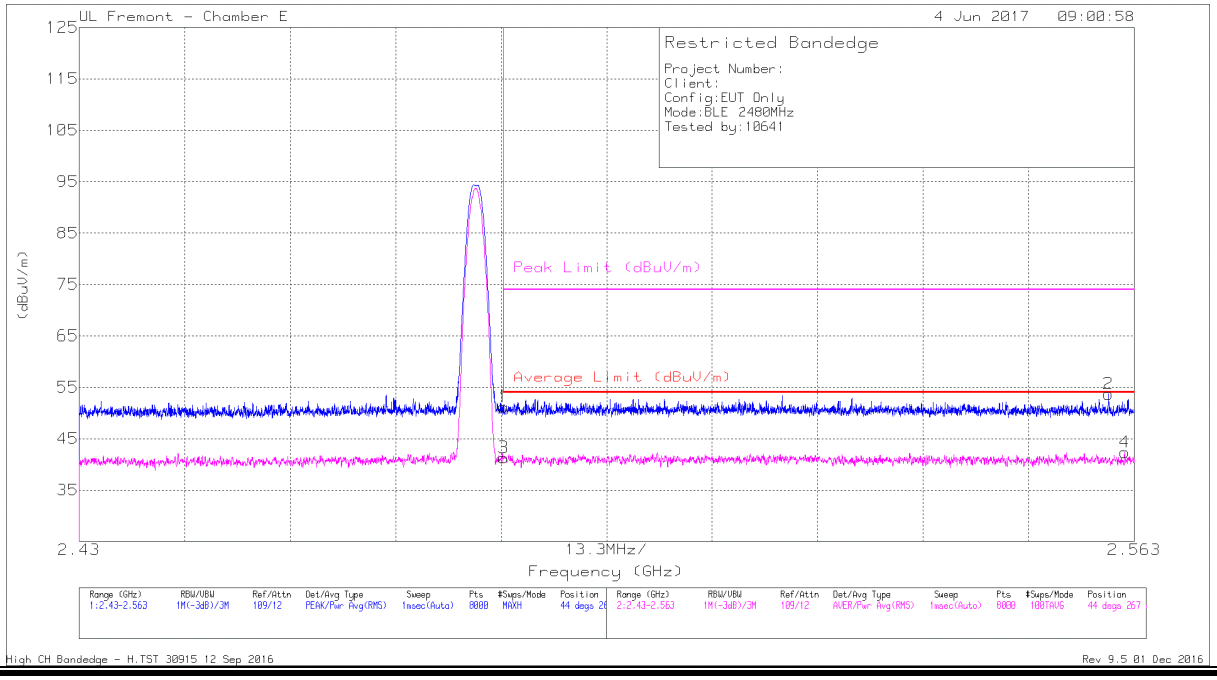

Marker	Frequency (GHz)	Meter Reading (dBuV)	Det	AF T136 (dB/m)	Amp/Cbl/Fltr/Pad (dB)	Corrected Reading (dBuV/m)	Average Limit (dBuV/m)	Margin (dB)	Peak Limit (dBuV/m)	PK Margin (dB)	Azimuth (Degs)	Height (cm)	Polarity
1	* 2.484	38.2	Pk	32.7	-19.7	51.2	-	-	74	-22.8	44	267	H
3	* 2.484	28.31	RMS	32.7	-19.7	41.31	54	-12.69	-	-	44	267	H
2	2.56	40.91	Pk	32.6	-19.8	53.71	-	-	74	-20.29	44	267	H
4	2.562	29.55	RMS	32.6	-19.8	42.35	54	-11.65	-	-	44	267	H

* - indicates frequency in CFR47 Pt 15 / IC RSS-Restricted Band
Pk - Peak detector
RMS - RMS detection

This report shall not be reproduced except in full, without the written approval of UL Verification Services Inc.

HIGH CHANNEL VERTICAL

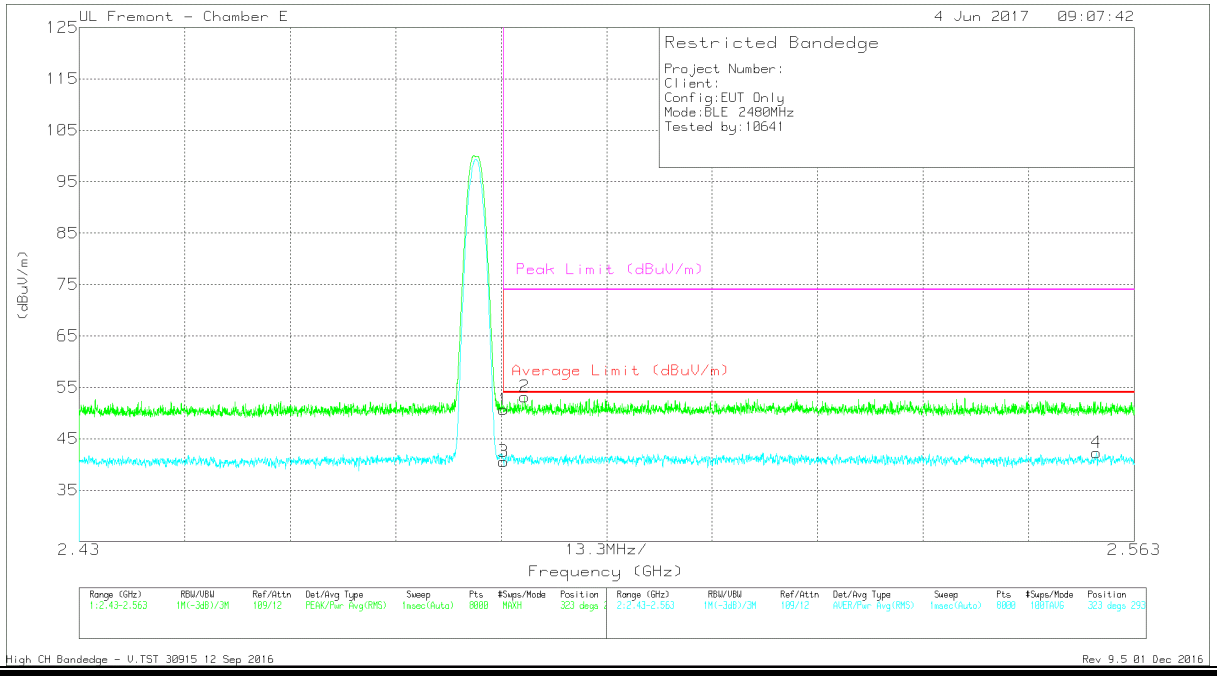

Marker	Frequency (GHz)	Meter Reading (dBuV)	Det	AF T136 (dB/m)	Amp/Cbl/Fltr/Pad (dB)	Corrected Reading (dBuV/m)	Average Limit (dBuV/m)	Margin (dB)	Peak Limit (dBuV/m)	PK Margin (dB)	Azimuth (Degs)	Height (cm)	Polarity
1	* 2.484	37.68	Pk	32.7	-19.7	50.68	-	-	74	-23.32	323	293	V
3	* 2.484	27.57	RMS	32.7	-19.7	40.57	54	-13.43	-	-	323	293	V
2	* 2.486	40.3	Pk	32.7	-19.8	53.2	-	-	74	-20.8	323	293	V
4	2.558	29.51	RMS	32.6	-19.8	42.31	54	-11.69	-	-	323	293	V

* - indicates frequency in CFR47 Pt 15 / IC RSS-Restricted Band
Pk - Peak detector
RMS - RMS detection

This report shall not be reproduced except in full, without the written approval of UL Verification Services Inc.

8.3.3. HARMONICS AND SPURIOUS EMISSIONS

LOW CHANNEL HORIZONTAL

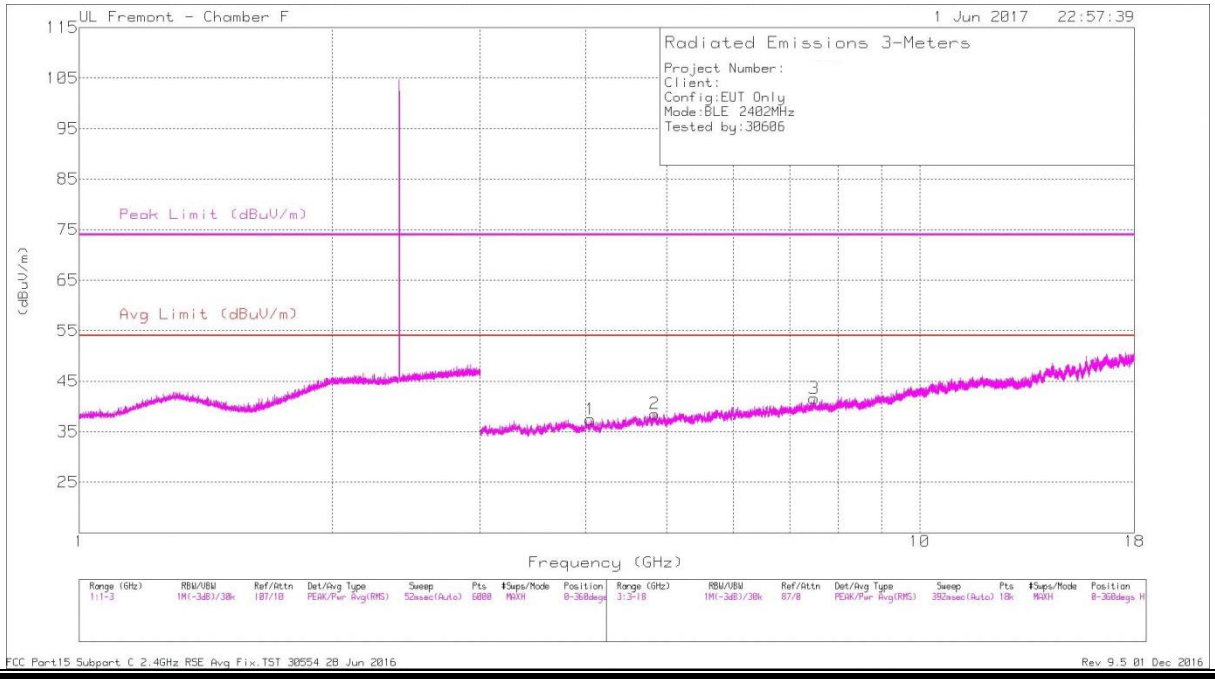

LOW CHANNEL VERTICAL

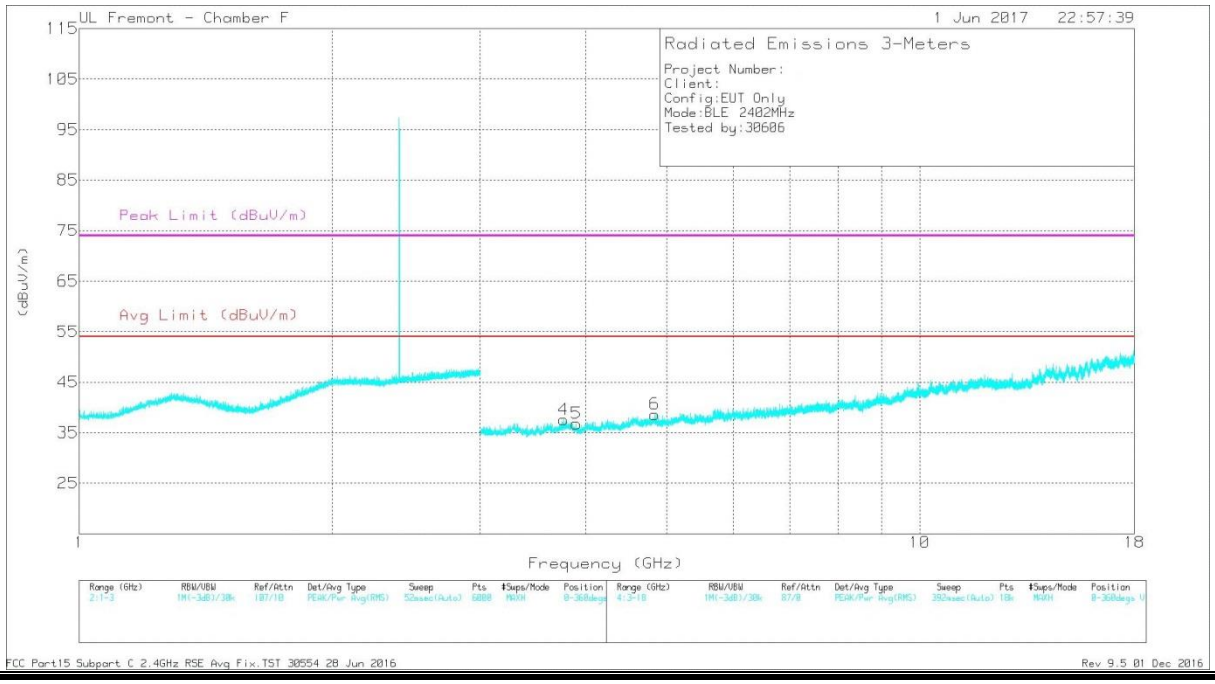

This report shall not be reproduced except in full, without the written approval of UL Verification Services Inc.

Marker	Frequency (GHz)	Meter Reading (dBuV)	Det	AF T119 (dB/m)	Amp/Cbl/Fltr/Pad (dB)	Corrected Reading (dBuV/m)	Avg Limit (dBuV/m)	Margin (dB)	Peak Limit (dBuV/m)	PK Margin (dB)	Azimuth (Degs)	Height (cm)	Polarity
1	* 4.057	39.43	PK2	33.4	-28.9	43.93	-	-	74	-30.07	74	373	H
	* 4.058	27.65	MAv1	33.4	-28.9	32.15	54	-21.85	-	-	74	373	H
2	* 4.834	38.45	PK2	34.2	-27.2	45.45	-	-	74	-28.55	77	181	H
	* 4.836	26.5	MAv1	34.2	-27.2	33.5	54	-20.5	-	-	77	181	H
3	* 7.485	37.63	PK2	36	-25.1	48.53	-	-	74	-25.47	104	249	H
	* 7.487	25.23	MAv1	36.1	-25.1	36.23	54	-17.77	-	-	104	249	H
4	* 3.771	39.44	PK2	33.3	-29.1	43.64	-	-	74	-30.36	303	102	V
	* 3.768	27.74	MAv1	33.3	-29.2	31.84	54	-22.16	-	-	303	102	V
5	* 3.902	39.37	PK2	33.2	-29.1	43.47	-	-	74	-30.53	13	214	V
	* 3.906	27.83	MAv1	33.2	-29.1	31.93	54	-22.07	-	-	13	214	V
6	* 4.838	38.32	PK2	34.2	-27.3	45.22	-	-	74	-28.78	291	297	V
	* 4.837	26.45	MAv1	34.2	-27.3	33.35	54	-20.65	-	-	291	297	V

* - indicates frequency in CFR47 Pt 15 / IC RSS-Restricted Band
PK2 - KDB558074 Method: Maximum Peak
MAv1 - KDB558074 Option 1 Maximum RMS Average
FCC Part15 Subpart C 2.4GHz RSE Avg Fix.TST 30554 28 Jun 2016
Rev 9.5 01 Dec 2016

UL VERIFICATION SERVICES INC. FORM NO: CCSUP4701I
47173 BENICIA STREET, FREMONT, CA 94538, USA TEL: (510) 771-1000 FAX: (510) 661-0888
This report shall not be reproduced except in full, without the written approval of UL Verification Services Inc.

MID CHANNEL HORIZONTAL

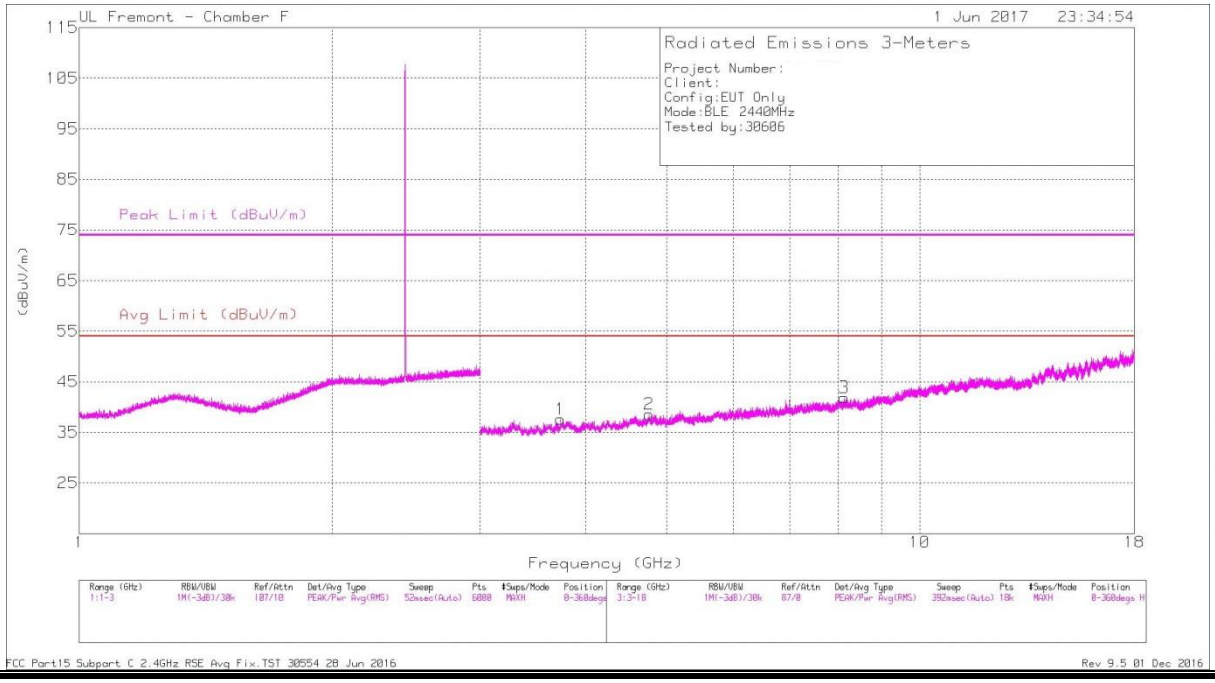

MID CHANNEL VERTICAL

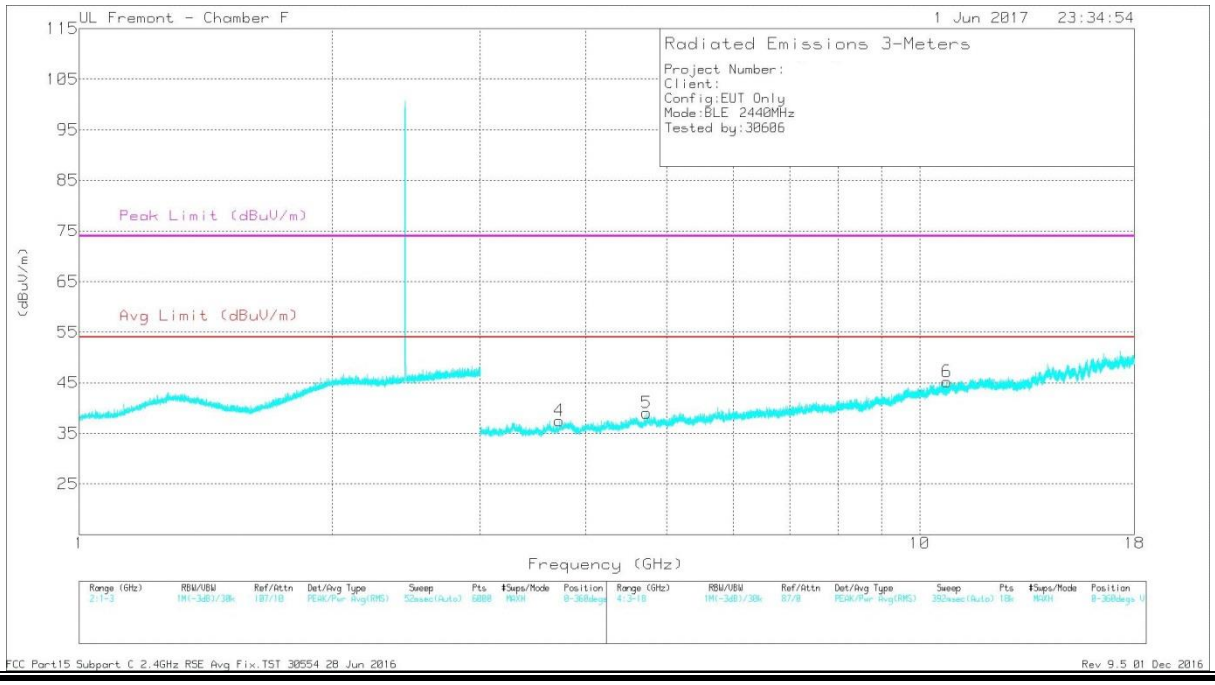

This report shall not be reproduced except in full, without the written approval of UL Verification Services Inc.

Marker	Frequency (GHz)	Meter Reading (dBuV)	Det	AF T119 (dB/m)	Amp/Cbl/Fltr/ Pad (dB)	Corrected Reading (dBuV/m)	Avg Limit (dBuV/m)	Margin (dB)	Peak Limit (dBuV/m)	PK Margin (dB)	Azimuth (Degs)	Height (cm)	Polarity
1	* 3.735	39.13	PK2	33.3	-29.2	43.23	-	-	74	-30.77	76	108	H
	* 3.738	27.59	MAv1	33.3	-29.2	31.69	54	-22.31	-	-	76	108	H
2	* 4.762	38.83	PK2	34.1	-27.7	45.23	-	-	74	-28.77	208	129	H
	* 4.762	27.03	MAv1	34.1	-27.7	33.43	54	-20.57	-	-	208	129	H
3	* 8.132	36	PK2	36.1	-23.9	48.2	-	-	74	-25.8	331	116	H
	* 8.131	24.54	MAv1	36.1	-23.9	36.74	54	-17.26	-	-	331	116	H
4	* 3.724	39.24	PK2	33.3	-29.3	43.24	-	-	74	-30.76	109	146	V
	* 3.723	27.69	MAv1	33.3	-29.3	31.69	54	-22.31	-	-	109	146	V
5	* 4.73	39.16	PK2	34.1	-28.3	44.96	-	-	74	-29.04	22	226	V
	* 4.73	27.58	MAv1	34.1	-28.3	33.38	54	-20.62	-	-	22	226	V
6	* 10.769	35.2	PK2	37.7	-21.9	51	-	-	74	-23	256	240	V
	* 10.766	23.59	MAv1	37.7	-21.9	39.39	54	-14.61	-	-	256	240	V

* - indicates frequency in CFR47 Pt 15 / IC RSS-Restricted Band
PK2 - KDB558074 Method: Maximum Peak
MAv1 - KDB558074 Option 1 Maximum RMS Average
FCC Part15 Subpart C 2.4GHz RSE Avg Fix.TST 30554 28 Jun 2016
Rev 9.5 01 Dec 2016

UL VERIFICATION SERVICES INC. FORM NO: CCSUP4701I
47173 BENICIA STREET, FREMONT, CA 94538, USA TEL: (510) 771-1000 FAX: (510) 661-0888
This report shall not be reproduced except in full, without the written approval of UL Verification Services Inc.

HIGH CHANNEL HORIZONTAL

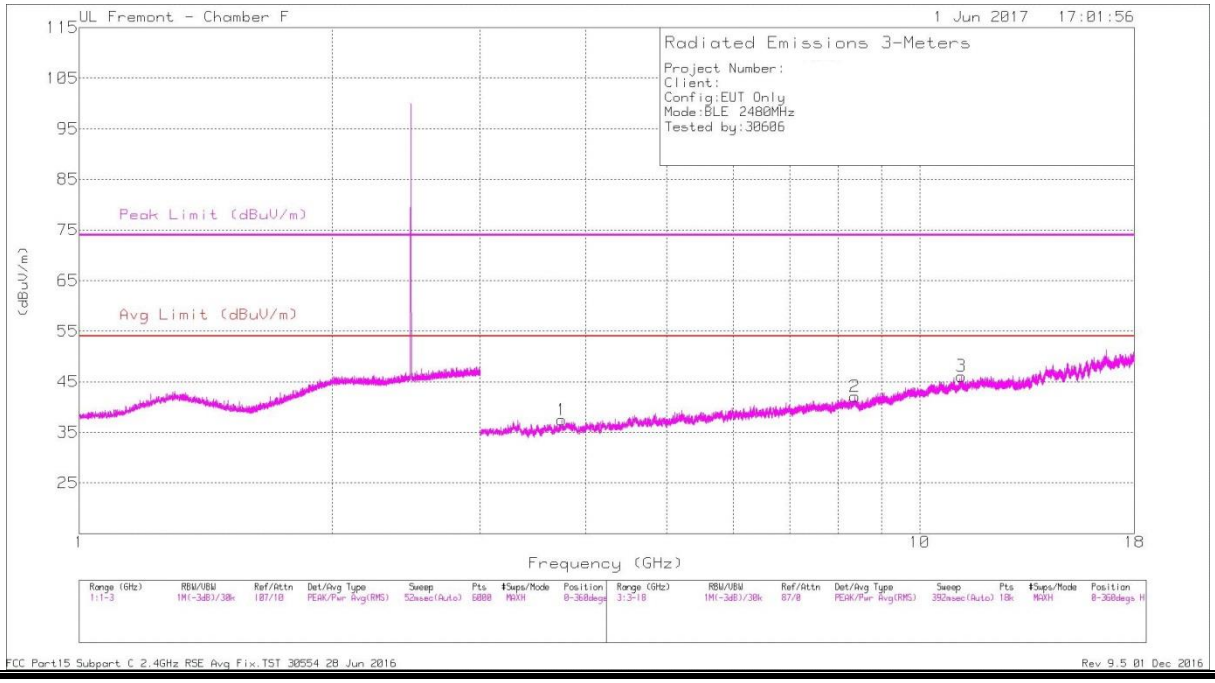

HIGH CHANNEL VERTICAL

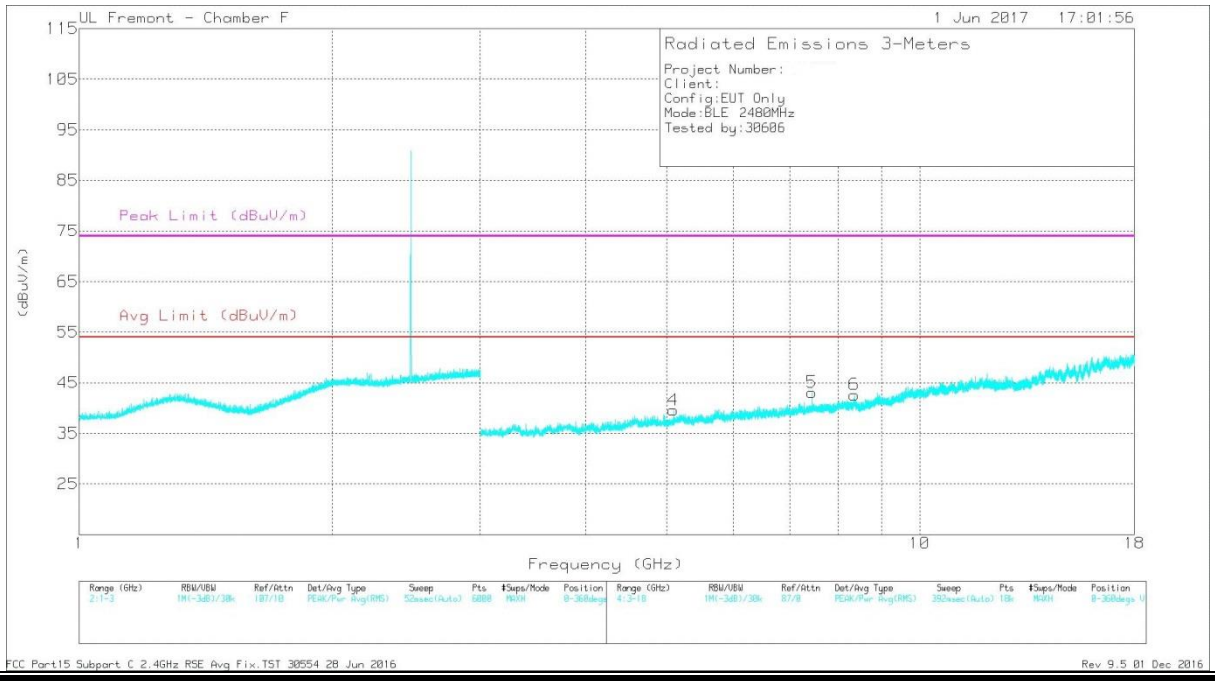

This report shall not be reproduced except in full, without the written approval of UL Verification Services Inc.

Marker	Frequency (GHz)	Meter Reading (dBuV)	Det	AF T119 (dB/m)	Amp/Cbl/Fltr/Pad (dB)	Corrected Reading (dBuV/m)	Avg Limit (dBuV/m)	Margin (dB)	Peak Limit (dBuV/m)	PK Margin (dB)	Azimuth (Degs)	Height (cm)	Polarity
1	* 3.748	39.4	PK2	33.3	-29.2	43.5	-	-	74	-30.5	107	389	H
	* 3.751	27.92	MAv1	33.3	-29.2	32.02	54	-21.98	-	-	107	389	H
2	* 8.371	36.42	PK2	36	-23.6	48.82	-	-	74	-25.18	240	347	H
	* 8.372	24.57	MAv1	36	-23.6	36.97	54	-17.03	-	-	240	347	H
3	* 11.213	35.08	PK2	38.1	-21.2	51.98	-	-	74	-22.02	291	361	H
	* 11.213	23.81	MAv1	38.1	-21.2	40.71	54	-13.29	-	-	291	361	H
4	* 5.09	38.11	PK2	34.3	-27.4	45.01	-	-	74	-28.99	218	389	V
	* 5.09	26.54	MAv1	34.3	-27.4	33.44	54	-20.56	-	-	218	389	V
5	* 7.44	37.51	PK2	36	-25.5	48.01	-	-	74	-25.99	47	301	V
	* 7.44	26.25	MAv1	36	-25.5	36.75	54	-17.25	-	-	47	301	V
6	* 8.359	36.14	PK2	36	-23.7	48.44	-	-	74	-25.56	211	268	V
	* 8.358	24.83	MAv1	36	-23.8	37.03	54	-16.97	-	-	211	268	V

* - indicates frequency in CFR47 Pt 15 / IC RSS-Restricted Band
PK2 - KDB558074 Method: Maximum Peak
MAv1 - KDB558074 Option 1 Maximum RMS Average
FCC Part15 Subpart C 2.4GHz RSE Avg Fix.TST 30554 28 Jun 2016
Rev 9.5 01 Dec 2016

UL VERIFICATION SERVICES INC. FORM NO: CCSUP4701I
47173 BENICIA STREET, FREMONT, CA 94538, USA TEL: (510) 771-1000 FAX: (510) 661-0888
This report shall not be reproduced except in full, without the written approval of UL Verification Services Inc.

8.4. LAT 3 BLE 1M Pmax

8.4.1. RESTRICTED BANDEDGE (LOW CHANNEL)

LOW CHANNEL HORIZONTAL

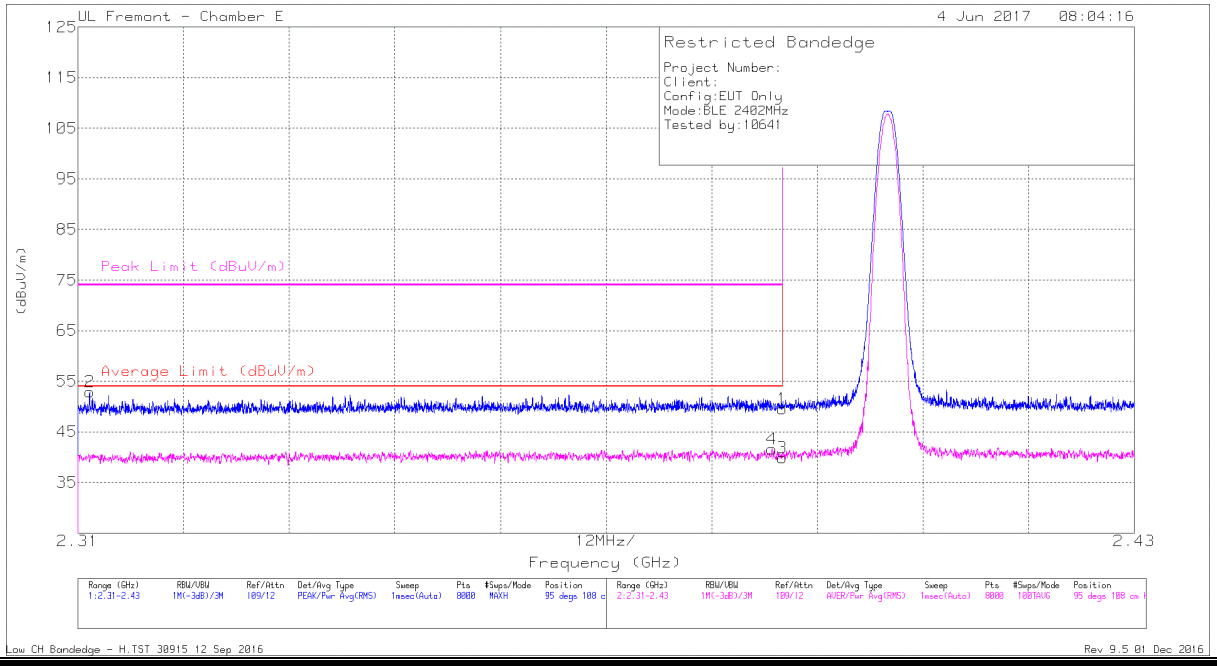

Marker	Frequency (GHz)	Meter Reading (dBuV)	Det	AF T136 (dB/m)	Amp/Cbl/Fltr/Pad (dB)	Corrected Reading (dBuV/m)	Average Limit (dBuV/m)	Margin (dB)	Peak Limit (dBuV/m)	PK Margin (dB)	Azimuth (Degs)	Height (cm)	Polarity
2	* 2.311	40.61	Pk	32.1	-19.8	52.91	-	-	74	-21.09	95	108	H
4	* 2.389	29.13	RMS	32.2	-19.7	41.63	54	-12.37	-	-	95	108	H
1	* 2.39	37.08	Pk	32.2	-19.7	49.58	-	-	74	-24.42	95	108	H
3	* 2.39	27.4	RMS	32.2	-19.7	39.9	54	-14.1	-	-	95	108	H

* - indicates frequency in CFR47 Pt 15 / IC RSS-Restricted Band
Pk - Peak detector
RMS - RMS detection

This report shall not be reproduced except in full, without the written approval of UL Verification Services Inc.

LOW CHANNEL VERTICAL

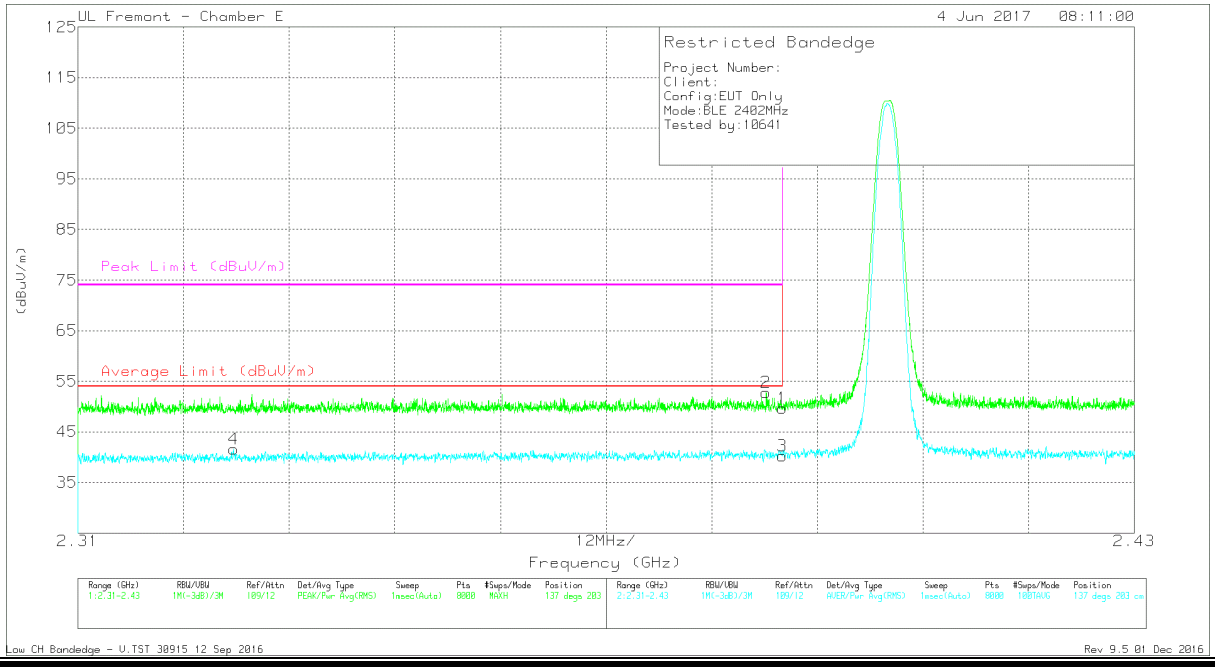

Marker	Frequency (GHz)	Meter Reading (dBuV)	Det	AF T136 (dB/m)	Amp/Cbl/Fltr/Pad (dB)	Corrected Reading (dBuV/m)	Average Limit (dBuV/m)	Margin (dB)	Peak Limit (dBuV/m)	PK Margin (dB)	Azimuth (Degs)	Height (cm)	Polarity
4	* 2.328	29.29	RMS	32.1	-19.8	41.59	54	-12.41	-	-	137	203	V
2	* 2.388	40.24	Pk	32.2	-19.7	52.74	-	-	74	-21.26	137	203	V
1	* 2.39	37.2	Pk	32.2	-19.7	49.7	-	-	74	-24.3	137	203	V
3	* 2.39	27.7	RMS	32.2	-19.7	40.2	54	-13.8	-	-	137	203	V

* - indicates frequency in CFR47 Pt 15 / IC RSS-Restricted Band
Pk - Peak detector
RMS - RMS detection

This report shall not be reproduced except in full, without the written approval of UL Verification Services Inc.

8.4.2. AUTHORIZED BANDEDGE (HIGH CHANNEL)

HIGH CHANNEL HORIZONTAL

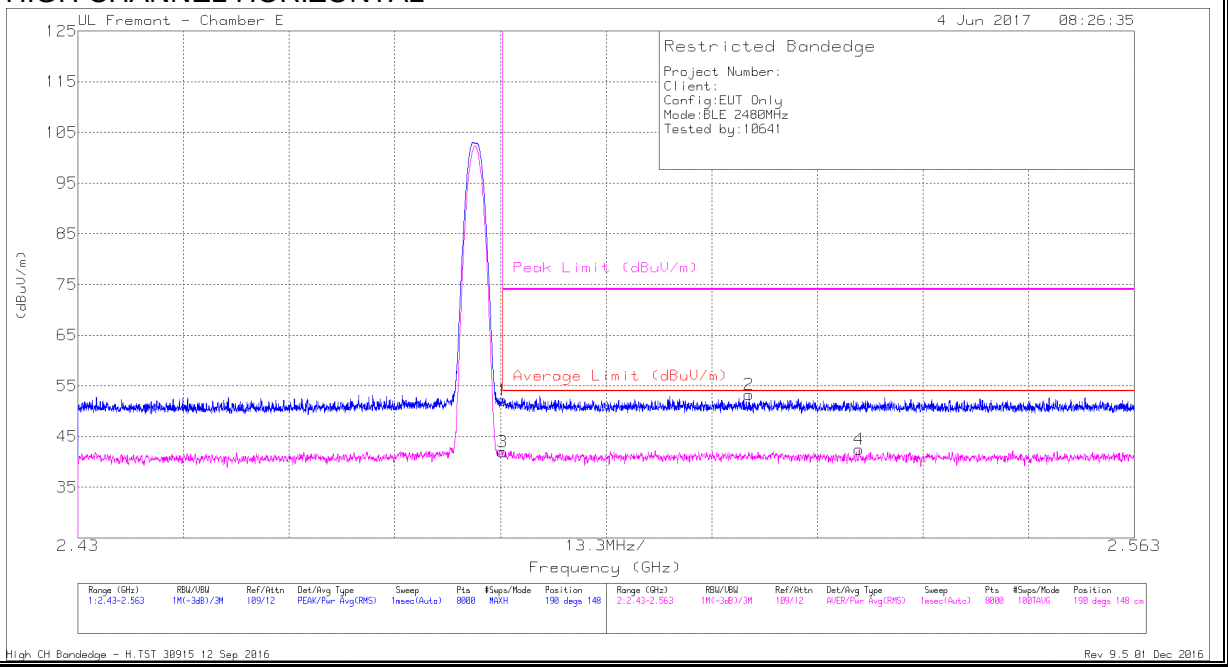

Marker	Frequency (GHz)	Meter Reading (dBuV)	Det	AF T136 (dB/m)	Amp/Cbl/Fltr/Pad (dB)	Corrected Reading (dBuV/m)	Average Limit (dBuV/m)	Margin (dB)	Peak Limit (dBuV/m)	PK Margin (dB)	Azimuth (Degs)	Height (cm)	Polarity
1	* 2.484	39.15	Pk	32.7	-19.7	52.15	-	-	74	-21.85	190	148	H
3	* 2.484	29.01	RMS	32.7	-19.7	42.01	54	-11.99	-	-	190	148	H
2	2.514	40.38	Pk	32.7	-19.8	53.28	-	-	74	-20.72	190	148	H
4	2.528	29.66	RMS	32.7	-19.9	42.46	54	-11.54	-	-	190	148	H

* - indicates frequency in CFR47 Pt 15 / IC RSS-Restricted Band
Pk - Peak detector
RMS - RMS detection

This report shall not be reproduced except in full, without the written approval of UL Verification Services Inc.

HIGH CHANNEL VERTICAL

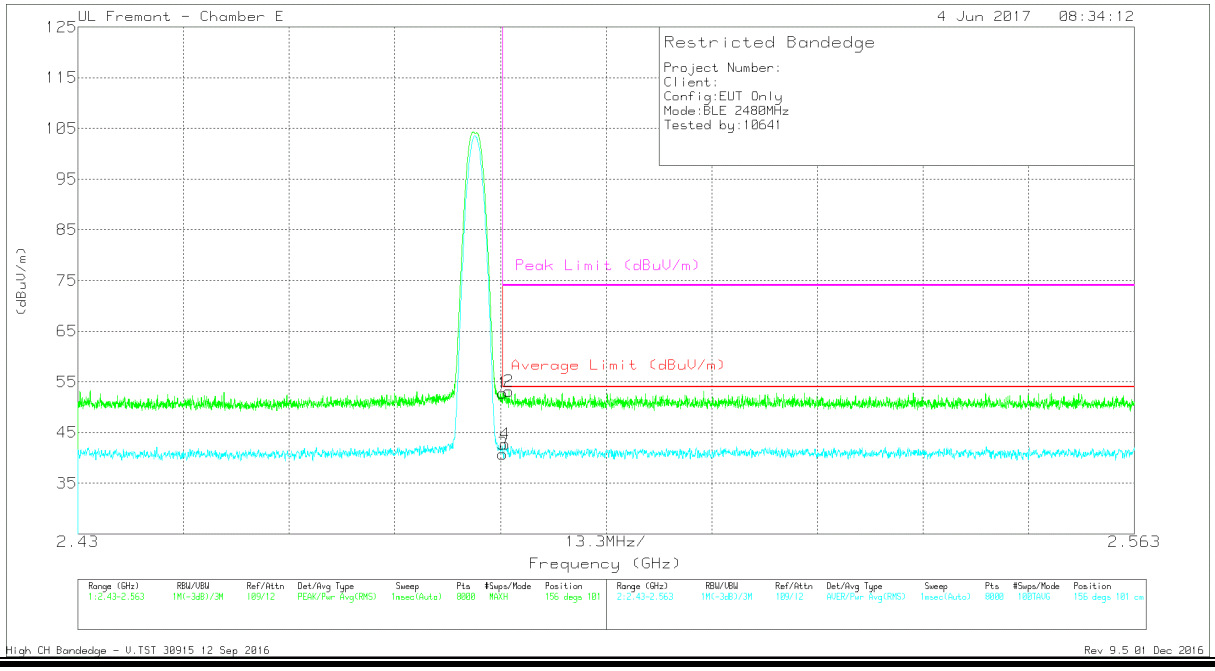

Marker	Frequency (GHz)	Meter Reading (dBuV)	Det	AF T136 (dB/m)	Amp/Cbl/Fltr/Pad (dB)	Corrected Reading (dBuV/m)	Average Limit (dBuV/m)	Margin (dB)	Peak Limit (dBuV/m)	PK Margin (dB)	Azimuth (Degs)	Height (cm)	Polarity
1	* 2.484	39.73	Pk	32.7	-19.7	52.73	-	-	74	-21.27	156	101	V
2	* 2.484	40.15	Pk	32.7	-19.7	53.15	-	-	74	-20.85	156	101	V
3	* 2.484	27.79	RMS	32.7	-19.7	40.79	54	-13.21	-	-	156	101	V
4	* 2.484	29.7	RMS	32.7	-19.7	42.7	54	-11.3	-	-	156	101	V

* - indicates frequency in CFR47 Pt 15 / IC RSS-Restricted Band
Pk - Peak detector
RMS - RMS detection

This report shall not be reproduced except in full, without the written approval of UL Verification Services Inc.

8.4.3. HARMONICS AND SPURIOUS EMISSIONS

LOW CHANNEL HORIZONTAL

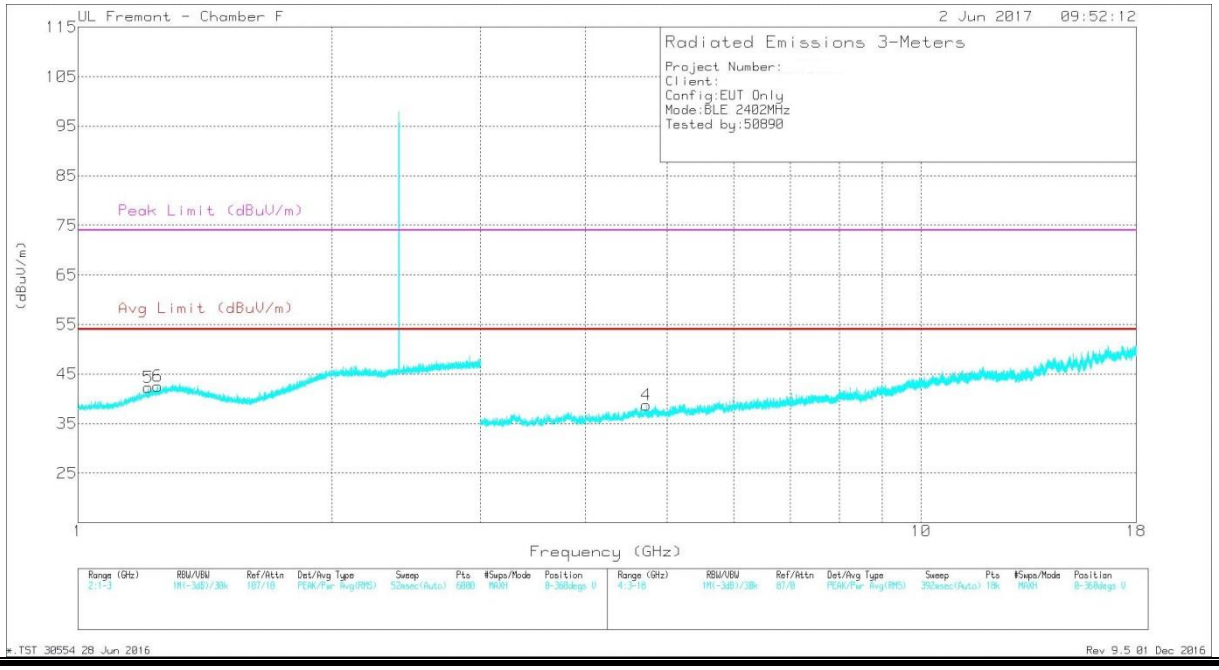

LOW CHANNEL VERTICAL

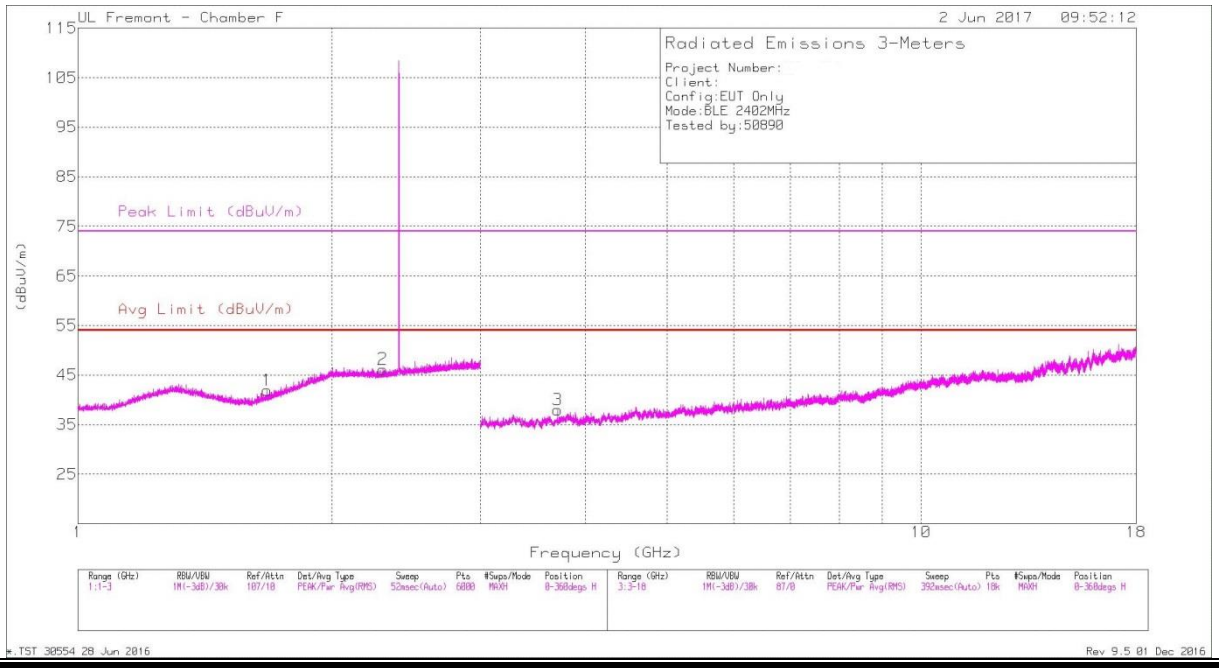

This report shall not be reproduced except in full, without the written approval of UL Verification Services Inc.

Markers	Frequency (GHz)	Meter Reading (dBuV)	Det	AF T119 (dB/m)	Amp/Cbl/Fltr/Pad (dB)	Corrected Reading (dBuV/m)	Avg Limit (dBuV/m)	Margin (dB)	Peak Limit (dBuV/m)	PK Margin (dB)	Azimuth (Degs)	Height (cm)	Polarity
1	* 1.674	41.95	PK2	28.1	-21.8	48.25	-	-	74	-25.75	157	350	H
	* 1.676	29.84	MAv1	28.1	-21.8	36.14	54	-17.86	-	-	157	350	H
2	* 2.237	42.83	PK2	31.9	-21	53.73	-	-	74	-20.27	54	343	H
	* 2.298	29.98	MAv1	31.6	-21	40.58	54	-13.42	-	-	54	343	H
5	* 1.213	42.19	PK2	29	-22.4	48.79	-	-	74	-25.21	214	135	V
	* 1.21	30.19	MAv1	29	-22.5	36.69	54	-17.31	-	-	214	135	V
6	* 1.243	42.18	PK2	29.4	-22.4	49.18	-	-	74	-24.82	252	266	V
	* 1.243	30.12	MAv1	29.4	-22.4	37.12	54	-16.88	-	-	252	266	V
3	* 3.706	39.35	PK2	33.3	-29.3	43.35	-	-	74	-30.65	265	243	H
	* 3.707	27.74	MAv1	33.3	-29.3	31.74	54	-22.26	-	-	265	243	H
4	* 4.723	39.6	PK2	34.1	-28.5	45.2	-	-	74	-28.8	12	299	V
	* 4.721	27.89	MAv1	34.1	-28.4	33.59	54	-20.41	-	-	12	299	V

* - indicates frequency in CFR47 Pt 15 / IC RSS-Restricted Band
PK2 - KDB558074 Method: Maximum Peak
MAv1 - KDB558074 Option 1 Maximum RMS Average
*.TST 30554 28 Jun 2016
Rev 9.5 01 Dec 2016

UL VERIFICATION SERVICES INC. FORM NO: CCSUP4701I
47173 BENICIA STREET, FREMONT, CA 94538, USA TEL: (510) 771-1000 FAX: (510) 661-0888
This report shall not be reproduced except in full, without the written approval of UL Verification Services Inc.

MID CHANNEL HORIZONTAL

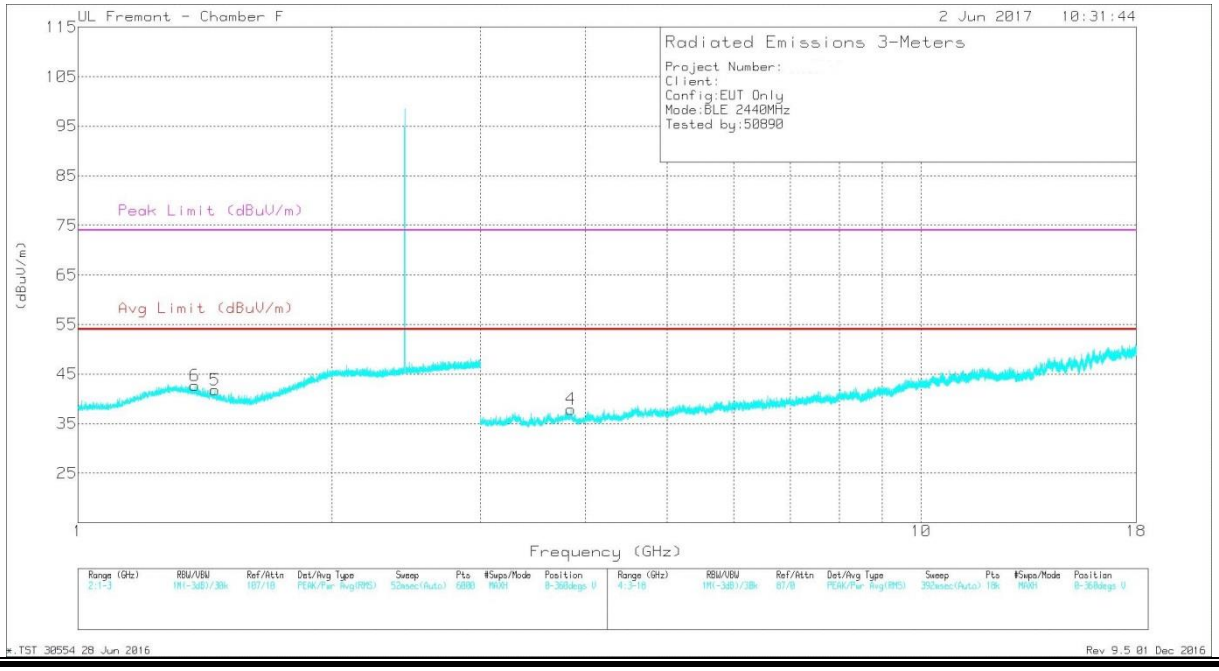

MID CHANNEL VERTICAL

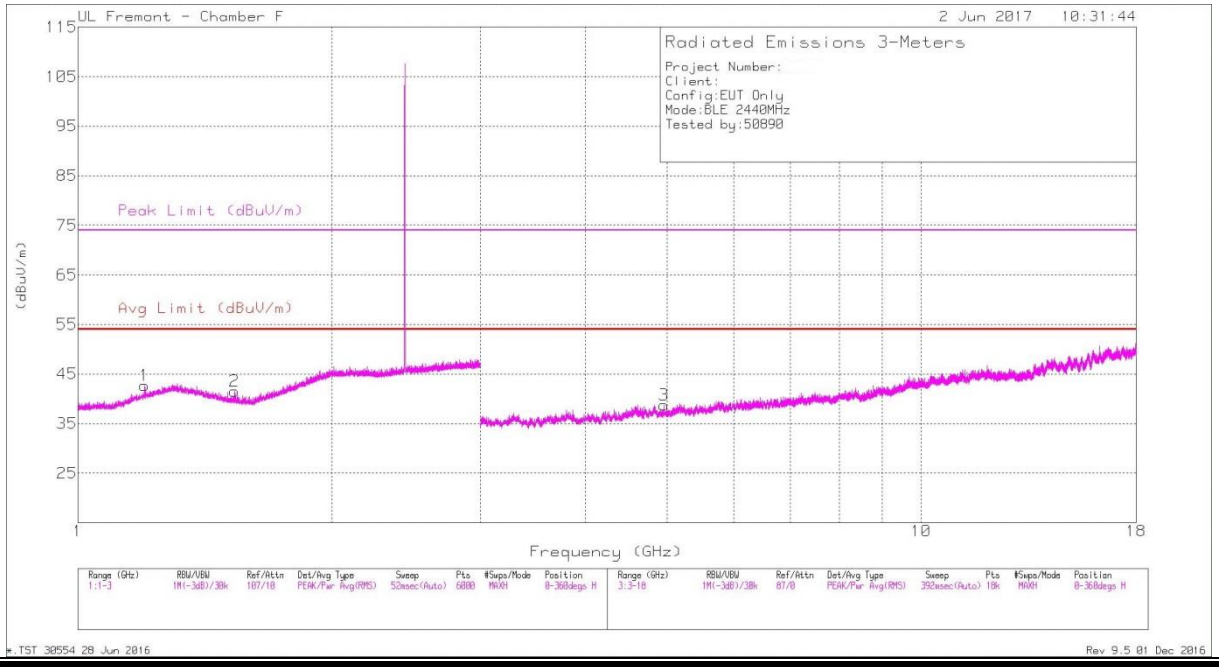

This report shall not be reproduced except in full, without the written approval of UL Verification Services Inc.

Markers	Frequency (GHz)	Meter Reading (dBuV)	Det	AF T119 (dB/m)	Amp/Cbl/Fltr/Pad (dB)	Corrected Reading (dBuV/m)	Avg Limit (dBuV/m)	Margin (dB)	Peak Limit (dBuV/m)	PK Margin (dB)	Azimuth (Degs)	Height (cm)	Polarity
1	* 1.199	42.16	PK2	28.8	-22.5	48.46	-	-	74	-25.54	19	321	H
	* 1.199	30.13	MAv1	28.8	-22.5	36.43	54	-17.57	-	-	19	321	H
2	* 1.531	41.73	PK2	27.6	-22	47.33	-	-	74	-26.67	236	116	H
	* 1.533	29.91	MAv1	27.6	-22	35.51	54	-18.49	-	-	236	116	H
5	* 1.455	42.09	PK2	28.3	-22	48.39	-	-	74	-25.61	28	260	V
	* 1.454	29.98	MAv1	28.3	-22	36.28	54	-17.72	-	-	28	260	V
6	* 1.375	42.1	PK2	29.3	-22.1	49.3	-	-	74	-24.7	353	234	V
	* 1.373	30.02	MAv1	29.3	-22.1	37.22	54	-16.78	-	-	353	234	V
3	* 4.951	38.99	PK2	34.2	-28.4	44.79	-	-	74	-29.21	258	226	H
	* 4.953	27.46	MAv1	34.2	-28.4	33.26	54	-20.74	-	-	258	226	H
4	* 3.842	38.96	PK2	33.3	-28.2	44.06	-	-	74	-29.94	210	214	V
	* 3.843	27.62	MAv1	33.3	-28.2	32.72	54	-21.28	-	-	210	214	V

* - indicates frequency in CFR47 Pt 15 / IC RSS-Restricted Band
PK2 - KDB558074 Method: Maximum Peak
MAv1 - KDB558074 Option 1 Maximum RMS Average
*.TST 30554 28 Jun 2016
Rev 9.5 01 Dec 2016

This report shall not be reproduced except in full, without the written approval of UL Verification Services Inc.

HIGH CHANNEL HORIZONTAL

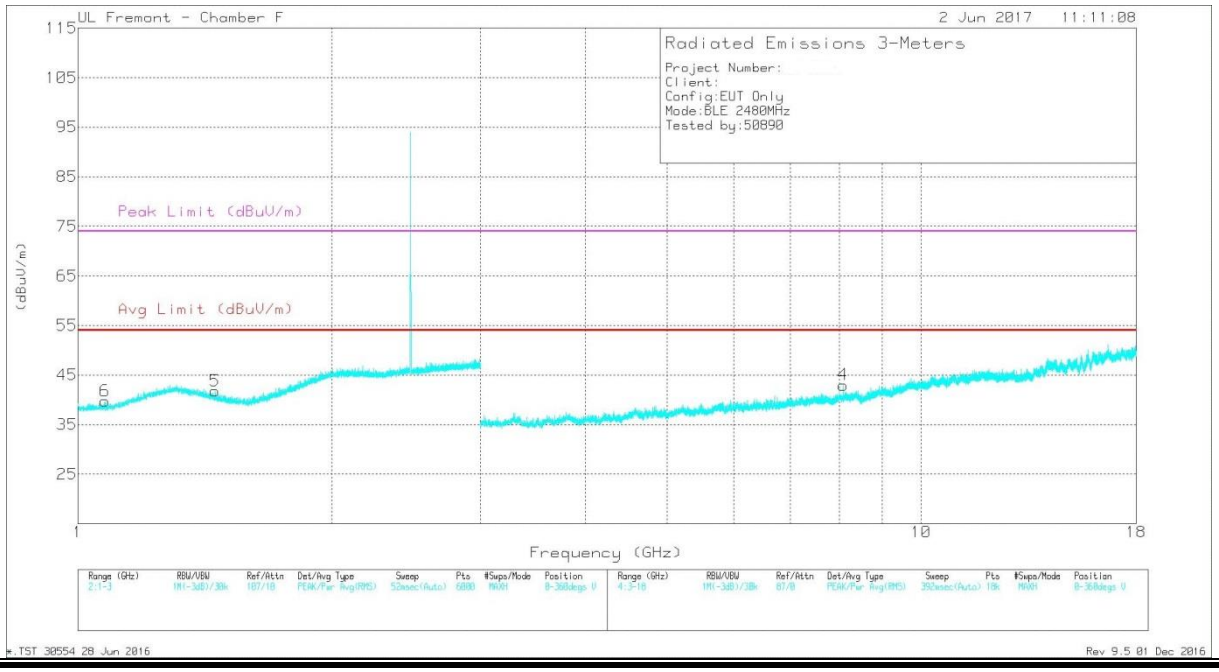

HIGH CHANNEL VERTICAL

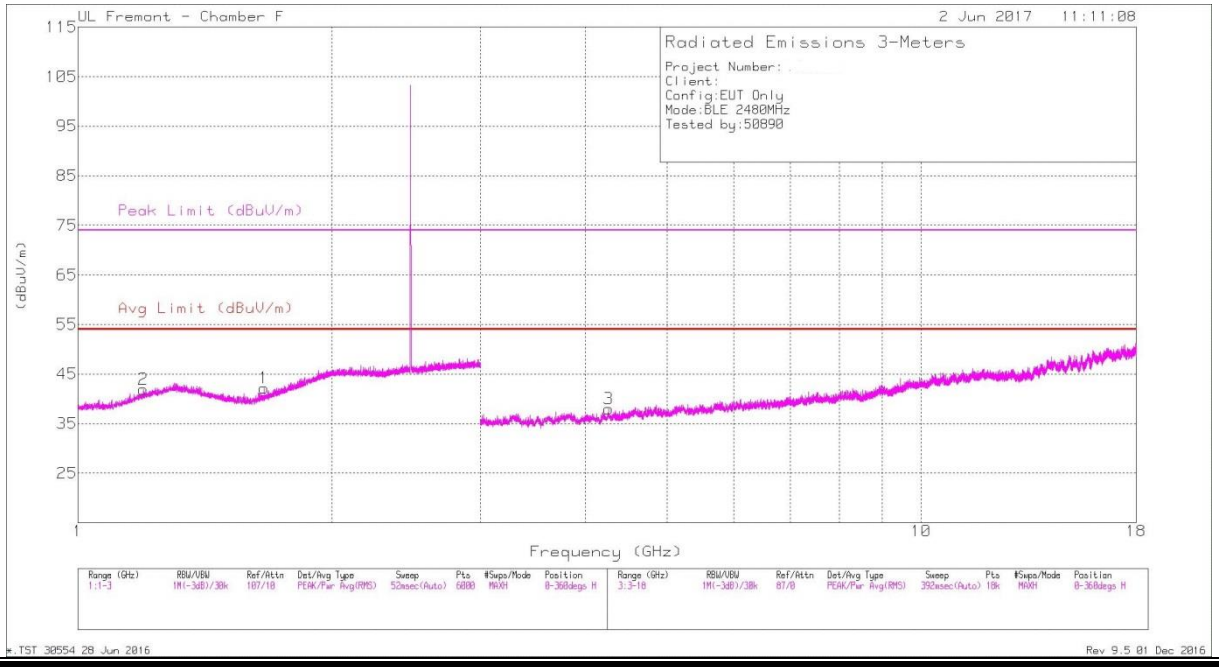

This report shall not be reproduced except in full, without the written approval of UL Verification Services Inc.

Markers	Frequency (GHz)	Meter Reading (dBuV)	Det	AF T119 (dB/m)	Amp/Cbl/Fltr/ Pad (dB)	Corrected Reading (dBuV/m)	Avg Limit (dBuV/m)	Margin (dB)	Peak Limit (dBuV/m)	PK Margin (dB)	Azimuth (Degs)	Height (cm)	Polarity
1	* 1.662	41.84	PK2	27.9	-21.8	47.94	-	-	74	-26.06	284	386	H
	* 1.662	29.9	MAv1	27.9	-21.8	36	54	-18	-	-	284	386	H
2	* 1.196	42.88	PK2	28.8	-22.5	49.18	-	-	74	-24.82	184	132	H
	* 1.193	30.07	MAv1	28.7	-22.5	36.27	54	-17.73	-	-	184	132	H
5	* 1.452	41.89	PK2	28.4	-22	48.29	-	-	74	-25.71	309	167	V
	* 1.453	30	MAv1	28.4	-22	36.4	54	-17.6	-	-	309	167	V
6	* 1.079	42.5	PK2	26.8	-22.8	46.5	-	-	74	-27.5	219	219	V
	* 1.077	30.33	MAv1	26.8	-22.7	34.43	54	-19.57	-	-	219	219	V
3	* 4.258	39.1	PK2	33.6	-28.4	44.3	-	-	74	-29.7	54	321	H
	* 4.261	27.43	MAv1	33.6	-28.5	32.53	54	-21.47	-	-	54	321	H
4	* 8.079	36.96	PK2	36	-24.3	48.66	-	-	74	-25.34	45	271	V
	* 8.08	24.71	MAv1	36	-24.3	36.41	54	-17.59	-	-	45	271	V

* - indicates frequency in CFR47 Pt 15 / IC RSS-Restricted Band
PK2 - KDB558074 Method: Maximum Peak
MAv1 - KDB558074 Option 1 Maximum RMS Average
*.TST 30554 28 Jun 2016
Rev 9.5 01 Dec 2016

This report shall not be reproduced except in full, without the written approval of UL Verification Services Inc.

8.5. LAT 3 BLE 1M Plow

8.5.1. RESTRICTED BANDEDGE (LOW CHANNEL)

LOW CHANNEL HORIZONTAL

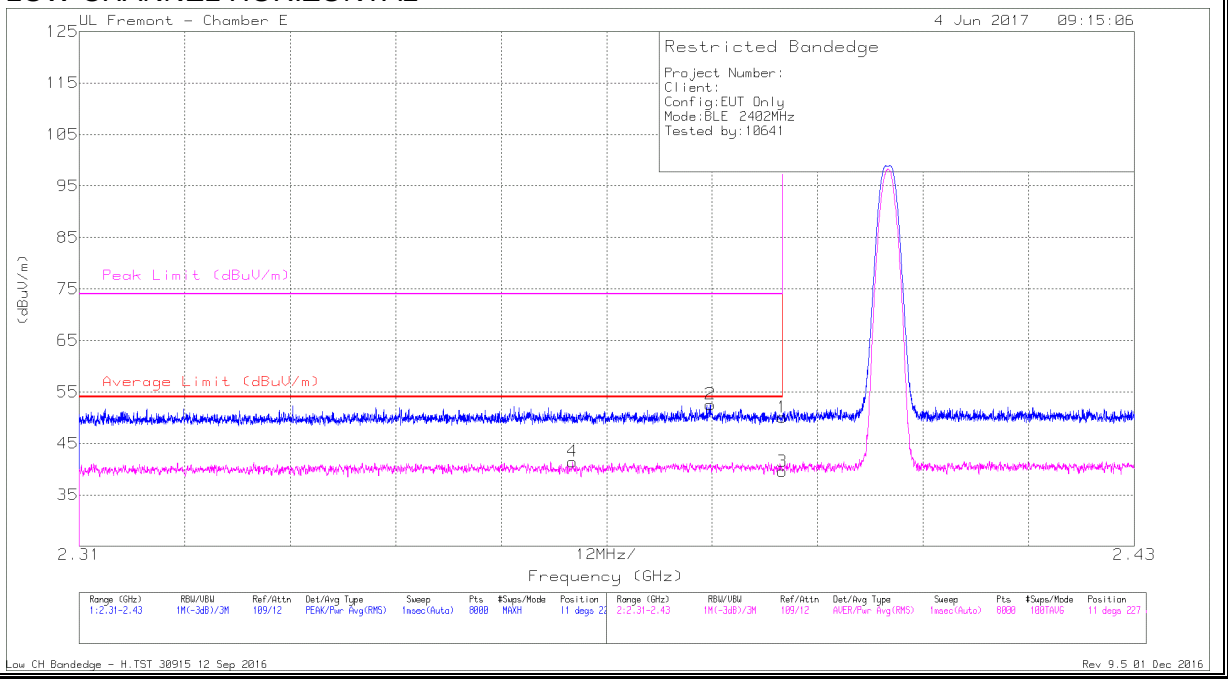

Marker	Frequency (GHz)	Meter Reading (dBuV)	Det	AF T136 (dB/m)	Amp/Cbl/Fltr/Pad (dB)	Corrected Reading (dBuV/m)	Average Limit (dBuV/m)	Margin (dB)	Peak Limit (dBuV/m)	PK Margin (dB)	Azimuth (Degs)	Height (cm)	Polarity
4	* 2.366	29.07	RMS	32.2	-19.8	41.47	54	-12.53	-	-	11	227	H
2	* 2.382	39.89	Pk	32.2	-19.5	52.59	-	-	74	-21.41	11	227	H
1	* 2.39	37.57	Pk	32.2	-19.7	50.07	-	-	74	-23.93	11	227	H
3	* 2.39	27.08	RMS	32.2	-19.7	39.58	54	-14.42	-	-	11	227	H

* - indicates frequency in CFR47 Pt 15 / IC RSS-Restricted Band
Pk - Peak detector
RMS - RMS detection

This report shall not be reproduced except in full, without the written approval of UL Verification Services Inc.

LOW CHANNEL VERTICAL

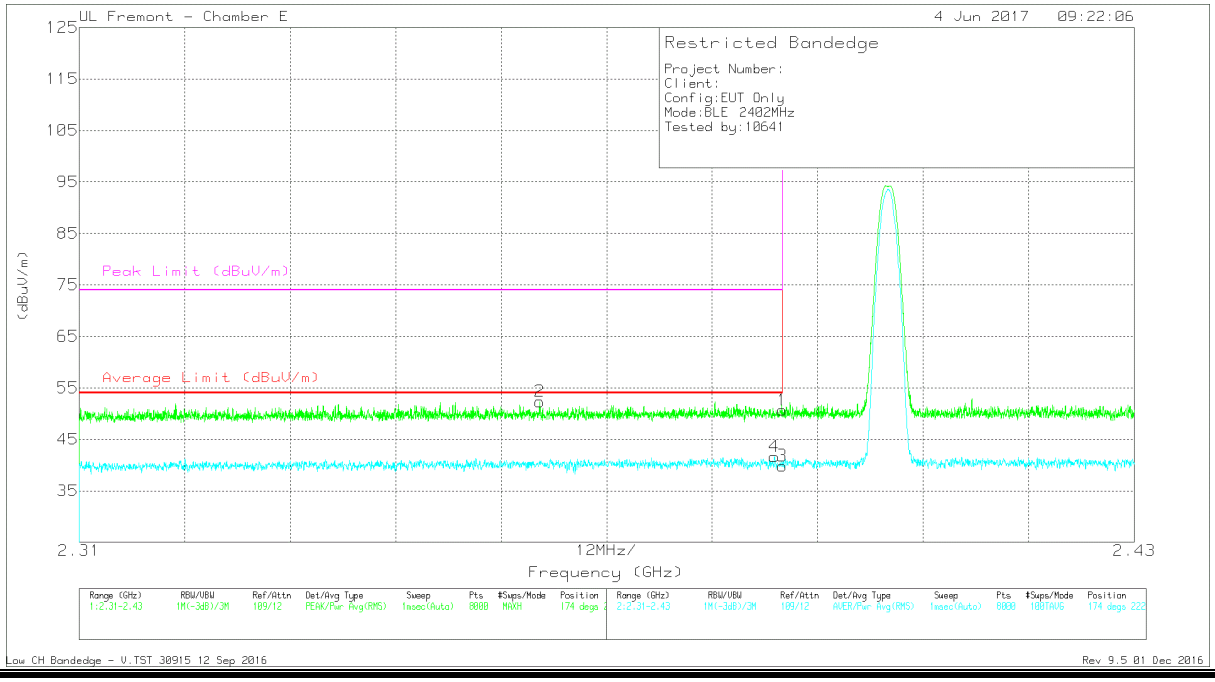

Marker	Frequency (GHz)	Meter Reading (dBuV)	Det	AF T136 (dB/m)	Amp/Cbl/Fltr/Pad (dB)	Corrected Reading (dBuV/m)	Average Limit (dBuV/m)	Margin (dB)	Peak Limit (dBuV/m)	PK Margin (dB)	Azimuth (Degs)	Height (cm)	Polarity
2	* 2.362	39.85	Pk	32.2	-19.7	52.35	-	-	74	-21.65	174	222	V
4	* 2.389	29.13	RMS	32.2	-19.7	41.63	54	-12.37	-	-	174	222	V
1	* 2.39	38.18	Pk	32.2	-19.7	50.68	-	-	74	-23.32	174	222	V
3	* 2.39	27.34	RMS	32.2	-19.7	39.84	54	-14.16	-	-	174	222	V

* - indicates frequency in CFR47 Pt 15 / IC RSS-Restricted Band
Pk - Peak detector
RMS - RMS detection

This report shall not be reproduced except in full, without the written approval of UL Verification Services Inc.

8.5.2. AUTHORIZED BANDEDGE (HIGH CHANNEL)

HIGH CHANNEL HORIZONTAL

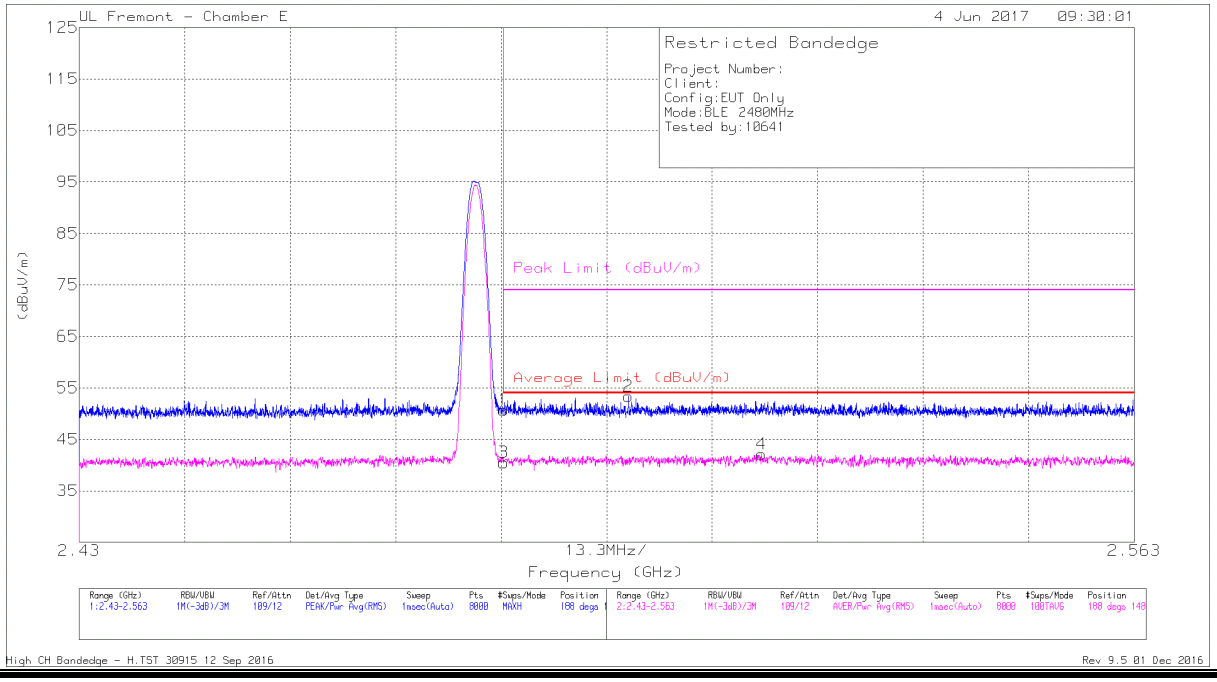

Marker	Frequency (GHz)	Meter Reading (dBuV)	Det	AF T136 (dB/m)	Amp/Cbl/Fltr/Pad (dB)	Corrected Reading (dBuV/m)	Average Limit (dBuV/m)	Margin (dB)	Peak Limit (dBuV/m)	PK Margin (dB)	Azimuth (Degs)	Height (cm)	Polarity
1	* 2.484	37.76	Pk	32.7	-19.7	50.76	-	-	74	-23.24	188	148	H
3	* 2.484	27.51	RMS	32.7	-19.7	40.51	54	-13.49	-	-	188	148	H
2	* 2.499	40.59	Pk	32.7	-19.9	53.39	-	-	74	-20.61	188	148	H
4	2.516	29.15	RMS	32.7	-19.7	42.15	54	-11.85	-	-	188	148	H

* - indicates frequency in CFR47 Pt 15 / IC RSS-Restricted Band
Pk - Peak detector
RMS - RMS detection

This report shall not be reproduced except in full, without the written approval of UL Verification Services Inc.

HIGH CHANNEL VERTICAL

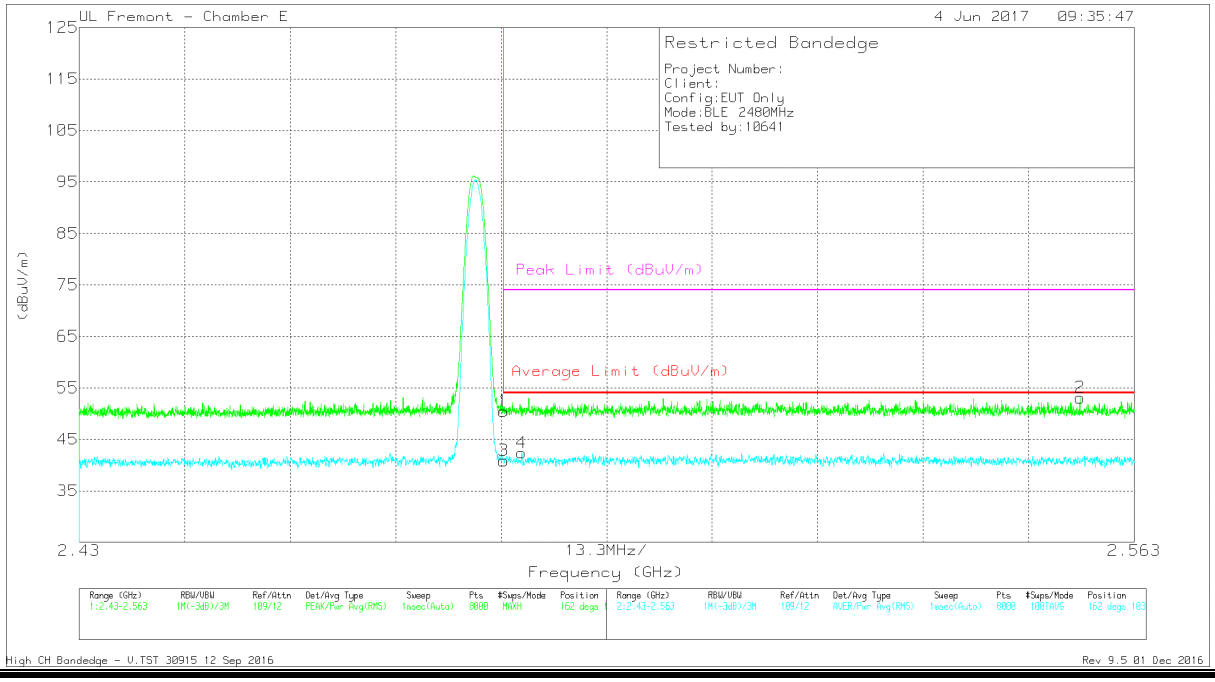

Marker	Frequency (GHz)	Meter Reading (dBuV)	Det	AF T136 (dB/m)	Amp/Cbl/Fltr/Pad (dB)	Corrected Reading (dBuV/m)	Average Limit (dBuV/m)	Margin (dB)	Peak Limit (dBuV/m)	PK Margin (dB)	Azimuth (Degs)	Height (cm)	Polarity
1	* 2.484	37.49	Pk	32.7	-19.7	50.49	-	-	74	-23.51	162	103	V
3	* 2.484	27.87	RMS	32.7	-19.7	40.87	54	-13.13	-	-	162	103	V
4	* 2.486	29.46	RMS	32.7	-19.8	42.36	54	-11.64	-	-	162	103	V
2	2.556	40.3	Pk	32.6	-19.8	53.1	-	-	74	-20.9	162	103	V

* - indicates frequency in CFR47 Pt 15 / IC RSS-Restricted Band
Pk - Peak detector
RMS - RMS detection

This report shall not be reproduced except in full, without the written approval of UL Verification Services Inc.

8.5.3. HARMONICS AND SPURIOUS EMISSIONS

LOW CHANNEL HORIZONTAL

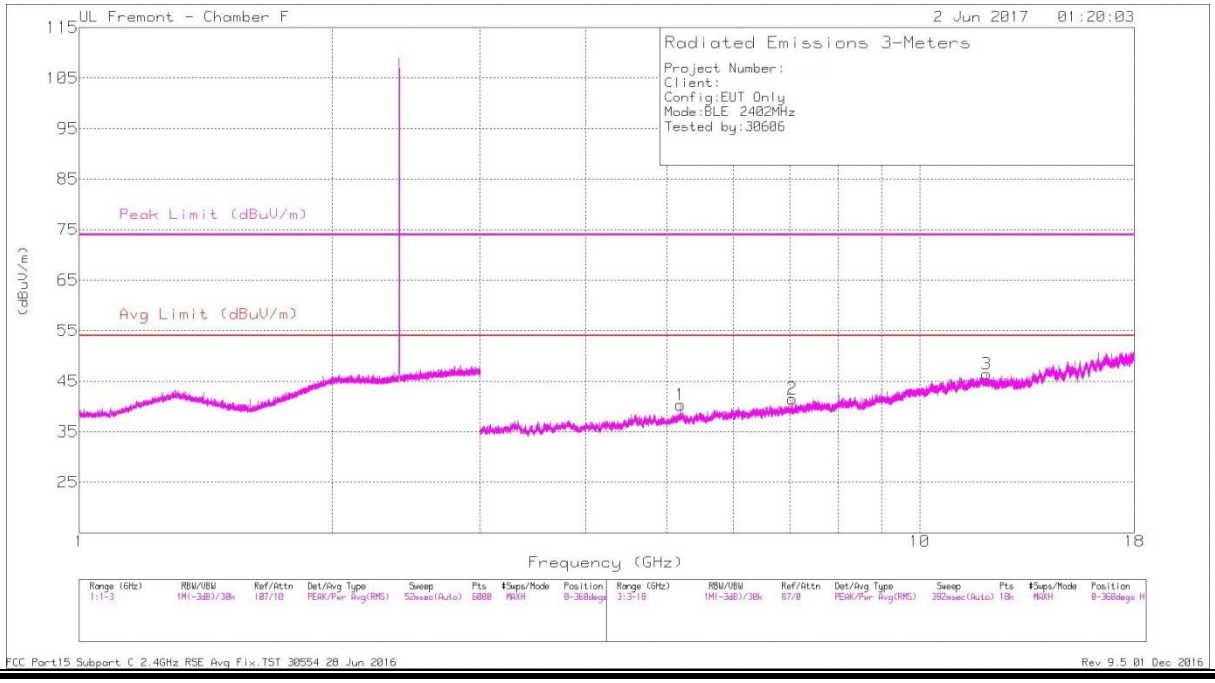

LOW CHANNEL VERTICAL

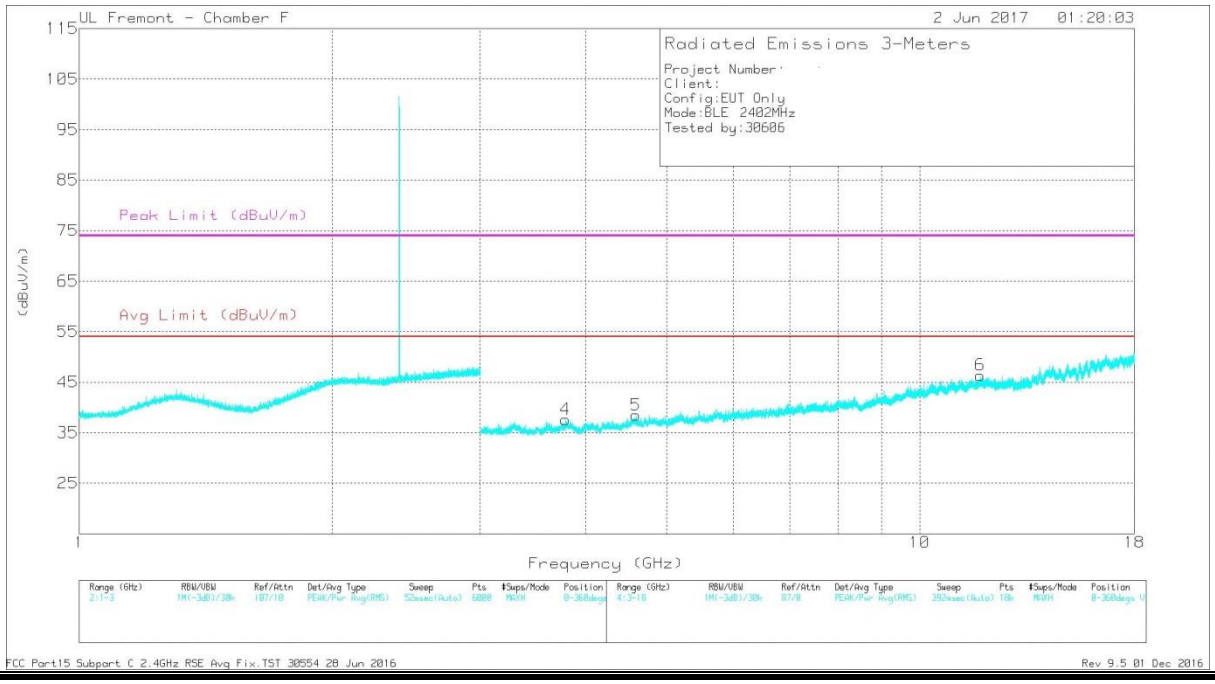

This report shall not be reproduced except in full, without the written approval of UL Verification Services Inc.

Marker	Frequency (GHz)	Meter Reading (dBuV)	Det	AF T119 (dB/m)	Amp/Cbl/Fltr/ Pad (dB)	Corrected Reading (dBuV/m)	Avg Limit (dBuV/m)	Margin (dB)	Peak Limit (dBuV/m)	PK Margin (dB)	Azimuth (Degs)	Height (cm)	Polarity
1	5.197	38.22	PK2	34.6	-27.1	45.72	-	-	-	-	360	100	H
2	7.055	37.55	PK2	35.8	-26	47.35	-	-	-	-	360	100	H
3	* 12.001	35.97	PK2	39.3	-22.5	52.77	-	-	74	-21.23	360	100	H
	* 12.001	24.74	MAv1	39.3	-22.5	41.54	54	-12.46	-	-	360	100	H
4	* 3.789	39.59	PK2	33.3	-28.8	44.09	-	-	74	-29.91	360	100	V
	* 3.791	28.04	MAv1	33.3	-28.7	32.64	54	-21.36	-	-	360	100	V
5	* 4.596	38.93	PK2	34.1	-27.9	45.13	-	-	74	-28.87	360	100	V
	* 4.597	27.65	MAv1	34.1	-27.9	33.85	54	-20.15	-	-	360	100	V
6	* 11.798	35.75	PK2	39	-21.9	52.85	-	-	74	-21.15	360	100	V
	* 11.8	24.49	MAv1	39	-21.8	41.69	54	-12.31	-	-	360	100	V

* - indicates frequency in CFR47 Pt 15 / IC RSS-Restricted Band
PK2 - KDB558074 Method: Maximum Peak
MAv1 - KDB558074 Option 1 Maximum RMS Average
FCC Part15 Subpart C 2.4GHz RSE Avg Fix.TST 30554 28 Jun 2016
Rev 9.5 01 Dec 2016

UL VERIFICATION SERVICES INC. FORM NO: CCSUP4701I
47173 BENICIA STREET, FREMONT, CA 94538, USA TEL: (510) 771-1000 FAX: (510) 661-0888
This report shall not be reproduced except in full, without the written approval of UL Verification Services Inc.

MID CHANNEL HORIZONTAL

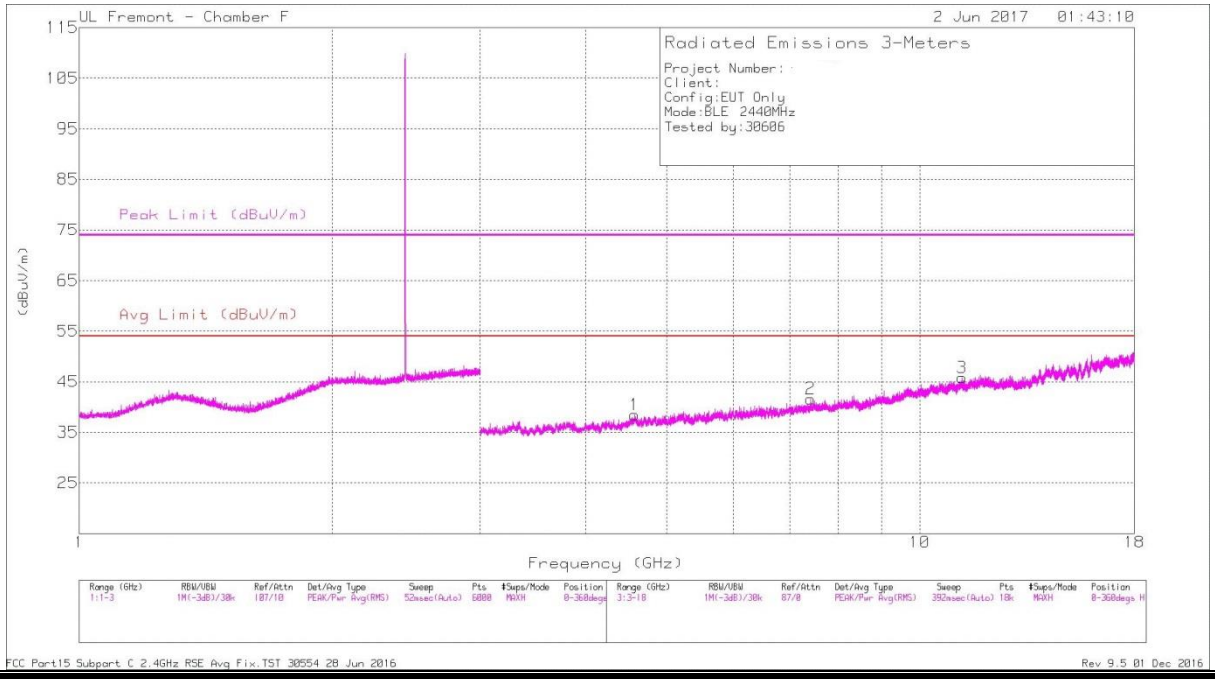

MID CHANNEL VERTICAL

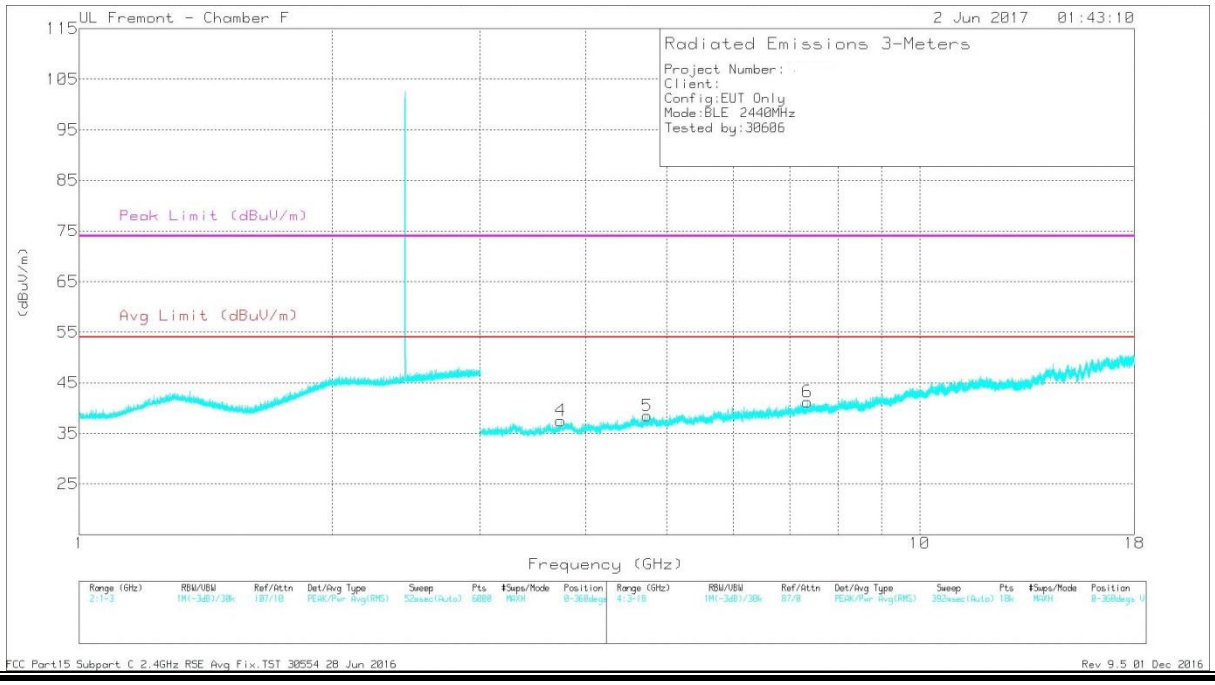

This report shall not be reproduced except in full, without the written approval of UL Verification Services Inc.

Marker	Frequency (GHz)	Meter Reading (dBuV)	Det	AF T119 (dB/m)	Amp/Cbl/Fltr/ Pad (dB)	Corrected Reading (dBuV/m)	Avg Limit (dBuV/m)	Margin (dB)	Peak Limit (dBuV/m)	PK Margin (dB)	Azimuth (Degs)	Height (cm)	Polarity
1	* 4.579	38.83	PK2	34.1	-27.7	45.23	-	-	74	-28.77	360	101	H
	* 4.579	27.7	MAv1	34.1	-27.7	34.1	54	-19.9	-	-	360	101	H
2	* 7.414	36.92	PK2	36	-25.3	47.62	-	-	74	-26.38	360	101	H
	* 7.414	25.86	MAv1	36	-25.3	36.56	54	-17.44	-	-	360	101	H
3	* 11.231	35.69	PK2	38.1	-21.3	52.49	-	-	74	-21.51	360	101	H
	* 11.229	24.08	MAv1	38.1	-21.3	40.88	54	-13.12	-	-	360	101	H
4	* 3.743	40.02	PK2	33.3	-29.2	44.12	-	-	74	-29.88	360	101	V
	* 3.742	28.46	MAv1	33.3	-29.2	32.56	54	-21.44	-	-	360	101	V
5	* 4.74	39.25	PK2	34.1	-28.2	45.15	-	-	74	-28.85	360	101	V
	* 4.743	27.79	MAv1	34.1	-28.2	33.69	54	-20.31	-	-	360	101	V
6	* 7.349	37.38	PK2	35.9	-25.6	47.68	-	-	74	-26.32	360	101	V
	* 7.348	26.27	MAv1	35.9	-25.6	36.57	54	-17.43	-	-	360	101	V

* - indicates frequency in CFR47 Pt 15 / IC RSS-Restricted Band
PK2 - KDB558074 Method: Maximum Peak
MAv1 - KDB558074 Option 1 Maximum RMS Average
FCC Part15 Subpart C 2.4GHz RSE Avg Fix.TST 30554 28 Jun 2016
Rev 9.5 01 Dec 2016

UL VERIFICATION SERVICES INC. FORM NO: CCSUP4701I
47173 BENICIA STREET, FREMONT, CA 94538, USA TEL: (510) 771-1000 FAX: (510) 661-0888
This report shall not be reproduced except in full, without the written approval of UL Verification Services Inc.

HIGH CHANNEL HORIZONTAL

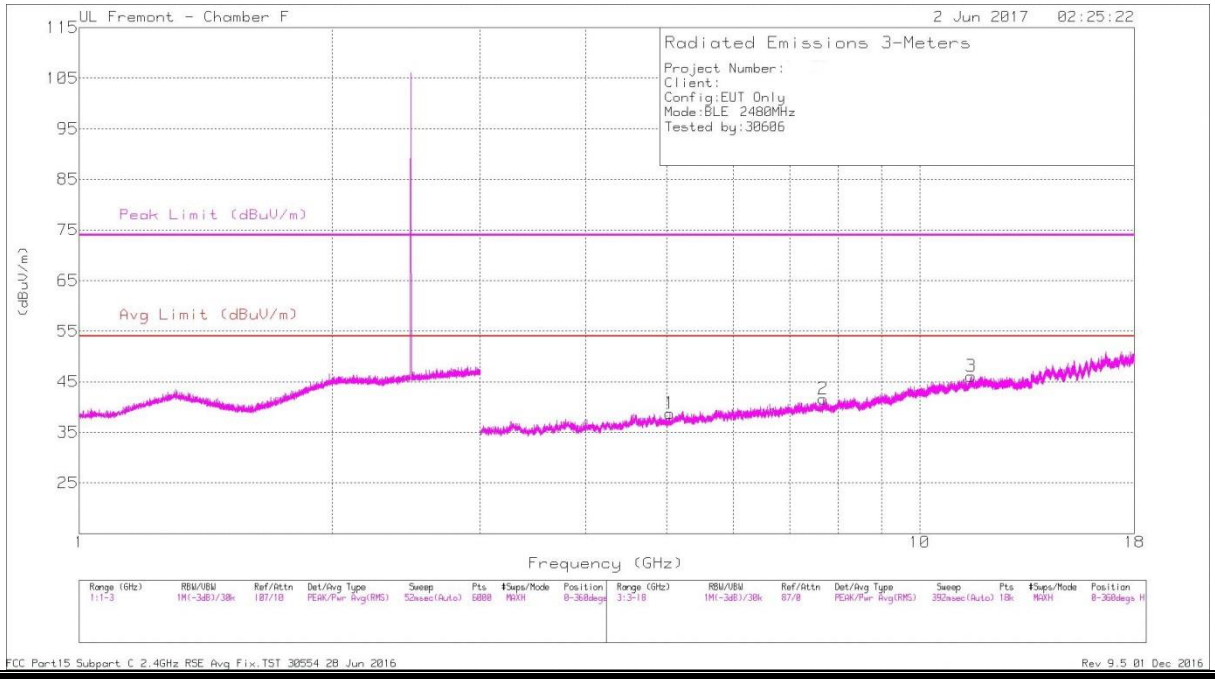

HIGH CHANNEL VERTICAL

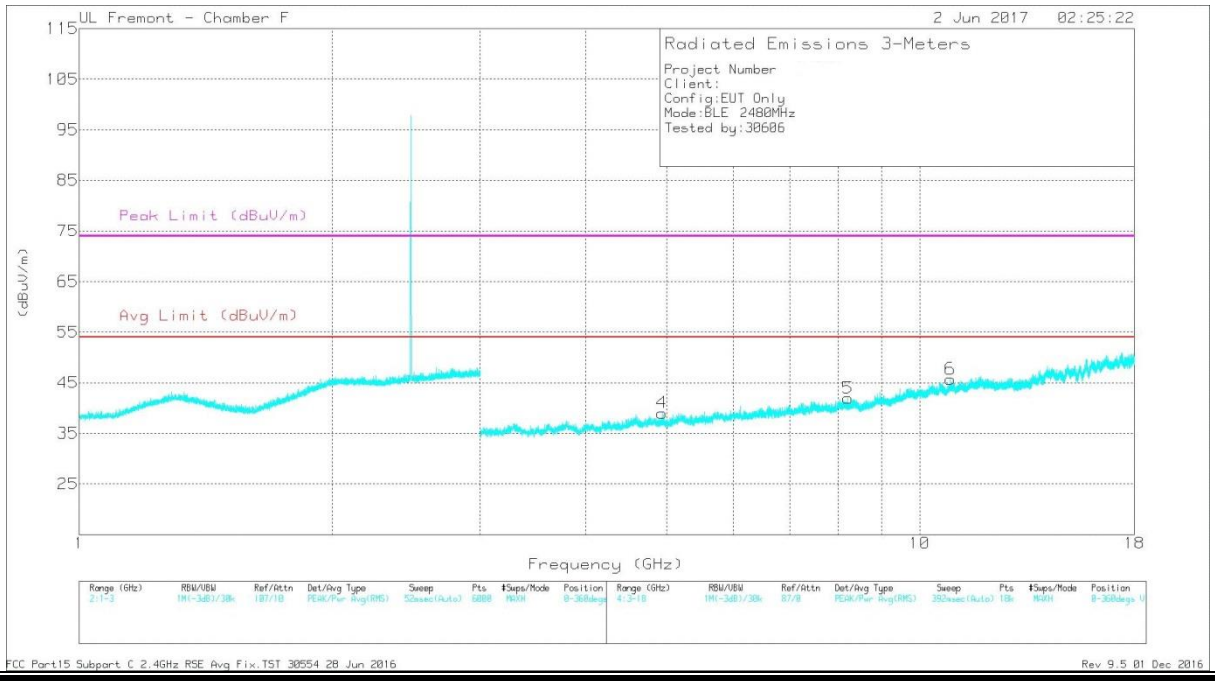

This report shall not be reproduced except in full, without the written approval of UL Verification Services Inc.

Marker	Frequency (GHz)	Meter Reading (dBuV)	Det	AF T119 (dB/m)	Amp/Cbl/Fltr/ Pad (dB)	Corrected Reading (dBuV/m)	Avg Limit (dBuV/m)	Margin (dB)	Peak Limit (dBuV/m)	PK Margin (dB)	Azimuth (Degs)	Height (cm)	Polarity
1	* 5.045	39.5	PK2	34.3	-28.2	45.6	-	-	74	-28.4	360	100	H
	* 5.043	27.7	MAv1	34.3	-28.3	33.7	54	-20.3	-	-	360	100	H
2	* 7.681	37.15	PK2	36.1	-25.4	47.85	-	-	74	-26.15	360	100	H
	* 7.68	25.79	MAv1	36.1	-25.4	36.49	54	-17.51	-	-	360	100	H
3	* 11.511	35.19	PK2	38.5	-21.1	52.59	-	-	74	-21.41	360	100	H
	* 11.513	24.33	MAv1	38.5	-21.1	41.73	54	-12.27	-	-	360	100	H
4	* 4.937	39.54	PK2	34.2	-28.4	45.34	-	-	74	-28.66	360	100	V
	* 4.937	27.7	MAv1	34.2	-28.4	33.5	54	-20.5	-	-	360	100	V
5	* 8.216	36.38	PK2	36.2	-24.6	47.98	-	-	74	-26.02	360	100	V
	* 8.215	25.5	MAv1	36.2	-24.6	37.1	54	-16.9	-	-	360	100	V
6	* 10.875	35.39	PK2	37.8	-21.6	51.59	-	-	74	-22.41	360	100	V
	* 10.875	24.35	MAv1	37.8	-21.6	40.55	54	-13.45	-	-	360	100	V

* - indicates frequency in CFR47 Pt 15 / IC RSS-Restricted Band
PK2 - KDB558074 Method: Maximum Peak
MAv1 - KDB558074 Option 1 Maximum RMS Average
FCC Part15 Subpart C 2.4GHz RSE Avg Fix.TST 30554 28 Jun 2016
Rev 9.5 01 Dec 2016

This report shall not be reproduced except in full, without the written approval of UL Verification Services Inc.

8.6. WORST-CASE BELOW 1 GHz

SPURIOUS EMISSIONS 30 TO 1000 MHz (WORST-CASE CONFIGURATION)

HORIZONTAL PLOT

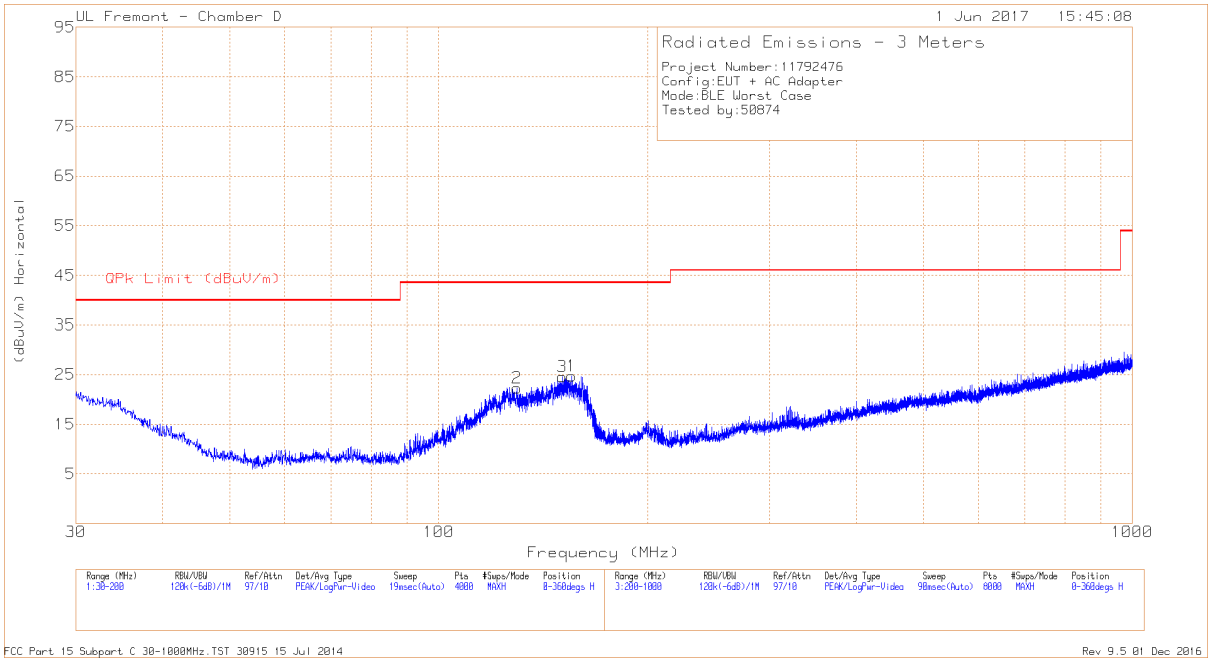

VERTICAL PLOT

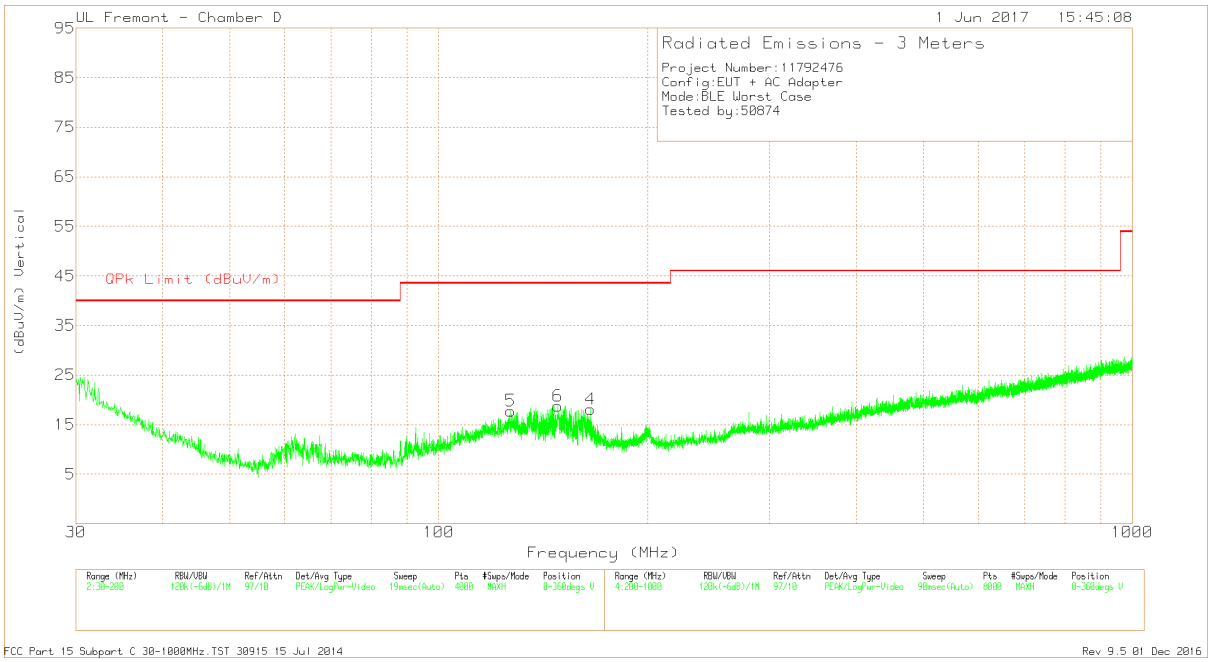

This report shall not be reproduced except in full, without the written approval of UL Verification Services Inc.

DATA

Marker	Frequency (MHz)	Meter Reading (dBuV)	Det	AF T243 (dB/m)	Amp/Cbl (dB)	Corrected Reading (dBuV/m)	QPk Limit (dBuV/m)	Margin (dB)	Azimuth (Degs)	Height (cm)	Polarity
2	* 129.6033	35.64	Pk	17.9	-31.2	22.34	43.52	-21.18	0-360	199	H
4	* 165.5676	33.11	Pk	15.9	-30.9	18.11	43.52	-25.41	0-360	100	V
5	* 127.1376	30.89	Pk	18.1	-31.2	17.79	43.52	-25.73	0-360	100	V
6	148.6482	33.37	Pk	16.5	-31.1	18.77	43.52	-24.75	0-360	100	V
3	150.6037	39.26	Pk	16.4	-31.1	24.56	43.52	-18.96	0-360	199	H
1	155.4075	39.39	Pk	16.3	-31	24.69	43.52	-18.83	0-360	199	H

* - indicates frequency in CFR47 Pt 15 / IC RSS-Restricted Band

Pk - Peak detector

FCC Part15C 30-1000MHz.TST 30915 15 Jul 2014
Rev 9.5 01 Dec 2016

UL VERIFICATION SERVICES INC. FORM NO: CCSUP4701I
47173 BENICIA STREET, FREMONT, CA 94538, USA TEL: (510) 771-1000 FAX: (510) 661-0888
This report shall not be reproduced except in full, without the written approval of UL Verification Services Inc.

8.7. WORST-CASE ABOVE 18 GHz

SPURIOUS EMISSIONS 18 TO 26 GHz (WORST-CASE CONFIGURATION)

HORIZONTAL PLOT

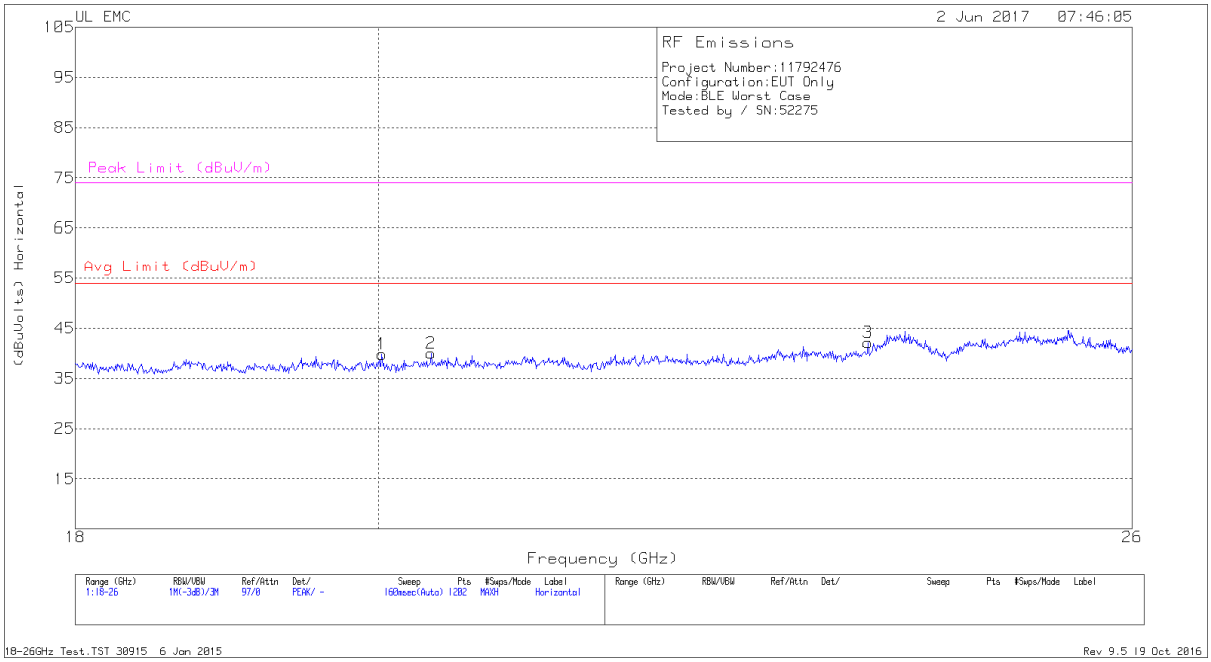

VERTICAL PLOT

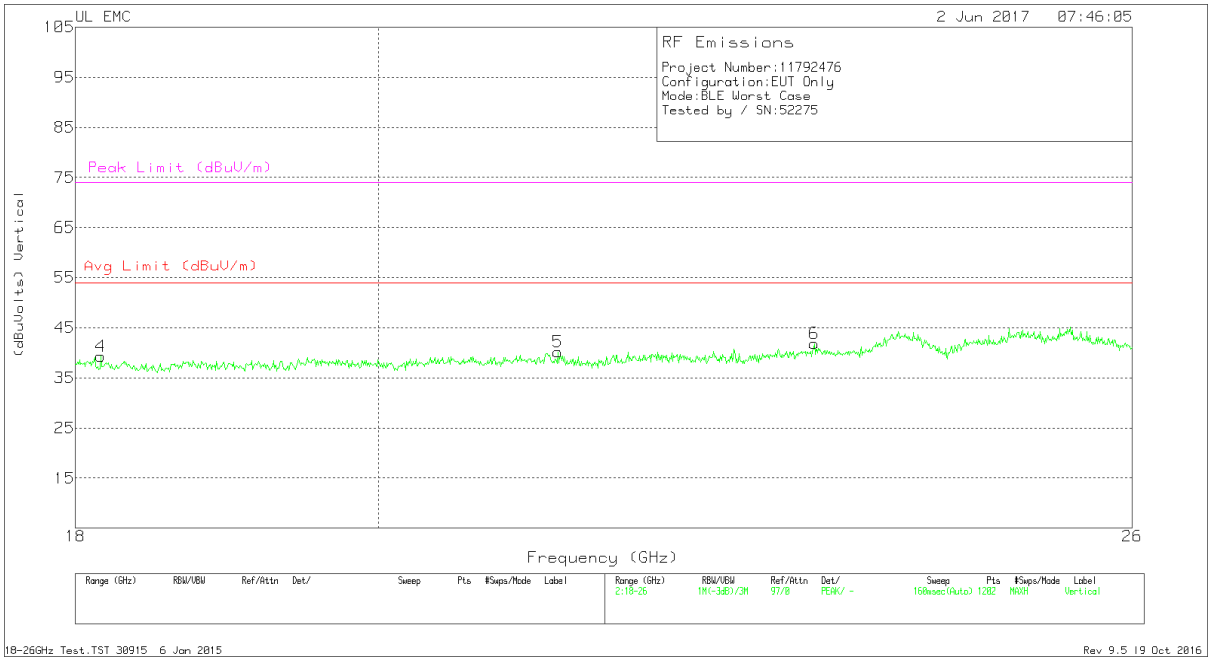

This report shall not be reproduced except in full, without the written approval of UL Verification Services Inc.

Data

Marker	Frequency (GHz)	Meter Reading (dBuV)	Det	T447 AF (dB/m)	Amp/Cbl (dB)	Dist Corr (dB)	Corrected Reading (dBuVolts)	Avg Limit (dBuV/m)	Margin (dB)	Peak Limit (dBuV/m)	PK Margin (dB)
1	20.025	41.73	Pk	32.8	-25.2	-9.5	39.83	54	-14.17	74	-34.17
2	20.371	41.9	Pk	32.7	-25.1	-9.5	40	54	-14	74	-34
3	23.715	42.07	Pk	33.8	-24.2	-9.5	42.17	54	-11.83	74	-31.83
4	18.16	42.03	Pk	32.4	-25.6	-9.5	39.33	54	-14.67	74	-34.67
5	21.291	42.17	Pk	33	-25.5	-9.5	40.17	54	-13.83	74	-33.83
6	23.276	42.43	Pk	33.6	-24.7	-9.5	41.83	54	-12.17	74	-32.17

Pk - Peak detector

18-26GHz Test.TST 30915 6 Jan 2015

Rev 9.5 19 Oct 2016

UL VERIFICATION SERVICES INC. FORM NO: CCSUP4701I
47173 BENICIA STREET, FREMONT, CA 94538, USA TEL: (510) 771-1000 FAX: (510) 661-0888

This report shall not be reproduced except in full, without the written approval of UL Verification Services Inc.

9. AC POWER LINE CONDUCTED EMISSIONS

LIMITS

FCC §15.207 (a)

RSS-Gen 8.8

Frequency of Emission (MHz)	Conducted Limit (dBμV)	
	Quasi-peak	Average
0.15-0.5	66 to 56 *	56 to 46 *
0.5-5	56	46
5-30	60	50

*Decreases with the logarithm of the frequency.

TEST PROCEDURE

The EUT is placed on a non-conducting table 40 cm from the vertical ground plane and 80 cm above the horizontal ground plane. The EUT is configured in accordance with ANSI C63.10.

The receiver is set to a resolution bandwidth of 9 kHz. Peak detection is used unless otherwise noted as quasi-peak or average.

Line conducted data is recorded for both NEUTRAL and HOT lines.

RESULTS

UL VERIFICATION SERVICES INC. FORM NO: CCSUP4701I
47173 BENICIA STREET, FREMONT, CA 94538, USA TEL: (510) 771-1000 FAX: (510) 661-0888
This report shall not be reproduced except in full, without the written approval of UL Verification Services Inc.

9.1. EUT POWER BY AC/DC ADAPTER VIA USB CABLE

LINE 1 RESULTS

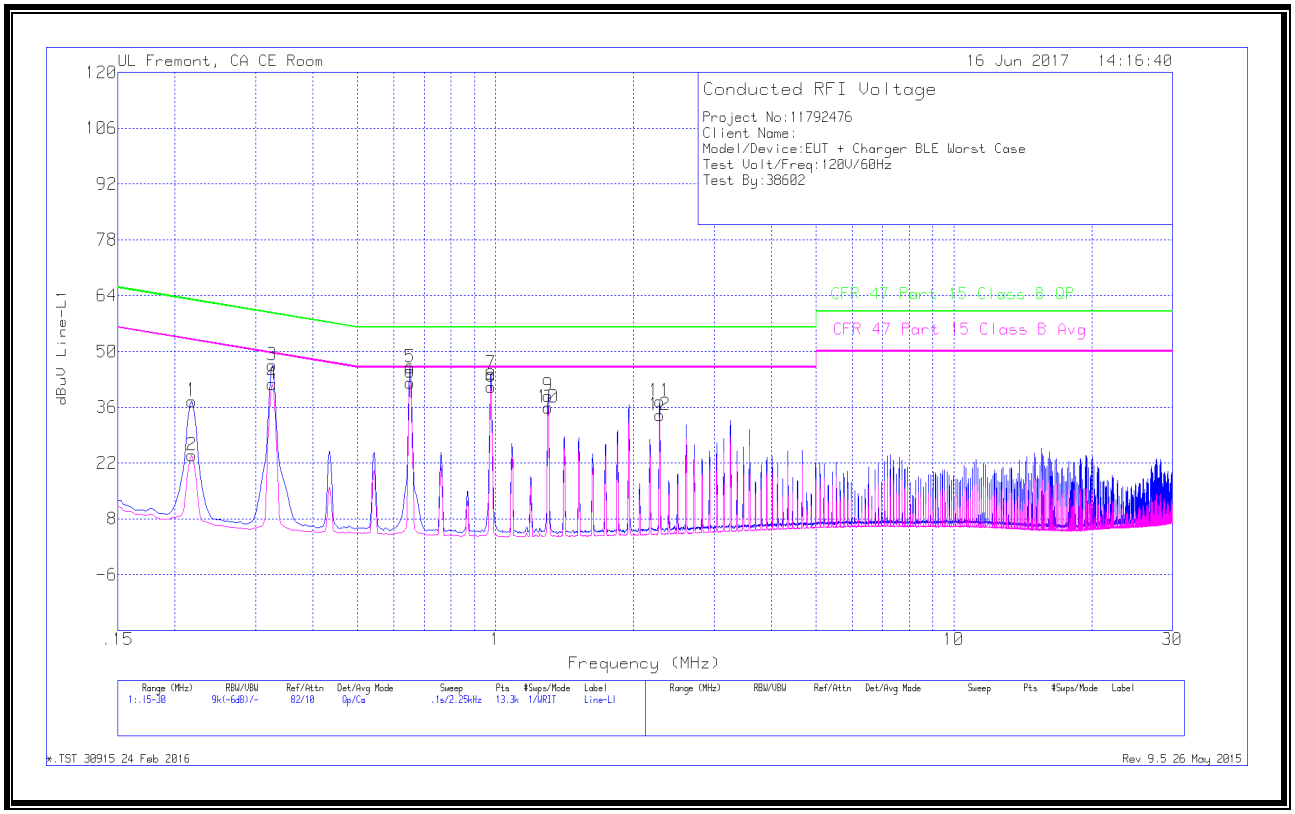

WORST EMISSIONS

Range 1: Line-L1 .15 - 30MHz											
Marker	Frequency (MHz)	Meter Reading (dBuV)	Det	T24 IL L1	LC Cables C1&C3	Limiter (dB)	Corrected Reading dBuV	CFR 47 Part 15 Class B QP	QP Margin (dB)	CFR 47 Part 15 Class B Avg	Av(CISPR)Margin (dB)
1	.2175	26.67	Qp	.8	0	10.1	37.57	62.91	-25.34	-	-
2	.2175	12.98	Ca	.8	0	10.1	23.88	-	-	52.91	-29.03
3	.3255	35.9	Qp	.5	.1	10.1	46.6	59.57	-12.97	-	-
4	.3255	31.18	Ca	.5	.1	10.1	41.88	-	-	49.57	-7.69
5	.65175	35.57	Qp	.3	.1	10.1	46.07	56	-9.93	-	-
6	.65175	31.76	Ca	.3	.1	10.1	42.26	-	-	46	-3.74
7	.978	34.08	Qp	.2	.1	10.1	44.48	56	-11.52	-	-
8	.978	30.66	Ca	.2	.1	10.1	41.06	-	-	46	-4.94
9	1.30425	28.42	Qp	.2	.1	10.1	38.82	56	-17.18	-	-
10	1.30425	25.51	Ca	.2	.1	10.1	35.91	-	-	46	-10.09
11	2.28075	27.08	Qp	.2	.1	10.1	37.48	56	-18.52	-	-
12	2.28075	23.56	Ca	.2	.1	10.1	33.96	-	-	46	-12.04

This report shall not be reproduced except in full, without the written approval of UL Verification Services Inc.

LINE 2 RESULTS

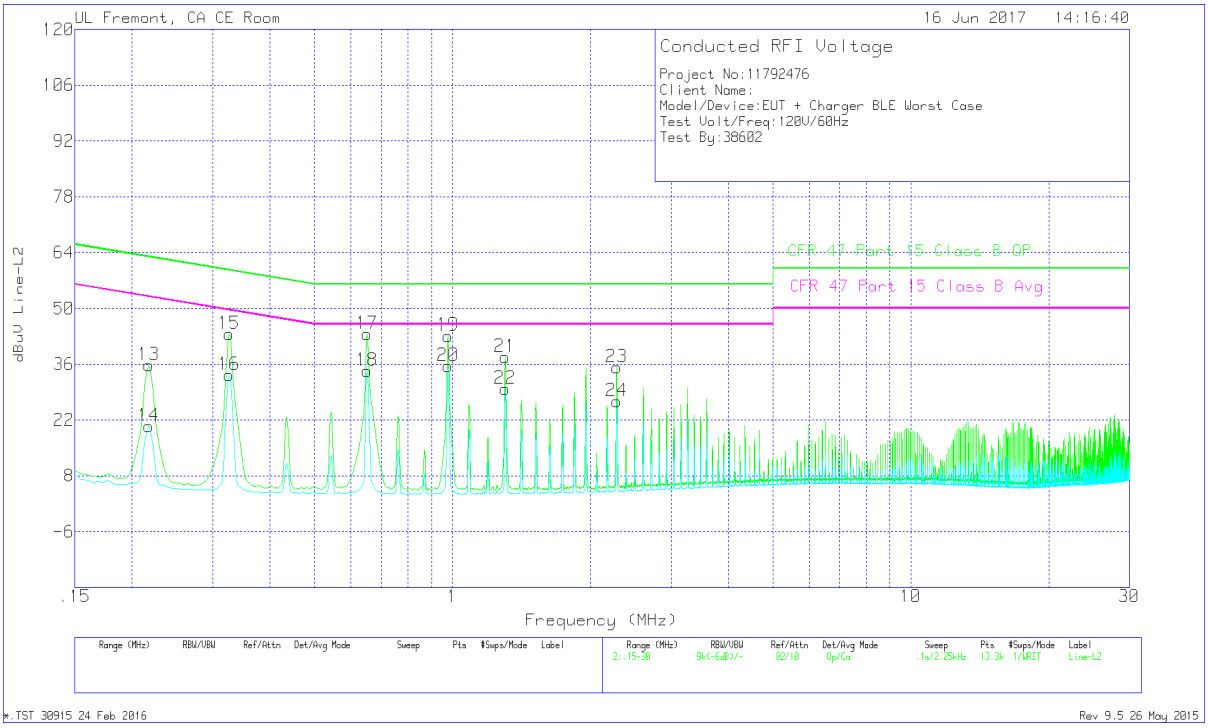

WORST EMISSIONS

Range 2: Line-L2 .15 - 30MHz											
Marker	Frequency (MHz)	Meter Reading (dBuV)	Det	T24 IL L2	LC Cables C2&C3	Limiter (dB)	Corrected Reading dBuV	CFR 47 Part 15 Class B QP	QP Margin (dB)	CFR 47 Part 15 Class B Avg	Av(CISPR)Margin (dB)
13	.2175	24.68	Qp	.9	0	10.1	35.68	62.91	-27.23	-	-
14	.2175	9.43	Ca	.9	0	10.1	20.43	-	-	52.91	-32.48
15	.3255	32.94	Qp	.5	.1	10.1	43.64	59.57	-15.93	-	-
16	.3255	22.59	Ca	.5	.1	10.1	33.29	-	-	49.57	-16.28
17	.65175	33.12	Qp	.3	.1	10.1	43.62	56	-12.38	-	-
18	.65175	23.89	Ca	.3	.1	10.1	34.39	-	-	46	-11.61
19	.978	32.63	Qp	.3	.1	10.1	43.13	56	-12.87	-	-
20	.978	25.07	Ca	.3	.1	10.1	35.57	-	-	46	-10.43
21	1.30425	27.49	Qp	.2	.1	10.1	37.89	56	-18.11	-	-
22	1.30425	19.44	Ca	.2	.1	10.1	29.84	-	-	46	-16.16
23	2.28075	24.76	Qp	.2	.1	10.1	35.16	56	-20.84	-	-
24	2.283	16.35	Ca	.2	.1	10.1	26.75	-	-	46	-19.25

This report shall not be reproduced except in full, without the written approval of UL Verification Services Inc.

9.2. EUT POWER BY HOST PC VIA USB CABLE

LINE 1 RESULTS

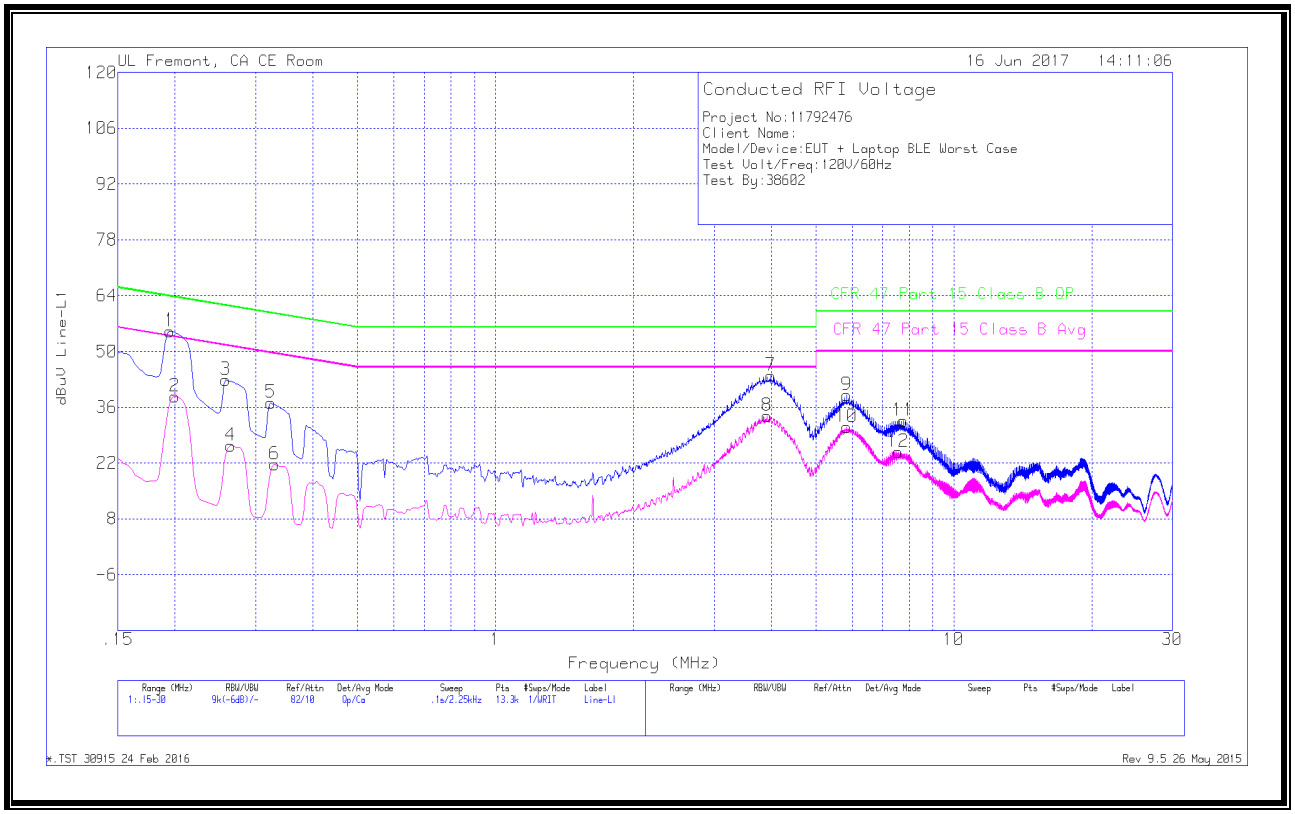

WORST EMISSIONS

Range 1: Line-L1 .15 - 30MHz											
Marker	Frequency (MHz)	Meter Reading (dBuV)	Det	T24 IL L1	LC Cables C1&C3	Limiter (dB)	Corrected Reading dBuV	CFR 47 Part 15 Class B QP	QP Margin (dB)	CFR 47 Part 15 Class B Avg	Av(CISPR)Margin (dB)
1	.195	44.02	Qp	.9	.1	10.1	55.12	63.82	-8.7	-	-
2	.1995	27.63	Ca	.9	.1	10.1	38.73	-	-	53.63	-14.9
3	.258	32.01	Qp	.6	.1	10.1	42.81	61.5	-18.69	-	-
4	.26475	15.62	Ca	.6	.1	10.1	26.42	-	-	51.28	-24.86
5	.32325	26.46	Qp	.5	.1	10.1	37.16	59.62	-22.46	-	-
6	.33	10.93	Ca	.5	.1	10.1	21.63	-	-	49.45	-27.82
7	3.98625	33.45	Qp	.2	.1	10.1	43.85	56	-12.15	-	-
8	3.91425	23.36	Ca	.2	.1	10.1	33.76	-	-	46	-12.24
9	5.838	28.56	Qp	.2	.1	10.2	39.06	60	-20.94	-	-
10	5.83575	20.55	Ca	.2	.1	10.2	31.05	-	-	50	-18.95
11	7.7595	22.07	Qp	.2	.2	10.2	32.67	60	-27.33	-	-
12	7.56825	14.23	Ca	.2	.2	10.2	24.83	-	-	50	-25.17

This report shall not be reproduced except in full, without the written approval of UL Verification Services Inc.

LINE 2 RESULTS

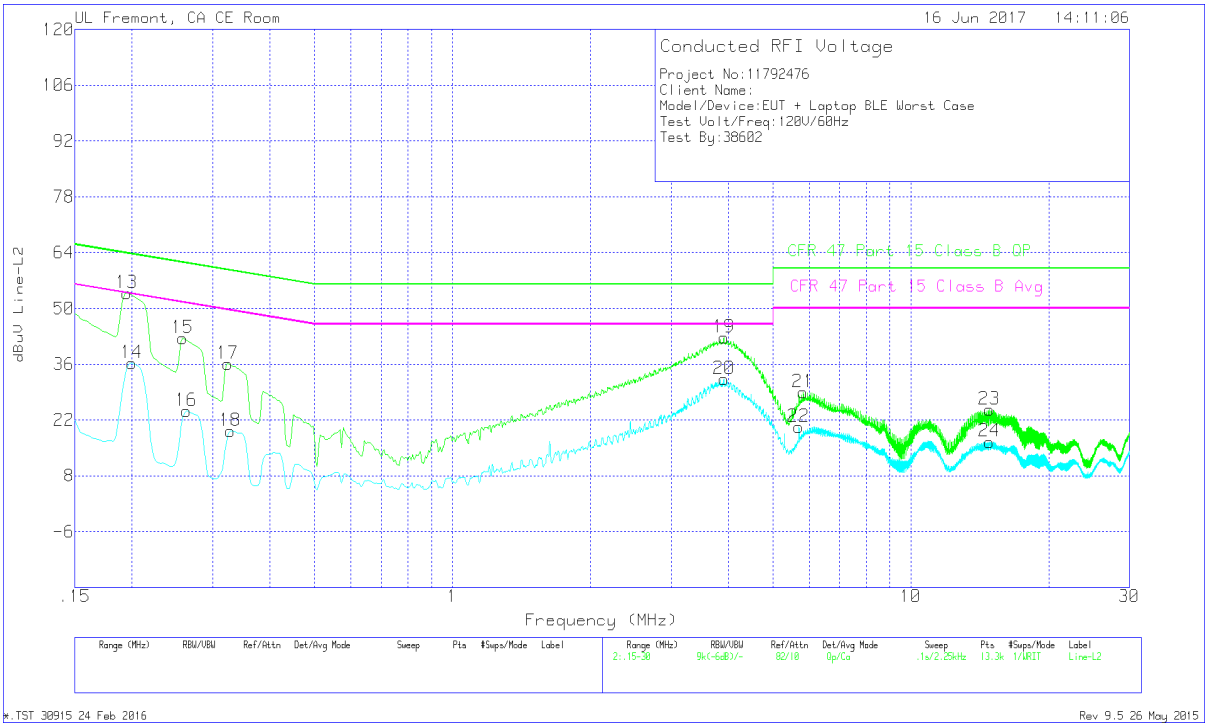

WORST EMISSIONS

Range 2: Line-L2 .15 - 30MHz											
Marker	Frequency (MHz)	Meter Reading (dBuV)	Det	T24 IL L2	LC Cables C2&C3	Limiter (dB)	Corrected Reading dBuV	CFR 47 Part 15 Class B QP	QP Margin (dB)	CFR 47 Part 15 Class B Avg	Av(CISPR)Margin (dB)
13	.195	42.68	Qp	1	.1	10.1	53.88	63.82	-9.94	-	-
14	.1995	25.06	Ca	1	.1	10.1	36.26	-	-	53.63	-17.37
15	.258	31.64	Qp	.7	.1	10.1	42.54	61.5	-18.96	-	-
16	.2625	13.32	Ca	.7	.1	10.1	24.22	-	-	51.35	-27.13
17	.32325	25.35	Qp	.5	.1	10.1	36.05	59.62	-23.57	-	-
18	.32775	8.52	Ca	.5	.1	10.1	19.22	-	-	49.51	-30.29
19	3.90975	32.34	Qp	.2	.1	10.1	42.74	56	-13.26	-	-
20	3.90975	21.83	Ca	.2	.1	10.1	32.23	-	-	46	-13.77
21	5.83125	18.41	Qp	.2	.1	10.2	28.91	60	-31.09	-	-
22	5.703	9.93	Ca	.2	.1	10.1	20.33	-	-	50	-29.67
23	14.865	13.93	Qp	.3	.2	10.2	24.63	60	-35.37	-	-
24	14.86275	5.84	Ca	.3	.2	10.2	16.54	-	-	50	-33.46

This report shall not be reproduced except in full, without the written approval of UL Verification Services Inc.