9.2.2. 11b LAT 3 SISO MODE IN THE 2.4GHz BAND

AUTHORIZED BANDEDGE (LOW CHANNEL, CH 1)

LOW CHANNEL HORIZONTAL

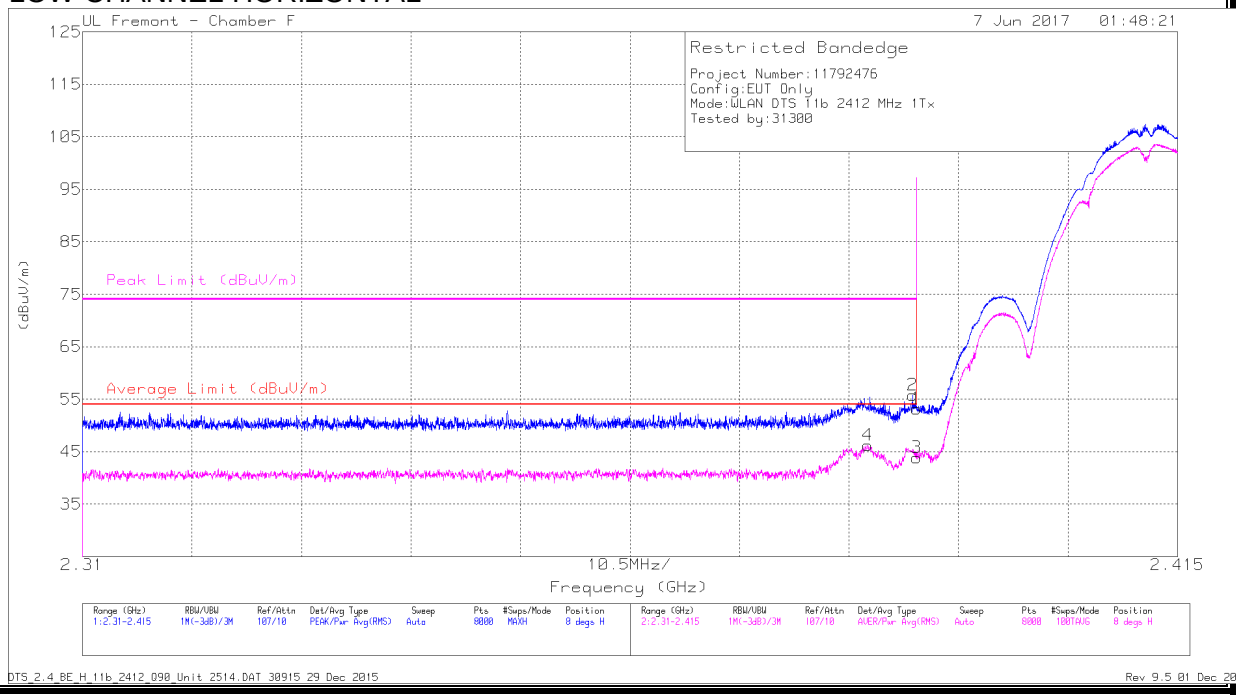

Marker	Frequency (GHz)	Meter Reading (dBuV)	Det	AF T120 (dB/m)	Amp/Cbl/Fltr/Pad (dB)	Corrected Reading (dBuV/m)	Average Limit (dBuV/m)	Margin (dB)	Peak Limit (dBuV/m)	PK Margin (dB)	Azimuth (Degs)	Height (cm)	Polarity
1	* 2.39	41.77	Pk	32.1	-20.7	53.17	-	-	74	-20.83	8	128	H
2	* 2.39	44.43	Pk	32.1	-20.8	55.73	-	-	74	-18.27	8	128	H
3	* 2.39	32.47	RMS	32.1	-20.7	43.87	54	-10.13	-	-	8	128	H
4	* 2.385	34.94	RMS	32.1	-20.8	46.24	54	-7.76	-	-	8	128	H

* - indicates frequency in CFR47 Pt 15 / IC RSS-Restricted Band
Pk - Peak detector
RMS - RMS detection

This report shall not be reproduced except in full, without the written approval of UL Verification Services Inc.

LOW CHANNEL VERTICAL

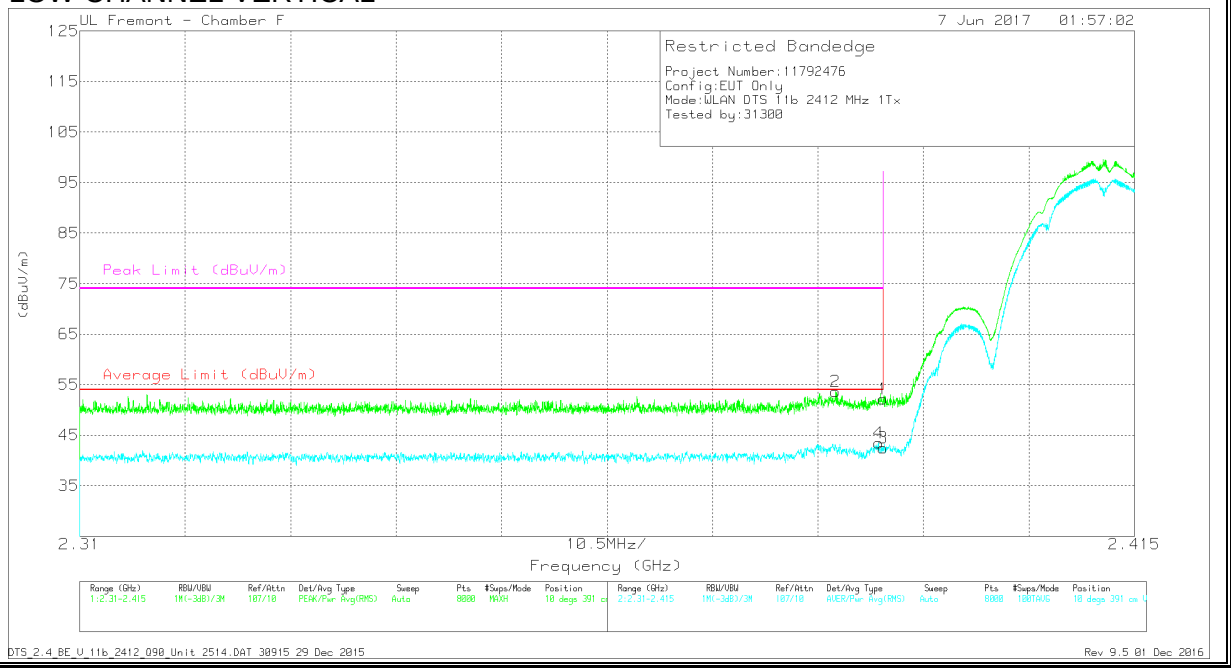

Marker	Frequency (GHz)	Meter Reading (dBuV)	Det	AF T120 (dB/m)	Amp/Cbl/Fltr/Pad (dB)	Corrected Reading (dBuV/m)	Average Limit (dBuV/m)	Margin (dB)	Peak Limit (dBuV/m)	PK Margin (dB)	Azimuth (Degs)	Height (cm)	Polarity
1	* 2.39	40.77	Pk	32.1	-20.7	52.17	-	-	74	-21.83	10	391	V
2	* 2.385	42.39	Pk	32.1	-20.8	53.69	-	-	74	-20.31	10	391	V
3	* 2.39	31.09	RMS	32.1	-20.7	42.49	54	-11.51	-	-	10	391	V
4	* 2.39	32.12	RMS	32.1	-20.8	43.42	54	-10.58	-	-	10	391	V

* - indicates frequency in CFR47 Pt 15 / IC RSS-Restricted Band
Pk - Peak detector
RMS - RMS detection

This report shall not be reproduced except in full, without the written approval of UL Verification Services Inc.

AUTHORIZED BANDEDGE (LOW CHANNEL, CH 2)

LOW CHANNEL HORIZONTAL

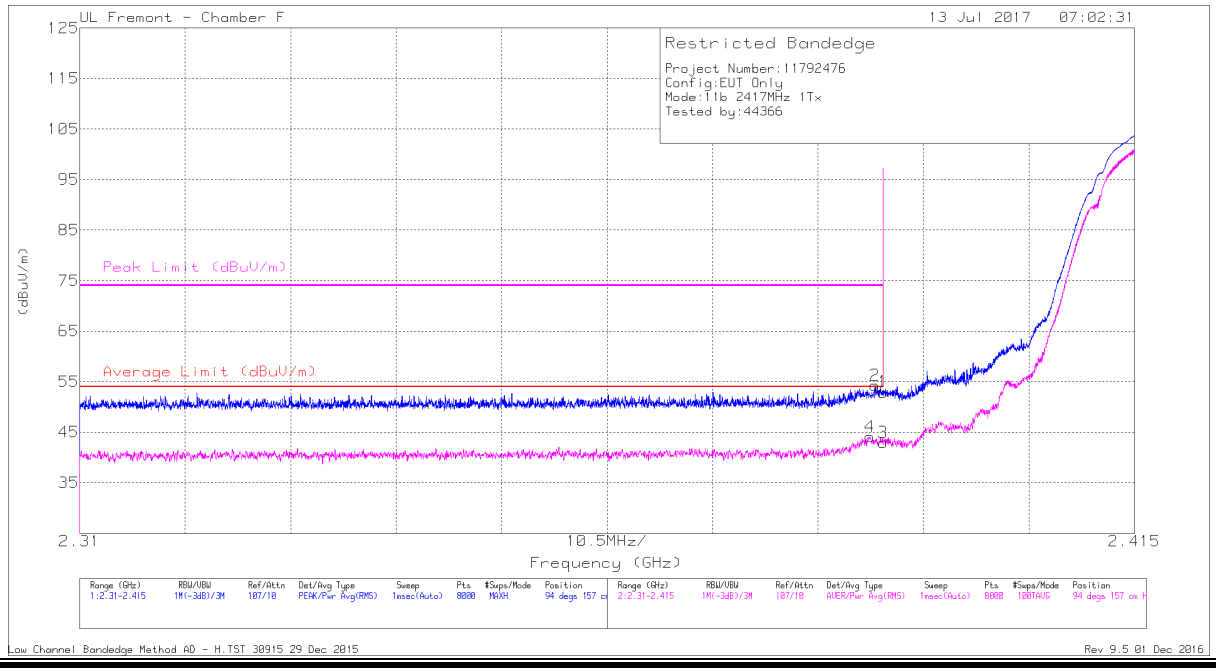

Marker	Frequency (GHz)	Meter Reading (dBuV)	Det	AF T119 (dB/m)	Amp/Cbl/Fltr/Pad (dB)	Corrected Reading (dBuV/m)	Average Limit (dBuV/m)	Margin (dB)	Peak Limit (dBuV/m)	PK Margin (dB)	Azimuth (Degs)	Height (cm)	Polarity
1	* 2.39	42.06	Pk	31.9	-21	52.96	-	-	74	-21.04	94	157	H
2	* 2.389	43.24	Pk	31.9	-20.9	54.24	-	-	74	-19.76	94	157	H
3	* 2.39	32.06	RMS	31.9	-21	42.96	54	-11.04	-	-	94	157	H
4	* 2.389	33.03	RMS	31.9	-20.9	44.03	54	-9.97	-	-	94	157	H

* - indicates frequency in CFR47 Pt 15 / IC RSS-Restricted Band
Pk - Peak detector
RMS - RMS detection

This report shall not be reproduced except in full, without the written approval of UL Verification Services Inc.

LOW CHANNEL VERTICAL

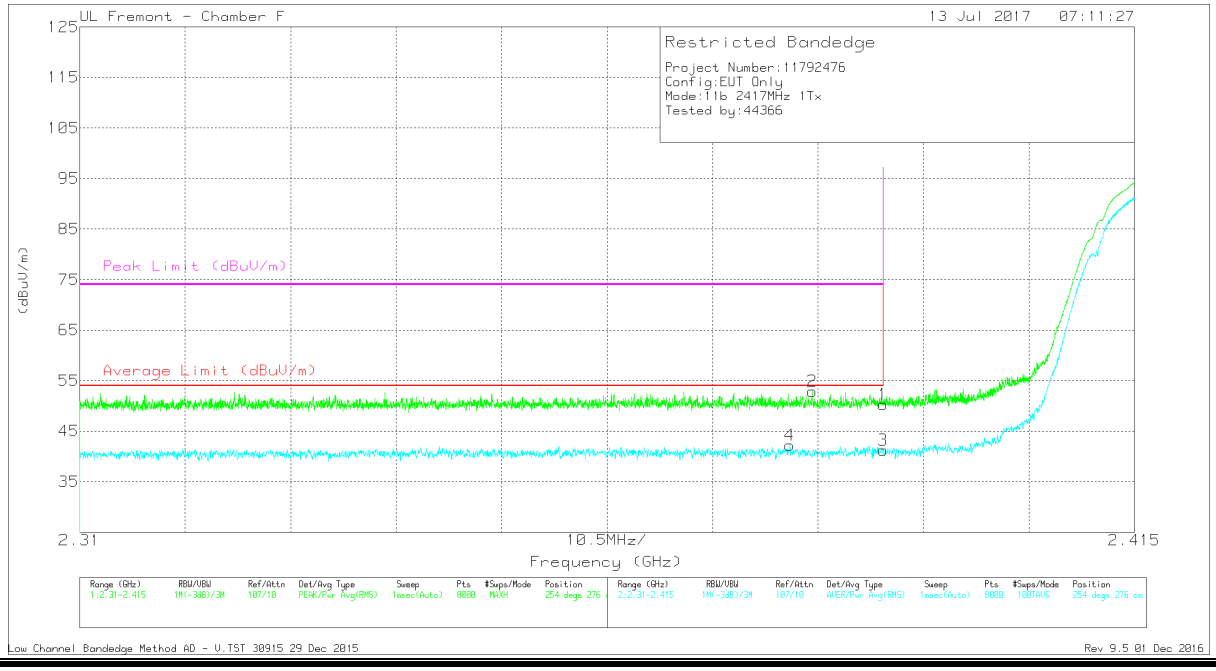

Marker	Frequency (GHz)	Meter Reading (dBuV)	Det	AF T119 (dB/m)	Amp/Cbl/Fltr/Pad (dB)	Corrected Reading (dBuV/m)	Average Limit (dBuV/m)	Margin (dB)	Peak Limit (dBuV/m)	PK Margin (dB)	Azimuth (Degs)	Height (cm)	Polarity
1	* 2.39	39.37	Pk	31.9	-21	50.27	-	-	74	-23.73	254	276	V
2	* 2.383	42.01	Pk	31.8	-20.9	52.91	-	-	74	-21.09	254	276	V
3	* 2.39	30.33	RMS	31.9	-21	41.23	54	-12.77	-	-	254	276	V
4	* 2.381	31.3	RMS	31.8	-20.9	42.2	54	-11.8	-	-	254	276	V

* - indicates frequency in CFR47 Pt 15 / IC RSS-Restricted Band
Pk - Peak detector
RMS - RMS detection

This report shall not be reproduced except in full, without the written approval of UL Verification Services Inc.

AUTHORIZED BANDEDGE (HIGH CHANNEL, CH 10)

HIGH CHANNEL HORIZONTAL

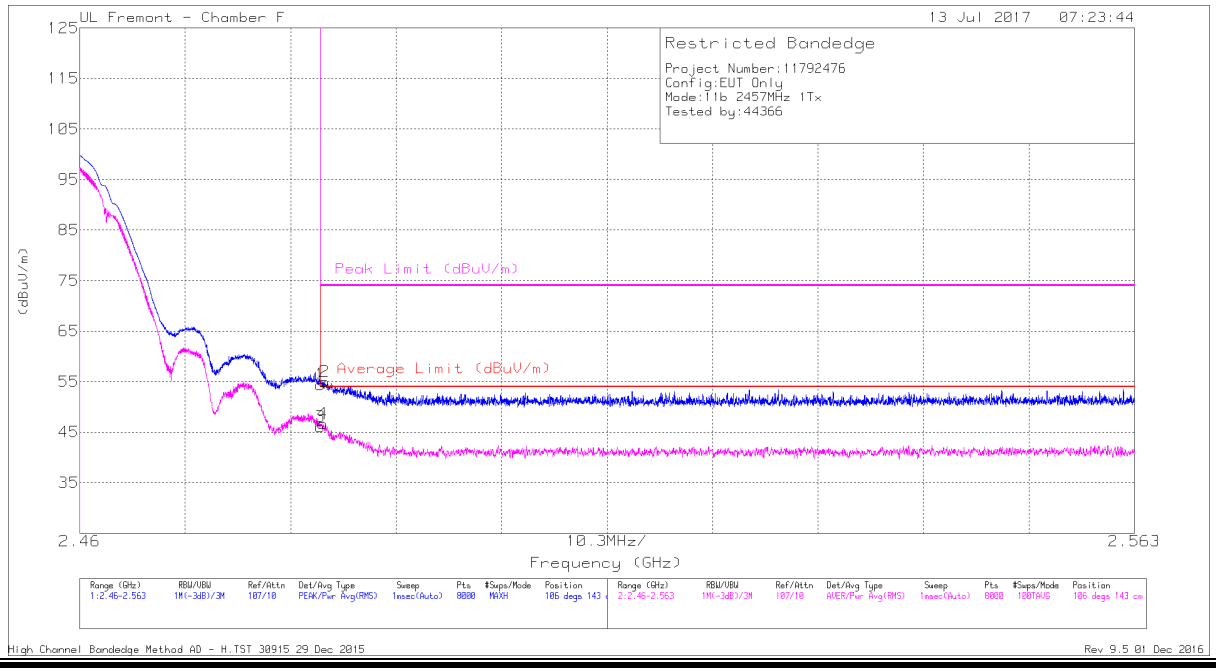

Marker	Frequency (GHz)	Meter Reading (dBuV)	Det	AF T119 (dB/m)	Amp/Cbl/Fltr/Pad (dB)	Corrected Reading (dBuV/m)	Average Limit (dBuV/m)	Margin (dB)	Peak Limit (dBuV/m)	PK Margin (dB)	Azimuth (Degs)	Height (cm)	Polarity
1	* 2.484	43.35	Pk	32.1	-21	54.45	-	-	74	-19.55	106	143	H
2	* 2.484	43.86	Pk	32.2	-21	55.06	-	-	74	-18.94	106	143	H
3	* 2.484	34.95	RMS	32.1	-21	46.05	54	-7.95	-	-	106	143	H
4	* 2.484	35.62	RMS	32.1	-21	46.72	54	-7.28	-	-	106	143	H

* - indicates frequency in CFR47 Pt 15 / IC RSS-Restricted Band
Pk - Peak detector
RMS - RMS detection

This report shall not be reproduced except in full, without the written approval of UL Verification Services Inc.

HIGH CHANNEL VERTICAL

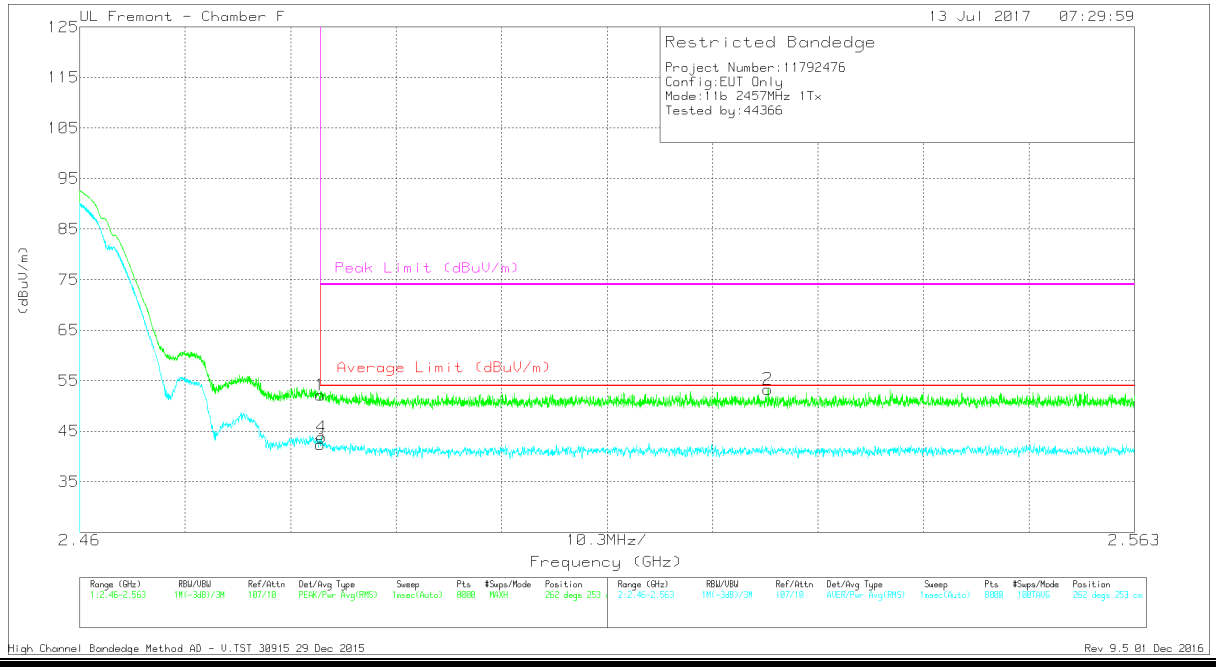

Marker	Frequency (GHz)	Meter Reading (dBuV)	Det	AF T119 (dB/m)	Amp/Cbl/Fltr/Pad (dB)	Corrected Reading (dBuV/m)	Average Limit (dBuV/m)	Margin (dB)	Peak Limit (dBuV/m)	PK Margin (dB)	Azimuth (Degs)	Height (cm)	Polarity
1	* 2.484	41.04	Pk	32.1	-21	52.14	-	-	74	-21.86	262	253	V
2	2.527	42.13	Pk	32.2	-21	53.33	-	-	74	-20.67	262	253	V
3	* 2.484	31.3	RMS	32.1	-21	42.4	54	-11.6	-	-	262	253	V
4	* 2.484	32.74	RMS	32.1	-21	43.84	54	-10.16	-	-	262	253	V

* - indicates frequency in CFR47 Pt 15 / IC RSS-Restricted Band
Pk - Peak detector
RMS - RMS detection

This report shall not be reproduced except in full, without the written approval of UL Verification Services Inc.

AUTHORIZED BANDEDGE (HIGH CHANNEL, CH 11)

HIGH CHANNEL HORIZONTAL

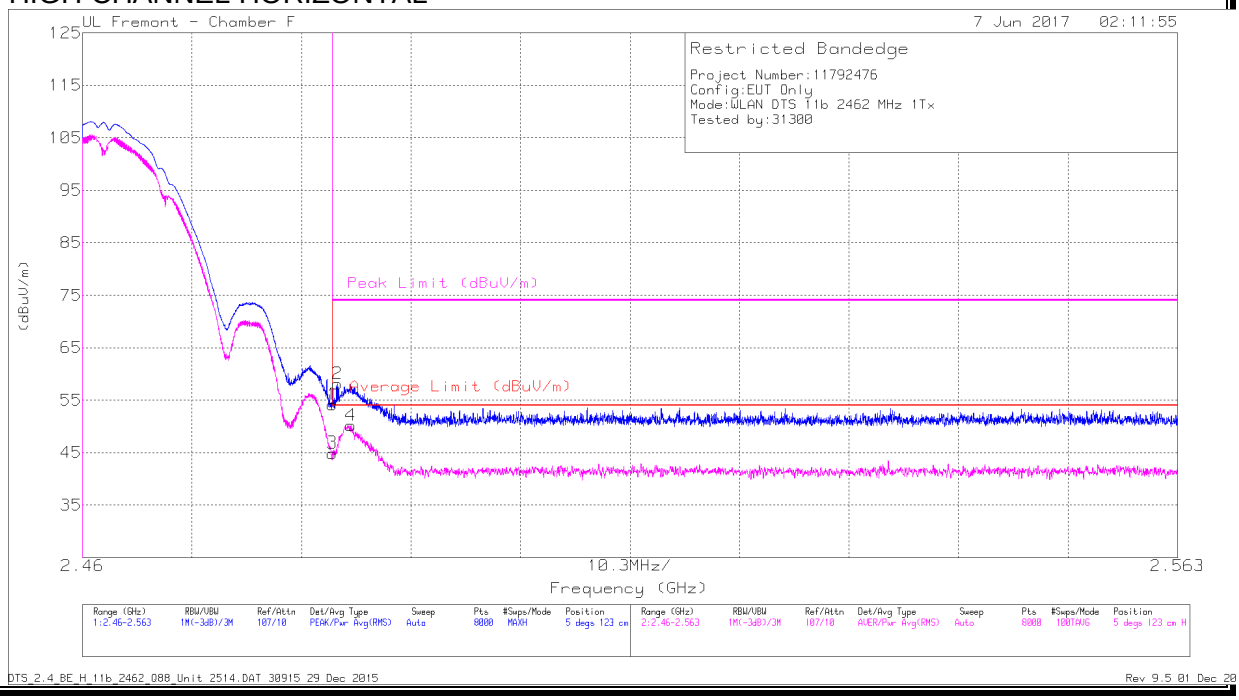

Marker	Frequency (GHz)	Meter Reading (dBuV)	Det	AF T120 (dB/m)	Amp/Cbl/Fltr/Pad (dB)	Corrected Reading (dBuV/m)	Average Limit (dBuV/m)	Margin (dB)	Peak Limit (dBuV/m)	PK Margin (dB)	Azimuth (Degs)	Height (cm)	Polarity
1	* 2.484	42.44	Pk	32.5	-20.8	54.14	-	-	74	-19.86	5	123	H
2	* 2.484	46.36	Pk	32.5	-20.8	58.06	-	-	74	-15.94	5	123	H
3	* 2.484	33.19	RMS	32.5	-20.8	44.89	54	-9.11	-	-	5	123	H
4	* 2.485	38.47	RMS	32.5	-20.8	50.17	54	-3.83	-	-	5	123	H

* - indicates frequency in CFR47 Pt 15 / IC RSS-Restricted Band
Pk - Peak detector
RMS - RMS detection

This report shall not be reproduced except in full, without the written approval of UL Verification Services Inc.

HIGH CHANNEL VERTICAL

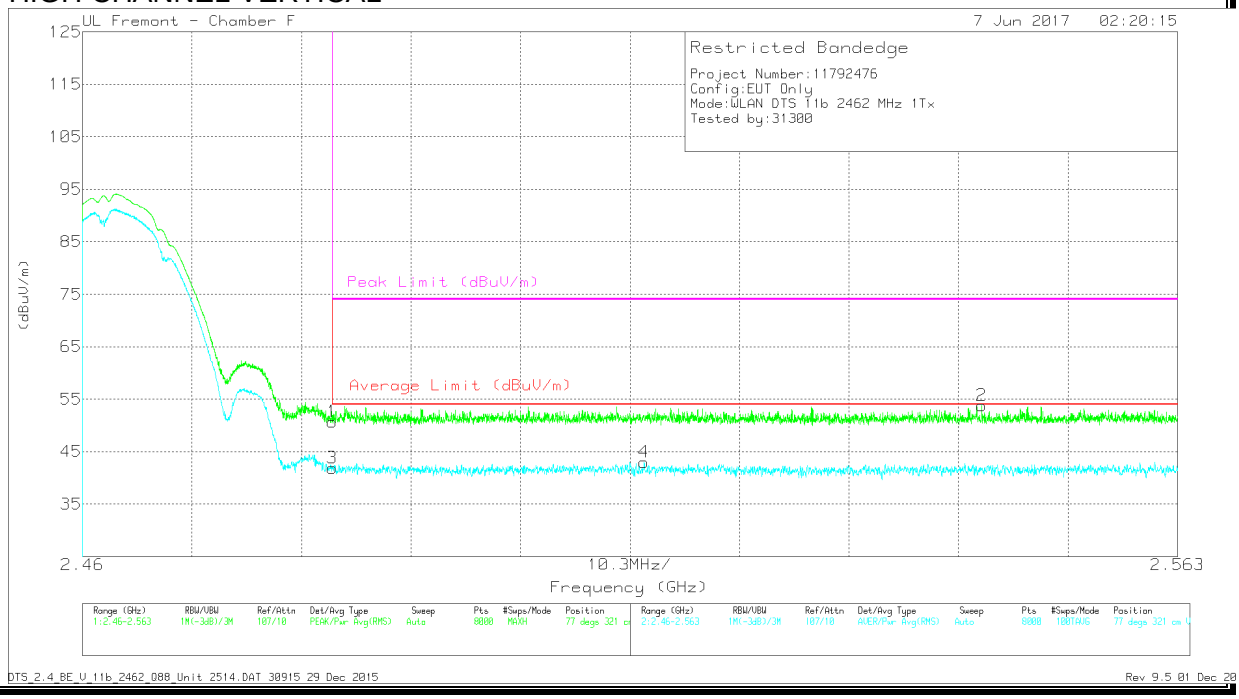

Marker	Frequency (GHz)	Meter Reading (dBuV)	Det	AF T120 (dB/m)	Amp/Cbl/Fltr/Pad (dB)	Corrected Reading (dBuV/m)	Average Limit (dBuV/m)	Margin (dB)	Peak Limit (dBuV/m)	PK Margin (dB)	Azimuth (Degs)	Height (cm)	Polarity
1	* 2.484	38.95	Pk	32.5	-20.8	50.65	-	-	74	-23.35	77	321	V
2	2.545	41.75	Pk	32.6	-20.6	53.75	-	-	74	-20.25	77	321	V
3	* 2.484	30.15	RMS	32.5	-20.8	41.85	54	-12.15	-	-	77	321	V
4	2.513	30.96	RMS	32.6	-20.6	42.96	54	-11.04	-	-	77	321	V

* - indicates frequency in CFR47 Pt 15 / IC RSS-Restricted Band
Pk - Peak detector
RMS - RMS detection

This report shall not be reproduced except in full, without the written approval of UL Verification Services Inc.

AUTHORIZED BANDEDGE (HIGH CHANNEL, CH 12)

HIGH CHANNEL HORIZONTAL

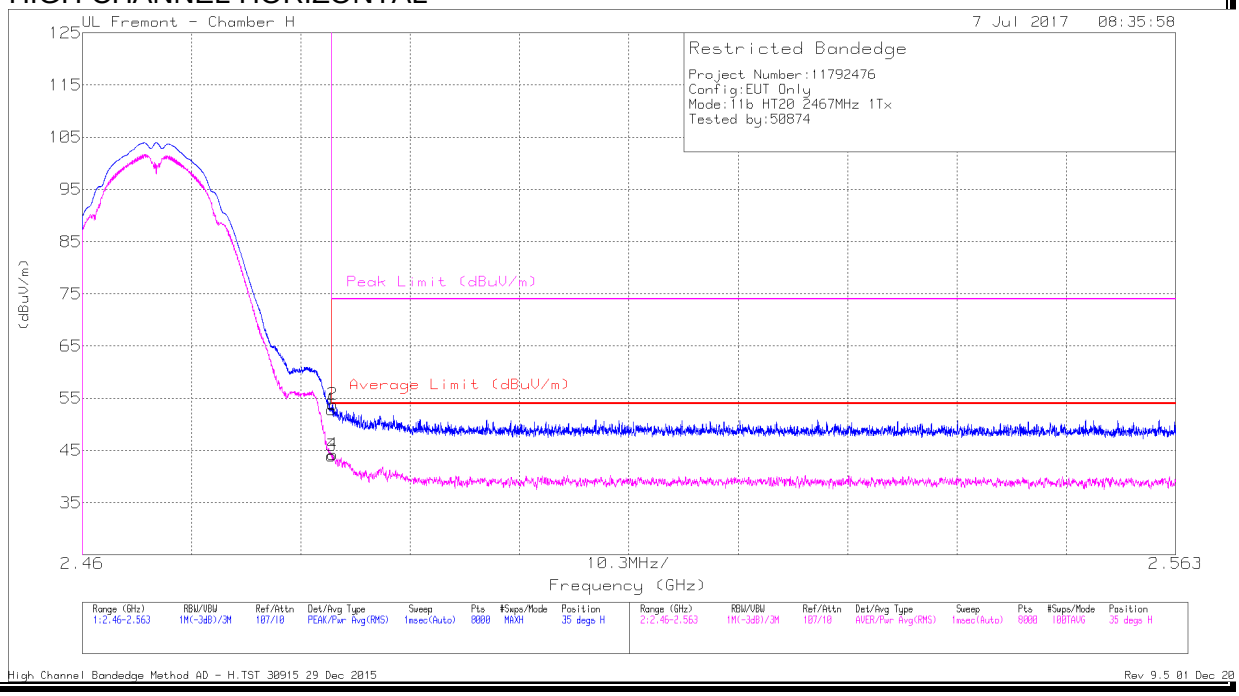

Marker	Frequency (GHz)	Meter Reading (dBuV)	Det	AF T344 (dB/m)	Amp/Cbl/Fltr/Pad (dB)	Corrected Reading (dBuV/m)	Average Limit (dBuV/m)	Margin (dB)	Peak Limit (dBuV/m)	PK Margin (dB)	Azimuth (Degs)	Height (cm)	Polarity
1	* 2.484	48.65	Pk	32.4	-28.2	52.85	-	-	74	-21.15	35	140	H
2	* 2.484	49.64	Pk	32.4	-28.2	53.84	-	-	74	-20.16	35	140	H
3	* 2.484	39.8	RMS	32.4	-28.2	44	54	-10	-	-	35	140	H
4	* 2.484	40.05	RMS	32.4	-28.2	44.25	54	-9.75	-	-	35	140	H

* - indicates frequency in CFR47 Pt 15 / IC RSS-Restricted Band
Pk - Peak detector
RMS - RMS detection

This report shall not be reproduced except in full, without the written approval of UL Verification Services Inc.

HIGH CHANNEL VERTICAL

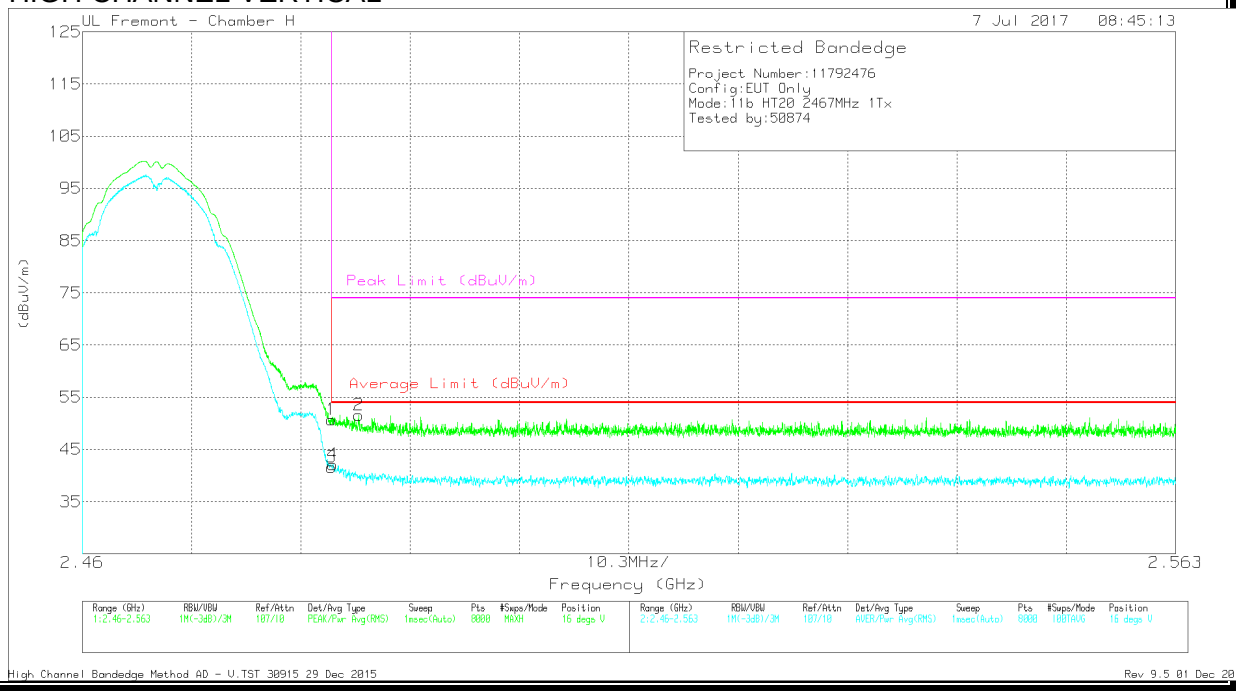

Marker	Frequency (GHz)	Meter Reading (dBuV)	Det	AF T344 (dB/m)	Amp/Cbl/Fltr/Pad (dB)	Corrected Reading (dBuV/m)	Average Limit (dBuV/m)	Margin (dB)	Peak Limit (dBuV/m)	PK Margin (dB)	Azimuth (Degs)	Height (cm)	Polarity
1	* 2.484	46.52	Pk	32.4	-28.2	50.72	-	-	74	-23.28	16	362	V
3	* 2.484	37.46	RMS	32.4	-28.2	41.66	54	-12.34	-	-	16	362	V
4	* 2.484	37.96	RMS	32.4	-28.2	42.16	54	-11.84	-	-	16	362	V
2	* 2.486	47.43	Pk	32.4	-28.2	51.63	-	-	74	-22.37	16	362	V

* - indicates frequency in CFR47 Pt 15 / IC RSS-Restricted Band
Pk - Peak detector
RMS - RMS detection

This report shall not be reproduced except in full, without the written approval of UL Verification Services Inc.

AUTHORIZED BANDEDGE (HIGH CHANNEL, CH 13)

HIGH CHANNEL HORIZONTAL

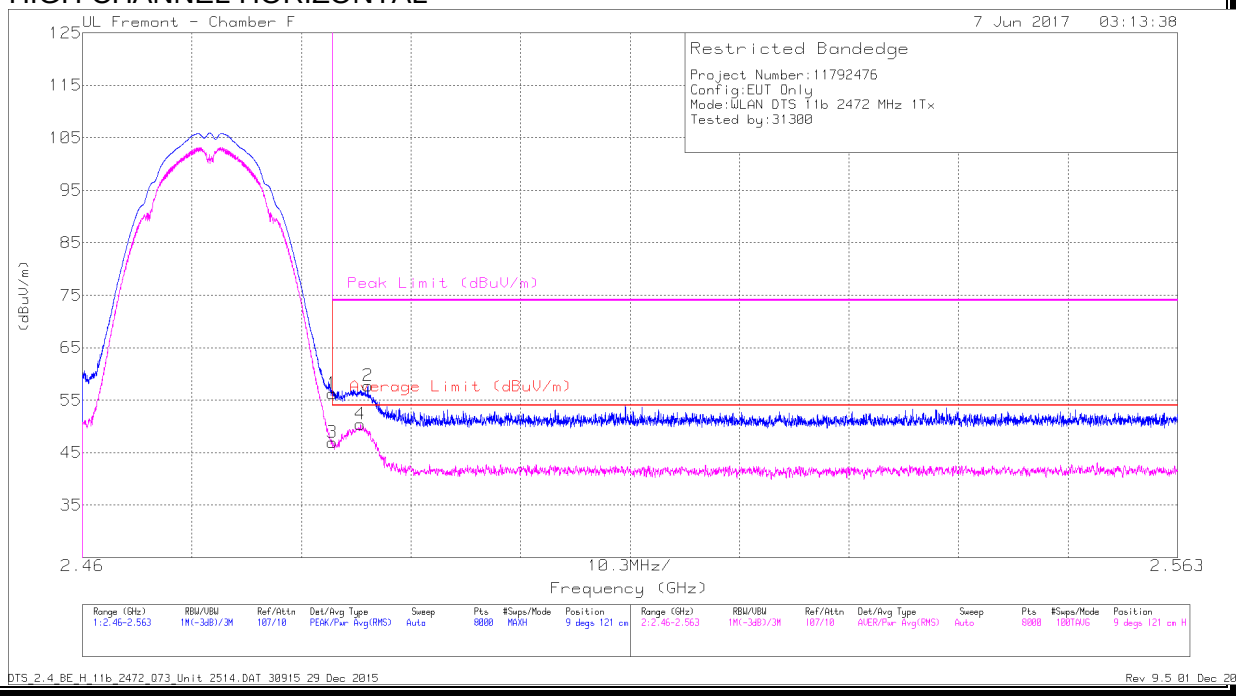

Marker	Frequency (GHz)	Meter Reading (dBuV)	Det	AF T120 (dB/m)	Amp/Cbl/Fltr/Pad (dB)	Corrected Reading (dBuV/m)	Average Limit (dBuV/m)	Margin (dB)	Peak Limit (dBuV/m)	PK Margin (dB)	Azimuth (Degs)	Height (cm)	Polarity
1	* 2.484	44.57	Pk	32.5	-20.8	56.27	-	-	74	-17.73	9	121	H
2	* 2.487	45.94	Pk	32.6	-20.8	57.74	-	-	74	-16.26	9	121	H
3	* 2.484	35.24	RMS	32.5	-20.8	46.94	54	-7.06	-	-	9	121	H
4	* 2.486	38.63	RMS	32.6	-20.8	50.43	54	-3.57	-	-	9	121	H

* - indicates frequency in CFR47 Pt 15 / IC RSS-Restricted Band
Pk - Peak detector
RMS - RMS detection

This report shall not be reproduced except in full, without the written approval of UL Verification Services Inc.

HIGH CHANNEL VERTICAL

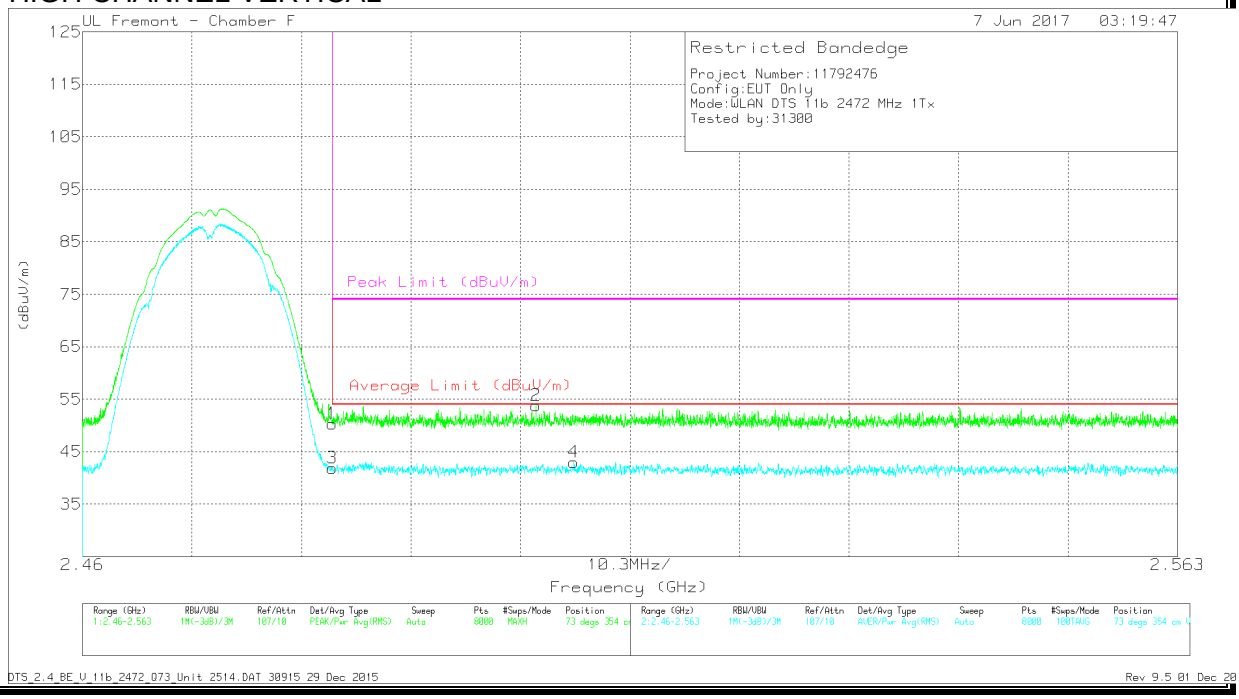

Marker	Frequency (GHz)	Meter Reading (dBuV)	Det	AF T120 (dB/m)	Amp/Cbl/Fltr/Pad (dB)	Corrected Reading (dBuV/m)	Average Limit (dBuV/m)	Margin (dB)	Peak Limit (dBuV/m)	PK Margin (dB)	Azimuth (Degs)	Height (cm)	Polarity
1	* 2.484	38.54	Pk	32.5	-20.8	50.24	-	-	74	-23.76	73	354	V
2	2.503	41.87	Pk	32.6	-20.7	53.77	-	-	74	-20.23	73	354	V
3	* 2.484	30.17	RMS	32.5	-20.8	41.87	54	-12.13	-	-	73	354	V
4	2.506	30.94	RMS	32.6	-20.6	42.94	54	-11.06	-	-	73	354	V

* - indicates frequency in CFR47 Pt 15 / IC RSS-Restricted Band
Pk - Peak detector
RMS - RMS detection

This report shall not be reproduced except in full, without the written approval of UL Verification Services Inc.

HARMONICS AND SPURIOUS EMISSIONS LOW CHANNEL, CH 1)

LOW CHANNEL HORIZONTAL

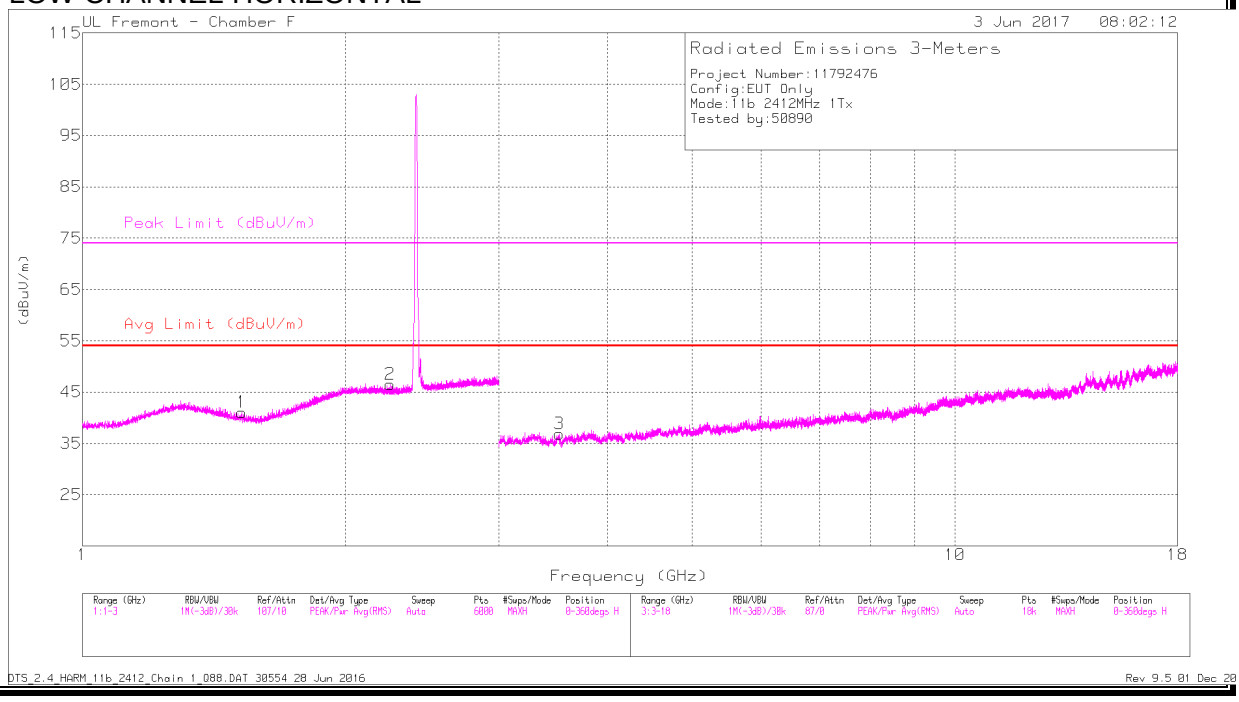

LOW CHANNEL VERTICAL

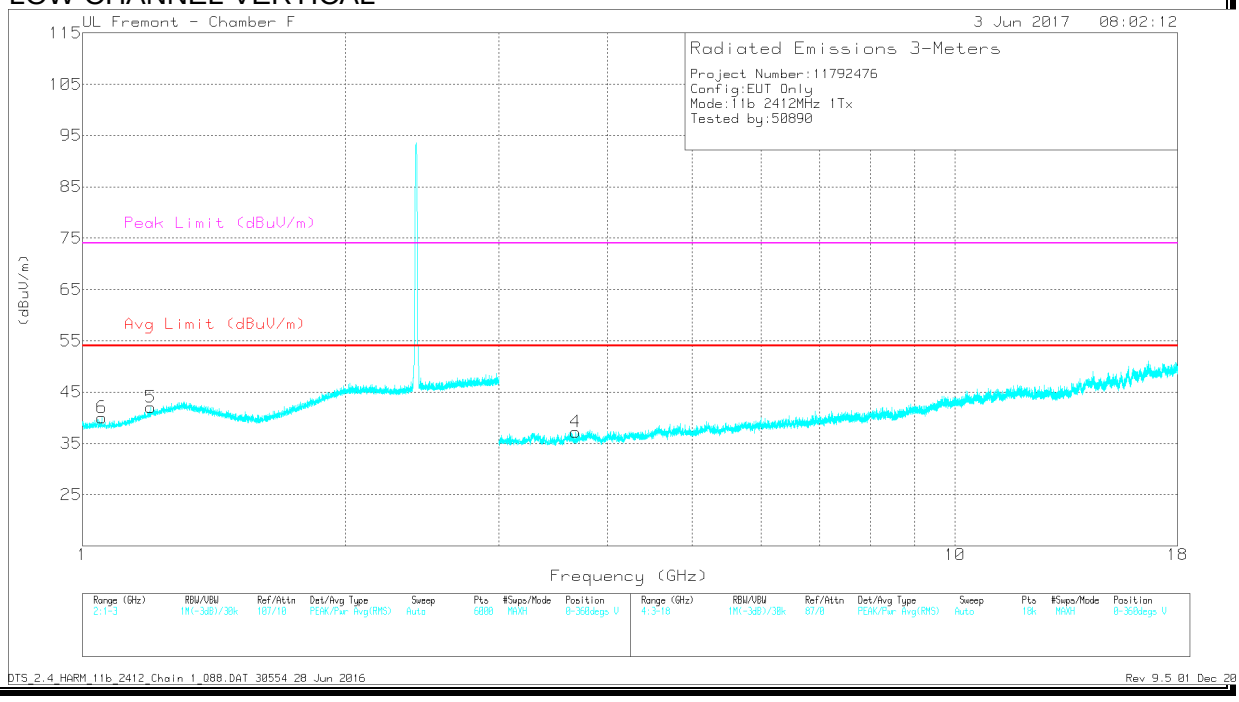

This report shall not be reproduced except in full, without the written approval of UL Verification Services Inc.

DATA

Markers	Frequency (GHz)	Meter Reading (dBuV)	Det	AF T119 (dB/m)	Amp/Cbl /Fltr/Pad (dB)	Corrected Reading (dBuV/m)	Avg Limit (dBuV/m)	Margin (dB)	Peak Limit (dBuV/m)	PK Margin (dB)	Azimuth (Degs)	Height (cm)	Polarity
1	* 1.52	42.12	PK2	27.6	-22	47.72	-	-	74	-26.28	272	139	H
	* 1.52	30.05	MAv1	27.6	-22	35.65	54	-18.35	-	-	272	139	H
2	* 2.251	42.1	PK2	31.8	-21	52.9	-	-	74	-21.1	26	214	H
	* 2.25	30.01	MAv1	31.8	-21	40.81	54	-13.19	-	-	26	214	H
5	* 1.199	42.74	PK2	28.8	-22.5	49.04	-	-	74	-24.96	47	311	V
	* 1.199	30.28	MAv1	28.8	-22.5	36.58	54	-17.42	-	-	47	311	V
6	* 1.054	43.07	PK2	26.8	-22.8	47.07	-	-	74	-26.93	198	120	V
	* 1.052	30.41	MAv1	26.8	-22.8	34.41	54	-19.59	-	-	198	120	V
3	* 3.521	39.57	PK2	33	-28.5	44.07	-	-	74	-29.93	72	289	H
	* 3.517	27.25	MAv1	33	-28.5	31.75	54	-22.25	-	-	72	289	H
4	* 3.677	39.93	PK2	33.3	-29.3	43.93	-	-	74	-30.07	0	168	V
	* 3.678	27.76	MAv1	33.3	-29.3	31.76	54	-22.24	-	-	0	168	V

* - indicates frequency in CFR47 Pt 15 / IC RSS-Restricted Band
PK2 - KDB558074 Method: Maximum Peak
MAv1 - KDB558074 Option 1 Maximum RMS Average

This report shall not be reproduced except in full, without the written approval of UL Verification Services Inc.

HARMONICS AND SPURIOUS EMISSIONS MID CHANNEL, CH 6)

MID CHANNEL HORIZONTAL

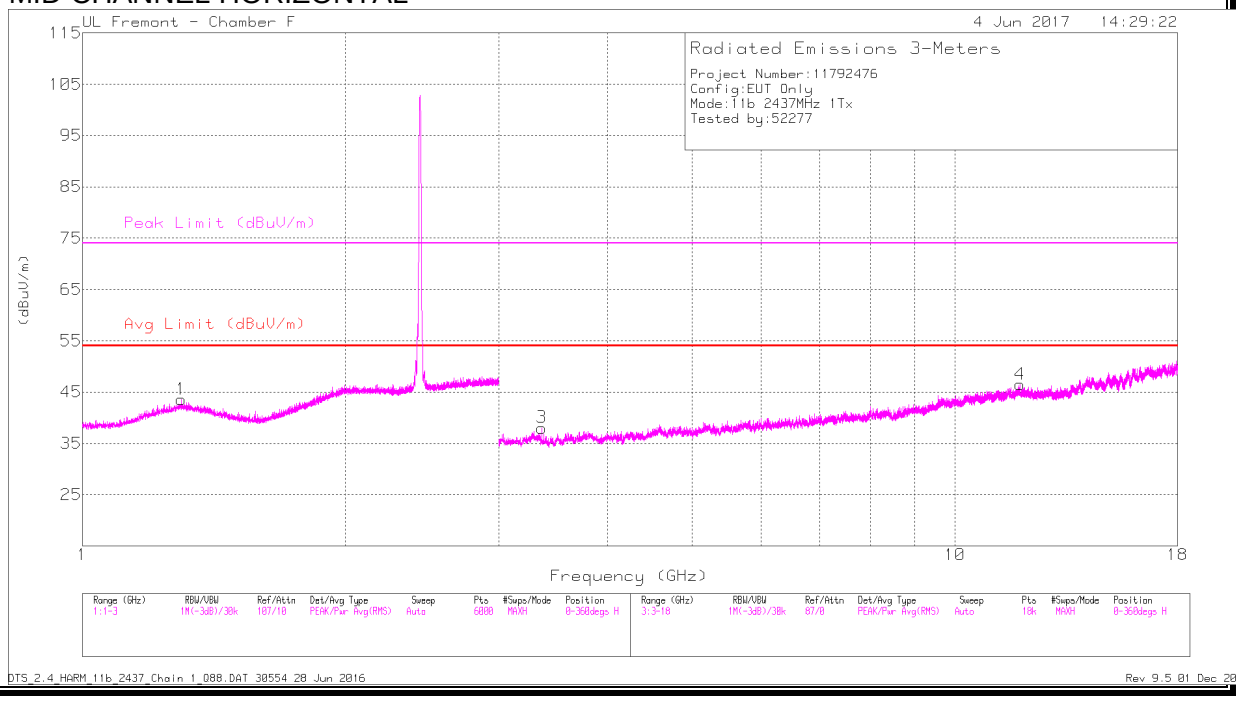

MID CHANNEL VERTICAL

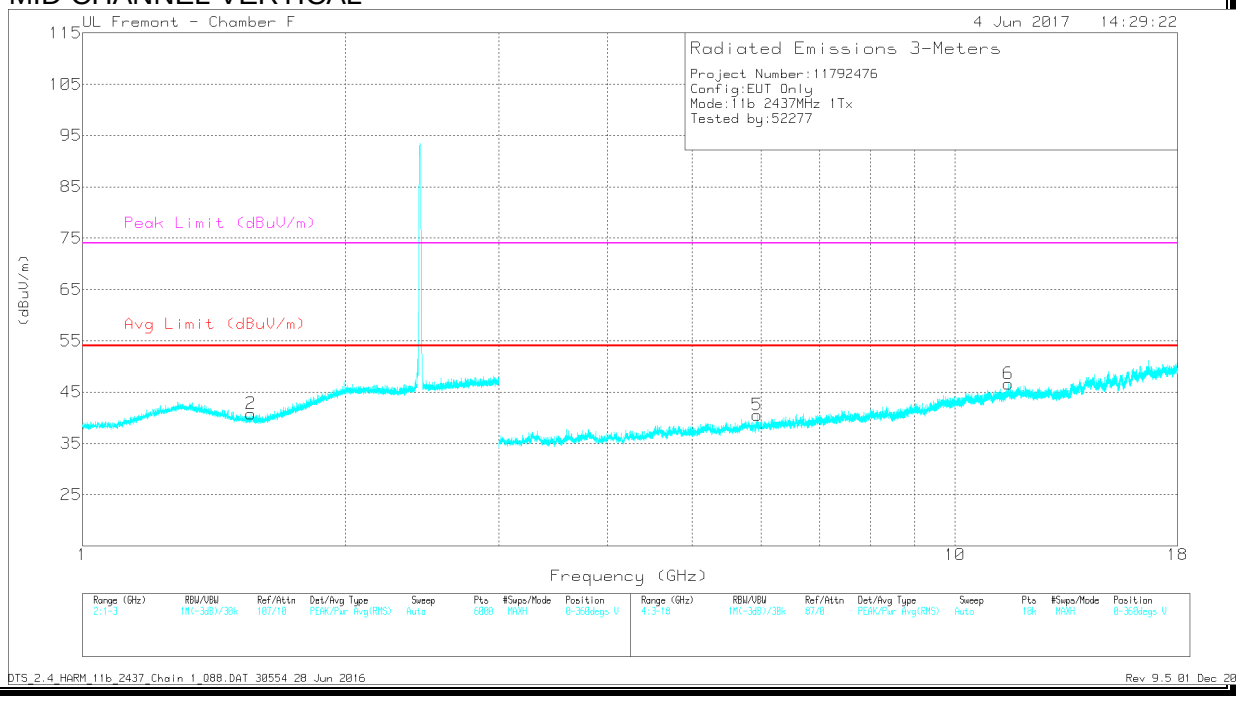

This report shall not be reproduced except in full, without the written approval of UL Verification Services Inc.

DATA

Markers	Frequency (GHz)	Meter Reading (dBuV)	Det	AF T119 (dB/m)	Amp/Cbl /Fltr/Pad (dB)	Corrected Reading (dBuV/m)	Avg Limit (dBuV/m)	Margin (dB)	Peak Limit (dBuV/m)	PK Margin (dB)	Azimuth (Degs)	Height (cm)	Polarity
1	* 1.298	42.21	PK2	30.1	-22.2	50.11	-	-	74	-23.89	90	400	H
	* 1.299	30.13	MAv1	30.1	-22.2	38.03	54	-15.97	-	-	90	400	H
2	* 1.558	42.51	PK2	27.4	-22	47.91	-	-	74	-26.09	134	219	V
	* 1.559	30.05	MAv1	27.4	-22	35.45	54	-18.55	-	-	134	219	V
3	3.361	38.77	PK2	33.3	-29.2	42.87	-	-	-	-	145	310	H
4	* 11.882	35.07	PK2	38.9	-21.6	52.37	-	-	74	-21.63	69	128	H
	* 11.884	23.57	MAv1	38.9	-21.7	40.77	54	-13.23	-	-	69	128	H
5	* 11.508	35.21	PK2	38.5	-21.1	52.61	-	-	74	-21.39	266	223	V
	* 11.51	23.69	MAv1	38.5	-21.1	41.09	54	-12.91	-	-	266	223	V
6	5.936	38.69	PK2	35.2	-27.8	46.09	-	-	-	-	144	141	V

* - indicates frequency in CFR47 Pt 15 / IC RSS-Restricted Band
PK2 - KDB558074 Method: Maximum Peak
MAv1 - KDB558074 Option 1 Maximum RMS Average

This report shall not be reproduced except in full, without the written approval of UL Verification Services Inc.

HARMONICS AND SPURIOUS EMISSIONS HIGH CHANNEL, CH 13)

HIGH CHANNEL HORIZONTAL

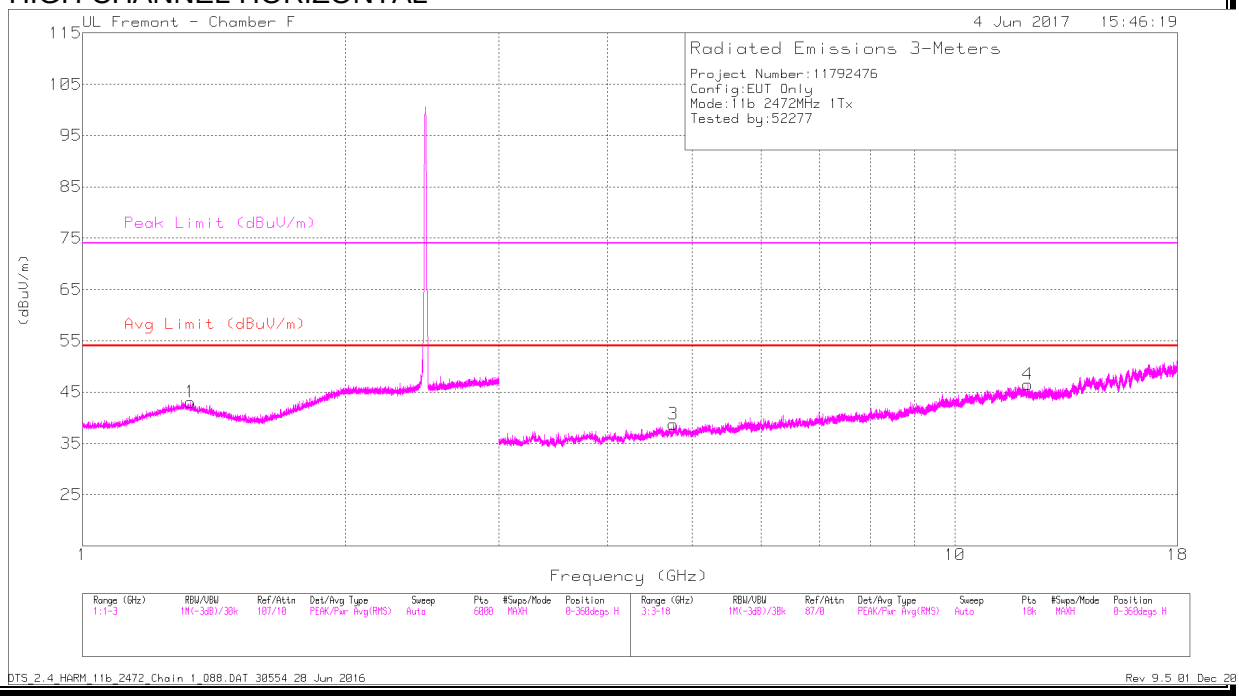

HIGH CHANNEL VERTICAL

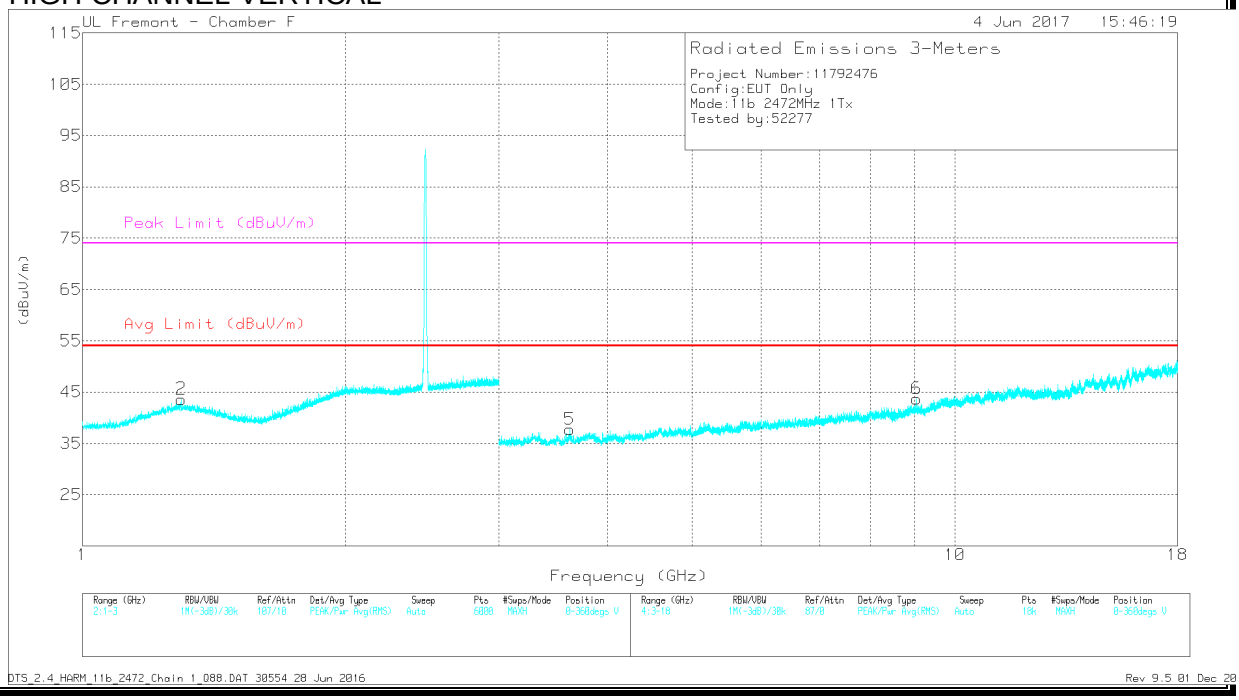

This report shall not be reproduced except in full, without the written approval of UL Verification Services Inc.

DATA

Markers	Frequency (GHz)	Meter Reading (dBuV)	Det	AF T119 (dB/m)	Amp/Cbl /Fltr/Pad (dB)	Corrected Reading (dBuV/m)	Avg Limit (dBuV/m)	Margin (dB)	Peak Limit (dBuV/m)	PK Margin (dB)	Azimuth (Degs)	Height (cm)	Polarity
1	* 1.331	42.54	PK2	29.8	-22.2	50.14	-	-	74	-23.86	35	301	H
	* 1.331	30.12	MAv1	29.8	-22.2	37.72	54	-16.28	-	-	35	301	H
2	* 1.296	42.48	PK2	30.1	-22.2	50.38	-	-	74	-23.62	194	345	V
	* 1.299	29.98	MAv1	30.1	-22.2	37.88	54	-16.12	-	-	194	345	V
3	* 4.758	39.01	PK2	34.1	-27.9	45.21	-	-	74	-28.79	14	118	H
	* 4.757	27.26	MAv1	34.1	-27.9	33.46	54	-20.54	-	-	14	118	H
4	* 12.128	35.09	PK2	38.7	-21.7	52.09	-	-	74	-21.91	252	134	H
	* 12.13	23.89	MAv1	38.7	-21.7	40.89	54	-13.11	-	-	252	134	H
5	* 3.618	39.87	PK2	33.2	-29.2	43.87	-	-	74	-30.13	356	184	V
	* 3.62	28.01	MAv1	33.2	-29.2	32.01	54	-21.99	-	-	356	184	V
6	* 9.043	35.65	PK2	36.5	-22.3	49.85	-	-	74	-24.15	0	101	V
	* 9.041	23.44	MAv1	36.5	-22.3	37.64	54	-16.36	-	-	0	101	V

* - indicates frequency in CFR47 Pt 15 / IC RSS-Restricted Band
PK2 - KDB558074 Method: Maximum Peak
MAv1 - KDB558074 Option 1 Maximum RMS Average

UL VERIFICATION SERVICES INC. FORM NO: CCSUP4701J
47173 BENICIA STREET, FREMONT, CA 94538, USA TEL: (510) 771-1000 FAX: (510) 661-0888
This report shall not be reproduced except in full, without the written approval of UL Verification Services Inc.

9.2.3. 11n HT20 UAT 1 SISO MODE IN THE 2.4GHz BAND

AUTHORIZED BANDEDGE (LOW CHANNEL, CH 1)

LOW CHANNEL HORIZONTAL

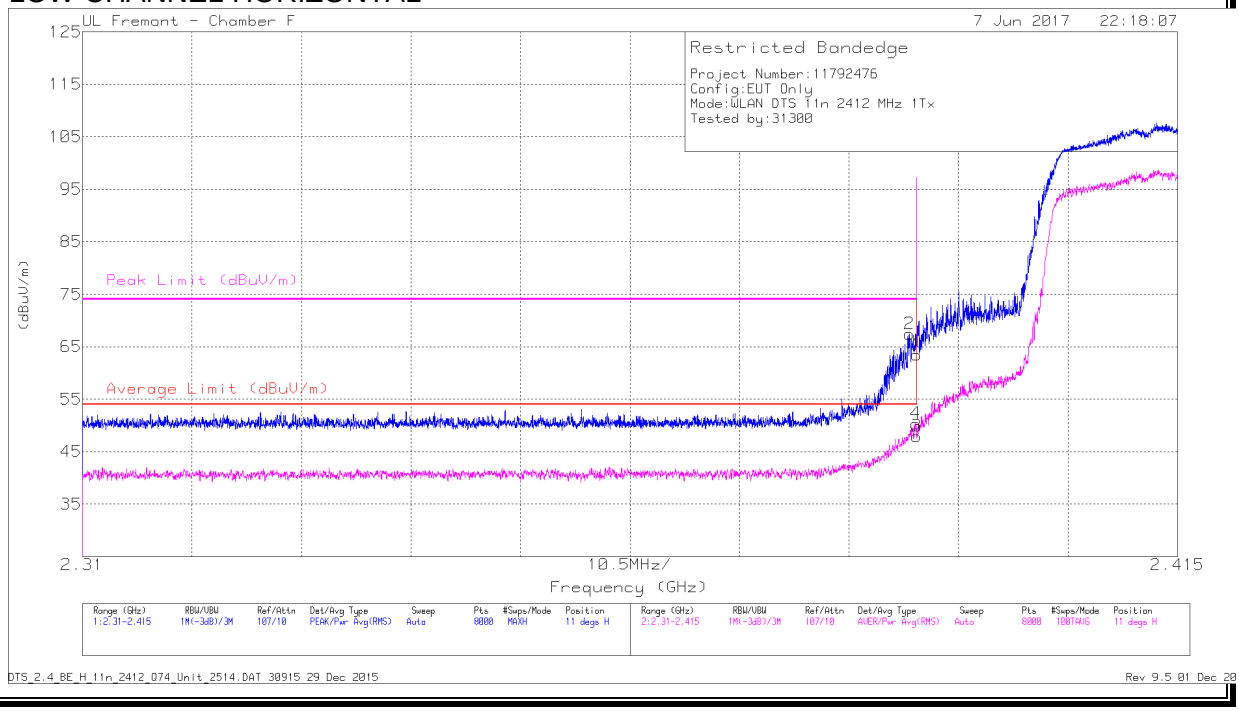

Marker	Frequency (GHz)	Meter Reading (dBuV)	Det	AF T120 (dB/m)	Amp/Cbl/Fltr/Pad (dB)	Corrected Reading (dBuV/m)	Average Limit (dBuV/m)	Margin (dB)	Peak Limit (dBuV/m)	PK Margin (dB)	Azimuth (Degs)	Height (cm)	Polarity
1	* 2.39	52	Pk	32.1	-20.7	63.4	-	-	74	-10.6	11	129	H
2	* 2.389	56.15	Pk	32.1	-20.8	67.45	-	-	74	-6.55	11	129	H
3	* 2.39	36.55	RMS	32.1	-20.7	47.95	54	-6.05	-	-	11	129	H
4	* 2.39	38.95	RMS	32.1	-20.7	50.35	54	-3.65	-	-	11	129	H

* - indicates frequency in CFR47 Pt 15 / IC RSS-Restricted Band
Pk - Peak detector
RMS - RMS detection

This report shall not be reproduced except in full, without the written approval of UL Verification Services Inc.

LOW CHANNEL VERTICAL

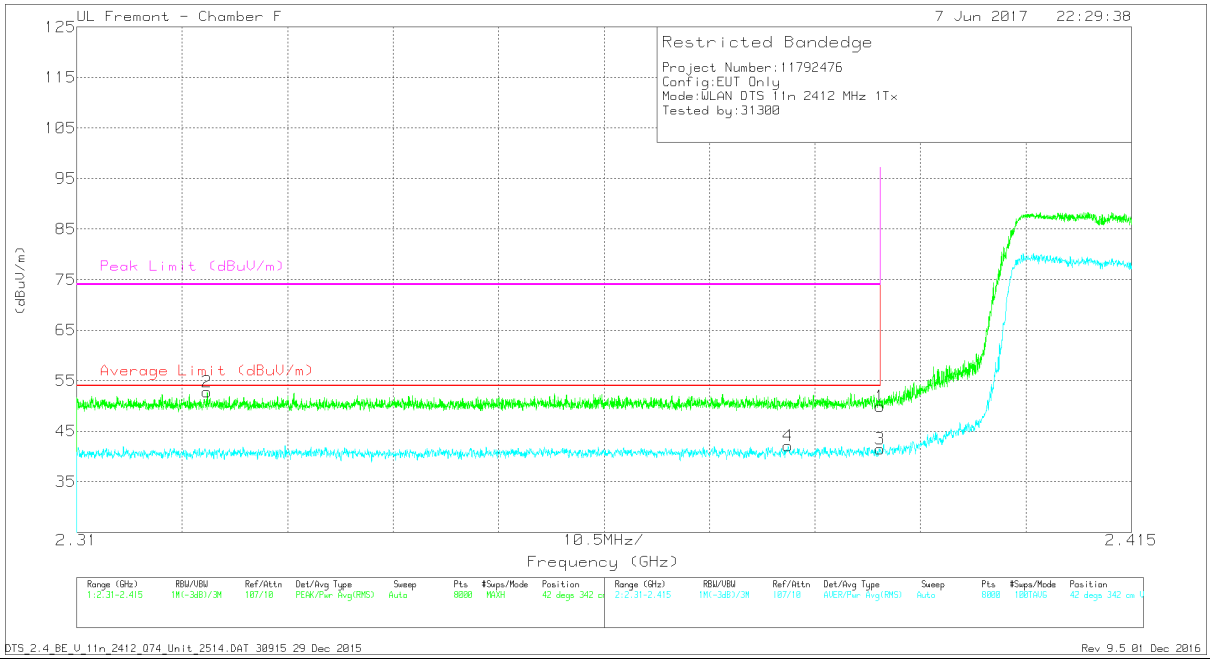

Marker	Frequency (GHz)	Meter Reading (dBuV)	Det	AF T120 (dB/m)	Amp/Cbl/Fltr/Pad (dB)	Corrected Reading (dBuV/m)	Average Limit (dBuV/m)	Margin (dB)	Peak Limit (dBuV/m)	PK Margin (dB)	Azimuth (Degs)	Height (cm)	Polarity
1	* 2.39	38.54	Pk	32.1	-20.7	49.94	-	-	74	-24.06	42	342	V
2	* 2.323	41.56	Pk	32.1	-20.9	52.76	-	-	74	-21.24	42	342	V
3	* 2.39	30.06	RMS	32.1	-20.7	41.46	54	-12.54	-	-	42	342	V
4	* 2.381	30.83	RMS	32.1	-20.8	42.13	54	-11.87	-	-	42	342	V

* - indicates frequency in CFR47 Pt 15 / IC RSS-Restricted Band
Pk - Peak detector
RMS - RMS detection

This report shall not be reproduced except in full, without the written approval of UL Verification Services Inc.

AUTHORIZED BANDEDGE (LOW CHANNEL, CH 2)

LOW CHANNEL HORIZONTAL

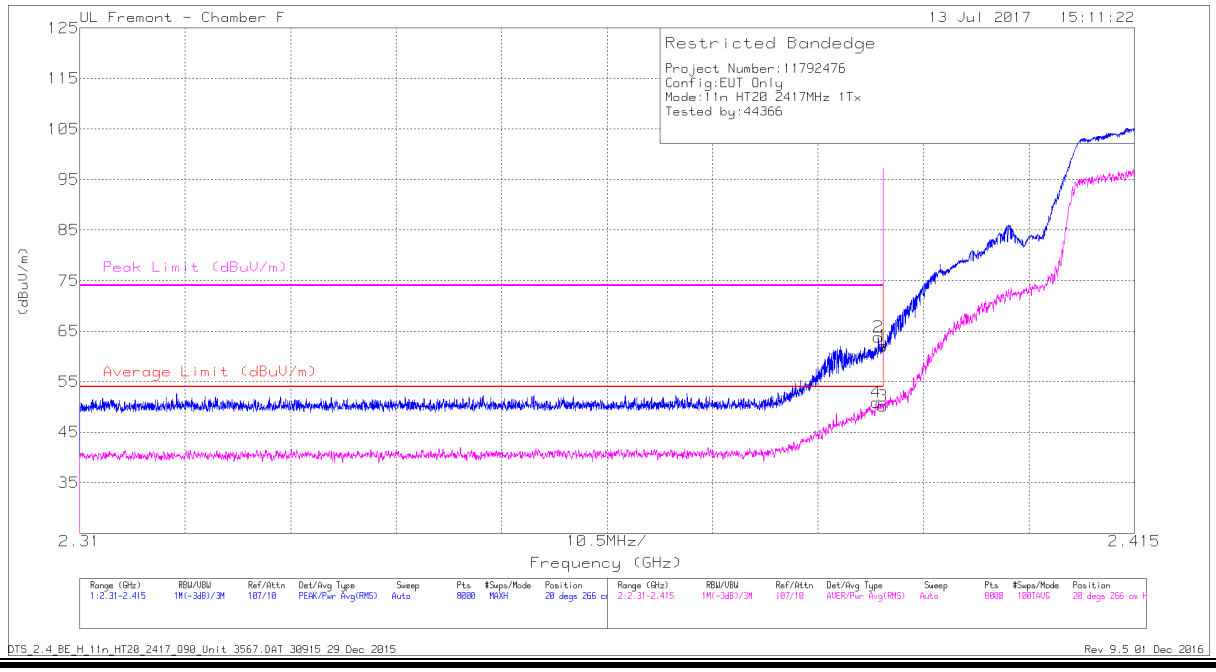

Marker	Frequency (GHz)	Meter Reading (dBuV)	Det	AF T119 (dB/m)	Amp/Cbl/Fltr/Pad (dB)	Corrected Reading (dBuV/m)	Average Limit (dBuV/m)	Margin (dB)	Peak Limit (dBuV/m)	PK Margin (dB)	Azimuth (Degs)	Height (cm)	Polarity
1	* 2.39	51.14	Pk	31.9	-21	62.04	-	-	74	-11.96	20	266	H
2	* 2.39	52.87	Pk	31.9	-21	63.77	-	-	74	-10.23	20	266	H
3	* 2.39	39.23	RMS	31.9	-21	50.13	54	-3.87	-	-	20	266	H
4	* 2.389	39.89	RMS	31.9	-20.9	50.89	54	-3.11	-	-	20	266	H

* - indicates frequency in CFR47 Pt 15 / IC RSS-Restricted Band
Pk - Peak detector

This report shall not be reproduced except in full, without the written approval of UL Verification Services Inc.

LOW CHANNEL VERTICAL

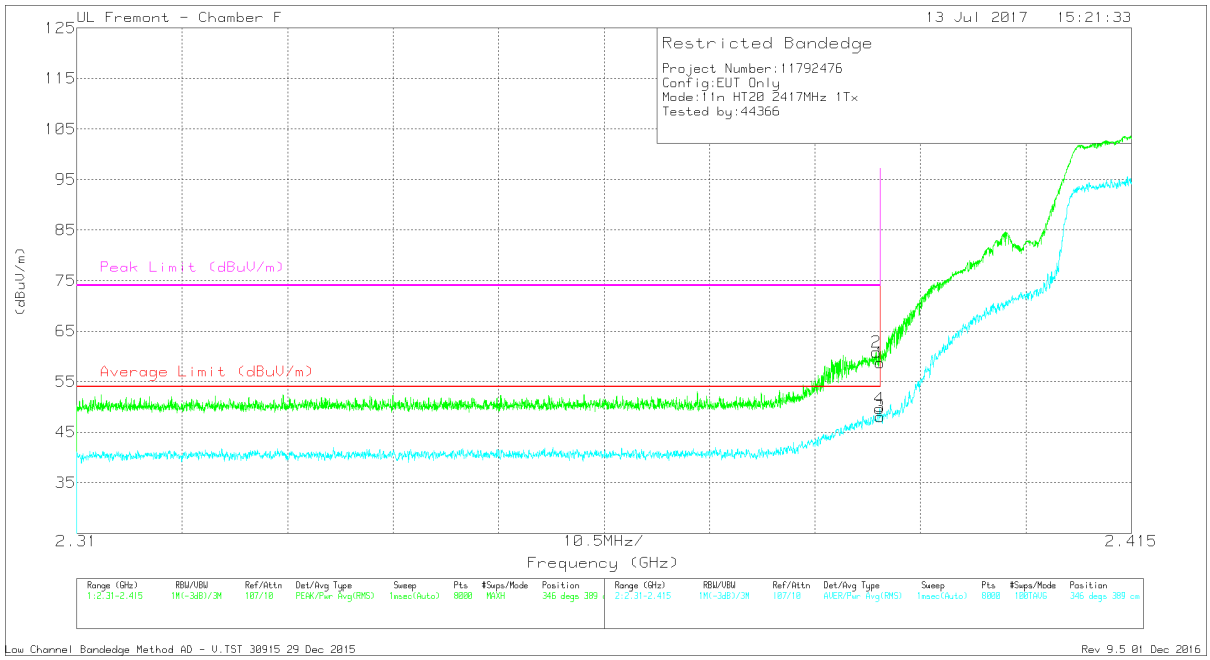

Marker	Frequency (GHz)	Meter Reading (dBuV)	Det	AF T119 (dB/m)	Amp/Cbl/Fltr/Pad (dB)	Corrected Reading (dBuV/m)	Average Limit (dBuV/m)	Margin (dB)	Peak Limit (dBuV/m)	PK Margin (dB)	Azimuth (Degs)	Height (cm)	Polarity
1	* 2.39	47.8	Pk	31.9	-21	58.7	-	-	74	-15.3	346	389	V
2	* 2.39	49.96	Pk	31.9	-21	60.86	-	-	74	-13.14	346	389	V
3	* 2.39	37.1	RMS	31.9	-21	48	54	-6	-	-	346	389	V
4	* 2.39	38.75	RMS	31.9	-21	49.65	54	-4.35	-	-	346	389	V

* - indicates frequency in CFR47 Pt 15 / IC RSS-Restricted Band
Pk - Peak detector
RMS - RMS detection

This report shall not be reproduced except in full, without the written approval of UL Verification Services Inc.

AUTHORIZED BANDEDGE (LOW CHANNEL, CH 3)

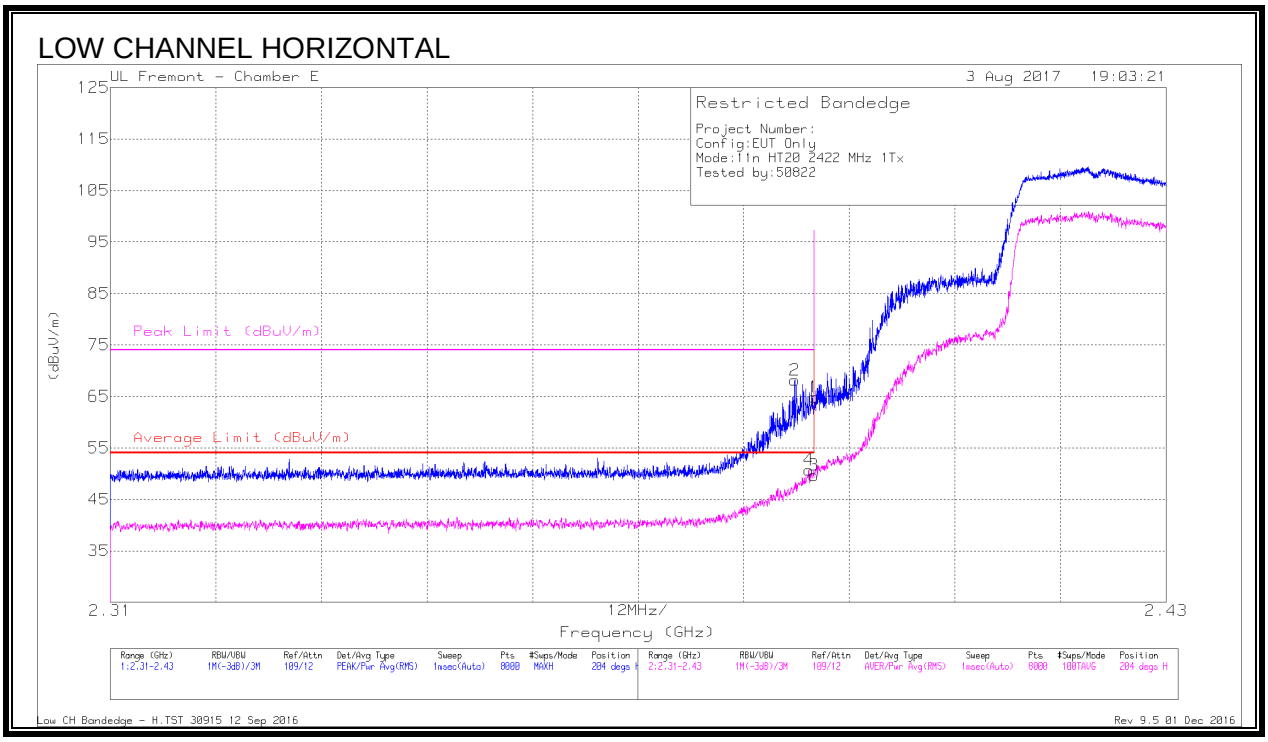

Marker	Frequency (GHz)	Meter Reading (dBuV)	Det	AF T346 (dB/m)	Amp/Cbl/Fltr/Pad (dB)	Corrected Reading (dBuV/m)	Average Limit (dBuV/m)	Margin (dB)	Peak Limit (dBuV/m)	PK Margin (dB)	Azimuth (Degs)	Height (cm)	Polarity
1	* 2.39	52.06	Pk	32	-19.2	64.86	-	-	74	-9.14	204	110	H
2	* 2.388	55.47	Pk	31.9	-19.2	68.17	-	-	74	-5.83	204	110	H
3	* 2.39	36.86	RMS	32	-19.2	49.66	54	-4.34	-	-	204	110	H
4	* 2.389	37.91	RMS	32	-19.2	50.71	54	-3.29	-	-	204	110	H

* - indicates frequency in CFR47 Pt 15 / IC RSS-Restricted Band
Pk - Peak detector
RMS - RMS detection
Low CH Bandedge - H.TST 30915 12 Sep 2016
Rev 9.5 01 Dec 2016

This report shall not be reproduced except in full, without the written approval of UL Verification Services Inc.

LOW CHANNEL VERTICAL

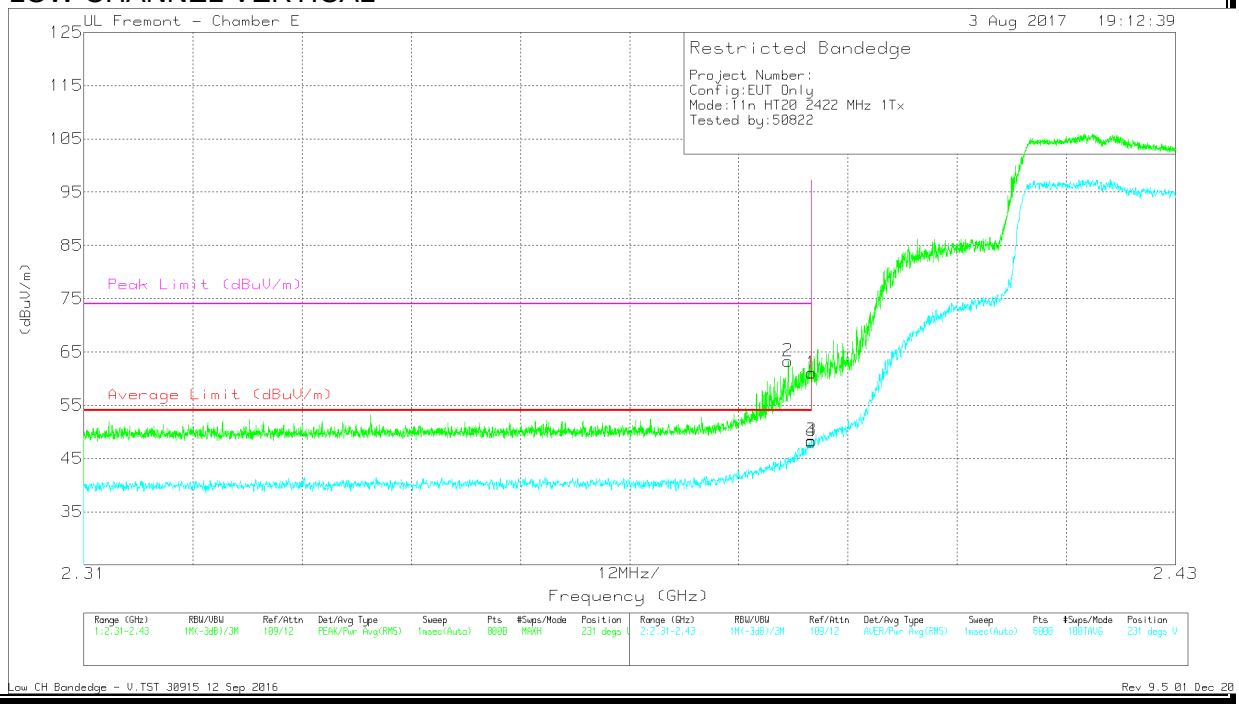

Marker	Frequency (GHz)	Meter Reading (dBuV)	Det	AF T346 (dB/m)	Amp/Cbl/Fltr/Pad (dB)	Corrected Reading (dBuV/m)	Average Limit (dBuV/m)	Margin (dB)	Peak Limit (dBuV/m)	PK Margin (dB)	Azimuth (Degs)	Height (cm)	Polarity
2	* 2.387	50.61	Pk	31.9	-19.2	63.31	-	-	74	-10.69	231	340	V
1	* 2.39	48.29	Pk	32	-19.2	61.09	-	-	74	-12.91	231	340	V
3	* 2.39	35.62	RMS	32	-19.2	48.42	54	-5.58	-	-	231	340	V
4	* 2.39	35.4	RMS	32	-19.2	48.2	54	-5.8	-	-	231	340	V

* - indicates frequency in CFR47 Pt 15 / IC RSS-Restricted Band
Pk - Peak detector
RMS - RMS detection
Low CH Bandedge - V.TST 30915 12 Sep 2016

This report shall not be reproduced except in full, without the written approval of UL Verification Services Inc.

AUTHORIZED BANDEDGE (HIGH CHANNEL, CH 9)

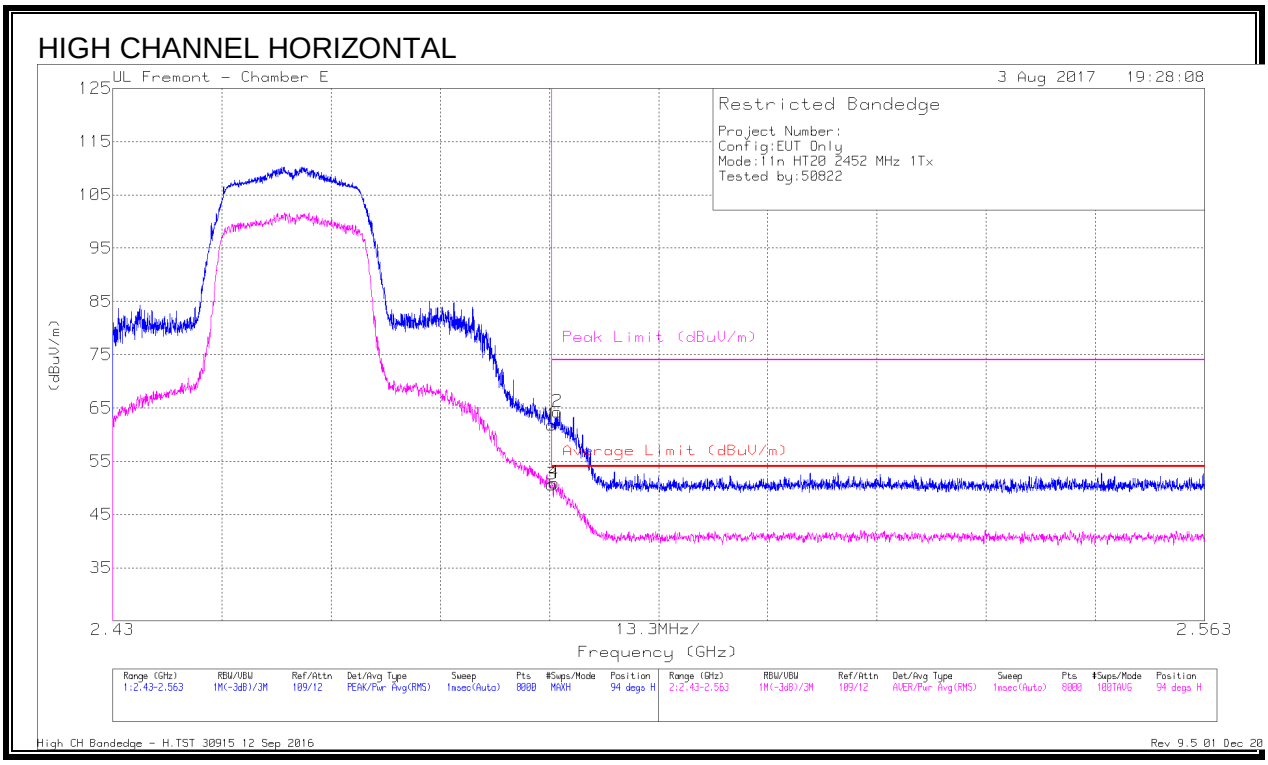

Marker	Frequency (GHz)	Meter Reading (dBuV)	Det	AF T346 (dB/m)	Amp/Cbl/Fltr/Pad (dB)	Corrected Reading (dBuV/m)	Average Limit (dBuV/m)	Margin (dB)	Peak Limit (dBuV/m)	PK Margin (dB)	Azimuth (Degs)	Height (cm)	Polarity
1	* 2.484	49.09	Pk	32.1	-19.4	61.79	-	-	74	-12.21	94	114	H
2	* 2.484	51.6	Pk	32.1	-19.4	64.3	-	-	74	-9.7	94	114	H
3	* 2.484	37.94	RMS	32.1	-19.4	50.64	54	-3.36	-	-	94	114	H
4	* 2.484	38.28	RMS	32.1	-19.4	50.98	54	-3.02	-	-	94	114	H

* - indicates frequency in CFR47 Pt 15 / IC RSS-Restricted Band
Pk - Peak detector
RMS - RMS detection
High CH Bandedge - H.TST 30915 12 Sep 2016
Rev 9.5 01 Dec 2016

This report shall not be reproduced except in full, without the written approval of UL Verification Services Inc.

HIGH CHANNEL VERTICAL

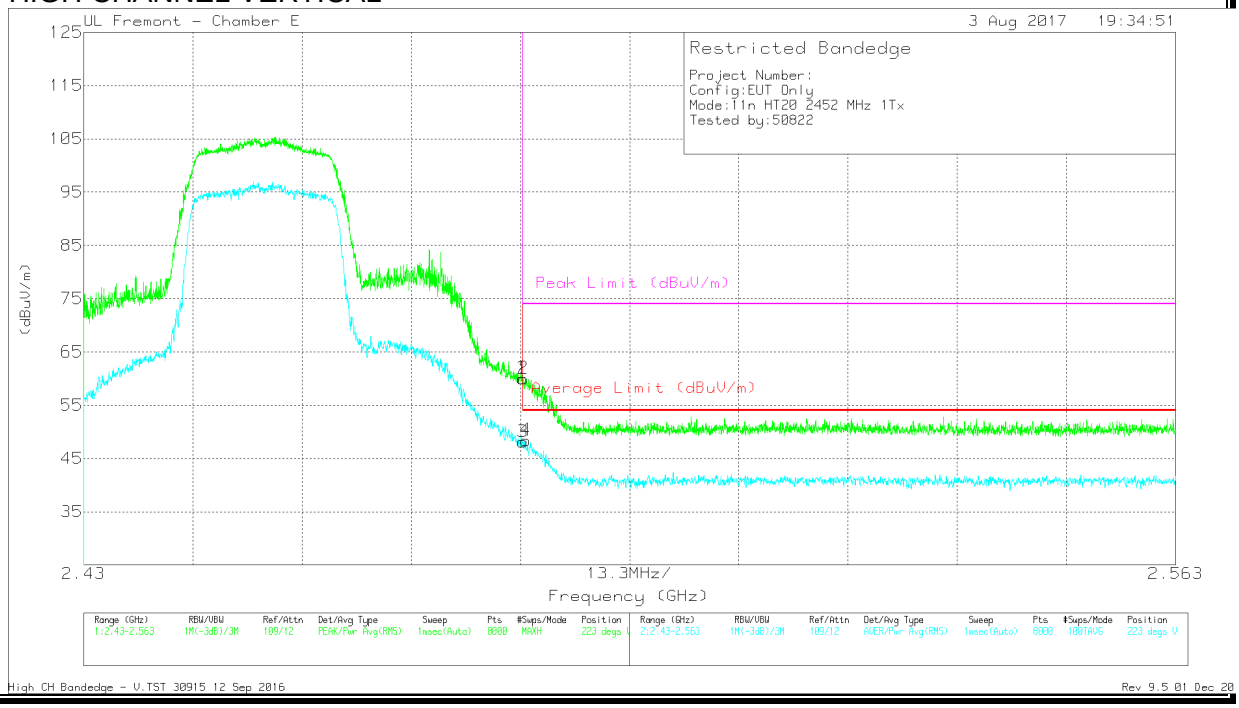

Marker	Frequency (GHz)	Meter Reading (dBuV)	Det	AF T346 (dB/m)	Amp/Cbl/Fltr/Pad (dB)	Corrected Reading (dBuV/m)	Average Limit (dBuV/m)	Margin (dB)	Peak Limit (dBuV/m)	PK Margin (dB)	Azimuth (Degs)	Height (cm)	Polarity
1	* 2.484	47.28	Pk	32.1	-19.4	59.98	-	-	74	-14.02	223	360	V
2	* 2.484	47.31	Pk	32.1	-19.4	60.01	-	-	74	-13.99	223	360	V
3	* 2.484	35.4	RMS	32.1	-19.4	48.1	54	-5.9	-	-	223	360	V
4	* 2.484	35.71	RMS	32.1	-19.4	48.41	54	-5.59	-	-	223	360	V

* - indicates frequency in CFR47 Pt 15 / IC RSS-Restricted Band
Pk - Peak detector
RMS - RMS detection
High CH Bandedge - V.TST 30915 12 Sep 2016
Rev 9.5 01 Dec 2016

This report shall not be reproduced except in full, without the written approval of UL Verification Services Inc.

AUTHORIZED BANDEDGE (HIGH CHANNEL, CH 10)

HIGH CHANNEL HORIZONTAL

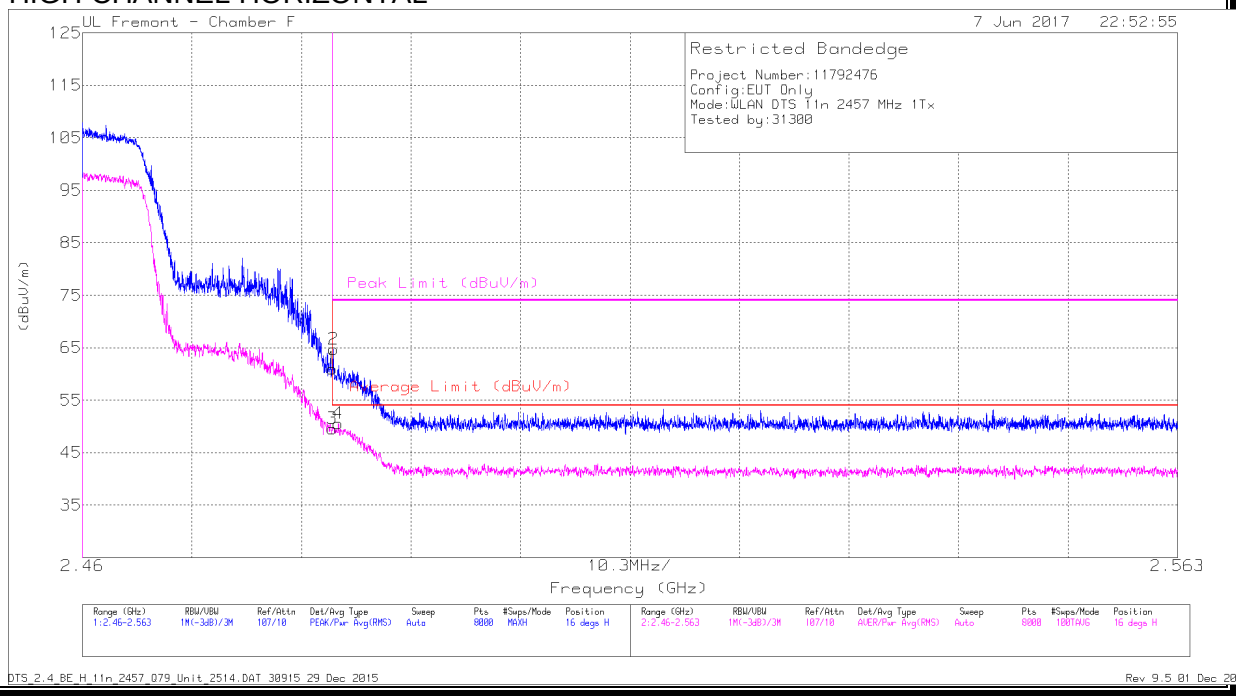

Marker	Frequency (GHz)	Meter Reading (dBuV)	Det	AF T120 (dB/m)	Amp/Cbl/Fltr/Pad (dB)	Corrected Reading (dBuV/m)	Average Limit (dBuV/m)	Margin (dB)	Peak Limit (dBuV/m)	PK Margin (dB)	Azimuth (Degs)	Height (cm)	Polarity
1	* 2.484	49.33	Pk	32.5	-20.8	61.03	-	-	74	-12.97	16	166	H
2	* 2.484	52.94	Pk	32.5	-20.8	64.64	-	-	74	-9.36	16	166	H
3	* 2.484	37.79	RMS	32.5	-20.8	49.49	54	-4.51	-	-	16	166	H
4	* 2.484	38.86	RMS	32.5	-20.8	50.56	54	-3.44	-	-	16	166	H

* - indicates frequency in CFR47 Pt 15 / IC RSS-Restricted Band
Pk - Peak detector
RMS - RMS detection

This report shall not be reproduced except in full, without the written approval of UL Verification Services Inc.

HIGH CHANNEL VERTICAL

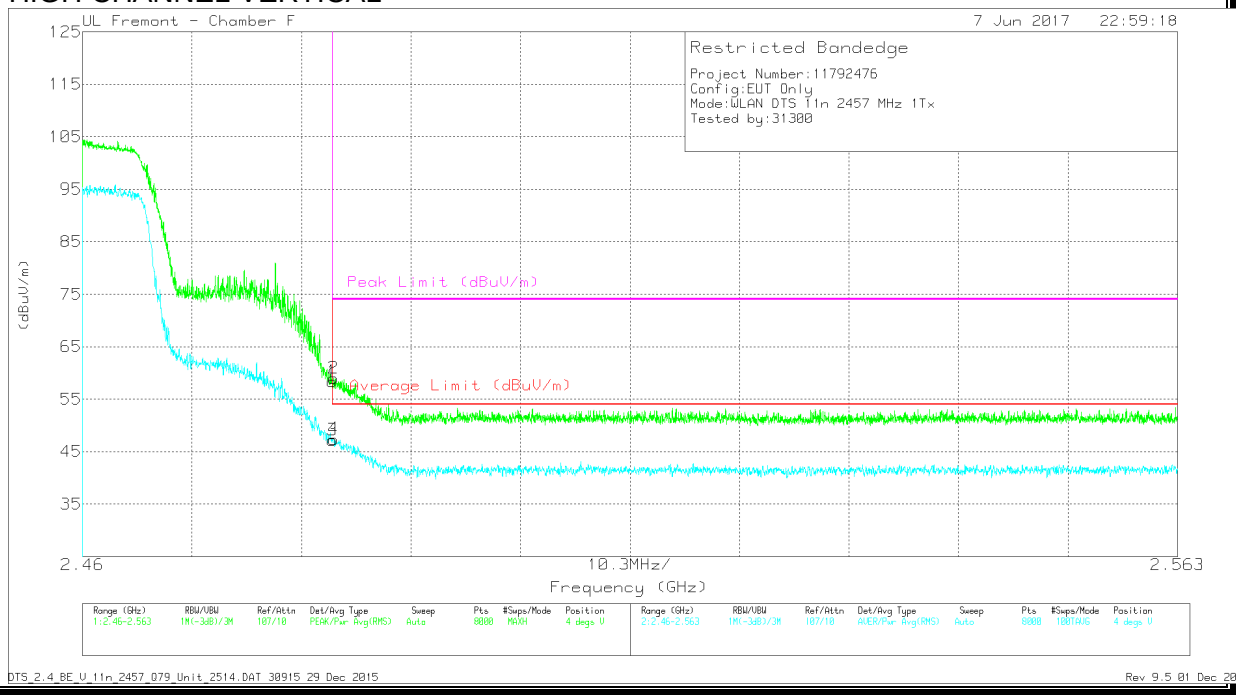

Marker	Frequency (GHz)	Meter Reading (dBuV)	Det	AF T120 (dB/m)	Amp/Cbl/Fltr/Pad (dB)	Corrected Reading (dBuV/m)	Average Limit (dBuV/m)	Margin (dB)	Peak Limit (dBuV/m)	PK Margin (dB)	Azimuth (Degs)	Height (cm)	Polarity
1	* 2.484	46.62	Pk	32.5	-20.8	58.32	-	-	74	-15.68	4	358	V
2	* 2.484	47.32	Pk	32.5	-20.8	59.02	-	-	74	-14.98	4	358	V
3	* 2.484	35.5	RMS	32.5	-20.8	47.2	54	-6.8	-	-	4	358	V
4	* 2.484	35.67	RMS	32.5	-20.8	47.37	54	-6.63	-	-	4	358	V

* - indicates frequency in CFR47 Pt 15 / IC RSS-Restricted Band
Pk - Peak detector
RMS - RMS detection

This report shall not be reproduced except in full, without the written approval of UL Verification Services Inc.

AUTHORIZED BANDEDGE (HIGH CHANNEL, CH 11)

HIGH CHANNEL HORIZONTAL

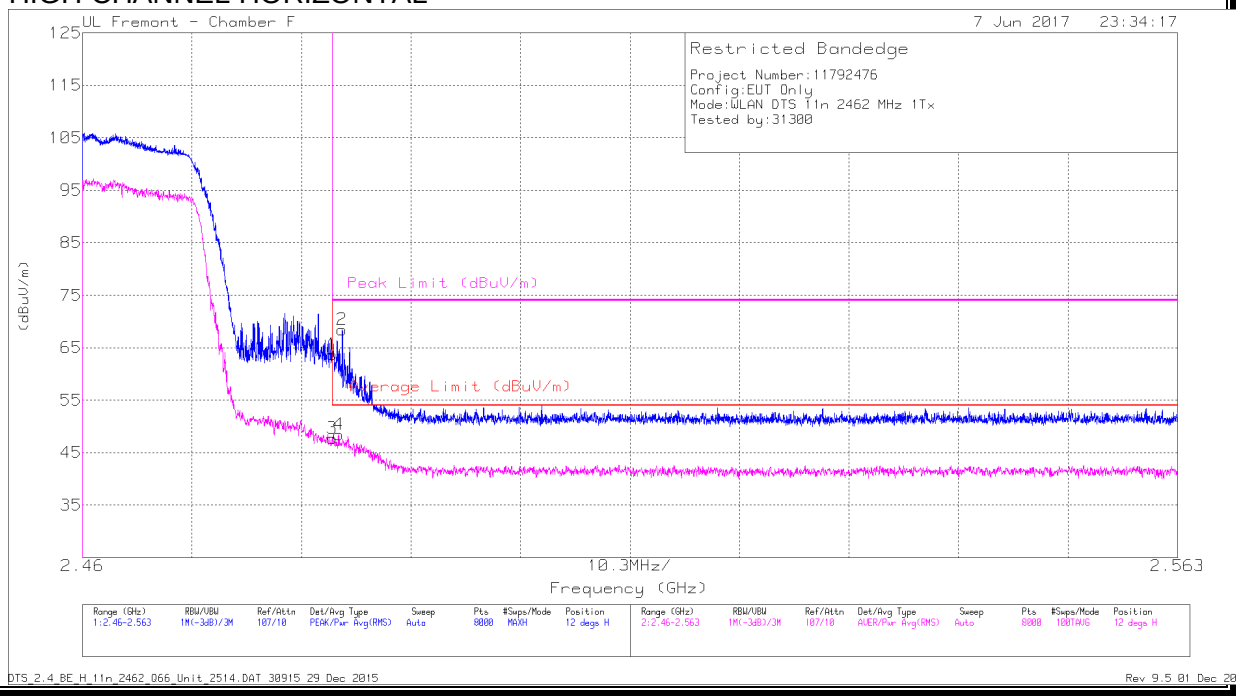

Marker	Frequency (GHz)	Meter Reading (dBuV)	Det	AF T120 (dB/m)	Amp/Cbl/Fltr/Pad (dB)	Corrected Reading (dBuV/m)	Average Limit (dBuV/m)	Margin (dB)	Peak Limit (dBuV/m)	PK Margin (dB)	Azimuth (Degs)	Height (cm)	Polarity
1	* 2.484	52	Pk	32.5	-20.8	63.7	-	-	74	-10.3	12	168	H
2	* 2.484	56.73	Pk	32.5	-20.8	68.43	-	-	74	-5.57	12	168	H
3	* 2.484	36	RMS	32.5	-20.8	47.7	54	-6.3	-	-	12	168	H
4	* 2.484	36.68	RMS	32.5	-20.8	48.38	54	-5.62	-	-	12	168	H

* - indicates frequency in CFR47 Pt 15 / IC RSS-Restricted Band
Pk - Peak detector
RMS - RMS detection

This report shall not be reproduced except in full, without the written approval of UL Verification Services Inc.

HIGH CHANNEL VERTICAL

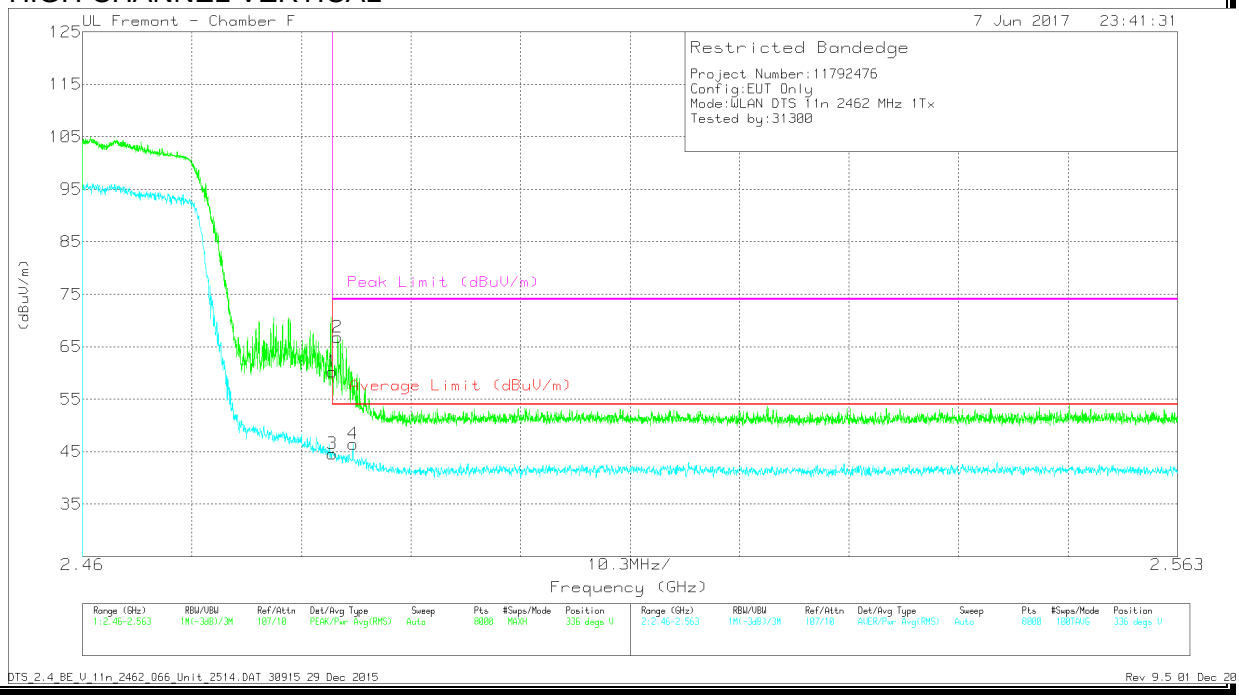

Marker	Frequency (GHz)	Meter Reading (dBuV)	Det	AF T120 (dB/m)	Amp/Cbl/Fltr/Pad (dB)	Corrected Reading (dBuV/m)	Average Limit (dBuV/m)	Margin (dB)	Peak Limit (dBuV/m)	PK Margin (dB)	Azimuth (Degs)	Height (cm)	Polarity
1	* 2.484	48.53	Pk	32.5	-20.8	60.23	-	-	74	-13.77	336	359	V
2	* 2.484	55.16	Pk	32.5	-20.8	66.86	-	-	74	-7.14	336	359	V
3	* 2.484	32.89	RMS	32.5	-20.8	44.59	54	-9.41	-	-	336	359	V
4	* 2.485	34.77	RMS	32.5	-20.8	46.47	54	-7.53	-	-	336	359	V

* - indicates frequency in CFR47 Pt 15 / IC RSS-Restricted Band
Pk - Peak detector
RMS - RMS detection

This report shall not be reproduced except in full, without the written approval of UL Verification Services Inc.

AUTHORIZED BANDEDGE (HIGH CHANNEL, CH 12)

HIGH CHANNEL HORIZONTAL

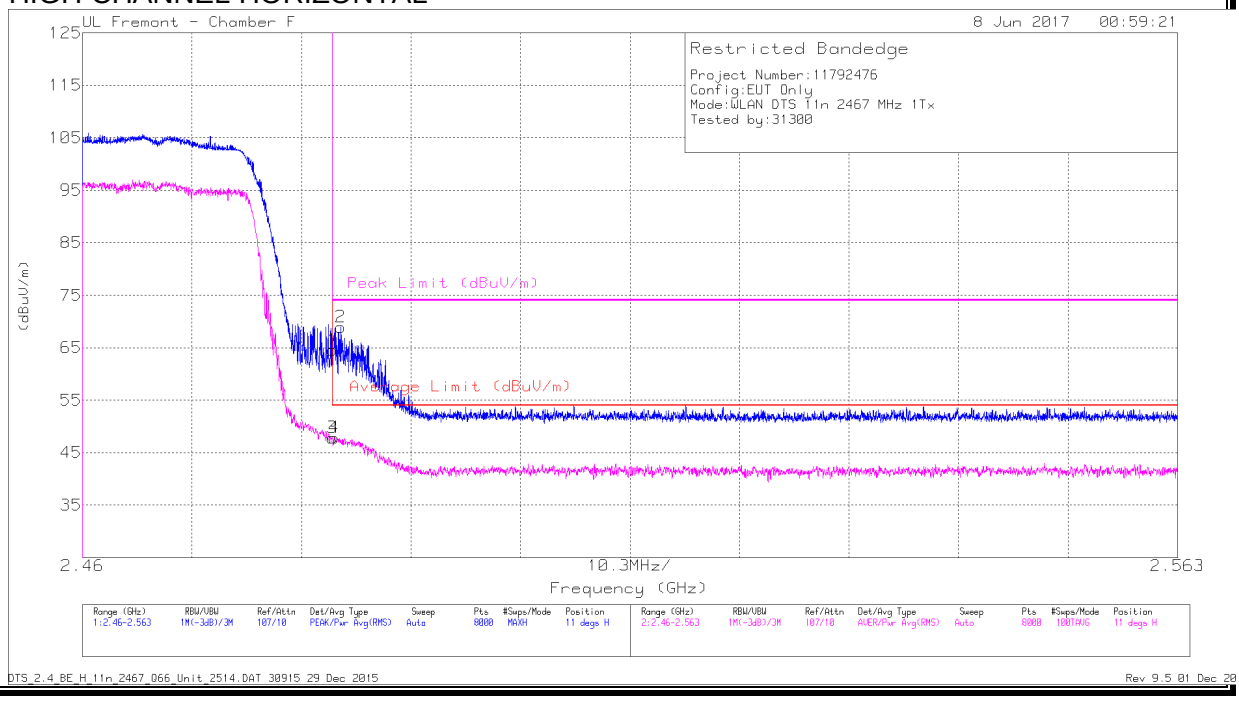

Marker	Frequency (GHz)	Meter Reading (dBuV)	Det	AF T120 (dB/m)	Amp/Cbl/Fltr/Pad (dB)	Corrected Reading (dBuV/m)	Average Limit (dBuV/m)	Margin (dB)	Peak Limit (dBuV/m)	PK Margin (dB)	Azimuth (Degs)	Height (cm)	Polarity
1	* 2.484	52.92	Pk	32.5	-20.8	64.62	-	-	74	-9.38	11	120	H
2	* 2.484	57.27	Pk	32.5	-20.8	68.97	-	-	74	-5.03	11	120	H
3	* 2.484	36.13	RMS	32.5	-20.8	47.83	54	-6.17	-	-	11	120	H
4	* 2.484	36.12	RMS	32.5	-20.8	47.82	54	-6.18	-	-	11	120	H

* - indicates frequency in CFR47 Pt 15 / IC RSS-Restricted Band
Pk - Peak detector
RMS - RMS detection

This report shall not be reproduced except in full, without the written approval of UL Verification Services Inc.

HIGH CHANNEL VERTICAL

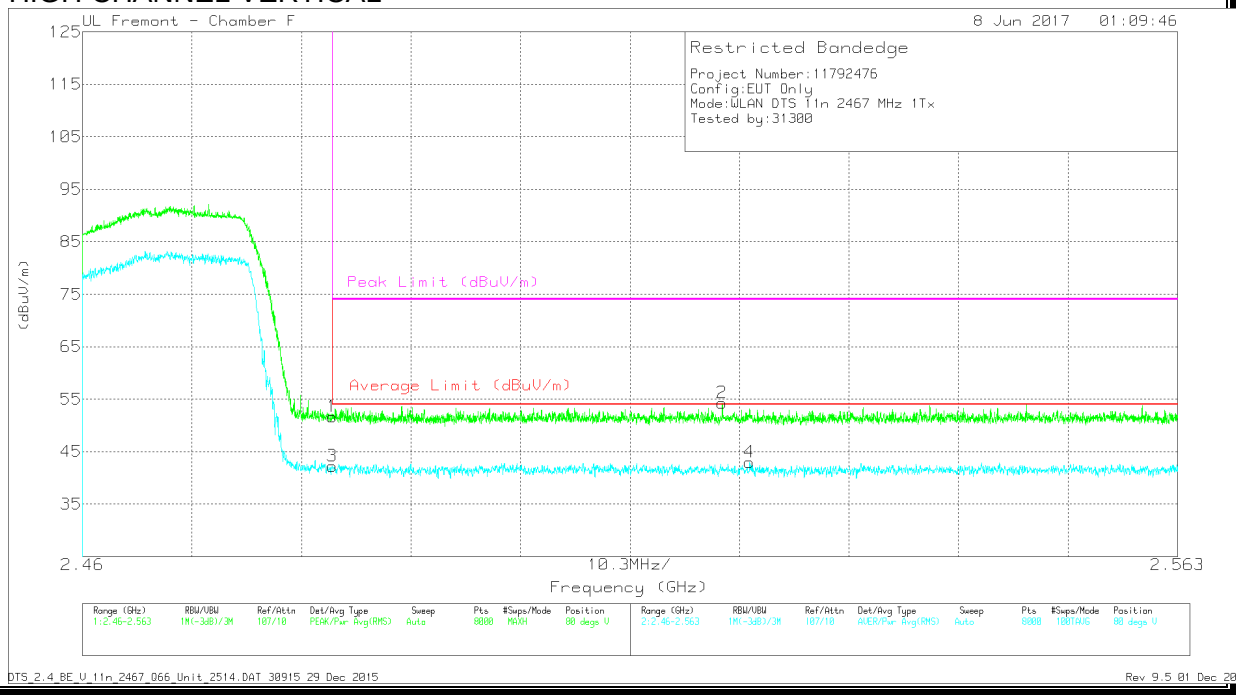

Marker	Frequency (GHz)	Meter Reading (dBuV)	Det	AF T120 (dB/m)	Amp/Cbl/Fltr/Pad (dB)	Corrected Reading (dBuV/m)	Average Limit (dBuV/m)	Margin (dB)	Peak Limit (dBuV/m)	PK Margin (dB)	Azimuth (Degs)	Height (cm)	Polarity
1	* 2.484	39.98	Pk	32.5	-20.8	51.68	-	-	74	-22.32	80	317	V
2	2.52	42.31	Pk	32.6	-20.7	54.21	-	-	74	-19.79	80	317	V
3	* 2.484	30.49	RMS	32.5	-20.8	42.19	54	-11.81	-	-	80	317	V
4	2.523	31.07	RMS	32.6	-20.7	42.97	54	-11.03	-	-	80	317	V

* - indicates frequency in CFR47 Pt 15 / IC RSS-Restricted Band
Pk - Peak detector
RMS - RMS detection

This report shall not be reproduced except in full, without the written approval of UL Verification Services Inc.

AUTHORIZED BANDEDGE (HIGH CHANNEL, CH 13)

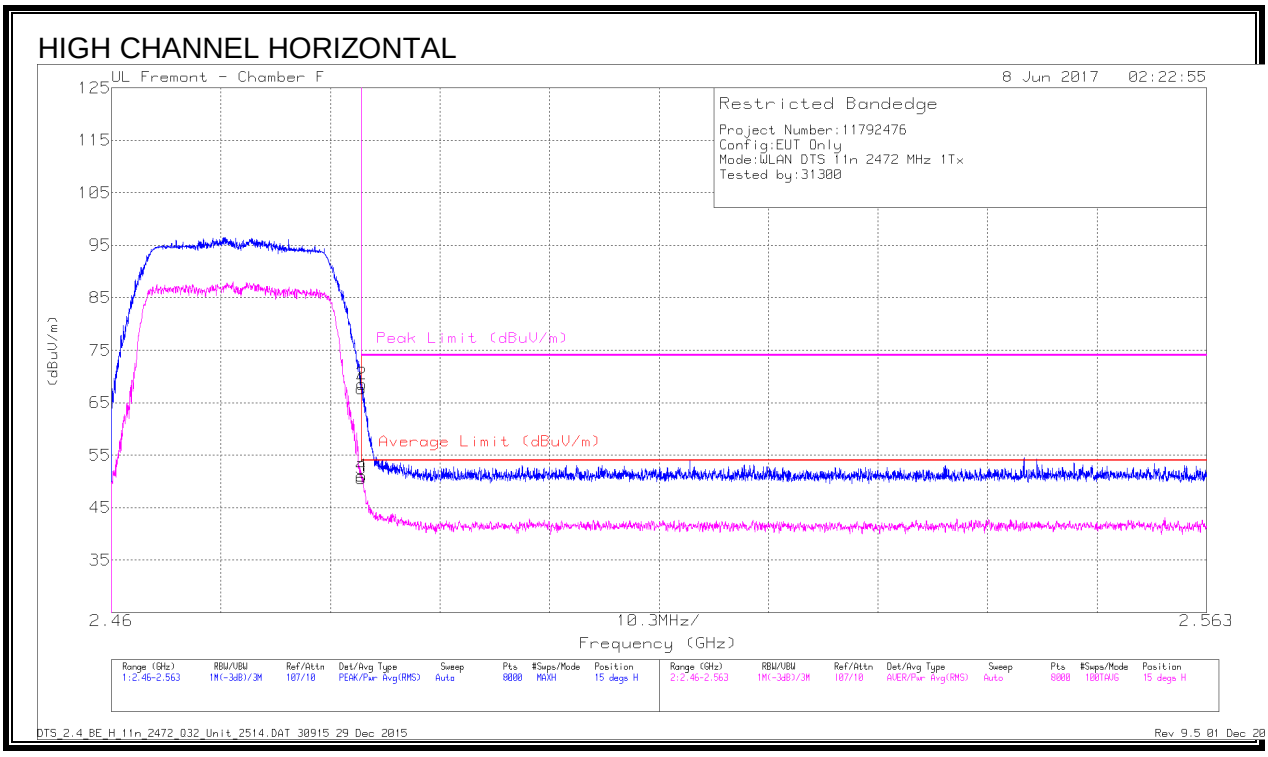

Marker	Frequency (GHz)	Meter Reading (dBuV)	Det	AF T120 (dB/m)	Amp/Cbl/Fltr/Pad (dB)	Corrected Reading (dBuV/m)	Average Limit (dBuV/m)	Margin (dB)	Peak Limit (dBuV/m)	PK Margin (dB)	Azimuth (Degs)	Height (cm)	Polarity
1	* 2.484	56.01	Pk	32.5	-20.8	67.71	-	-	74	-6.29	15	102	H
2	* 2.484	56.86	Pk	32.5	-20.8	68.56	-	-	74	-5.44	15	102	H
3	* 2.484	38.88	RMS	32.5	-20.8	50.58	54	-3.42	-	-	15	102	H
4	* 2.484	39.29	RMS	32.5	-20.8	50.99	54	-3.01	-	-	15	102	H

* - indicates frequency in CFR47 Pt 15 / IC RSS-Restricted Band
Pk - Peak detector
RMS - RMS detection

This report shall not be reproduced except in full, without the written approval of UL Verification Services Inc.

HIGH CHANNEL VERTICAL

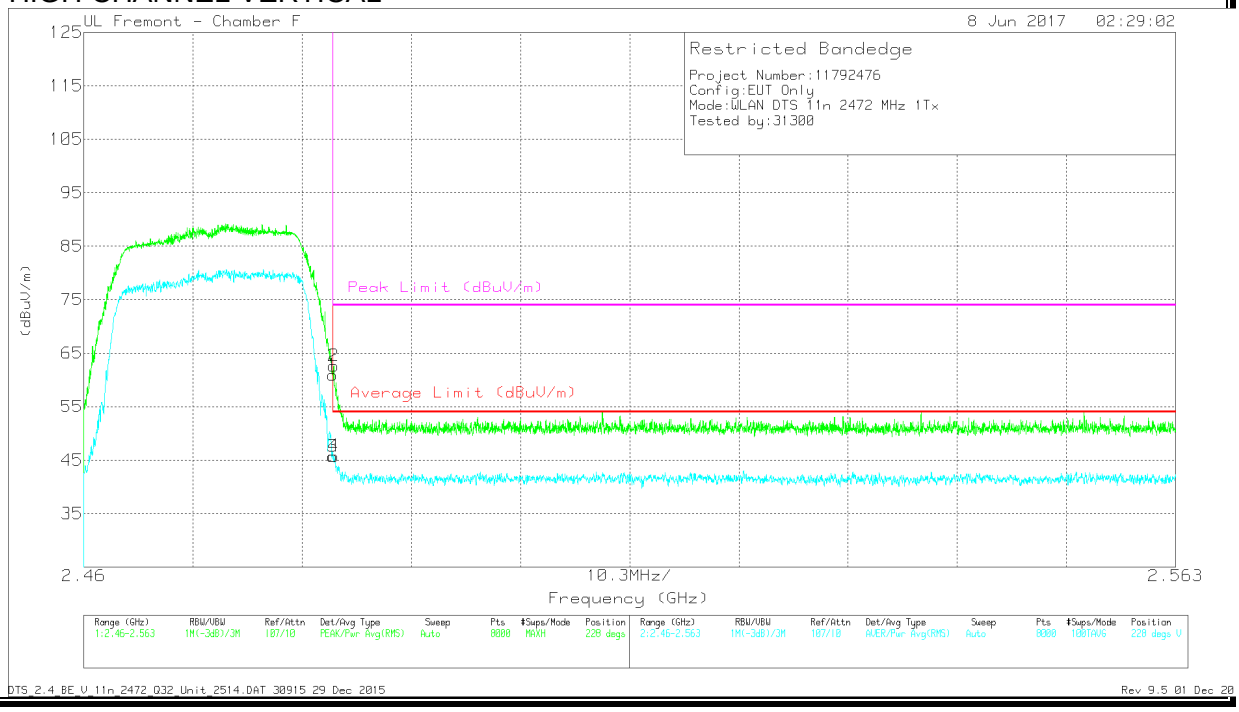

Marker	Frequency (GHz)	Meter Reading (dBuV)	Det	AF T120 (dB/m)	Amp/Cbl/Fltr/Pad (dB)	Corrected Reading (dBuV/m)	Average Limit (dBuV/m)	Margin (dB)	Peak Limit (dBuV/m)	PK Margin (dB)	Azimuth (Degs)	Height (cm)	Polarity
1	* 2.484	49.21	Pk	32.5	-20.8	60.91	-	-	74	-13.09	228	314	V
2	* 2.484	50.92	Pk	32.5	-20.8	62.62	-	-	74	-11.38	228	314	V
3	* 2.484	33.99	RMS	32.5	-20.8	45.69	54	-8.31	-	-	228	314	V
4	* 2.484	34.01	RMS	32.5	-20.8	45.71	54	-8.29	-	-	228	314	V

* - indicates frequency in CFR47 Pt 15 / IC RSS-Restricted Band
Pk - Peak detector
RMS - RMS detection

This report shall not be reproduced except in full, without the written approval of UL Verification Services Inc.

9.2.4. 11n HT20 LAT 3 SISO MODE IN THE 2.4GHz BAND

AUTHORIZED BANDEDGE (LOW CHANNEL, CH 1)

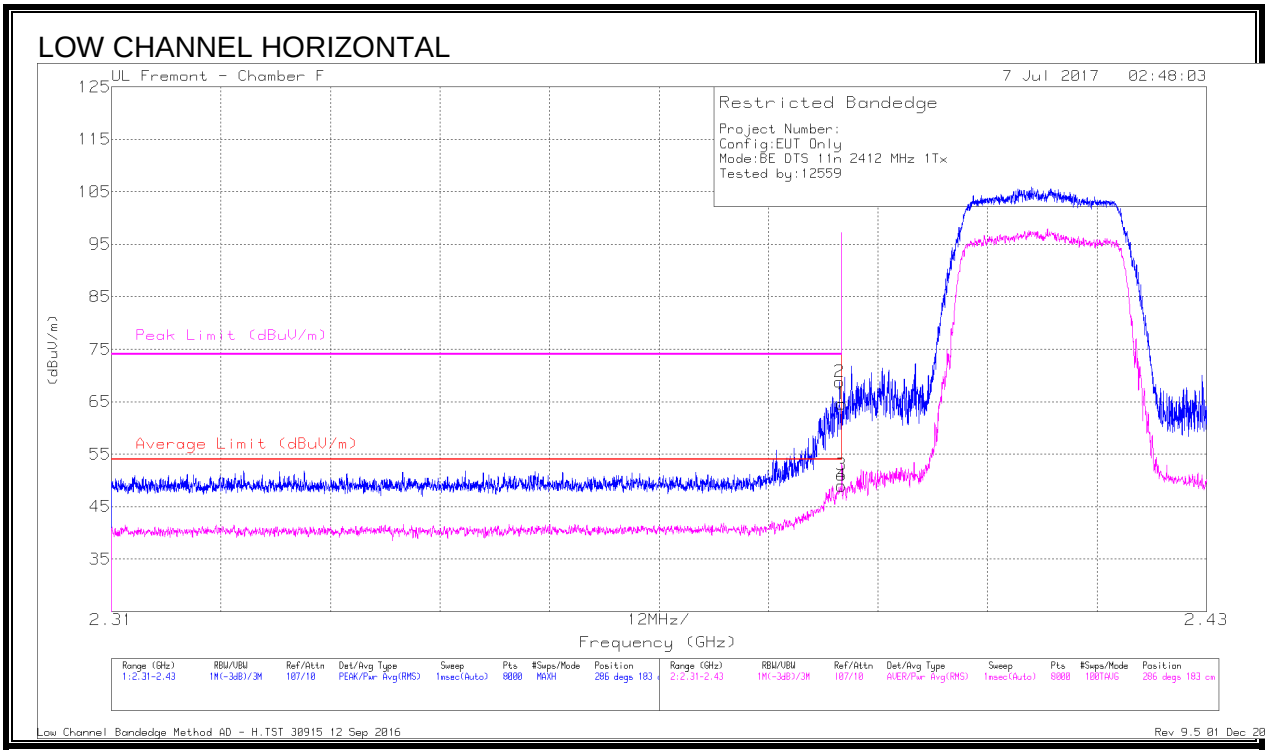

Marker	Frequency (GHz)	Meter Reading (dBuV)	Det	AF T119 (dB/m)	Amp/Cbl/Fltr/Pad (dB)	Corrected Reading (dBuV/m)	Average Limit (dBuV/m)	Margin (dB)	Peak Limit (dBuV/m)	PK Margin (dB)	Azimuth (Degs)	Height (cm)	Polarity
1	* 2.39	53.73	Pk	31.9	-21	64.63	-	-	74	-9.37	286	183	H
2	* 2.39	57.87	Pk	31.9	-21	68.77	-	-	74	-5.23	286	183	H
3	* 2.39	40.19	RMS	31.9	-21	51.09	54	-2.91	-	-	286	183	H
4	* 2.39	38.09	RMS	31.9	-21	48.99	54	-5.01	-	-	286	183	H

* - indicates frequency in CFR47 Pt 15 / IC RSS-Restricted Band
Pk - Peak detector
RMS - RMS detection
Low Channel Bandedge Method AD - H.TST 30915 12 Sep 2016
Rev 9.5 01 Dec 2016

This report shall not be reproduced except in full, without the written approval of UL Verification Services Inc.

LOW CHANNEL VERTICAL

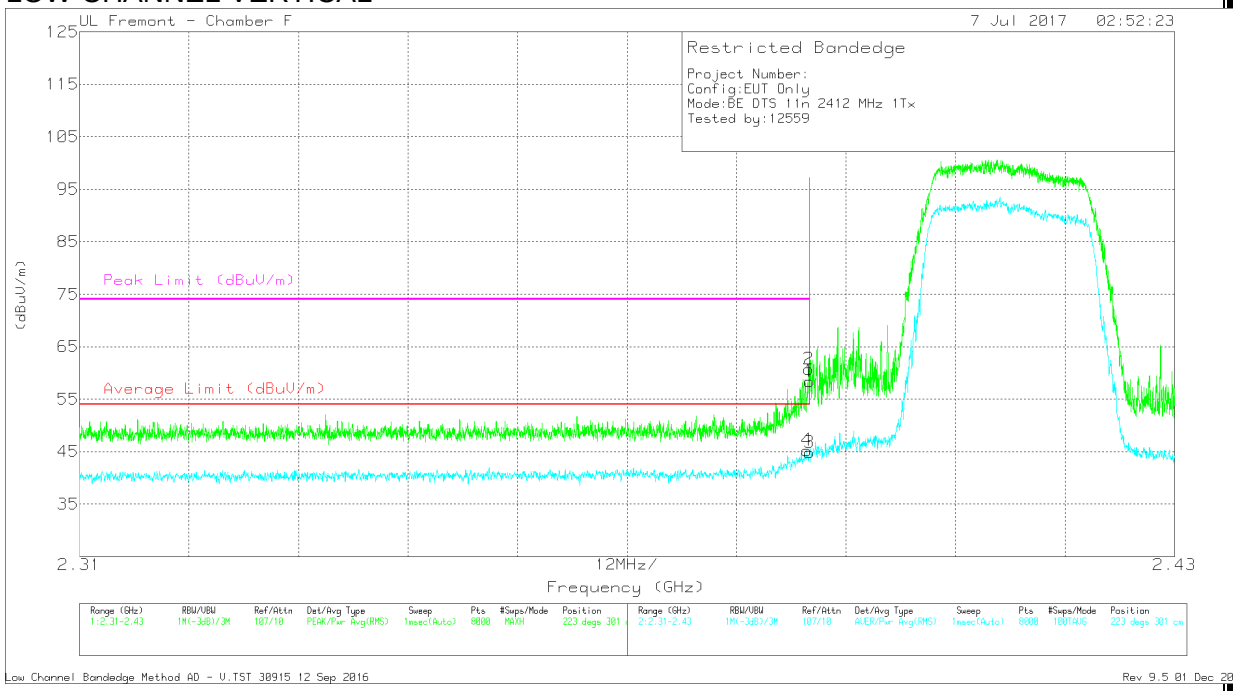

Marker	Frequency (GHz)	Meter Reading (dBuV)	Det	AF T119 (dB/m)	Amp/Cbl/Fltr/Pad (dB)	Corrected Reading (dBuV/m)	Average Limit (dBuV/m)	Margin (dB)	Peak Limit (dBuV/m)	PK Margin (dB)	Azimuth (Degs)	Height (cm)	Polarity
1	* 2.39	47.52	Pk	31.9	-21	58.42	-	-	74	-15.58	223	301	V
2	* 2.39	49.84	Pk	31.9	-21	60.74	-	-	74	-13.26	223	301	V
3	* 2.39	33.97	RMS	31.9	-21	44.87	54	-9.13	-	-	223	301	V
4	* 2.39	34.36	RMS	31.9	-21	45.26	54	-8.74	-	-	223	301	V

* - indicates frequency in CFR47 Pt 15 / IC RSS-Restricted Band
Pk - Peak detector
RMS - RMS detection
Low Channel Bandedge Method AD - V.TST 30915 12 Sep 2016
Rev 9.5 01 Dec 2016

This report shall not be reproduced except in full, without the written approval of UL Verification Services Inc.

AUTHORIZED BANDEDGE (LOW CHANNEL, CH 2)

LOW CHANNEL HORIZONTAL

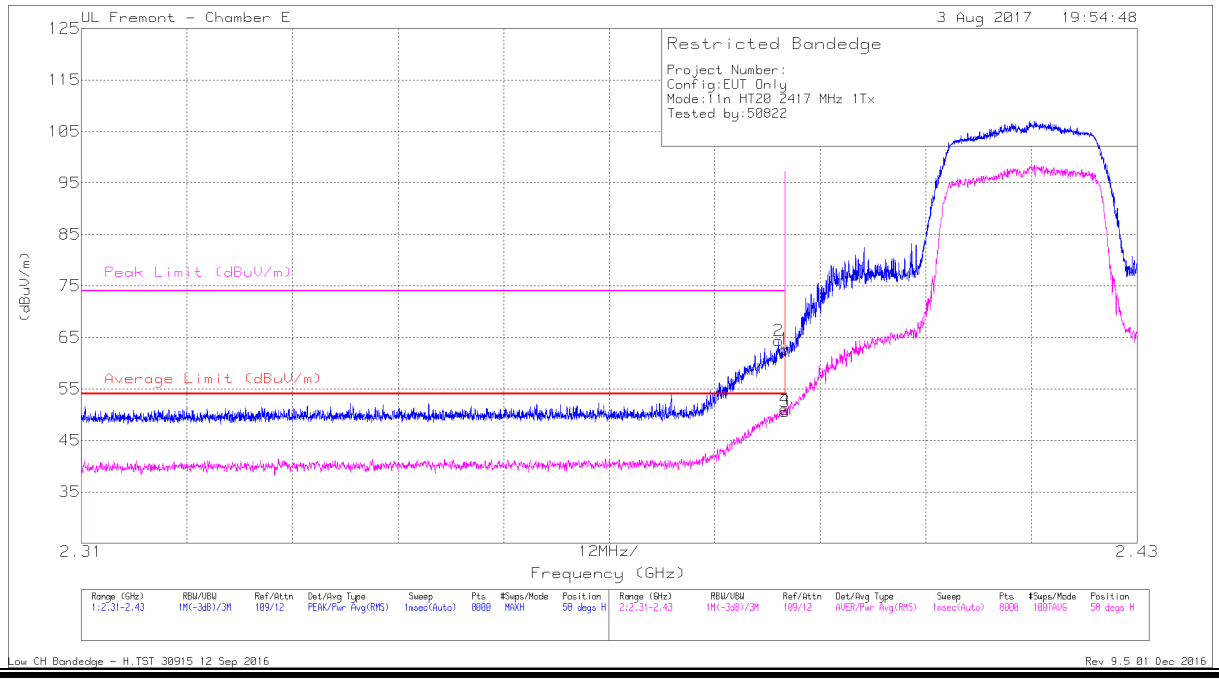

Marker	Frequency (GHz)	Meter Reading (dBuV)	Det	AF T346 (dB/m)	Amp/Cbl/ Fltr/Pad (dB)	Corrected Reading (dBuV/m)	Average Limit (dBuV/m)	Margin (dB)	Peak Limit (dBuV/m)	PK Margin (dB)	Azimuth (Degs)	Height (cm)	Polarity
1	* 2.39	49.88	Pk	32	-19.2	62.68	-	-	74	-11.32	58	140	H
2	* 2.389	51.68	Pk	31.9	-19.2	64.38	-	-	74	-9.62	58	140	H
3	* 2.39	37.8	RMS	32	-19.2	50.6	54	-3.4	-	-	58	140	H
4	* 2.39	38.26	RMS	32	-19.2	51.06	54	-2.94	-	-	58	140	H

* - indicates frequency in CFR47 Pt 15 / IC RSS-Restricted Band
Pk - Peak detector
RMS - RMS detection
Low CH Bandedge - H.TST 30915 12 Sep 2016
Rev 9.5 01 Dec 2016

This report shall not be reproduced except in full, without the written approval of UL Verification Services Inc.

LOW CHANNEL VERTICAL

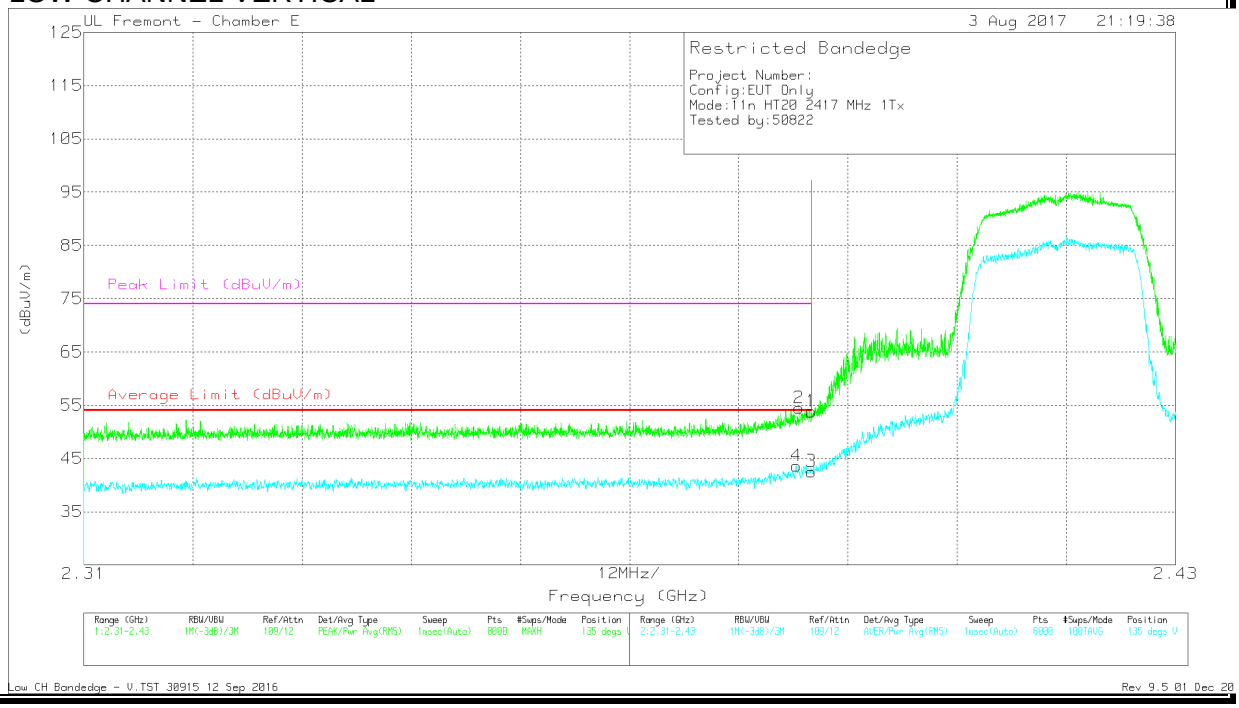

Marker	Frequency (GHz)	Meter Reading (dBuV)	Det	AF T346 (dB/m)	Amp/Cbl/Fltr/Pad (dB)	Corrected Reading (dBuV/m)	Average Limit (dBuV/m)	Margin (dB)	Peak Limit (dBuV/m)	PK Margin (dB)	Azimuth (Degs)	Height (cm)	Polarity
4	* 2.388	30.9	RMS	31.9	-19.2	43.6	54	-10.4	-	-	135	117	V
2	* 2.389	41.75	Pk	31.9	-19.2	54.45	-	-	74	-19.55	135	117	V
1	* 2.39	41.03	Pk	32	-19.2	53.83	-	-	74	-20.17	135	117	V
3	* 2.39	29.73	RMS	32	-19.2	42.53	54	-11.47	-	-	135	117	V

* - indicates frequency in CFR47 Pt 15 / IC RSS-Restricted Band
Pk - Peak detector
RMS - RMS detection
Low CH Bandedge - V.TST 30915 12 Sep 2016
Rev 9.5 01 Dec 2016

This report shall not be reproduced except in full, without the written approval of UL Verification Services Inc.

AUTHORIZED BANDEDGE (LOW CHANNEL, CH 3)

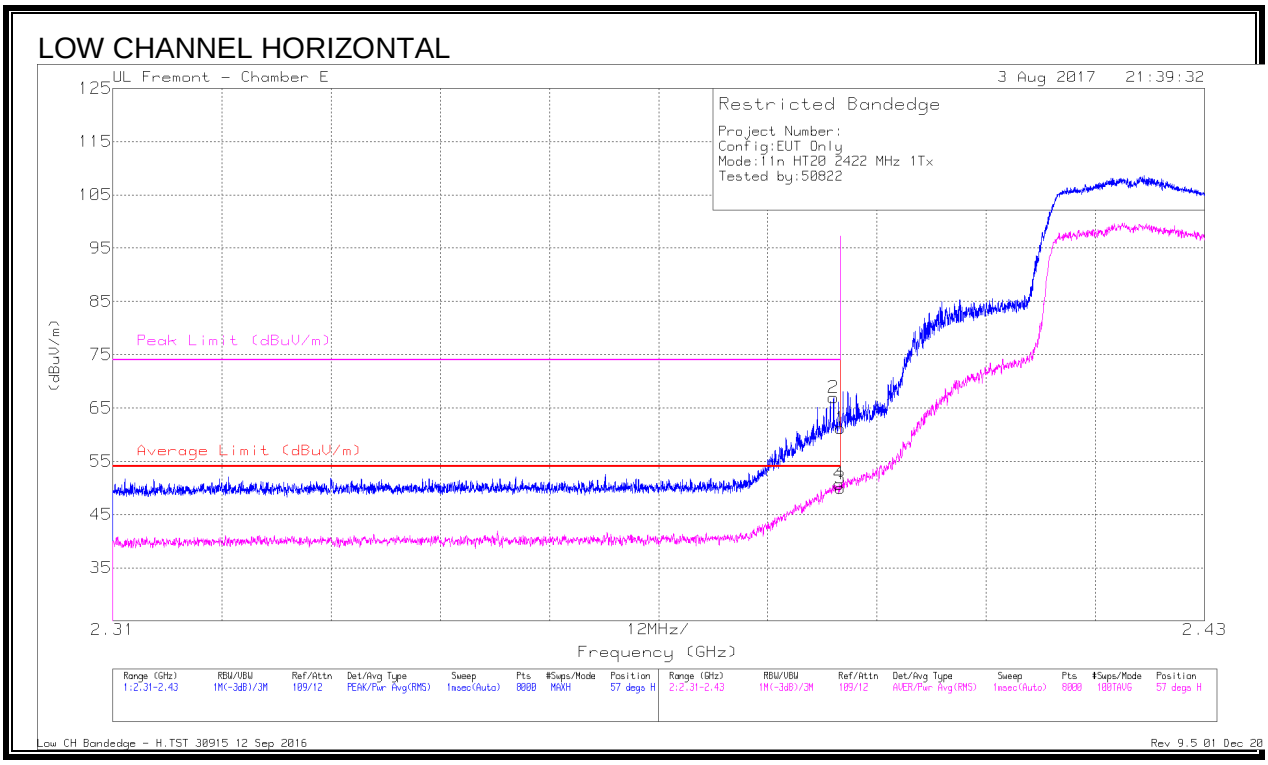

Marker	Frequency (GHz)	Meter Reading (dBuV)	Det	AF T346 (dB/m)	Amp/Cbl/Fltr/Pad (dB)	Corrected Reading (dBuV/m)	Average Limit (dBuV/m)	Margin (dB)	Peak Limit (dBuV/m)	PK Margin (dB)	Azimuth (Degs)	Height (cm)	Polarity
2	* 2.389	54.21	Pk	31.9	-19.2	66.91	-	-	74	-7.09	57	124	H
1	* 2.39	48.41	Pk	32	-19.2	61.21	-	-	74	-12.79	57	124	H
3	* 2.39	37.15	RMS	32	-19.2	49.95	54	-4.05	-	-	57	124	H
4	* 2.39	37.91	RMS	32	-19.2	50.71	54	-3.29	-	-	57	124	H

* - indicates frequency in CFR47 Pt 15 / IC RSS-Restricted Band
Pk - Peak detector
RMS - RMS detection
Low CH Bandedge - H.TST 30915 12 Sep 2016
Rev 9.5 01 Dec 2016

This report shall not be reproduced except in full, without the written approval of UL Verification Services Inc.

LOW CHANNEL VERTICAL

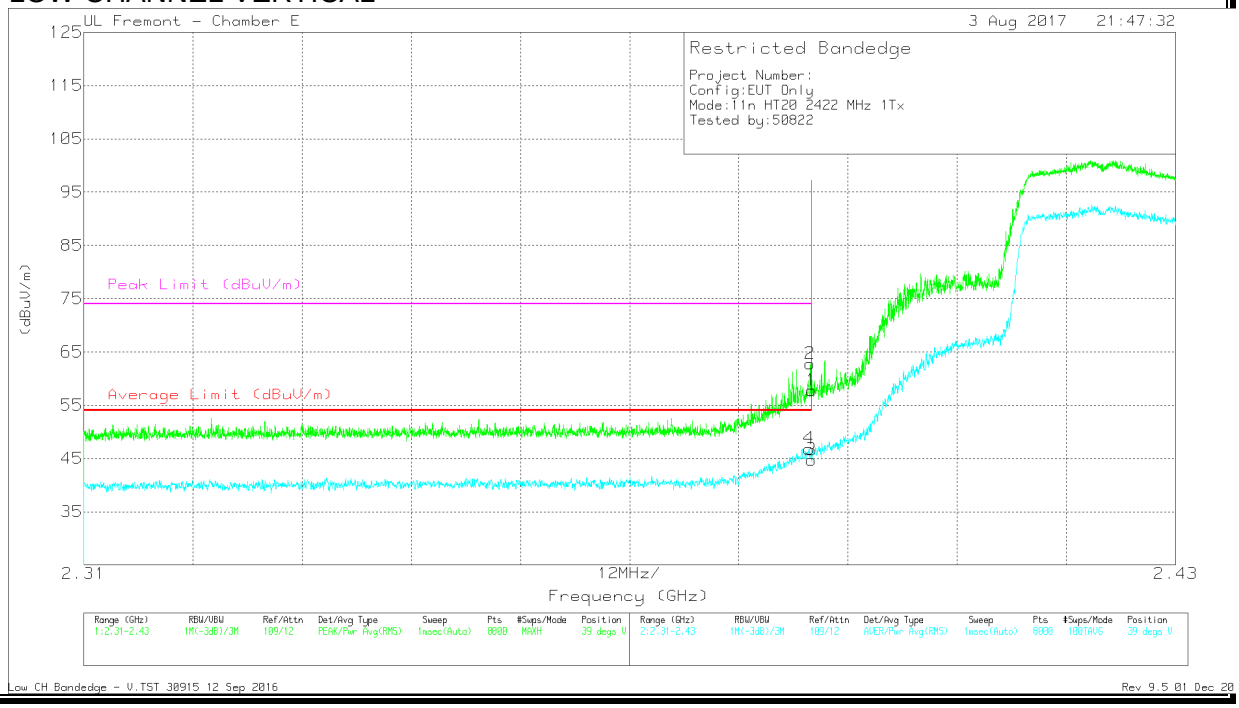

Marker	Frequency (GHz)	Meter Reading (dBuV)	Det	AF T346 (dB/m)	Amp/Cbl/Fltr/Pad (dB)	Corrected Reading (dBuV/m)	Average Limit (dBuV/m)	Margin (dB)	Peak Limit (dBuV/m)	PK Margin (dB)	Azimuth (Degs)	Height (cm)	Polarity
1	* 2.39	44.98	Pk	32	-19.2	57.78	-	-	74	-16.22	39	393	V
2	* 2.39	49.96	Pk	32	-19.2	62.76	-	-	74	-11.24	39	393	V
3	* 2.39	31.92	RMS	32	-19.2	44.72	54	-9.28	-	-	39	393	V
4	* 2.39	34.03	RMS	32	-19.2	46.83	54	-7.17	-	-	39	393	V

* - indicates frequency in CFR47 Pt 15 / IC RSS-Restricted Band
Pk - Peak detector
RMS - RMS detection
Low CH Bandedge - V.TST 30915 12 Sep 2016
Rev 9.5 01 Dec 2016

This report shall not be reproduced except in full, without the written approval of UL Verification Services Inc.

AUTHORIZED BANDEDGE (HIGH CHANNEL, CH 9)

HIGH CHANNEL HORIZONTAL

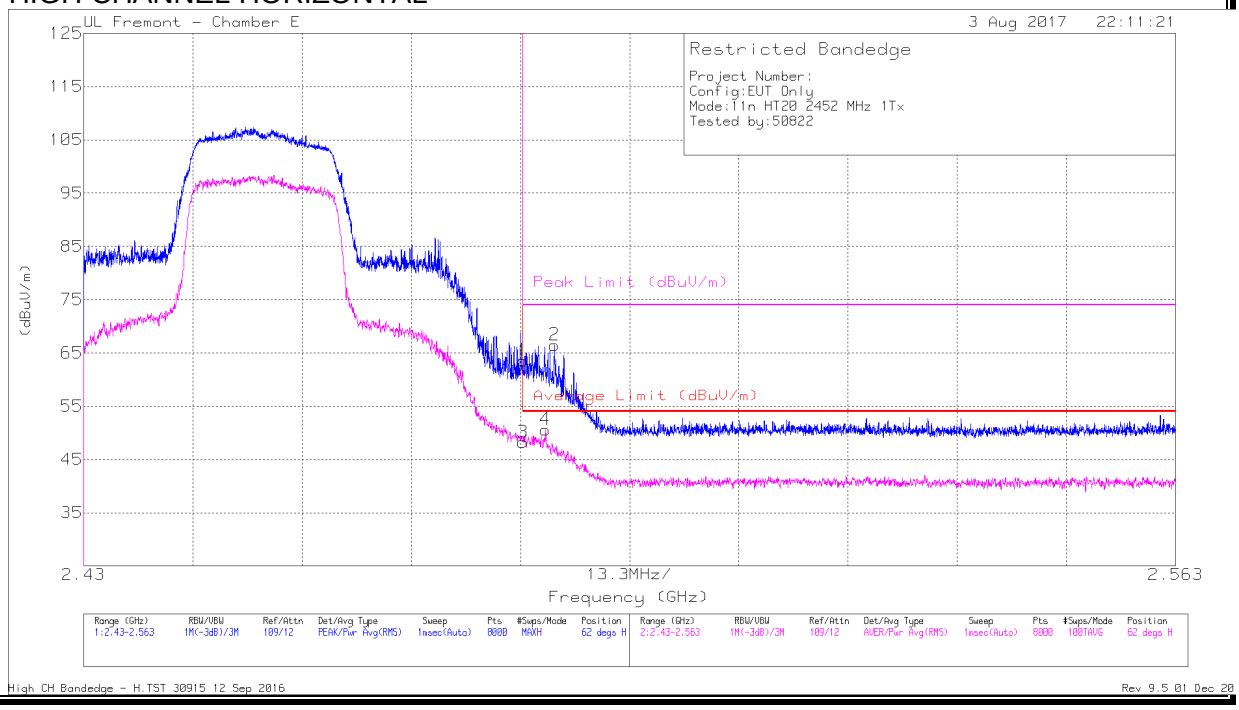

Marker	Frequency (GHz)	Meter Reading (dBuV)	Det	AF T346 (dB/m)	Amp/Cbl/Fltr/Pad (dB)	Corrected Reading (dBuV/m)	Average Limit (dBuV/m)	Margin (dB)	Peak Limit (dBuV/m)	PK Margin (dB)	Azimuth (Degs)	Height (cm)	Polarity
1	* 2.484	50.84	Pk	32.1	-19.4	63.54	-	-	74	-10.46	62	144	H
3	* 2.484	35.52	RMS	32.1	-19.4	48.22	54	-5.78	-	-	62	144	H
4	* 2.486	37.99	RMS	32.1	-19.5	50.59	54	-3.41	-	-	62	144	H
2	* 2.487	53.88	Pk	32.1	-19.5	66.48	-	-	74	-7.52	62	144	H

* - indicates frequency in CFR47 Pt 15 / IC RSS-Restricted Band
Pk - Peak detector
RMS - RMS detection
High CH Bandedge - H.TST 30915 12 Sep 2016
Rev 9.5 01 Dec 2016

This report shall not be reproduced except in full, without the written approval of UL Verification Services Inc.

HIGH CHANNEL VERTICAL

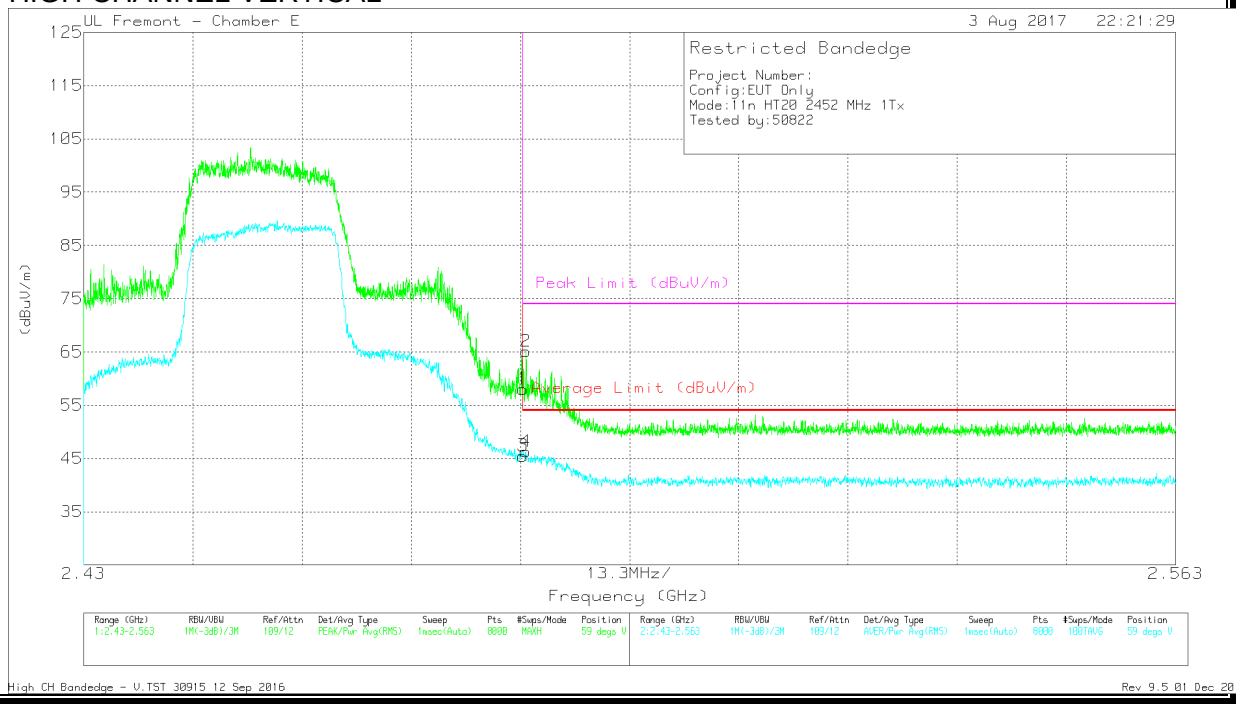

Marker	Frequency (GHz)	Meter Reading (dBuV)	Det	AF T346 (dB/m)	Amp/Cbl/Fltr/Pad (dB)	Corrected Reading (dBuV/m)	Average Limit (dBuV/m)	Margin (dB)	Peak Limit (dBuV/m)	PK Margin (dB)	Azimuth (Degs)	Height (cm)	Polarity
1	* 2.484	45.34	Pk	32.1	-19.4	58.04	-	-	74	-15.96	59	101	V
2	* 2.484	52.38	Pk	32.1	-19.4	65.08	-	-	74	-8.92	59	101	V
3	* 2.484	32.79	RMS	32.1	-19.4	45.49	54	-8.51	-	-	59	101	V
4	* 2.484	33.59	RMS	32.1	-19.4	46.29	54	-7.71	-	-	59	101	V

* - indicates frequency in CFR47 Pt 15 / IC RSS-Restricted Band
Pk - Peak detector
RMS - RMS detection
High CH Bandedge - V.TST 30915 12 Sep 2016
Rev 9.5 01 Dec 2016

This report shall not be reproduced except in full, without the written approval of UL Verification Services Inc.

AUTHORIZED BANDEDGE (HIGH CHANNEL, CH 10)

HIGH CHANNEL HORIZONTAL

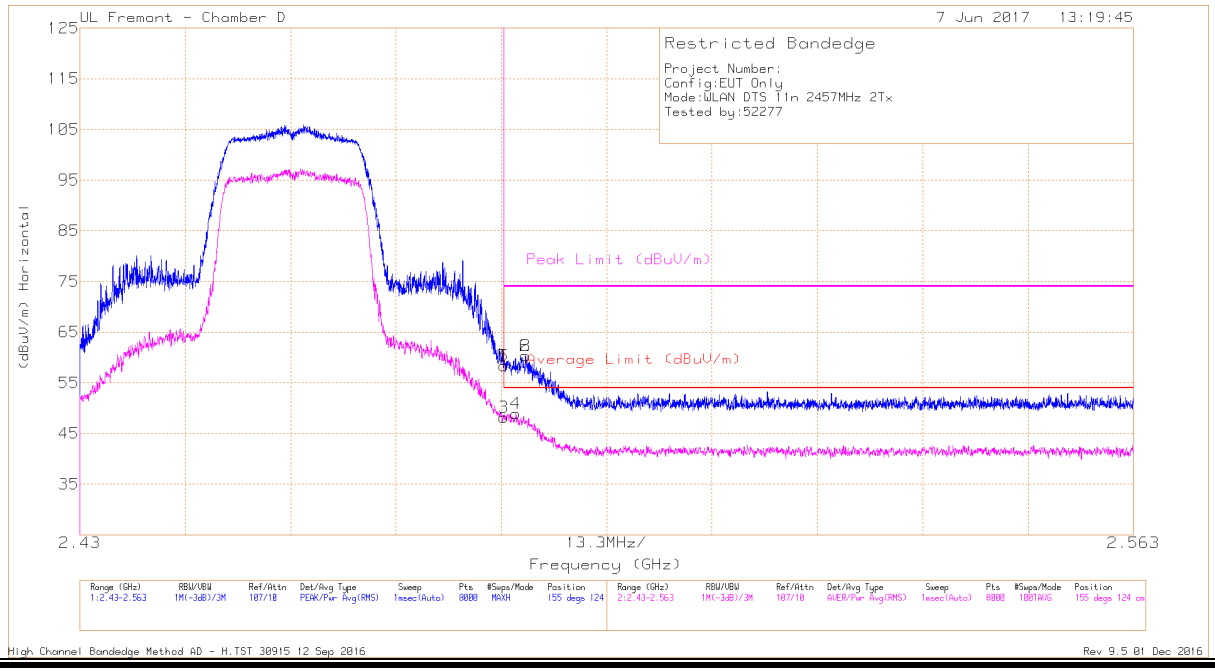

Marker	Frequency (GHz)	Meter Reading (dBuV)	Det	AF T120 (dB/m)	Amp/Cbl/Fltr/Pad (dB)	Corrected Reading (dBuV/m)	Average Limit (dBuV/m)	Margin (dB)	Peak Limit (dBuV/m)	PK Margin (dB)	Azimuth (Degs)	Height (cm)	Polarity
1	* 2.484	46.7	Pk	32.5	-20.8	58.4	-	-	74	-15.6	155	124	H
2	* 2.486	48.51	Pk	32.6	-20.8	60.31	-	-	74	-13.69	155	124	H
5	* 2.484	46.7	Pk	32.5	-20.8	58.4	-	-	74	-15.6	155	124	H
6	* 2.486	48.51	Pk	32.6	-20.8	60.31	-	-	74	-13.69	155	124	H
3	* 2.484	36.46	RMS	32.5	-20.8	48.16	54	-5.84	-	-	155	124	H
4	* 2.485	37.28	RMS	32.5	-20.8	48.98	54	-5.02	-	-	155	124	H

* - indicates frequency in CFR47 Pt 15 / IC RSS-Restricted Band
Pk - Peak detector
RMS - RMS detection

This report shall not be reproduced except in full, without the written approval of UL Verification Services Inc.

HIGH CHANNEL VERTICAL

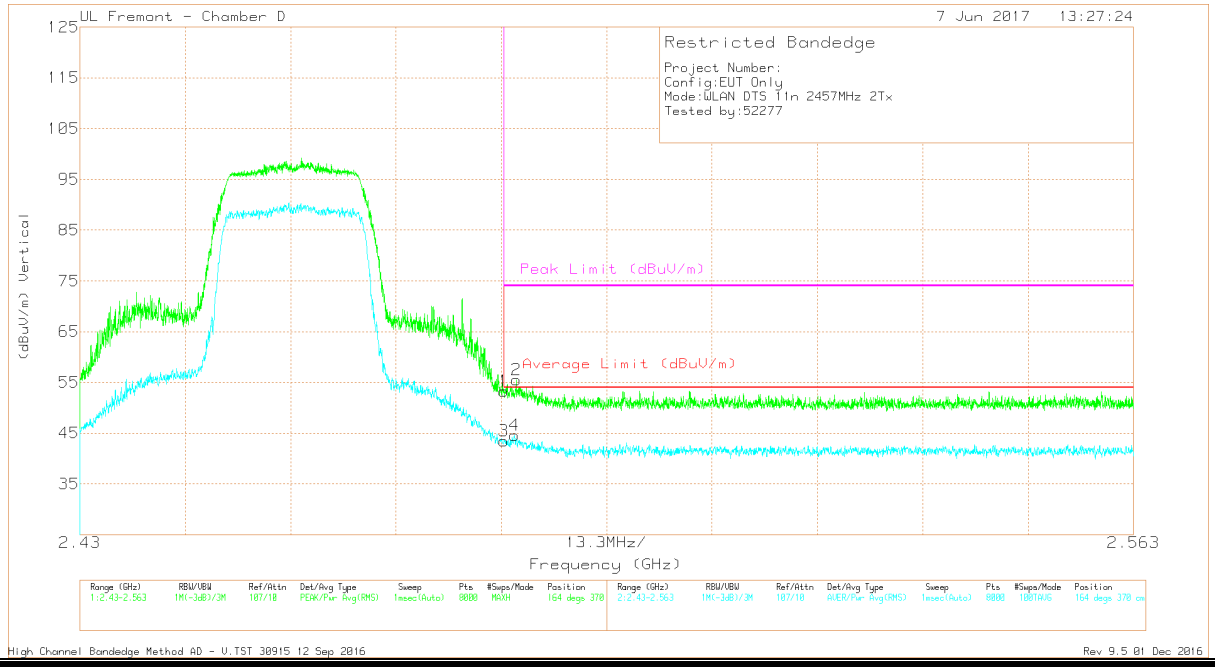

Marker	Frequency (GHz)	Meter Reading (dBuV)	Det	AF T120 (dB/m)	Amp/Cbl/Fltr/Pad (dB)	Corrected Reading (dBuV/m)	Average Limit (dBuV/m)	Margin (dB)	Peak Limit (dBuV/m)	PK Margin (dB)	Azimuth (Degs)	Height (cm)	Polarity
1	* 2.484	41.57	Pk	32.5	-20.8	53.27	-	-	74	-20.73	164	370	V
3	* 2.484	31.81	RMS	32.5	-20.8	43.51	54	-10.49	-	-	164	370	V
2	* 2.485	43.79	Pk	32.5	-20.8	55.49	-	-	74	-18.51	164	370	V
4	* 2.485	32.92	RMS	32.5	-20.8	44.62	54	-9.38	-	-	164	370	V

* - indicates frequency in CFR47 Pt 15 / IC RSS-Restricted Band
Pk - Peak detector
RMS - RMS detection

This report shall not be reproduced except in full, without the written approval of UL Verification Services Inc.

AUTHORIZED BANDEDGE (HIGH CHANNEL, CH 11)

HIGH CHANNEL HORIZONTAL

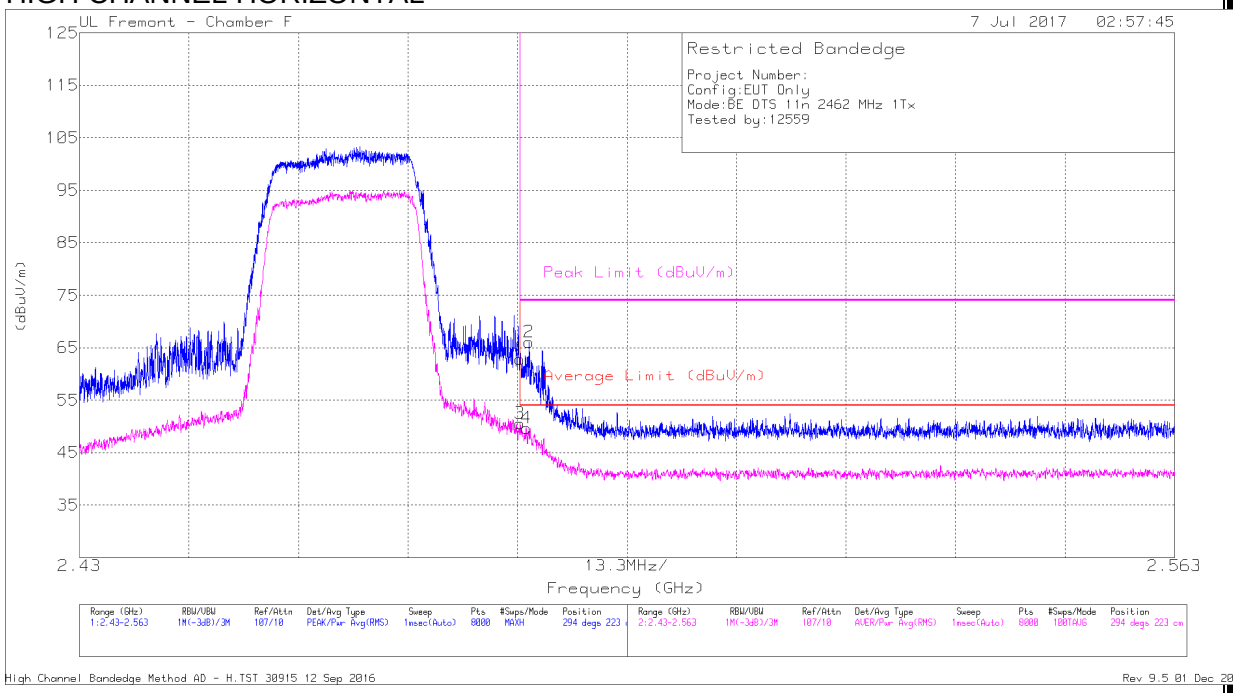

Marker	Frequency (GHz)	Meter Reading (dBuV)	Det	AF T119 (dB/m)	Amp/Cbl/Fltr/Pad (dB)	Corrected Reading (dBuV/m)	Average Limit (dBuV/m)	Margin (dB)	Peak Limit (dBuV/m)	PK Margin (dB)	Azimuth (Degs)	Height (cm)	Polarity
1	* 2.484	51.68	Pk	32.1	-21	62.78	-	-	74	-11.22	294	223	H
2	* 2.485	54.83	Pk	32.2	-21	66.03	-	-	74	-7.97	294	223	H
3	* 2.484	39.4	RMS	32.1	-21	50.5	54	-3.5	-	-	294	223	H
4	* 2.484	38.48	RMS	32.2	-21	49.68	54	-4.32	-	-	294	223	H

* - indicates frequency in CFR47 Pt 15 / IC RSS-Restricted Band
Pk - Peak detector
RMS - RMS detection
High Channel Bandedge Method AD - H.TST 30915 12 Sep 2016
Rev 9.5 01 Dec 2016

This report shall not be reproduced except in full, without the written approval of UL Verification Services Inc.

HIGH CHANNEL VERTICAL

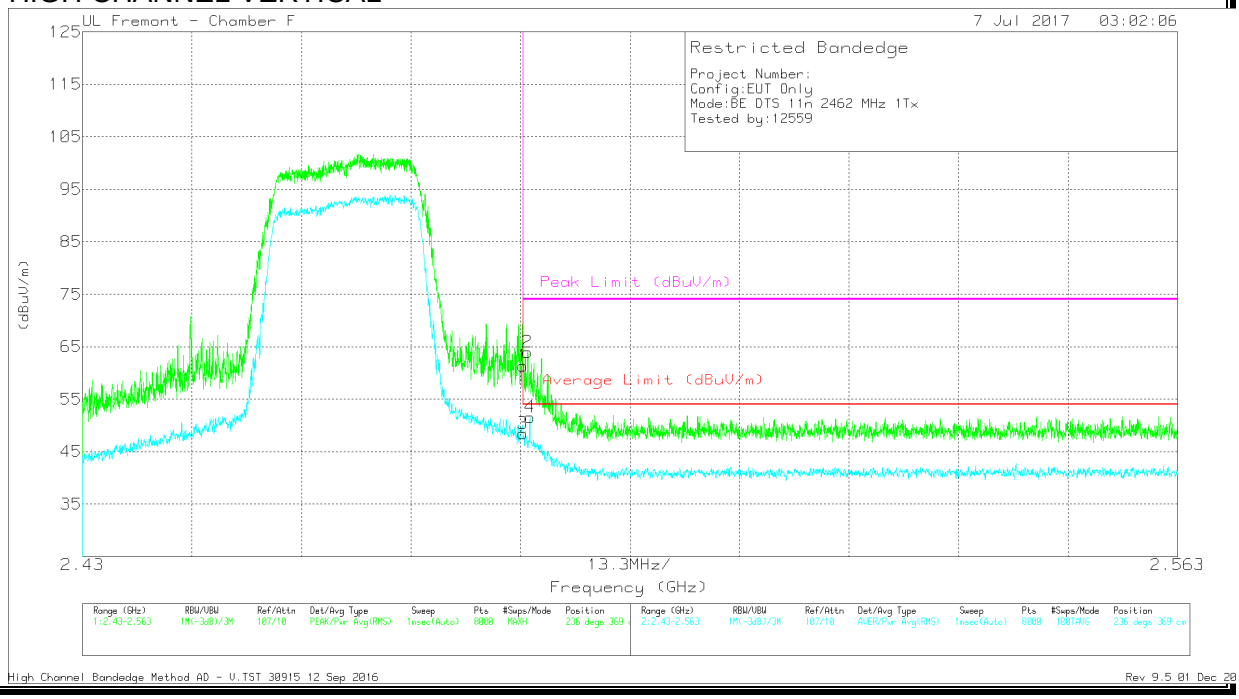

Marker	Frequency (GHz)	Meter Reading (dBuV)	Det	AF T119 (dB/m)	Amp/Cbl/Fltr/Pad (dB)	Corrected Reading (dBuV/m)	Average Limit (dBuV/m)	Margin (dB)	Peak Limit (dBuV/m)	PK Margin (dB)	Azimuth (Degs)	Height (cm)	Polarity
1	* 2.484	50.22	Pk	32.1	-21	61.32	-	-	74	-12.68	236	369	V
2	* 2.484	52.72	Pk	32.2	-21	63.92	-	-	74	-10.08	236	369	V
3	* 2.484	37.36	RMS	32.1	-21	48.46	54	-5.54	-	-	236	369	V
4	* 2.484	40.37	RMS	32.2	-21	51.57	54	-2.43	-	-	236	369	V

* - indicates frequency in CFR47 Pt 15 / IC RSS-Restricted Band
Pk - Peak detector
RMS - RMS detection
High Channel Bandedge Method AD - V.TST 30915 12 Sep 2016
Rev 9.5 01 Dec 2016

This report shall not be reproduced except in full, without the written approval of UL Verification Services Inc.

AUTHORIZED BANDEDGE (HIGH CHANNEL, CH 12)

HIGH CHANNEL HORIZONTAL

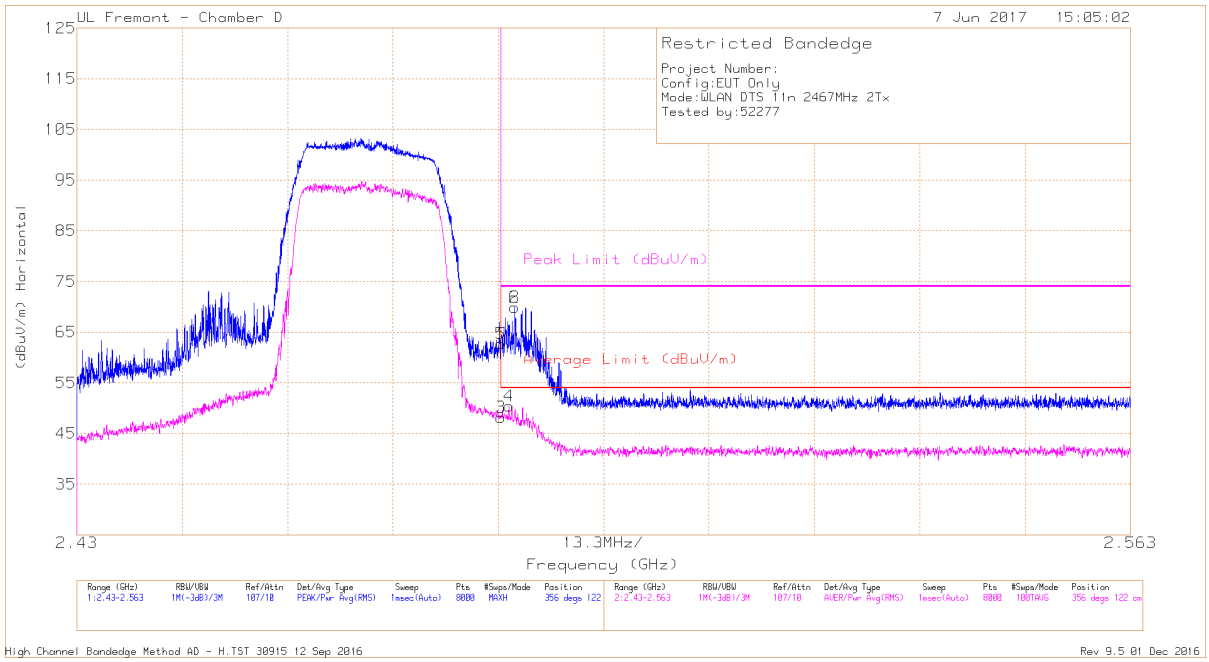

Marker	Frequency (GHz)	Meter Reading (dBuV)	Det	AF T120 (dB/m)	Amp/Cbl/Fltr/Pad (dB)	Corrected Reading (dBuV/m)	Average Limit (dBuV/m)	Margin (dB)	Peak Limit (dBuV/m)	PK Margin (dB)	Azimuth (Degs)	Height (cm)	Polarity
1	* 2.484	51.03	Pk	32.5	-20.8	62.73	-	-	74	-11.27	356	122	H
2	* 2.485	58.19	Pk	32.5	-20.8	69.89	-	-	74	-4.11	356	122	H
5	* 2.484	51.03	Pk	32.5	-20.8	62.73	-	-	74	-11.27	356	122	H
6	* 2.485	58.19	Pk	32.5	-20.8	69.89	-	-	74	-4.11	356	122	H
3	* 2.484	36.43	RMS	32.5	-20.8	48.13	54	-5.87	-	-	356	122	H
4	* 2.485	38.74	RMS	32.5	-20.8	50.44	54	-3.56	-	-	356	122	H

* - indicates frequency in CFR47 Pt 15 / IC RSS-Restricted Band
Pk - Peak detector
RMS - RMS detection
High Channel Bandedge Method AD - H.TST 30915 12 Sep 2016
Rev 9.5 01 Dec 2016

This report shall not be reproduced except in full, without the written approval of UL Verification Services Inc.

HIGH CHANNEL VERTICAL

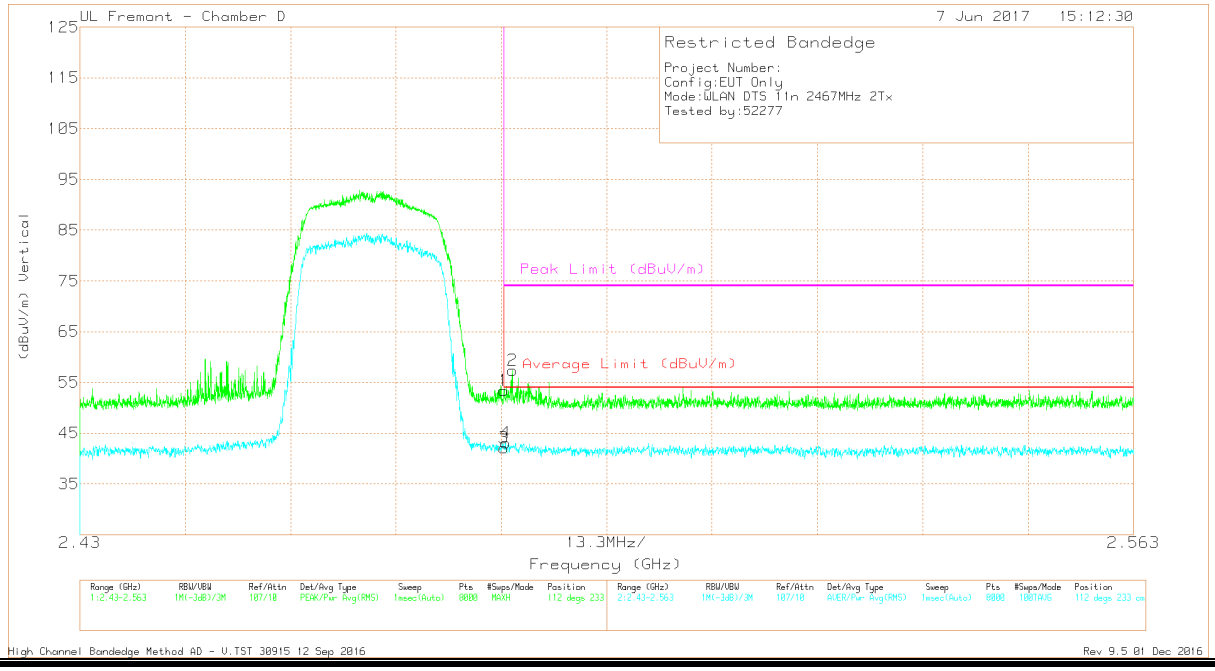

Marker	Frequency (GHz)	Meter Reading (dBuV)	Det	AF T120 (dB/m)	Amp/Cbl/Fltr/Pad (dB)	Corrected Reading (dBuV/m)	Average Limit (dBuV/m)	Margin (dB)	Peak Limit (dBuV/m)	PK Margin (dB)	Azimuth (Degs)	Height (cm)	Polarity
1	* 2.484	41.65	Pk	32.5	-20.8	53.35	-	-	74	-20.65	112	233	V
3	* 2.484	30.43	RMS	32.5	-20.8	42.13	54	-11.87	-	-	112	233	V
4	* 2.484	31.41	RMS	32.5	-20.8	43.11	54	-10.89	-	-	112	233	V
2	* 2.485	45.63	Pk	32.5	-20.8	57.33	-	-	74	-16.67	112	233	V

* - indicates frequency in CFR47 Pt 15 / IC RSS-Restricted Band
Pk - Peak detector
RMS - RMS detection
High Channel Bandedge Method AD - V.TST 30915 12 Sep 2016
Rev 9.5 01 Dec 2016

This report shall not be reproduced except in full, without the written approval of UL Verification Services Inc.

AUTHORIZED BANDEDGE (HIGH CHANNEL, CH 13)

HIGH CHANNEL HORIZONTAL

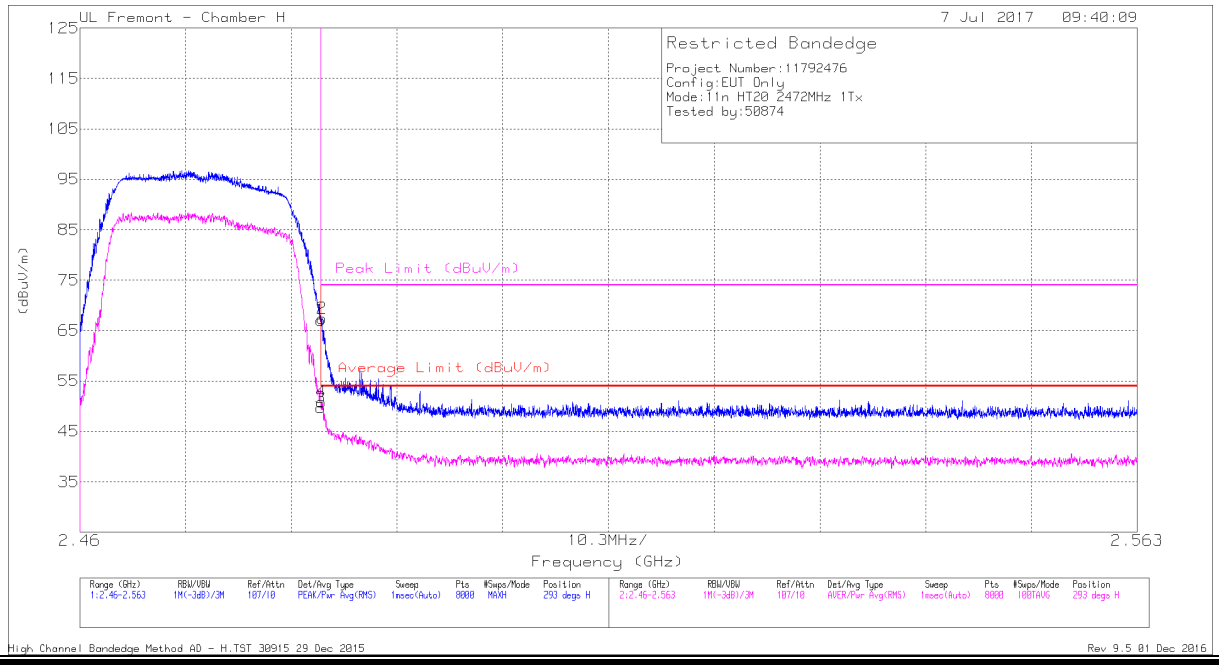

Horizontal Data Goes Here

Marker	Frequency (GHz)	Meter Reading (dBuV)	Det	AF T344 (dB/m)	Amp/Cbl/Fltr/Pad (dB)	Corrected Reading (dBuV/m)	Average Limit (dBuV/m)	Margin (dB)	Peak Limit (dBuV/m)	PK Margin (dB)	Azimuth (Degs)	Height (cm)	Polarity
1	* 2.484	62.82	Pk	32.4	-28.2	67.02	-	-	74	-6.98	293	349	H
2	* 2.484	63.27	Pk	32.4	-28.2	67.47	-	-	74	-6.53	293	349	H
3	* 2.484	45.57	RMS	32.4	-28.2	49.77	54	-4.23	-	-	293	349	H
4	* 2.484	46.62	RMS	32.4	-28.2	50.82	54	-3.18	-	-	293	349	H

* - indicates frequency in CFR47 Pt 15 / IC RSS-Restricted Band
Pk - Peak detector
RMS - RMS detection
High Channel Bandedge Method AD - H.TST 30915 29 Dec 2015
Rev 9.5 01 Dec 2016

This report shall not be reproduced except in full, without the written approval of UL Verification Services Inc.

HIGH CHANNEL VERTICAL

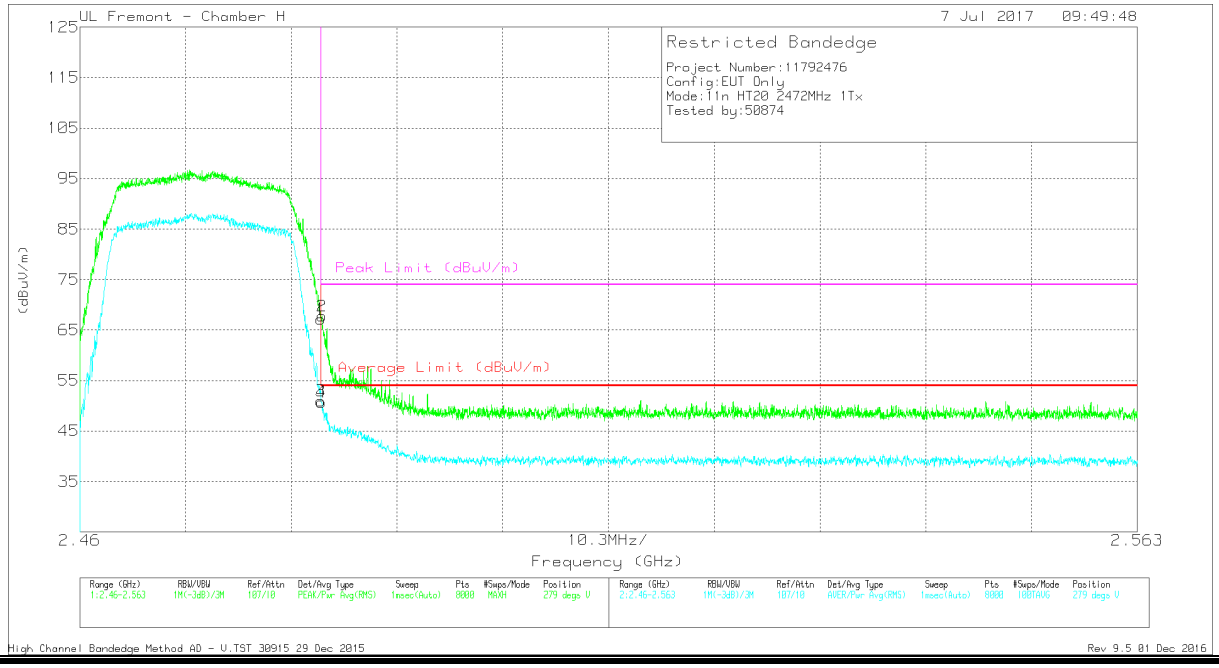

Vertical Data Goes Here

Marker	Frequency (GHz)	Meter Reading (dBuV)	Det	AF T344 (dB/m)	Amp/Cbl/Fltr/Pad (dB)	Corrected Reading (dBuV/m)	Average Limit (dBuV/m)	Margin (dB)	Peak Limit (dBuV/m)	PK Margin (dB)	Azimuth (Degs)	Height (cm)	Polarity
1	* 2.484	62.94	Pk	32.4	-28.2	67.14	-	-	74	-6.86	279	397	V
2	* 2.484	63.54	Pk	32.4	-28.2	67.74	-	-	74	-6.26	279	397	V
3	* 2.484	46.73	RMS	32.4	-28.2	50.93	54	-3.07	-	-	279	397	V
4	* 2.484	46.49	RMS	32.4	-28.2	50.69	54	-3.31	-	-	279	397	V

* - indicates frequency in CFR47 Pt 15 / IC RSS-Restricted Band
Pk - Peak detector
RMS - RMS detection
High Channel Bandedge Method AD - V.TST 30915 29 Dec 2015
Rev 9.5 01 Dec 2016

This report shall not be reproduced except in full, without the written approval of UL Verification Services Inc.

9.2.5. 11n HT20 2TX CDD MIMO MODE IN THE 2.4GHz BAND

AUTHORIZED BANDEDGE (LOW CHANNEL, CH 1)

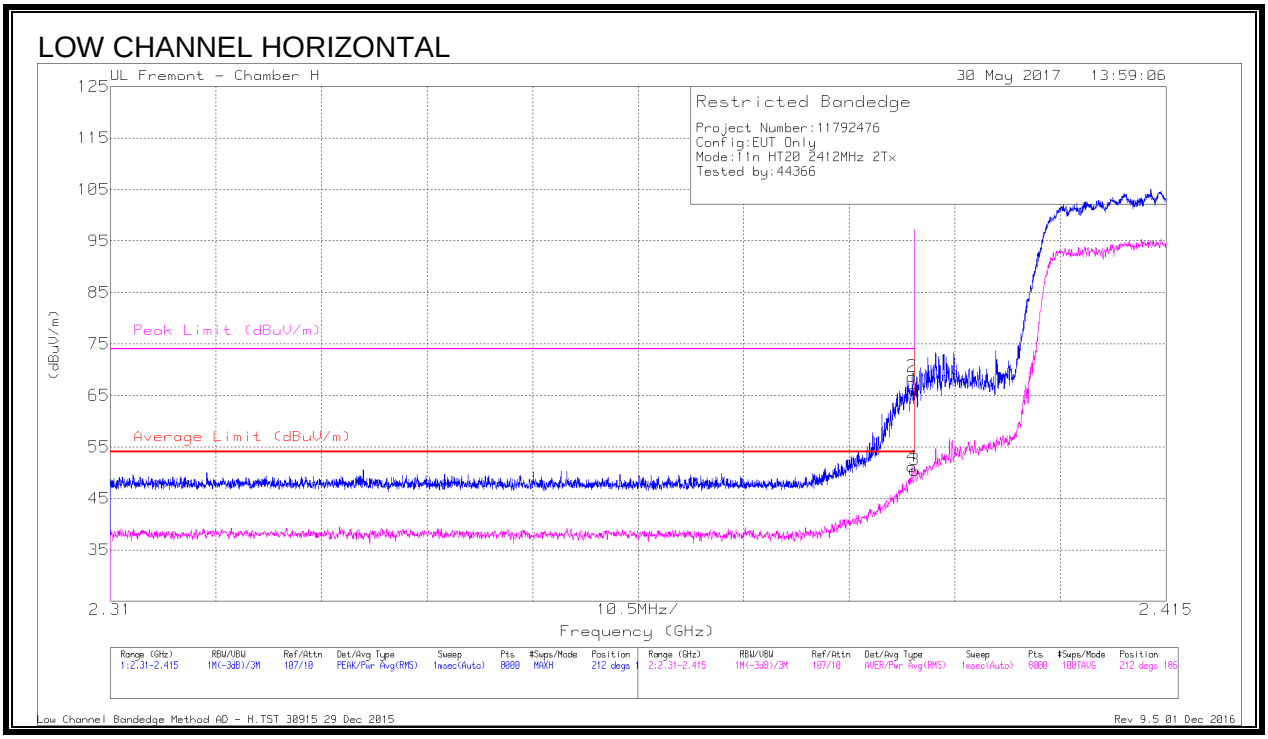

Marker	Frequency (GHz)	Meter Reading (dBuV)	Det	AF T344 (dB/m)	Amp/Cbl/Fltr/Pad (dB)	Corrected Reading (dBuV/m)	Average Limit (dBuV/m)	Margin (dB)	Peak Limit (dBuV/m)	PK Margin (dB)	Azimuth (Degs)	Height (cm)	Polarity
1	* 2.39	62.23	Pk	32.3	-28.4	66.13	-	-	74	-7.87	212	186	H
2	* 2.39	64.77	Pk	32.3	-28.4	68.67	-	-	74	-5.33	212	186	H
3	* 2.39	46.61	RMS	32.3	-28.4	50.51	54	-3.49	-	-	212	186	H
4	* 2.39	47.28	RMS	32.3	-28.4	51.18	54	-2.82	-	-	212	186	H

* - indicates frequency in CFR47 Pt 15 / IC RSS-Restricted Band
Pk - Peak detector
RMS - RMS detection

This report shall not be reproduced except in full, without the written approval of UL Verification Services Inc.

LOW CHANNEL VERTICAL

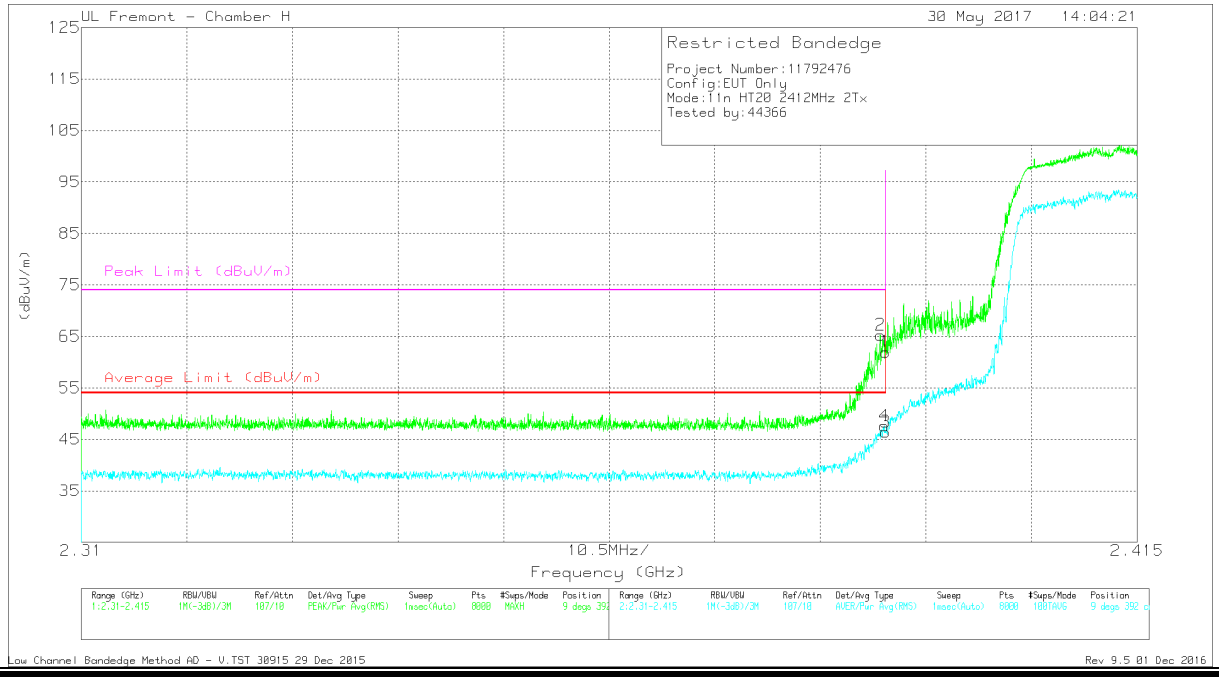

Marker	Frequency (GHz)	Meter Reading (dBuV)	Det	AF T344 (dB/m)	Amp/Cbl/Fltr/Pad (dB)	Corrected Reading (dBuV/m)	Average Limit (dBuV/m)	Margin (dB)	Peak Limit (dBuV/m)	PK Margin (dB)	Azimuth (Degs)	Height (cm)	Polarity
1	* 2.39	58.09	Pk	32.3	-28.4	61.99	-	-	74	-12.01	9	392	V
2	* 2.389	61.36	Pk	32.3	-28.4	65.26	-	-	74	-8.74	9	392	V
3	* 2.39	42.54	RMS	32.3	-28.4	46.44	54	-7.56	-	-	9	392	V
4	* 2.39	43.75	RMS	32.3	-28.4	47.65	54	-6.35	-	-	9	392	V

* - indicates frequency in CFR47 Pt 15 / IC RSS-Restricted Band
Pk - Peak detector
RMS - RMS detection

This report shall not be reproduced except in full, without the written approval of UL Verification Services Inc.

AUTHORIZED BANDEDGE (LOW CHANNEL, CH 2)

LOW CHANNEL HORIZONTAL

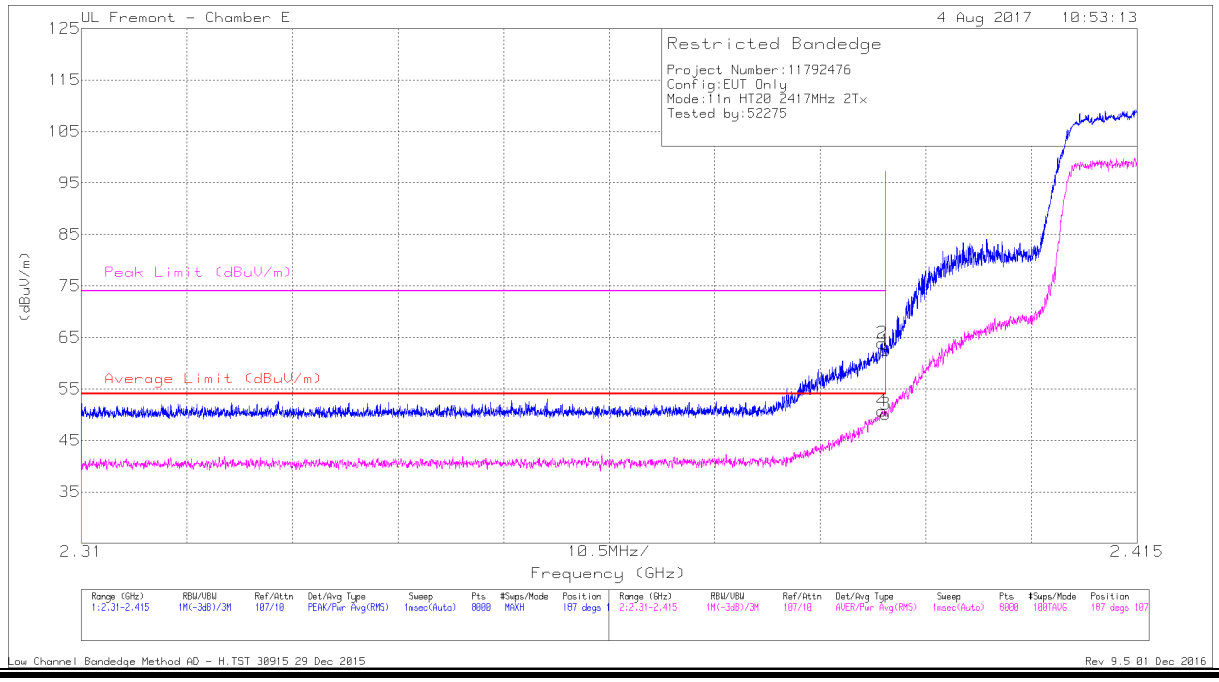

Marker	Frequency (GHz)	Meter Reading (dBuV)	Det	AF T346 (dB/m)	Amp/Cbl/Fltr/Pad (dB)	Corrected Reading (dBuV/m)	Average Limit (dBuV/m)	Margin (dB)	Peak Limit (dBuV/m)	PK Margin (dB)	Azimuth (Degs)	Height (cm)	Polarity
1	* 2.39	53.05	Pk	32	-22.6	62.45	-	-	74	-11.55	187	107	H
2	* 2.39	54.52	Pk	32	-22.6	63.92	-	-	74	-10.08	187	107	H
3	* 2.39	40.72	RMS	32	-22.6	50.12	54	-3.88	-	-	187	107	H
4	* 2.39	41.31	RMS	32	-22.6	50.71	54	-3.29	-	-	187	107	H

* - indicates frequency in CFR47 Pt 15 / IC RSS-Restricted Band
Pk - Peak detector
RMS - RMS detection
Low Channel Bandedge Method AD - H.TST 30915 29 Dec 2015
Rev 9.5 01 Dec 2016

This report shall not be reproduced except in full, without the written approval of UL Verification Services Inc.

LOW CHANNEL VERTICAL

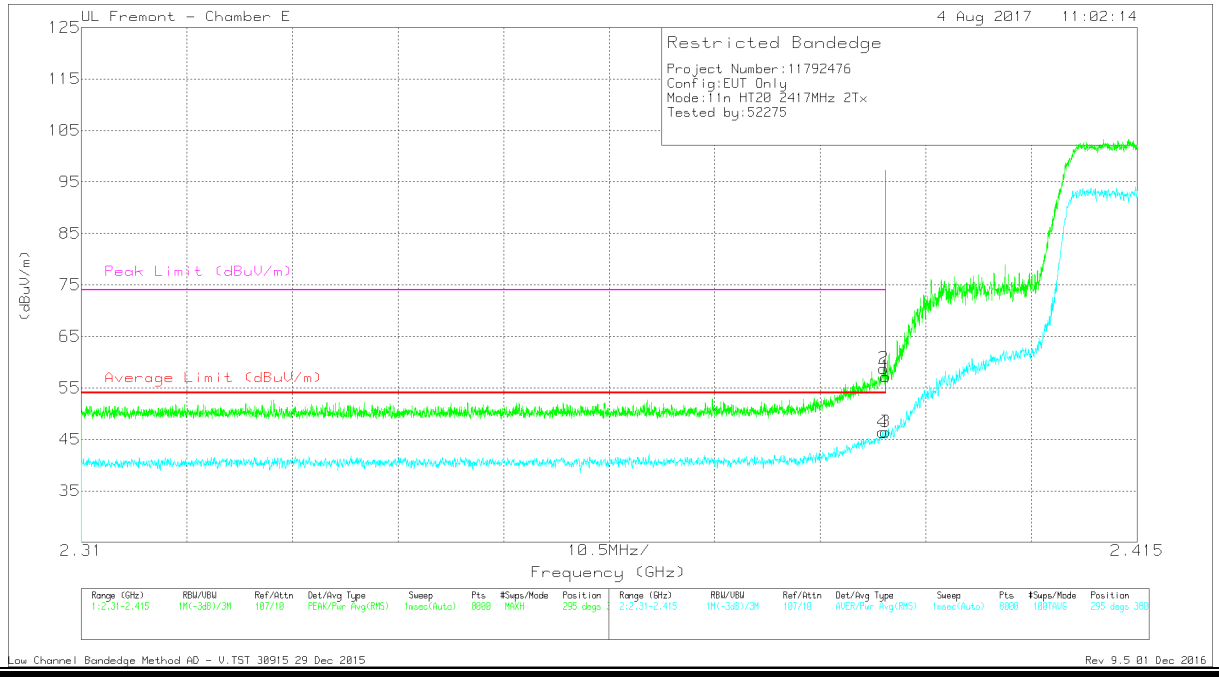

Marker	Frequency (GHz)	Meter Reading (dBuV)	Det	AF T346 (dB/m)	Amp/Cbl/Fltr/Pad (dB)	Corrected Reading (dBuV/m)	Average Limit (dBuV/m)	Margin (dB)	Peak Limit (dBuV/m)	PK Margin (dB)	Azimuth (Degs)	Height (cm)	Polarity
1	* 2.39	47.83	Pk	32	-22.6	57.23	-	-	74	-16.77	295	380	V
2	* 2.39	49.4	Pk	32	-22.6	58.8	-	-	74	-15.2	295	380	V
3	* 2.39	37.07	RMS	32	-22.6	46.47	54	-7.53	-	-	295	380	V
4	* 2.39	36.98	RMS	32	-22.6	46.38	54	-7.62	-	-	295	380	V

* - indicates frequency in CFR47 Pt 15 / IC RSS-Restricted Band
Pk - Peak detector
RMS - RMS detection
Low Channel Bandedge Method AD - V.TST 30915 29 Dec 2015
Rev 9.5 01 Dec 2016

This report shall not be reproduced except in full, without the written approval of UL Verification Services Inc.

AUTHORIZED BANDEDGE (LOW CHANNEL, CH 3)

LOW CHANNEL HORIZONTAL

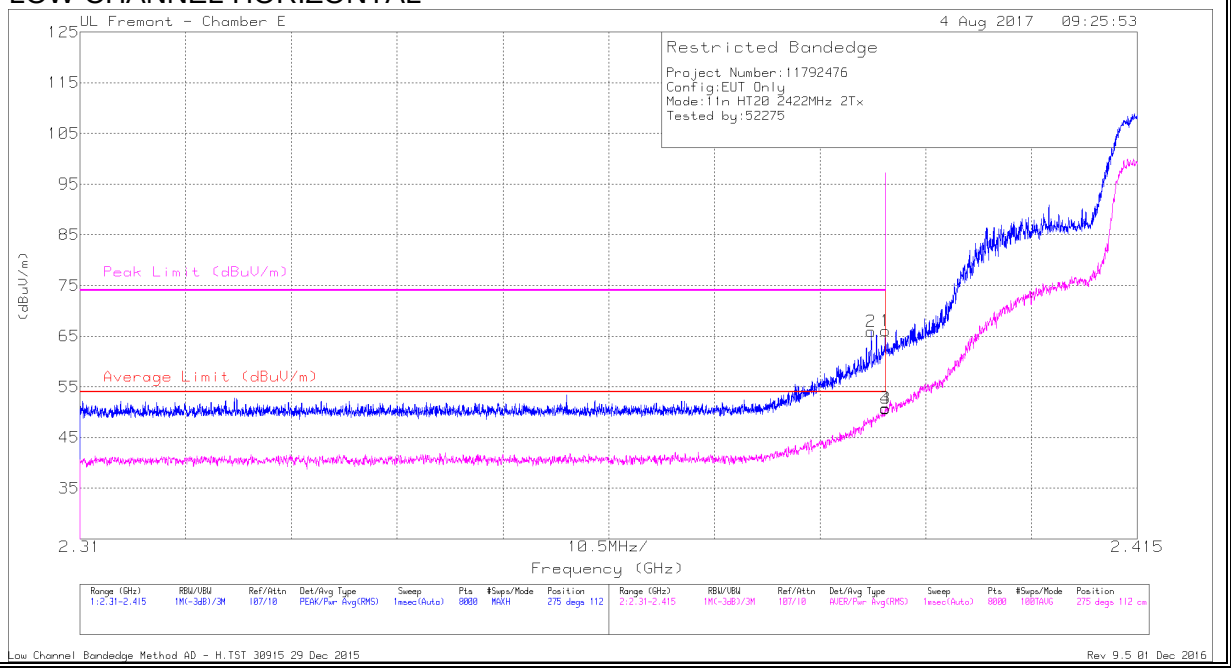

Horizontal Data Goes Here

Marker	Frequency (GHz)	Meter Reading (dBuV)	Det	AF T346 (dB/m)	Amp/Cbl/Fltr/Pad (dB)	Corrected Reading (dBuV/m)	Average Limit (dBuV/m)	Margin (dB)	Peak Limit (dBuV/m)	PK Margin (dB)	Azimuth (Degs)	Height (cm)	Polarity
1	* 2.39	56.61	Pk	32	-22.6	66.01	-	-	74	-7.99	275	112	H
2	* 2.389	56.69	Pk	31.9	-22.6	65.99	-	-	74	-8.01	275	112	H
3	* 2.39	41.34	RMS	32	-22.6	50.74	54	-3.26	-	-	275	112	H
4	* 2.39	41.24	RMS	32	-22.6	50.64	54	-3.36	-	-	275	112	H

* - indicates frequency in CFR47 Pt 15 / IC RSS-Restricted Band
Pk - Peak detector
RMS - RMS detection
Low Channel Bandedge Method AD - H.TST 30915 29 Dec 2015
Rev 9.5 01 Dec 2016

This report shall not be reproduced except in full, without the written approval of UL Verification Services Inc.

LOW CHANNEL VERTICAL

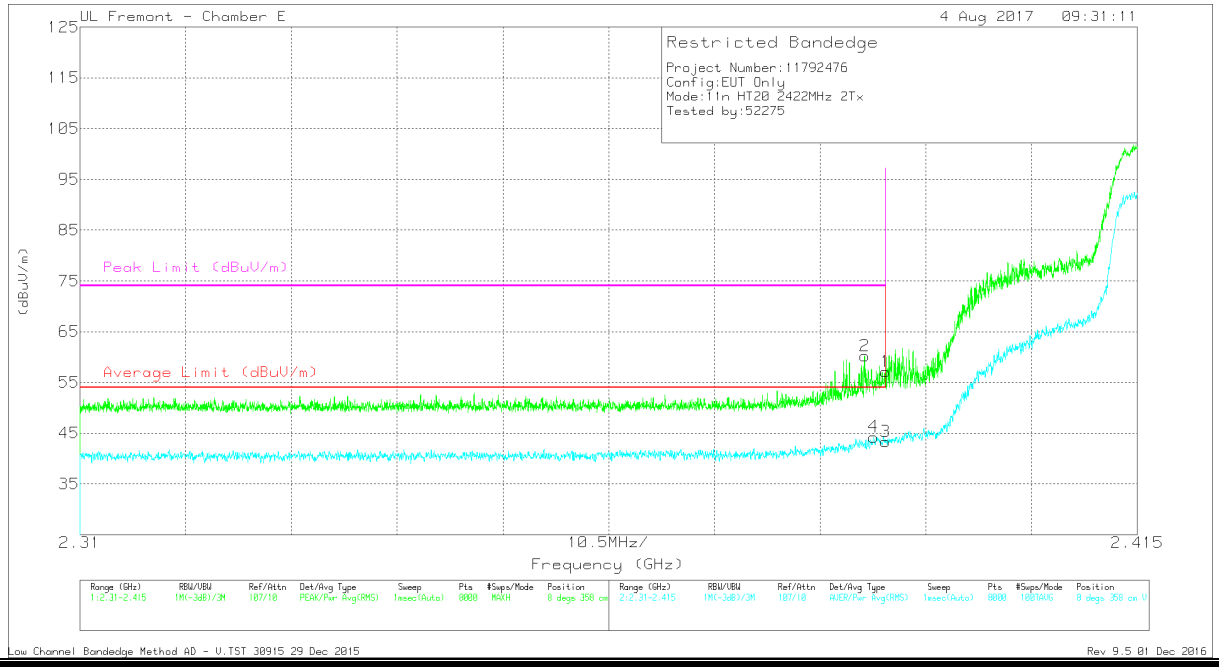

Vertical Data Goes Here

Marker	Frequency (GHz)	Meter Reading (dBuV)	Det	AF T346 (dB/m)	Amp/Cbl/Fltr/Pad (dB)	Corrected Reading (dBuV/m)	Average Limit (dBuV/m)	Margin (dB)	Peak Limit (dBuV/m)	PK Margin (dB)	Azimuth (Degs)	Height (cm)	Polarity
1	* 2.39	47.7	Pk	32	-22.6	57.1	-	-	74	-16.9	8	358	V
2	* 2.388	50.95	Pk	31.9	-22.6	60.25	-	-	74	-13.75	8	358	V
3	* 2.39	33.97	RMS	32	-22.6	43.37	54	-10.63	-	-	8	358	V
4	* 2.389	34.97	RMS	31.9	-22.6	44.27	54	-9.73	-	-	8	358	V

* - indicates frequency in CFR47 Pt 15 / IC RSS-Restricted Band
Pk - Peak detector
RMS - RMS detection
Low Channel Bandedge Method AD - V.TST 30915 29 Dec 2015
Rev 9.5 01 Dec 2016

This report shall not be reproduced except in full, without the written approval of UL Verification Services Inc.

AUTHORIZED BANDEDGE (HIGH CHANNEL, CH 9)

HIGH CHANNEL HORIZONTAL

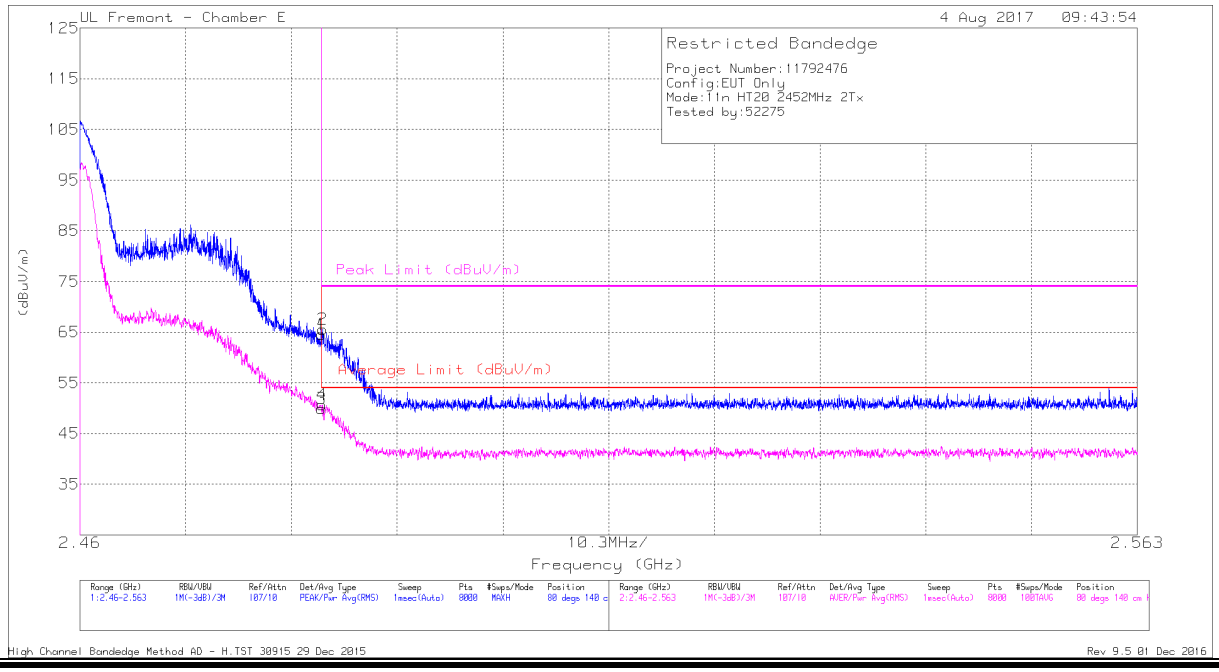

Horizontal Data Goes Here

Marker	Frequency (GHz)	Meter Reading (dBuV)	Det	AF T346 (dB/m)	Amp/Cbl/Fltr/Pad (dB)	Corrected Reading (dBuV/m)	Average Limit (dBuV/m)	Margin (dB)	Peak Limit (dBuV/m)	PK Margin (dB)	Azimuth (Degs)	Height (cm)	Polarity
1	* 2.484	54.83	Pk	32.1	-22.4	64.53	-	-	74	-9.47	80	140	H
2	* 2.484	55.82	Pk	32.1	-22.4	65.52	-	-	74	-8.48	80	140	H
3	* 2.484	40.21	RMS	32.1	-22.4	49.91	54	-4.09	-	-	80	140	H
4	* 2.484	41.01	RMS	32.1	-22.4	50.71	54	-3.29	-	-	80	140	H

* - indicates frequency in CFR47 Pt 15 / IC RSS-Restricted Band
Pk - Peak detector
RMS - RMS detection
High Channel Bandedge Method AD - H.TST 30915 29 Dec 2015
Rev 9.5 01 Dec 2016

This report shall not be reproduced except in full, without the written approval of UL Verification Services Inc.

HIGH CHANNEL VERTICAL

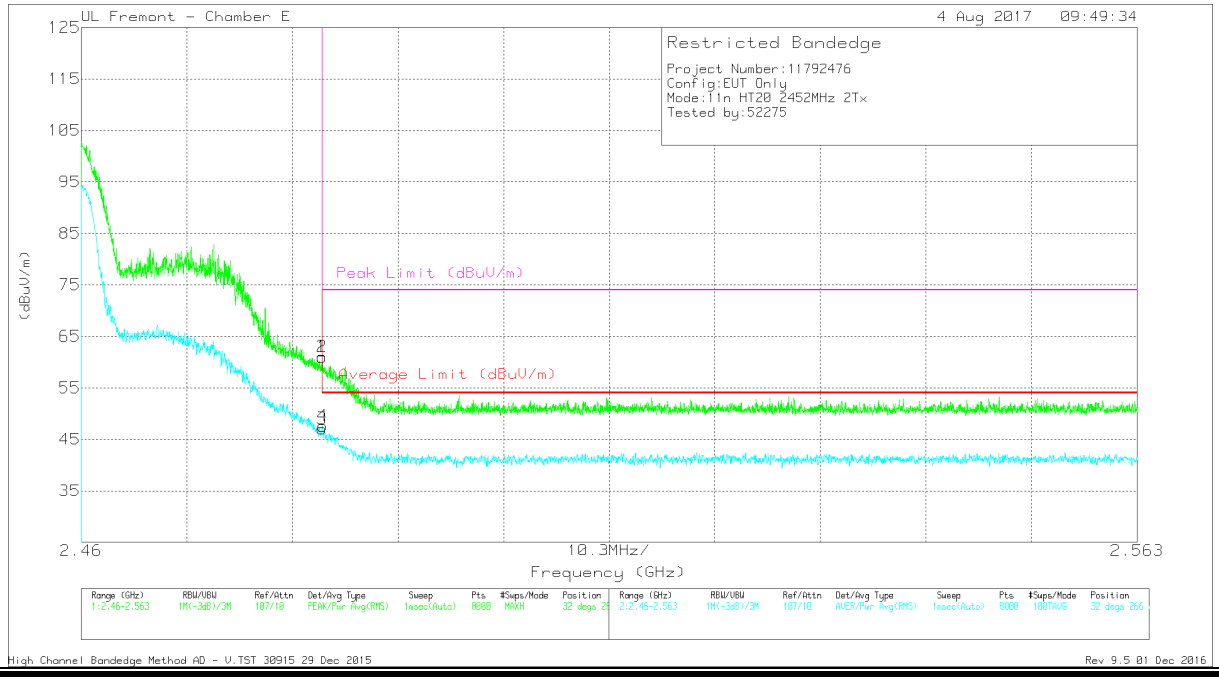

Vertical Data Goes Here

Marker	Frequency (GHz)	Meter Reading (dBuV)	Det	AF T346 (dB/m)	Amp/Cbl/Fltr/Pad (dB)	Corrected Reading (dBuV/m)	Average Limit (dBuV/m)	Margin (dB)	Peak Limit (dBuV/m)	PK Margin (dB)	Azimuth (Degs)	Height (cm)	Polarity
1	* 2.484	51.32	Pk	32.1	-22.4	61.02	-	-	74	-12.98	32	266	V
2	* 2.484	51.34	Pk	32.1	-22.4	61.04	-	-	74	-12.96	32	266	V
3	* 2.484	37.36	RMS	32.1	-22.4	47.06	54	-6.94	-	-	32	266	V
4	* 2.484	37.9	RMS	32.1	-22.4	47.6	54	-6.4	-	-	32	266	V

* - indicates frequency in CFR47 Pt 15 / IC RSS-Restricted Band

Pk - Peak detector

RMS - RMS detection

High Channel Bandedge Method AD - V.TST 30915 29 Dec 2015
Rev 9.5 01 Dec 2016

This report shall not be reproduced except in full, without the written approval of UL Verification Services Inc.

AUTHORIZED BANDEDGE (HIGH CHANNEL, CH 10)

HIGH CHANNEL HORIZONTAL

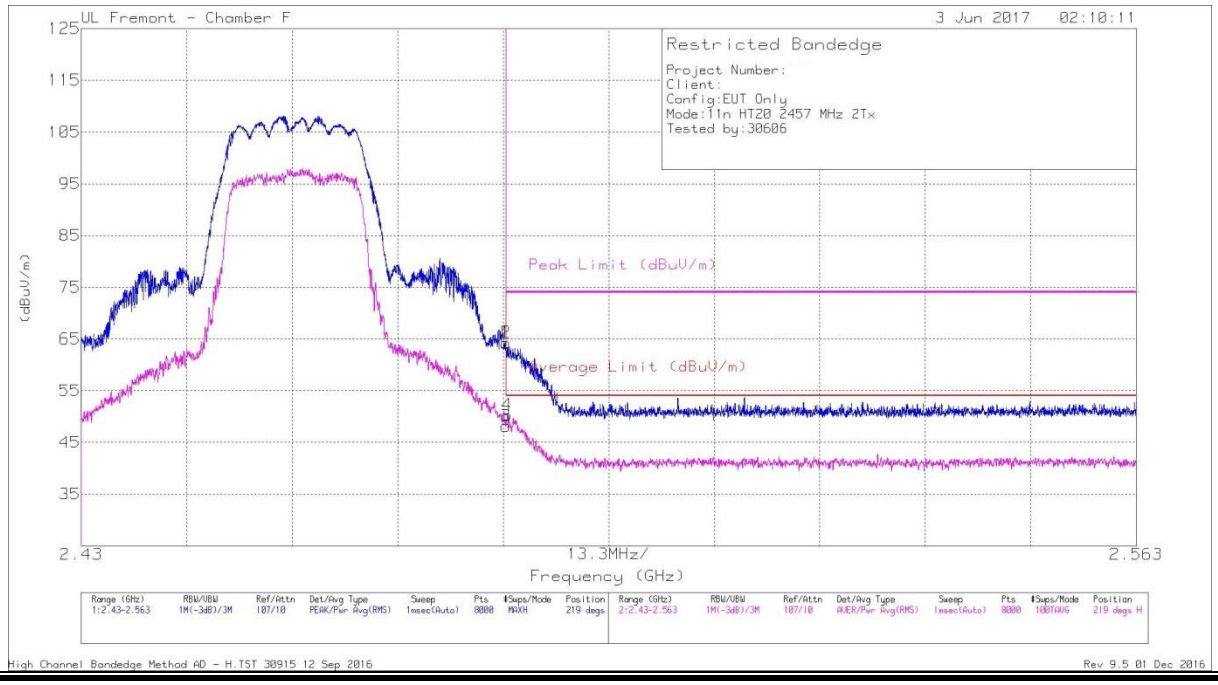

Marker	Frequency (GHz)	Meter Reading (dBuV)	Det	AF T119 (dB/m)	Amp/Cbl/Fltr/Pad (dB)	Corrected Reading (dBuV/m)	Average Limit (dBuV/m)	Margin (dB)	Peak Limit (dBuV/m)	PK Margin (dB)	Azimuth (Degs)	Height (cm)	Polarity
1	* 2.484	53.13	Pk	32.1	-21	64.23	-	-	74	-9.77	219	176	H
2	* 2.484	53.18	Pk	32.1	-21	64.28	-	-	74	-9.72	219	176	H
3	* 2.484	37.06	RMS	32.1	-21	48.16	54	-5.84	-	-	219	176	H
4	* 2.484	39.2	RMS	32.1	-21	50.3	54	-3.7	-	-	219	176	H

* - indicates frequency in CFR47 Pt 15 / IC RSS-Restricted Band
Pk - Peak detector
RMS - RMS detection

This report shall not be reproduced except in full, without the written approval of UL Verification Services Inc.

HIGH CHANNEL VERTICAL

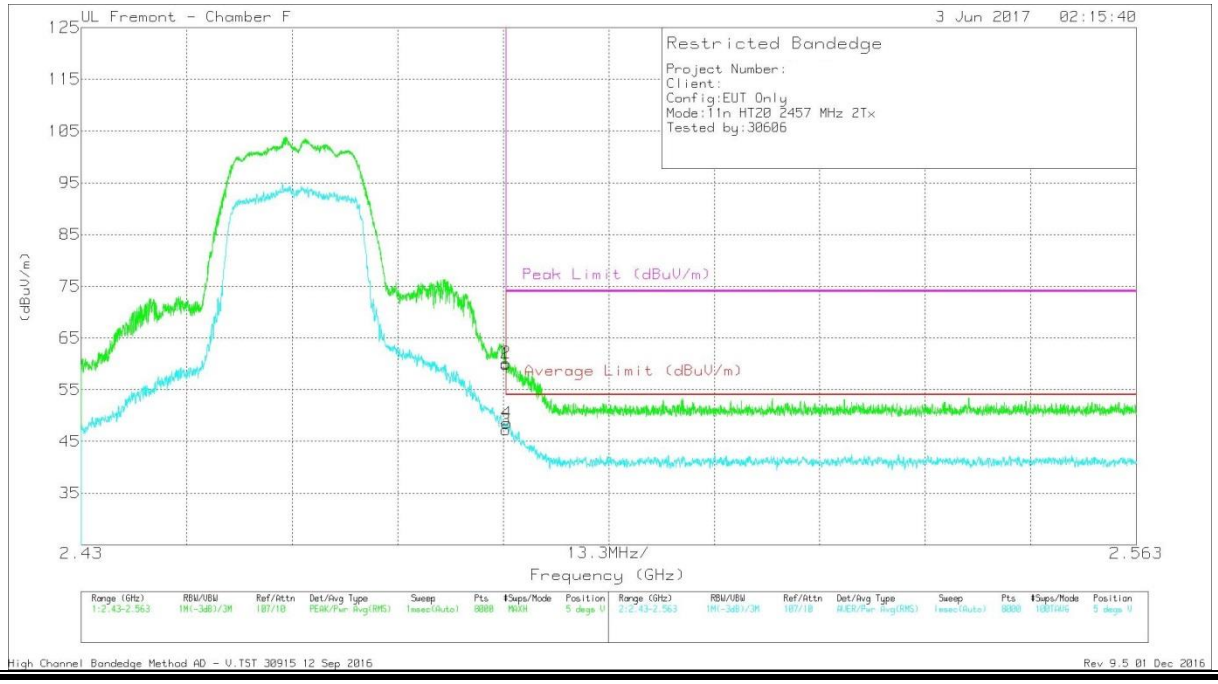

Marker	Frequency (GHz)	Meter Reading (dBuV)	Det	AF T119 (dB/m)	Amp/Cbl/Fltr/Pad (dB)	Corrected Reading (dBuV/m)	Average Limit (dBuV/m)	Margin (dB)	Peak Limit (dBuV/m)	PK Margin (dB)	Azimuth (Degs)	Height (cm)	Polarity
1	* 2.484	48.85	Pk	32.1	-21	59.95	-	-	74	-14.05	5	365	V
2	* 2.484	49.04	Pk	32.1	-21	60.14	-	-	74	-13.86	5	365	V
3	* 2.484	36.13	RMS	32.1	-21	47.23	54	-6.77	-	-	5	365	V
4	* 2.484	37.45	RMS	32.1	-21	48.55	54	-5.45	-	-	5	365	V

* - indicates frequency in CFR47 Pt 15 / IC RSS-Restricted Band
Pk - Peak detector
RMS - RMS detection

This report shall not be reproduced except in full, without the written approval of UL Verification Services Inc.

AUTHORIZED BANDEDGE (HIGH CHANNEL, CH 11)

HIGH CHANNEL HORIZONTAL

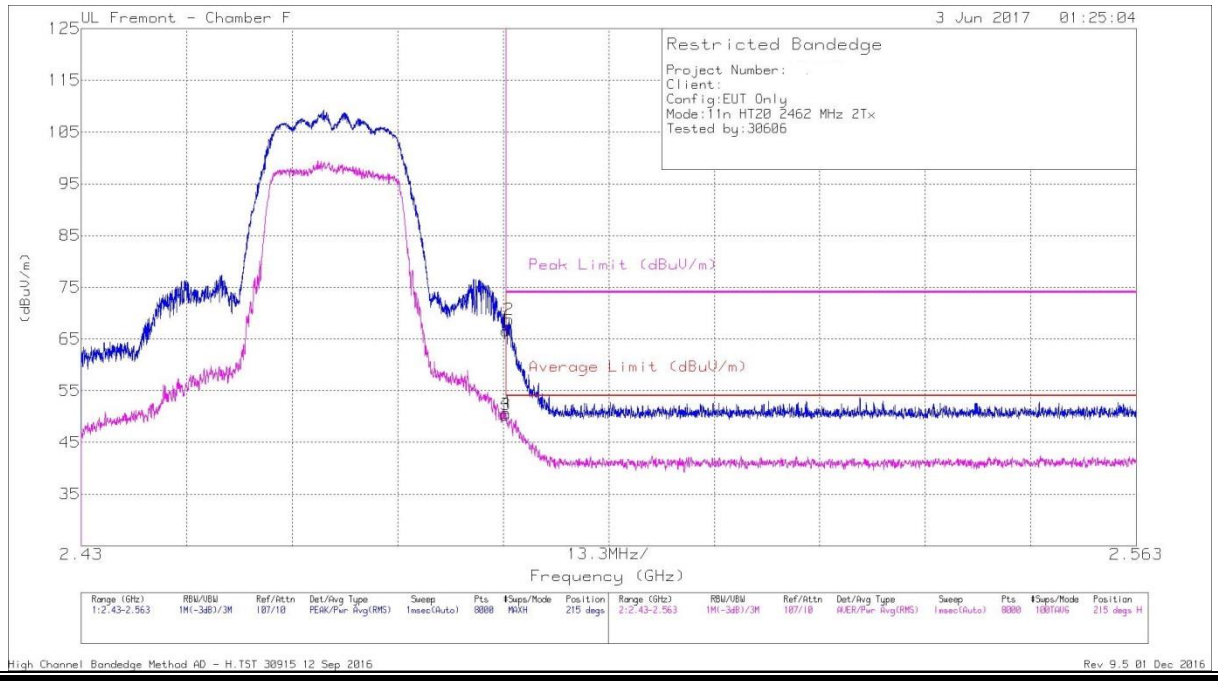

Marker	Frequency (GHz)	Meter Reading (dBuV)	Det	AF T119 (dB/m)	Amp/Cbl/Fltr/Pad (dB)	Corrected Reading (dBuV/m)	Average Limit (dBuV/m)	Margin (dB)	Peak Limit (dBuV/m)	PK Margin (dB)	Azimuth (Degs)	Height (cm)	Polarity
1	* 2.484	55.54	Pk	32.1	-21	66.64	-	-	74	-7.36	215	128	H
2	* 2.484	57.52	Pk	32.2	-21	68.72	-	-	74	-5.28	215	128	H
3	* 2.484	39.26	RMS	32.1	-21	50.36	54	-3.64	-	-	215	128	H
4	* 2.484	39.61	RMS	32.1	-21	50.71	54	-3.29	-	-	215	128	H

* - indicates frequency in CFR47 Pt 15 / IC RSS-Restricted Band
Pk - Peak detector
RMS - RMS detection

This report shall not be reproduced except in full, without the written approval of UL Verification Services Inc.

HIGH CHANNEL VERTICAL

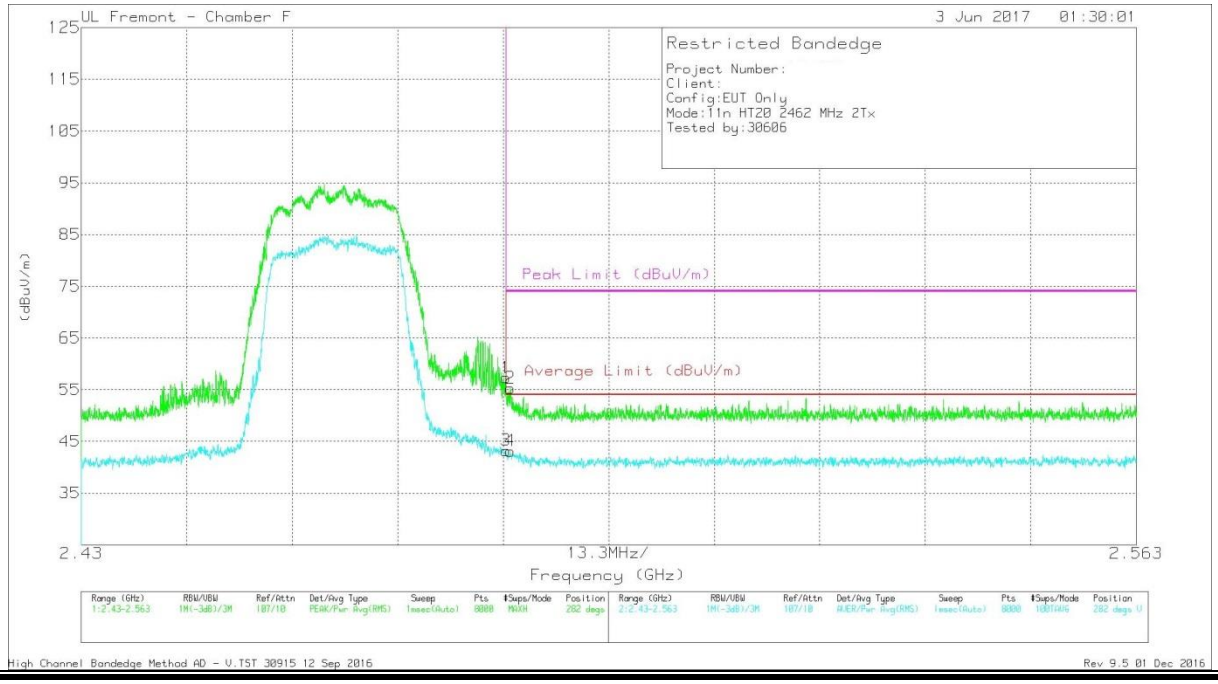

Marker	Frequency (GHz)	Meter Reading (dBuV)	Det	AF T119 (dB/m)	Amp/Cbl/Fltr/Pad (dB)	Corrected Reading (dBuV/m)	Average Limit (dBuV/m)	Margin (dB)	Peak Limit (dBuV/m)	PK Margin (dB)	Azimuth (Degs)	Height (cm)	Polarity
1	* 2.484	46.22	Pk	32.1	-21	57.32	-	-	74	-16.68	282	374	V
2	* 2.484	44.08	Pk	32.2	-21	55.28	-	-	74	-18.72	282	374	V
3	* 2.484	32.18	RMS	32.1	-21	43.28	54	-10.72	-	-	282	374	V
4	* 2.484	31.96	RMS	32.2	-21	43.16	54	-10.84	-	-	282	374	V

* - indicates frequency in CFR47 Pt 15 / IC RSS-Restricted Band
Pk - Peak detector
RMS - RMS detection

This report shall not be reproduced except in full, without the written approval of UL Verification Services Inc.

AUTHORIZED BANDEDGE (HIGH CHANNEL, CH 12)

HIGH CHANNEL HORIZONTAL

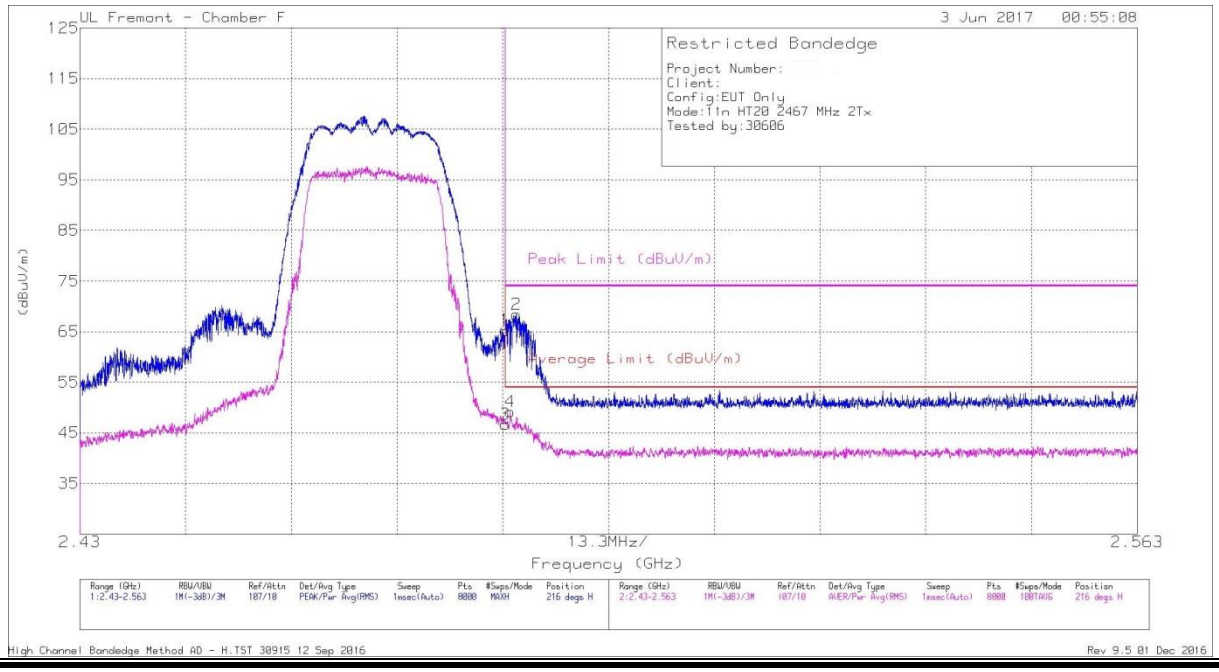

Marker	Frequency (GHz)	Meter Reading (dBuV)	Det	AF T119 (dB/m)	Amp/Cbl/Fltr/Pad (dB)	Corrected Reading (dBuV/m)	Average Limit (dBuV/m)	Margin (dB)	Peak Limit (dBuV/m)	PK Margin (dB)	Azimuth (Degs)	Height (cm)	Polarity
1	* 2.484	54.15	Pk	32.1	-21	65.25	-	-	74	-8.75	216	129	H
2	* 2.485	57.16	Pk	32.2	-21	68.36	-	-	74	-5.64	216	129	H
3	* 2.484	35.62	RMS	32.1	-21	46.72	54	-7.28	-	-	216	129	H
4	* 2.484	38	RMS	32.2	-21	49.2	54	-4.8	-	-	216	129	H

* - indicates frequency in CFR47 Pt 15 / IC RSS-Restricted Band
Pk - Peak detector
RMS - RMS detection

This report shall not be reproduced except in full, without the written approval of UL Verification Services Inc.

HIGH CHANNEL VERTICAL

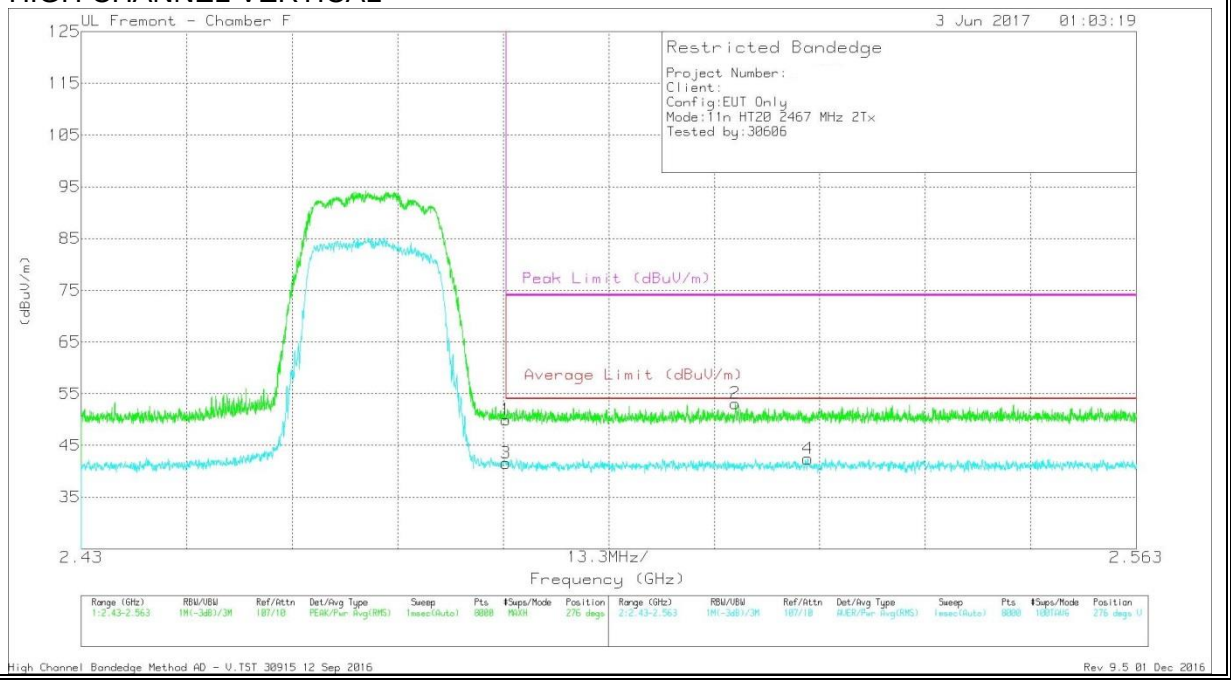

Marker	Frequency (GHz)	Meter Reading (dBuV)	Det	AF T119 (dB/m)	Amp/Cbl/Fltr/Pad (dB)	Corrected Reading (dBuV/m)	Average Limit (dBuV/m)	Margin (dB)	Peak Limit (dBuV/m)	PK Margin (dB)	Azimuth (Degs)	Height (cm)	Polarity
1	* 2.484	38.84	Pk	32.1	-21	49.94	-	-	74	-24.06	276	339	V
2	2.512	41.93	Pk	32.2	-21	53.13	-	-	74	-20.87	276	339	V
3	* 2.484	30.5	RMS	32.1	-21	41.6	54	-12.4	-	-	276	339	V
4	2.522	31.24	RMS	32.2	-21	42.44	54	-11.56	-	-	276	339	V

* - indicates frequency in CFR47 Pt 15 / IC RSS-Restricted Band
Pk - Peak detector
RMS - RMS detection

This report shall not be reproduced except in full, without the written approval of UL Verification Services Inc.

AUTHORIZED BANDEDGE (HIGH CHANNEL, CH 13)

HIGH CHANNEL HORIZONTAL

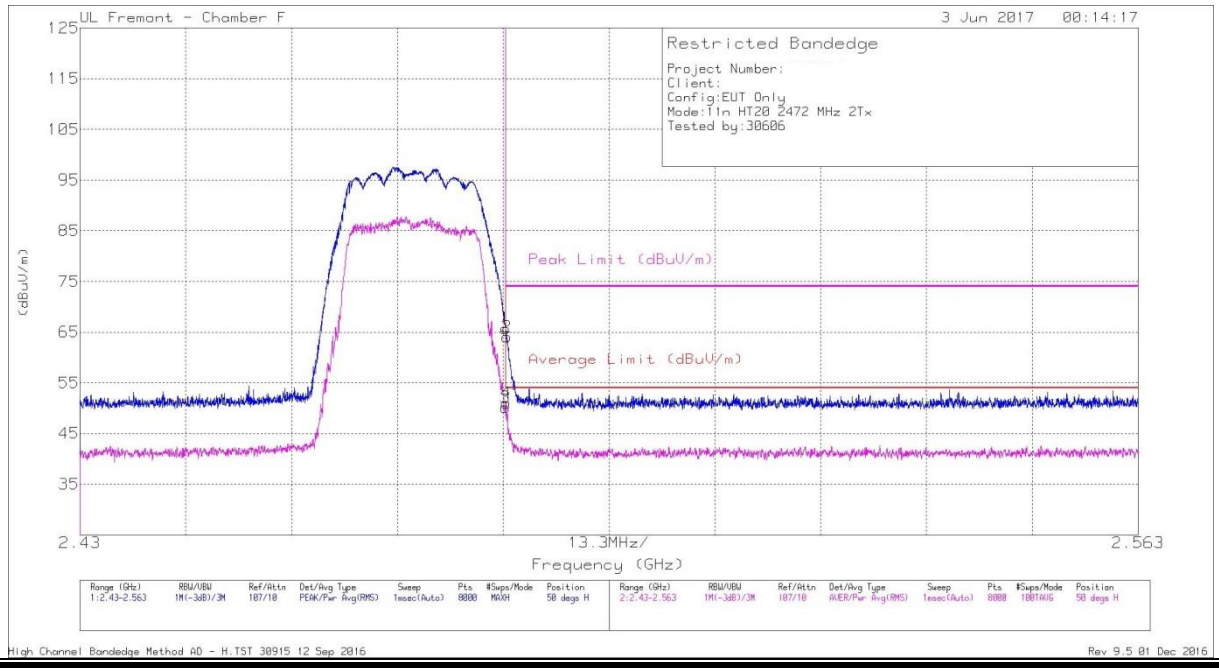

Marker	Frequency (GHz)	Meter Reading (dBuV)	Det	AF T119 (dB/m)	Amp/Cbl/Fltr/Pad (dB)	Corrected Reading (dBuV/m)	Average Limit (dBuV/m)	Margin (dB)	Peak Limit (dBuV/m)	PK Margin (dB)	Azimuth (Degs)	Height (cm)	Polarity
1	* 2.484	54.62	Pk	32.1	-21	65.72	-	-	74	-8.28	50	108	H
2	* 2.484	52.92	Pk	32.1	-21	64.02	-	-	74	-9.98	50	108	H
3	* 2.484	39.09	RMS	32.1	-21	50.19	54	-3.81	-	-	50	108	H
4	* 2.484	39.9	RMS	32.1	-21	51	54	-3	-	-	50	108	H

* - indicates frequency in CFR47 Pt 15 / IC RSS-Restricted Band
Pk - Peak detector
RMS - RMS detection

This report shall not be reproduced except in full, without the written approval of UL Verification Services Inc.

HIGH CHANNEL VERTICAL

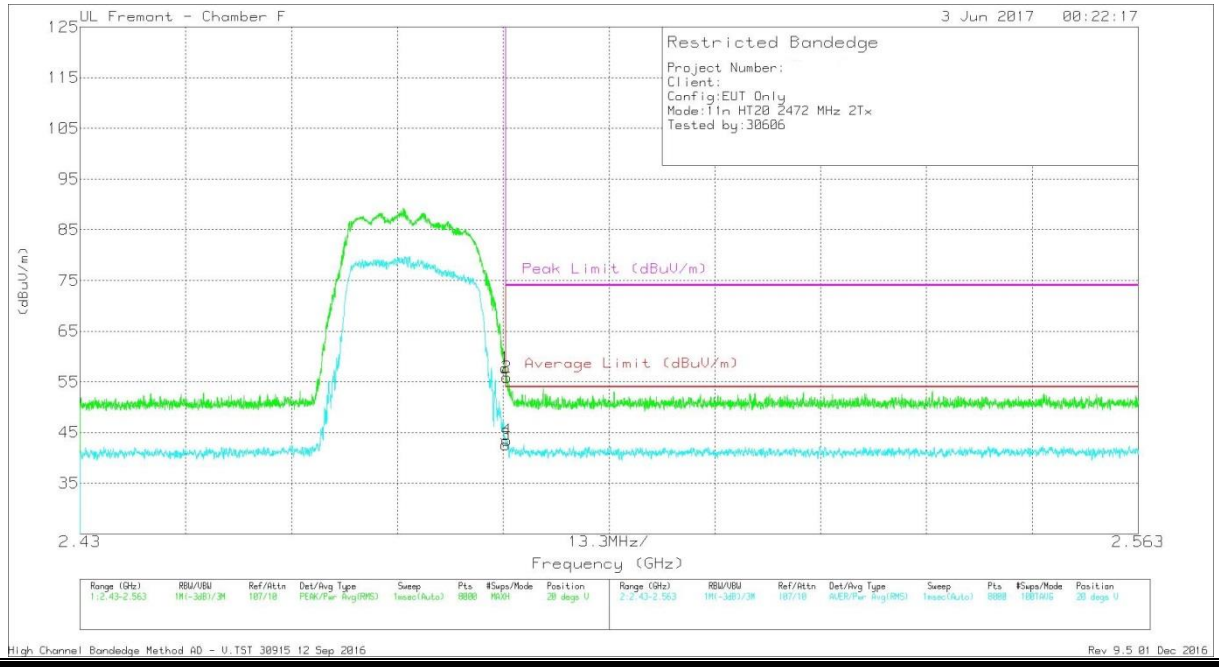

Marker	Frequency (GHz)	Meter Reading (dBuV)	Det	AF T119 (dB/m)	Amp/Cbl/Fltr/Pad (dB)	Corrected Reading (dBuV/m)	Average Limit (dBuV/m)	Margin (dB)	Peak Limit (dBuV/m)	PK Margin (dB)	Azimuth (Degs)	Height (cm)	Polarity
1	* 2.484	46.61	Pk	32.1	-21	57.71	-	-	74	-16.29	20	368	V
2	* 2.484	44.73	Pk	32.1	-21	55.83	-	-	74	-18.17	20	368	V
3	* 2.484	31.45	RMS	32.1	-21	42.55	54	-11.45	-	-	20	368	V
4	* 2.484	32.33	RMS	32.1	-21	43.43	54	-10.57	-	-	20	368	V

* - indicates frequency in CFR47 Pt 15 / IC RSS-Restricted Band
Pk - Peak detector
RMS - RMS detection

This report shall not be reproduced except in full, without the written approval of UL Verification Services Inc.

HARMONICS AND SPURIOUS EMISSIONS LOW CHANNEL, CH 1)

LOW CHANNEL HORIZONTAL

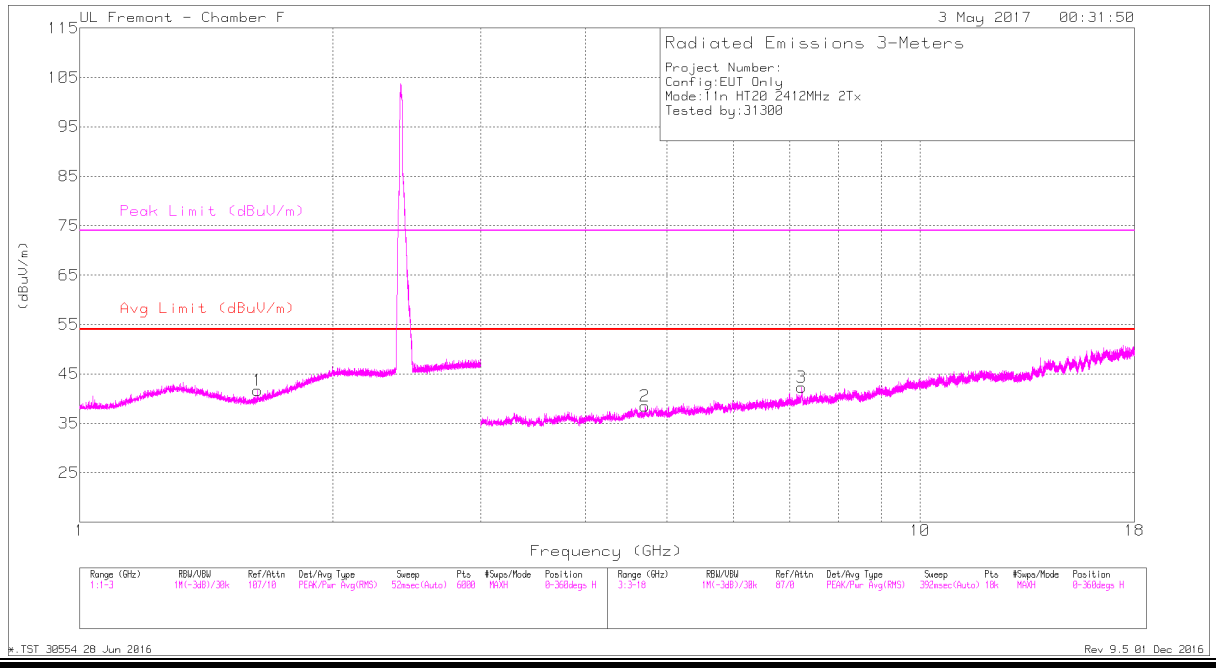

LOW CHANNEL VERTICAL

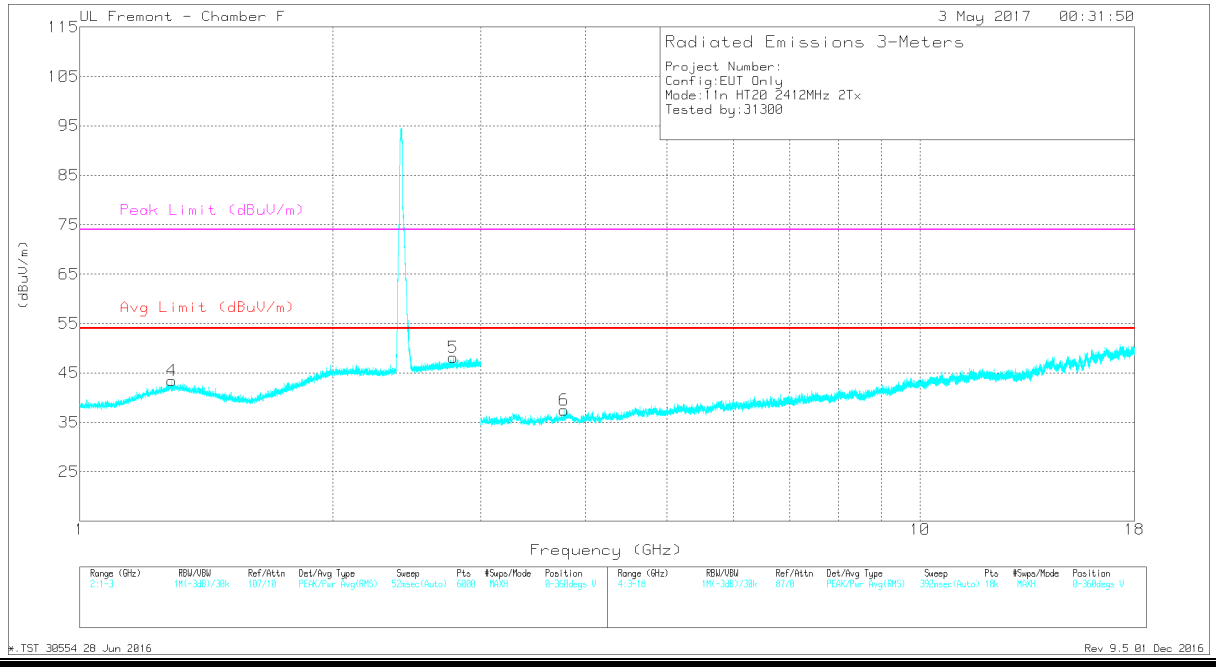

This report shall not be reproduced except in full, without the written approval of UL Verification Services Inc.

DATA

Markers	Frequency (GHz)	Meter Reading (dBuV)	Det	AF T119 (dB/m)	Amp/Cbl /Fltr/Pad (dB)	Corrected Reading (dBuV/m)	Avg Limit (dBuV/m)	Margin (dB)	Peak Limit (dBuV/m)	PK Margin (dB)	Azimuth (Degs)	Height (cm)	Polarity
1	* 1.695	42.26	PK2	28.3	-21.8	48.76	-	-	74	-25.24	251	184	H
	1.649	30.01	MAv1	27.8	-21.9	35.91	-	-	-	-	251	184	H
4	* 1.284	42.19	PK2	29.9	-22.2	49.89	-	-	74	-24.11	51	218	V
	* 1.284	30.05	MAv1	29.9	-22.2	37.75	54	-16.25	-	-	51	218	V
5	* 2.783	41.88	PK2	32.7	-20.5	54.08	-	-	74	-19.92	300	154	V
	* 2.782	29.93	MAv1	32.7	-20.5	42.13	54	-11.87	-	-	300	154	V
2	* 4.708	41.52	PK2	34.1	-28.6	47.02	-	-	74	-26.98	3	195	H
	* 4.709	28.22	MAv1	34.1	-28.6	33.72	54	-20.28	-	-	3	195	H
3	7.232	37.53	PK2	35.9	-25.8	47.63	-	-	-	-	272	143	H
	7.229	25.89	MAv1	35.9	-25.8	35.99	-	-	-	-	272	143	H
6	* 3.773	39.54	PK2	33.3	-29	43.84	-	-	74	-30.16	312	365	V
	* 3.774	27.94	MAv1	33.3	-29	32.24	54	-21.76	-	-	312	365	V

* - indicates frequency in CFR47 Pt 15 / IC RSS-Restricted Band
PK2 - KDB558074 Method: Maximum Peak
MAv1 - KDB558074 Option 1 Maximum RMS Average

This report shall not be reproduced except in full, without the written approval of UL Verification Services Inc.

HARMONICS AND SPURIOUS EMISSIONS MID CHANNEL, CH 6)

MID CHANNEL HORIZONTAL

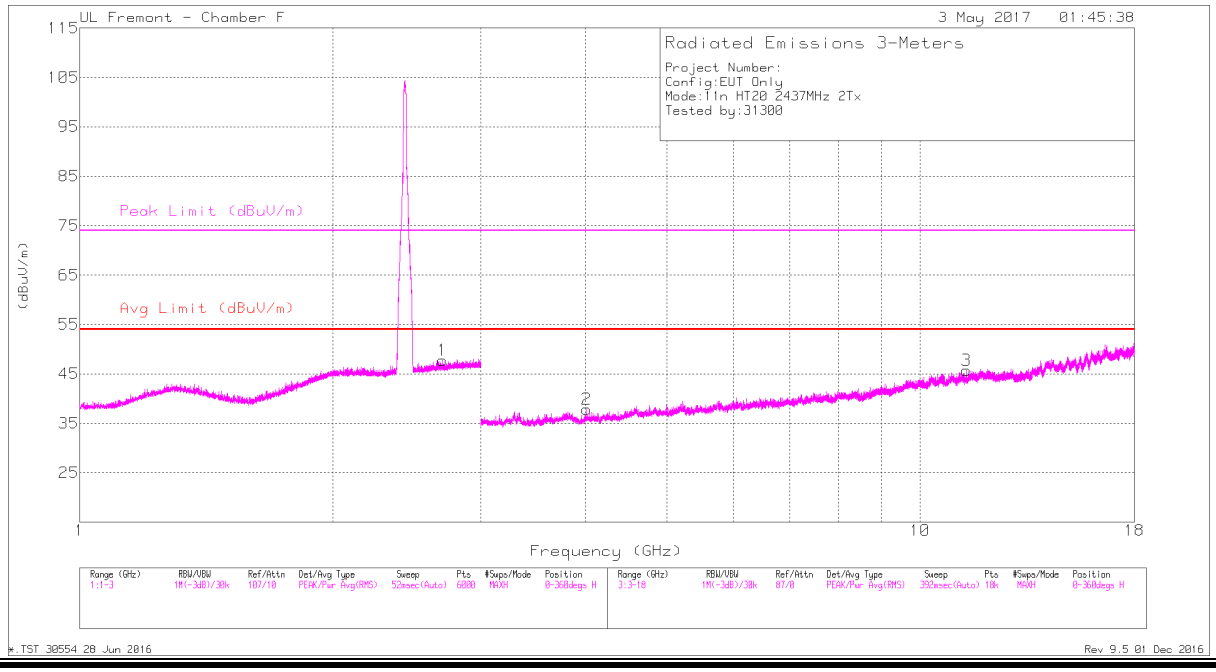

MID CHANNEL VERTICAL

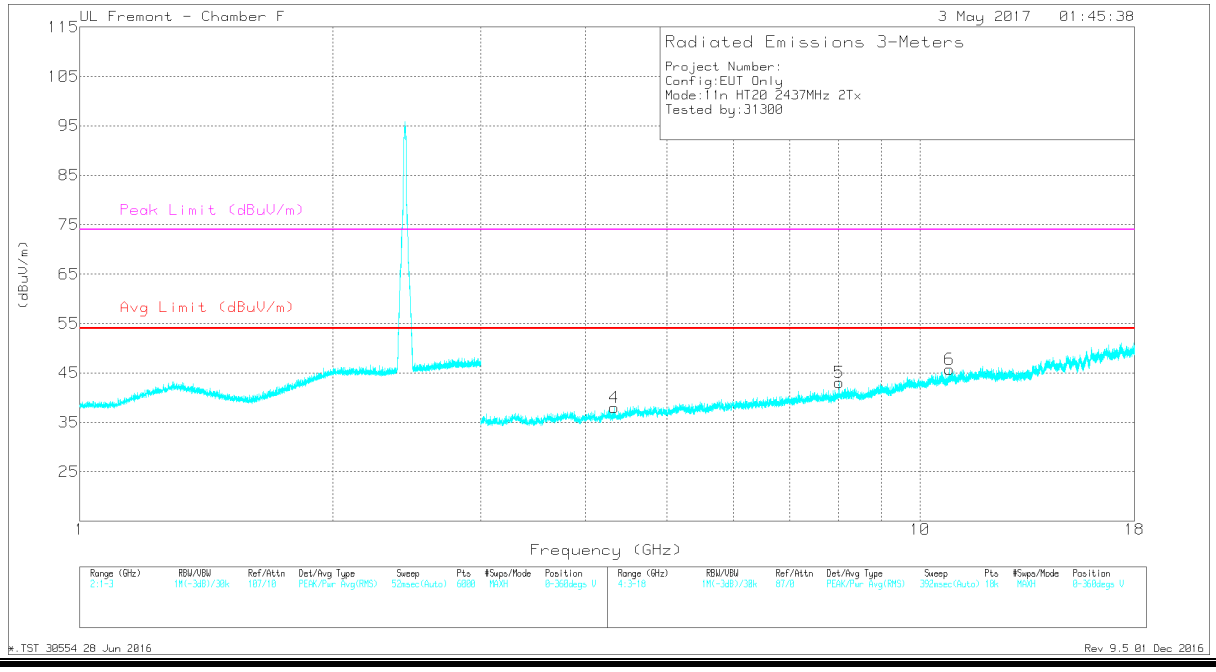

This report shall not be reproduced except in full, without the written approval of UL Verification Services Inc.

DATA

Marker	Frequency (GHz)	Meter Reading (dBuV)	Det	AF T119 (dB/m)	Amp/Cbl /Fltr/Pad (dB)	Corrected Reading (dBuV/m)	Avg Limit (dBuV/m)	Margin (dB)	Peak Limit (dBuV/m)	PK Margin (dB)	Azimuth (Degs)	Height (cm)	Polarity
1	* 2.701	42.23	PK2	32.5	-20.7	54.03	-	-	74	-19.97	68	276	H
	* 2.7	30.08	MAv1	32.5	-20.7	41.88	54	-12.12	-	-	68	276	H
2	* 4.014	39.5	PK2	33.3	-28.9	43.9	-	-	74	-30.1	219	137	H
	* 4.013	27.99	MAv1	33.3	-28.9	32.39	54	-21.61	-	-	219	137	H
3	* 11.359	35.13	PK2	38.1	-21.9	51.33	-	-	74	-22.67	192	117	H
	* 11.361	23.63	MAv1	38.1	-21.9	39.83	54	-14.17	-	-	192	117	H
4	* 4.328	40.04	PK2	33.7	-28.7	45.04	-	-	74	-28.96	261	151	V
	* 4.329	27.55	MAv1	33.7	-28.7	32.55	54	-21.45	-	-	261	151	V
5	8.02	36.73	PK2	36	-24	48.73	-	-	-	-	16	197	V
	8.018	24.74	MAv1	36	-24	36.74	-	-	-	-	16	197	V
6	* 10.846	35.49	PK2	37.8	-21.5	51.79	-	-	74	-22.21	264	338	V
	* 10.843	23.73	MAv1	37.8	-21.5	40.03	54	-13.97	-	-	264	338	V

* - indicates frequency in CFR47 Pt 15 / IC RSS-Restricted Band
PK2 - KDB558074 Method: Maximum Peak
MAv1 - KDB558074 Option 1 Maximum RMS Average

This report shall not be reproduced except in full, without the written approval of UL Verification Services Inc.

HARMONICS AND SPURIOUS EMISSIONS HIGH CHANNEL, CH 13)

HIGH CHANNEL HORIZONTAL

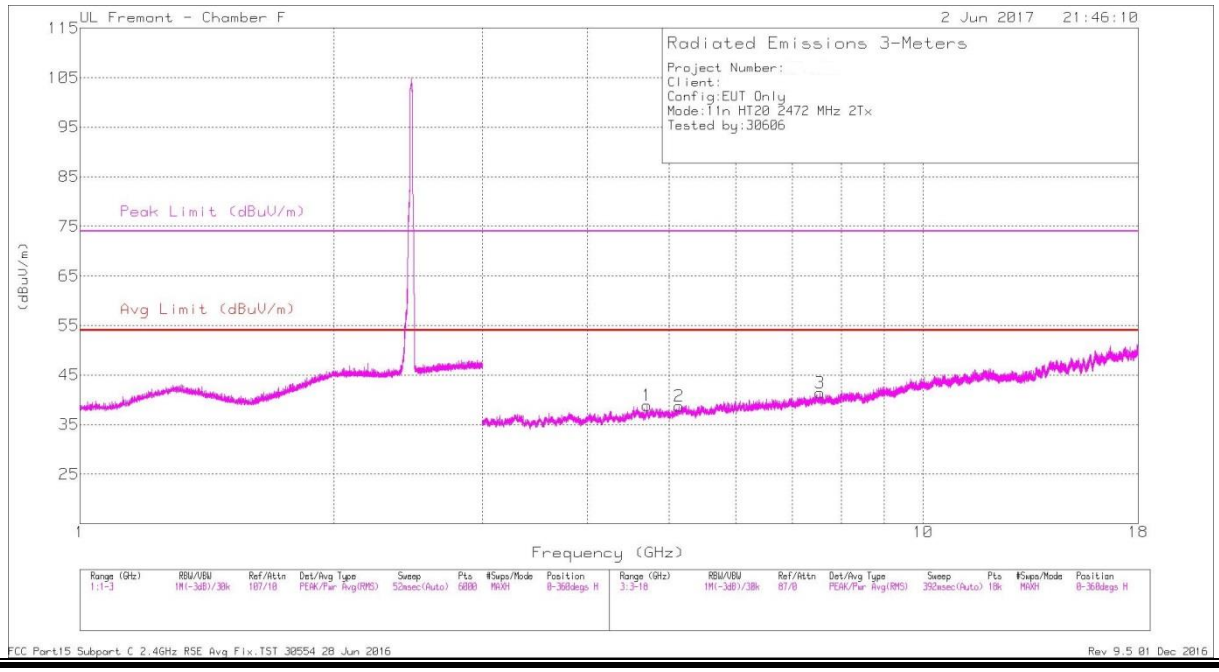

HIGH CHANNEL VERTICAL

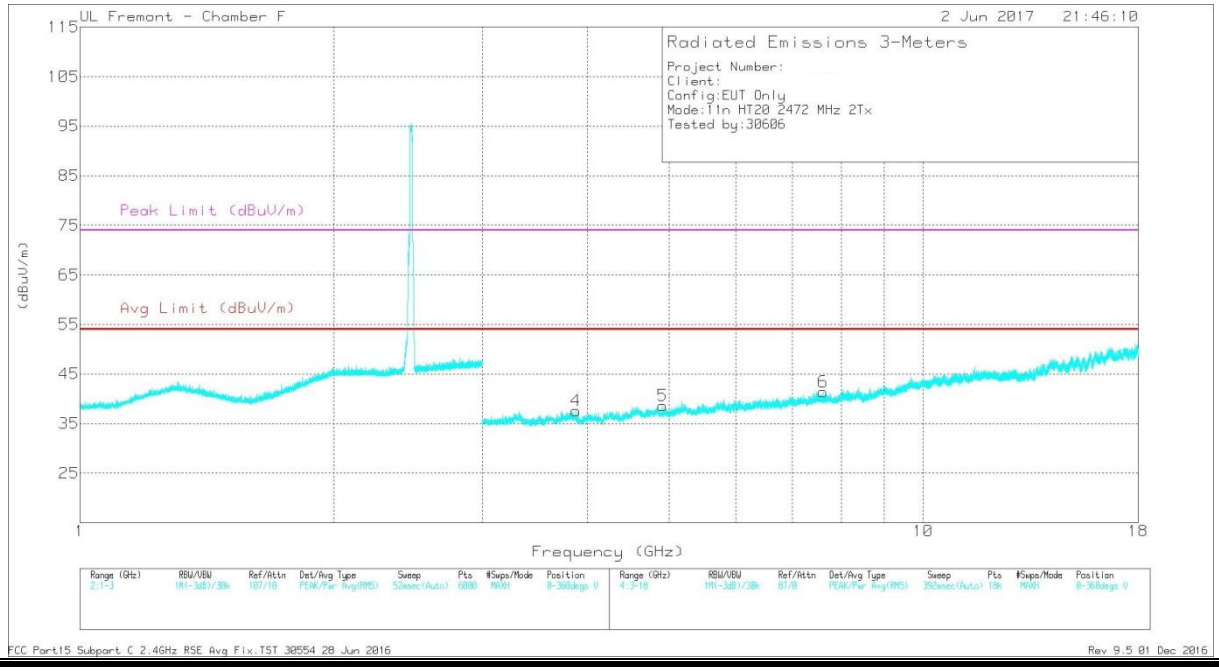

This report shall not be reproduced except in full, without the written approval of UL Verification Services Inc.

DATA

Markers	Frequency (GHz)	Meter Reading (dBuV)	Det	AF T119 (dB/m)	Amp/Cbl /Fltr/Pad (dB)	Corrected Reading (dBuV/m)	Avg Limit (dBuV/m)	Margin (dB)	Peak Limit (dBuV/m)	PK Margin (dB)	Azimuth (Degs)	Height (cm)	Polarity
1	* 4.708	39.61	PK2	34.1	-28.6	45.11	-	-	74	-28.89	325	251	H
	* 4.708	28.27	MAv1	34.1	-28.6	33.77	54	-20.23	-	-	325	251	H
2	* 5.14	38.04	PK2	34.4	-26.8	45.64	-	-	74	-28.36	334	388	H
	* 5.142	26.18	MAv1	34.4	-26.8	33.78	54	-20.22	-	-	334	388	H
3	* 7.544	36.88	PK2	36.1	-25.3	47.68	-	-	74	-26.32	334	388	H
	* 7.545	25.77	MAv1	36.1	-25.3	36.57	54	-17.43	-	-	334	388	H
4	* 3.874	39.43	PK2	33.3	-28.5	44.23	-	-	74	-29.77	153	207	V
	* 3.875	27.54	MAv1	33.3	-28.5	32.34	54	-21.66	-	-	153	207	V
5	* 4.918	38.9	PK2	34.2	-28.2	44.9	-	-	74	-29.1	221	157	V
	* 4.915	27.02	MAv1	34.2	-28.1	33.12	54	-20.88	-	-	221	157	V
6	* 7.617	36.77	PK2	36.1	-25.2	47.67	-	-	74	-26.33	238	141	V
	* 7.617	24.94	MAv1	36.1	-25.2	35.84	54	-18.16	-	-	238	141	V

* - indicates frequency in CFR47 Pt 15 / IC RSS-Restricted Band
PK2 - KDB558074 Method: Maximum Peak
MAv1 - KDB558074 Option 1 Maximum RMS Average

This report shall not be reproduced except in full, without the written approval of UL Verification Services Inc.

9.3. WORST-CASE BELOW 1 GHz

SPURIOUS EMISSIONS 30 TO 1000 MHz (WORST-CASE CONFIGURATION)

HORIZONTAL PLOT

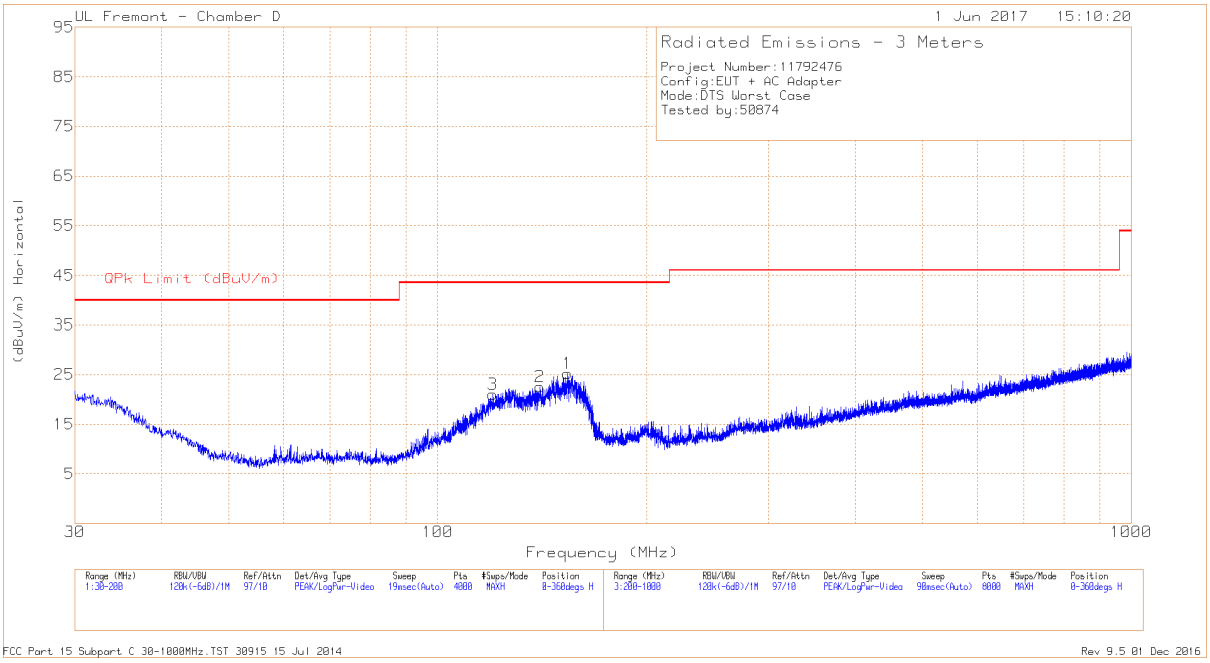

VERTICAL PLOT

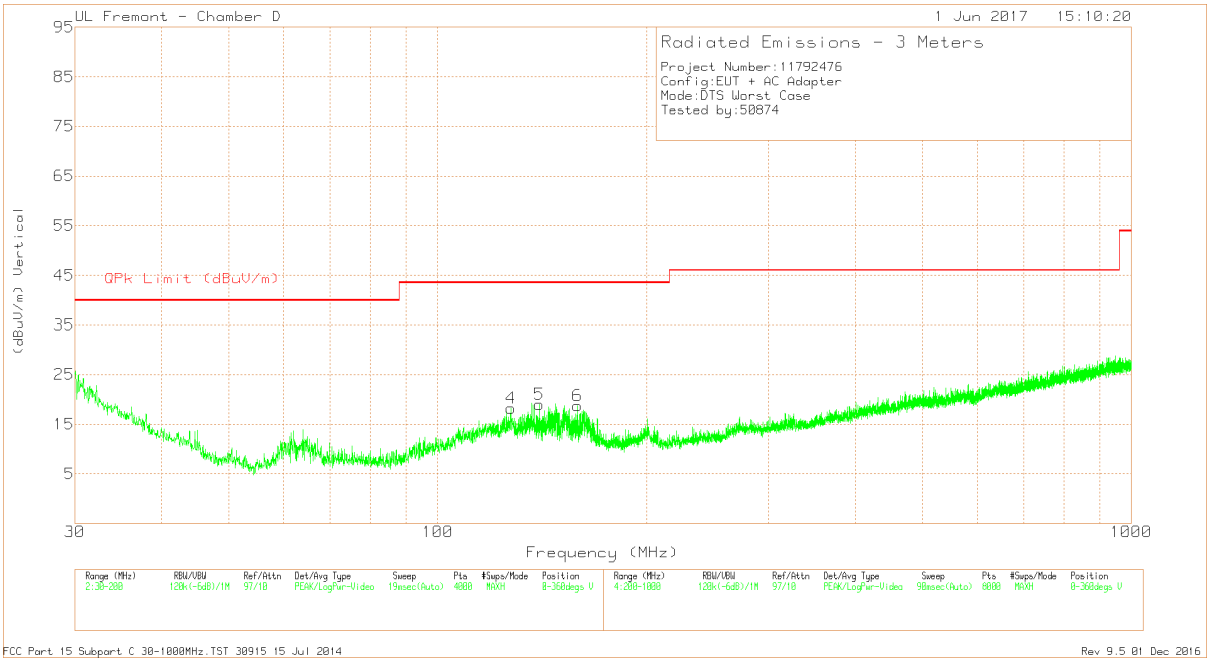

This report shall not be reproduced except in full, without the written approval of UL Verification Services Inc.

DATA

Marker	Frequency (MHz)	Meter Reading (dBuV)	Det	AF T243 (dB/m)	Amp/Cbl (dB)	Corrected Reading (dBuV/m)	QPk Limit (dBuV/m)	Margin (dB)	Azimuth (Degs)	Height (cm)	Polarity
3	* 120.1233	34.19	Pk	18	-31.2	20.99	43.52	-22.53	0-360	199	H
4	* 127.4777	31.32	Pk	18.1	-31.2	18.22	43.52	-25.3	0-360	100	V
5	140.1035	32.96	Pk	17.1	-31.1	18.96	43.52	-24.56	0-360	100	V
2	140.316	36.56	Pk	17.1	-31.1	22.56	43.52	-20.96	0-360	199	H
1	154.0046	39.97	Pk	16.3	-31	25.27	43.52	-18.25	0-360	199	H
6	158.9784	33.49	Pk	16.2	-31	18.69	43.52	-24.83	0-360	100	V

* - indicates frequency in CFR47 Pt 15 / IC RSS-Restricted Band
Pk - Peak detector

This report shall not be reproduced except in full, without the written approval of UL Verification Services Inc.

9.4. WORST-CASE 18 to 26 GHz

SPURIOUS EMISSIONS 18 TO 26 GHz (WORST-CASE CONFIGURATION, HORIZONTAL & VERTICAL)

HORIZONTAL PLOT

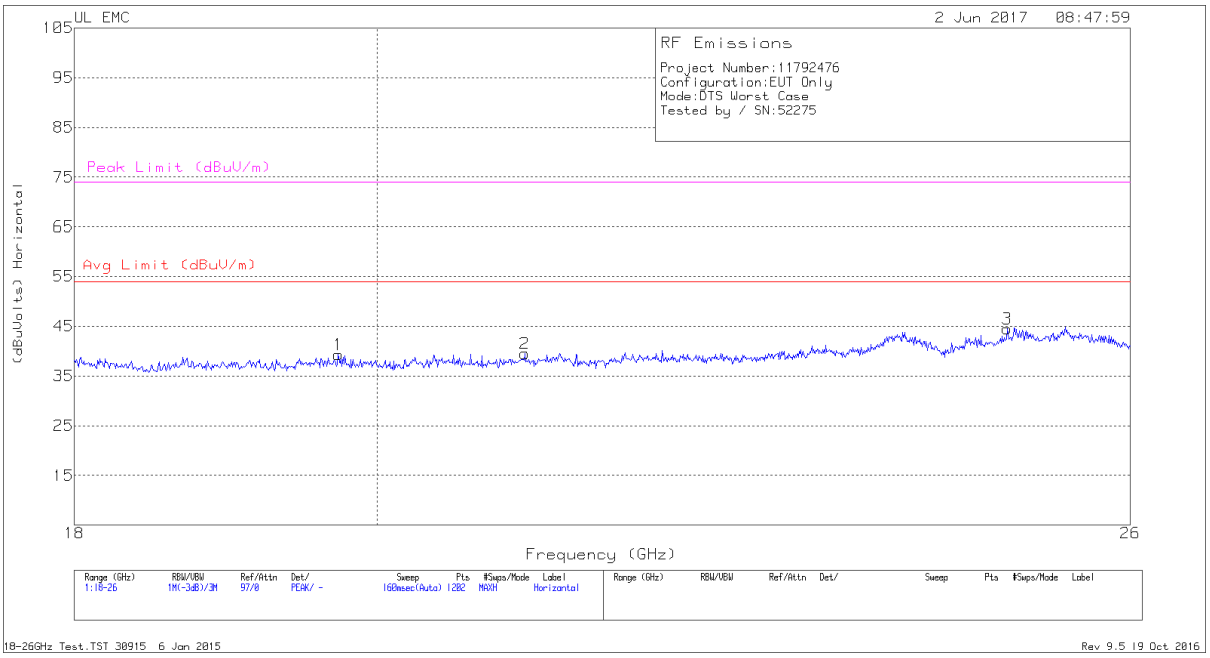

VERTICAL PLOT

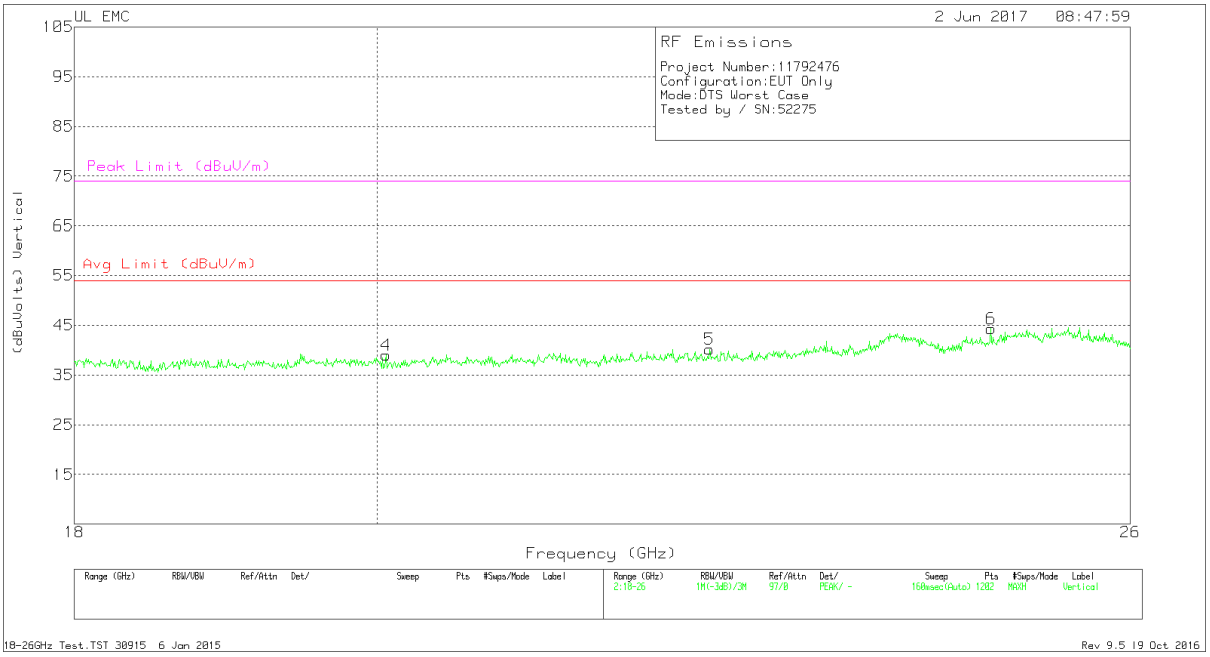

This report shall not be reproduced except in full, without the written approval of UL Verification Services Inc.

DATA

Marker	Frequency (GHz)	Meter Reading (dBuV)	Det	T447 AF (dB/m)	Amp/Cbl (dB)	Dist Corr (dB)	Corrected Reading (dBuVolts)	Avg Limit (dBuV/m)	Margin (dB)	Peak Limit (dBuV/m)	PK Margin (dB)
1	19.732	40.93	Pk	32.8	-24.9	-9.5	39.333	54	-14.667	74	-34.667
2	21.057	41.1	Pk	33.2	-25.3	-9.5	39.5	54	-14.5	74	-34.5
3	24.908	43.9	Pk	34.4	-24.3	-9.5	44.5	54	-9.5	74	-29.5
4	20.065	40.8	Pk	32.7	-25	-9.5	39	54	-15	74	-35
5	22.456	40.87	Pk	33.5	-24.7	-9.5	40.167	54	-13.833	74	-33.833
6	24.768	44.13	Pk	34.4	-24.7	-9.5	44.333	54	-9.667	74	-29.667

Pk - Peak detector

This report shall not be reproduced except in full, without the written approval of UL Verification Services Inc.

10. AC POWER LINE CONDUCTED EMISSIONS

LIMITS

FCC §15.207 (a)

RSS-Gen 8.8

Frequency of Emission (MHz)	Conducted Limit (dBµV)	
	Quasi-peak	Average
0.15-0.5	66 to 56 *	56 to 46 *
0.5-5	56	46
5-30	60	50

*Decreases with the logarithm of the frequency.

TEST PROCEDURE

The EUT is placed on a non-conducting table 40 cm from the vertical ground plane and 80 cm above the horizontal ground plane. The EUT is configured in accordance with ANSI C63.10.

The receiver is set to a resolution bandwidth of 9 kHz. Peak detection is used unless otherwise noted as quasi-peak or average.

Line conducted data is recorded for both NEUTRAL and HOT lines.

This report shall not be reproduced except in full, without the written approval of UL Verification Services Inc.

10.1. EUT POWERED BY AC/DC ADAPTER VIA USB CABLE

LINE 1 RESULTS

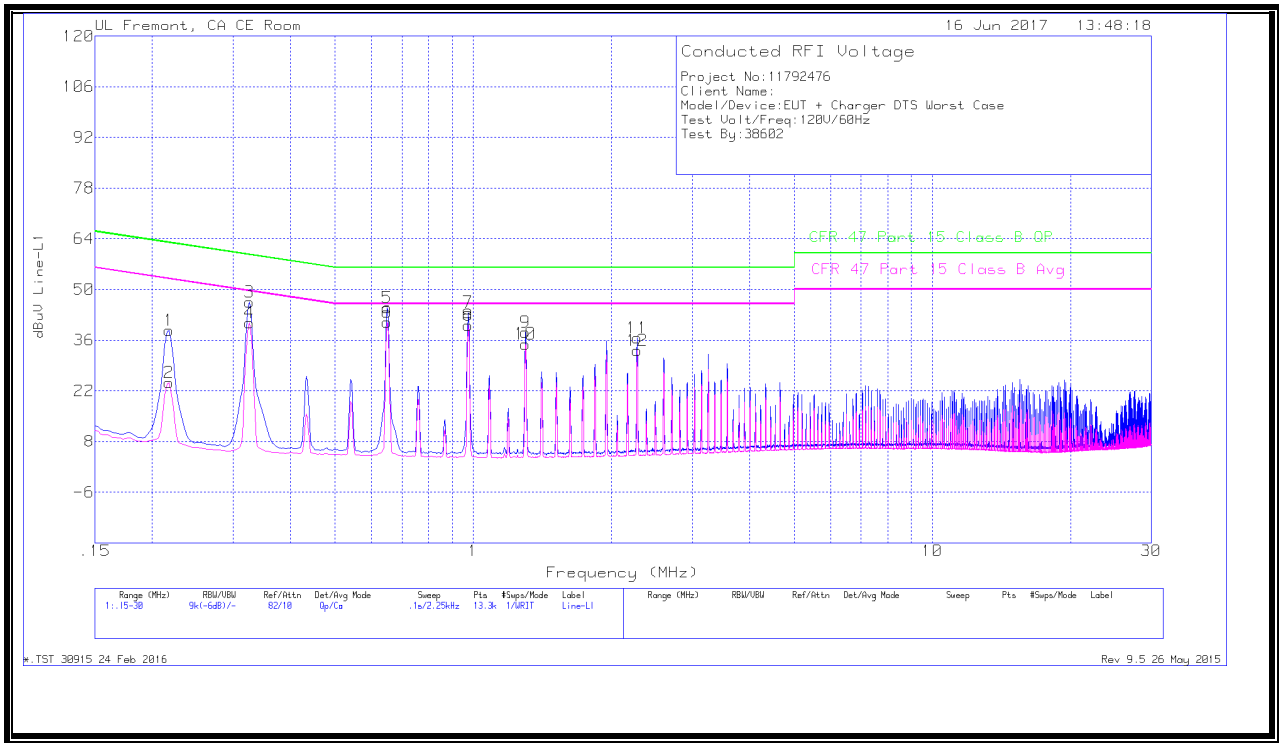

WORST EMISSIONS

Range 1: Line-L1 .15 - 30MHz											
Marker	Frequency (MHz)	Meter Reading (dBuV)	Det	T24 IL L1	LC Cables C1&C3	Limiter (dB)	Corrected Reading dBuV	CFR 47 Part 15 Class B QP	QP Margin (dB)	CFR 47 Part 15 Class B Avg	Av(CISPR)Margin (dB)
1	.2175	27.77	Qp	.8	0	10.1	38.67	62.91	-24.24	-	-
2	.2175	13.32	Ca	.8	0	10.1	24.22	-	-	52.91	-28.69
3	.3255	35.8	Qp	.5	.1	10.1	46.5	59.57	-13.07	-	-
4	.3255	30.05	Ca	.5	.1	10.1	40.75	-	-	49.57	-8.82
5	.6495	34.46	Qp	.3	.1	10.1	44.96	56	-11.04	-	-
6	.6495	30.44	Ca	.3	.1	10.1	40.94	-	-	46	-5.06
7	.97575	33.25	Qp	.2	.1	10.1	43.65	56	-12.35	-	-
8	.97575	29.66	Ca	.2	.1	10.1	40.06	-	-	46	-5.94
9	1.29975	27.78	Qp	.2	.1	10.1	38.18	56	-17.82	-	-
10	1.29975	24.56	Ca	.2	.1	10.1	34.96	-	-	46	-11.04
11	2.27625	26.27	Qp	.2	.1	10.1	36.67	56	-19.33	-	-
12	2.27625	22.66	Ca	.2	.1	10.1	33.06	-	-	46	-12.94

Qp - Quasi-Peak detector
Ca - CISPR average detection

This report shall not be reproduced except in full, without the written approval of UL Verification Services Inc.

LINE 2 RESULTS

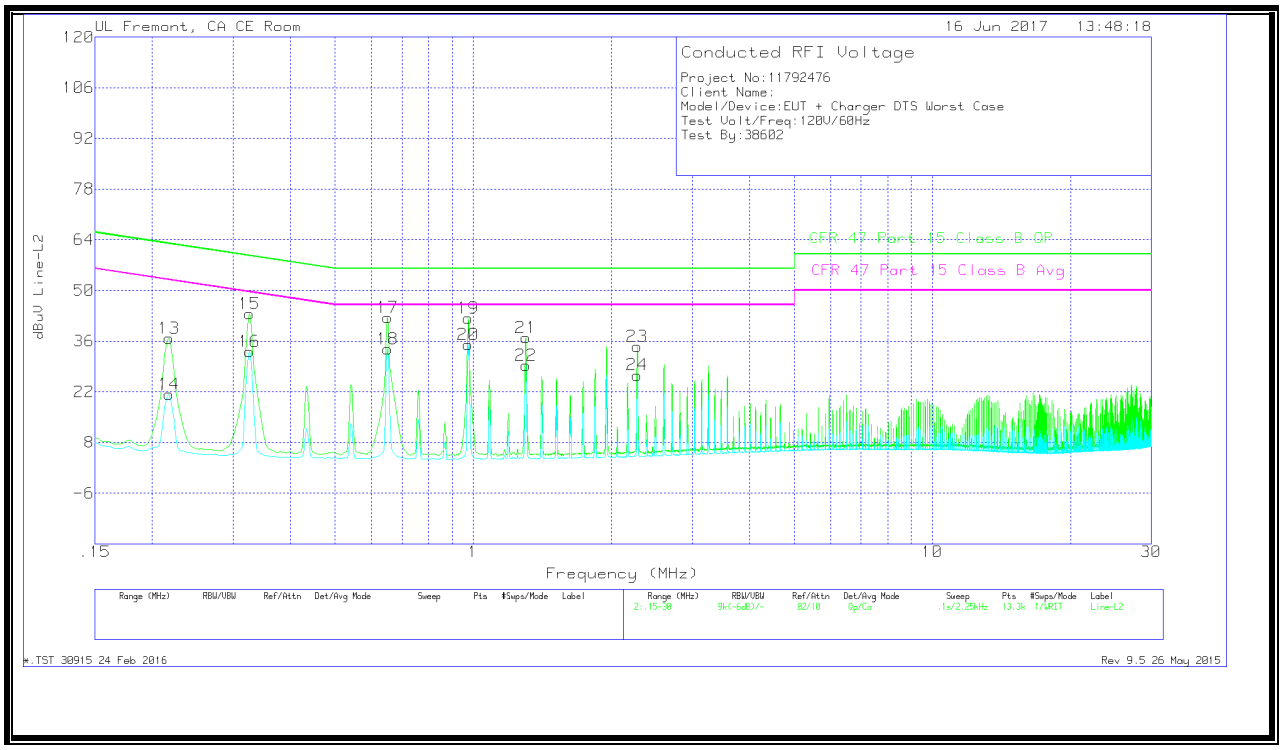

WORST EMISSIONS

Range 2: Line-L2 .15 - 30MHz

Marker	Frequency (MHz)	Meter Reading (dBuV)	Det	T24 IL L2	LC Cables C2&C3	Limiter (dB)	Corrected Reading dBuV	CFR 47 Part 15 Class B QP	QP Margin (dB)	CFR 47 Part 15 Class B Avg	Av(CISPR)Margin (dB)
13	.2175	25.82	Qp	.9	0	10.1	36.82	62.91	-26.09	-	-
14	.2175	10.29	Ca	.9	0	10.1	21.29	-	-	52.91	-31.62
15	.3255	32.89	Qp	.5	.1	10.1	43.59	59.57	-15.98	-	-
16	.3255	22.43	Ca	.5	.1	10.1	33.13	-	-	49.57	-16.44
17	.65175	32.09	Qp	.3	.1	10.1	42.59	56	-13.41	-	-
18	.65175	23.26	Ca	.3	.1	10.1	33.76	-	-	46	-12.24
19	.97575	31.79	Qp	.3	.1	10.1	42.29	56	-13.71	-	-
20	.97575	24.49	Ca	.3	.1	10.1	34.99	-	-	46	-11.01
21	1.302	26.62	Qp	.2	.1	10.1	37.02	56	-18.98	-	-
22	1.302	18.96	Ca	.2	.1	10.1	29.36	-	-	46	-16.64
23	2.2785	24.18	Qp	.2	.1	10.1	34.58	56	-21.42	-	-
24	2.2785	16.22	Ca	.2	.1	10.1	26.62	-	-	46	-19.38

Qp - Quasi-Peak detector
Ca - CISPR average detection

This report shall not be reproduced except in full, without the written approval of UL Verification Services Inc.

10.2. EUT POWERED BY HOST PC VIA USB CABLE

LINE 1 RESULTS

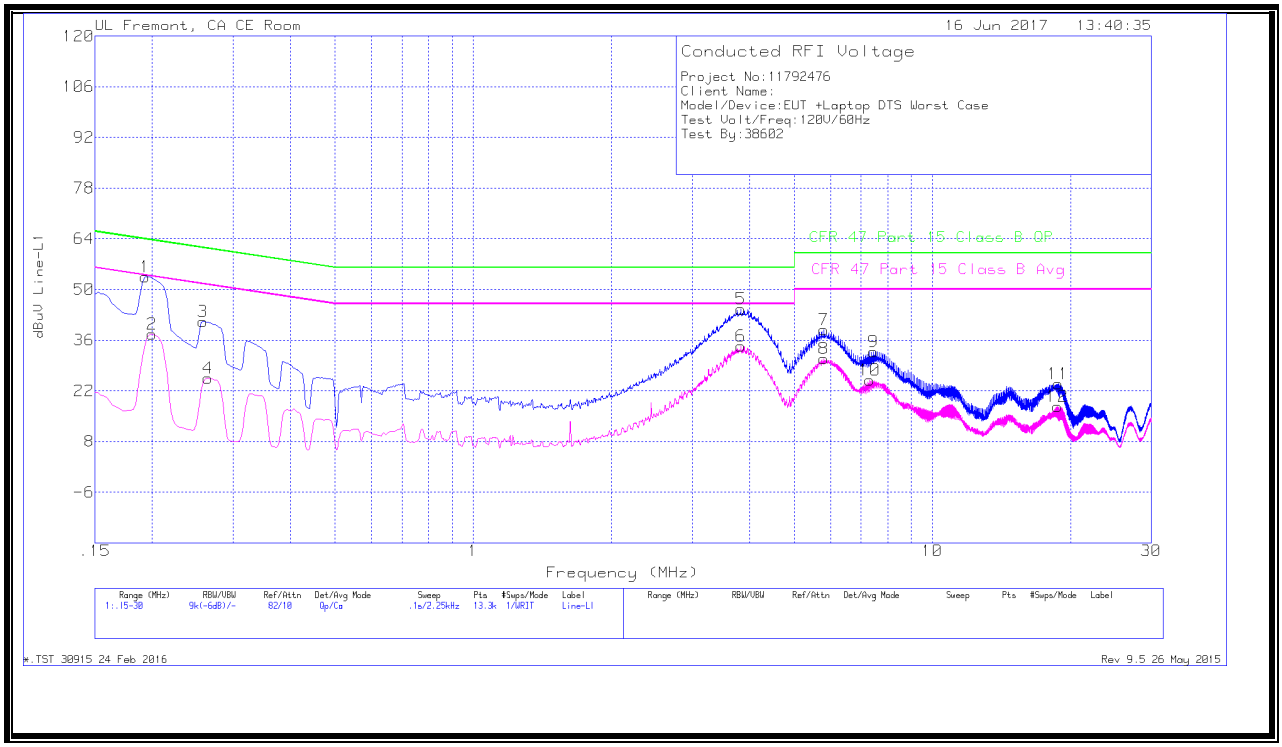

WORST EMISSIONS

Range 1: Line-L1 .15 - 30MHz											
Marker	Frequency (MHz)	Meter Reading (dBuV)	Det	T24 IL L1	LC Cables C1&C3	Limiter (dB)	Corrected Reading dBuV	CFR 47 Part 15 Class B QP	QP Margin (dB)	CFR 47 Part 15 Class B Avg	Av(CISPR)Margin (dB)
1	.19275	42.44	Qp	.9	.1	10.1	53.54	63.92	-10.38	-	-
2	.1995	26.48	Ca	.9	.1	10.1	37.58	-	-	53.63	-16.05
3	.258	30.41	Qp	.6	.1	10.1	41.21	61.5	-20.29	-	-
4	.26475	14.7	Ca	.6	.1	10.1	25.5	-	-	51.28	-25.78
5	3.8265	34.13	Qp	.2	.1	10.1	44.53	56	-11.47	-	-
6	3.82875	23.89	Ca	.2	.1	10.1	34.29	-	-	46	-11.71
7	5.811	28.32	Qp	.2	.1	10.2	38.82	60	-21.18	-	-
8	5.811	20.41	Ca	.2	.1	10.2	30.91	-	-	50	-19.09
9	7.44225	22.26	Qp	.2	.2	10.2	32.86	60	-27.14	-	-
10	7.3005	14.32	Ca	.2	.2	10.2	24.92	-	-	50	-25.08
11	18.7845	13.15	Qp	.2	.3	10.3	23.95	60	-36.05	-	-
12	18.7193	6.81	Ca	.2	.3	10.3	17.61	-	-	50	-32.39

Qp - Quasi-Peak detector
Ca - CISPR average detection

This report shall not be reproduced except in full, without the written approval of UL Verification Services Inc.

LINE 2 RESULTS

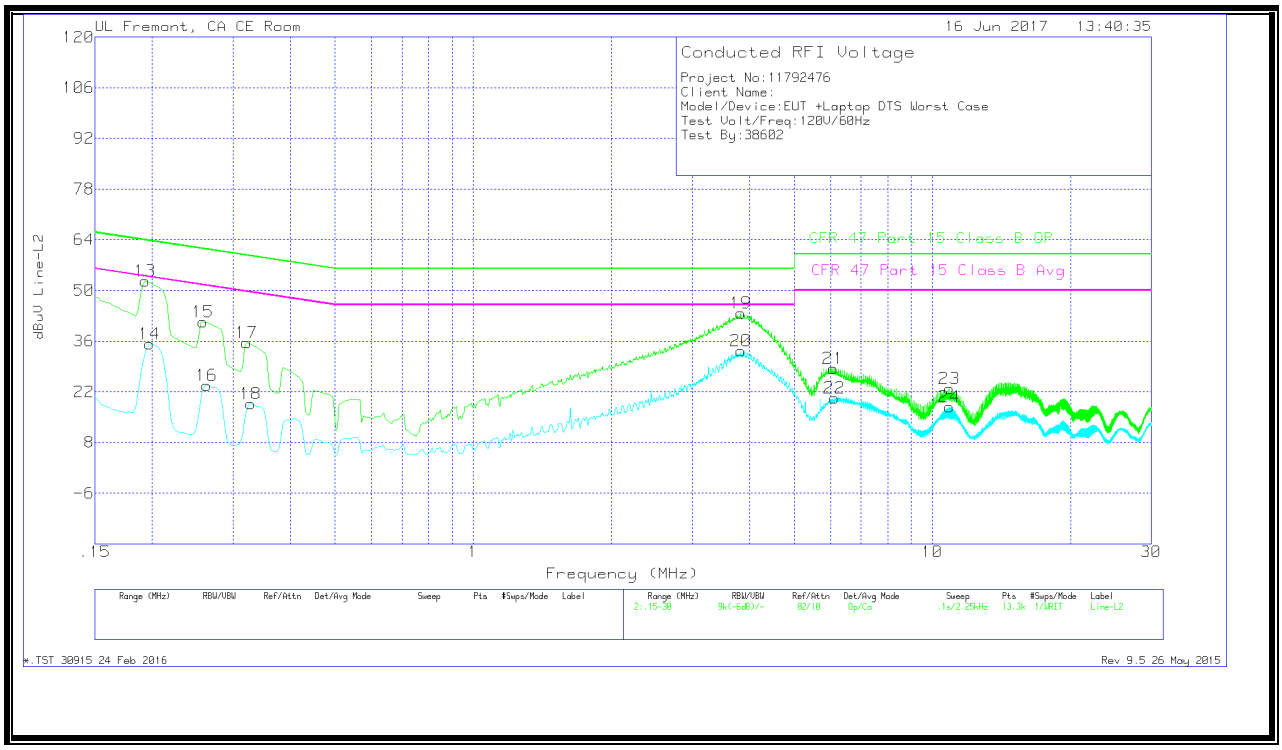

WORST EMISSIONS

Range 2: Line-L2 .15 - 30MHz

Marker	Frequency (MHz)	Meter Reading (dBuV)	Det	T24 IL L2	LC Cables C2&C3	Limiter (dB)	Corrected Reading dBuV	CFR 47 Part 15 Class B QP	QP Margin (dB)	CFR 47 Part 15 Class B Avg	Av(CISPR)Margin (dB)
13	.19275	41.3	Qp	1.1	.1	10.1	52.6	63.92	-11.32	-	-
14	.19725	23.99	Ca	1	.1	10.1	35.19	-	-	53.73	-18.54
15	.258	30.45	Qp	.7	.1	10.1	41.35	61.5	-20.15	-	-
16	.2625	12.84	Ca	.7	.1	10.1	23.74	-	-	51.35	-27.61
17	.321	24.81	Qp	.6	.1	10.1	35.61	59.68	-24.07	-	-
18	.32775	8.03	Ca	.5	.1	10.1	18.73	-	-	49.51	-30.78
19	3.8265	33.42	Qp	.2	.1	10.1	43.82	56	-12.18	-	-
20	3.82875	22.92	Ca	.2	.1	10.1	33.32	-	-	46	-12.68
21	6.09225	17.85	Qp	.2	.2	10.2	28.45	60	-31.55	-	-
22	6.12825	9.65	Ca	.2	.2	10.2	20.25	-	-	50	-29.75
23	10.9118	12.15	Qp	.3	.2	10.2	22.85	60	-37.15	-	-
24	10.9163	7.07	Ca	.3	.2	10.2	17.77	-	-	50	-32.23

Qp - Quasi-Peak detector
Ca - CISPR average detection

This report shall not be reproduced except in full, without the written approval of UL Verification Services Inc.