8.5.10. 802.11n HT20 MODE IN THE 5.8 GHz BAND

1TX Antenna 6 MODE

Antenna Gain and Limit

Channel	Frequency (MHz)	Min 26 dB BW (MHz)	Directional Gain (dBi)	Power Limit (dBm)	PSD Limit (dBm/ 1MHz)
Low	5745	22.00	-2.20	30.00	30.00
Mid	5785	21.90	-2.20	30.00	30.00
High	5825	22.10	-2.20	30.00	30.00
144	5720	21.95	-2.20	30.00	30.00

Duty Cycle CF (dB)	0.00	**Included in Calculations of Corr'd Power (CH 144) & PSD**

Output Power Results

Channel	Frequency (MHz)	Ant 6 Meas Power (dBm)	Total Corr'd Power (dBm)	Power Limit (dBm)	Power Margin (dB)
Low	5745	21.89	21.89	30.00	-8.11
Mid	5785	21.91	21.91	30.00	-8.09
High	5825	21.80	21.80	30.00	-8.20
144	5720	12.29	12.29	30.00	-17.71

PSD Results

Channel	Frequency (MHz)	Ant 6 Meas PSD (dBm/ 1MHz)	Total Corr'd PSD (dBm/ 1MHz)	PSD Limit (dBm/ 1MHz)	PSD Margin (dB)
Low	5745	8.432	8.432	30.00	-21.57
Mid	5785	8.814	8.814	30.00	-21.19
High	5825	8.394	8.394	30.00	-21.61
144	5720	4.847	4.847	30.00	-25.15

UL VERIFICATION SERVICES INC.
47173 BENICIA STREET, FREMONT, CA 94538, USA TEL: (510) 771-1000 FAX: (510) 661-0888
This report shall not be reproduced except in full, without the written approval of UL Verification Services Inc.

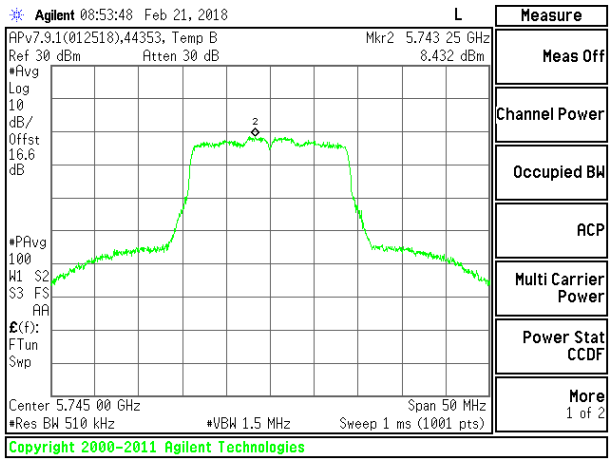

LOW CHANNEL

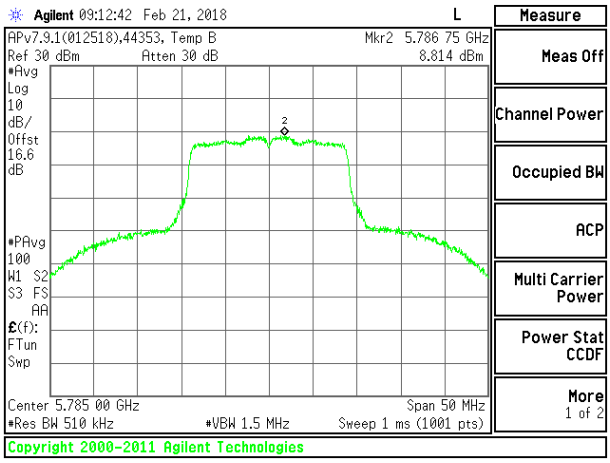

MID CHANNEL

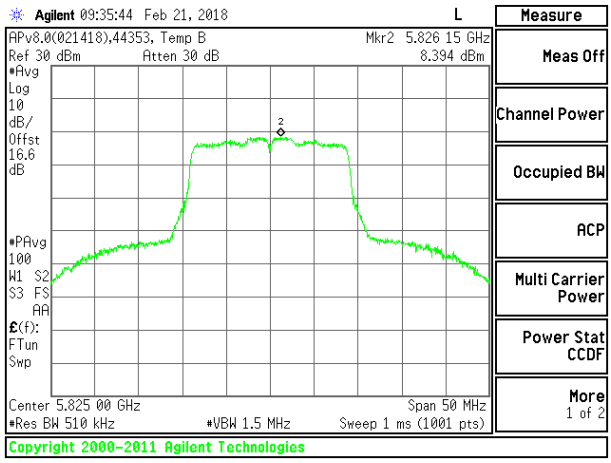

HIGH CHANNEL

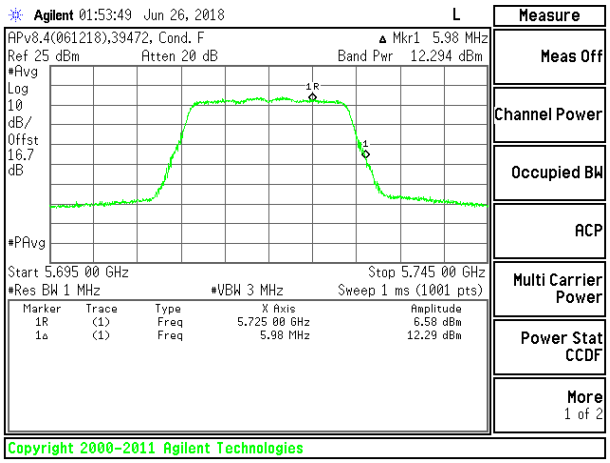

CHANNEL 144 POWER

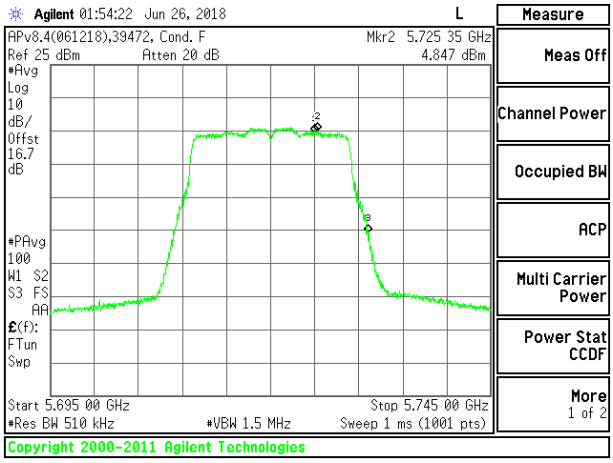

CHANNEL 144 PSD

UL VERIFICATION SERVICES INC.
47173 BENICIA STREET, FREMONT, CA 94538, USA TEL: (510) 771-1000 FAX: (510) 661-0888
This report shall not be reproduced except in full, without the written approval of UL Verification Services Inc.

1TX Antenna 5 MODE

Antenna Gain and Limit

Channel	Frequency (MHz)	Min 26 dB BW (MHz)	Directional Gain (dBi)	Power Limit (dBm)	PSD Limit (dBm/ 1MHz)
Low	5745	17.70	-5.70	30.00	30.00
Mid	5785	17.76	-5.70	30.00	30.00
High	5825	17.87	-5.70	30.00	30.00
144	5720	17.81	-5.70	30.00	30.00

Duty Cycle CF (dB)	0.00	**Included in Calculations of Corr'd Power (CH 144) & PSD**

Output Power Results

Channel	Frequency (MHz)	Ant 5 Meas Power (dBm)	Total Corr'd Power (dBm)	Power Limit (dBm)	Power Margin (dB)
Low	5745	22.43	22.43	30.00	-7.57
Mid	5785	22.39	22.39	30.00	-7.61
High	5825	22.47	22.47	30.00	-7.53
144	5720	13.22	13.22	30.00	-16.78

PSD Results

Channel	Frequency (MHz)	Ant 5 Meas PSD (dBm/ 1MHz)	Total Corr'd PSD (dBm/ 1MHz)	PSD Limit (dBm/ 1MHz)	PSD Margin (dB)
Low	5745	8.61	8.61	30.00	-21.39
Mid	5785	8.42	8.42	30.00	-21.58
High	5825	8.75	8.75	30.00	-21.25
144	5720	6.15	6.15	30.00	-23.86

UL VERIFICATION SERVICES INC.
47173 BENICIA STREET, FREMONT, CA 94538, USA TEL: (510) 771-1000 FAX: (510) 661-0888
This report shall not be reproduced except in full, without the written approval of UL Verification Services Inc.

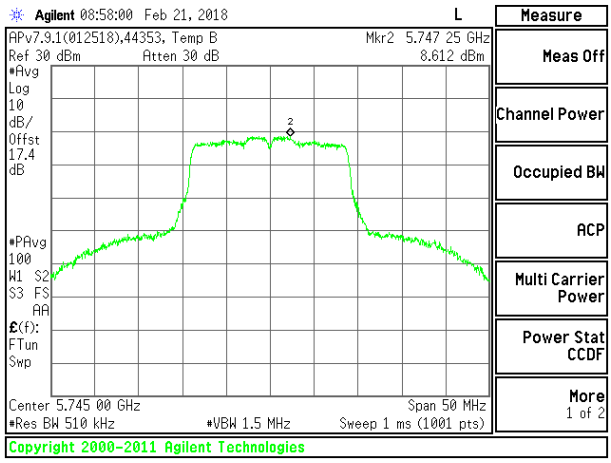

LOW CHANNEL

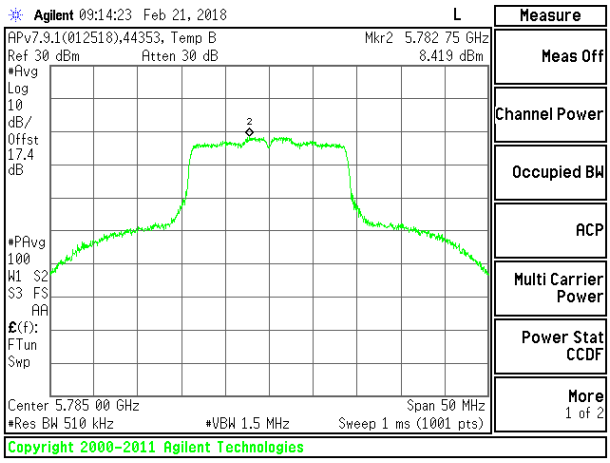

MID CHANNEL

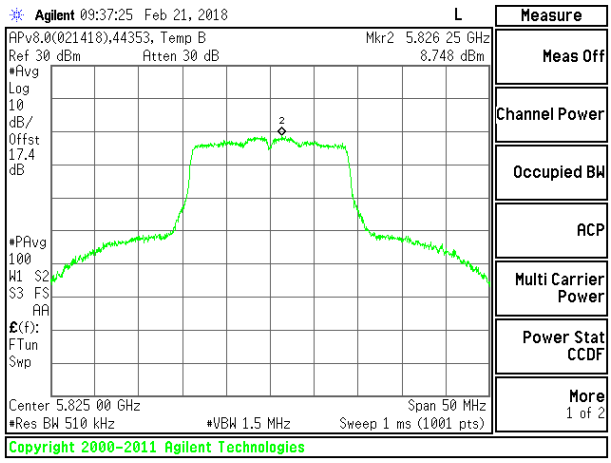

HIGH CHANNEL

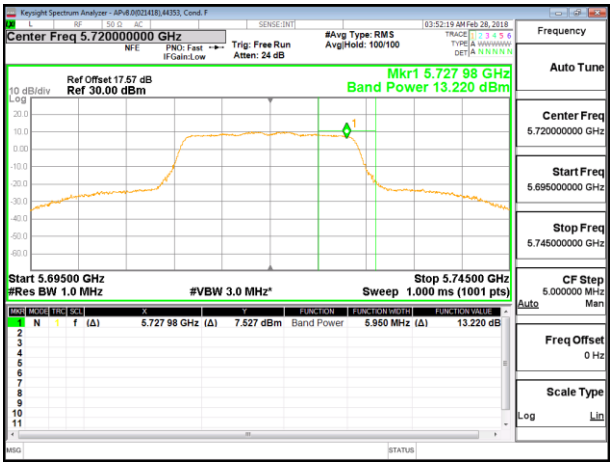

CHANNEL 144 POWER

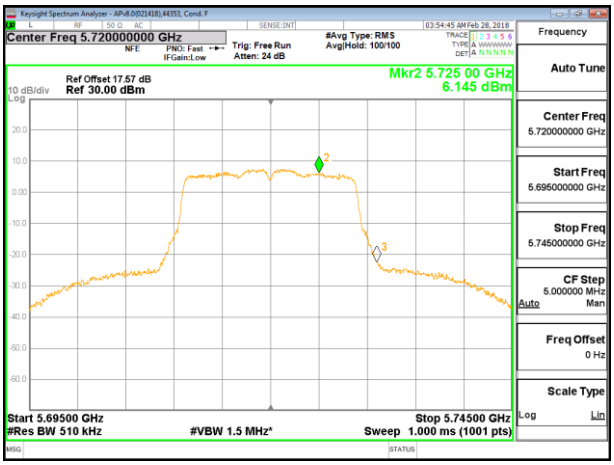

CHANNEL 144 PSD

UL VERIFICATION SERVICES INC.
47173 BENICIA STREET, FREMONT, CA 94538, USA TEL: (510) 771-1000 FAX: (510) 661-0888

This report shall not be reproduced except in full, without the written approval of UL Verification Services Inc.

2TX Antenna 6 + Antenna 5 CDD MODE

Antenna Gain and Limit

Channel	Frequency (MHz)	Min 26 dB BW (MHz)	Directional Gain For Power (dBi)	Directional Gain For PSD (dBi)	Power Limit (dBm)	PSD Limit (dBm/ 1MHz)
Low	5745	21.60	-3.61	-0.76	30.00	30.00
Mid	5785	21.70	-3.61	-0.76	30.00	30.00
High	5825	21.55	-3.61	-0.76	30.00	30.00
144	5720	21.70	-3.61	-0.76	30.00	30.00

Duty Cycle CF (dB)	0.00	**Included in Calculations of Corr'd Power (CH 144) & PSD**

Output Power Results

Channel	Frequency (MHz)	Ant 6 Meas Power (dBm)	Ant 5 Meas Power (dBm)	Total Corr'd Power (dBm)	Power Limit (dBm)	Power Margin (dB)
Low	5745	21.79	22.29	25.06	30.00	-4.94
Mid	5785	21.90	22.45	25.19	30.00	-4.81
High	5825	21.88	22.38	25.15	30.00	-4.85
144	5720	10.22	10.26	13.25	30.00	-16.75

PSD Results

Channel	Frequency (MHz)	Ant 6 Meas PSD (dBm/ 1MHz)	Ant 5 Meas PSD (dBm/ 1MHz)	Total Corr'd PSD (dBm/ 1MHz)	PSD Limit (dBm/ 1MHz)	PSD Margin (dB)
Low	5745	8.50	8.34	11.43	30.00	-18.57
Mid	5785	8.61	8.94	11.79	30.00	-18.21
High	5825	8.48	8.79	11.64	30.00	-18.36
144	5720	2.56	2.85	5.72	30.00	-24.28

UL VERIFICATION SERVICES INC.
47173 BENICIA STREET, FREMONT, CA 94538, USA TEL: (510) 771-1000 FAX: (510) 661-0888
This report shall not be reproduced except in full, without the written approval of UL Verification Services Inc.

LOW CHANNEL

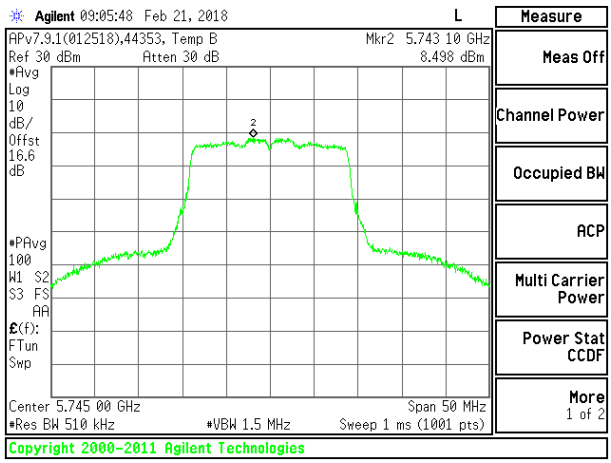

LOW CHANNEL ANTENNA 6

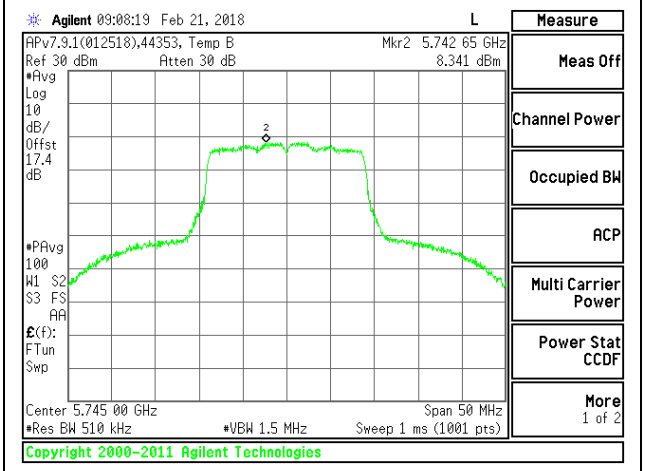

LOW CHANNEL ANTENNA 5

MID CHANNEL

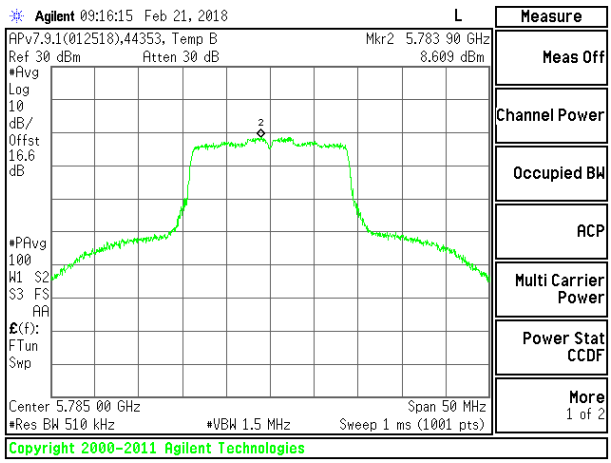

MID CHANNEL ANTENNA 6

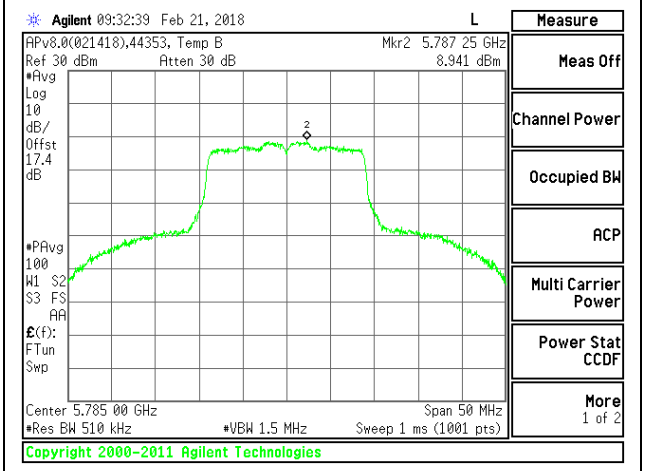

MID CHANNEL ANTENNA 5

HIGH CHANNEL

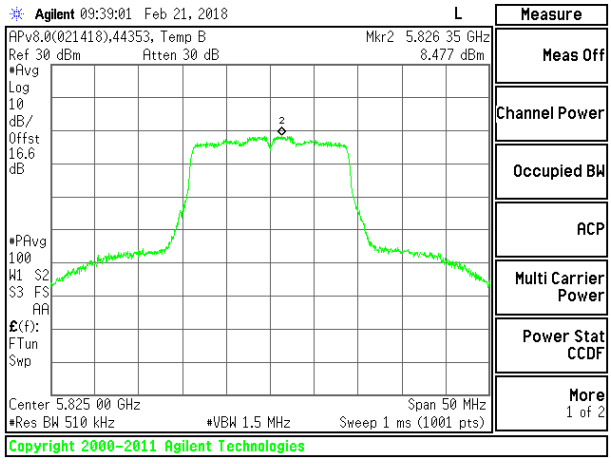

HIGH CHANNEL ANTENNA 6

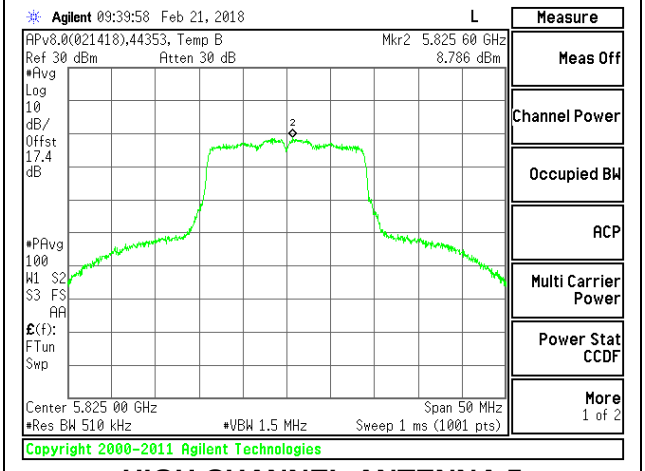

HIGH CHANNEL ANTENNA 5

UL VERIFICATION SERVICES INC.
47173 BENICIA STREET, FREMONT, CA 94538, USA TEL: (510) 771-1000 FAX: (510) 661-0888
This report shall not be reproduced except in full, without the written approval of UL Verification Services Inc.

CHANNEL 144

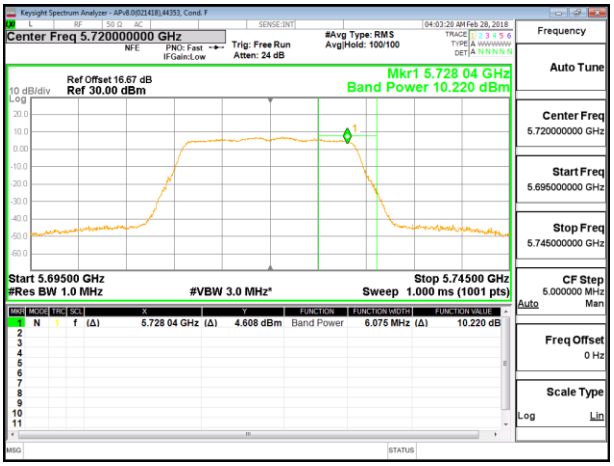

CHANNEL 144 ANTENNA 6 POWER

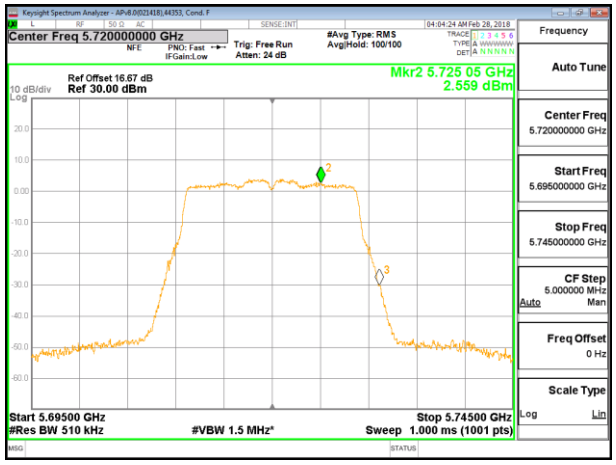

CHANNEL 144 ANTENNA 6 PSD

CHANNEL 144 ANTENNA 5 POWER

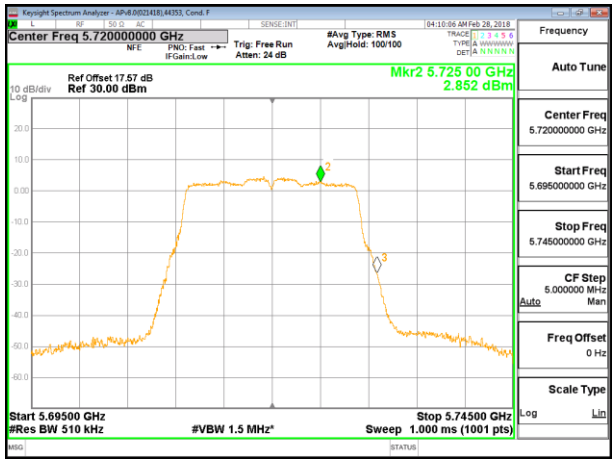

CHANNEL 144 ANTENNA 5 PSD

UL VERIFICATION SERVICES INC.
47173 BENICIA STREET, FREMONT, CA 94538, USA TEL: (510) 771-1000 FAX: (510) 661-0888
This report shall not be reproduced except in full, without the written approval of UL Verification Services Inc.

8.5.11. 802.11n HT40 MODE IN THE 5.8 GHz BAND

1TX Antenna 6 MODE

Antenna Gain and Limit

Channel	Frequency (MHz)	Min 26 dB BW (MHz)	Directional Gain (dBi)	Power Limit (dBm)	PSD Limit (dBm/ 1MHz)
Low	5755	40.70	-2.20	30.00	30.00
High	5795	40.60	-2.20	30.00	30.00
142	5710	40.90	-2.20	30.00	30.00

Duty Cycle CF (dB)	0.09	**Included in Calculations of Corr'd Power (CH 142) & PSD**

Output Power Results

Channel	Frequency (MHz)	Ant 6 Meas Power (dBm)	Total Corr'd Power (dBm)	Power Limit (dBm)	Power Margin (dB)
Low	5755	21.87	21.87	30.00	-8.13
High	5795	21.80	21.80	30.00	-8.20
142	5710	7.97	8.06	30.00	-21.94

PSD Results

Channel	Frequency (MHz)	Ant 6 Meas PSD (dBm)	Total Corr'd PSD (dBm)	PSD Limit (dBm)	PSD Margin (dB)
Low	5755	5.84	5.93	30.00	-24.07
High	5795	5.75	5.84	30.00	-24.16
142	5710	0.95	1.04	30.00	-28.96

UL VERIFICATION SERVICES INC.
47173 BENICIA STREET, FREMONT, CA 94538, USA TEL: (510) 771-1000 FAX: (510) 661-0888
This report shall not be reproduced except in full, without the written approval of UL Verification Services Inc.

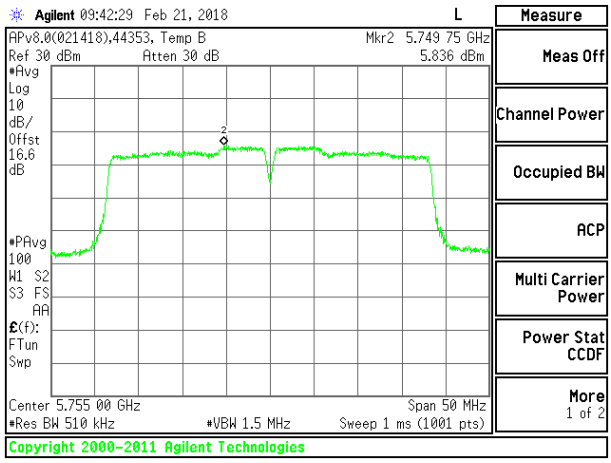

LOW CHANNEL

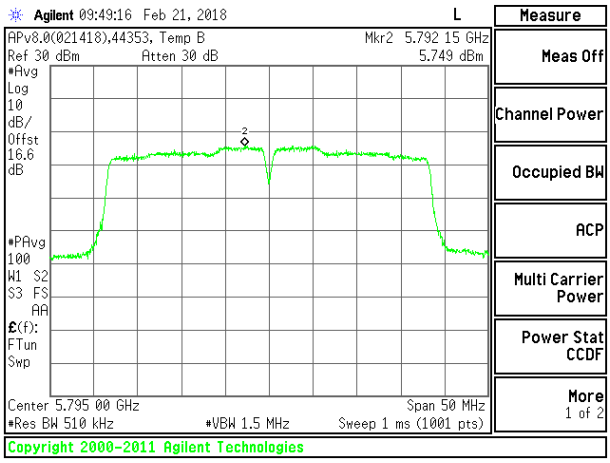

HIGH CHANNEL

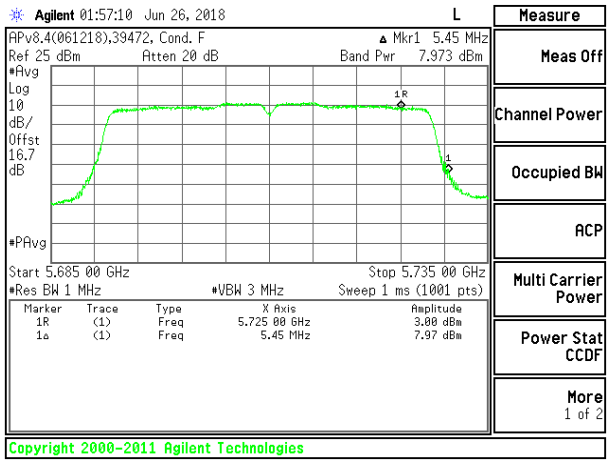

CHANNEL 142 POWER

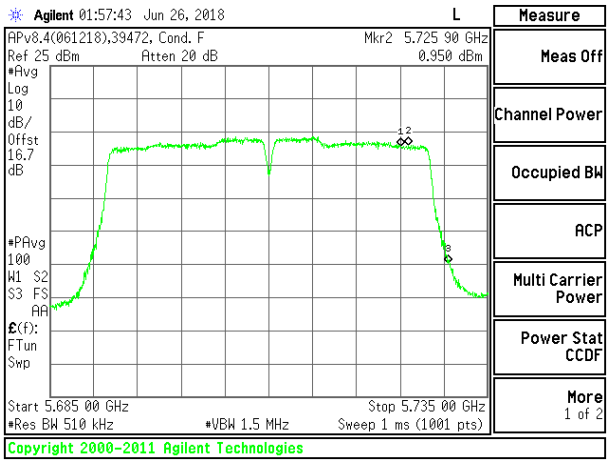

CHANNEL 142 PSD

UL VERIFICATION SERVICES INC.
47173 BENICIA STREET, FREMONT, CA 94538, USA TEL: (510) 771-1000 FAX: (510) 661-0888
This report shall not be reproduced except in full, without the written approval of UL Verification Services Inc.

1TX Antenna 5 MODE

Antenna Gain and Limit

Channel	Frequency (MHz)	Min 26 dB BW (MHz)	Directional Gain (dBi)	Power Limit (dBm)	PSD Limit (dBm/ 1MHz)
Low	5755	40.50	-5.70	30.00	30.00
High	5795	40.80	-5.70	30.00	30.00
142	5710	40.60	-5.70	30.00	30.00

Duty Cycle CF (dB)	0.09	**Included in Calculations of Corr'd Power (CH 142) & PSD**

Output Power Results

Channel	Frequency (MHz)	Ant 5 Meas Power (dBm)	Total Corr'd Power (dBm)	Power Limit (dBm)	Power Margin (dB)
Low	5755	21.82	21.82	30.00	-8.18
High	5795	21.85	21.85	30.00	-8.15
142	5710	9.55	9.64	30.00	-20.36

PSD Results

Channel	Frequency (MHz)	Ant 5 Meas PSD (dBm)	Total Corr'd PSD (dBm)	PSD Limit (dBm)	PSD Margin (dB)
Low	5755	5.61	5.70	30.00	-24.30
High	5795	5.80	5.89	30.00	-24.11
142	5710	2.53	2.62	30.00	-27.38

UL VERIFICATION SERVICES INC.
47173 BENICIA STREET, FREMONT, CA 94538, USA TEL: (510) 771-1000 FAX: (510) 661-0888
This report shall not be reproduced except in full, without the written approval of UL Verification Services Inc.

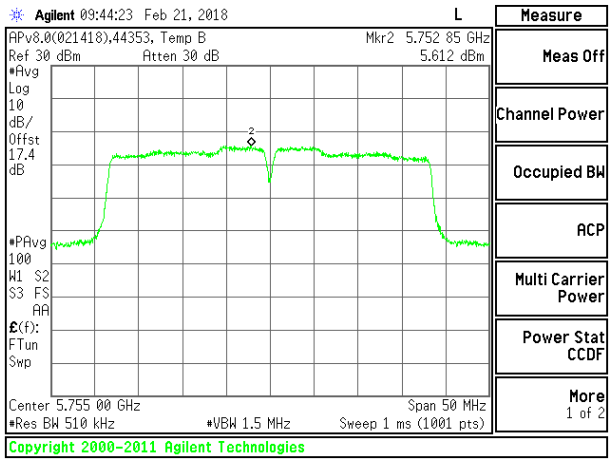

LOW CHANNEL

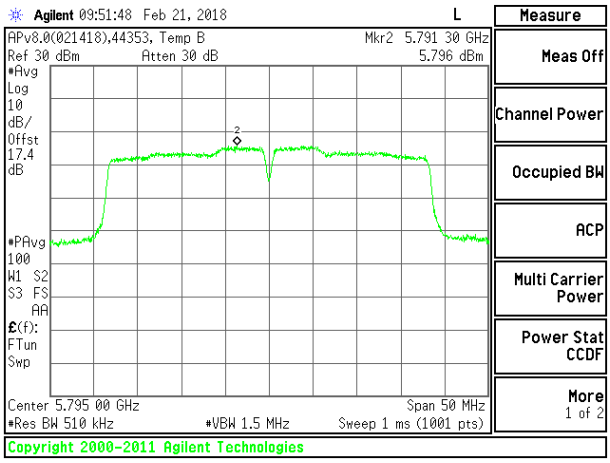

HIGH CHANNEL

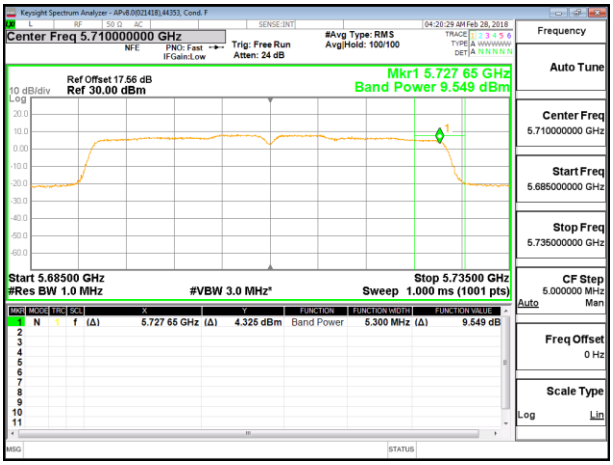

CHANNEL 142 POWER

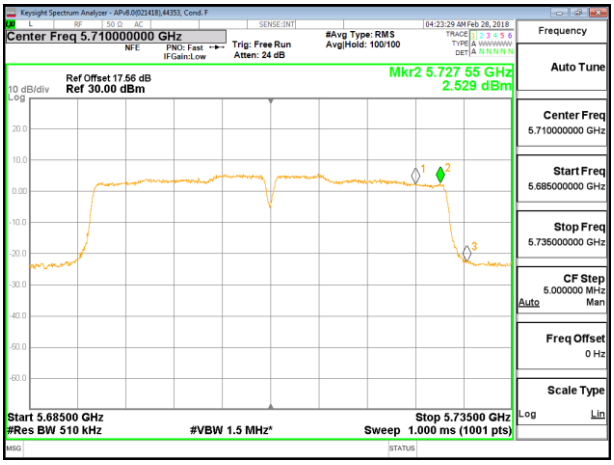

CHANNEL 142 PSD

UL VERIFICATION SERVICES INC.
47173 BENICIA STREET, FREMONT, CA 94538, USA TEL: (510) 771-1000 FAX: (510) 661-0888
This report shall not be reproduced except in full, without the written approval of UL Verification Services Inc.

2TX Antenna 6 + Antenna 5 CDD MODE

Antenna Gain and Limit

Channel	Frequency (MHz)	Min 26 dB BW (MHz)	Directional Gain For Power (dBi)	Directional Gain For PSD (dBi)	Power Limit (dBm)	PSD Limit (dBm/ 1MHz)
Low	5755	40.20	-3.61	-0.76	30.00	30.00
High	5795	40.20	-3.61	-0.76	30.00	30.00
142	5710	40.20	-3.61	-0.76	30.00	30.00

Duty Cycle CF (dB)	0.09	**Included in Calculations of Corr'd Power (CH 142) & PSD**

Output Power Results

Channel	Frequency (MHz)	Ant 6 Meas Power (dBm)	Ant 5 Meas Power (dBm)	Total Corr'd Power (dBm)	Power Limit (dBm)	Power Margin (dB)
Low	5755	21.86	21.82	24.85	30.00	-5.15
High	5795	21.91	21.93	24.93	30.00	-5.07
142	5710	7.50	7.49	10.59	30.00	-19.41

PSD Results

Channel	Frequency (MHz)	Ant 6 Meas PSD (dBm/ 1MHz)	Ant 5 Meas PSD (dBm/ 1MHz)	Total Corr'd PSD (dBm/ 1MHz)	PSD Limit (dBm/ 1MHz)	PSD Margin (dB)
Low	5755	5.88	5.69	8.89	30.00	-21.11
High	5795	5.93	5.96	9.04	30.00	-20.96
142	5710	0.55	0.43	3.59	30.00	-26.41

UL VERIFICATION SERVICES INC.
47173 BENICIA STREET, FREMONT, CA 94538, USA TEL: (510) 771-1000 FAX: (510) 661-0888
This report shall not be reproduced except in full, without the written approval of UL Verification Services Inc.

LOW CHANNEL

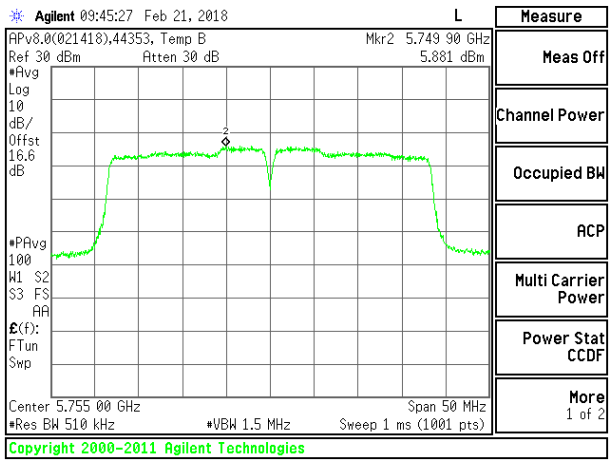

LOW CHANNEL ANTENNA 6

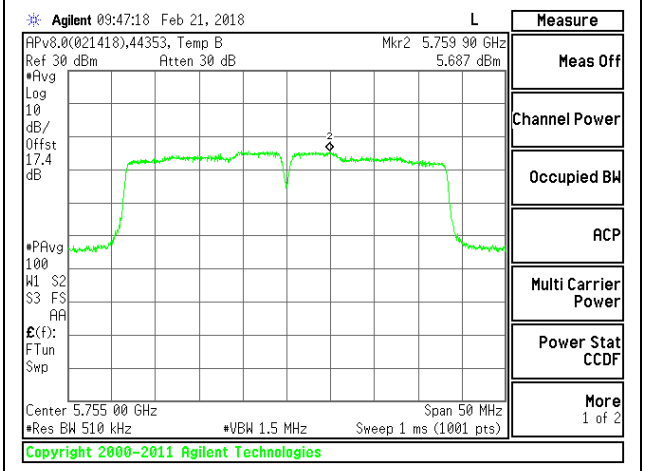

LOW CHANNEL ANTENNA 5

HIGH CHANNEL

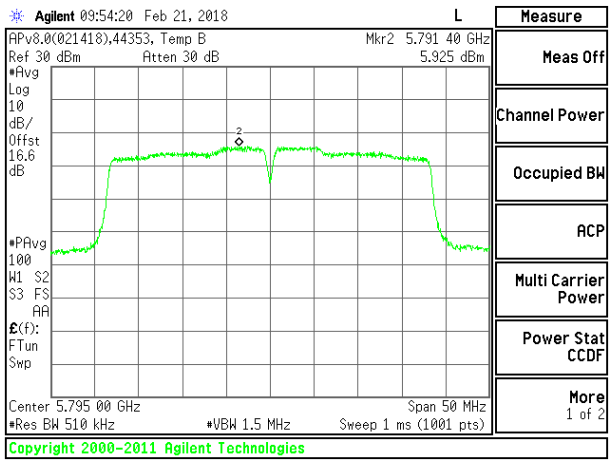

HIGH CHANNEL ANTENNA 6

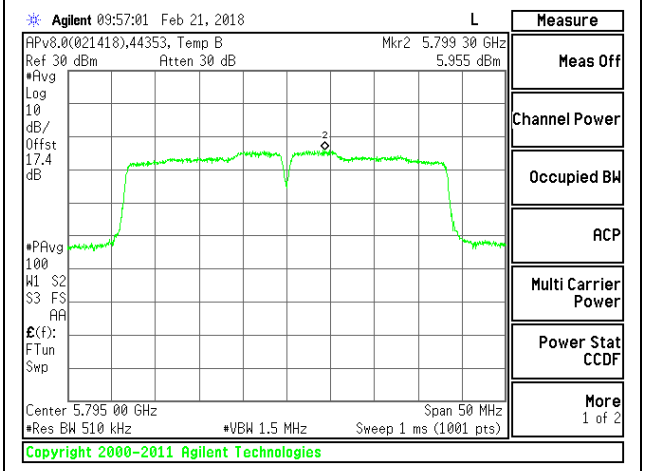

HIGH CHANNEL ANTENNA 5

UL VERIFICATION SERVICES INC.
47173 BENICIA STREET, FREMONT, CA 94538, USA TEL: (510) 771-1000 FAX: (510) 661-0888
This report shall not be reproduced except in full, without the written approval of UL Verification Services Inc.

CHANNEL 142

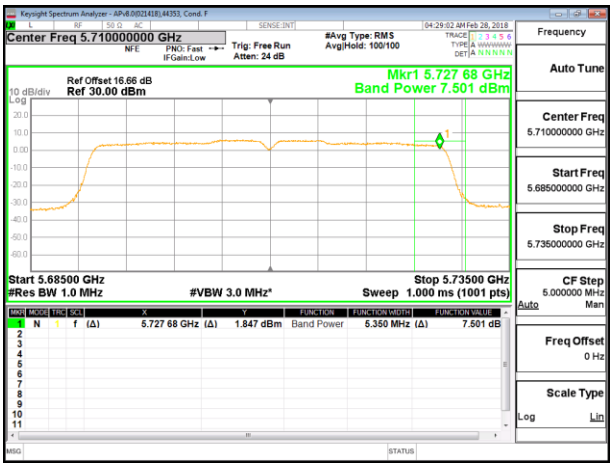

CHANNEL 142 ANTENNA 6 POWER

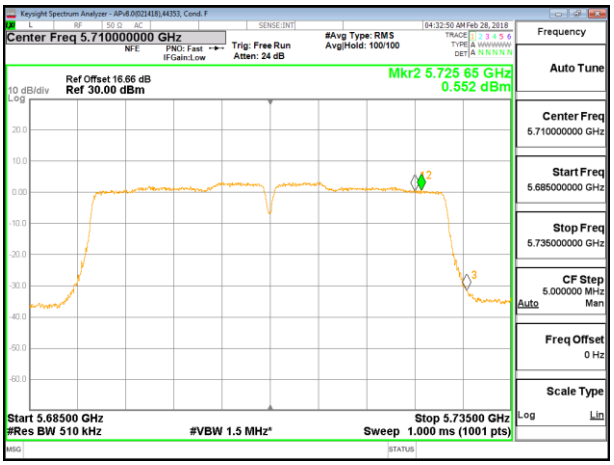

CHANNEL 142 ANTENNA 6 PSD

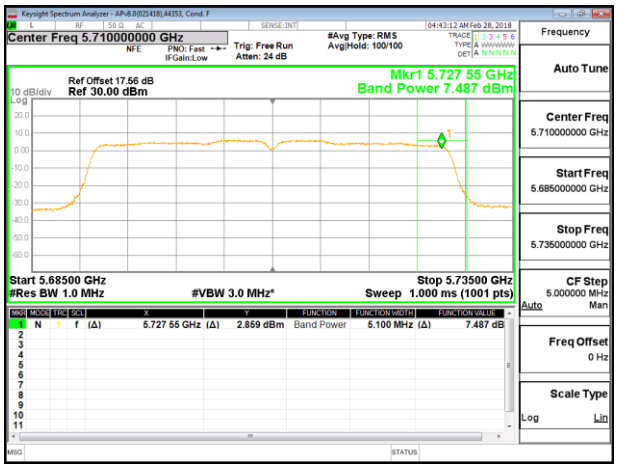

CHANNEL 142 ANTENNA 5 POWER

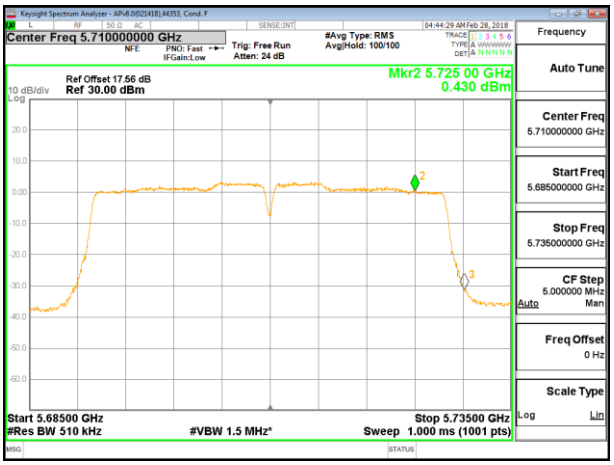

CHANNEL 142 ANTENNA 5 PSD

UL VERIFICATION SERVICES INC.
47173 BENICIA STREET, FREMONT, CA 94538, USA TEL: (510) 771-1000 FAX: (510) 661-0888
This report shall not be reproduced except in full, without the written approval of UL Verification Services Inc.

8.5.12. 802.11ac VHT80 MODE IN THE 5.8 GHz BAND

1TX Antenna 6 MODE

Antenna Gain and Limit

Channel	Frequency (MHz)	Min 26 dB BW (MHz)	Directional Gain (dBi)	Power Limit (dBm)	PSD Limit (dBm/ 1MHz)
Mid	5775	82.80	-2.20	30.00	30.00
138	5690	82.80	-2.20	30.00	30.00

Duty Cycle CF (dB)	0.19	**Included in Calculations of Corr'd Power (CH 138) & PSD**

Output Power Results

Channel	Frequency (MHz)	Ant 6 Meas Power (dBm)	Total Corr'd Power (dBm)	Power Limit (dBm)	Power Margin (dB)
Mid	5775	21.68	21.68	30.00	-8.32
138	5690	4.20	4.39	30.00	-25.61

PSD Results

Channel	Frequency (MHz)	Ant 6 Meas PSD (dBm/ 1MHz)	Total Corr'd PSD (dBm/ 1MHz)	PSD Limit (dBm/ 1MHz)	PSD Margin (dB)
Mid	5775	2.787	2.977	30.00	-27.02
138	5690	-2.616	-2.426	30.00	-32.43

UL VERIFICATION SERVICES INC.
47173 BENICIA STREET, FREMONT, CA 94538, USA TEL: (510) 771-1000 FAX: (510) 661-0888
This report shall not be reproduced except in full, without the written approval of UL Verification Services Inc.

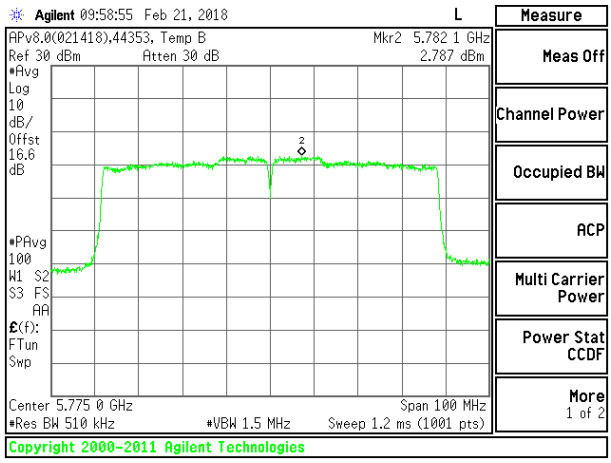

MID CHANNEL

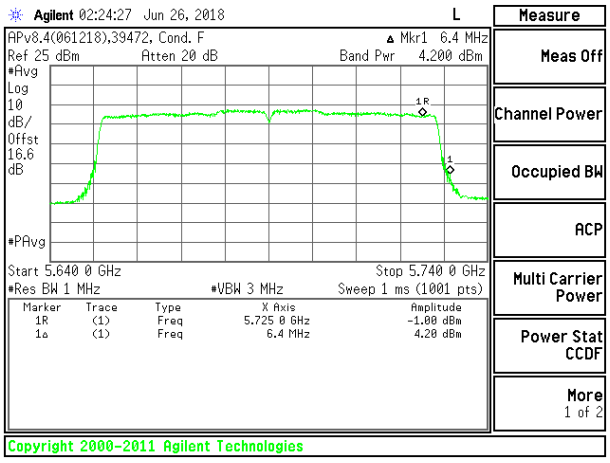

CHANNEL 138 POWER

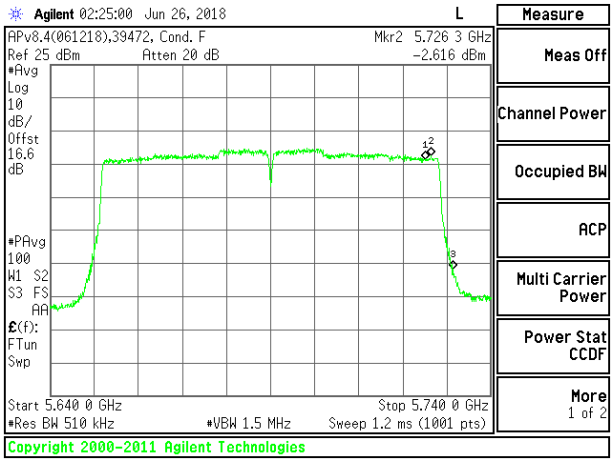

CHANNEL 138 PSD

UL VERIFICATION SERVICES INC.
47173 BENICIA STREET, FREMONT, CA 94538, USA TEL: (510) 771-1000 FAX: (510) 661-0888
This report shall not be reproduced except in full, without the written approval of UL Verification Services Inc.

1TX Antenna 5 MODE

Antenna Gain and Limit

Channel	Frequency (MHz)	Min 26 dB BW (MHz)	Directional Gain (dBi)	Power Limit (dBm)	PSD Limit (dBm/ 1MHz)
Mid	5775	83.00	-5.70	30.00	30.00
138	5690	83.00	-5.70	30.00	30.00

Duty Cycle CF (dB)	0.19	**Included in Calculations of Corr'd Power (CH 138) & PSD**

Output Power Results

Channel	Frequency (MHz)	Ant 5 Meas Power (dBm)	Total Corr'd Power (dBm)	Power Limit (dBm)	Power Margin (dB)
Mid	5775	21.74	21.74	30.00	-8.26
138	5690	5.44	5.63	30.00	-24.37

PSD Results

Channel	Frequency (MHz)	Ant 5 Meas PSD (dBm/ 1MHz)	Total Corr'd PSD (dBm/ 1MHz)	PSD Limit (dBm/ 1MHz)	PSD Margin (dB)
Mid	5775	2.95	3.14	30.00	-26.87
138	5690	-1.65	-1.46	30.00	-31.46

UL VERIFICATION SERVICES INC.
47173 BENICIA STREET, FREMONT, CA 94538, USA TEL: (510) 771-1000 FAX: (510) 661-0888
This report shall not be reproduced except in full, without the written approval of UL Verification Services Inc.

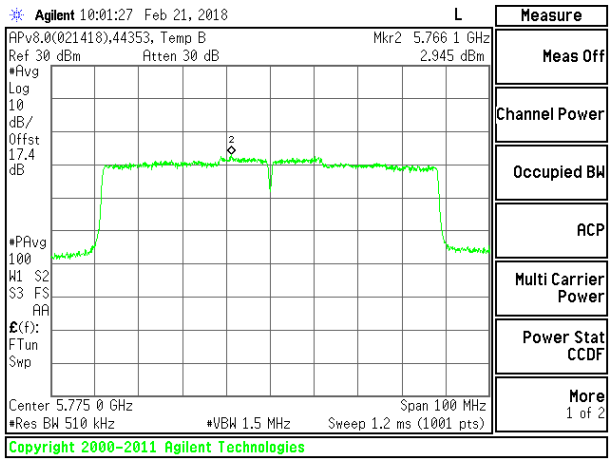

MID CHANNEL

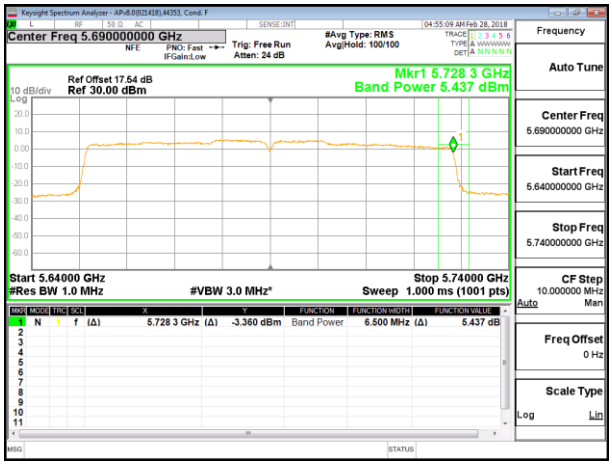

CHANNEL 138 POWER

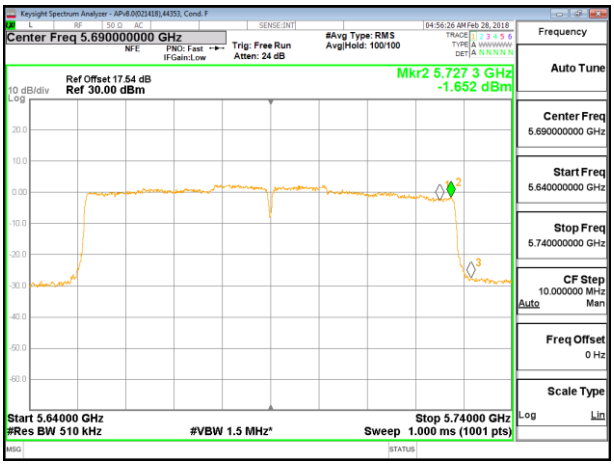

CHANNEL 138 PSD

UL VERIFICATION SERVICES INC.
47173 BENICIA STREET, FREMONT, CA 94538, USA TEL: (510) 771-1000 FAX: (510) 661-0888
This report shall not be reproduced except in full, without the written approval of UL Verification Services Inc.

2TX Antenna 6 + Antenna 5 CDD MODE

Antenna Gain and Limit

Channel	Frequency (MHz)	Min 26 dB BW (MHz)	Directional Gain For Power (dBi)	Directional Gain For PSD (dBi)	Power Limit (dBm)	PSD Limit (dBm/ 1MHz)
Mid	5775	83.00	-3.61	-0.76	30.00	30.00
138	5690	82.00	-3.61	-0.76	30.00	30.00

Duty Cycle CF (dB)	0.19	**Included in Calculations of Corr'd Power (CH 138) & PSD**

Output Power Results

Channel	Frequency (MHz)	Ant 6 Meas Power (dBm)	Ant 5 Meas Power (dBm)	Total Corr'd Power (dBm)	Power Limit (dBm)	Power Margin (dB)
Mid	5775	21.83	21.80	24.83	30.00	-5.17
138	5690	4.41	5.13	7.99	30.00	-22.01

PSD Results

Channel	Frequency (MHz)	Ant 6 Meas PSD (dBm/ 1MHz)	Ant 5 Meas PSD (dBm/ 1MHz)	Total Corr'd PSD (dBm/ 1MHz)	PSD Limit (dBm/ 1MHz)	PSD Margin (dB)
Mid	5775	2.57	2.47	5.72	30.00	-24.28
138	5690	-2.69	-1.61	1.09	30.00	-28.91

UL VERIFICATION SERVICES INC.
47173 BENICIA STREET, FREMONT, CA 94538, USA TEL: (510) 771-1000 FAX: (510) 661-0888
This report shall not be reproduced except in full, without the written approval of UL Verification Services Inc.

MID CHANNEL

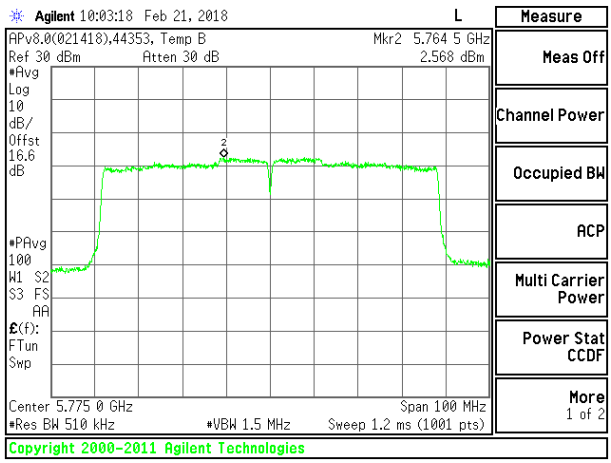

MID CHANNEL ANTENNA 6

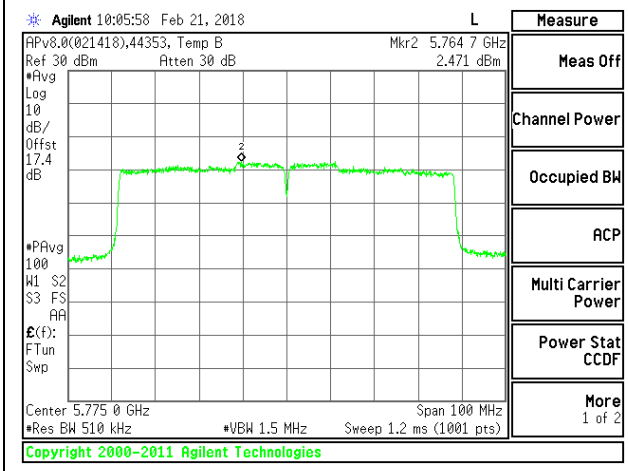

MID CHANNEL ANTENNA 5

CHANNEL 138

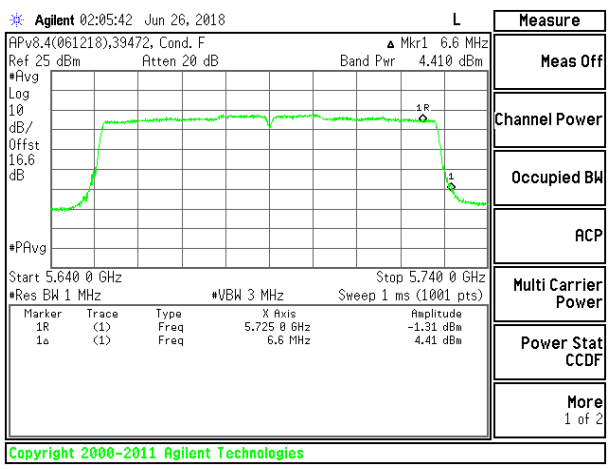

CHANNEL 138 ANTENNA 6 POWER

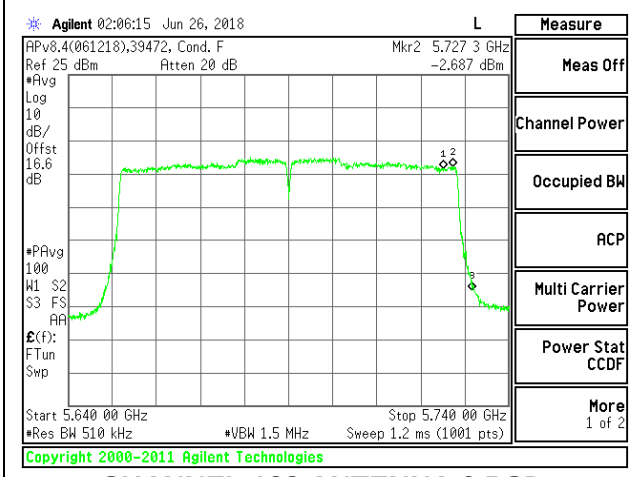

CHANNEL 138 ANTENNA 6 PSD

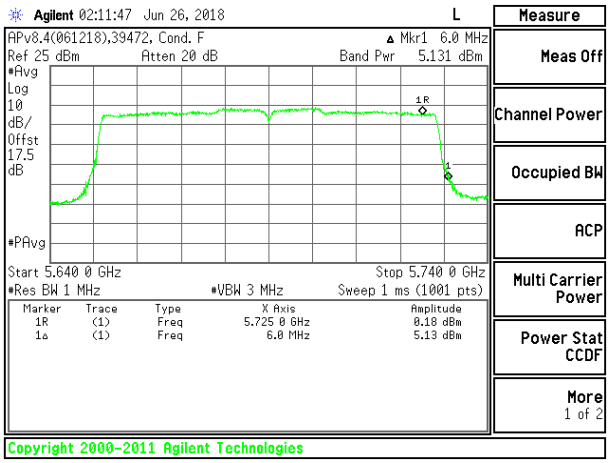

CHANNEL 138 ANTENNA 5 POWER

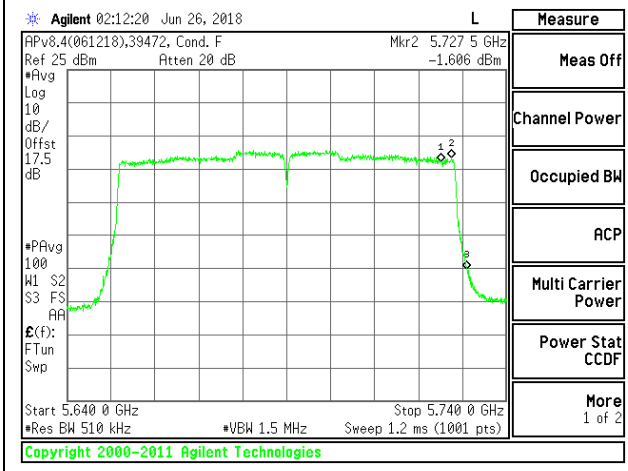

CHANNEL 138 ANTENNA 5 PSD

UL VERIFICATION SERVICES INC.
47173 BENICIA STREET, FREMONT, CA 94538, USA TEL: (510) 771-1000 FAX: (510) 661-0888
This report shall not be reproduced except in full, without the written approval of UL Verification Services Inc.

9. RADIATED TEST RESULTS

LIMITS

FCC §15.205 and §15.209

Frequency Range (MHz)	Field Strength Limit (uV/m) at 3 m	Field Strength Limit (dBuV/m) at 3 m
0.009-0.490	2400/F(kHz) @ 300 m	-
0.490-1.705	24000/F(kHz) @ 30 m	-
1.705 - 30	30 @ 30m	-
30 - 88	100	40
88 - 216	150	43.5
216 - 960	200	46
Above 960	500	54

TEST PROCEDURE

The EUT is placed on a non-conducting table 80 cm above the ground plane for measurement below 1GHz; 1.5 m above the ground plane for measurement above 1GHz. The antenna to EUT distance is 3 meters. The EUT is configured in accordance with ANSI C63.10. The EUT is set to transmit in a continuous mode.

For measurements below 1 GHz the resolution bandwidth is set to 100 kHz for peak detection measurements or 120 kHz for quasi-peak detection measurements. Peak detection is used unless otherwise noted as quasi-peak.

For pre-scans above 1 GHz the resolution bandwidth is set to 1 MHz; the video bandwidth is set to 30 KHz for peak measurements.

For final measurements above 1 GHz the resolution bandwidth is set to 1 MHz; the video bandwidth is set to 3 MHz for peak measurements and as applicable for average measurements.

The spectrum from 30 MHz to 1GHz and 18GHz to 40 GHz is investigated with the transmitter set to transmit at the channel with highest output power as worst-case scenario. 1GHz to 18GHz was set to the lowest, middle, and highest channels in the 5 GHz bands.

The frequency range of interest is monitored at a fixed antenna height and EUT azimuth. The EUT is rotated through 360 degrees to maximize emissions received. The antenna is scanned from 1 to 4 meters above the ground plane to further maximize the emission. Measurements are made with the antenna polarized in both the vertical and the horizontal positions.

UL VERIFICATION SERVICES INC.
47173 BENICIA STREET, FREMONT, CA 94538, USA TEL: (510) 771-1000 FAX: (510) 661-0888
This report shall not be reproduced except in full, without the written approval of UL Verification Services Inc.

9.1. TRANSMITTER ABOVE 1 GHz

9.1.1. TX ABOVE 1 GHz 802.11n HT20 MODE IN THE 5.2 GHz BAND

1TX Antenna 6 MODE

BANDEDGE (LOW CHANNEL)

HORIZONTAL RESULT

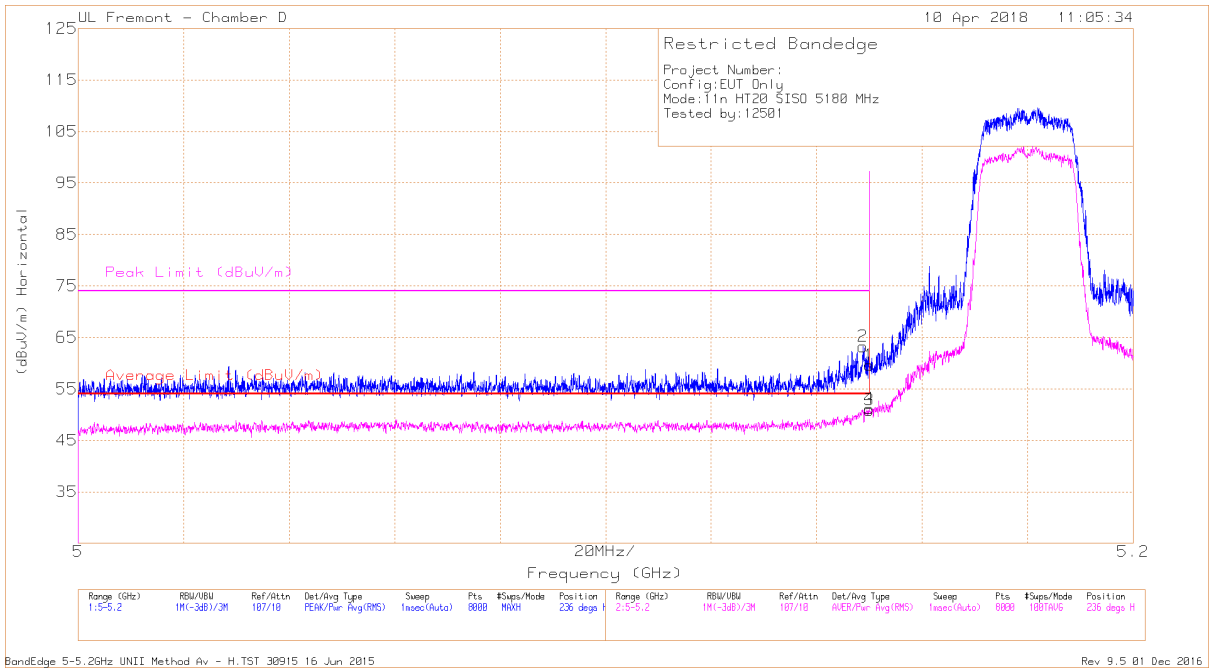

Marker	Frequency (GHz)	Meter Reading (dBuV)	Det	AF T136 (dB/m)	Amp/Cbl/Fltr/Pad (dB)	Corrected Reading (dBuV/m)	Average Limit (dBuV/m)	Margin (dB)	Peak Limit (dBuV/m)	PK Margin (dB)	Azimuth (Degs)	Height (cm)	Polarity
1	* 5.15	43.02	Pk	34.6	-18	59.62	-	-	74	-14.38	236	137	H
2	* 5.149	46.63	Pk	34.6	-18	63.23	-	-	74	-10.77	236	137	H
3	* 5.15	34.3	RMS	34.6	-18	50.9	54	-3.1	-	-	236	137	H
4	* 5.15	34.59	RMS	34.6	-18	51.19	54	-2.81	-	-	236	137	H

* - indicates frequency in CFR47 Pt 15 / IC RSS-Restricted Band
Pk - Peak detector
RMS - RMS detection

UL VERIFICATION SERVICES INC.
47173 BENICIA STREET, FREMONT, CA 94538, USA TEL: (510) 771-1000 FAX: (510) 661-0888
This report shall not be reproduced except in full, without the written approval of UL Verification Services Inc.

VERTICAL RESULT

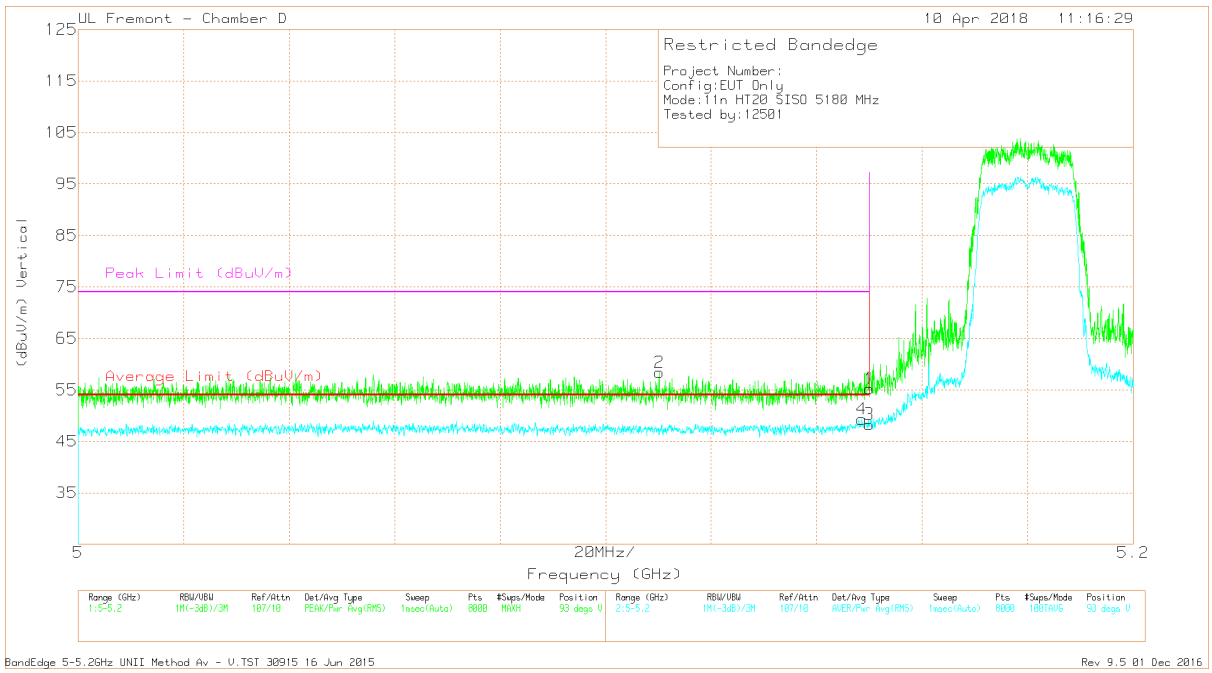

Marker	Frequency (GHz)	Meter Reading (dBuV)	Det	AF T136 (dB/m)	Amp/Cbl/Fltr/Pad (dB)	Corrected Reading (dBuV/m)	Average Limit (dBuV/m)	Margin (dB)	Peak Limit (dBuV/m)	PK Margin (dB)	Azimuth (Degs)	Height (cm)	Polarity
1	* 5.15	38.63	Pk	34.6	-18	55.23	-	-	74	-18.77	93	246	V
2	* 5.11	41.76	Pk	34.6	-18	58.36	-	-	74	-15.64	93	246	V
3	* 5.15	31.68	RMS	34.6	-18	48.28	54	-5.72	-	-	93	246	V
4	* 5.149	32.7	RMS	34.6	-18	49.3	54	-4.7	-	-	93	246	V

* - indicates frequency in CFR47 Pt 15 / IC RSS-Restricted Band
Pk - Peak detector
RMS - RMS detection

UL VERIFICATION SERVICES INC.
47173 BENICIA STREET, FREMONT, CA 94538, USA TEL: (510) 771-1000 FAX: (510) 661-0888
This report shall not be reproduced except in full, without the written approval of UL Verification Services Inc.

1TX Antenna 5 MODE

BANDEDGE (LOW CHANNEL)

HORIZONTAL RESULT

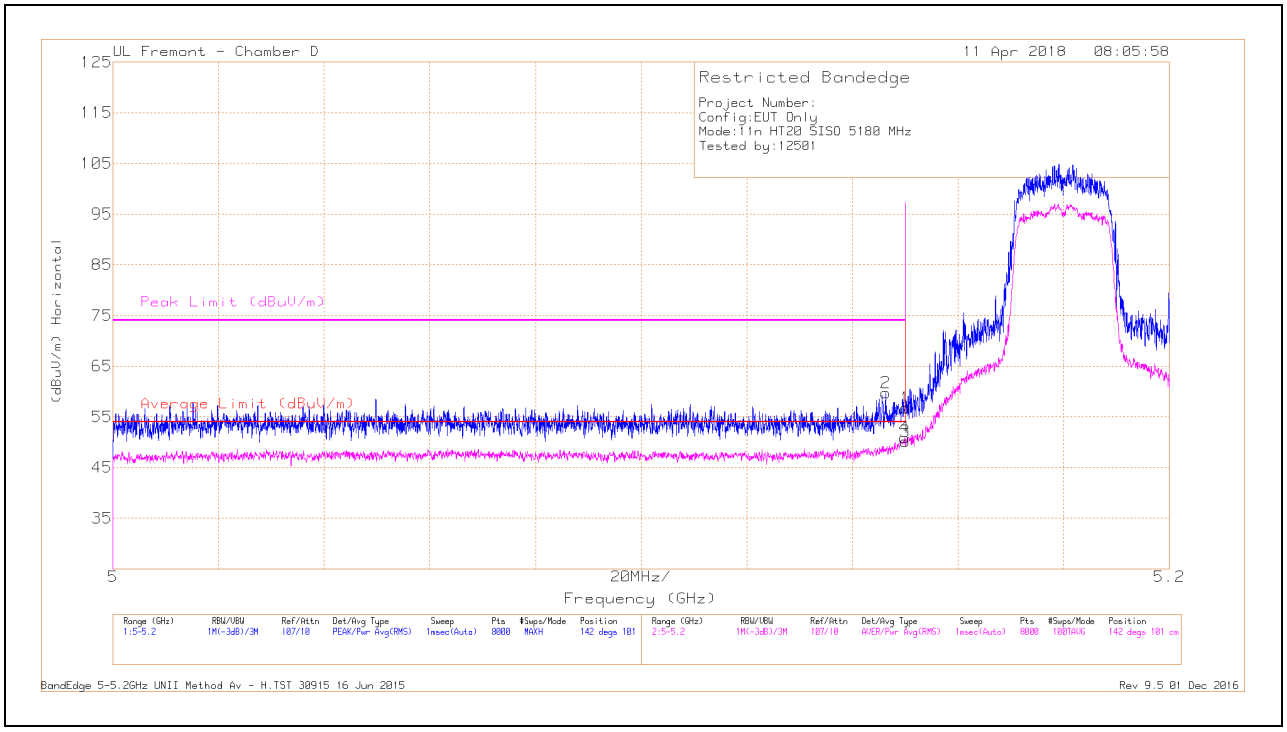

Marker	Frequency (GHz)	Meter Reading (dBuV)	Det	AF T136 (dB/m)	Amp/Cbl/Fltr/Pad (dB)	Corrected Reading (dBuV/m)	Average Limit (dBuV/m)	Margin (dB)	Peak Limit (dBuV/m)	PK Margin (dB)	Azimuth (Degs)	Height (cm)	Polarity
1	* 5.15	40.1	Pk	34.6	-18	56.7	-	-	74	-17.3	142	101	H
2	* 5.146	43.11	Pk	34.6	-18	59.71	-	-	74	-14.29	142	101	H
3	* 5.15	33.56	RMS	34.6	-18	50.16	54	-3.84	-	-	142	101	H
4	* 5.15	34.34	RMS	34.6	-18	50.94	54	-3.06	-	-	142	101	H

* - indicates frequency in CFR47 Pt 15 / IC RSS-Restricted Band
Pk - Peak detector
RMS - RMS detection

UL VERIFICATION SERVICES INC.
47173 BENICIA STREET, FREMONT, CA 94538, USA TEL: (510) 771-1000 FAX: (510) 661-0888
This report shall not be reproduced except in full, without the written approval of UL Verification Services Inc.

VERTICAL RESULT

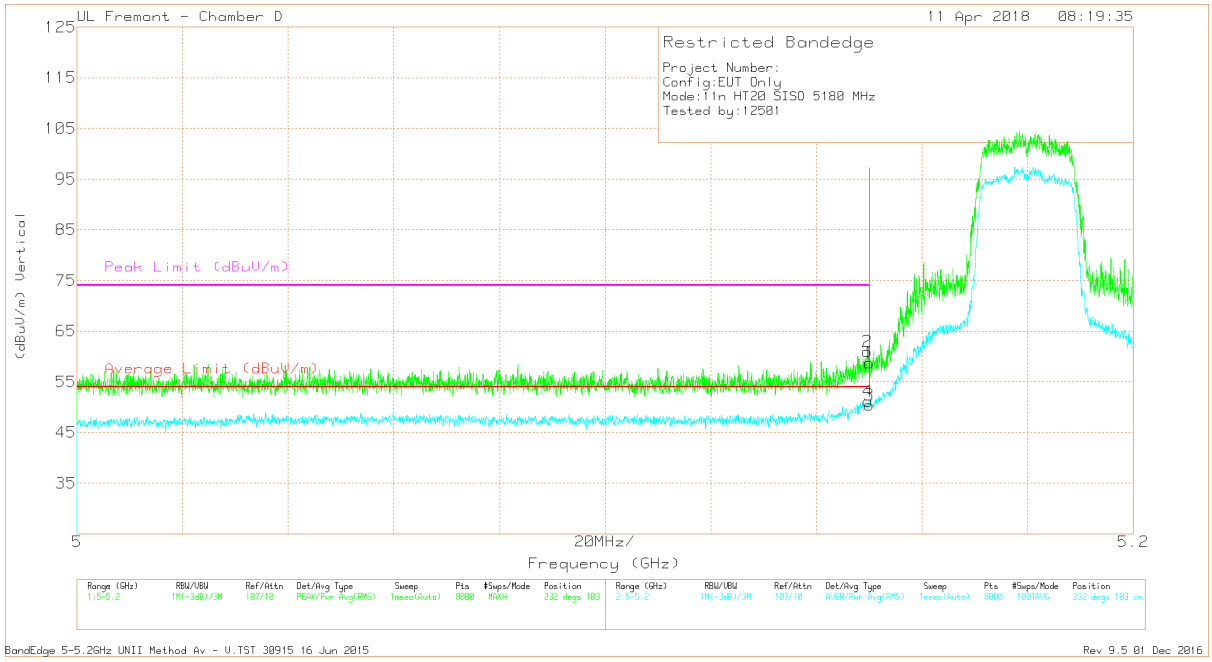

Marker	Frequency (GHz)	Meter Reading (dBuV)	Det	AF T136 (dB/m)	Amp/Cbl/Fltr/Pad (dB)	Corrected Reading (dBuV/m)	Average Limit (dBuV/m)	Margin (dB)	Peak Limit (dBuV/m)	PK Margin (dB)	Azimuth (Degs)	Height (cm)	Polarity
1	* 5.15	42.18	Pk	34.6	-18	58.78	-	-	74	-15.22	232	103	V
2	* 5.15	44.4	Pk	34.6	-18	61	-	-	74	-13	232	103	V
3	* 5.15	33.86	RMS	34.6	-18	50.46	54	-3.54	-	-	232	103	V
4	* 5.15	34.53	RMS	34.6	-18	51.13	54	-2.87	-	-	232	103	V

* - indicates frequency in CFR47 Pt 15 / IC RSS-Restricted Band
Pk - Peak detector
RMS - RMS detection

UL VERIFICATION SERVICES INC.
47173 BENICIA STREET, FREMONT, CA 94538, USA TEL: (510) 771-1000 FAX: (510) 661-0888
This report shall not be reproduced except in full, without the written approval of UL Verification Services Inc.

2TX Antenna 6 + Antenna 5 CDD MODE

BANDEDGE (LOW CHANNEL)

HORIZONTAL RESULT

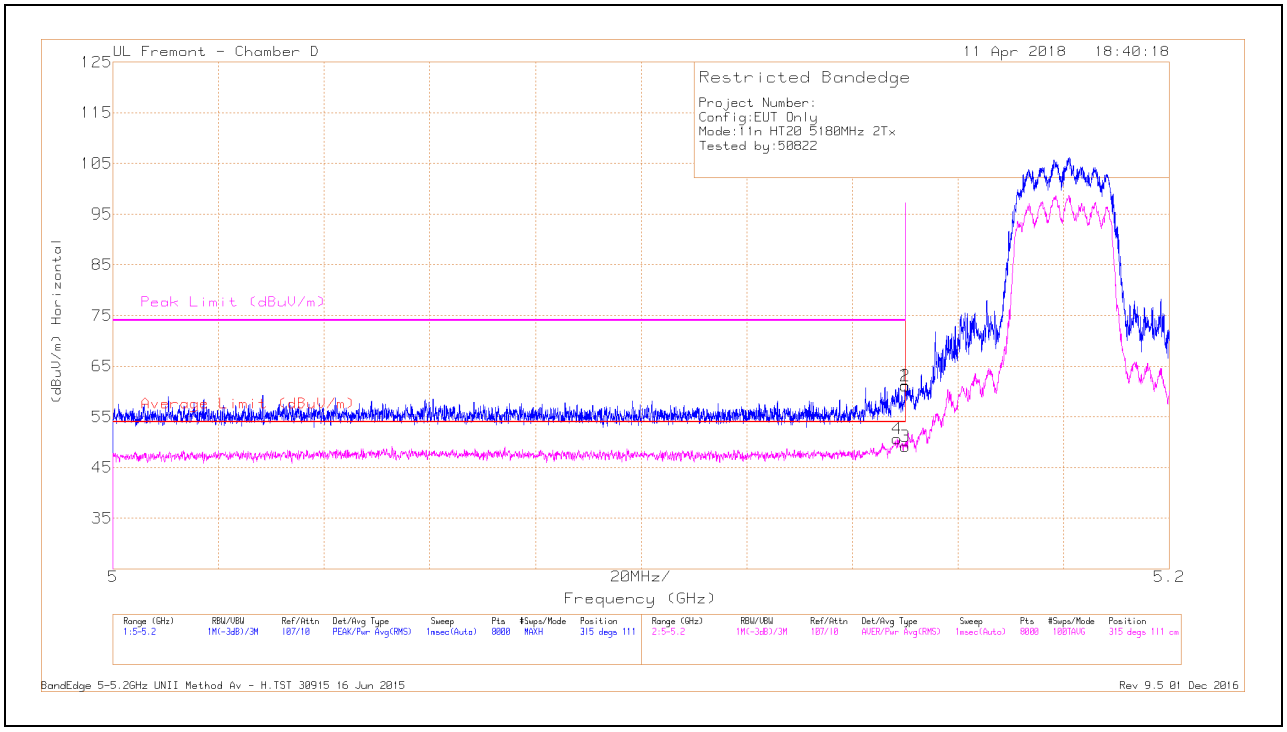

Marker	Frequency (GHz)	Meter Reading (dBuV)	Det	AF T136 (dB/m)	Amp/Cbl/Fltr/Pad (dB)	Corrected Reading (dBuV/m)	Average Limit (dBuV/m)	Margin (dB)	Peak Limit (dBuV/m)	PK Margin (dB)	Azimuth (Degs)	Height (cm)	Polarity
1	* 5.15	44.56	Pk	34.6	-18	61.16	-	-	74	-12.84	315	111	H
2	* 5.15	44.46	Pk	34.6	-18	61.06	-	-	74	-12.94	315	111	H
3	* 5.15	32.58	RMS	34.6	-18	49.18	54	-4.82	-	-	315	111	H
4	* 5.149	34.06	RMS	34.6	-18	50.66	54	-3.34	-	-	315	111	H

* - indicates frequency in CFR47 Pt 15 / IC RSS-Restricted Band
Pk - Peak detector
RMS - RMS detection

UL VERIFICATION SERVICES INC.
47173 BENICIA STREET, FREMONT, CA 94538, USA TEL: (510) 771-1000 FAX: (510) 661-0888
This report shall not be reproduced except in full, without the written approval of UL Verification Services Inc.

VERTICAL RESULT

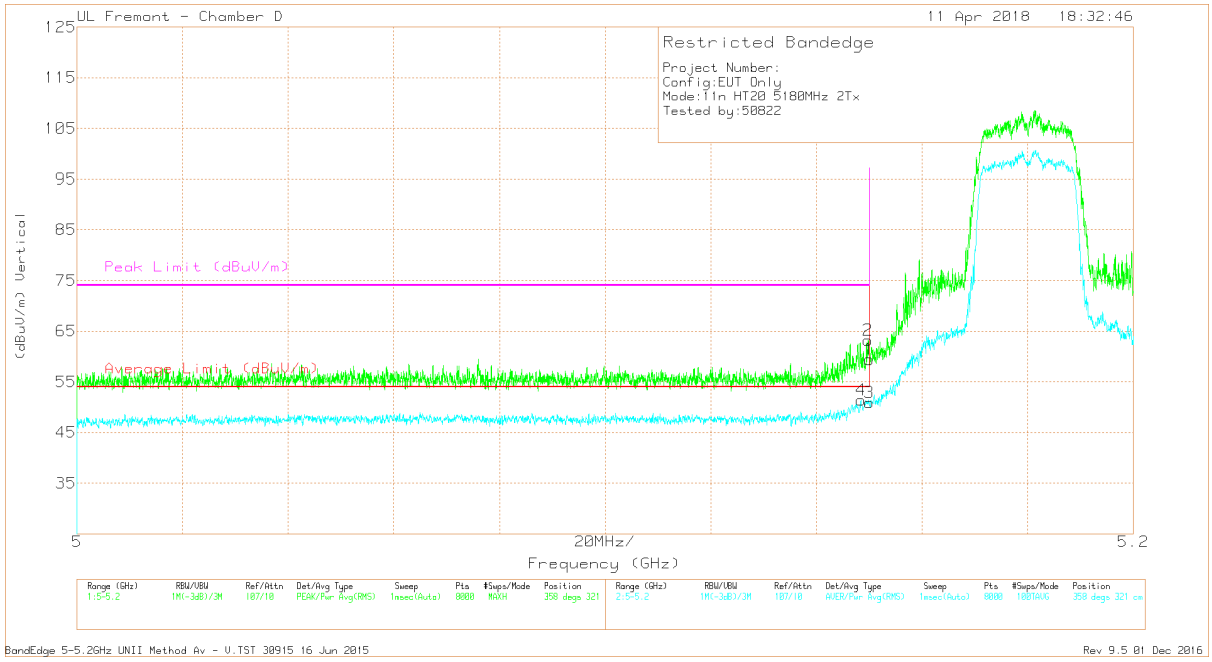

Marker	Frequency (GHz)	Meter Reading (dBuV)	Det	AF T136 (dB/m)	Amp/Cbl/Fltr/Pad (dB)	Corrected Reading (dBuV/m)	Average Limit (dBuV/m)	Margin (dB)	Peak Limit (dBuV/m)	PK Margin (dB)	Azimuth (Degs)	Height (cm)	Polarity
1	* 5.15	42.82	Pk	34.6	-18	59.42	-	-	74	-14.58	358	321	V
2	* 5.15	46.65	Pk	34.6	-18	63.25	-	-	74	-10.75	358	321	V
3	* 5.15	34.29	RMS	34.6	-18	50.89	54	-3.11	-	-	358	321	V
4	* 5.148	34.8	RMS	34.6	-18	51.4	54	-2.6	-	-	358	321	V

* - indicates frequency in CFR47 Pt 15 / IC RSS-Restricted Band
Pk - Peak detector
RMS - RMS detection

UL VERIFICATION SERVICES INC.
47173 BENICIA STREET, FREMONT, CA 94538, USA TEL: (510) 771-1000 FAX: (510) 661-0888
This report shall not be reproduced except in full, without the written approval of UL Verification Services Inc.

HARMONICS AND SPURIOUS EMISSIONS

LOW CHANNEL RESULTS

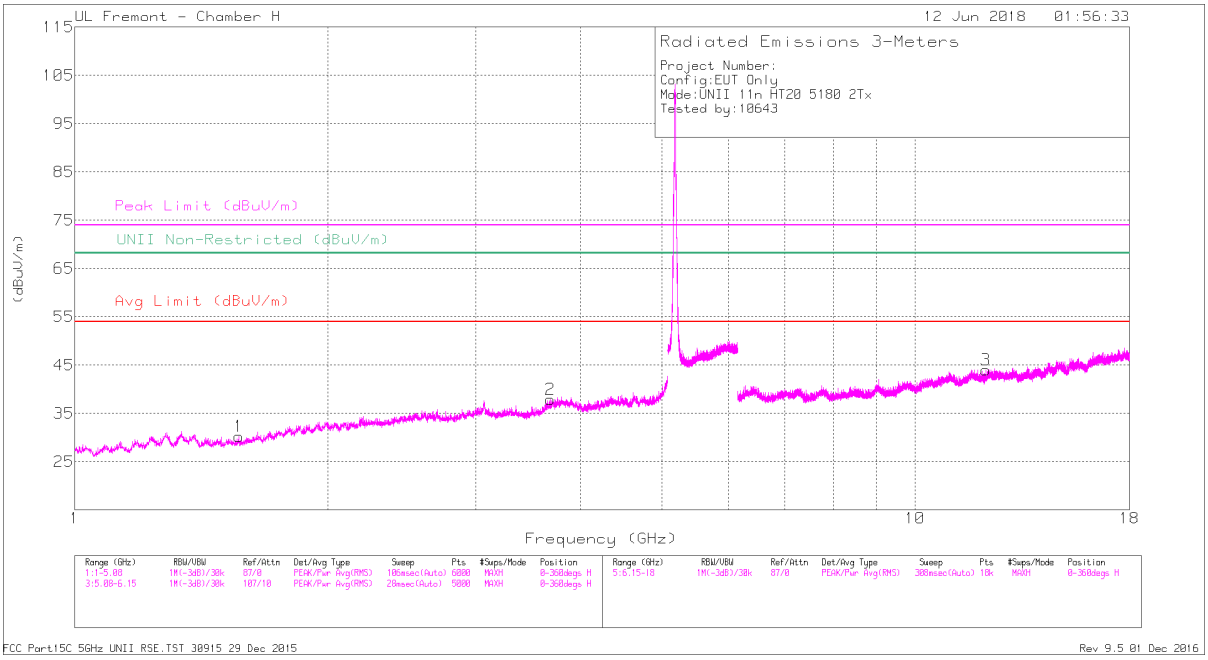

HORIZONTAL

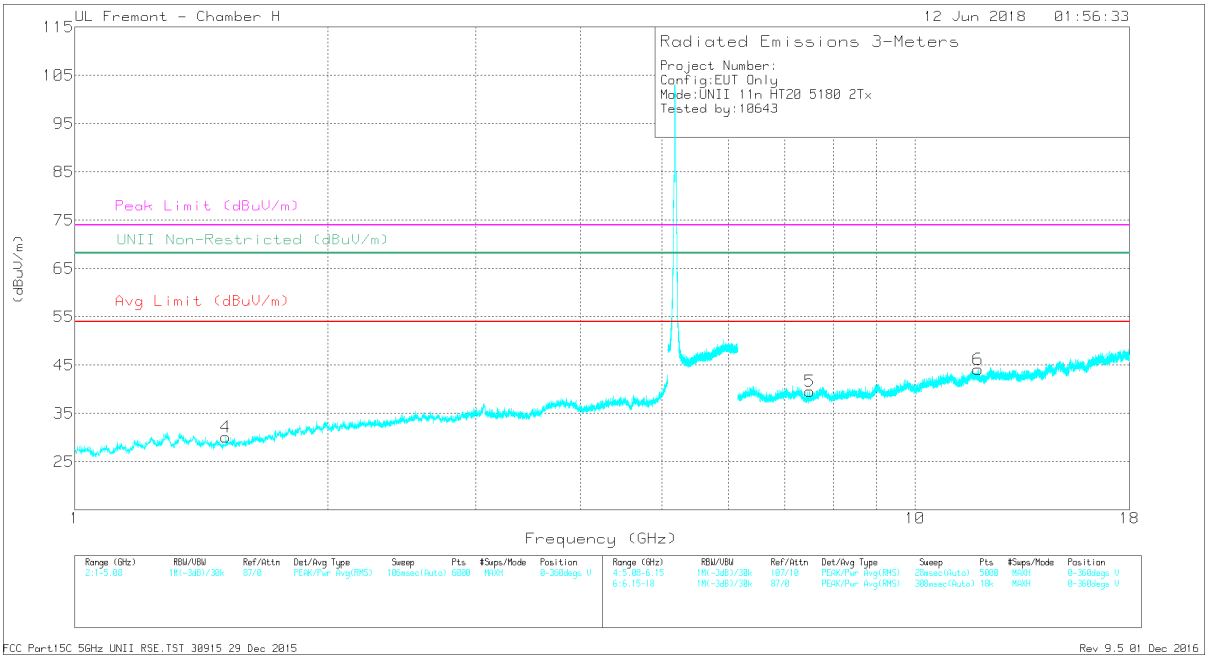

VERTICAL

UL VERIFICATION SERVICES INC.
47173 BENICIA STREET, FREMONT, CA 94538, USA TEL: (510) 771-1000 FAX: (510) 661-0888
This report shall not be reproduced except in full, without the written approval of UL Verification Services Inc.

RADIATED EMISSIONS

Marker	Frequency (GHz)	Meter Reading (dBuV)	Det	AF T346 (dB/m)	Amp/Cbl/Fltr/ Pad (dB)	Corrected Reading (dBuV/m)	Avg Limit (dBuV/m)	Margin (dB)	Peak Limit (dBuV/m)	PK Margin (dB)	UNII Non-Restricted (dBuV/m)	PK Margin (dB)	Azimuth (Degs)	Height (cm)	Polarity
1	* 1.568	43.94	PK-U	27.7	-35.1	36.54	-	-	74	-37.46	-	-	263	237	H
	* 1.566	32.64	ADR	27.7	-35.1	25.24	54	-28.76	-	-	-	-	263	237	H
2	* 3.679	43.78	PK-U	33.2	-32.3	44.68	-	-	74	-29.32	-	-	185	246	H
	* 3.68	31.88	ADR	33.2	-32.3	32.78	54	-21.22	-	-	-	-	185	246	H
4	* 1.513	44.96	PK-U	27.9	-35.6	37.26	-	-	74	-36.74	-	-	277	263	V
	* 1.514	32.87	ADR	27.9	-35.5	25.27	54	-28.73	-	-	-	-	277	263	V
3	* 12.14	34.84	PK-U	38.9	-23.8	49.94	-	-	74	-24.06	-	-	115	229	H
	* 12.14	24.24	ADR	38.8	-23.9	39.14	54	-14.86	-	-	-	-	115	229	H
5	* 7.502	37.59	PK-U	35.7	-27.8	45.49	-	-	74	-28.51	-	-	288	274	V
	* 7.498	26.76	ADR	35.7	-27.9	34.56	54	-19.44	-	-	-	-	288	274	V
6	* 11.887	34.94	PK-U	38.6	-23.8	49.74	-	-	74	-24.26	-	-	229	257	V
	* 11.888	24.01	ADR	38.6	-23.8	38.81	54	-15.19	-	-	-	-	229	257	V

* - indicates frequency in CFR47 Pt 15 / IC RSS-Restricted Band

PK-U - U-NII: Maximum Peak

ADR - U-NII AD primary method, RMS average

FCC Part15C 5GHz UNII RSE.TST 30915 29 Dec 2015
Rev 9.5 01 Dec 2016

UL VERIFICATION SERVICES INC.
47173 BENICIA STREET, FREMONT, CA 94538, USA TEL: (510) 771-1000 FAX: (510) 661-0888
This report shall not be reproduced except in full, without the written approval of UL Verification Services Inc.

MID CHANNEL RESULTS

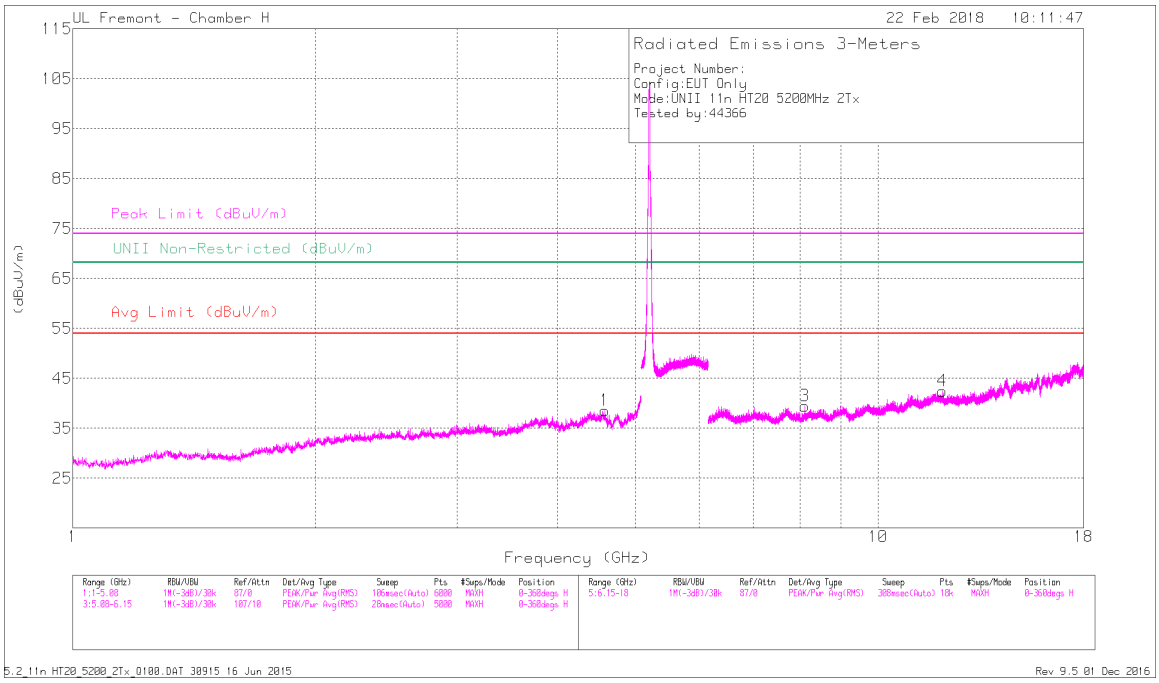

HORIZONTAL

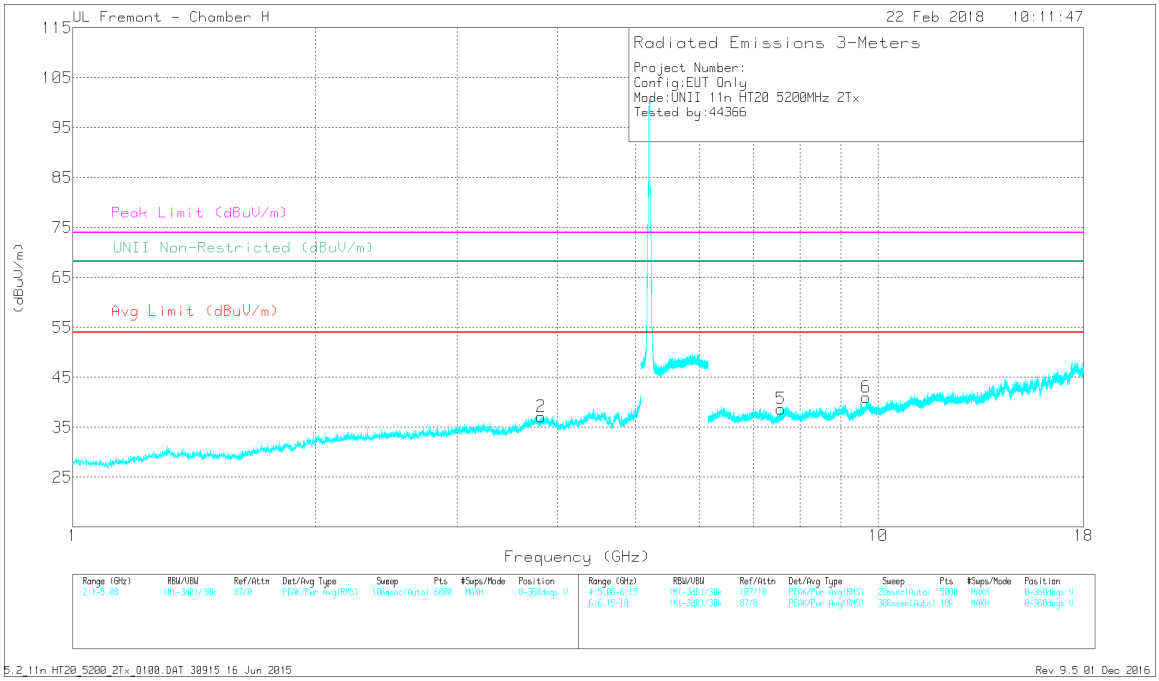

VERTICAL

UL VERIFICATION SERVICES INC.
47173 BENICIA STREET, FREMONT, CA 94538, USA TEL: (510) 771-1000 FAX: (510) 661-0888
This report shall not be reproduced except in full, without the written approval of UL Verification Services Inc.

RADIATED EMISSIONS

Marker	Frequency (GHz)	Meter Reading (dBuV)	Det	AF T344 (dB/m)	Amp/Cbl/Fltr/Pad (dB)	Corrected Reading (dBuV/m)	Avg Limit (dBuV/m)	Margin (dB)	Peak Limit (dBuV/m)	PK Margin (dB)	UNII Non-Restricted (dBuV/m)	PK Margin (dB)	Azimuth (Degs)	Height (cm)	Polarity
1	* 4.579	45.71	PK-U	34.3	-34.2	45.81	-	-	74	-28.19	-	-	46	220	H
	* 4.579	33.24	ADR	34.3	-34.2	33.34	54	-20.66	-	-	-	-	46	220	H
2	* 3.819	46.09	PK-U	33.2	-35.1	44.19	-	-	74	-29.81	-	-	229	303	V
	* 3.819	34.26	ADR	33.2	-35.1	32.36	54	-21.64	-	-	-	-	229	303	V
3	* 8.111	40.2	PK-U	36.2	-30.3	46.1	-	-	74	-27.9	-	-	291	160	H
	* 8.111	28.36	ADR	36.2	-30.3	34.26	54	-19.74	-	-	-	-	291	160	H
4	* 12.025	36.93	PK-U	39.3	-26	50.23	-	-	74	-23.77	-	-	78	273	H
	* 12.025	24.46	ADR	39.3	-26	37.76	54	-16.24	-	-	-	-	78	273	H
5	* 7.579	39.74	PK-U	36	-30.6	45.14	-	-	74	-28.86	-	-	19	258	V
	* 7.579	28.33	ADR	36	-30.6	33.73	54	-20.27	-	-	-	-	19	258	V
6	9.662	38.37	PK-U	37.2	-28.5	47.07	-	-	-	-	68.2	-21.13	137	121	V

* - indicates frequency in CFR47 Pt 15 / IC RSS-Restricted Band
PK-U - U-NII: Maximum Peak
ADR - U-NII AD primary method, RMS average

UL VERIFICATION SERVICES INC.
47173 BENICIA STREET, FREMONT, CA 94538, USA TEL: (510) 771-1000 FAX: (510) 661-0888
This report shall not be reproduced except in full, without the written approval of UL Verification Services Inc.

HIGH CHANNEL RESULTS

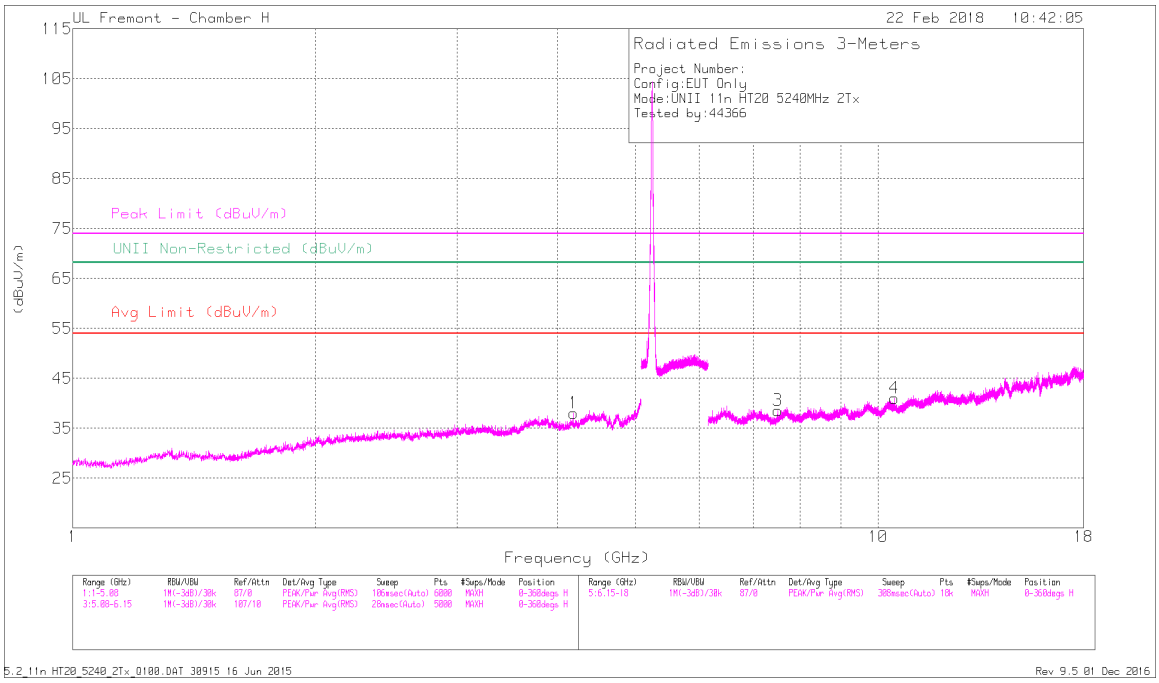

HORIZONTAL

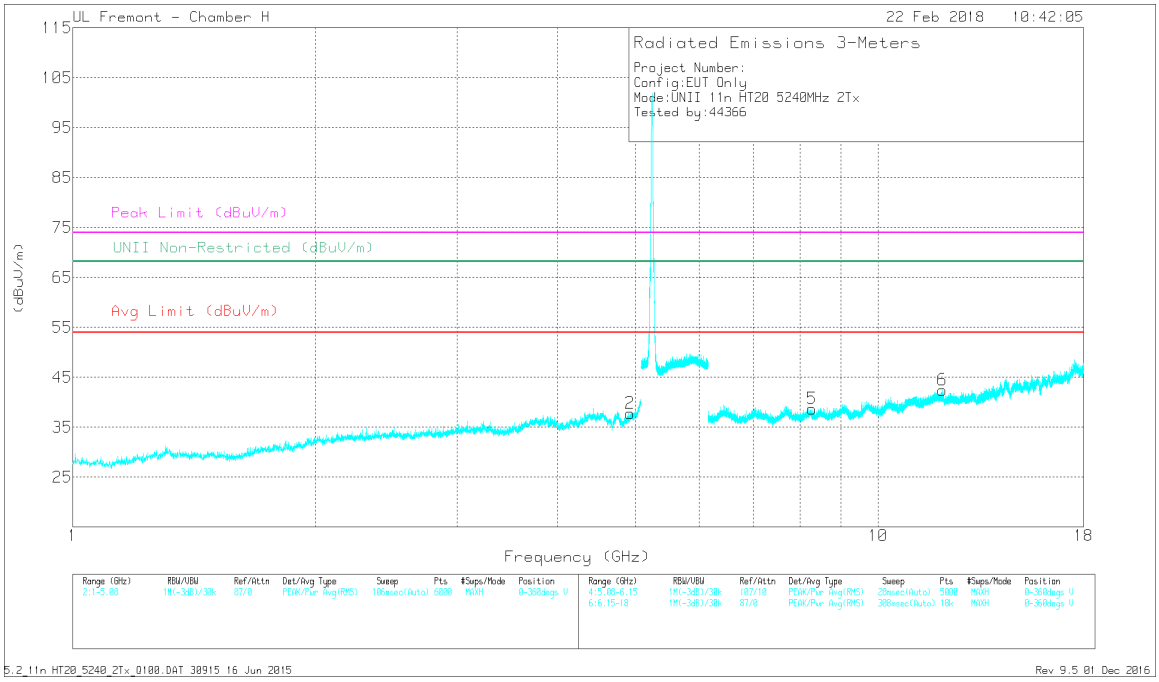

VERTICAL

UL VERIFICATION SERVICES INC.
47173 BENICIA STREET, FREMONT, CA 94538, USA TEL: (510) 771-1000 FAX: (510) 661-0888
This report shall not be reproduced except in full, without the written approval of UL Verification Services Inc.

RADIATED EMISSIONS

Marker	Frequency (GHz)	Meter Reading (dBuV)	Det	AF T344 (dB/m)	Amp/Cbl/Fltr/Pad (dB)	Corrected Reading (dBuV/m)	Avg Limit (dBuV/m)	Margin (dB)	Peak Limit (dBuV/m)	PK Margin (dB)	UNII Non-Restricted (dBuV/m)	PK Margin (dB)	Azimuth (Degs)	Height (cm)	Polarity
1	* 4.188	44.48	PK-U	33.5	-34.4	43.58	-	-	74	-30.42	-	-	1	229	H
	* 4.187	32.57	ADR	33.5	-34.4	31.67	54	-22.33	-	-	-	-	1	229	H
2	* 4.92	43.32	PK-U	34.2	-33	44.52	-	-	74	-29.48	-	-	337	137	V
	* 4.921	31.45	ADR	34.2	-33	32.65	54	-21.35	-	-	-	-	337	137	V
3	* 7.503	39.21	PK-U	35.8	-30.7	44.31	-	-	74	-29.69	-	-	14	201	H
	* 7.505	27.39	ADR	35.8	-30.7	32.49	54	-21.51	-	-	-	-	14	201	H
5	* 8.281	38.51	PK-U	36.1	-29.4	45.21	-	-	74	-28.79	-	-	338	148	V
	* 8.282	26.95	ADR	36.1	-29.4	33.65	54	-20.35	-	-	-	-	338	148	V
6	* 12.023	36.19	PK-U	39.3	-26.1	49.39	-	-	74	-24.61	-	-	129	336	V
	* 12.024	23.94	ADR	39.3	-26	37.24	54	-16.76	-	-	-	-	129	336	V
4	10.472	37.67	PK-U	37.7	-28.2	47.17	-	-	-	-	68.2	-21.03	67	323	H

* - indicates frequency in CFR47 Pt 15 / IC RSS-Restricted Band
PK-U - U-NII: Maximum Peak
ADR - U-NII AD primary method, RMS average

UL VERIFICATION SERVICES INC.
47173 BENICIA STREET, FREMONT, CA 94538, USA TEL: (510) 771-1000 FAX: (510) 661-0888
This report shall not be reproduced except in full, without the written approval of UL Verification Services Inc.

9.1.2. TX ABOVE 1 GHz 802.11n HT40 MODE IN THE 5.2 GHz BAND

1TX Antenna 6 MODE

BANDEDGE (LOW CHANNEL)

HORIZONTAL RESULT

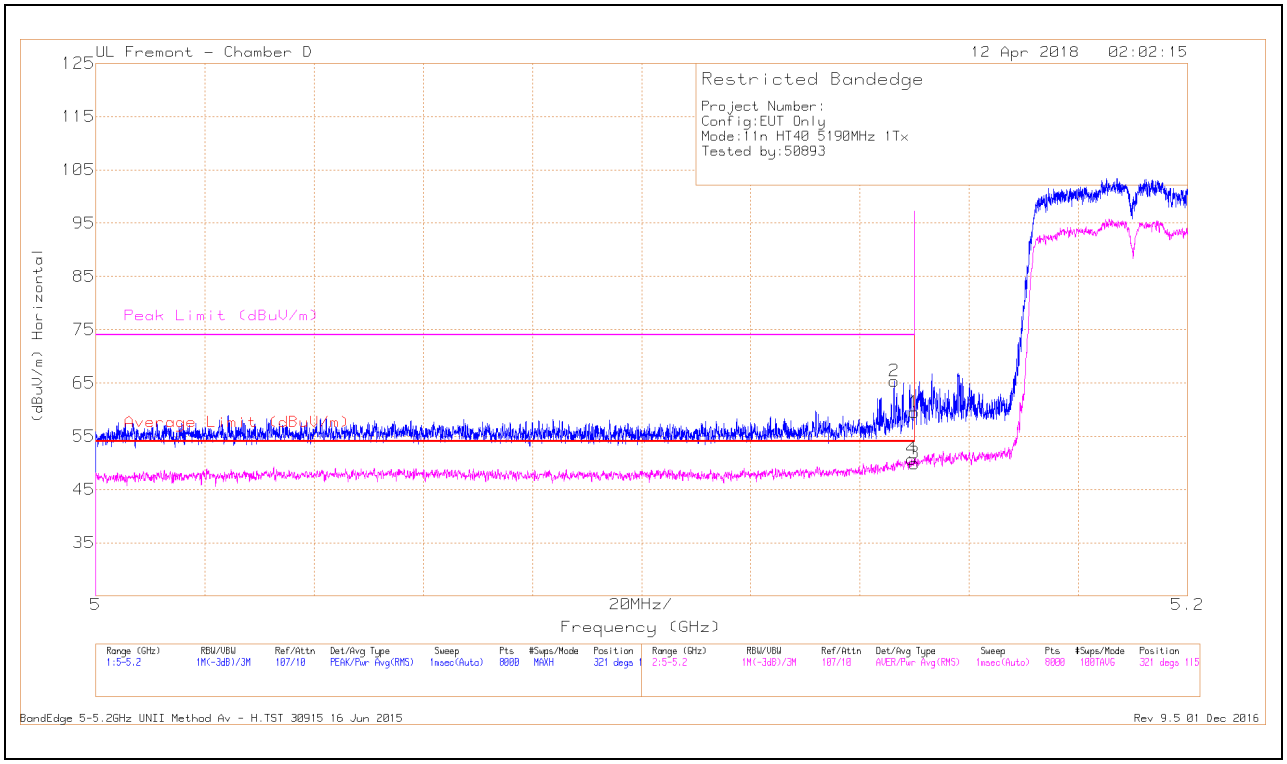

Marker	Frequency (GHz)	Meter Reading (dBuV)	Det	AF T136 (dB/m)	Amp/Cbl/Fltr/Pad (dB)	DC Corr (dB)	Corrected Reading (dBuV/m)	Average Limit (dBuV/m)	Margin (dB)	Peak Limit (dBuV/m)	PK Margin (dB)	Azimuth (Degs)	Height (cm)	Polarity
2	* 5.146	48.73	Pk	34.6	-18	0	65.33	-	-	74	-8.67	321	115	H
4	* 5.149	34.03	RMS	34.6	-18	.09	50.72	54	-3.28	-	-	321	115	H
1	* 5.15	42.86	Pk	34.6	-18	0	59.46	-	-	74	-14.54	321	115	H
3	* 5.15	33.21	RMS	34.6	-18	.09	49.90	54	-4.10	-	-	321	115	H

* - indicates frequency in CFR47 Pt 15 / IC RSS-Restricted Band
Pk - Peak detector
RMS - RMS detection

UL VERIFICATION SERVICES INC.
47173 BENICIA STREET, FREMONT, CA 94538, USA TEL: (510) 771-1000 FAX: (510) 661-0888
This report shall not be reproduced except in full, without the written approval of UL Verification Services Inc.

VERTICAL RESULT

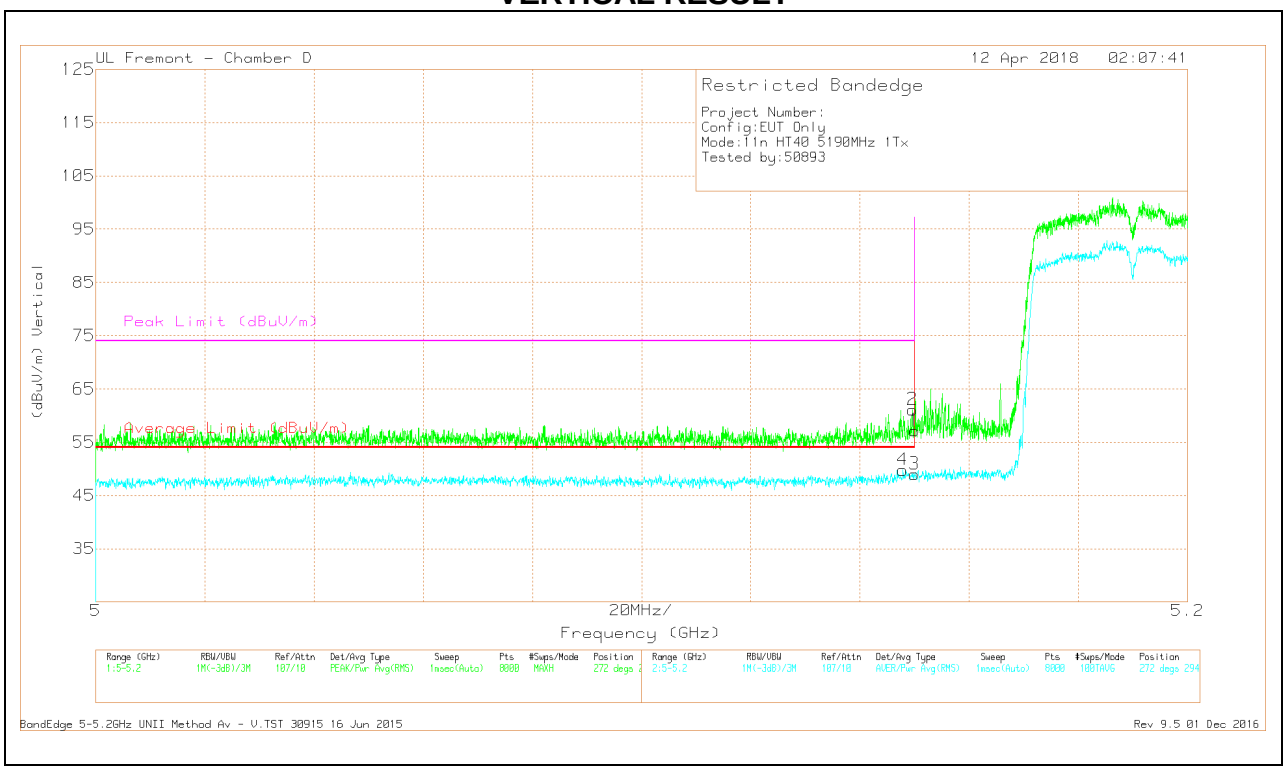

Marker	Frequency (GHz)	Meter Reading (dBuV)	Det	AF T136 (dB/m)	Amp/Cbl/Fltr/Pad (dB)	DC Corr (dB)	Corrected Reading (dBuV/m)	Average Limit (dBuV/m)	Margin (dB)	Peak Limit (dBuV/m)	PK Margin (dB)	Azimuth (Degs)	Height (cm)	Polarity
4	* 5.148	33.09	RMS	34.6	-18	.09	49.78	54	-4.22	-	-	272	294	V
1	* 5.15	40.62	Pk	34.6	-18	0	57.22	-	-	74	-16.78	272	294	V
2	* 5.15	44.51	Pk	34.6	-18	0	61.11	-	-	74	-12.89	272	294	V
3	* 5.15	32.31	RMS	34.6	-18	.09	49.00	54	-5.00	-	-	272	294	V

* - indicates frequency in CFR47 Pt 15 / IC RSS-Restricted Band
Pk - Peak detector
RMS - RMS detection

UL VERIFICATION SERVICES INC.
47173 BENICIA STREET, FREMONT, CA 94538, USA TEL: (510) 771-1000 FAX: (510) 661-0888
This report shall not be reproduced except in full, without the written approval of UL Verification Services Inc.

1TX Antenna 5 MODE

BANDEDGE (LOW CHANNEL)

HORIZONTAL RESULT

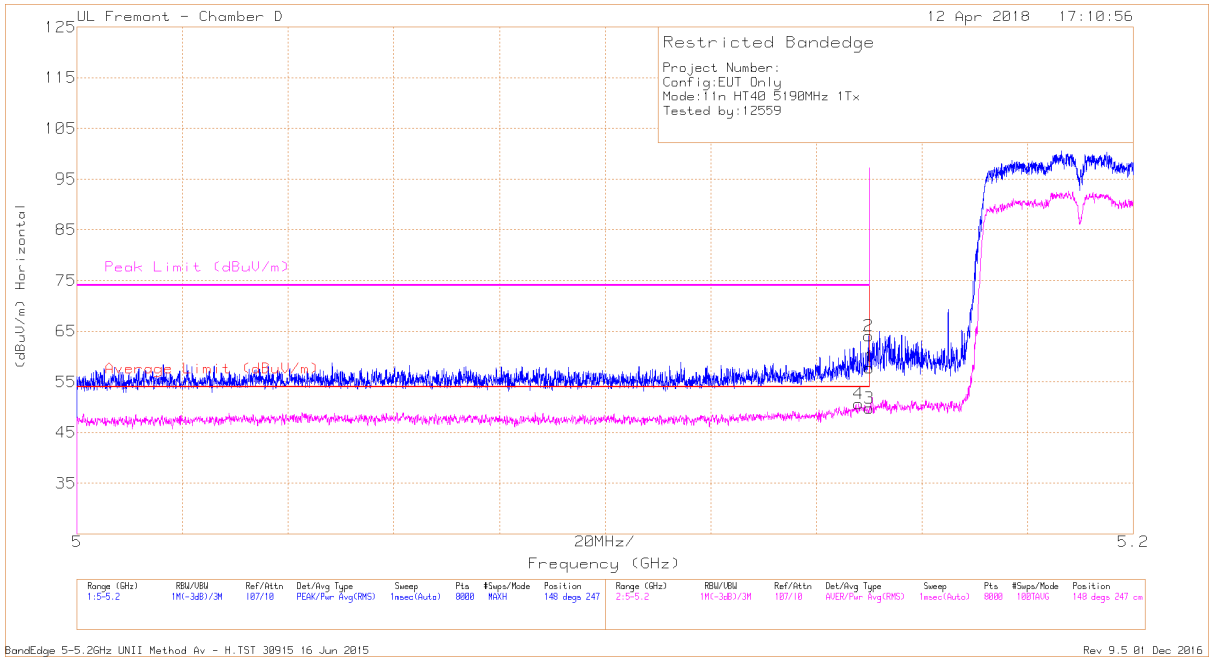

Marker	Frequency (GHz)	Meter Reading (dBuV)	Det	AF T136 (dB/m)	Amp/Cbl/Fltr/Pad (dB)	DC Corr (dB)	Corrected Reading (dBuV/m)	Average Limit (dBuV/m)	Margin (dB)	Peak Limit (dBuV/m)	PK Margin (dB)	Azimuth (Degs)	Height (cm)	Polarity
1	* 5.15	41.16	Pk	34.6	-18	0	57.76	-	-	74	-16.24	148	247	H
2	* 5.15	47.44	Pk	34.6	-18	0	64.04	-	-	74	-9.96	148	247	H
3	* 5.15	33.05	RMS	34.6	-18	.09	49.74	54	-4.26	-	-	148	247	H
4	* 5.148	33.91	RMS	34.6	-18	.09	50.60	54	-3.40	-	-	148	247	H

* - indicates frequency in CFR47 Pt 15 / IC RSS-Restricted Band
Pk - Peak detector
RMS - RMS detection

UL VERIFICATION SERVICES INC.
47173 BENICIA STREET, FREMONT, CA 94538, USA TEL: (510) 771-1000 FAX: (510) 661-0888
This report shall not be reproduced except in full, without the written approval of UL Verification Services Inc.

VERTICAL RESULT

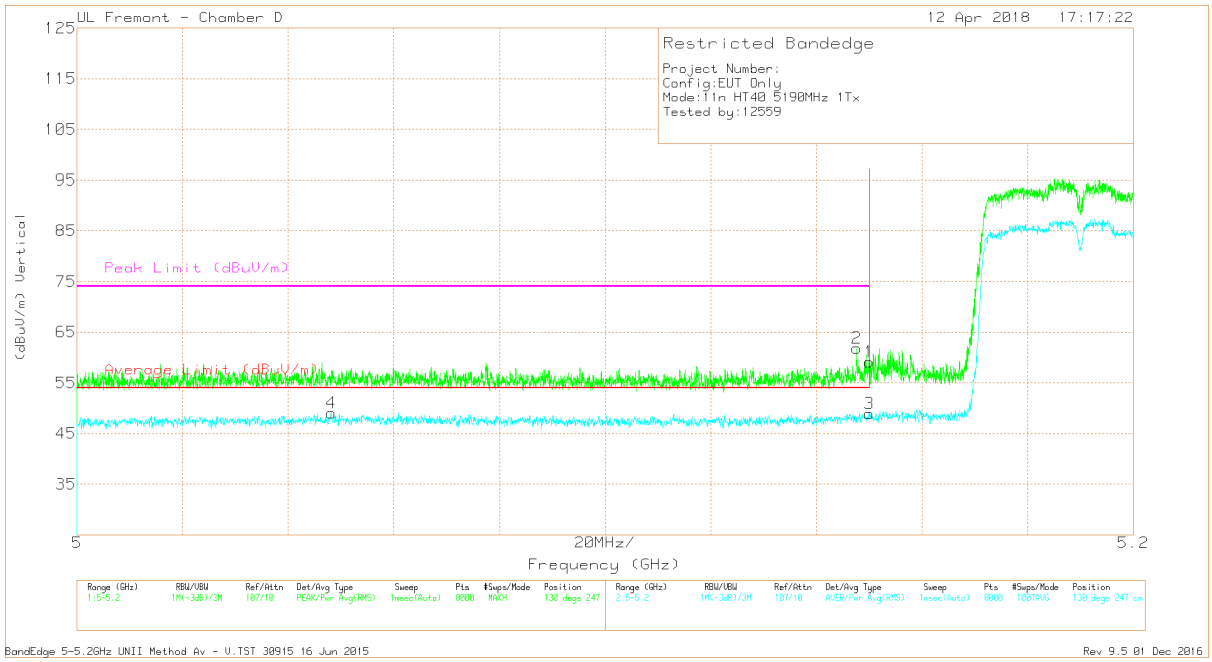

Marker	Frequency (GHz)	Meter Reading (dBuV)	Det	AF T136 (dB/m)	Amp/Cbl/Fltr/Pad (dB)	DC Corr (dB)	Corrected Reading (dBuV/m)	Average Limit (dBuV/m)	Margin (dB)	Peak Limit (dBuV/m)	PK Margin (dB)	Azimuth (Degs)	Height (cm)	Polarity
1	* 5.15	42.52	Pk	34.6	-18	0	59.12	-	-	74	-14.88	130	247	V
2	* 5.148	45.29	Pk	34.6	-18	0	61.89	-	-	74	-12.11	130	247	V
3	* 5.15	32.27	RMS	34.6	-18	.09	48.96	54	-5.04	-	-	130	247	V
4	* 5.048	32.29	RMS	34.5	-17.8	.09	49.08	54	-4.92	-	-	130	247	V

* - indicates frequency in CFR47 Pt 15 / IC RSS-Restricted Band
Pk - Peak detector
RMS - RMS detection

UL VERIFICATION SERVICES INC.
47173 BENICIA STREET, FREMONT, CA 94538, USA TEL: (510) 771-1000 FAX: (510) 661-0888
This report shall not be reproduced except in full, without the written approval of UL Verification Services Inc.

2TX Antenna 6 + Antenna 5 CDD MODE

BANDEDGE (LOW CHANNEL)

HORIZONTAL RESULT

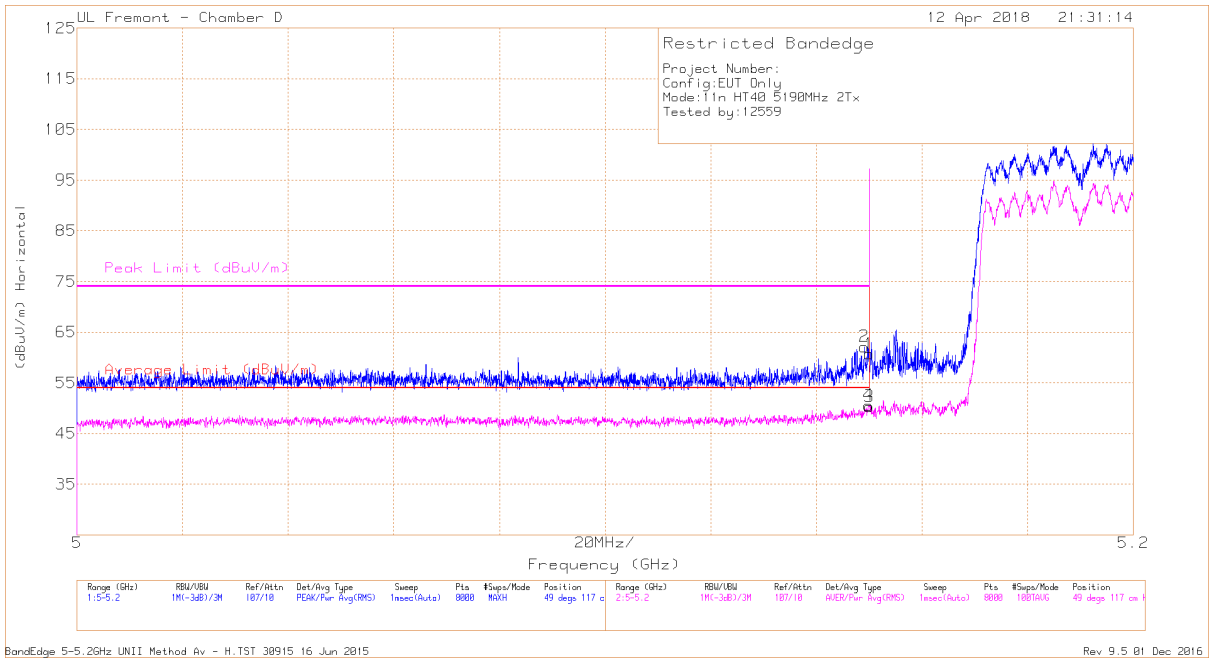

Marker	Frequency (GHz)	Meter Reading (dBuV)	Det	AF T136 (dB/m)	Amp/Cbl/Fltr/Pad (dB)	DC Corr (dB)	Corrected Reading (dBuV/m)	Average Limit (dBuV/m)	Margin (dB)	Peak Limit (dBuV/m)	PK Margin (dB)	Azimuth (Degs)	Height (cm)	Polarity
1	* 5.15	44.08	Pk	34.6	-18	0	60.68	-	-	74	-13.32	49	117	H
2	* 5.149	45.55	Pk	34.6	-18	0	62.15	-	-	74	-11.85	49	117	H
3	* 5.15	33.75	RMS	34.6	-18	0.09	50.44	54	-3.56	-	-	49	117	H
4	* 5.15	34	RMS	34.6	-18	0.09	50.69	54	-3.31	-	-	49	117	H

* - indicates frequency in CFR47 Pt 15 / IC RSS-Restricted Band
Pk - Peak detector
RMS - RMS detection

UL VERIFICATION SERVICES INC.
47173 BENICIA STREET, FREMONT, CA 94538, USA TEL: (510) 771-1000 FAX: (510) 661-0888
This report shall not be reproduced except in full, without the written approval of UL Verification Services Inc.

VERTICAL RESULT

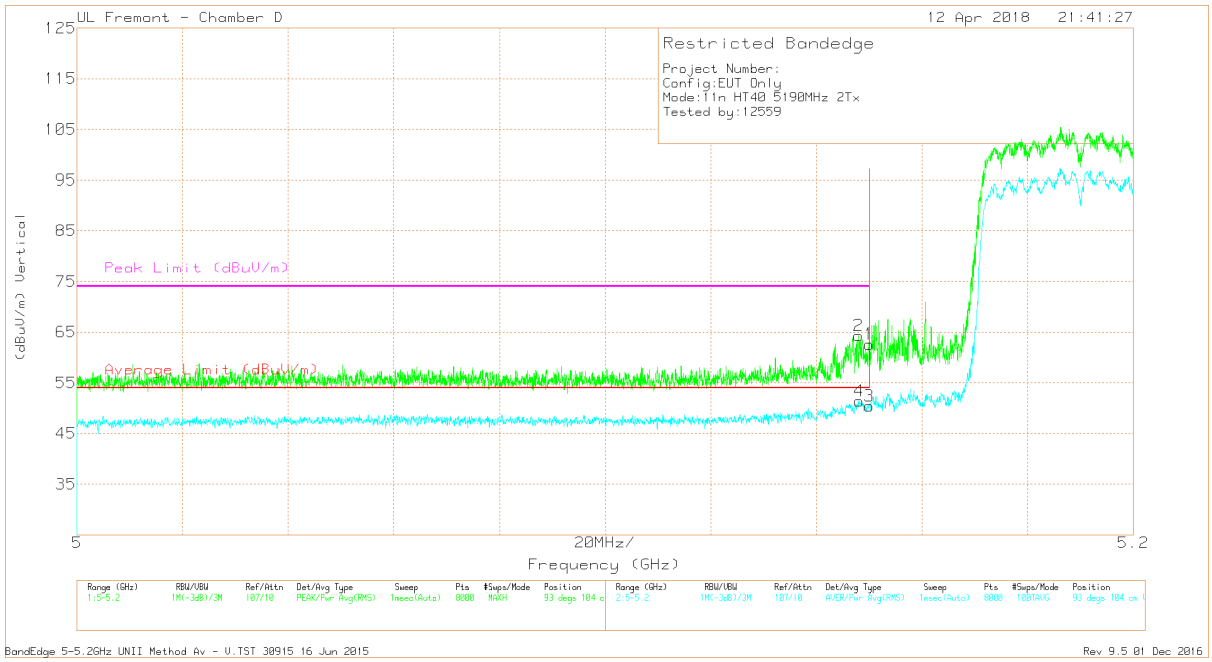

Marker	Frequency (GHz)	Meter Reading (dBuV)	Det	AF T136 (dB/m)	Amp/Cbl/Fltr/Pad (dB)	DC Corr (dB)	Corrected Reading (dBuV/m)	Average Limit (dBuV/m)	Margin (dB)	Peak Limit (dBuV/m)	PK Margin (dB)	Azimuth (Degs)	Height (cm)	Polarity
1	* 5.15	46.04	Pk	34.6	-18	0	62.64	-	-	74	-11.36	93	104	V
2	* 5.148	47.67	Pk	34.6	-18	0	64.27	-	-	74	-9.73	93	104	V
3	* 5.15	33.87	RMS	34.6	-18	0.09	50.56	54	-3.44	-	-	93	104	V
4	* 5.148	34.85	RMS	34.6	-18	0.09	51.54	54	-2.46	-	-	93	104	V

* - indicates frequency in CFR47 Pt 15 / IC RSS-Restricted Band
Pk - Peak detector
RMS - RMS detection

UL VERIFICATION SERVICES INC.
47173 BENICIA STREET, FREMONT, CA 94538, USA TEL: (510) 771-1000 FAX: (510) 661-0888
This report shall not be reproduced except in full, without the written approval of UL Verification Services Inc.

HARMONICS AND SPURIOUS EMISSIONS

LOW CHANNEL RESULTS

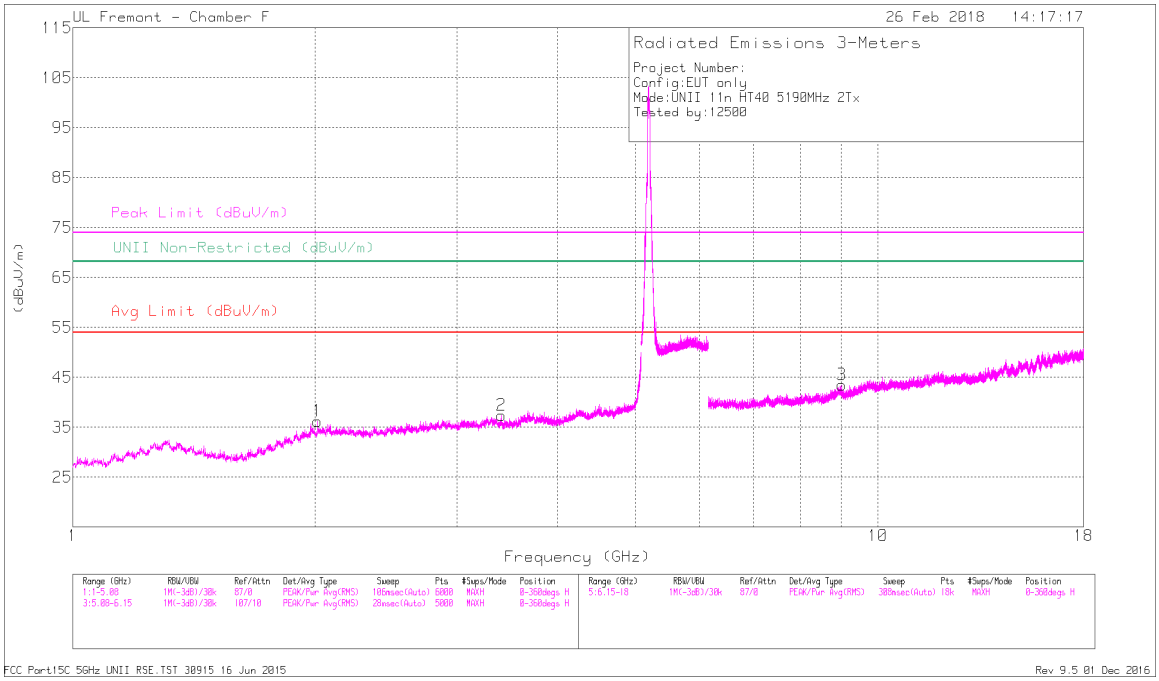

HORIZONTAL

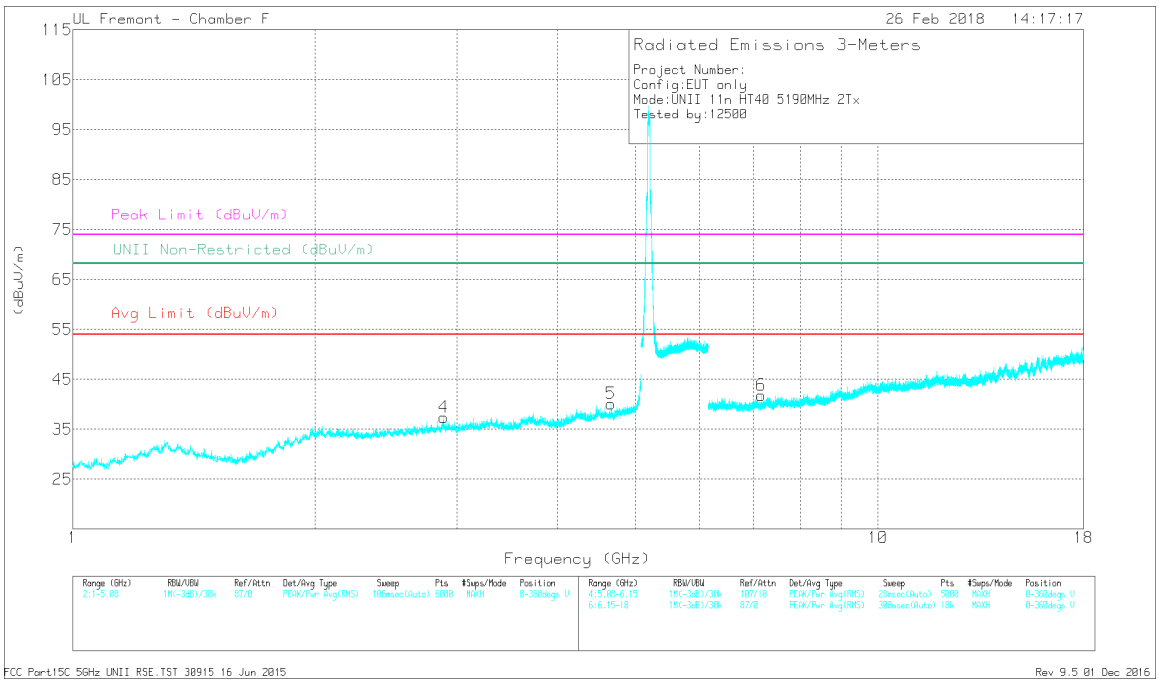

VERTICAL

UL VERIFICATION SERVICES INC.
47173 BENICIA STREET, FREMONT, CA 94538, USA TEL: (510) 771-1000 FAX: (510) 661-0888
This report shall not be reproduced except in full, without the written approval of UL Verification Services Inc.

RADIATED EMISSIONS

Marker	Frequency (GHz)	Meter Reading (dBuV)	Det	AF T119 (dB/m)	Amp/Cbl/Fltr/Pad (dB)	DC Corr (dB)	Corrected Reading (dBuV/m)	Avg Limit (dBuV/m)	Margin (dB)	Peak Limit (dBuV/m)	PK Margin (dB)	UNII Non-Restricted (dBuV/m)	PK Margin (dB)	Azimuth (Degs)	Height (cm)	Polarity
1	2.016	41.03	PK-U	32.3	-30.2	0	43.13	-	-	-	-	68.2	-25.07	13	193	H
2	3.403	39.66	PK-U	32.9	-28.9	0	43.66	-	-	-	-	68.2	-24.54	26	289	H
4	* 2.885	40	PK-U	32.8	-29	0	43.8	-	-	74	-30.2	-	-	88	356	V
	* 2.885	27.6	ADR	32.8	-29	.09	31.49	54	-22.51	-	-	-	-	88	356	V
5	* 4.661	38.33	PK-U	34.1	-26.7	0	45.73	-	-	74	-28.27	-	-	201	149	V
	* 4.663	26.88	ADR	34.1	-26.7	.09	34.37	54	-19.63	-	-	-	-	201	149	V
3	* 9.013	35.61	PK-U	36.5	-22.4	0	49.71	-	-	74	-24.29	-	-	276	100	H
	* 9.016	23.84	ADR	36.5	-22.4	.09	38.03	54	-15.97	-	-	-	-	276	100	H
6	7.157	37.9	PK-U	35.8	-25.9	0	47.8	-	-	-	-	68.2	-20.4	251	250	V

* - indicates frequency in CFR47 Pt 15 / IC RSS-Restricted Band
PK-U - U-NII: Maximum Peak
ADR - U-NII AD primary method, RMS average

UL VERIFICATION SERVICES INC.
47173 BENICIA STREET, FREMONT, CA 94538, USA TEL: (510) 771-1000 FAX: (510) 661-0888
This report shall not be reproduced except in full, without the written approval of UL Verification Services Inc.

HIGH CHANNEL RESULTS

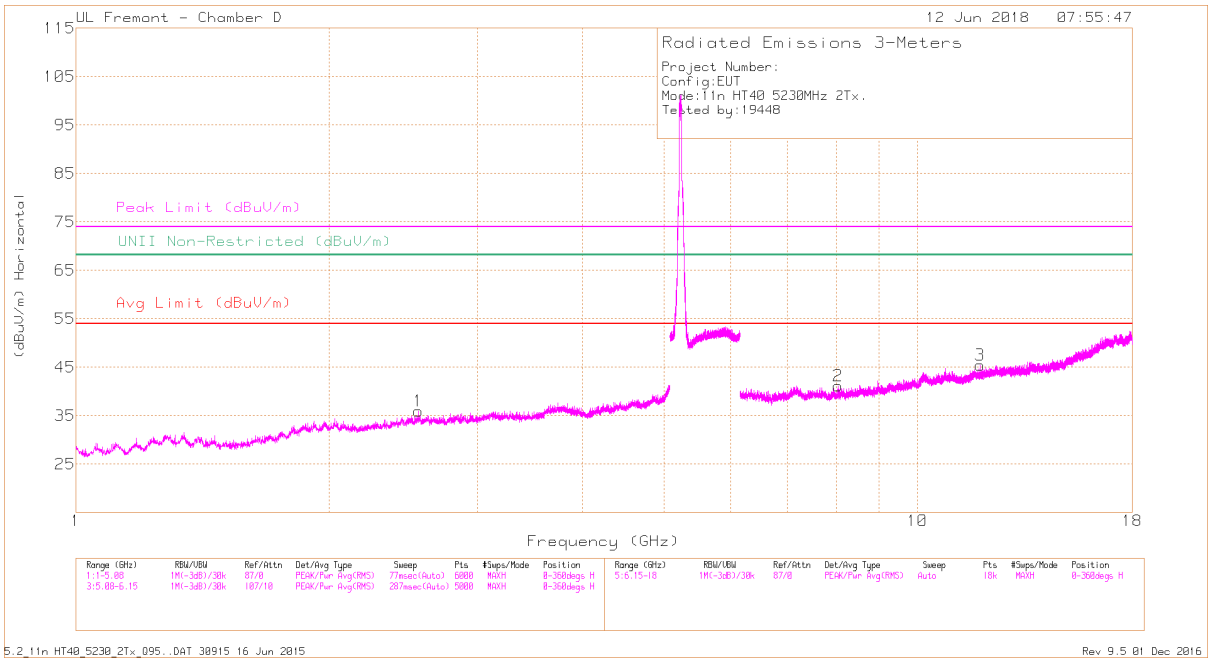

HORIZONTAL

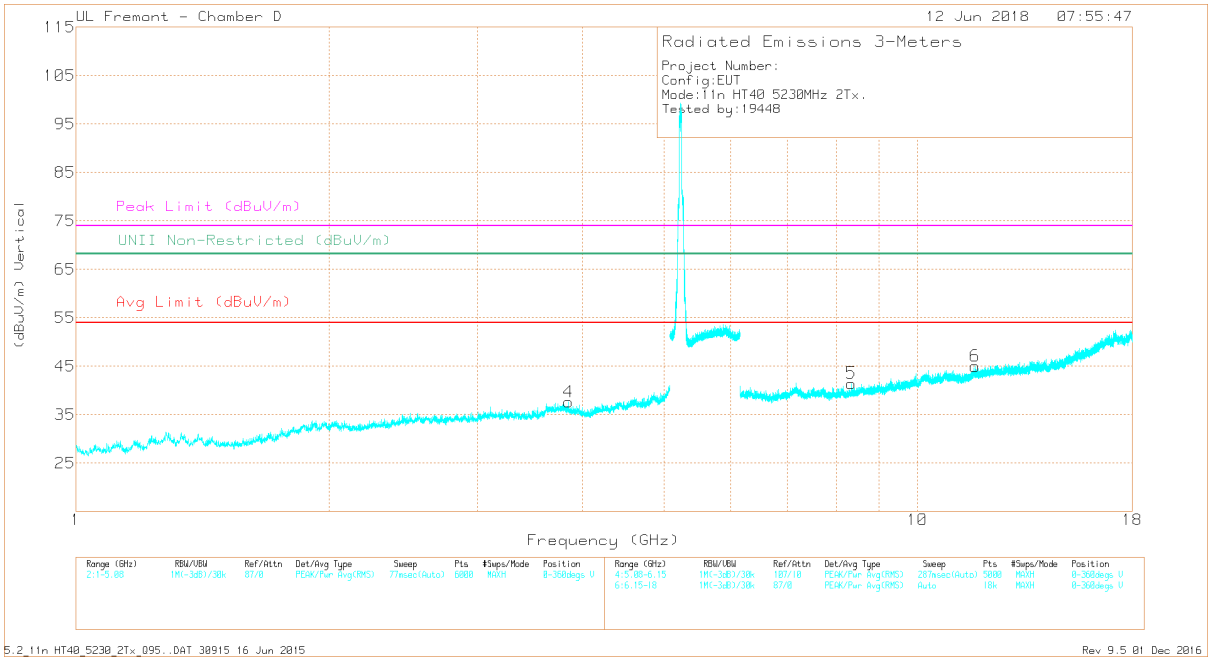

VERTICAL

UL VERIFICATION SERVICES INC.
47173 BENICIA STREET, FREMONT, CA 94538, USA TEL: (510) 771-1000 FAX: (510) 661-0888

This report shall not be reproduced except in full, without the written approval of UL Verification Services Inc.

RADIATED EMISSIONS

Marker	Frequency (GHz)	Meter Reading (dBuV)	Det	AF T136 (dB/m)	Amp/Cbl /Fltr/Pad (dB)	DC Corr (dB)	Corrected Reading (dBuV/m)	Avg Limit (dBuV/m)	Margin (dB)	Peak Limit (dBuV/m)	PK Margin (dB)	UNII Non-Restricted (dBuV/m)	PK Margin (dB)	Azimuth (Degs)	Height (cm)	Polarity
4	* 3.848	37.05	PK-U	33.6	-28.5	0	42.15	-	-	74	-31.85	-	-	52	254	V
	* 3.848	25.36	ADR	33.6	-28.5	.09	30.55	54	-23.45	-	-	-	-	52	254	V
2	* 8.055	33.87	PK-U	35.8	-23.9	0	45.77	-	-	74	-28.23	-	-	209	384	H
	* 8.052	22.42	ADR	35.8	-23.8	.09	34.51	54	-19.49	-	-	-	-	209	384	H
3	* 11.862	32.12	PK-U	38.7	-20.7	0	50.12	-	-	74	-23.88	-	-	204	239	H
	* 11.864	20.53	ADR	38.7	-20.7	.09	38.62	54	-15.38	-	-	-	-	204	239	H
5	* 8.348	33.86	PK-U	35.8	-23.1	0	46.56	-	-	74	-27.44	-	-	204	132	V
	* 8.346	21.87	ADR	35.8	-23.1	.09	34.66	54	-19.34	-	-	-	-	204	132	V
6	* 11.7	32.13	PK-U	38.5	-20.2	0	50.43	-	-	74	-23.57	-	-	120	157	V
	* 11.698	20.17	ADR	38.5	-20.1	.09	38.66	54	-15.34	-	-	-	-	120	157	V
1	2.551	37.34	PK-U	32.4	-29.5	0	40.24	-	-	-	-	68.2	-27.96	267	143	H

* - indicates frequency in CFR47 Pt 15 / IC RSS-Restricted Band
PK-U - U-NII: Maximum Peak
ADR - U-NII AD primary method, RMS average

UL VERIFICATION SERVICES INC.
47173 BENICIA STREET, FREMONT, CA 94538, USA TEL: (510) 771-1000 FAX: (510) 661-0888
This report shall not be reproduced except in full, without the written approval of UL Verification Services Inc.

9.1.3. TX ABOVE 1 GHz 802.11ac VHT80 MODE IN THE 5.2 GHz BAND

1TX Antenna 6 MODE

BANDEDGE (MID CHANNEL)

HORIZONTAL RESULT

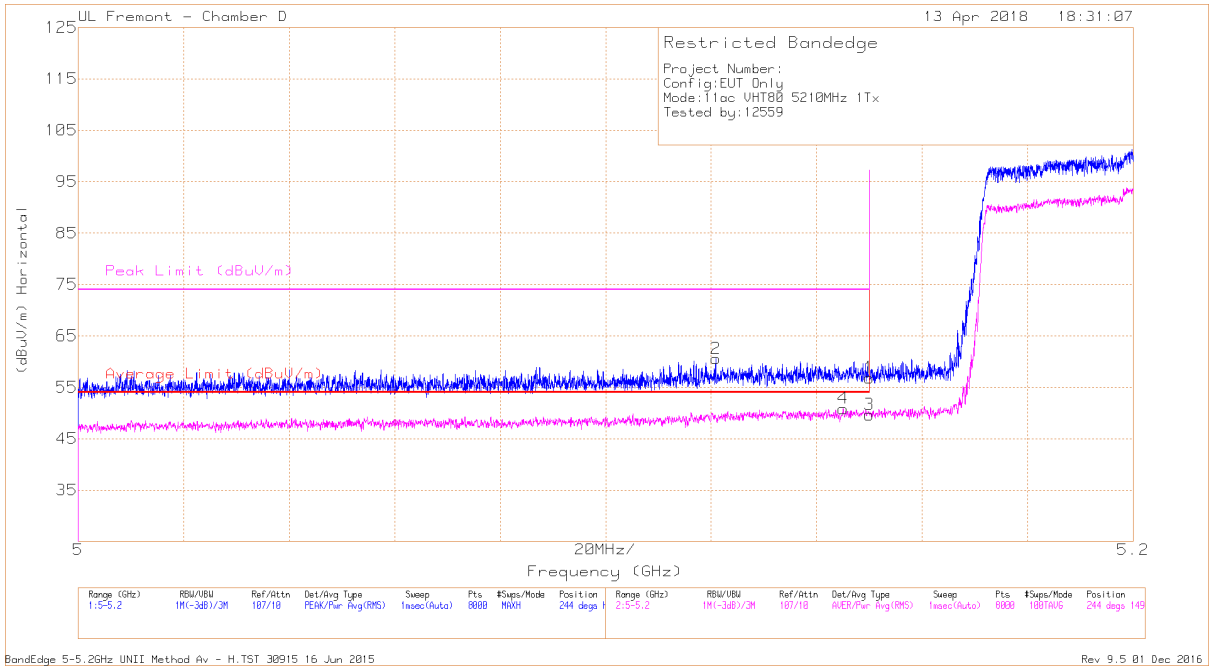

Marker	Frequency (GHz)	Meter Reading (dBuV)	Det	AF T136 (dB/m)	Amp/Cbl/Fltr/Pad (dB)	DC Corr (dB)	Corrected Reading (dBuV/m)	Average Limit (dBuV/m)	Margin (dB)	Peak Limit (dBuV/m)	PK Margin (dB)	Azimuth (Degs)	Height (cm)	Polarity
1	* 5.15	40.24	Pk	34.6	-18	0	56.84	-	-	74	-17.16	244	149	H
2	* 5.121	43.97	Pk	34.6	-18	0	60.57	-	-	74	-13.43	244	149	H
3	* 5.15	32.89	RMS	34.6	-18	.19	49.68	54	-4.32	-	-	244	149	H
4	* 5.145	34.09	RMS	34.6	-18	.19	50.88	54	-3.12	-	-	244	149	H

* - indicates frequency in CFR47 Pt 15 / IC RSS-Restricted Band
Pk - Peak detector
RMS - RMS detection

UL VERIFICATION SERVICES INC.
47173 BENICIA STREET, FREMONT, CA 94538, USA TEL: (510) 771-1000 FAX: (510) 661-0888
This report shall not be reproduced except in full, without the written approval of UL Verification Services Inc.

VERTICAL RESULT

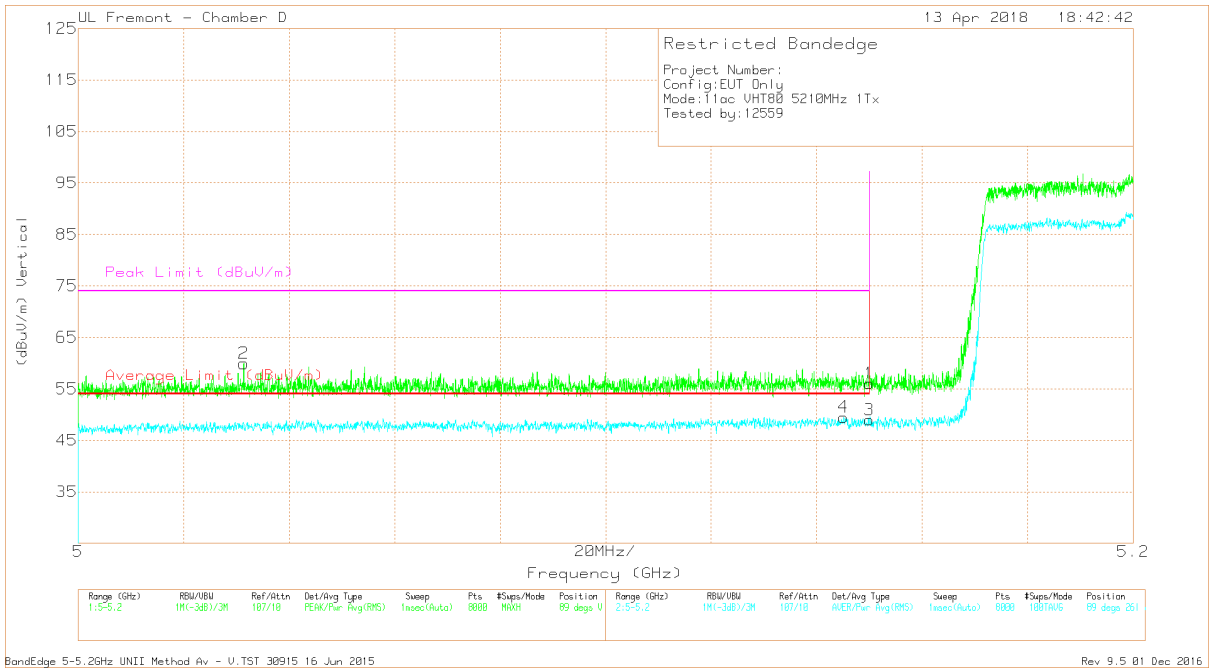

Marker	Frequency (GHz)	Meter Reading (dBuV)	Det	AF T136 (dB/m)	Amp/Cbl/Fltr/Pad (dB)	DC Corr (dB)	Corrected Reading (dBuV/m)	Average Limit (dBuV/m)	Margin (dB)	Peak Limit (dBuV/m)	PK Margin (dB)	Azimuth (Degs)	Height (cm)	Polarity
1	* 5.15	39.46	Pk	34.6	-18	0	56.06	-	-	74	-17.94	89	261	V
2	* 5.031	43.24	Pk	34.4	-17.7	0	59.94	-	-	74	-14.06	89	261	V
3	* 5.15	32.19	RMS	34.6	-18	.19	48.98	54	-5.02	-	-	89	261	V
4	* 5.145	32.73	RMS	34.6	-18	.19	49.52	54	-4.48	-	-	89	261	V

* - indicates frequency in CFR47 Pt 15 / IC RSS-Restricted Band
Pk - Peak detector
RMS - RMS detection

UL VERIFICATION SERVICES INC.
47173 BENICIA STREET, FREMONT, CA 94538, USA TEL: (510) 771-1000 FAX: (510) 661-0888
This report shall not be reproduced except in full, without the written approval of UL Verification Services Inc.

1TX Antenna 5 MODE

BANDEDGE (MID CHANNEL)

HORIZONTAL RESULT

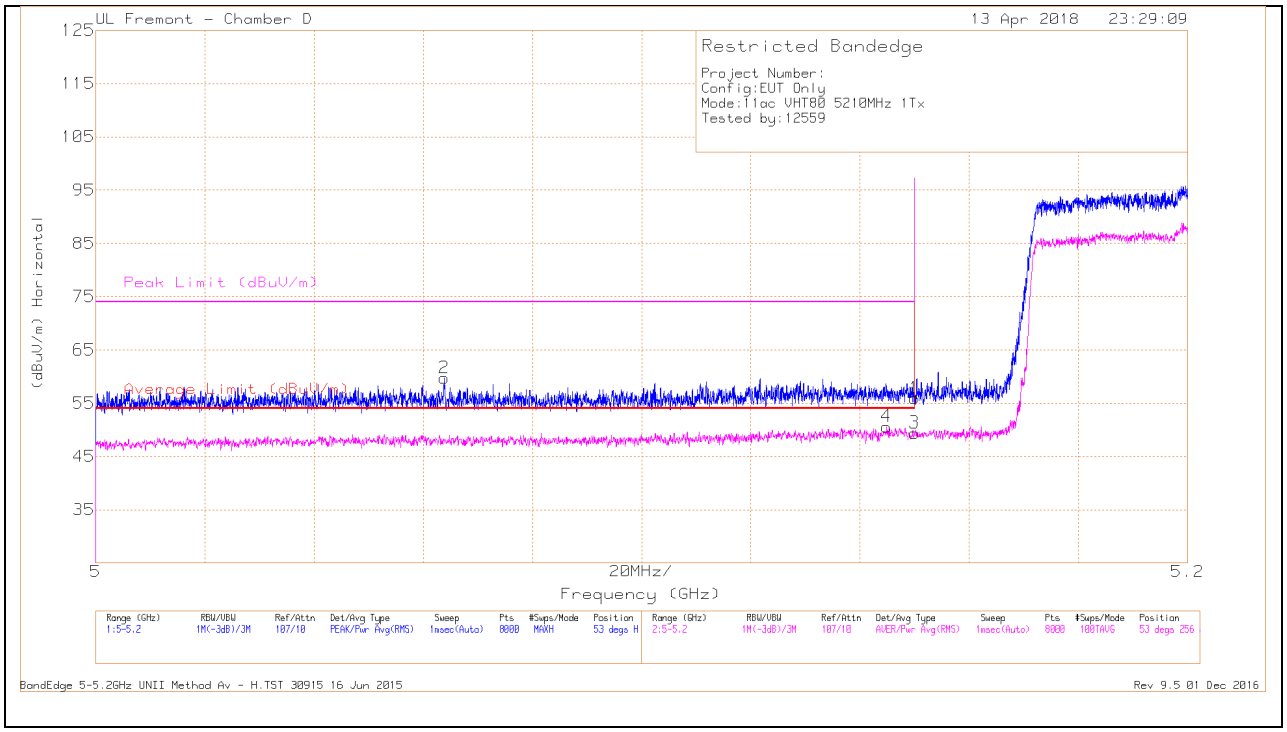

Marker	Frequency (GHz)	Meter Reading (dBuV)	Det	AF T136 (dB/m)	Amp/Cbl/Fltr/Pad (dB)	DC Corr (dB)	Corrected Reading (dBuV/m)	Average Limit (dBuV/m)	Margin (dB)	Peak Limit (dBuV/m)	PK Margin (dB)	Azimuth (Degs)	Height (cm)	Polarity
2	* 5.064	42.82	Pk	34.5	-17.6	0	59.72	-	-	74	-14.28	53	256	H
4	* 5.145	33.81	RMS	34.6	-18	.19	50.6	54	-3.4	-	-	53	256	H
1	* 5.15	39.34	Pk	34.6	-18	0	55.94	-	-	74	-18.06	53	256	H
3	* 5.15	32.61	RMS	34.6	-18	.19	49.4	54	-4.6	-	-	53	256	H

* - indicates frequency in CFR47 Pt 15 / IC RSS-Restricted Band
Pk - Peak detector
RMS - RMS detection

UL VERIFICATION SERVICES INC.
47173 BENICIA STREET, FREMONT, CA 94538, USA TEL: (510) 771-1000 FAX: (510) 661-0888
This report shall not be reproduced except in full, without the written approval of UL Verification Services Inc.

VERTICAL RESULT

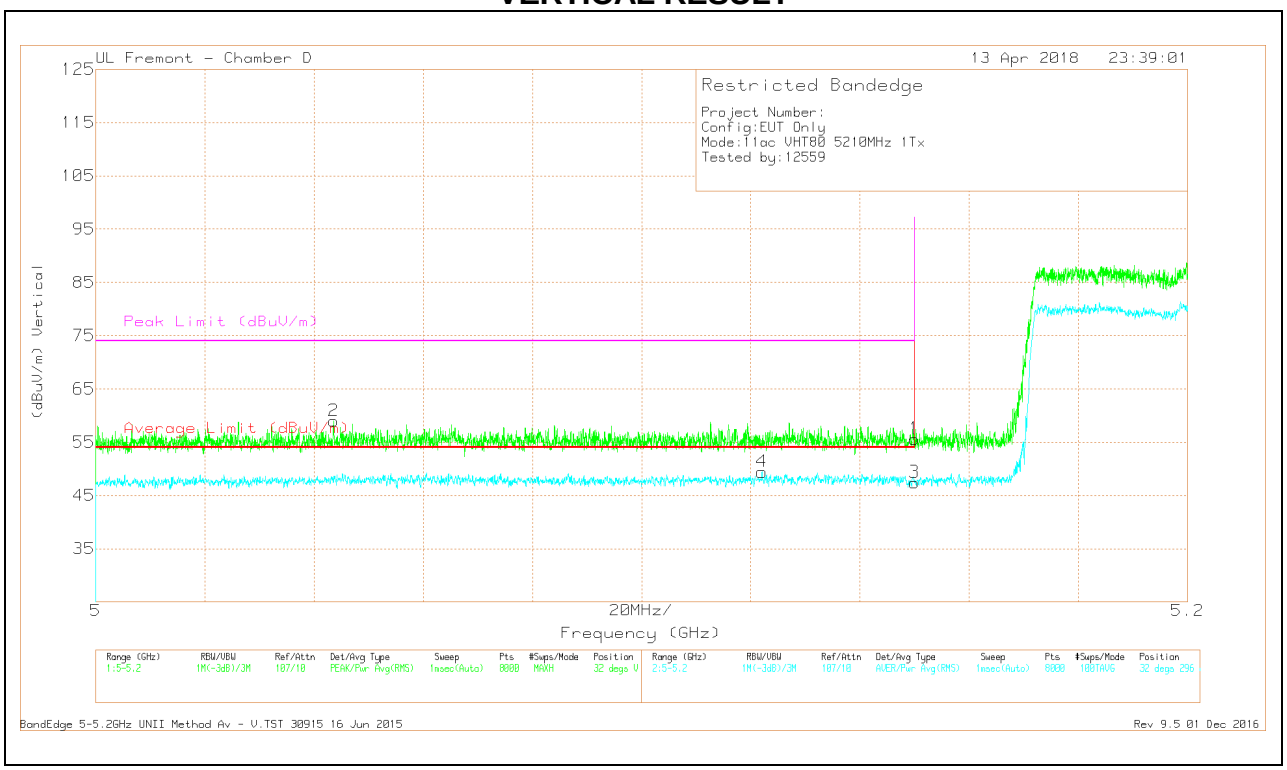

Marker	Frequency (GHz)	Meter Reading (dBuV)	Det	AF T136 (dB/m)	Amp/Cbl/Fltr/Pad (dB)	DC Corr (dB)	Corrected Reading (dBuV/m)	Average Limit (dBuV/m)	Margin (dB)	Peak Limit (dBuV/m)	PK Margin (dB)	Azimuth (Degs)	Height (cm)	Polarity
2	* 5.044	42.18	Pk	34.4	-17.6	0	58.98	-	-	74	-15.02	32	296	V
4	* 5.122	32.62	RMS	34.6	-18	.19	49.41	54	-4.59	-	-	32	296	V
1	* 5.15	39.02	Pk	34.6	-18	0	55.62	-	-	74	-18.38	32	296	V
3	* 5.15	30.63	RMS	34.6	-18	.19	47.42	54	-6.58	-	-	32	296	V

* - indicates frequency in CFR47 Pt 15 / IC RSS-Restricted Band
Pk - Peak detector
RMS - RMS detection

UL VERIFICATION SERVICES INC.
47173 BENICIA STREET, FREMONT, CA 94538, USA TEL: (510) 771-1000 FAX: (510) 661-0888
This report shall not be reproduced except in full, without the written approval of UL Verification Services Inc.

2TX Antenna 6 + Antenna 5 CDD MODE

BANDEDGE (MID CHANNEL)

HORIZONTAL RESULT

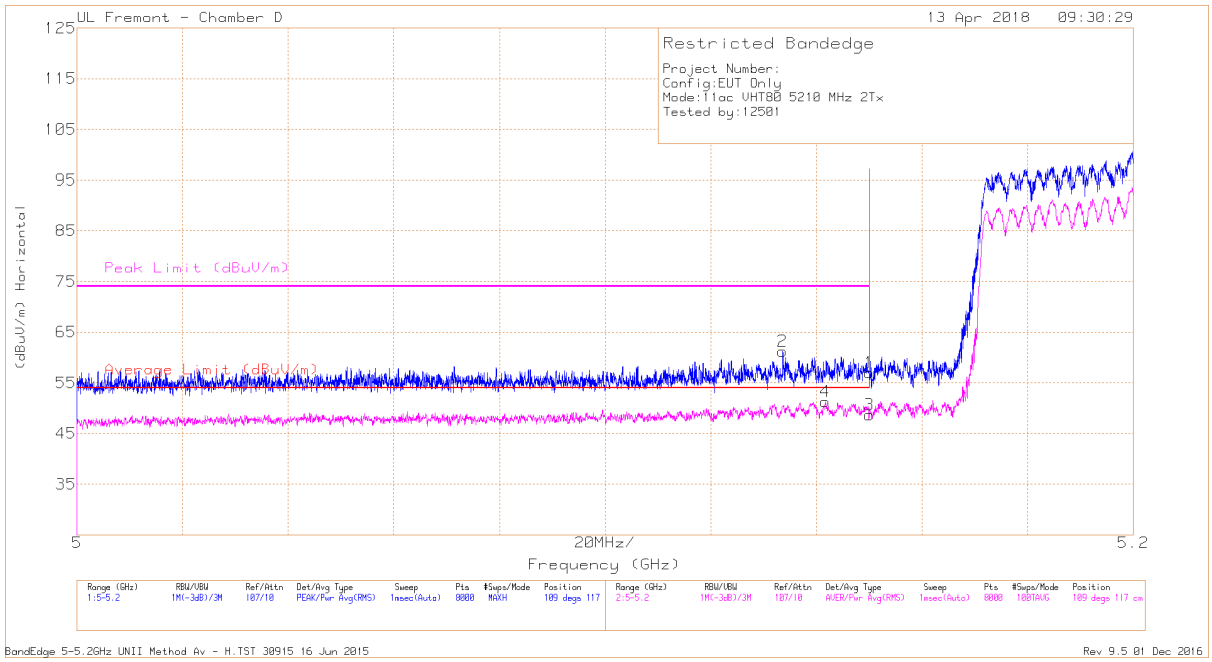

Marker	Frequency (GHz)	Meter Reading (dBuV)	Det	AF T136 (dB/m)	Amp/Cbl/Fltr/Pad (dB)	DC Corr (dB)	Corrected Reading (dBuV/m)	Average Limit (dBuV/m)	Margin (dB)	Peak Limit (dBuV/m)	PK Margin (dB)	Azimuth (Degs)	Height (cm)	Polarity
1	* 5.15	40.34	Pk	34.6	-18	0	56.94	-	-	74	-17.06	109	117	H
2	* 5.134	44.67	Pk	34.6	-18	0	61.27	-	-	74	-12.73	109	117	H
3	* 5.15	31.92	RMS	34.6	-18	.19	48.71	54	-5.29	-	-	109	117	H
4	* 5.142	34.46	RMS	34.6	-18	.19	51.25	54	-2.75	-	-	109	117	H

* - indicates frequency in CFR47 Pt 15 / IC RSS-Restricted Band
Pk - Peak detector
RMS - RMS detection

UL VERIFICATION SERVICES INC.
47173 BENICIA STREET, FREMONT, CA 94538, USA TEL: (510) 771-1000 FAX: (510) 661-0888
This report shall not be reproduced except in full, without the written approval of UL Verification Services Inc.

VERTICAL RESULT

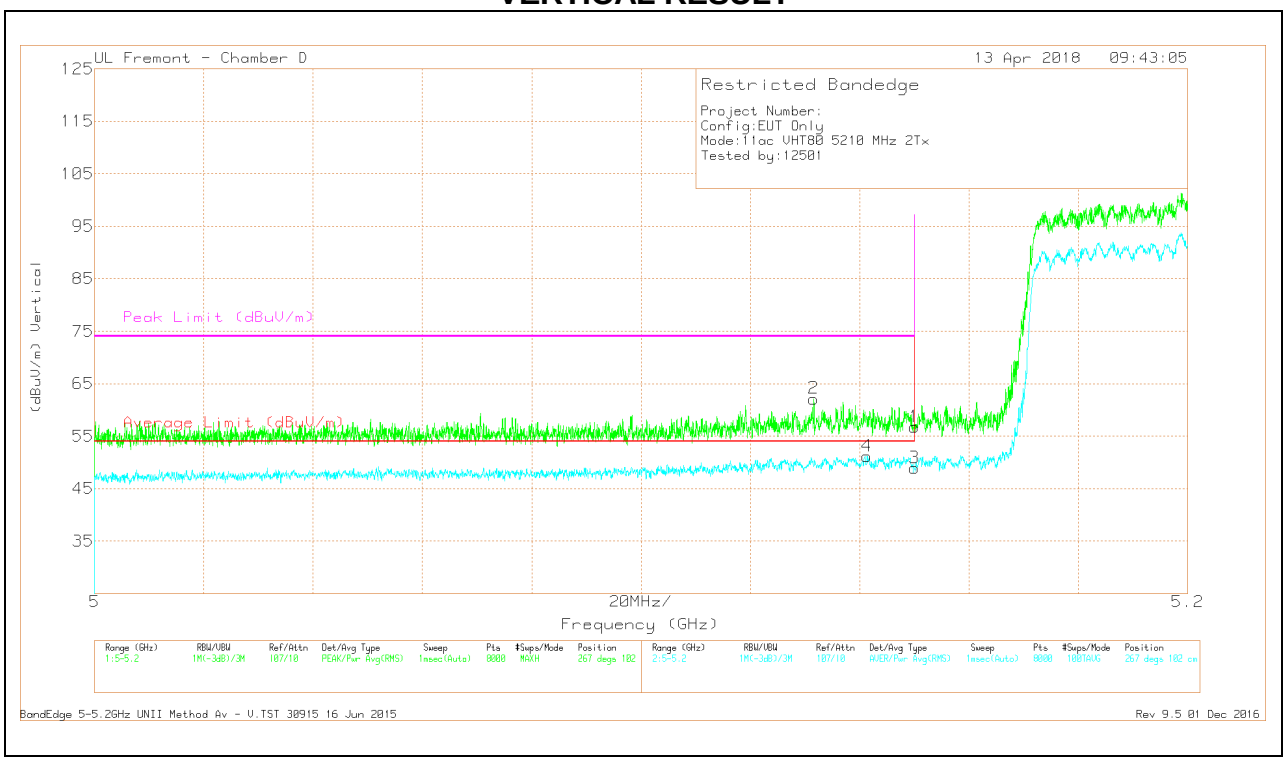

Marker	Frequency (GHz)	Meter Reading (dBuV)	Det	AF T136 (dB/m)	Amp/Cbl/Fltr/Pad (dB)	DC Corr (dB)	Corrected Reading (dBuV/m)	Average Limit (dBuV/m)	Margin (dB)	Peak Limit (dBuV/m)	PK Margin (dB)	Azimuth (Degs)	Height (cm)	Polarity
2	* 5.132	45.55	Pk	34.6	-18		62.15	-	-	74	-11.85	267	102	V
4	* 5.141	34.59	RMS	34.6	-18	0.19	51.38	54	-2.62	-	-	267	102	V
1	* 5.15	40.18	Pk	34.6	-18		56.78	-	-	74	-17.22	267	102	V
3	* 5.15	32.33	RMS	34.6	-18	0.19	49.12	54	-4.88	-	-	267	102	V

* - indicates frequency in CFR47 Pt 15 / IC RSS-Restricted Band
Pk - Peak detector
RMS - RMS detection

UL VERIFICATION SERVICES INC.
47173 BENICIA STREET, FREMONT, CA 94538, USA TEL: (510) 771-1000 FAX: (510) 661-0888
This report shall not be reproduced except in full, without the written approval of UL Verification Services Inc.

HARMONICS AND SPURIOUS EMISSIONS

MID CHANNEL RESULTS

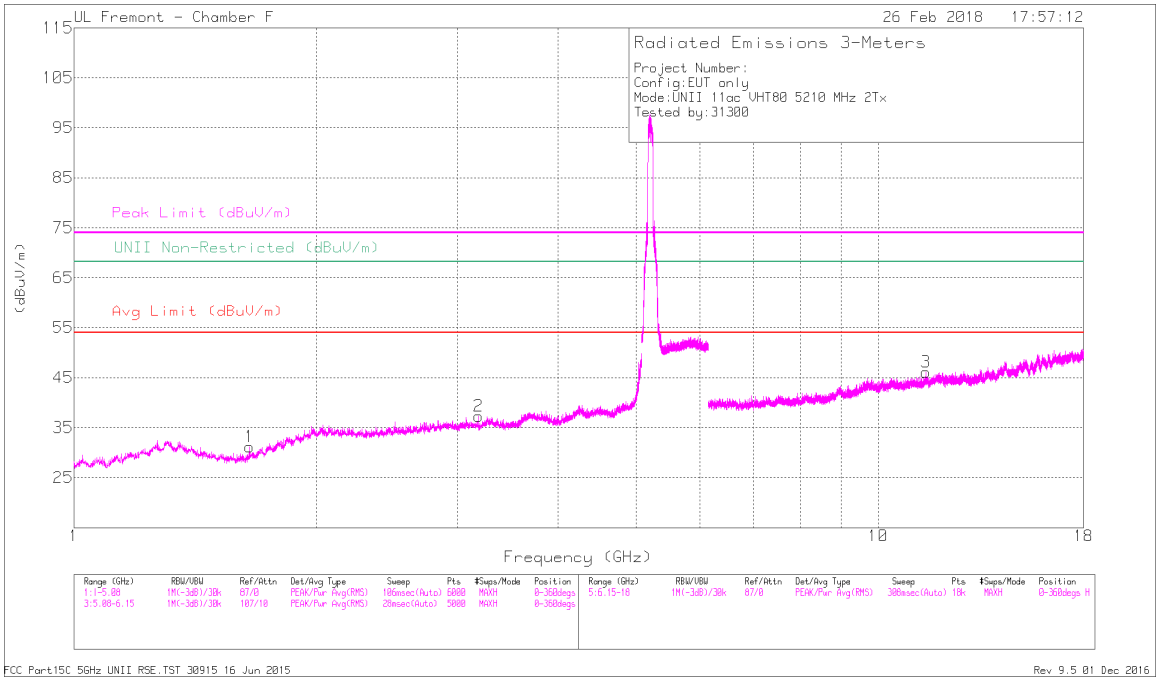

HORIZONTAL

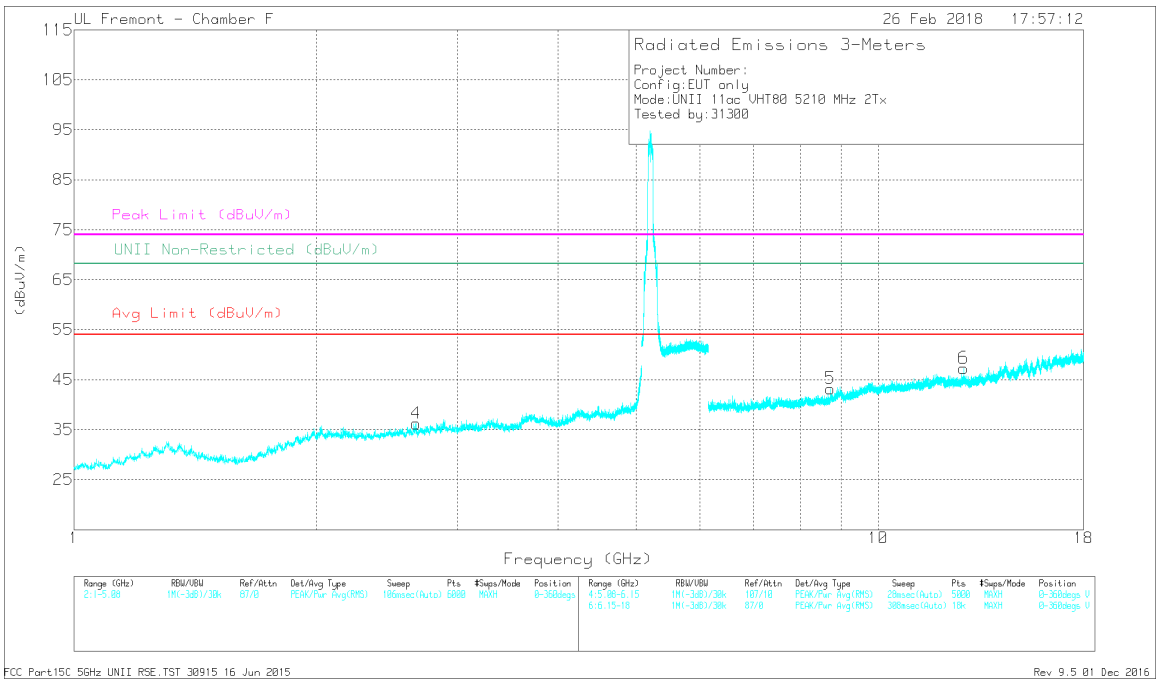

VERTICAL

UL VERIFICATION SERVICES INC.
47173 BENICIA STREET, FREMONT, CA 94538, USA TEL: (510) 771-1000 FAX: (510) 661-0888
This report shall not be reproduced except in full, without the written approval of UL Verification Services Inc.

RADIATED EMISSIONS

Marker	Frequency (GHz)	Meter Reading (dBuV)	Det	AF T119 (dB/m)	Amp/Cbl/Fltr/Pad (dB)	DC Corr (dB)	Corrected Reading (dBuV/m)	Avg Limit (dBuV/m)	Margin (dB)	Peak Limit (dBuV/m)	PK Margin (dB)	UNII Non-Restricted (dBuV/m)	PK Margin (dB)	Azimuth (Degs)	Height (cm)	Polarity
1	1.653	40.52	PK-U	27.8	-31.2	0	37.12	-	-	-	-	68.2	-31.08	232	292	H
2	3.182	40.22	PK-U	32.9	-29.7	0	43.42	-	-	-	-	68.2	-24.78	297	112	H
4	* 2.662	40.23	PK-U	32.4	-29.8	0	42.83	-	-	74	-31.17	-	-	123	245	V
	* 2.662	27.92	ADR	32.4	-29.8	.19	30.71	54	-23.29	-	-	-	-	123	245	V
3	* 11.464	34.97	PK-U	38.4	-21.1	0	52.27	-	-	74	-21.73	-	-	57	204	H
	* 11.465	23.41	ADR	38.4	-21.1	.19	40.90	54	-13.10	-	-	-	-	57	204	H
5	8.726	35.95	PK-U	36.2	-22.9	0	49.25	-	-	-	-	68.2	-18.95	233	291	V
6	12.766	35.65	PK-U	39.1	-22.5	0	52.25	-	-	-	-	68.2	-15.95	5	225	V

* - indicates frequency in CFR47 Pt 15 / IC RSS-Restricted Band
PK-U - U-NII: Maximum Peak
ADR - U-NII AD primary method, RMS average

UL VERIFICATION SERVICES INC.
47173 BENICIA STREET, FREMONT, CA 94538, USA TEL: (510) 771-1000 FAX: (510) 661-0888
This report shall not be reproduced except in full, without the written approval of UL Verification Services Inc.

9.1.4. TX ABOVE 1 GHz 802.11n HT20 MODE IN THE 5.3 GHz BAND

1TX Antenna 6 MODE

BANDEDGE (HIGH CHANNEL)

HORIZONTAL RESULT

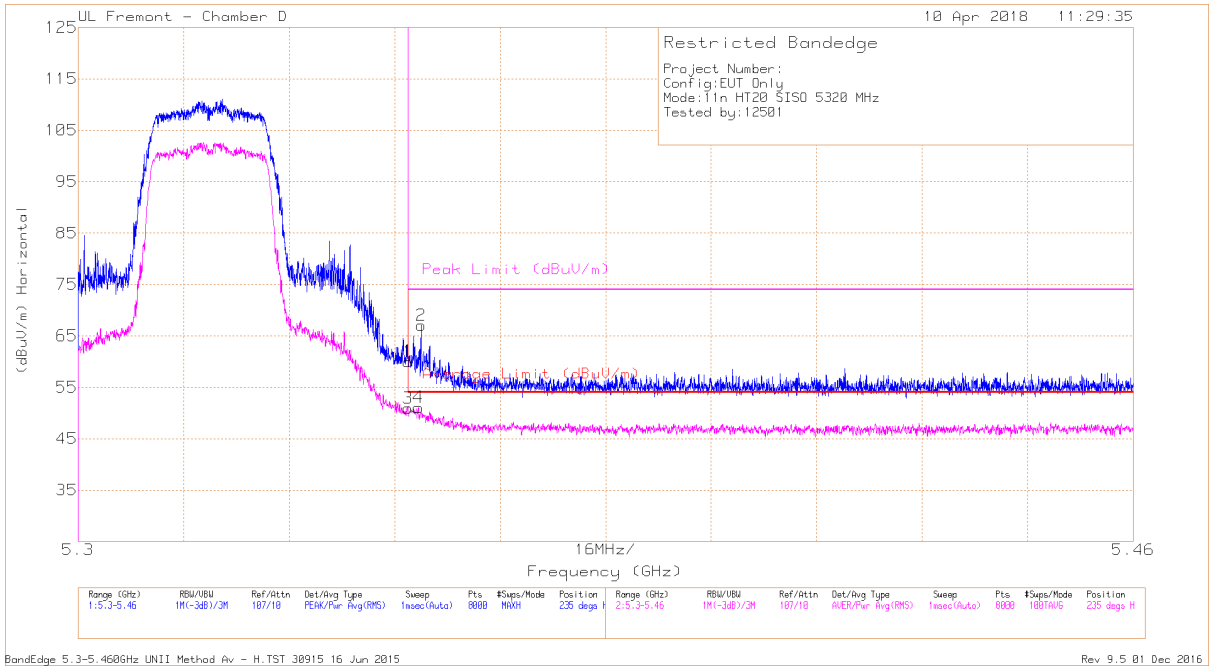

Marker	Frequency (GHz)	Meter Reading (dBuV)	Det	AF T136 (dB/m)	Amp/Cbl/Fltr/Pad (dB)	Corrected Reading (dBuV/m)	Average Limit (dBuV/m)	Margin (dB)	Peak Limit (dBuV/m)	PK Margin (dB)	Azimuth (Degs)	Height (cm)	Polarity
1	* 5.35	43	Pk	34.9	-17.9	60	-	-	74	-14	235	118	H
2	* 5.352	50.06	Pk	34.9	-17.9	67.06	-	-	74	-6.94	235	118	H
3	* 5.35	33.92	RMS	34.9	-17.9	50.92	54	-3.08	-	-	235	118	H
4	* 5.352	34.08	RMS	34.9	-17.9	51.08	54	-2.92	-	-	235	118	H

* - indicates frequency in CFR47 Pt 15 / IC RSS-Restricted Band
Pk - Peak detector
RMS - RMS detection

UL VERIFICATION SERVICES INC.
47173 BENICIA STREET, FREMONT, CA 94538, USA TEL: (510) 771-1000 FAX: (510) 661-0888
This report shall not be reproduced except in full, without the written approval of UL Verification Services Inc.

VERTICAL RESULT

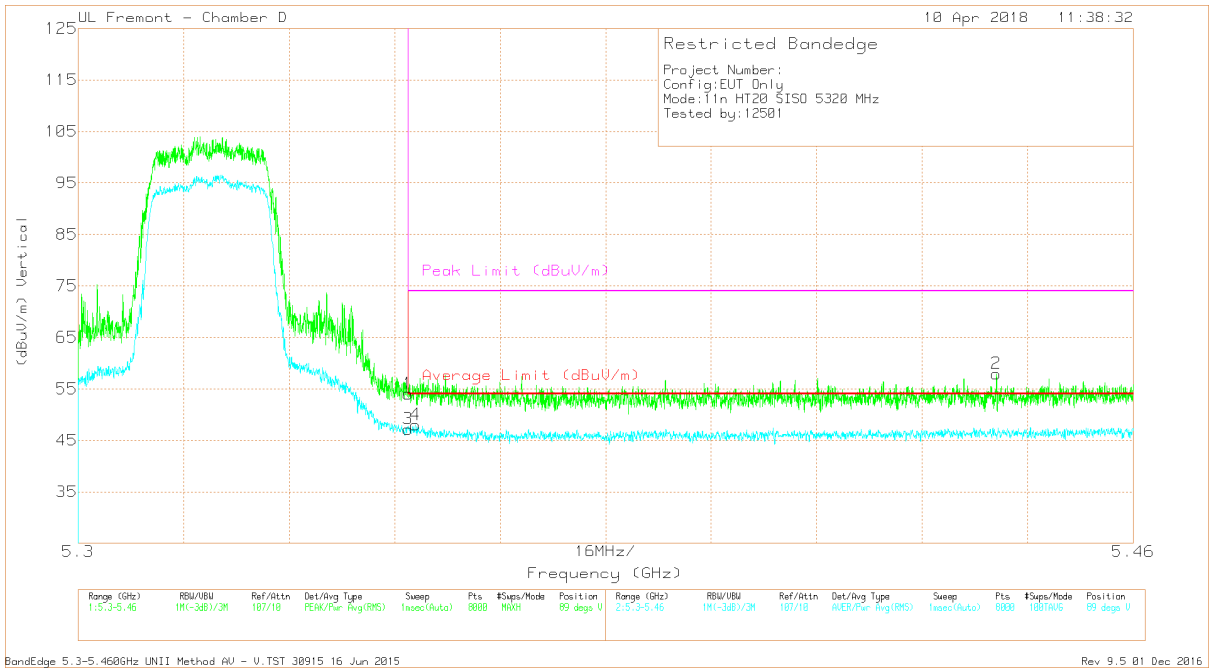

Marker	Frequency (GHz)	Meter Reading (dBuV)	Det	AF T136 (dB/m)	Amp/Cbl/Fltr/Pad (dB)	Corrected Reading (dBuV/m)	Average Limit (dBuV/m)	Margin (dB)	Peak Limit (dBuV/m)	PK Margin (dB)	Azimuth (Degs)	Height (cm)	Polarity
1	* 5.35	37.07	Pk	34.9	-17.9	54.07	-	-	74	-19.93	89	299	V
2	* 5.439	40.76	Pk	34.9	-17.7	57.96	-	-	74	-16.04	89	299	V
3	* 5.35	30.21	RMS	34.9	-17.9	47.21	54	-6.79	-	-	89	299	V
4	* 5.351	31.04	RMS	34.9	-17.9	48.04	54	-5.96	-	-	89	299	V

* - indicates frequency in CFR47 Pt 15 / IC RSS-Restricted Band
Pk - Peak detector
RMS - RMS detection

UL VERIFICATION SERVICES INC.
47173 BENICIA STREET, FREMONT, CA 94538, USA TEL: (510) 771-1000 FAX: (510) 661-0888
This report shall not be reproduced except in full, without the written approval of UL Verification Services Inc.

1TX Antenna 5 MODE

BANDEDGE (HIGH CHANNEL)

HORIZONTAL RESULT

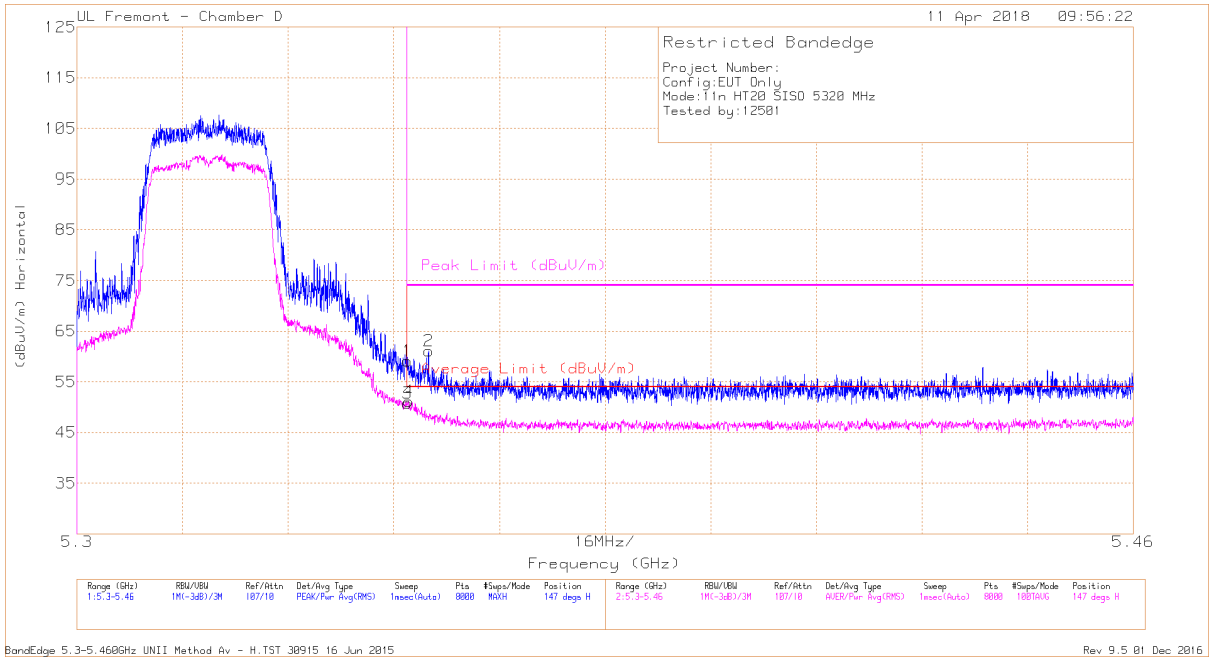

Marker	Frequency (GHz)	Meter Reading (dBuV)	Det	AF T136 (dB/m)	Amp/Cbl/Fltr/Pad (dB)	Corrected Reading (dBuV/m)	Average Limit (dBuV/m)	Margin (dB)	Peak Limit (dBuV/m)	PK Margin (dB)	Azimuth (Degs)	Height (cm)	Polarity
1	* 5.35	42.15	Pk	34.9	-17.9	59.15	-	-	74	-14.85	147	114	H
2	* 5.353	44.16	Pk	34.9	-18	61.06	-	-	74	-12.94	147	114	H
3	* 5.35	33.75	RMS	34.9	-17.9	50.75	54	-3.25	-	-	147	114	H
4	* 5.35	34.12	RMS	34.9	-17.9	51.12	54	-2.88	-	-	147	114	H

* - indicates frequency in CFR47 Pt 15 / IC RSS-Restricted Band
Pk - Peak detector
RMS - RMS detection

UL VERIFICATION SERVICES INC.
47173 BENICIA STREET, FREMONT, CA 94538, USA TEL: (510) 771-1000 FAX: (510) 661-0888
This report shall not be reproduced except in full, without the written approval of UL Verification Services Inc.

VERTICAL RESULT

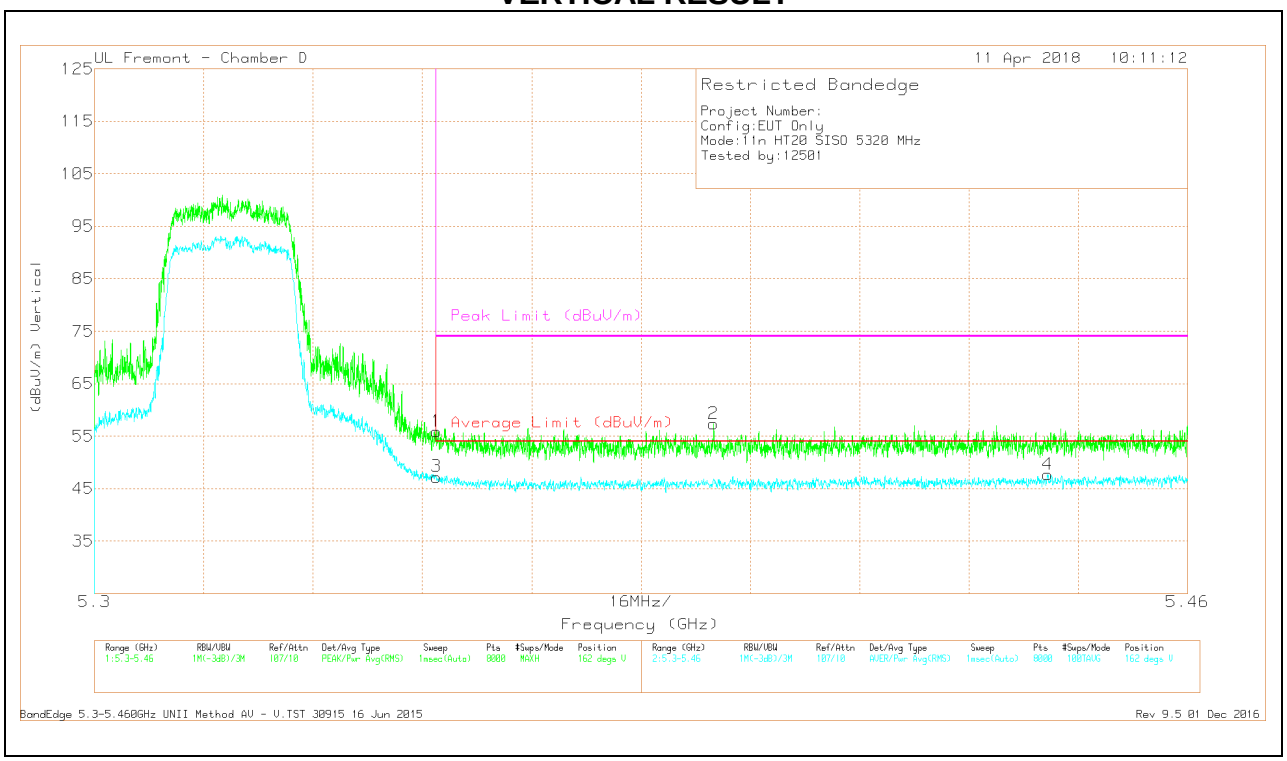

Marker	Frequency (GHz)	Meter Reading (dBuV)	Det	AF T136 (dB/m)	Amp/Cbl/Fltr/Pad (dB)	Corrected Reading (dBuV/m)	Average Limit (dBuV/m)	Margin (dB)	Peak Limit (dBuV/m)	PK Margin (dB)	Azimuth (Degs)	Height (cm)	Polarity
1	* 5.35	38.89	Pk	34.9	-17.9	55.89	-	-	74	-18.11	162	193	V
3	* 5.35	30.25	RMS	34.9	-17.9	47.25	54	-6.75	-	-	162	193	V
2	* 5.391	40.47	Pk	34.9	-18	57.37	-	-	74	-16.63	162	193	V
4	* 5.439	30.48	RMS	34.9	-17.7	47.68	54	-6.32	-	-	162	193	V

* - indicates frequency in CFR47 Pt 15 / IC RSS-Restricted Band
Pk - Peak detector
RMS - RMS detection

UL VERIFICATION SERVICES INC.
47173 BENICIA STREET, FREMONT, CA 94538, USA TEL: (510) 771-1000 FAX: (510) 661-0888
This report shall not be reproduced except in full, without the written approval of UL Verification Services Inc.

2TX Antenna 6 + Antenna 5 CDD MODE

BANDEDGE (HIGH CHANNEL)

HORIZONTAL RESULT

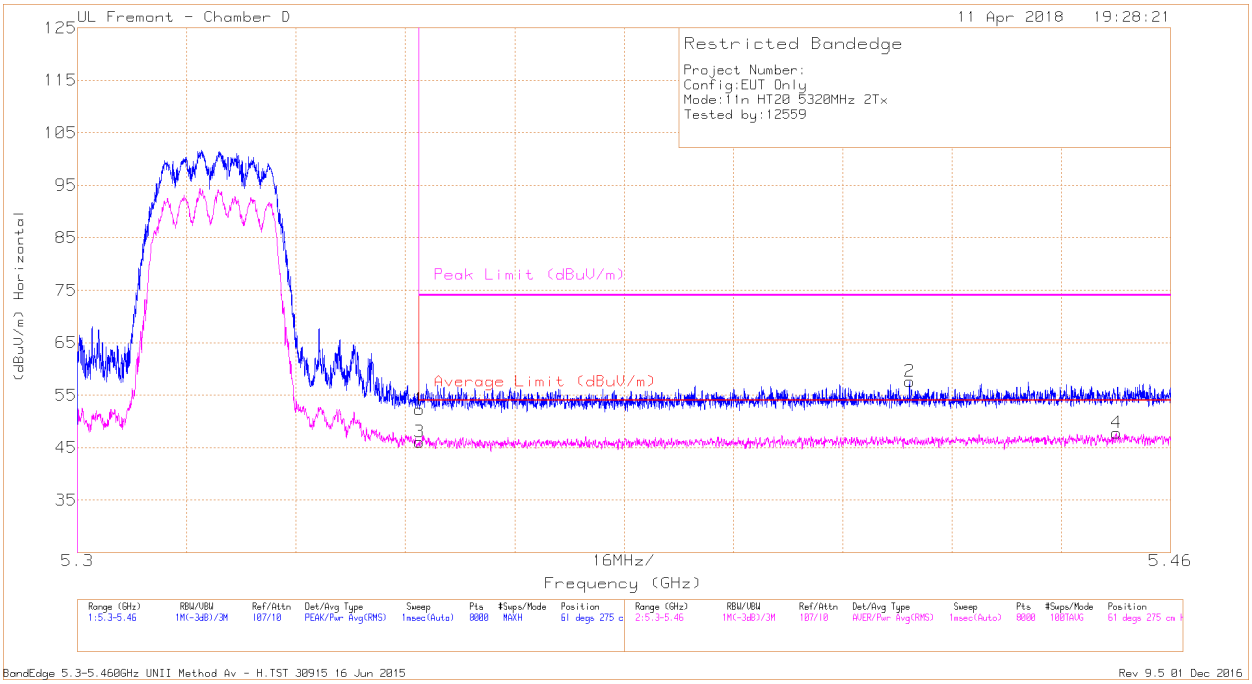

Marker	Frequency (GHz)	Meter Reading (dBuV)	Det	AF T136 (dB/m)	Amp/Cbl/Fltr/Pad (dB)	Corrected Reading (dBuV/m)	Average Limit (dBuV/m)	Margin (dB)	Peak Limit (dBuV/m)	PK Margin (dB)	Azimuth (Degs)	Height (cm)	Polarity
1	* 5.35	35.31	Pk	34.9	-17.9	52.31	-	-	74	-21.69	61	275	H
3	* 5.35	29.02	RMS	34.9	-17.9	46.02	54	-7.98	-	-	61	275	H
2	* 5.422	40.48	Pk	34.9	-17.8	57.58	-	-	74	-16.42	61	275	H
4	* 5.452	30.46	RMS	34.9	-17.6	47.76	54	-6.24	-	-	61	275	H

* - indicates frequency in CFR47 Pt 15 / IC RSS-Restricted Band
Pk - Peak detector
RMS - RMS detection

UL VERIFICATION SERVICES INC.
47173 BENICIA STREET, FREMONT, CA 94538, USA TEL: (510) 771-1000 FAX: (510) 661-0888
This report shall not be reproduced except in full, without the written approval of UL Verification Services Inc.

VERTICAL RESULT

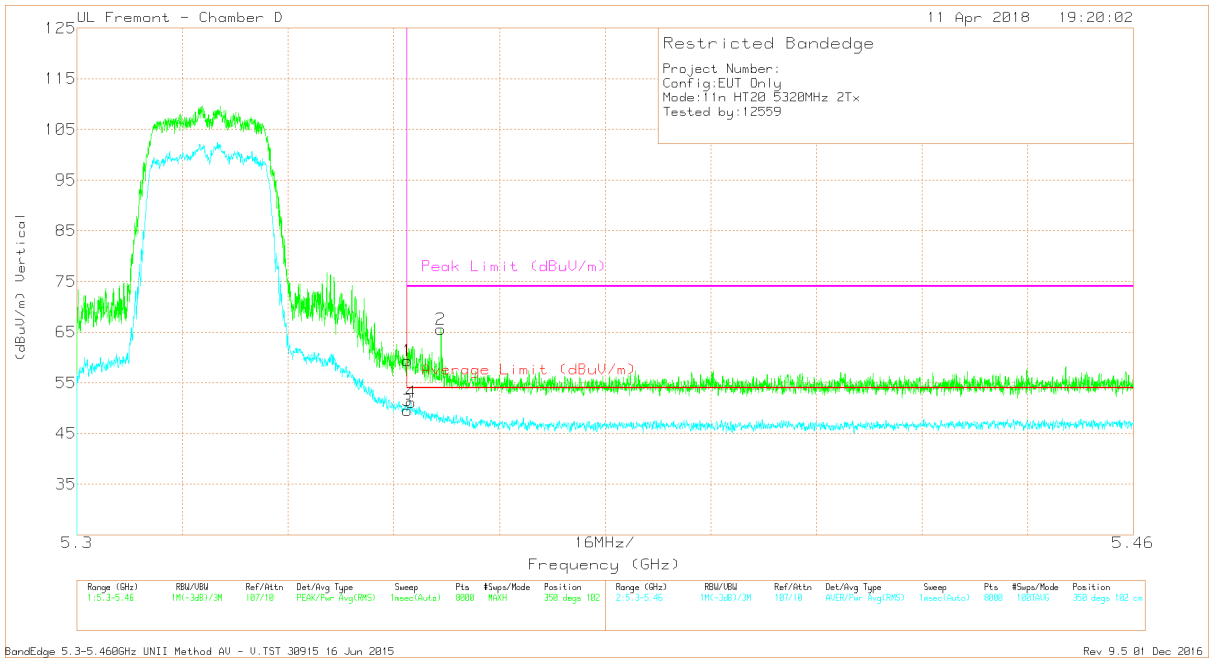

Marker	Frequency (GHz)	Meter Reading (dBuV)	Det	AF T136 (dB/m)	Amp/Cbl/Fltr/Pad (dB)	Corrected Reading (dBuV/m)	Average Limit (dBuV/m)	Margin (dB)	Peak Limit (dBuV/m)	PK Margin (dB)	Azimuth (Degs)	Height (cm)	Polarity
1	* 5.35	42.33	Pk	34.9	-17.9	59.33	-	-	74	-14.67	350	102	V
2	* 5.355	48.68	Pk	34.9	-18	65.58	-	-	74	-8.42	350	102	V
3	* 5.35	32.58	RMS	34.9	-17.9	49.58	54	-4.42	-	-	350	102	V
4	* 5.351	34.21	RMS	34.9	-17.9	51.21	54	-2.79	-	-	350	102	V

* - indicates frequency in CFR47 Pt 15 / IC RSS-Restricted Band
Pk - Peak detector
RMS - RMS detection

UL VERIFICATION SERVICES INC.
47173 BENICIA STREET, FREMONT, CA 94538, USA TEL: (510) 771-1000 FAX: (510) 661-0888
This report shall not be reproduced except in full, without the written approval of UL Verification Services Inc.

HARMONICS AND SPURIOUS EMISSIONS

LOW CHANNEL RESULTS

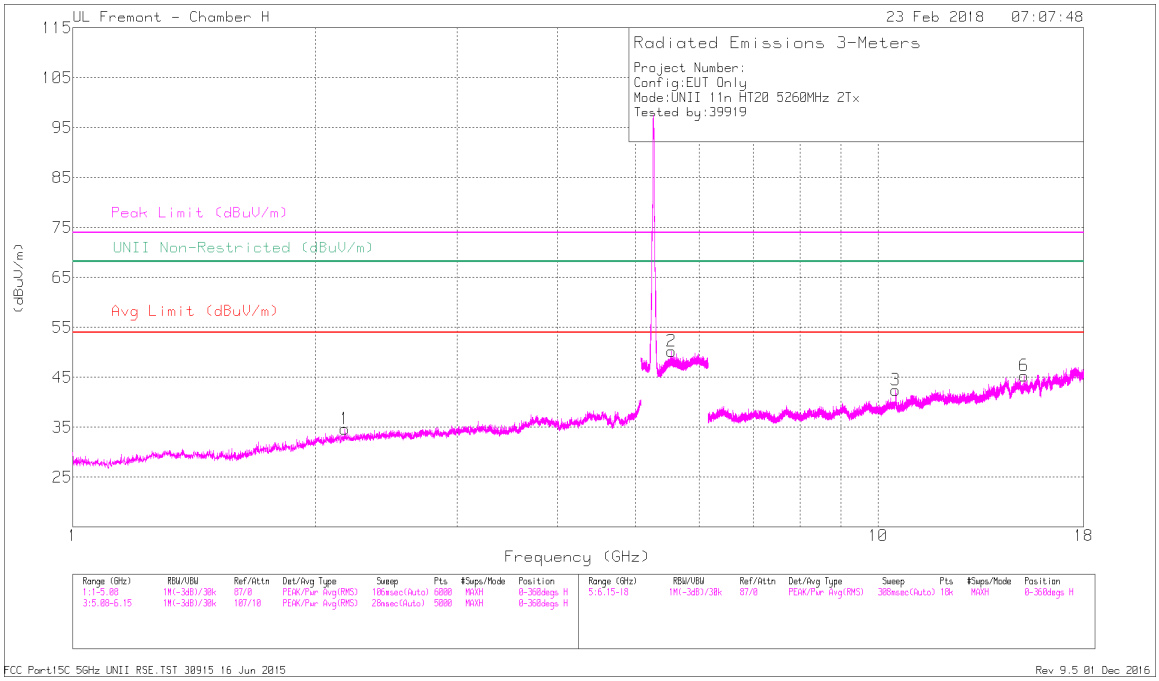

HORIZONTAL

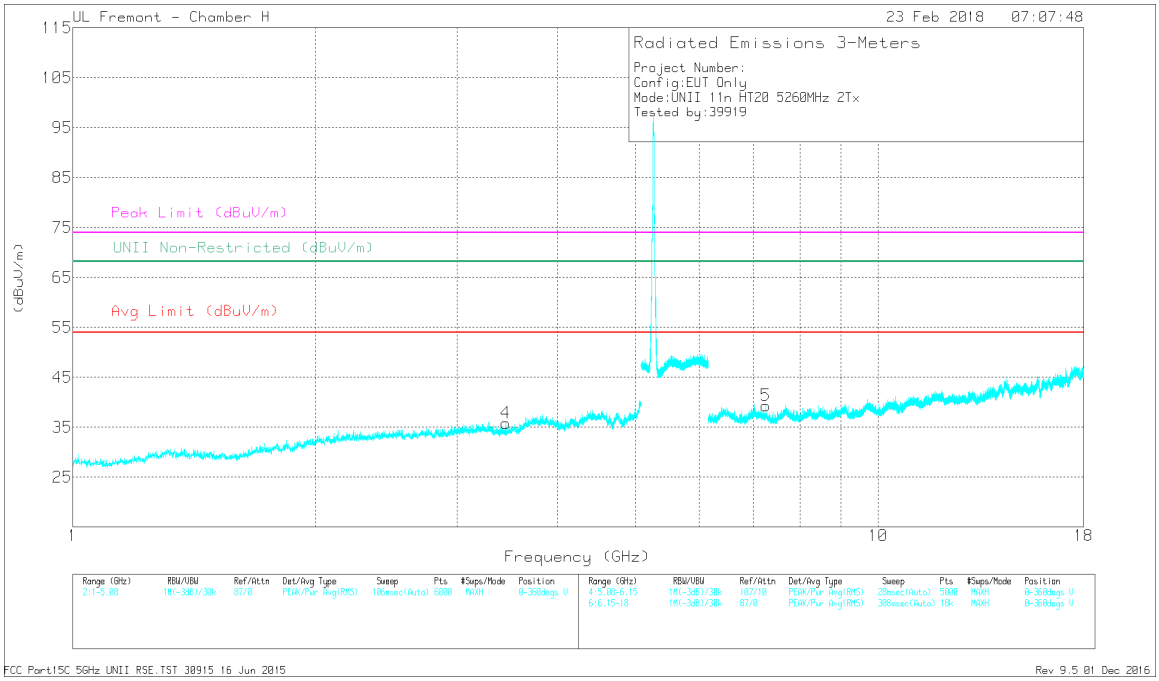

VERTICAL

UL VERIFICATION SERVICES INC.
47173 BENICIA STREET, FREMONT, CA 94538, USA TEL: (510) 771-1000 FAX: (510) 661-0888
This report shall not be reproduced except in full, without the written approval of UL Verification Services Inc.

RADIATED EMISSIONS

Marker	Frequency (GHz)	Meter Reading (dBuV)	Det	AF T344 (dB/m)	Amp/Cbl/Fltr/Pad (dB)	Corrected Reading (dBuV/m)	Avg Limit (dBuV/m)	Margin (dB)	Peak Limit (dBuV/m)	PK Margin (dB)	UNII Non-Restricted (dBuV/m)	PK Margin (dB)	Azimuth (Degs)	Height (cm)	Polarity
5	* 7.662	39.42	PK-U	36.2	-30.5	45.12	-	-	74	-28.88	-	-	143	151	V
	* 7.314	27.79	ADR	35.8	-30.7	32.89	54	-21.11	-	-	-	-	143	151	V
1	2.178	46.66	PK-U	31.9	-37.6	40.96	-	-	-	-	68.2	-27.24	0	296	H
4	3.452	45.23	PK-U	32.8	-36	42.03	-	-	-	-	68.2	-26.17	162	392	V
2	5.544	44.86	PK-U	34.8	-23.5	56.16	-	-	-	-	68.2	-12.04	320	255	H
3	10.523	40.05	PK-U	37.8	-28	49.85	-	-	-	-	68.2	-18.35	360	117	H
6	15.179	35.22	PK-U	41.2	-24.8	51.62	-	-	-	-	68.2	-16.58	6	301	H

* - indicates frequency in CFR47 Pt 15 / IC RSS-Restricted Band
PK-U - U-NII: Maximum Peak
ADR - U-NII AD primary method, RMS average

UL VERIFICATION SERVICES INC.
47173 BENICIA STREET, FREMONT, CA 94538, USA TEL: (510) 771-1000 FAX: (510) 661-0888
This report shall not be reproduced except in full, without the written approval of UL Verification Services Inc.

MID CHANNEL RESULTS

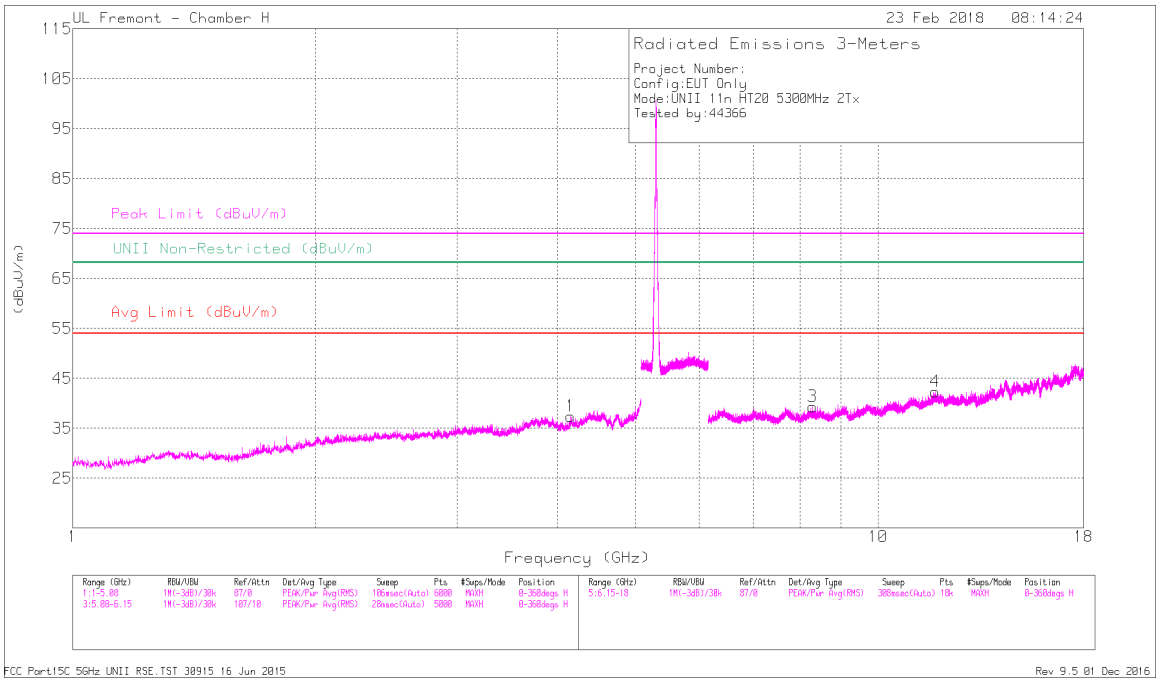

HORIZONTAL

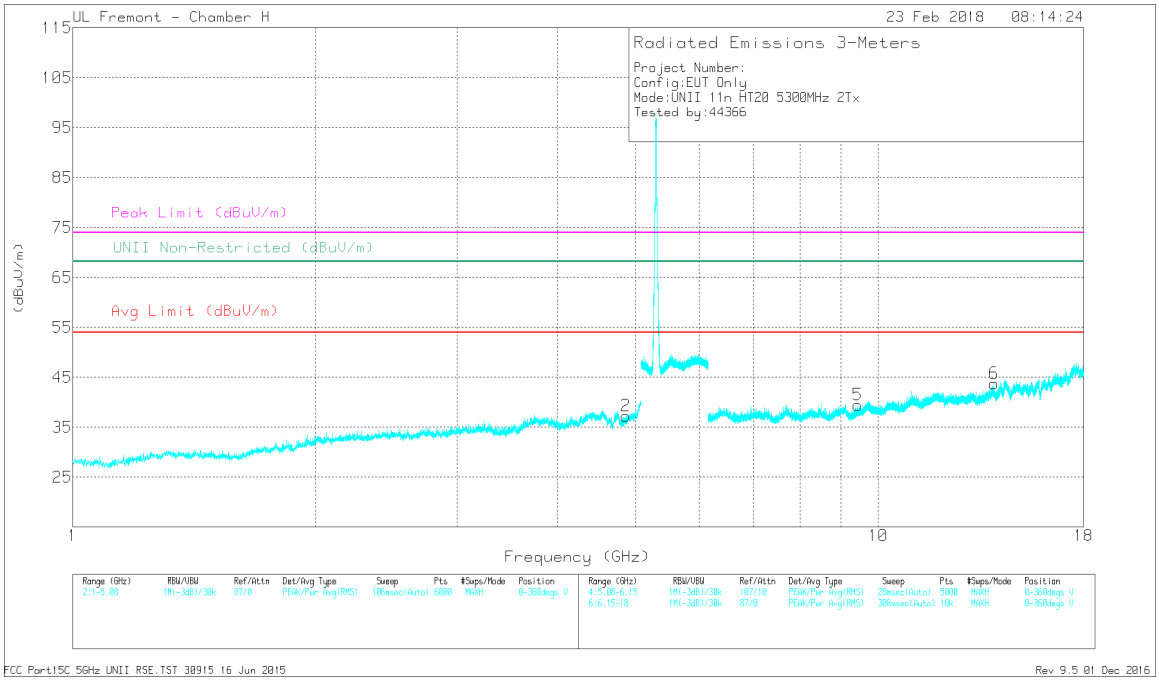

VERTICAL

UL VERIFICATION SERVICES INC.
47173 BENICIA STREET, FREMONT, CA 94538, USA TEL: (510) 771-1000 FAX: (510) 661-0888
This report shall not be reproduced except in full, without the written approval of UL Verification Services Inc.

RADIATED EMISSIONS

Marker	Frequency (GHz)	Meter Reading (dBuV)	Det	AF T344 (dB/m)	Amp/Cbl/Fltr/Pad (dB)	Corrected Reading (dBuV/m)	Avg Limit (dBuV/m)	Margin (dB)	Peak Limit (dBuV/m)	PK Margin (dB)	UNII Non-Restricted (dBuV/m)	PK Margin (dB)	Azimuth (Degs)	Height (cm)	Polarity
1	* 4.149	45	PK-U	33.5	-34.8	43.7	-	-	74	-30.3	-	-	187	164	H
	* 4.148	32.96	ADR	33.5	-34.8	31.66	54	-22.34	-	-	-	-	187	164	H
2	* 4.862	42.63	PK-U	34.2	-33.8	43.03	-	-	74	-30.97	-	-	71	291	V
	* 4.864	31.5	ADR	34.2	-33.8	31.9	54	-22.1	-	-	-	-	71	291	V
3	* 8.299	38.94	PK-U	36.1	-29.6	45.44	-	-	74	-28.56	-	-	345	391	H
	* 8.3	26.99	ADR	36.1	-29.6	33.49	54	-20.51	-	-	-	-	345	391	H
4	* 11.769	36.02	PK-U	38.9	-26.3	48.62	-	-	74	-25.38	-	-	248	308	H
	* 11.768	24.48	ADR	38.9	-26.3	37.08	54	-16.92	-	-	-	-	248	308	H
5	* 9.435	37.93	PK-U	36.9	-28.5	46.33	-	-	74	-27.67	-	-	13	340	V
	* 9.434	25.68	ADR	36.9	-28.5	34.08	54	-19.92	-	-	-	-	13	340	V
6	13.941	35.45	PK-U	39.4	-25.2	49.65	-	-	-	-	68.2	-18.55	360	296	V

* - indicates frequency in CFR47 Pt 15 / IC RSS-Restricted Band
PK-U - U-NII: Maximum Peak
ADR - U-NII AD primary method, RMS average

UL VERIFICATION SERVICES INC.
47173 BENICIA STREET, FREMONT, CA 94538, USA TEL: (510) 771-1000 FAX: (510) 661-0888
This report shall not be reproduced except in full, without the written approval of UL Verification Services Inc.

HIGH CHANNEL RESULTS

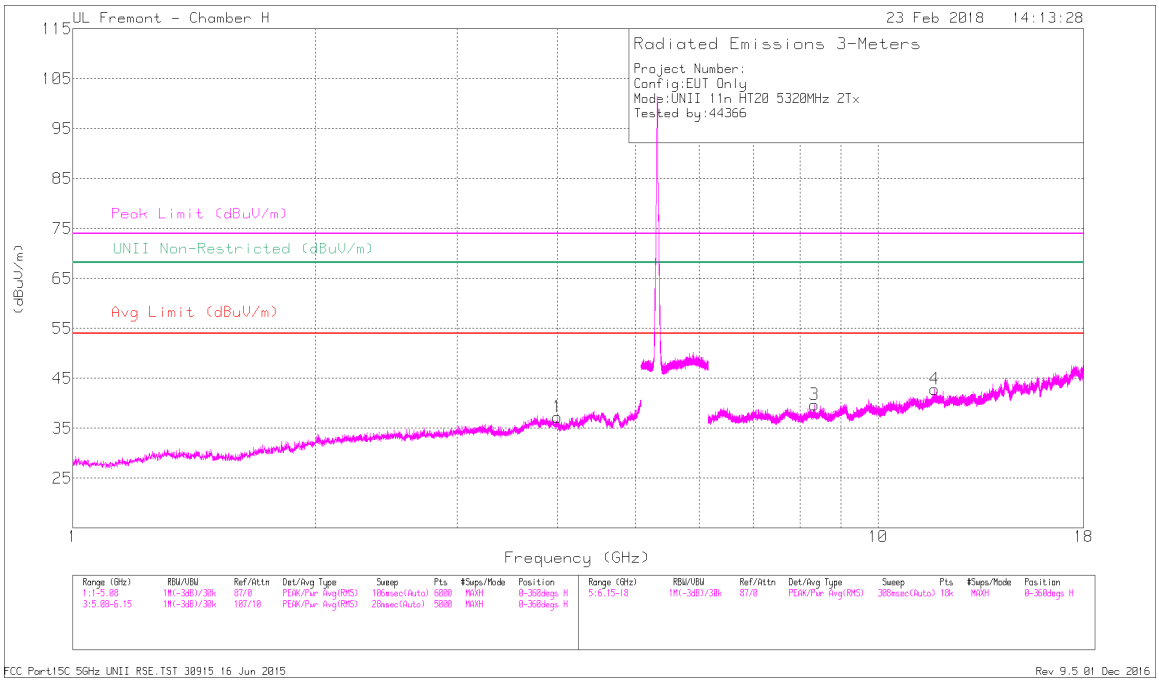

HORIZONTAL

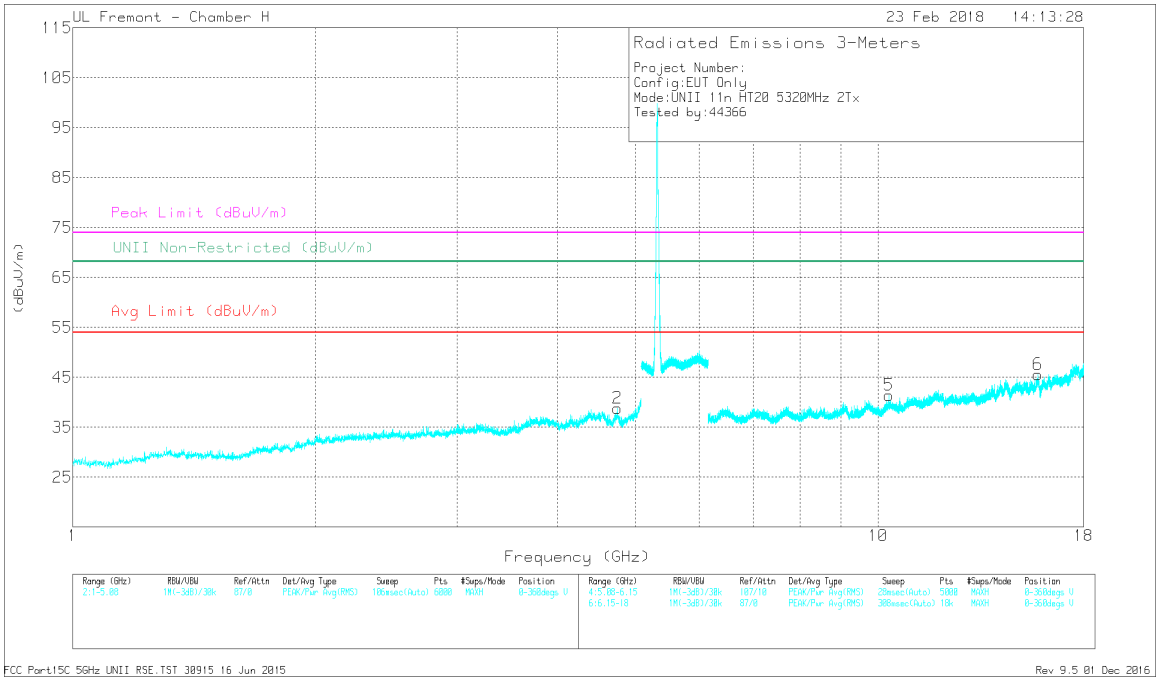

VERTICAL

UL VERIFICATION SERVICES INC.
47173 BENICIA STREET, FREMONT, CA 94538, USA TEL: (510) 771-1000 FAX: (510) 661-0888

This report shall not be reproduced except in full, without the written approval of UL Verification Services Inc.

RADIATED EMISSIONS

Marker	Frequency (GHz)	Meter Reading (dBuV)	Det	AF T344 (dB/m)	Amp/Cbl/Fltr/Pad (dB)	Corrected Reading (dBuV/m)	Avg Limit (dBuV/m)	Margin (dB)	Peak Limit (dBuV/m)	PK Margin (dB)	UNII Non-Restricted (dBuV/m)	PK Margin (dB)	Azimuth (Degs)	Height (cm)	Polarity
1	* 3.996	44.29	PK-U	33.6	-34.8	43.09	-	-	74	-30.91	-	-	191	400	H
	* 3.995	32.61	ADR	33.6	-34.8	31.41	54	-22.59	-	-	-	-	191	400	H
2	* 4.742	42.36	PK-U	34.2	-33.6	42.96	-	-	74	-31.04	-	-	114	328	V
	* 4.741	31.39	ADR	34.2	-33.6	31.99	54	-22.01	-	-	-	-	114	328	V
3	* 8.344	39.02	PK-U	36	-30.1	44.92	-	-	74	-29.08	-	-	278	353	H
	* 8.343	27.59	ADR	36	-30.1	33.49	54	-20.51	-	-	-	-	278	353	H
4	* 11.749	36.03	PK-U	38.8	-26.4	48.43	-	-	74	-25.57	-	-	266	124	H
	* 11.747	24.39	ADR	38.8	-26.4	36.79	54	-17.21	-	-	-	-	266	124	H
6	* 15.798	34.24	PK-U	42.3	-24.4	52.14	-	-	74	-21.86	-	-	237	313	V
	* 15.799	22.8	ADR	42.3	-24.4	40.7	54	-13.3	-	-	-	-	237	313	V
5	10.309	38.82	PK-U	37.5	-28.6	47.72	-	-	-	-	68.2	-20.48	137	372	V

* - indicates frequency in CFR47 Pt 15 / IC RSS-Restricted Band
PK-U - U-NII: Maximum Peak
ADR - U-NII AD primary method, RMS average

UL VERIFICATION SERVICES INC.
47173 BENICIA STREET, FREMONT, CA 94538, USA TEL: (510) 771-1000 FAX: (510) 661-0888
This report shall not be reproduced except in full, without the written approval of UL Verification Services Inc.

9.1.5. TX ABOVE 1 GHz 802.11n HT40 MODE IN THE 5.3 GHz BAND

1TX Antenna 6 MODE

BANDEDGE (HIGH CHANNEL)

HORIZONTAL RESULT

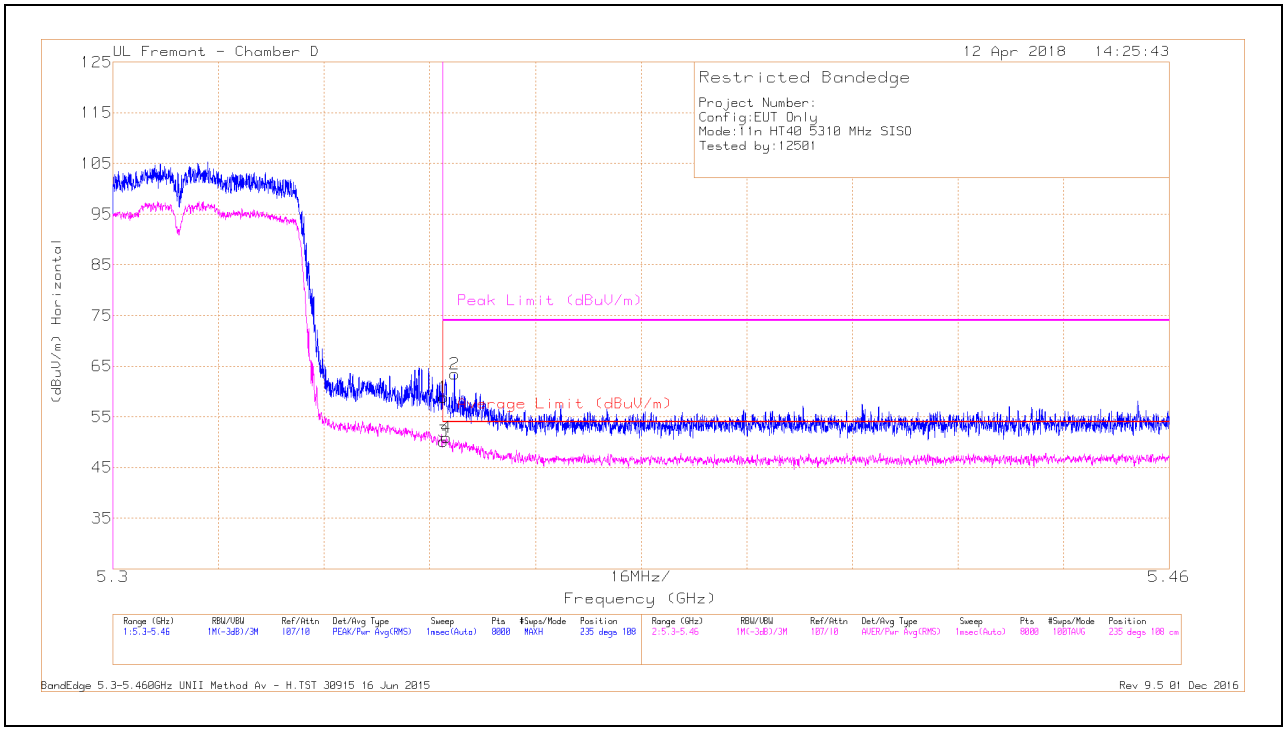

Marker	Frequency (GHz)	Meter Reading (dBuV)	Det	AF T136 (dB/m)	Amp/Cbl/Fltr/Pad (dB)	DC Corr (dB)	Corrected Reading (dBuV/m)	Average Limit (dBuV/m)	Margin (dB)	Peak Limit (dBuV/m)	PK Margin (dB)	Azimuth (Degs)	Height (cm)	Polarity
1	* 5.35	41.86	Pk	34.9	-17.9		58.86	-	-	74	-15.14	235	108	H
2	* 5.352	46.43	Pk	34.9	-17.9		63.43	-	-	74	-10.57	235	108	H
3	* 5.35	33.2	RMS	34.9	-17.9	0.09	50.29	54	-3.71	-	-	235	108	H
4	* 5.351	33.95	RMS	34.9	-17.9	0.09	51.04	54	-2.91	-	-	235	108	H

* - indicates frequency in CFR47 Pt 15 / IC RSS-Restricted Band
Pk - Peak detector
RMS - RMS detection

UL VERIFICATION SERVICES INC.
47173 BENICIA STREET, FREMONT, CA 94538, USA TEL: (510) 771-1000 FAX: (510) 661-0888
This report shall not be reproduced except in full, without the written approval of UL Verification Services Inc.

VERTICAL RESULT

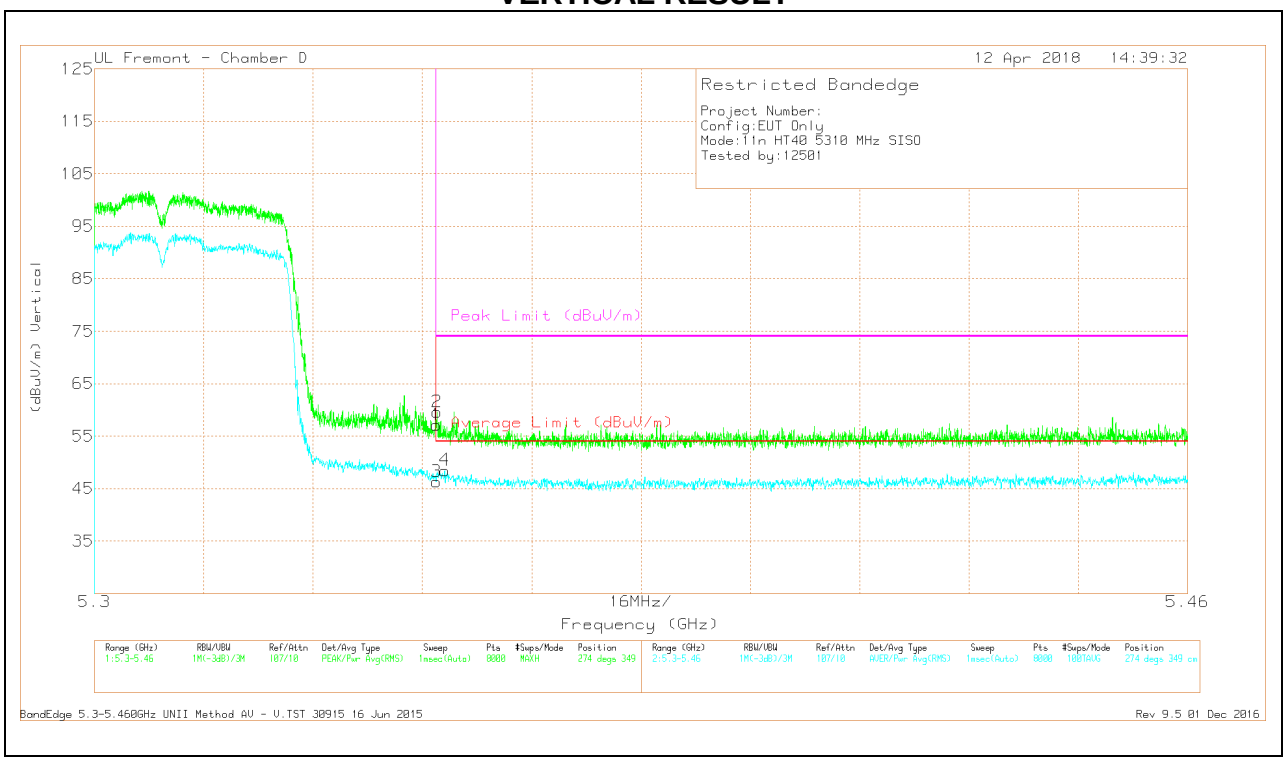

Marker	Frequency (GHz)	Meter Reading (dBuV)	Det	AF T136 (dB/m)	Amp/Cbl/Fltr/Pad (dB)	DC Corr (dB)	Corrected Reading (dBuV/m)	Average Limit (dBuV/m)	Margin (dB)	Peak Limit (dBuV/m)	PK Margin (dB)	Azimuth (Degs)	Height (cm)	Polarity
1	* 5.35	40.16	Pk	34.9	-17.9		57.16	-	-	74	-16.84	274	349	V
2	* 5.35	42.66	Pk	34.9	-17.9		59.66	-	-	74	-14.34	274	349	V
3	* 5.35	29.32	RMS	34.9	-17.9	0.09	46.31	54	-7.69	-	-	274	349	V
4	* 5.351	31.49	RMS	34.9	-17.9	0.09	48.58	54	-5.42	-	-	274	349	V

* - indicates frequency in CFR47 Pt 15 / IC RSS-Restricted Band
Pk - Peak detector
RMS - RMS detection

UL VERIFICATION SERVICES INC.
47173 BENICIA STREET, FREMONT, CA 94538, USA TEL: (510) 771-1000 FAX: (510) 661-0888
This report shall not be reproduced except in full, without the written approval of UL Verification Services Inc.

1TX Antenna 5 MODE

BANDEDGE (HIGH CHANNEL)

HORIZONTAL RESULT

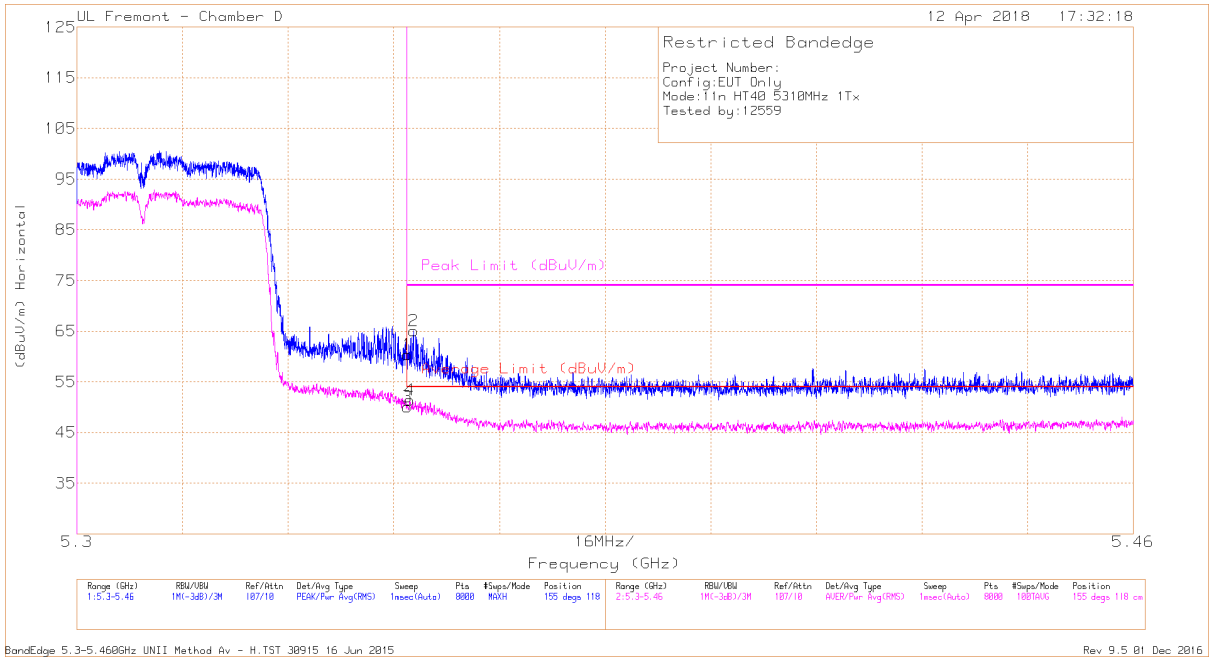

Marker	Frequency (GHz)	Meter Reading (dBuV)	Det	AF T136 (dB/m)	Amp/Cbl/Fltr/Pad (dB)	DC Corr (dB)	Corrected Reading (dBuV/m)	Average Limit (dBuV/m)	Margin (dB)	Peak Limit (dBuV/m)	PK Margin (dB)	Azimuth (Degs)	Height (cm)	Polarity
1	* 5.35	43.36	Pk	34.9	-17.9	0	60.36	-	-	74	-13.64	155	118	H
2	* 5.351	48.12	Pk	34.9	-17.9	0	65.12	-	-	74	-8.88	155	118	H
3	* 5.35	32.99	RMS	34.9	-17.9	.09	50.08	54	-3.92	-	-	155	118	H
4	* 5.35	34.3	RMS	34.9	-17.9	.09	51.39	54	-2.61	-	-	155	118	H

* - indicates frequency in CFR47 Pt 15 / IC RSS-Restricted Band
Pk - Peak detector
RMS - RMS detection

UL VERIFICATION SERVICES INC.
47173 BENICIA STREET, FREMONT, CA 94538, USA TEL: (510) 771-1000 FAX: (510) 661-0888
This report shall not be reproduced except in full, without the written approval of UL Verification Services Inc.

VERTICAL RESULT

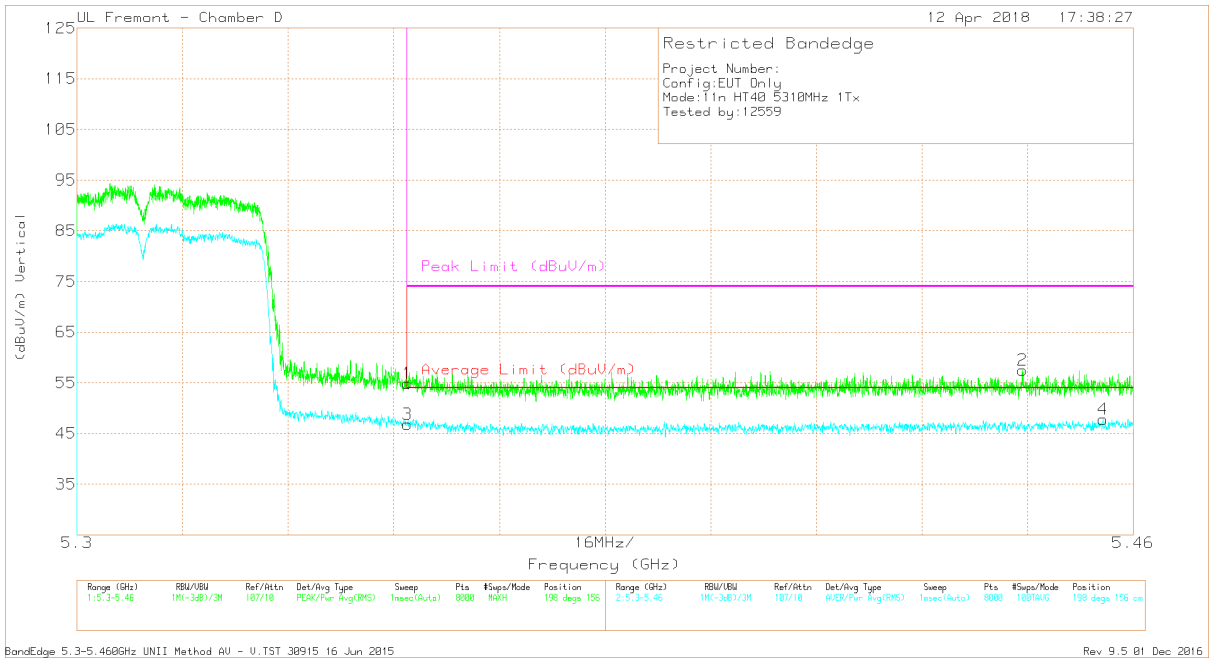

Marker	Frequency (GHz)	Meter Reading (dBuV)	Det	AF T136 (dB/m)	Amp/Cbl/Fltr/Pad (dB)	DC Corr (dB)	Corrected Reading (dBuV/m)	Average Limit (dBuV/m)	Margin (dB)	Peak Limit (dBuV/m)	PK Margin (dB)	Azimuth (Degs)	Height (cm)	Polarity
1	* 5.35	37.91	Pk	34.9	-17.9	0	54.91	-	-	74	-19.09	198	156	V
2	* 5.443	40.3	Pk	34.9	-17.7	0	57.5	-	-	74	-16.5	198	156	V
3	* 5.35	29.77	RMS	34.9	-17.9	.09	46.86	54	-7.14	-	-	198	156	V
4	* 5.455	30.46	RMS	34.9	-17.6	.09	47.85	54	-6.15	-	-	198	156	V

* - indicates frequency in CFR47 Pt 15 / IC RSS-Restricted Band
Pk - Peak detector
RMS - RMS detection

UL VERIFICATION SERVICES INC.
47173 BENICIA STREET, FREMONT, CA 94538, USA TEL: (510) 771-1000 FAX: (510) 661-0888
This report shall not be reproduced except in full, without the written approval of UL Verification Services Inc.

2TX Antenna 6 + Antenna 5 CDD MODE

BANDEDGE (HIGH CHANNEL)

HORIZONTAL RESULT

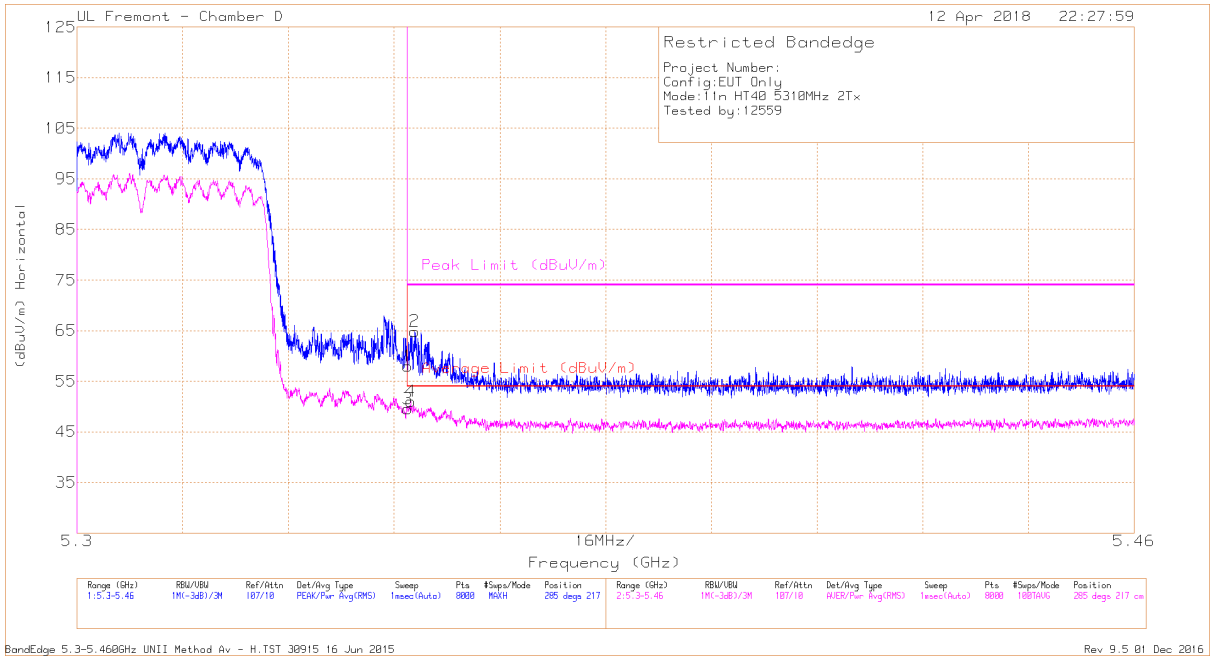

Marker	Frequency (GHz)	Meter Reading (dBuV)	Det	AF T136 (dB/m)	Amp/Cbl/Fltr/Pad (dB)	DC Corr (dB)	Corrected Reading (dBuV/m)	Average Limit (dBuV/m)	Margin (dB)	Peak Limit (dBuV/m)	PK Margin (dB)	Azimuth (Degs)	Height (cm)	Polarity
1	* 5.35	41.02	Pk	34.9	-17.9	0	58.02	-	-	74	-15.98	285	217	H
3	* 5.35	32.57	RMS	34.9	-17.9	0.09	49.66	54	-4.34	-	-	285	217	H
2	* 5.351	47.88	Pk	34.9	-17.9	0	64.88	-	-	74	-9.12	285	217	H
4	* 5.351	34.05	RMS	34.9	-17.9	0.09	51.14	54	-2.86	-	-	285	217	H

* - indicates frequency in CFR47 Pt 15 / IC RSS-Restricted Band
Pk - Peak detector
RMS - RMS detection

UL VERIFICATION SERVICES INC.
47173 BENICIA STREET, FREMONT, CA 94538, USA TEL: (510) 771-1000 FAX: (510) 661-0888
This report shall not be reproduced except in full, without the written approval of UL Verification Services Inc.

VERTICAL RESULT

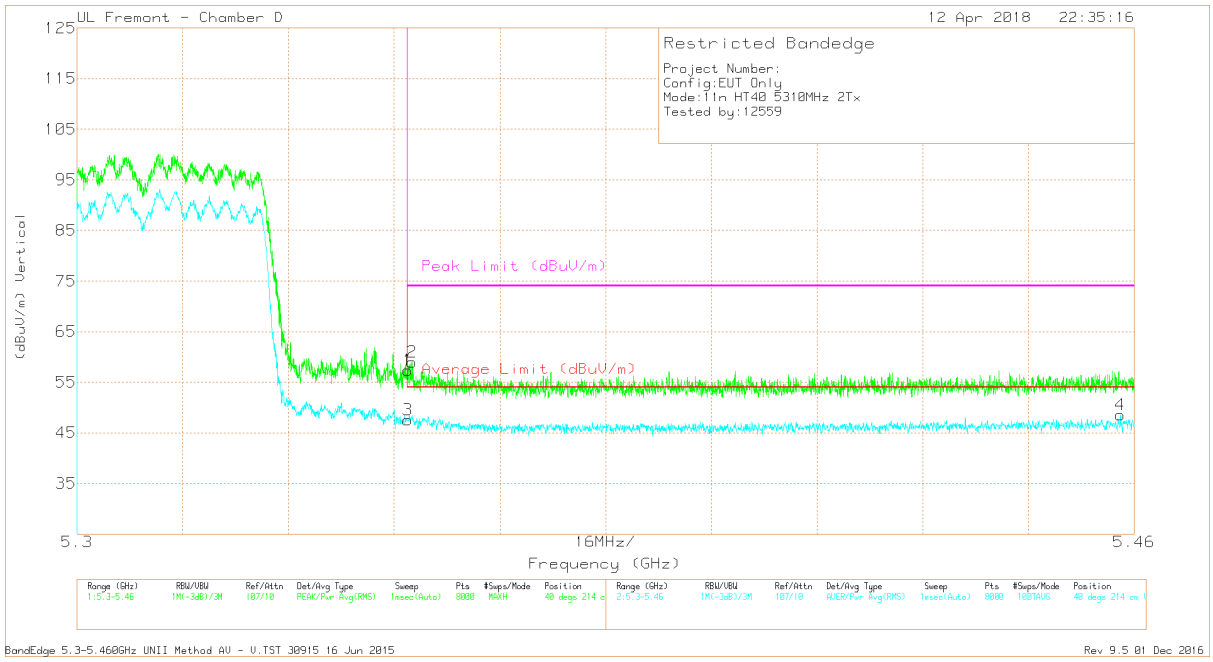

Marker	Frequency (GHz)	Meter Reading (dBuV)	Det	AF T136 (dB/m)	Amp/Cbl/Fltr/Pad (dB)	DC Corr (dB)	Corrected Reading (dBuV/m)	Average Limit (dBuV/m)	Margin (dB)	Peak Limit (dBuV/m)	PK Margin (dB)	Azimuth (Degs)	Height (cm)	Polarity
1	* 5.35	40.34	Pk	34.9	-17.9	0	57.34	-	-	74	-16.66	40	214	V
2	* 5.351	41.98	Pk	34.9	-17.9	0	58.98	-	-	74	-15.02	40	214	V
3	* 5.35	30.54	RMS	34.9	-17.9	0.09	47.63	54	-6.37	-	-	40	214	V
4	* 5.458	31.2	RMS	34.9	-17.6	0.09	48.59	54	-5.41	-	-	40	214	V

* - indicates frequency in CFR47 Pt 15 / IC RSS-Restricted Band
Pk - Peak detector
RMS - RMS detection

UL VERIFICATION SERVICES INC.
47173 BENICIA STREET, FREMONT, CA 94538, USA TEL: (510) 771-1000 FAX: (510) 661-0888
This report shall not be reproduced except in full, without the written approval of UL Verification Services Inc.

HARMONICS AND SPURIOUS EMISSIONS

LOW CHANNEL RESULTS

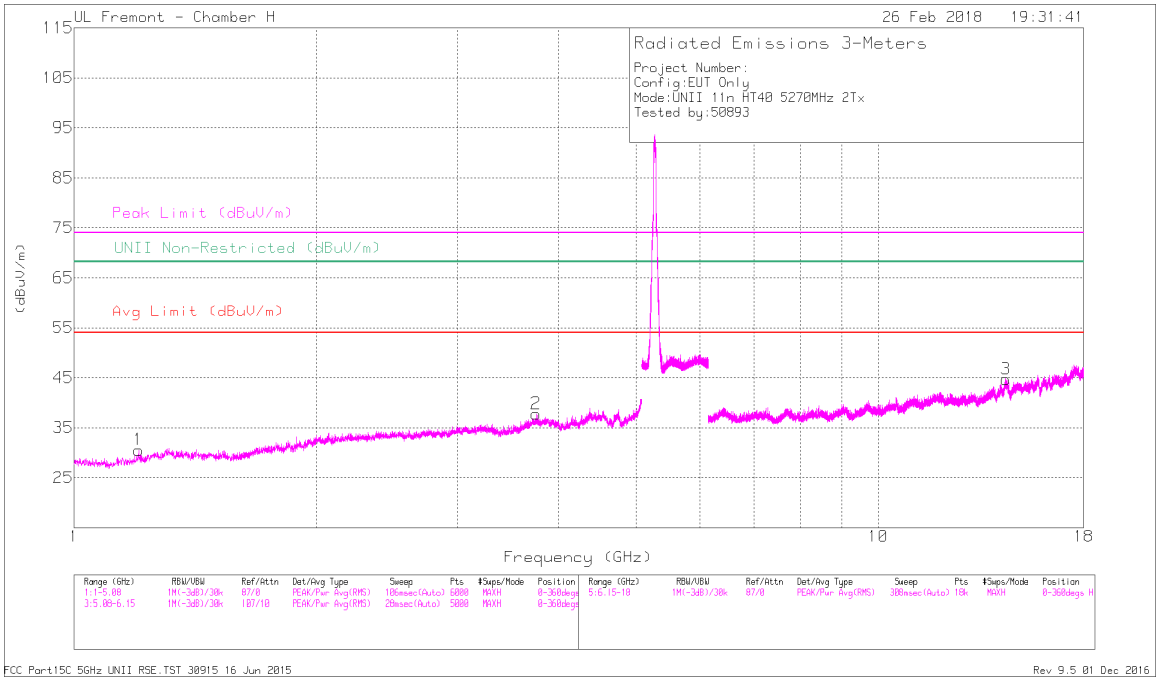

HORIZONTAL

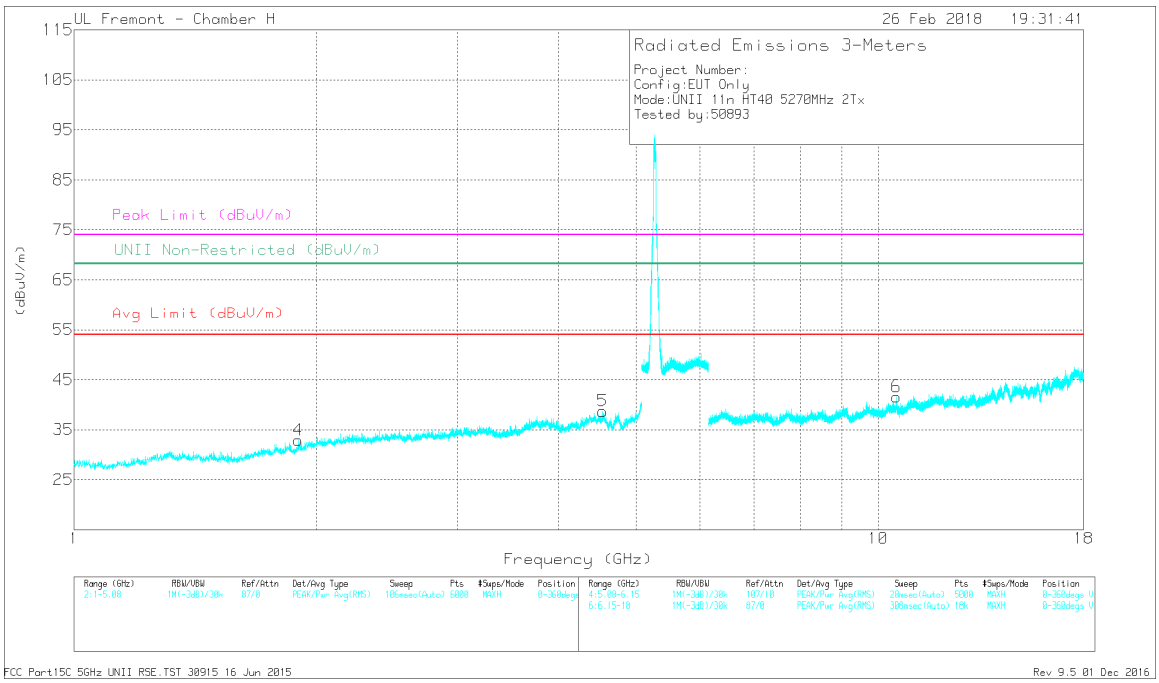

VERTICAL

UL VERIFICATION SERVICES INC.
47173 BENICIA STREET, FREMONT, CA 94538, USA TEL: (510) 771-1000 FAX: (510) 661-0888
This report shall not be reproduced except in full, without the written approval of UL Verification Services Inc.

RADIATED EMISSIONS

Marker	Frequency (GHz)	Meter Reading (dBuV)	Det	AF T344 (dB/m)	Amp/Cbl/Fltr/Pad (dB)	DC Corr (dB)	Corrected Reading (dBuV/m)	Avg Limit (dBuV/m)	Margin (dB)	Peak Limit (dBuV/m)	PK Margin (dB)	UNII Non-Restricted (dBuV/m)	PK Margin (dB)	Azimuth (Degs)	Height (cm)	Polarity
1	* 1.201	46.15	PK-U	27.9	-37.1	0	36.95	-	-	74	-37.05	-	-	61	119	H
	* 1.205	33.9	ADR	28	-37.1	.09	24.89	54	-29.11	-	-	-	-	61	119	H
2	* 3.755	45.59	PK-U	33.1	-35.2	0	43.49	-	-	74	-30.51	-	-	233	347	H
	* 3.753	34.18	ADR	33.1	-35.2	.09	32.17	54	-21.83	-	-	-	-	233	347	H
5	* 4.542	44.76	PK-U	34.3	-34.4	0	44.66	-	-	74	-29.34	-	-	356	258	V
	* 4.543	32.92	ADR	34.3	-34.4	.09	32.91	54	-21.09	-	-	-	-	356	258	V
4	1.9	47.21	PK-U	30.3	-37.5	0	40.01	-	-	-	-	68.2	-28.19	135	204	V
6	10.541	38.9	PK-U	37.7	-28	0	48.6	-	-	-	-	68.2	-19.6	280	101	V
3	14.412	35.5	PK-U	40.6	-24.1	0	52	-	-	-	-	68.2	-16.2	172	314	H

* - indicates frequency in CFR47 Pt 15 / IC RSS-Restricted Band
PK-U - U-NII: Maximum Peak
ADR - U-NII AD primary method, RMS average

UL VERIFICATION SERVICES INC.
47173 BENICIA STREET, FREMONT, CA 94538, USA TEL: (510) 771-1000 FAX: (510) 661-0888
This report shall not be reproduced except in full, without the written approval of UL Verification Services Inc.

HIGH CHANNEL RESULTS

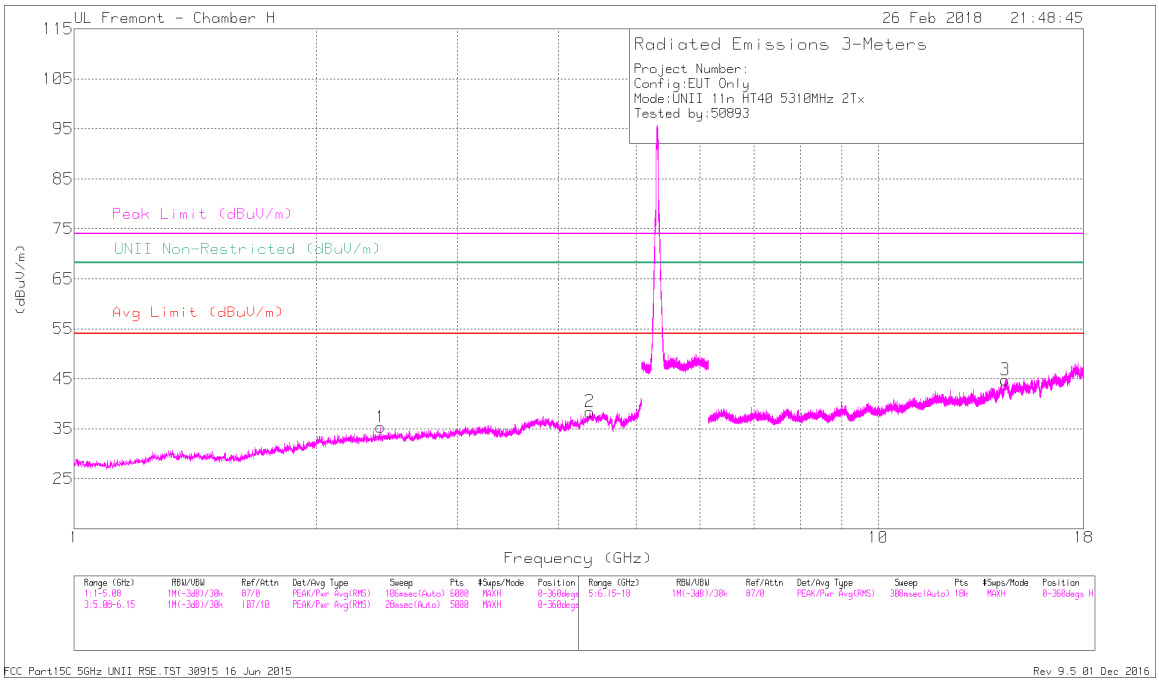

HORIZONTAL

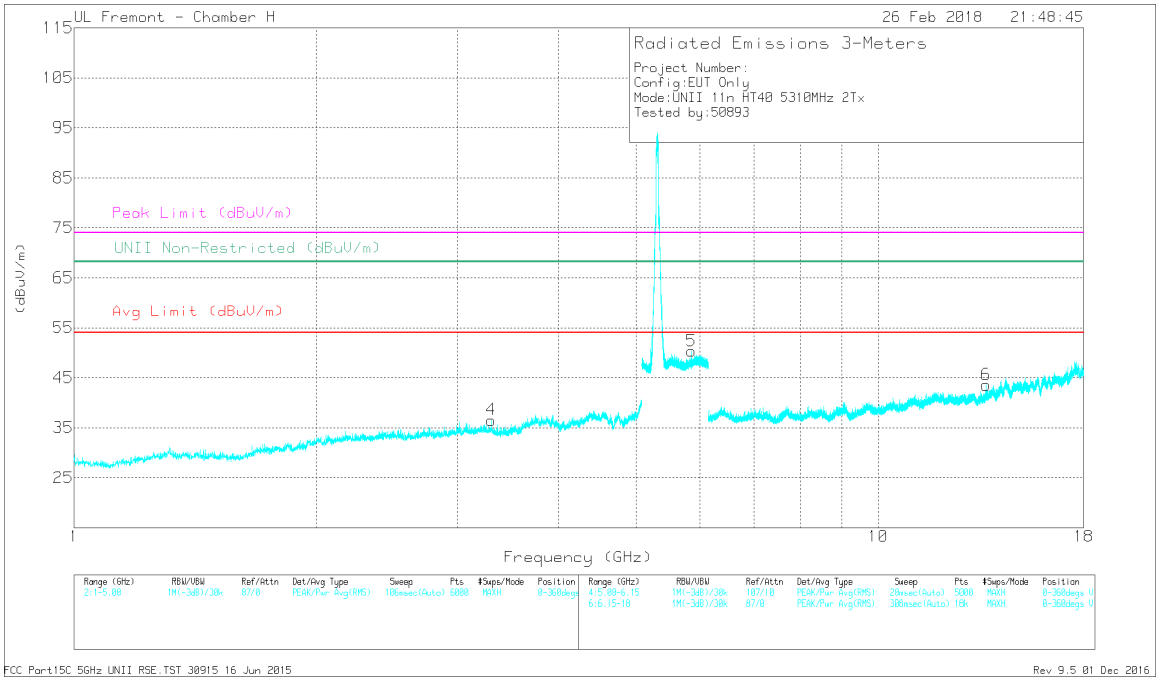

VERTICAL

UL VERIFICATION SERVICES INC.
47173 BENICIA STREET, FREMONT, CA 94538, USA TEL: (510) 771-1000 FAX: (510) 661-0888

This report shall not be reproduced except in full, without the written approval of UL Verification Services Inc.

RADIATED EMISSIONS

Marker	Frequency (GHz)	Meter Reading (dBuV)	Det	AF T344 (dB/m)	Amp/Cbl/Fltr/Pad (dB)	DC Corr (dB)	Corrected Reading (dBuV/m)	Avg Limit (dBuV/m)	Margin (dB)	Peak Limit (dBuV/m)	PK Margin (dB)	UNII Non-Restricted (dBuV/m)	PK Margin (dB)	Azimuth (Degs)	Height (cm)	Polarity
2	* 4.378	44.96	PK-U	34	-34.3	0	44.66	-	-	74	-29.34	-	-	268	272	H
	* 4.376	33.33	ADR	34	-34.3	.09	33.12	54	-20.88	-	-	-	-	268	272	H
1	2.406	46.71	PK-U	32.3	-37.6	0	41.41	-	-	-	-	68.2	-26.79	297	179	H
4	3.303	45.91	PK-U	33	-35.9	0	43.01	-	-	-	-	68.2	-25.19	179	341	V
5	5.855	42.92	PK-U	35.4	-23.2	0	55.12	-	-	-	-	68.2	-13.08	107	152	V
6	13.622	35.42	PK-U	39.3	-25.6	0	49.12	-	-	-	-	68.2	-19.08	87	142	V
3	14.388	34.73	PK-U	40.6	-23.7	0	51.63	-	-	-	-	68.2	-16.57	319	286	H

* - indicates frequency in CFR47 Pt 15 / IC RSS-Restricted Band
PK-U - U-NII: Maximum Peak
ADR - U-NII AD primary method, RMS average

UL VERIFICATION SERVICES INC.
47173 BENICIA STREET, FREMONT, CA 94538, USA TEL: (510) 771-1000 FAX: (510) 661-0888
This report shall not be reproduced except in full, without the written approval of UL Verification Services Inc.

9.1.6. TX ABOVE 1 GHz 802.11ac VHT80 MODE IN THE 5.3 GHz BAND

1TX Antenna 6 MODE

BANDEDGE (MID CHANNEL)

HORIZONTAL RESULT

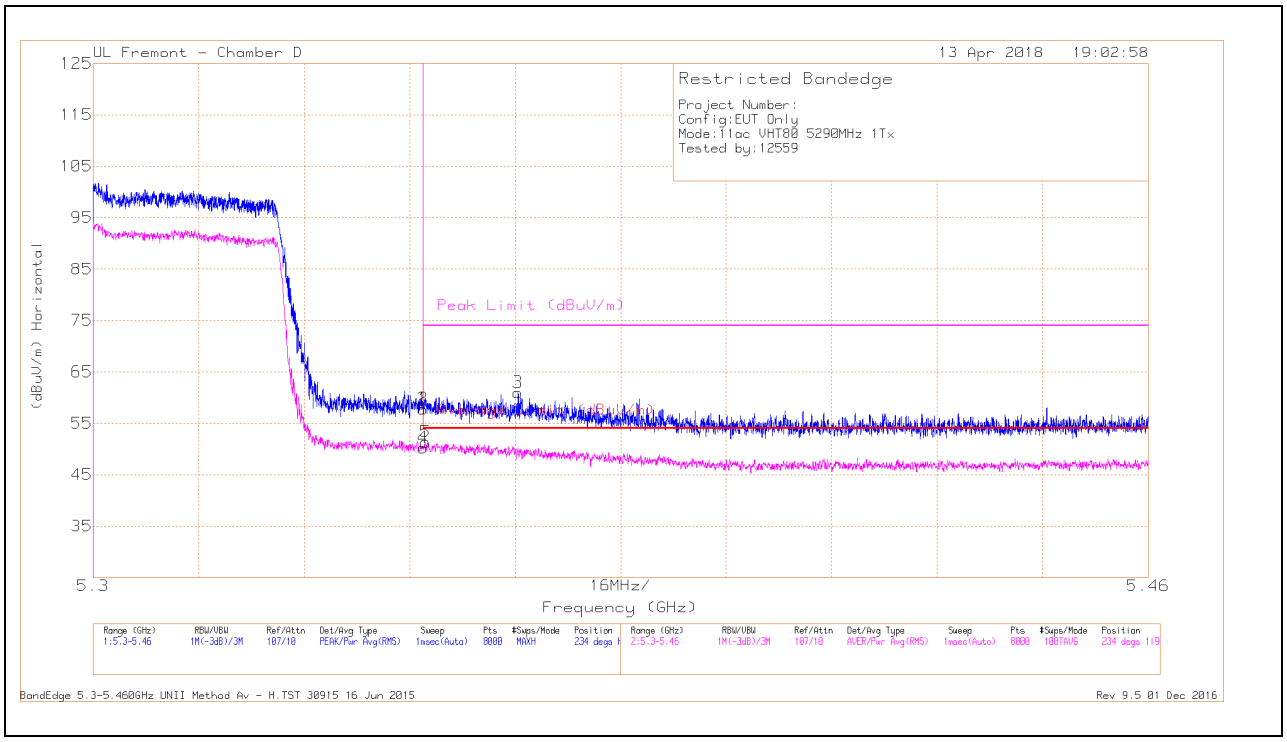

Marker	Frequency (GHz)	Meter Reading (dBuV)	Det	AF T136 (dB/m)	Amp/Cbl/Fltr/Pad (dB)	DC Corr (dB)	Corrected Reading (dBuV/m)	Average Limit (dBuV/m)	Margin (dB)	Peak Limit (dBuV/m)	PK Margin (dB)	Azimuth (Degs)	Height (cm)	Polarity
1	* 5.35	40.82	Pk	34.9	-17.9	0	57.82	-	-	74	-16.18	234	119	H
2	* 5.35	40.82	Pk	34.9	-17.9	0	57.82	-	-	74	-16.18	234	119	H
3	* 5.364	44.09	Pk	34.9	-18	0	60.99	-	-	74	-13.01	234	119	H
4	* 5.35	33.05	RMS	34.9	-17.9	.19	50.24	54	-3.76	-	-	234	119	H
5	* 5.35	34.18	RMS	34.9	-17.9	.19	51.37	54	-2.63	-	-	234	119	H

* - indicates frequency in CFR47 Pt 15 / IC RSS-Restricted Band
Pk - Peak detector
RMS - RMS detection

UL VERIFICATION SERVICES INC.
47173 BENICIA STREET, FREMONT, CA 94538, USA TEL: (510) 771-1000 FAX: (510) 661-0888
This report shall not be reproduced except in full, without the written approval of UL Verification Services Inc.

VERTICAL RESULT

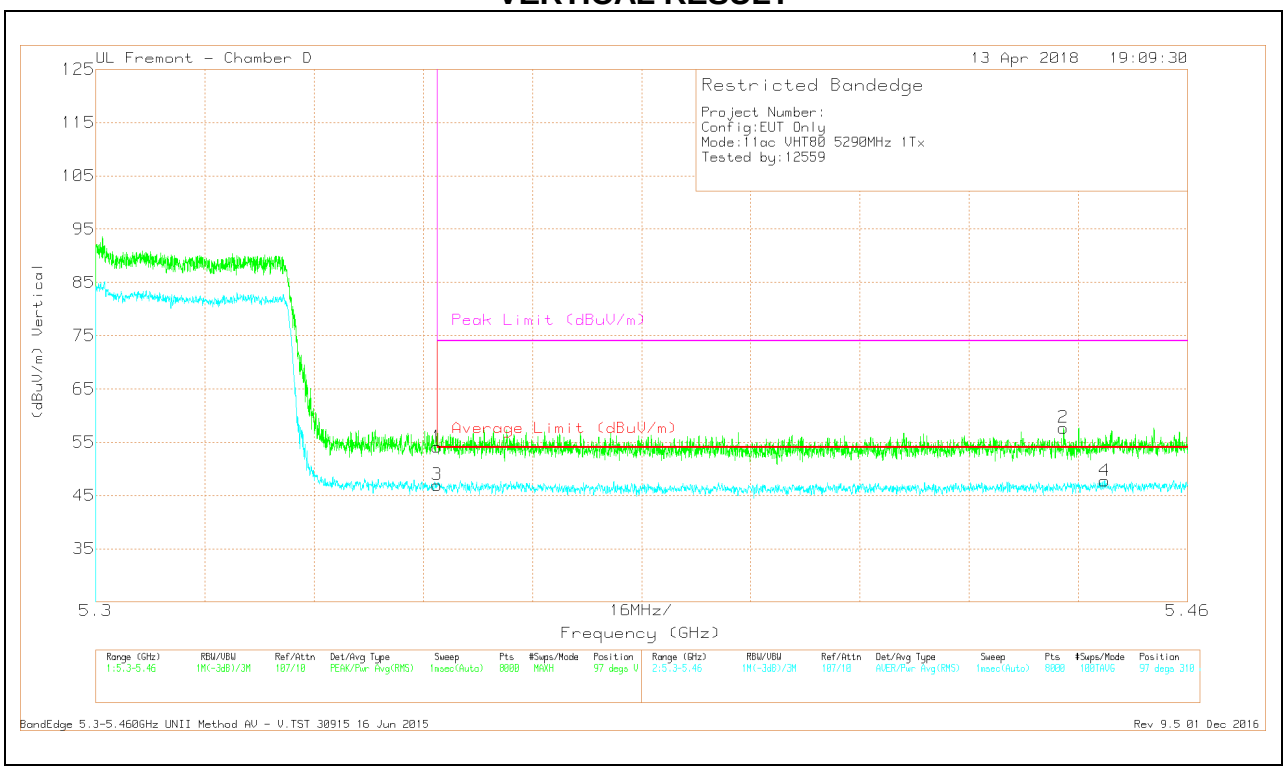

Marker	Frequency (GHz)	Meter Reading (dBuV)	Det	AF T136 (dB/m)	Amp/Cbl/Fltr/Pad (dB)	DC Corr (dB)	Corrected Reading (dBuV/m)	Average Limit (dBuV/m)	Margin (dB)	Peak Limit (dBuV/m)	PK Margin (dB)	Azimuth (Degs)	Height (cm)	Polarity
1	* 5.35	37.11	Pk	34.9	-17.9	0	54.11	-	-	74	-19.89	97	310	V
3	* 5.35	29.77	RMS	34.9	-17.9	.19	46.96	54	-7.04	-	-	97	310	V
2	* 5.442	40.52	Pk	34.9	-17.7	0	57.72	-	-	74	-16.28	97	310	V
4	* 5.448	30.37	RMS	34.9	-17.7	.19	47.76	54	-6.24	-	-	97	310	V

* - indicates frequency in CFR47 Pt 15 / IC RSS-Restricted Band
Pk - Peak detector
RMS - RMS detection

UL VERIFICATION SERVICES INC.
47173 BENICIA STREET, FREMONT, CA 94538, USA TEL: (510) 771-1000 FAX: (510) 661-0888
This report shall not be reproduced except in full, without the written approval of UL Verification Services Inc.

1TX Antenna 5 MODE

BANDEDGE (MID CHANNEL)

HORIZONTAL RESULT

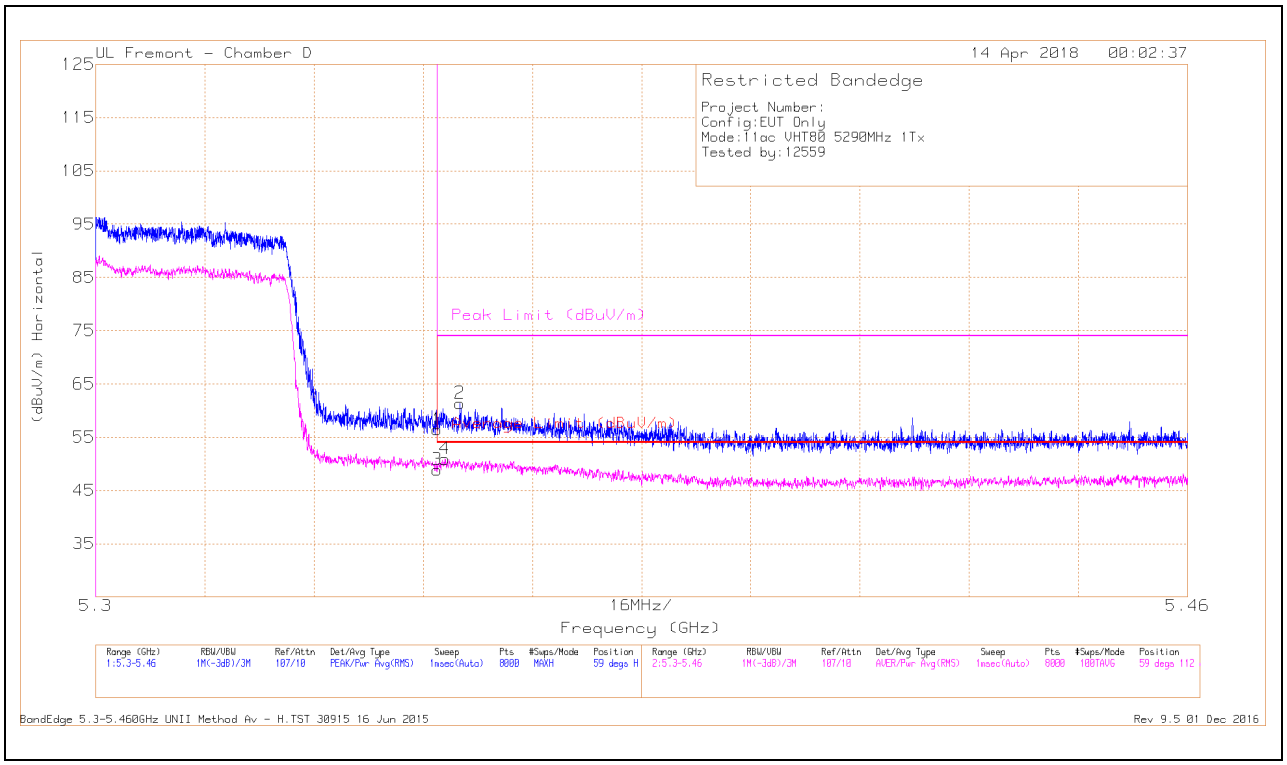

Marker	Frequency (GHz)	Meter Reading (dBuV)	Det	AF T136 (dB/m)	Amp/Cbl/Fltr/Pad (dB)	DC Corr (dB)	Corrected Reading (dBuV/m)	Average Limit (dBuV/m)	Margin (dB)	Peak Limit (dBuV/m)	PK Margin (dB)	Azimuth (Degs)	Height (cm)	Polarity
1	* 5.35	39.42	Pk	34.9	-17.9	0	56.42	-	-	74	-17.58	59	112	H
3	* 5.35	31.7	RMS	34.9	-17.9	.19	48.89	54	-5.11	-	-	59	112	H
4	* 5.351	33.71	RMS	34.9	-17.9	.19	50.9	54	-3.1	-	-	59	112	H
2	* 5.353	44.44	Pk	34.9	-18	0	61.34	-	-	74	-12.66	59	112	H

* - indicates frequency in CFR47 Pt 15 / IC RSS-Restricted Band
Pk - Peak detector
RMS - RMS detection

UL VERIFICATION SERVICES INC.
47173 BENICIA STREET, FREMONT, CA 94538, USA TEL: (510) 771-1000 FAX: (510) 661-0888
This report shall not be reproduced except in full, without the written approval of UL Verification Services Inc.

VERTICAL RESULT

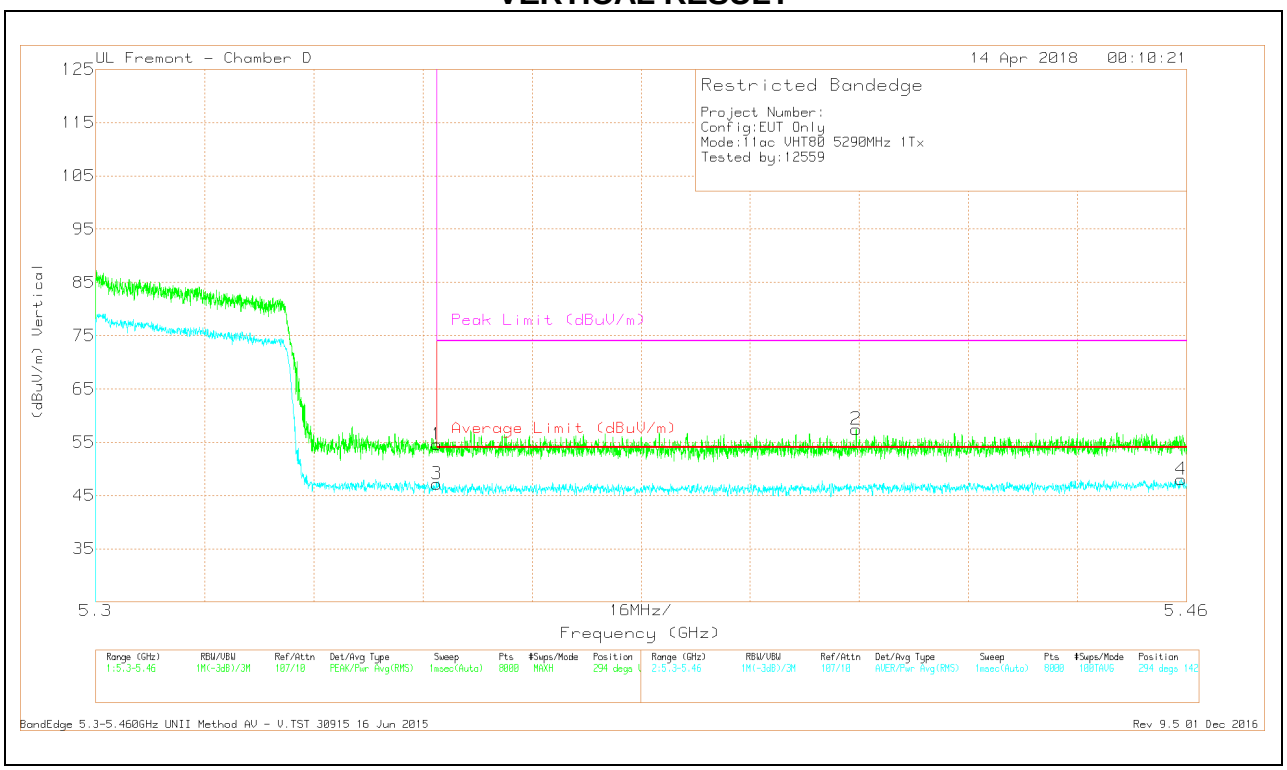

Marker	Frequency (GHz)	Meter Reading (dBuV)	Det	AF T136 (dB/m)	Amp/Cbl/Fltr/Pad (dB)	DC Corr (dB)	Corrected Reading (dBuV/m)	Average Limit (dBuV/m)	Margin (dB)	Peak Limit (dBuV/m)	PK Margin (dB)	Azimuth (Degs)	Height (cm)	Polarity
1	* 5.35	37.6	Pk	34.9	-17.9	0	54.6	-	-	74	-19.4	294	142	V
3	* 5.35	30	RMS	34.9	-17.9	.19	47.19	54	-6.81	-	-	294	142	V
2	* 5.412	40.34	Pk	34.9	-17.8	0	57.44	-	-	74	-16.56	294	142	V
4	* 5.459	30.44	RMS	34.9	-17.5	.19	48.03	54	-5.97	-	-	294	142	V

* - indicates frequency in CFR47 Pt 15 / IC RSS-Restricted Band
Pk - Peak detector
RMS - RMS detection

UL VERIFICATION SERVICES INC.
47173 BENICIA STREET, FREMONT, CA 94538, USA TEL: (510) 771-1000 FAX: (510) 661-0888
This report shall not be reproduced except in full, without the written approval of UL Verification Services Inc.

2TX Antenna 6 + Antenna 5 CDD MODE

BANDEDGE (MID CHANNEL)

HORIZONTAL RESULT

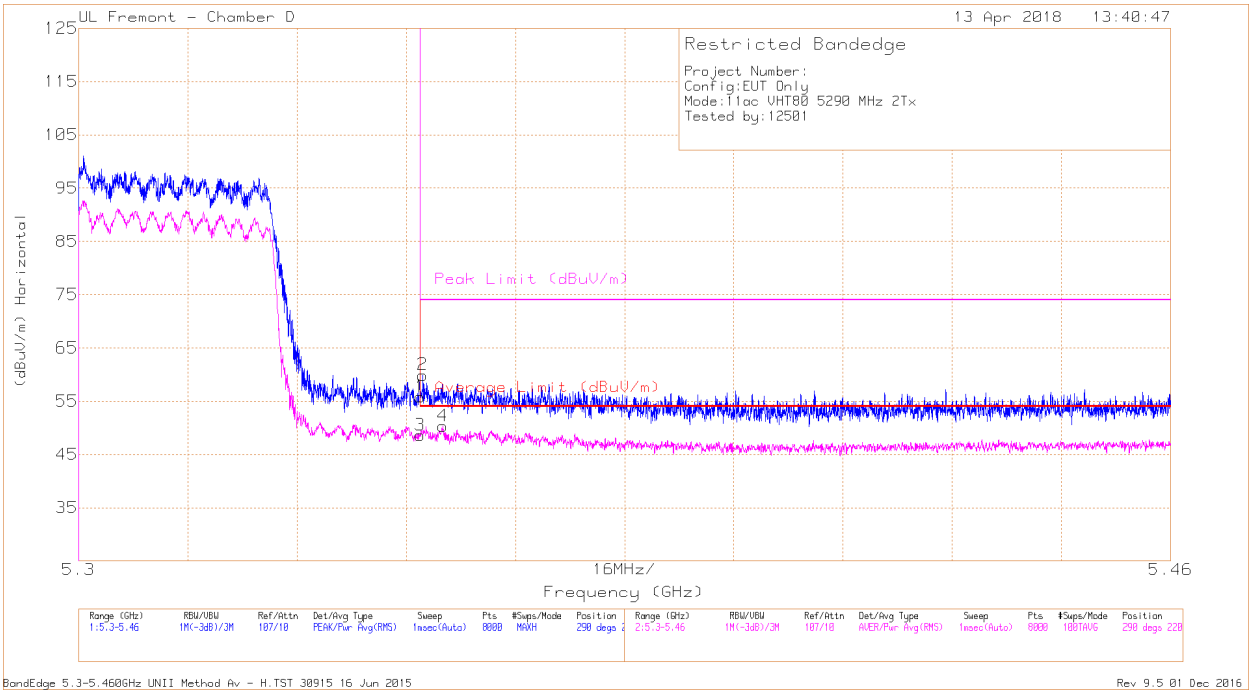

Marker	Frequency (GHz)	Meter Reading (dBuV)	Det	AF T136 (dB/m)	Amp/Cbl/Fltr/Pad (dB)	DC Corr (dB)	Corrected Reading (dBuV/m)	Average Limit (dBuV/m)	Margin (dB)	Peak Limit (dBuV/m)	PK Margin (dB)	Azimuth (Degs)	Height (cm)	Polarity
1	* 5.35	38.84	Pk	34.9	-17.9	0	55.84	-	-	74	-18.16	290	220	H
2	* 5.35	42.91	Pk	34.9	-17.9	0	59.91	-	-	74	-14.09	290	220	H
3	* 5.35	31.41	RMS	34.9	-17.9	.19	48.6	54	-5.4	-	-	290	220	H
4	* 5.353	33.22	RMS	34.9	-18	.19	50.31	54	-3.69	-	-	290	220	H

* - indicates frequency in CFR47 Pt 15 / IC RSS-Restricted Band
Pk - Peak detector
RMS - RMS detection

UL VERIFICATION SERVICES INC.
47173 BENICIA STREET, FREMONT, CA 94538, USA TEL: (510) 771-1000 FAX: (510) 661-0888
This report shall not be reproduced except in full, without the written approval of UL Verification Services Inc.

VERTICAL RESULT

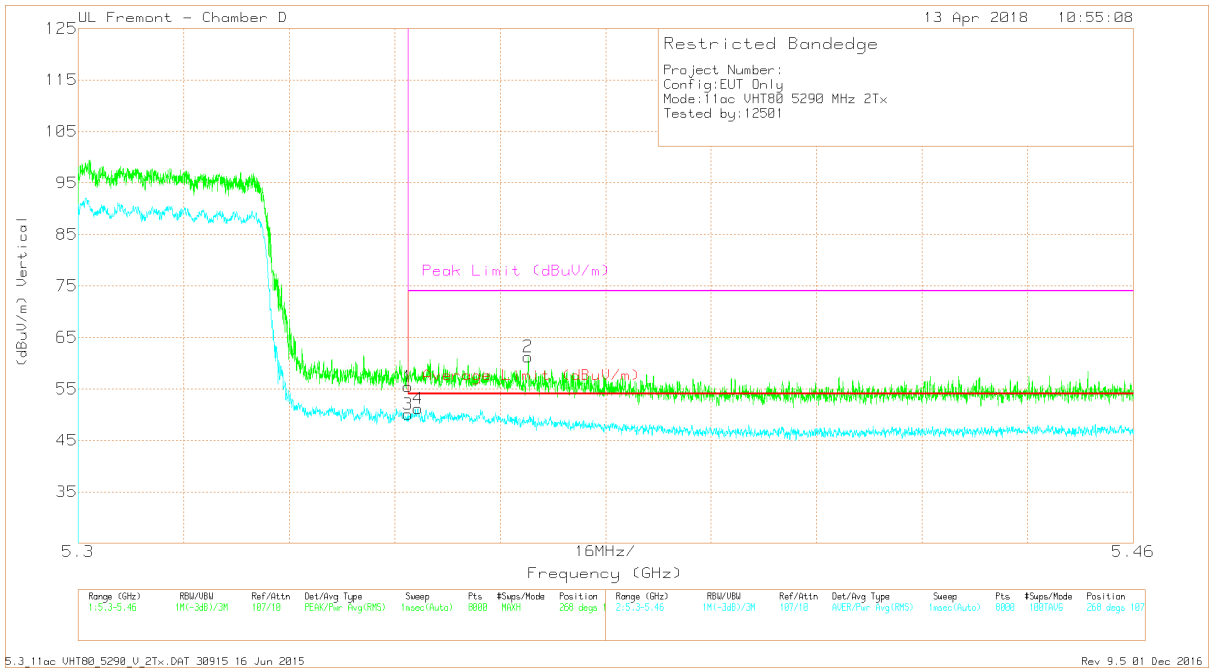

Marker	Frequency (GHz)	Meter Reading (dBuV)	Det	AF T136 (dB/m)	Amp/Cbl/Fltr/Pad (dB)	DC Corr (dB)	Corrected Reading (dBuV/m)	Average Limit (dBuV/m)	Margin (dB)	Peak Limit (dBuV/m)	PK Margin (dB)	Azimuth (Degs)	Height (cm)	Polarity
1	* 5.35	38.47	Pk	34.9	-17.9	0	55.47	-	-	74	-18.53	268	107	V
2	* 5.368	44.35	Pk	34.9	-18	0	61.25	-	-	74	-12.75	268	107	V
3	* 5.35	32.87	RMS	34.9	-17.9	.19	50.06	54	-3.94	-	-	268	107	V
4	* 5.352	33.97	RMS	34.9	-17.9	.19	51.16	54	-2.84	-	-	268	107	V

* - indicates frequency in CFR47 Pt 15 / IC RSS-Restricted Band
Pk - Peak detector
RMS - RMS detection

UL VERIFICATION SERVICES INC.
47173 BENICIA STREET, FREMONT, CA 94538, USA TEL: (510) 771-1000 FAX: (510) 661-0888
This report shall not be reproduced except in full, without the written approval of UL Verification Services Inc.

HARMONICS AND SPURIOUS EMISSIONS

MID CHANNEL RESULTS

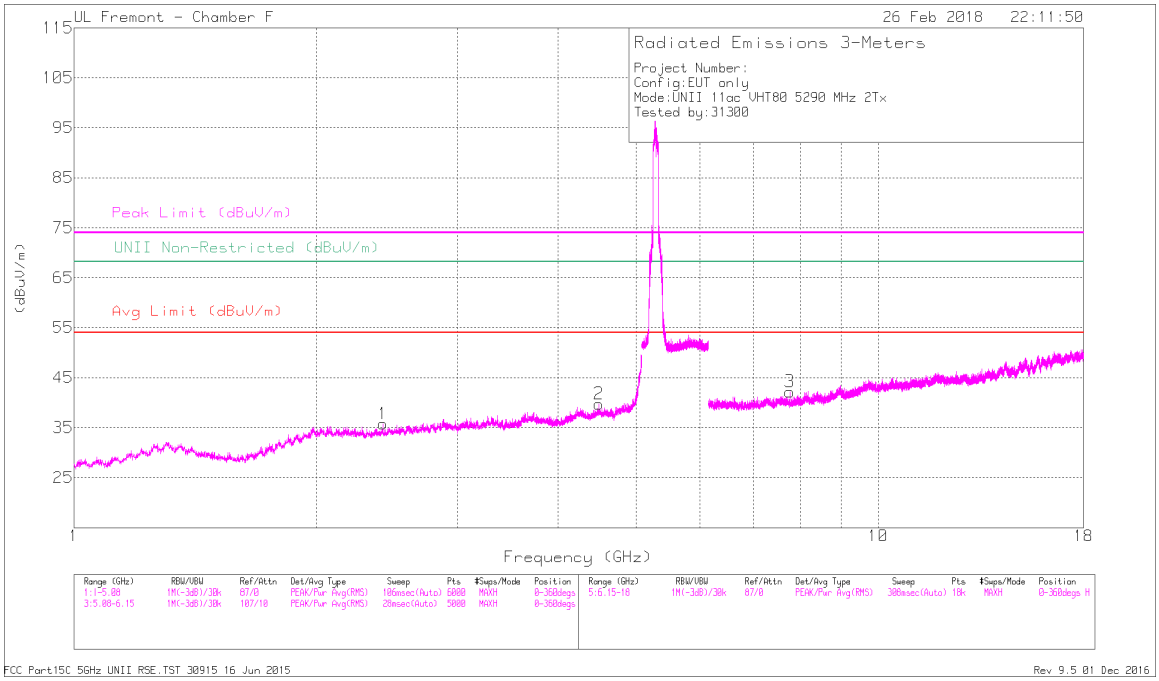

HORIZONTAL

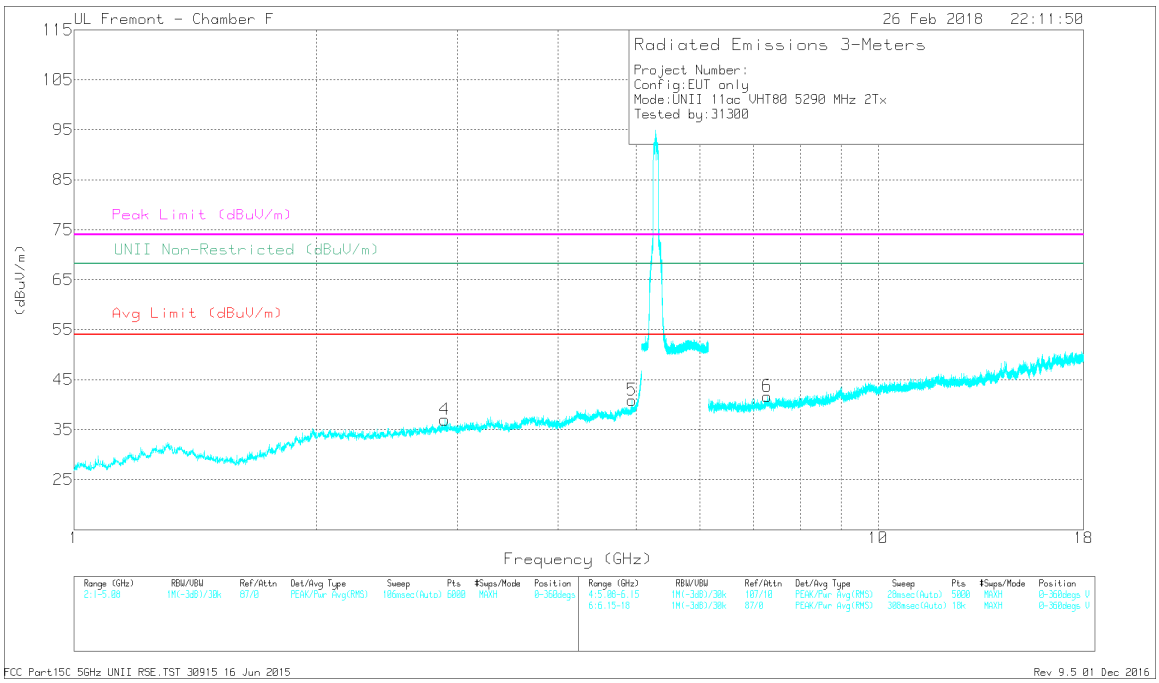

VERTICAL

UL VERIFICATION SERVICES INC.
47173 BENICIA STREET, FREMONT, CA 94538, USA TEL: (510) 771-1000 FAX: (510) 661-0888
This report shall not be reproduced except in full, without the written approval of UL Verification Services Inc.

RADIATED EMISSIONS

Marker	Frequency (GHz)	Meter Reading (dBuV)	Det	AF T119 (dB/m)	Amp/Cbl/Fltr/Pad (dB)	DC Corr (dB)	Corrected Reading (dBuV/m)	Avg Limit (dBuV/m)	Margin (dB)	Peak Limit (dBuV/m)	PK Margin (dB)	UNII Non-Restricted (dBuV/m)	PK Margin (dB)	Azimuth (Degs)	Height (cm)	Polarity
1	2.424	40.17	PK-U	32	-30.3	0	41.87	-	-	-	-	68.2	-26.33	290	112	H
2	4.493	38.24	PK-U	34.1	-26.4	0	45.94	-	-	-	-	68.2	-22.26	39	348	H
4	* 2.891	39.4	PK-U	32.8	-28.8	0	43.4	-	-	74	-30.6	-	-	163	216	V
	* 2.89	27.56	ADR	32.8	-28.9	.19	31.65	54	-22.35	-	-	-	-	163	216	V
5	* 4.944	39.31	PK-U	34.2	-26.6	0	46.91	-	-	74	-27.09	-	-	115	386	V
	* 4.941	26.91	ADR	34.2	-26.6	.19	34.70	54	-19.30	-	-	-	-	115	386	V
3	7.762	37.67	PK-U	35.9	-25	0	48.57	-	-	-	-	68.2	-19.63	52	154	H
6	* 7.278	37.01	PK-U	35.9	-24.6	0	48.31	-	-	74	-25.69	-	-	106	101	V

* - indicates frequency in CFR47 Pt 15 / IC RSS-Restricted Band
PK-U - U-NII: Maximum Peak
ADR - U-NII AD primary method, RMS average

UL VERIFICATION SERVICES INC.
47173 BENICIA STREET, FREMONT, CA 94538, USA TEL: (510) 771-1000 FAX: (510) 661-0888
This report shall not be reproduced except in full, without the written approval of UL Verification Services Inc.

9.1.7. TX ABOVE 1 GHz 802.11n HT20 MODE IN THE 5.6 GHz BAND

1TX Antenna 6 MODE

BANDEDGE (LOW CHANNEL)

HORIZONTAL RESULT

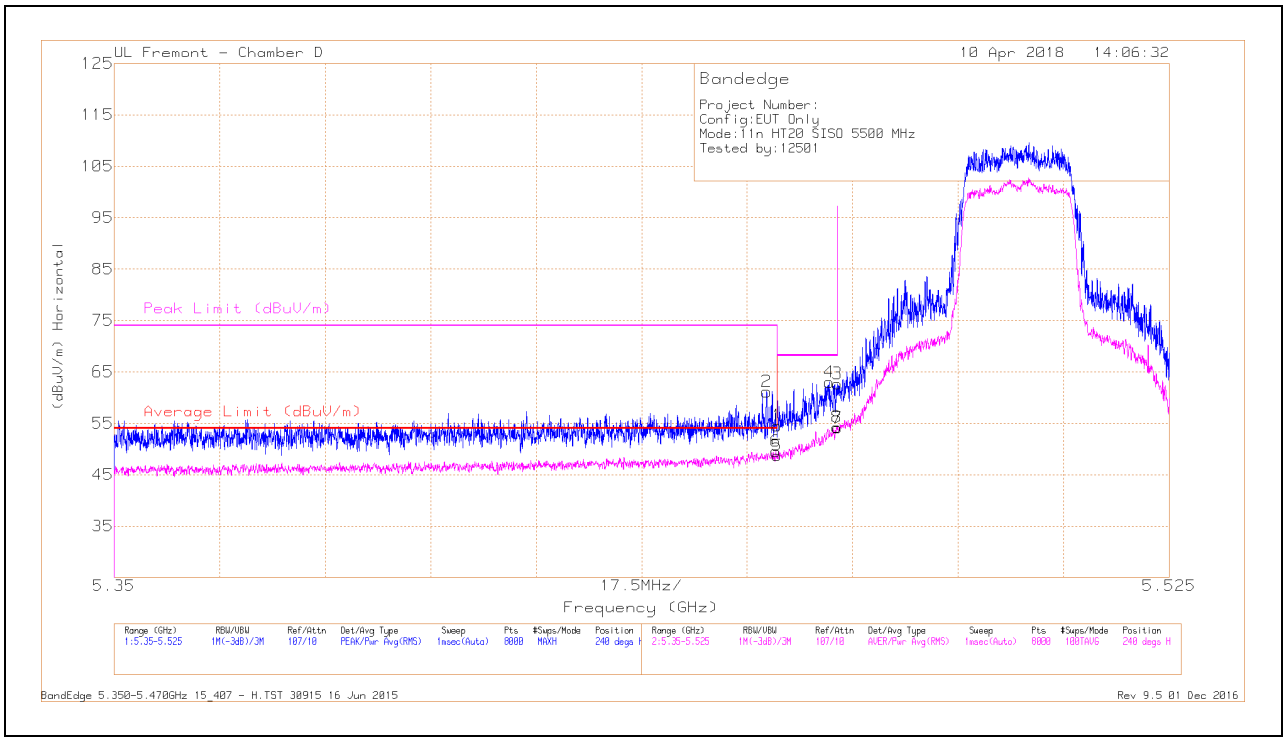

Marker	Frequency (GHz)	Meter Reading (dBuV)	Det	AF T136 (dB/m)	Amp/Cbl/Fltr/Pad (dB)	Corrected Reading (dBuV/m)	Average Limit (dBuV/m)	Margin (dB)	Peak Limit (dBuV/m)	PK Margin (dB)	Azimuth (Degs)	Height (cm)	Polarity
1	* 5.46	37.14	Pk	34.9	-17.5	54.54	-	-	74	-19.46	240	100	H
2	* 5.458	43.86	Pk	34.9	-17.6	61.16	-	-	74	-12.84	240	100	H
5	* 5.46	31.33	RMS	34.9	-17.5	48.73	54	-5.27	-	-	240	100	H
6	* 5.46	32.15	RMS	34.9	-17.5	49.55	54	-4.45	-	-	240	100	H
4	5.469	45.59	Pk	34.9	-17.5	62.99	-	-	68.2	-5.21	240	100	H
3	5.47	45.3	Pk	34.9	-17.5	62.7	-	-	68.2	-5.5	240	100	H

* - indicates frequency in CFR47 Pt 15 / IC RSS-Restricted Band
Pk - Peak detector
RMS - RMS detection

UL VERIFICATION SERVICES INC.
47173 BENICIA STREET, FREMONT, CA 94538, USA TEL: (510) 771-1000 FAX: (510) 661-0888
This report shall not be reproduced except in full, without the written approval of UL Verification Services Inc.

VERTICAL RESULT

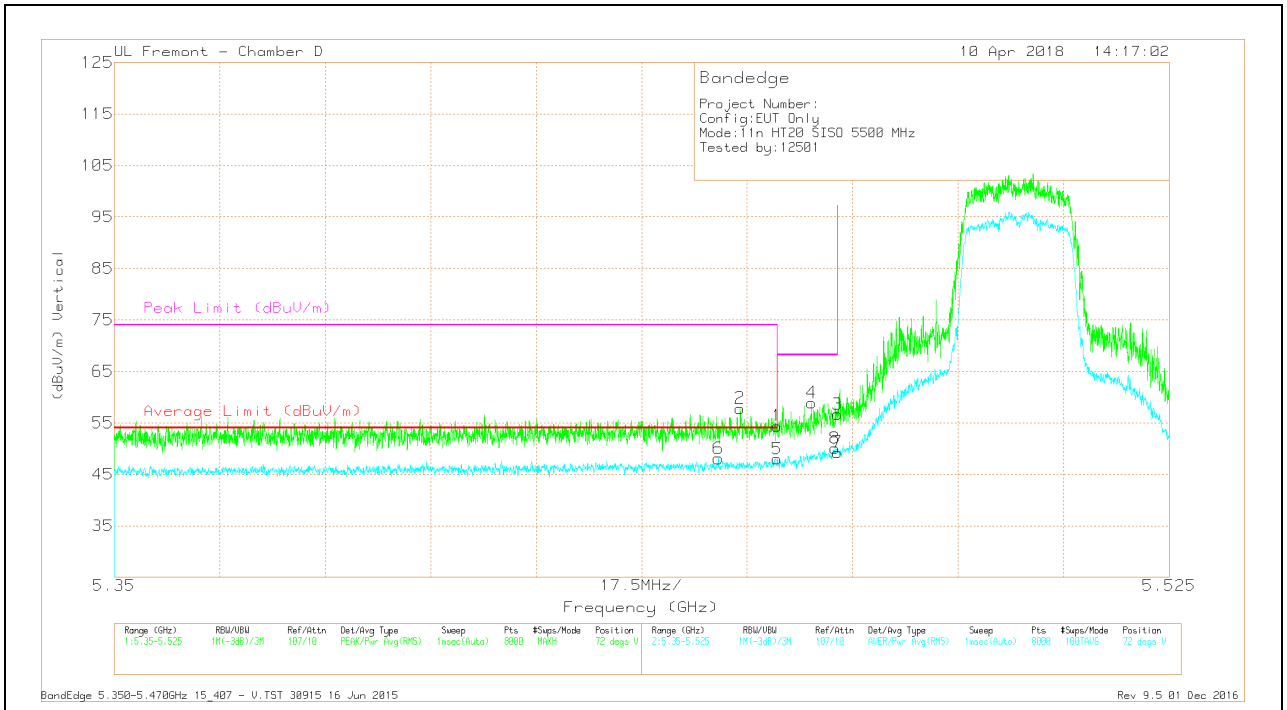

Marker	Frequency (GHz)	Meter Reading (dBuV)	Det	AF T136 (dB/m)	Amp/Cbl/Fltr/Pad (dB)	Corrected Reading (dBuV/m)	Average Limit (dBuV/m)	Margin (dB)	Peak Limit (dBuV/m)	PK Margin (dB)	Azimuth (Degs)	Height (cm)	Polarity
1	* 5.46	37.02	Pk	34.9	-17.5	54.42	-	-	74	-19.58	72	315	V
2	* 5.454	40.52	Pk	34.9	-17.6	57.82	-	-	74	-16.18	72	315	V
5	* 5.46	30.61	RMS	34.9	-17.5	48.01	54	-5.99	-	-	72	315	V
6	* 5.45	30.79	RMS	34.9	-17.6	48.09	54	-5.91	-	-	72	315	V
4	5.466	41.51	Pk	34.9	-17.5	58.91	-	-	68.2	-9.29	72	315	V
3	5.47	39.25	Pk	34.9	-17.5	56.65	-	-	68.2	-11.55	72	315	V

* - indicates frequency in CFR47 Pt 15 / IC RSS-Restricted Band
Pk - Peak detector
RMS - RMS detection

UL VERIFICATION SERVICES INC.
47173 BENICIA STREET, FREMONT, CA 94538, USA TEL: (510) 771-1000 FAX: (510) 661-0888
This report shall not be reproduced except in full, without the written approval of UL Verification Services Inc.

BANDEDGE (HIGH CHANNEL)

HORIZONTAL RESULT

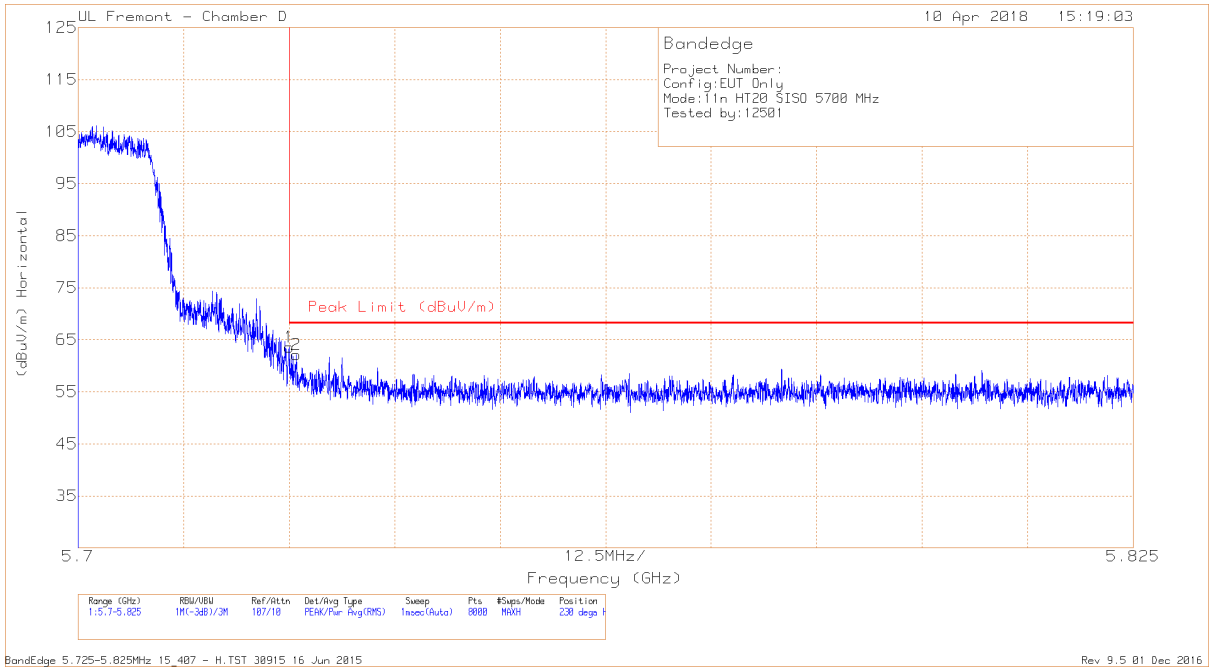

Marker	Frequency (GHz)	Meter Reading (dBuV)	Det	AF T136 (dB/m)	Amp/Cbl/ Fltr/Pad (dB)	Corrected Reading (dBuV/m)	Peak Limit (dBuV/m)	PK Margin (dB)	Azimuth (Degs)	Height (cm)	Polarity
1	5.725	45.08	Pk	35.6	-17.1	63.58	68.2	-4.62	230	134	H
2	5.726	43.63	Pk	35.6	-17.1	62.13	68.2	-6.07	230	134	H

Pk - Peak detector

UL VERIFICATION SERVICES INC.
47173 BENICIA STREET, FREMONT, CA 94538, USA TEL: (510) 771-1000 FAX: (510) 661-0888
This report shall not be reproduced except in full, without the written approval of UL Verification Services Inc.

VERTICAL RESULT

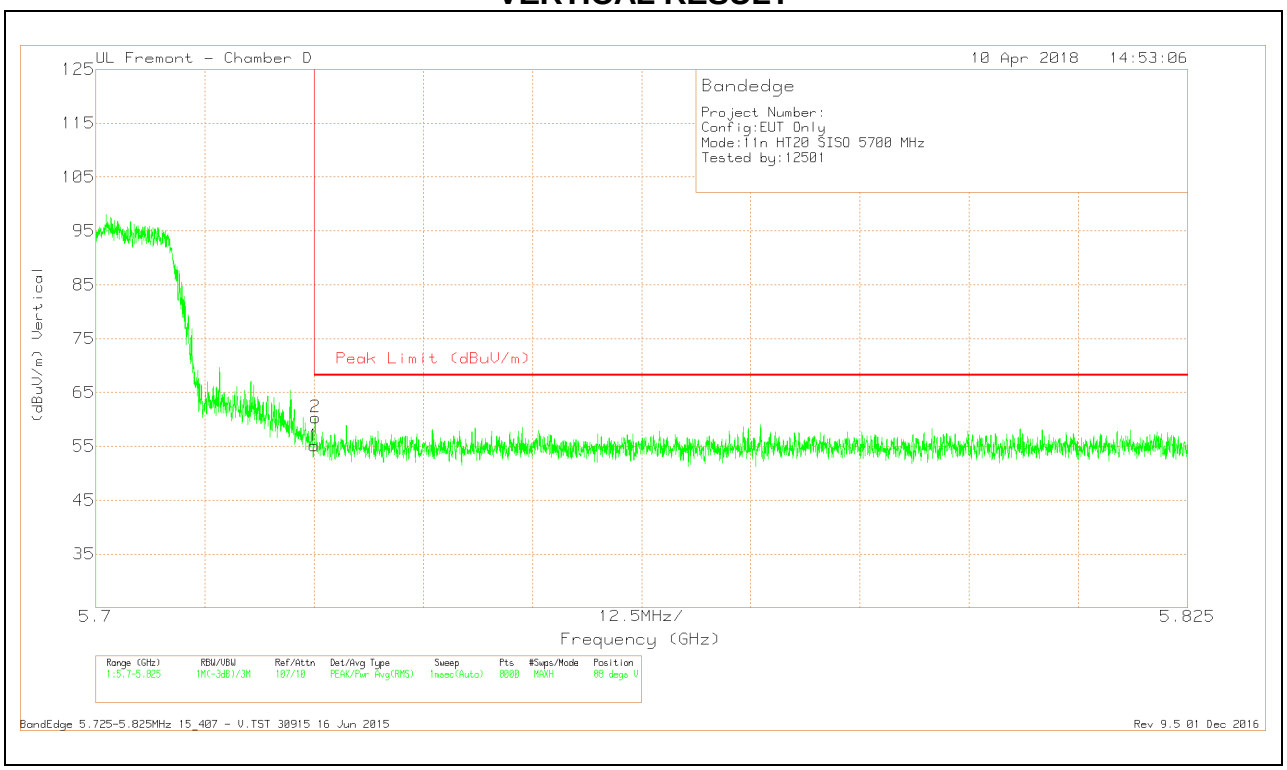

Marker	Frequency (GHz)	Meter Reading (dBuV)	Det	AF T136 (dB/m)	Amp/Cbl/ Fltr/Pad (dB)	Corrected Reading (dBuV/m)	Peak Limit (dBuV/m)	PK Margin (dB)	Azimuth (Degs)	Height (cm)	Polarity
1	5.725	36.59	Pk	35.6	-17.1	55.09	68.2	-13.11	88	346	V
2	5.725	41.88	Pk	35.6	-17.1	60.38	68.2	-7.82	88	346	V

Pk - Peak detector

UL VERIFICATION SERVICES INC.
47173 BENICIA STREET, FREMONT, CA 94538, USA TEL: (510) 771-1000 FAX: (510) 661-0888
This report shall not be reproduced except in full, without the written approval of UL Verification Services Inc.

1TX Antenna 5 MODE

BANDEDGE (LOW CHANNEL)

HORIZONTAL RESULT

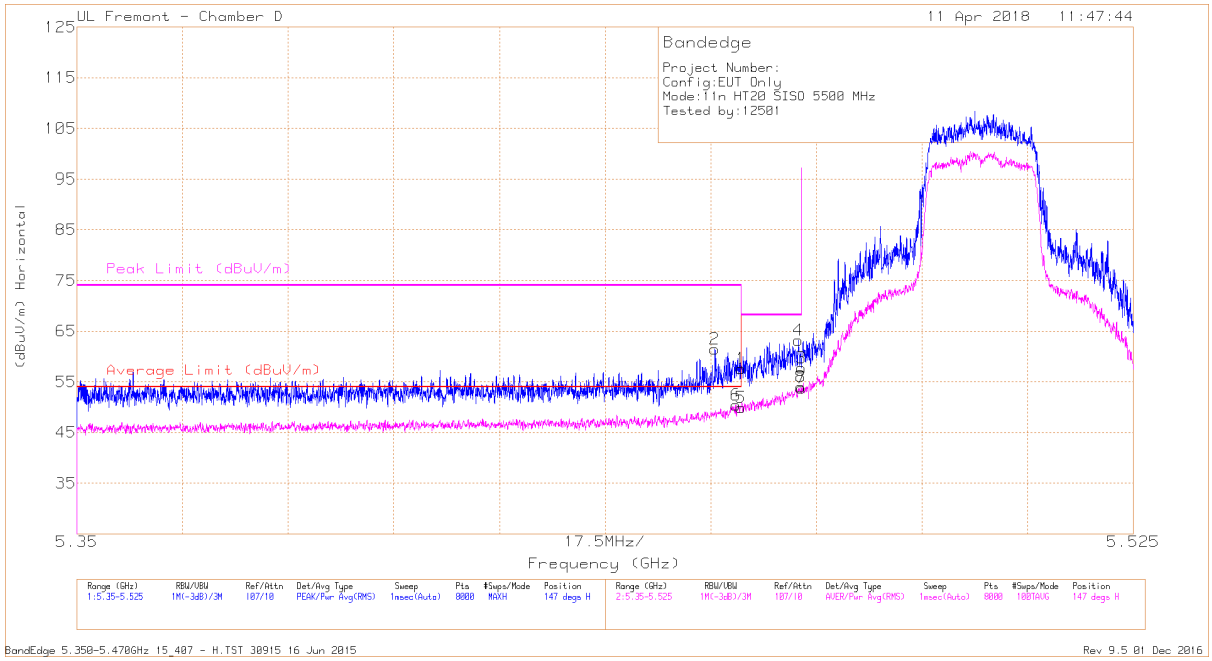

Marker	Frequency (GHz)	Meter Reading (dBuV)	Det	AF T136 (dB/m)	Amp/Cbl/Fltr/Pad (dB)	Corrected Reading (dBuV/m)	Average Limit (dBuV/m)	Margin (dB)	Peak Limit (dBuV/m)	PK Margin (dB)	Azimuth (Degs)	Height (cm)	Polarity
1	* 5.46	40.2	Pk	34.9	-17.5	57.6	-	-	74	-16.4	147	104	H
2	* 5.456	44.11	Pk	34.9	-17.6	61.41	-	-	74	-12.59	147	104	H
5	* 5.46	32.48	RMS	34.9	-17.5	49.88	54	-4.12	-	-	147	104	H
6	* 5.459	33	RMS	34.9	-17.5	50.4	54	-3.6	-	-	147	104	H
4	5.469	45.85	Pk	34.9	-17.5	63.25	-	-	68.2	-4.95	147	104	H
3	5.47	40.29	Pk	34.9	-17.5	57.69	-	-	68.2	-10.51	147	104	H

* - indicates frequency in CFR47 Pt 15 / IC RSS-Restricted Band
Pk - Peak detector
RMS - RMS detection

UL VERIFICATION SERVICES INC.
47173 BENICIA STREET, FREMONT, CA 94538, USA TEL: (510) 771-1000 FAX: (510) 661-0888
This report shall not be reproduced except in full, without the written approval of UL Verification Services Inc.

VERTICAL RESULT

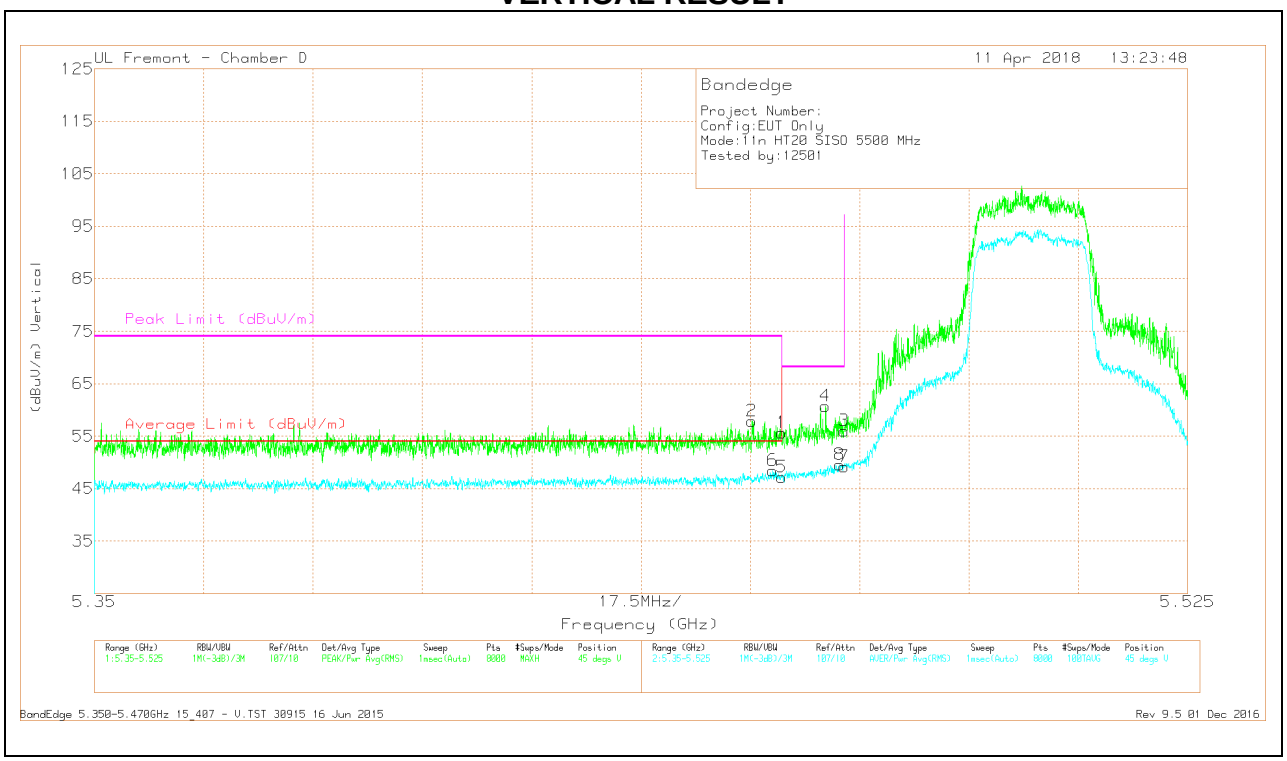

Marker	Frequency (GHz)	Meter Reading (dBuV)	Det	AF T136 (dB/m)	Amp/Cbl/Fltr/Pad (dB)	Corrected Reading (dBuV/m)	Average Limit (dBuV/m)	Margin (dB)	Peak Limit (dBuV/m)	PK Margin (dB)	Azimuth (Degs)	Height (cm)	Polarity
2	* 5.455	40.62	Pk	34.9	-17.6	57.92	-	-	74	-16.08	45	103	V
6	* 5.459	31.14	RMS	34.9	-17.6	48.44	54	-5.56	-	-	45	103	V
1	* 5.46	38.23	Pk	34.9	-17.5	55.63	-	-	74	-18.37	45	103	V
5	* 5.46	29.78	RMS	34.9	-17.5	47.18	54	-6.82	-	-	45	103	V
4	5.467	43.32	Pk	34.9	-17.5	60.72	-	-	68.2	-7.48	45	103	V
8	5.469	32.2	RMS	34.9	-17.5	49.6	-	-	-	-	45	103	V
3	5.47	38.56	Pk	34.9	-17.5	55.96	-	-	68.2	-12.24	45	103	V
7	5.47	31.73	RMS	34.9	-17.5	49.13	-	-	-	-	45	103	V

* - indicates frequency in CFR47 Pt 15 / IC RSS-Restricted Band
Pk - Peak detector
RMS - RMS detection

UL VERIFICATION SERVICES INC.
47173 BENICIA STREET, FREMONT, CA 94538, USA TEL: (510) 771-1000 FAX: (510) 661-0888
This report shall not be reproduced except in full, without the written approval of UL Verification Services Inc.

BANDEDGE (HIGH CHANNEL)

HORIZONTAL RESULT

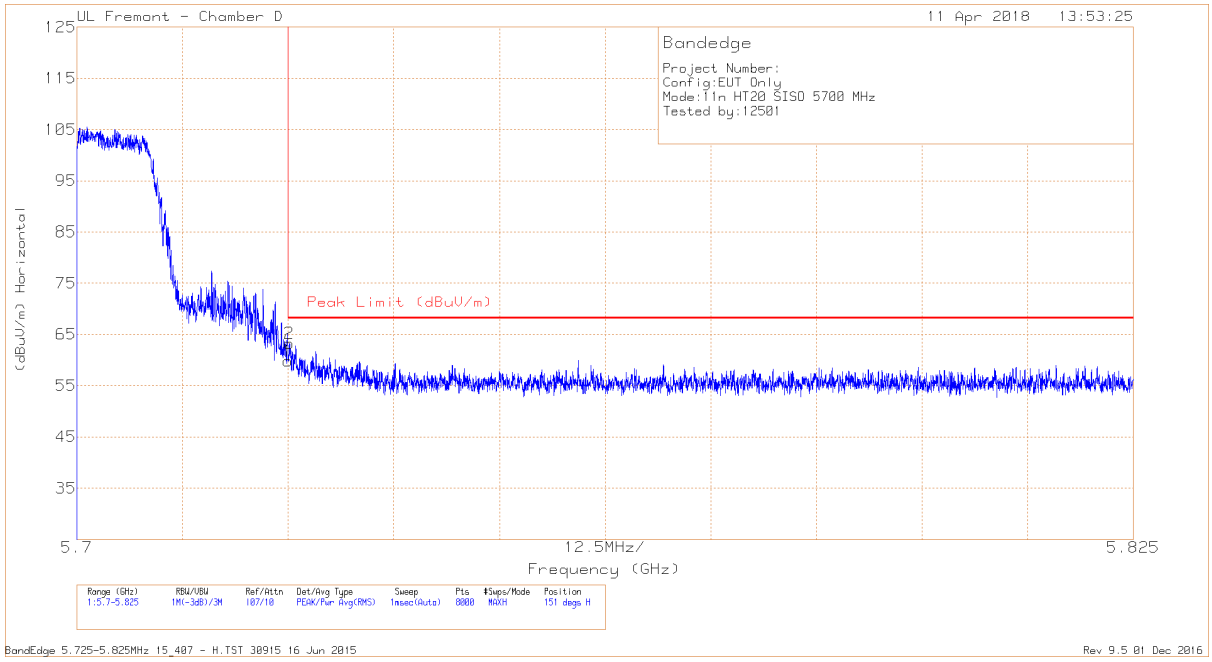

Marker	Frequency (GHz)	Meter Reading (dBuV)	Det	AF T136 (dB/m)	Amp/Cbl/ Fltr/Pad (dB)	Corrected Reading (dBuV/m)	Peak Limit (dBuV/m)	PK Margin (dB)	Azimuth (Degs)	Height (cm)	Polarity
1	5.725	41.37	Pk	35.6	-17.1	59.87	68.2	-8.33	151	221	H
2	5.725	44.73	Pk	35.6	-17.1	63.23	68.2	-4.97	151	221	H

Pk - Peak detector

UL VERIFICATION SERVICES INC.
47173 BENICIA STREET, FREMONT, CA 94538, USA TEL: (510) 771-1000 FAX: (510) 661-0888
This report shall not be reproduced except in full, without the written approval of UL Verification Services Inc.

VERTICAL RESULT

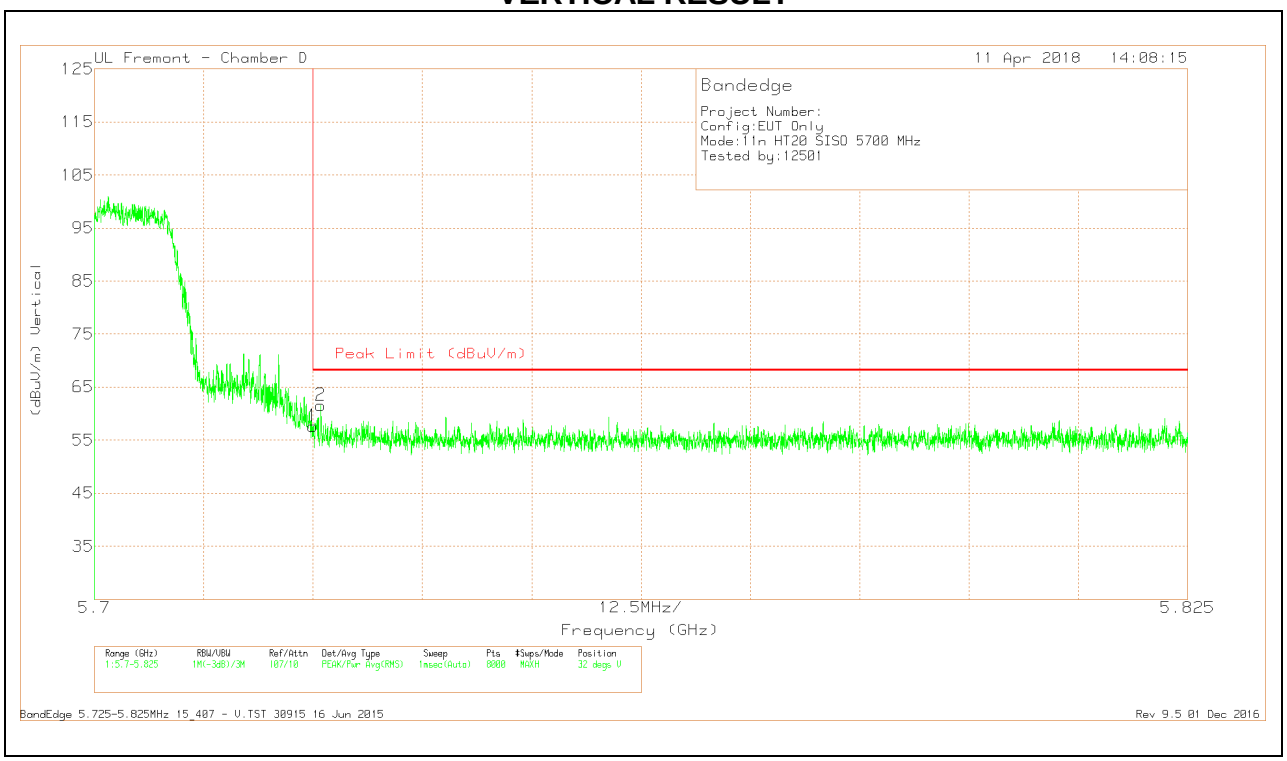

Marker	Frequency (GHz)	Meter Reading (dBuV)	Det	AF T136 (dB/m)	Amp/Cbl/ Fltr/Pad (dB)	Corrected Reading (dBuV/m)	Peak Limit (dBuV/m)	PK Margin (dB)	Azimuth (Degs)	Height (cm)	Polarity
1	5.725	39.17	Pk	35.6	-17.1	57.67	68.2	-10.53	32	106	V
2	5.726	43.1	Pk	35.6	-17.1	61.6	68.2	-6.6	32	106	V

Pk - Peak detector

UL VERIFICATION SERVICES INC.
47173 BENICIA STREET, FREMONT, CA 94538, USA TEL: (510) 771-1000 FAX: (510) 661-0888
This report shall not be reproduced except in full, without the written approval of UL Verification Services Inc.

2TX Antenna 6 + Antenna 5 CDD MODE

BANDEDGE (LOW CHANNEL)

HORIZONTAL RESULT

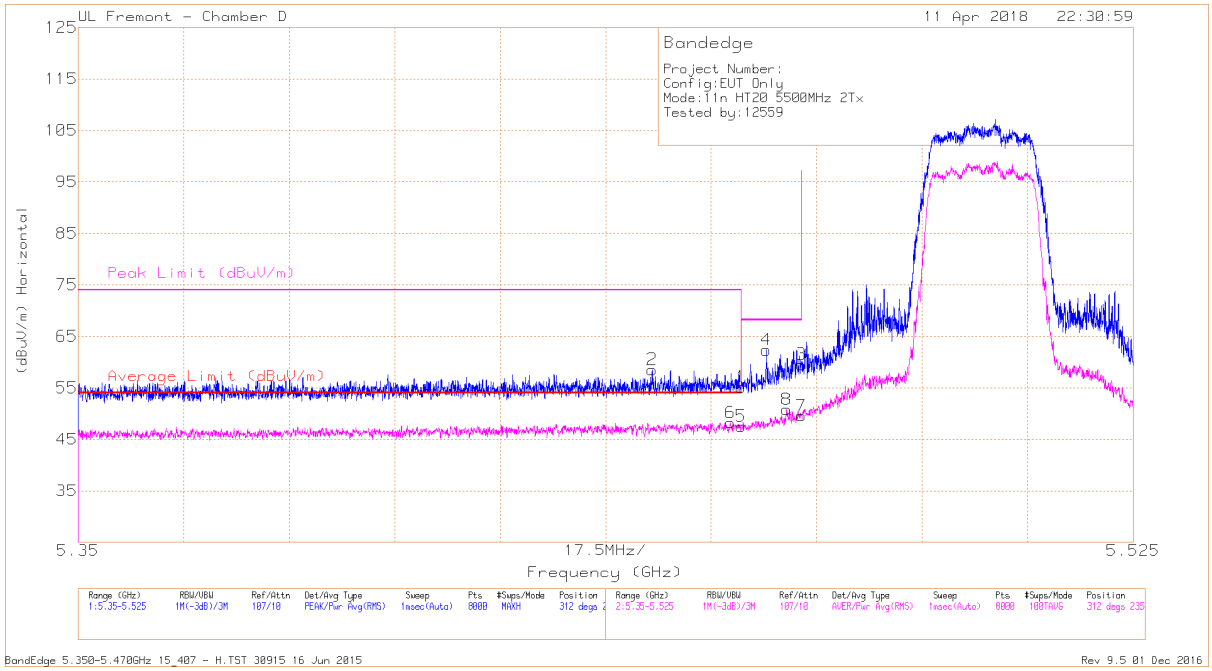

Marker	Frequency (GHz)	Meter Reading (dBuV)	Det	AF T136 (dB/m)	Amp/Cbl/Fltr/Pad (dB)	Corrected Reading (dBuV/m)	Average Limit (dBuV/m)	Margin (dB)	Peak Limit (dBuV/m)	PK Margin (dB)	Azimuth (Degs)	Height (cm)	Polarity
1	* 5.46	37.77	Pk	34.9	-17.5	55.17	-	-	74	-18.83	312	235	H
2	* 5.445	41.33	Pk	34.9	-17.7	58.53	-	-	74	-15.47	312	235	H
5	* 5.46	30.13	RMS	34.9	-17.5	47.53	54	-6.47	-	-	312	235	H
6	* 5.458	30.93	RMS	34.9	-17.6	48.23	54	-5.77	-	-	312	235	H
4	5.464	44.97	Pk	34.9	-17.5	62.37	-	-	68.2	-5.83	312	235	H
8	5.468	33.4	RMS	34.9	-17.5	50.8	-	-	-	-	312	235	H
3	5.47	42.14	Pk	34.9	-17.5	59.54	-	-	68.2	-8.66	312	235	H
7	5.47	32.19	RMS	34.9	-17.5	49.59	-	-	-	-	312	235	H

* - indicates frequency in CFR47 Pt 15 / IC RSS-Restricted Band
Pk - Peak detector
RMS - RMS detection

UL VERIFICATION SERVICES INC.
47173 BENICIA STREET, FREMONT, CA 94538, USA TEL: (510) 771-1000 FAX: (510) 661-0888
This report shall not be reproduced except in full, without the written approval of UL Verification Services Inc.

VERTICAL RESULT

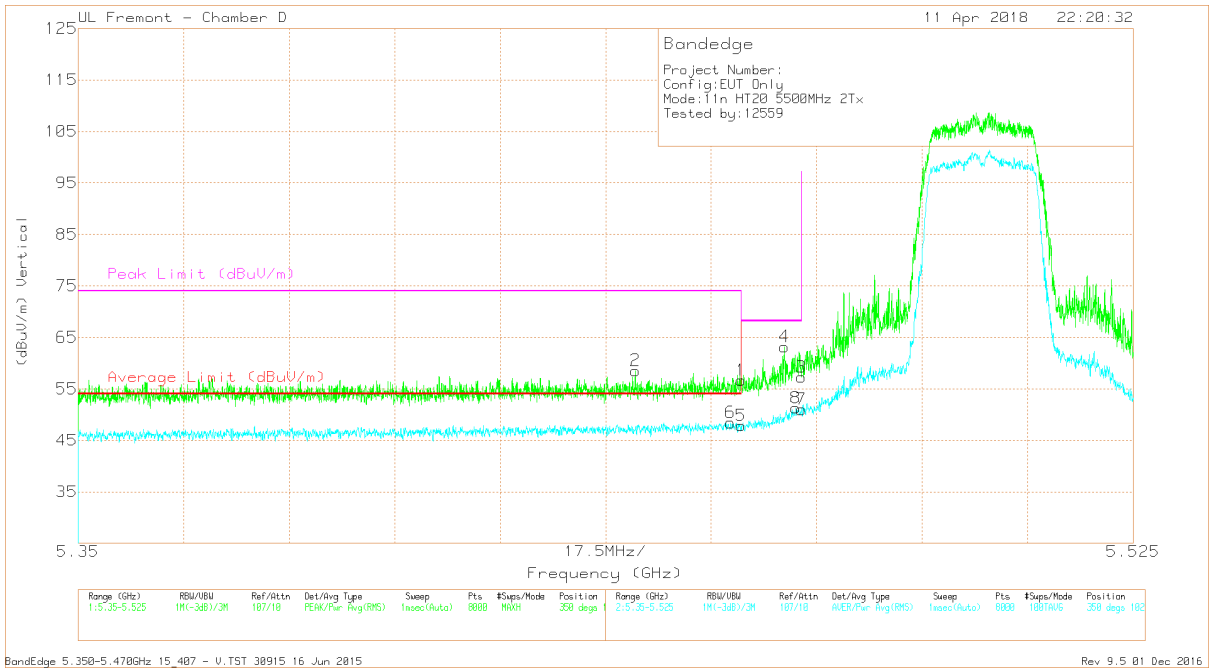

Marker	Frequency (GHz)	Meter Reading (dBuV)	Det	AF T136 (dB/m)	Amp/Cbl/Fltr/Pad (dB)	Corrected Reading (dBuV/m)	Average Limit (dBuV/m)	Margin (dB)	Peak Limit (dBuV/m)	PK Margin (dB)	Azimuth (Degs)	Height (cm)	Polarity
1	* 5.46	39.25	Pk	34.9	-17.5	56.65	-	-	74	-17.35	350	102	V
2	* 5.442	41.36	Pk	34.9	-17.7	58.56	-	-	74	-15.44	350	102	V
5	* 5.46	30.48	RMS	34.9	-17.5	47.88	54	-6.12	-	-	350	102	V
6	* 5.458	31.14	RMS	34.9	-17.6	48.44	54	-5.56	-	-	350	102	V
4	5.467	45.78	Pk	34.9	-17.5	63.18	-	-	68.2	-5.02	350	102	V
8	5.469	33.89	RMS	34.9	-17.5	51.29	-	-	-	-	350	102	V
3	5.47	39.88	Pk	34.9	-17.5	57.28	-	-	68.2	-10.92	350	102	V
7	5.47	33.62	RMS	34.9	-17.5	51.02	-	-	-	-	350	102	V

* - indicates frequency in CFR47 Pt 15 / IC RSS-Restricted Band
Pk - Peak detector
RMS - RMS detection

UL VERIFICATION SERVICES INC.
47173 BENICIA STREET, FREMONT, CA 94538, USA TEL: (510) 771-1000 FAX: (510) 661-0888
This report shall not be reproduced except in full, without the written approval of UL Verification Services Inc.

BANDEDGE (HIGH CHANNEL)

HORIZONTAL RESULT

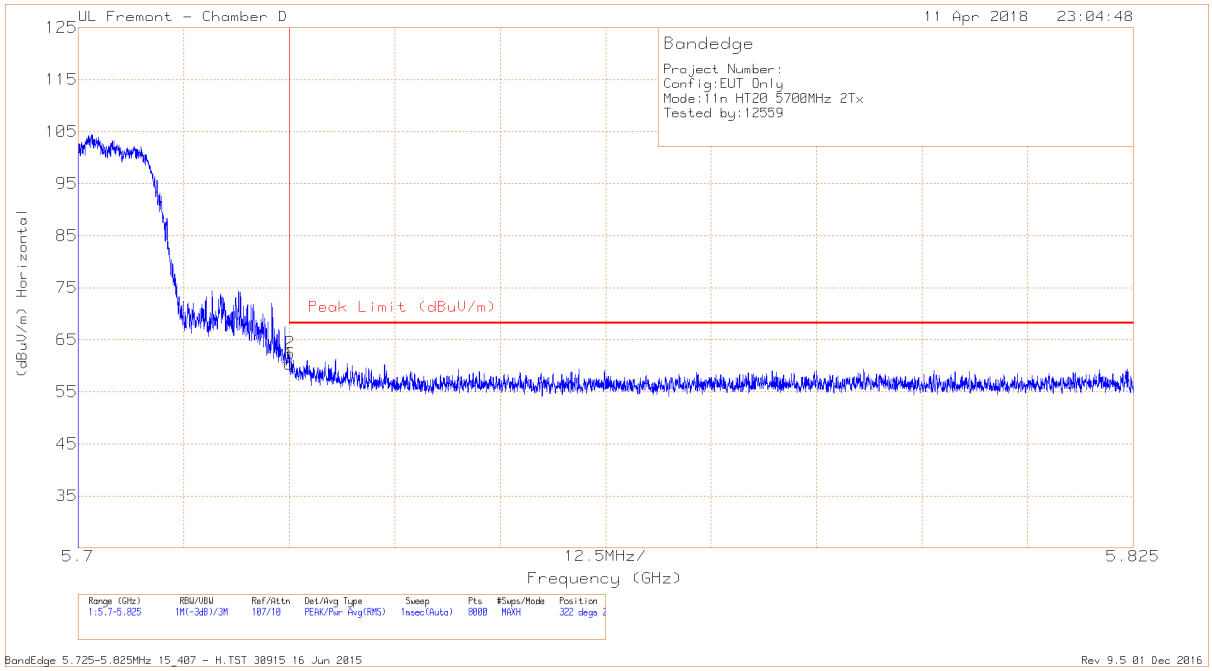

Marker	Frequency (GHz)	Meter Reading (dBuV)	Det	AF T136 (dB/m)	Amp/Cbl/ Fltr/Pad (dB)	Corrected Reading (dBuV/m)	Peak Limit (dBuV/m)	PK Margin (dB)	Azimuth (Degs)	Height (cm)	Polarity
1	5.725	41.9	Pk	35.6	-17.1	60.4	68.2	-7.8	322	215	H
2	5.725	43.93	Pk	35.6	-17.1	62.43	68.2	-5.77	322	215	H

Pk - Peak detector

UL VERIFICATION SERVICES INC.
47173 BENICIA STREET, FREMONT, CA 94538, USA TEL: (510) 771-1000 FAX: (510) 661-0888
This report shall not be reproduced except in full, without the written approval of UL Verification Services Inc.

VERTICAL RESULT

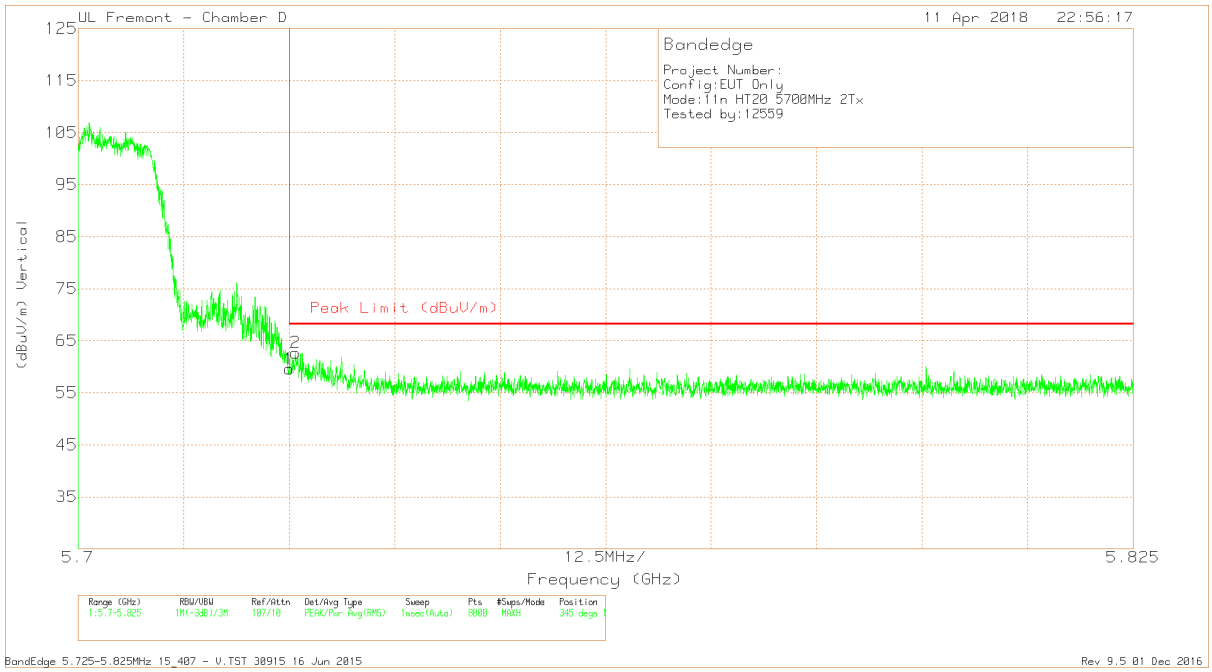

Marker	Frequency (GHz)	Meter Reading (dBuV)	Det	AF T136 (dB/m)	Amp/Cbl/ Fltr/Pad (dB)	Corrected Reading (dBuV/m)	Peak Limit (dBuV/m)	PK Margin (dB)	Azimuth (Degs)	Height (cm)	Polarity
1	5.725	41.09	Pk	35.6	-17.1	59.59	68.2	-8.61	345	101	V
2	5.726	44.19	Pk	35.6	-17.1	62.69	68.2	-5.51	345	101	V

Pk - Peak detector

UL VERIFICATION SERVICES INC.
47173 BENICIA STREET, FREMONT, CA 94538, USA TEL: (510) 771-1000 FAX: (510) 661-0888
This report shall not be reproduced except in full, without the written approval of UL Verification Services Inc.

HARMONICS AND SPURIOUS EMISSIONS

LOW CHANNEL RESULTS

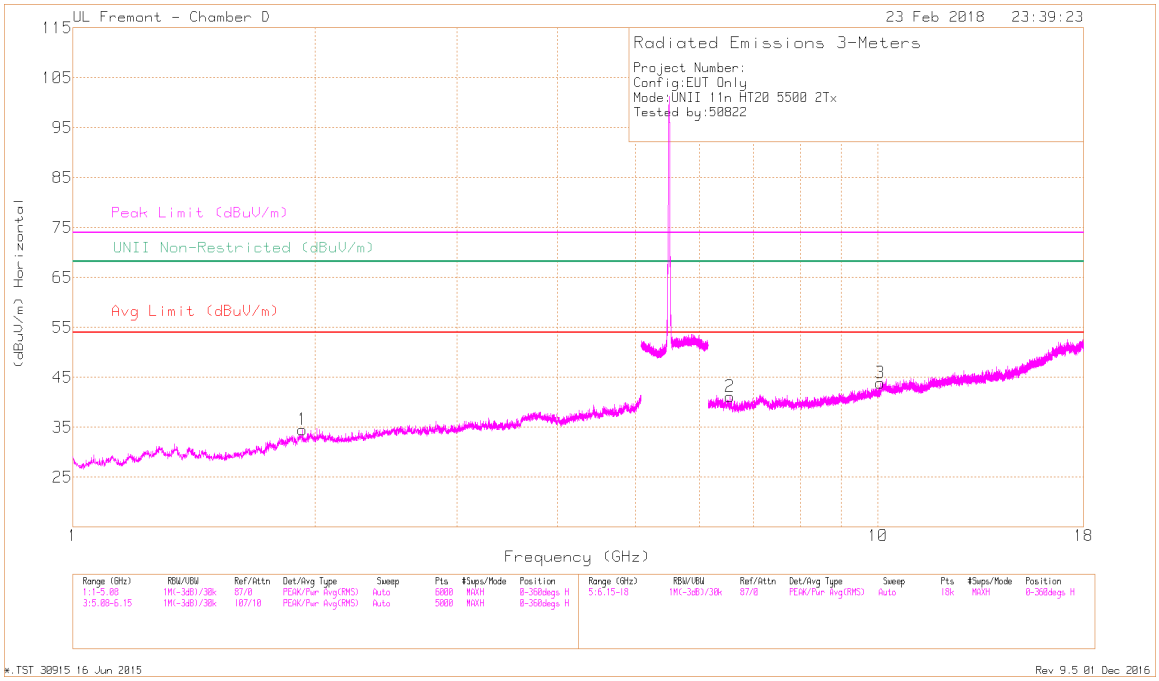

HORIZONTAL

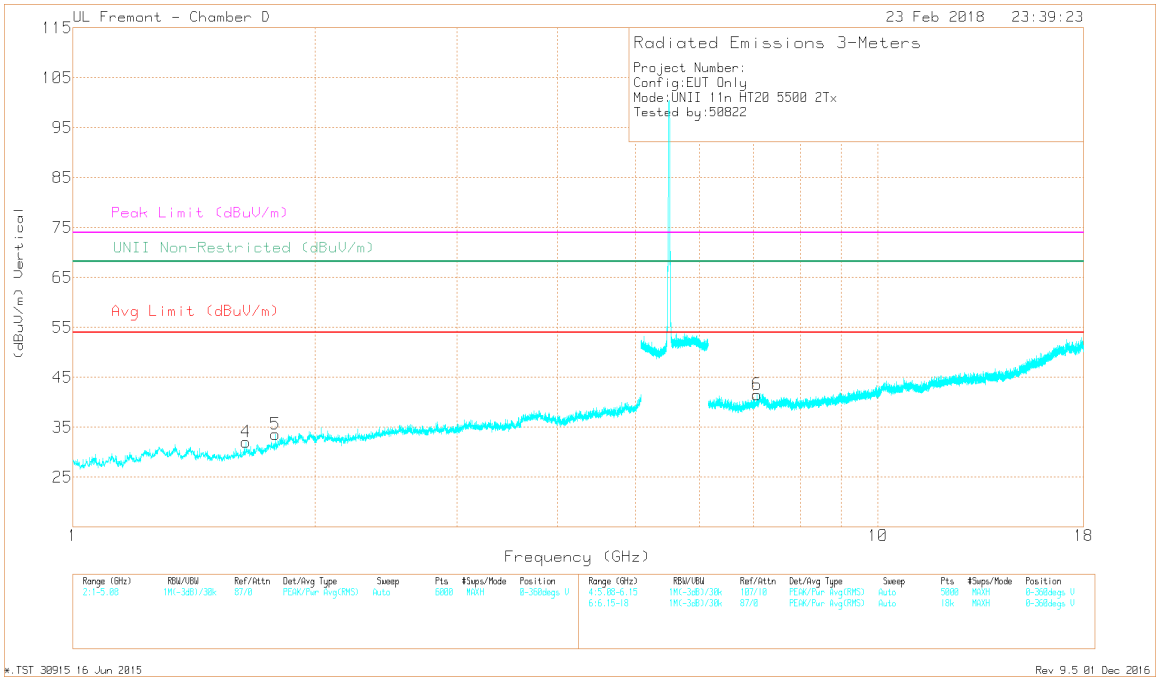

VERTICAL

UL VERIFICATION SERVICES INC.
47173 BENICIA STREET, FREMONT, CA 94538, USA TEL: (510) 771-1000 FAX: (510) 661-0888
This report shall not be reproduced except in full, without the written approval of UL Verification Services Inc.

RADIATED EMISSIONS

Marker	Frequency (GHz)	Meter Reading (dBuV)	Det	AF T136 (dB/m)	Amp/Cbl/Fltr /Pad (dB)	Corrected Reading (dBuV/m)	UNII Non-Restricted (dBuV/m)	Margin (dB)	Azimuth (Degs)	Height (cm)	Polarity
4	1.642	41.37	PK-U	28.8	-31.1	39.07	68.2	-29.13	111	354	V
	1.642	28.56	ADR	28.8	-31.1	26.26	68.2	-41.94	111	354	V
5	1.783	40.5	PK-U	30.1	-30.8	39.8	68.2	-28.4	187	102	V
	1.783	27.85	ADR	30.1	-30.8	27.15	68.2	-41.05	187	102	V
1	1.926	28.44	ADR	31.4	-30.9	28.94	68.2	-39.26	28	100	H
	1.928	40.2	PK-U	31.4	-30.9	40.7	68.2	-27.5	28	100	H
2	6.553	36.97	PK-U	36	-25.1	47.87	68.2	-20.33	65	281	H
	6.554	24.51	ADR	36	-25.2	35.31	68.2	-32.89	65	281	H
6	7.069	24.89	ADR	36.3	-25	36.19	68.2	-32.01	42	133	V
	7.07	36.52	PK-U	36.3	-25	47.82	68.2	-20.38	42	133	V
3	10.069	21.82	ADR	37.3	-20.9	38.22	68.2	-29.98	243	103	H
	10.07	33.69	PK-U	37.3	-20.9	50.09	68.2	-18.11	243	103	H

PK-U - U-NII: Maximum Peak
ADR - U-NII AD primary method, RMS average

UL VERIFICATION SERVICES INC.
47173 BENICIA STREET, FREMONT, CA 94538, USA TEL: (510) 771-1000 FAX: (510) 661-0888
This report shall not be reproduced except in full, without the written approval of UL Verification Services Inc.

MID CHANNEL RESULTS

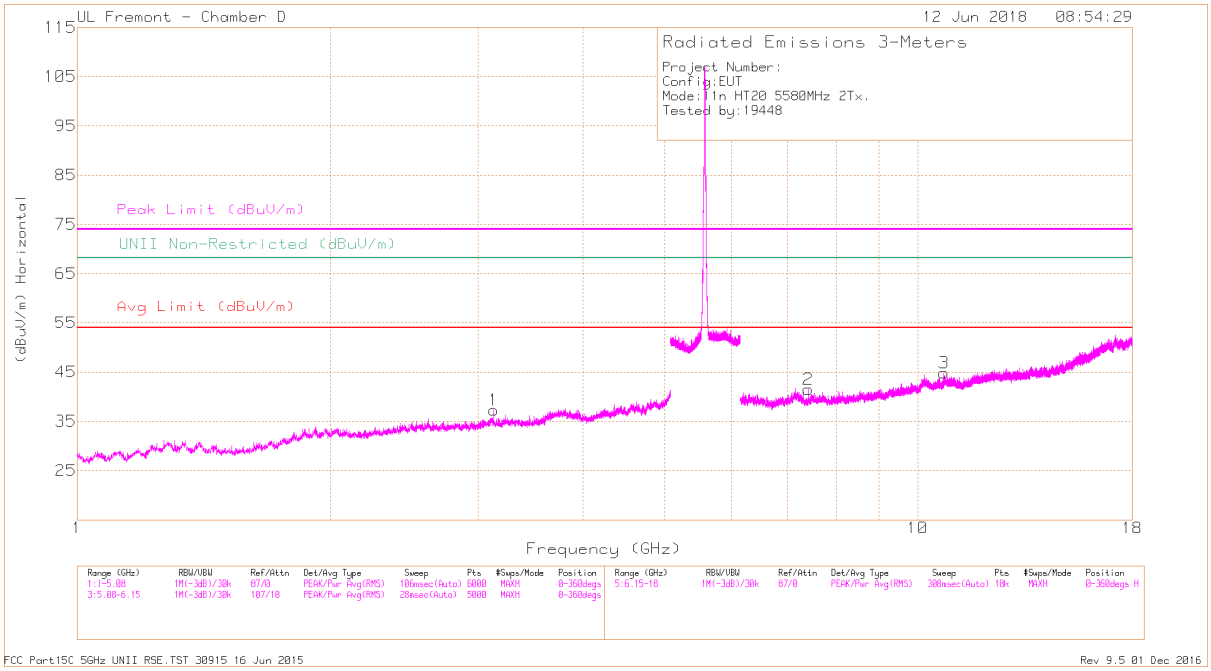

HORIZONTAL

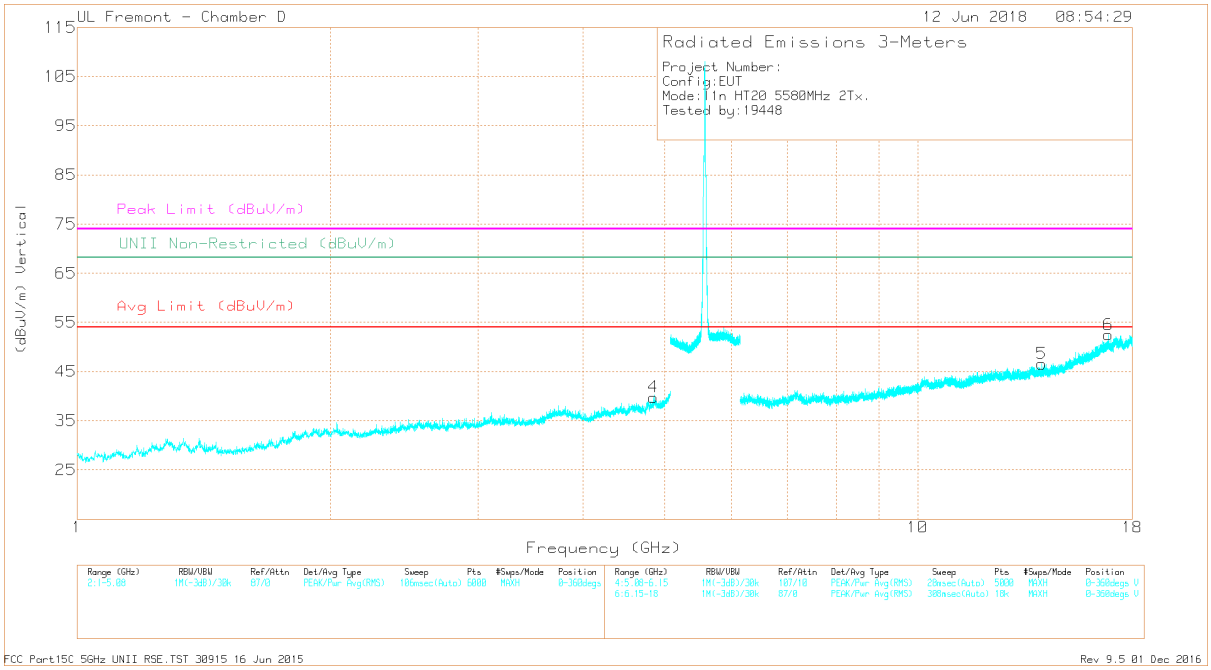

VERTICAL

UL VERIFICATION SERVICES INC.
47173 BENICIA STREET, FREMONT, CA 94538, USA TEL: (510) 771-1000 FAX: (510) 661-0888
This report shall not be reproduced except in full, without the written approval of UL Verification Services Inc.

RADIATED EMISSIONS

Marker	Frequency (GHz)	Meter Reading (dBuV)	Det	AF T136 (dB/m)	Amp/Cbl/Fltr/ Pad (dB)	Corrected Reading (dBuV/m)	Avg Limit (dBuV/m)	Margin (dB)	Peak Limit (dBuV/m)	PK Margin (dB)	UNII Non-Restricted (dBuV/m)	PK Margin (dB)	Azimuth (Degs)	Height (cm)	Polarity
4	* 4.853	34.98	PK-U	34.5	-25.4	44.08	-	-	74	-29.92	-	-	247	207	V
	* 4.851	23.55	ADR	34.5	-25.4	32.65	54	-21.35	-	-	-	-	247	207	V
2	* 7.412	35.03	PK-U	36.2	-24.4	46.83	-	-	74	-27.17	-	-	273	147	H
	* 7.413	22.67	ADR	36.2	-24.4	34.47	54	-19.53	-	-	-	-	273	147	H
3	* 10.746	32.18	PK-U	37.7	-20.4	49.48	-	-	74	-24.52	-	-	227	149	H
	* 10.747	20.25	ADR	37.7	-20.4	37.55	54	-16.45	-	-	-	-	227	149	H
1	3.129	36.81	PK-U	32.9	-28.4	41.31	-	-	-	-	68.2	-26.89	18	220	H
5	14.04	33.87	PK-U	39.1	-22.2	50.77	-	-	-	-	68.2	-17.43	314	383	V
6	16.859	32.39	PK-U	42.6	-17.6	57.39	-	-	-	-	68.2	-10.81	263	298	V

* - indicates frequency in CFR47 Pt 15 / IC RSS-Restricted Band
PK-U - U-NII: Maximum Peak
ADR - U-NII AD primary method, RMS average

UL VERIFICATION SERVICES INC.
47173 BENICIA STREET, FREMONT, CA 94538, USA TEL: (510) 771-1000 FAX: (510) 661-0888
This report shall not be reproduced except in full, without the written approval of UL Verification Services Inc.

HIGH CHANNEL RESULTS

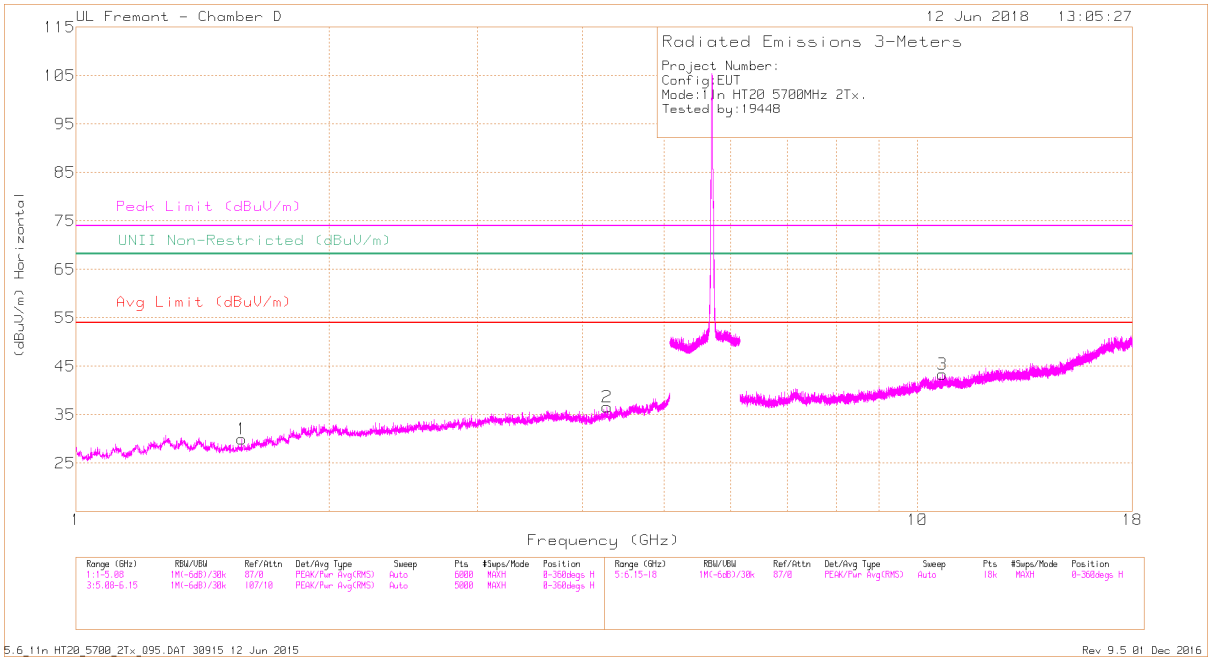

HORIZONTAL

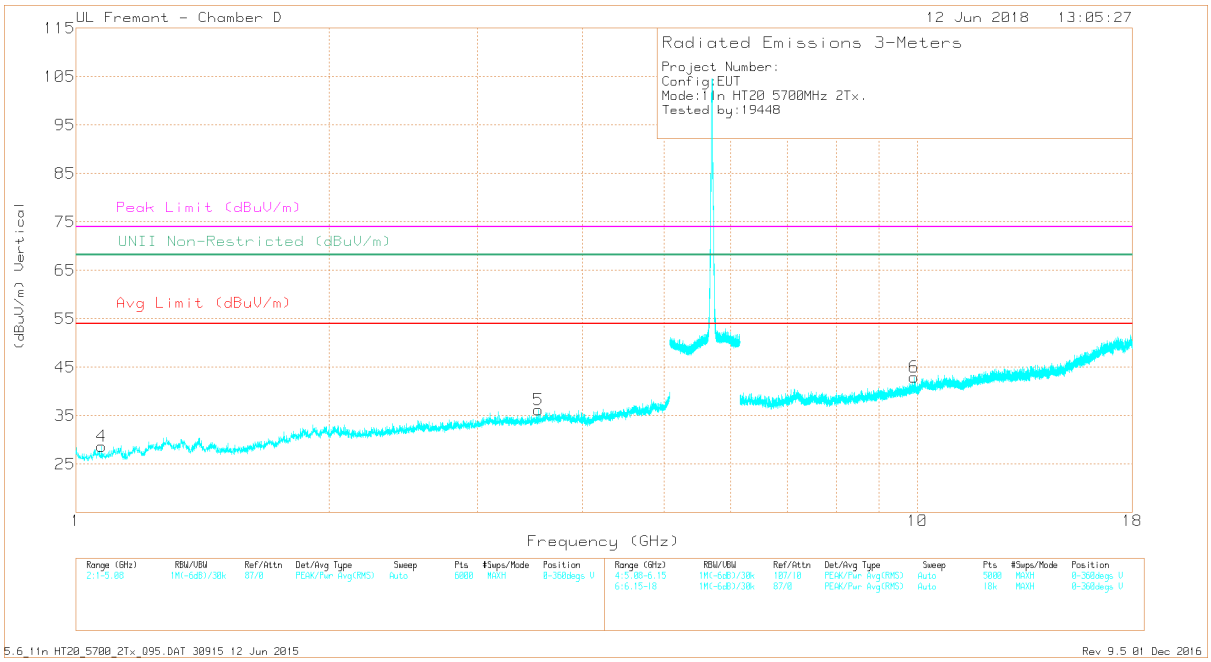

VERTICAL

UL VERIFICATION SERVICES INC.
47173 BENICIA STREET, FREMONT, CA 94538, USA TEL: (510) 771-1000 FAX: (510) 661-0888
This report shall not be reproduced except in full, without the written approval of UL Verification Services Inc.

RADIATED EMISSIONS

Marker	Frequency (GHz)	Meter Reading (dBuV)	Det	AF T136 (dB/m)	Amp/Cbl/Fltr/ Pad (dB)	Corrected Reading (dBuV/m)	Avg Limit (dBuV/m)	Margin (dB)	Peak Limit (dBuV/m)	PK Margin (dB)	UNII Non-Restricted (dBuV/m)	PK Margin (dB)	Azimuth (Degs)	Height (cm)	Polarity
1	* 1.574	38.31	PK-U	28.2	-31.4	35.11	-	-	74	-38.89	-	-	183	346	H
	* 1.575	25.62	ADR	28.2	-31.5	22.32	54	-31.68	-	-	-	-	183	346	H
2	* 4.279	33.84	PK-U	33.9	-27.5	40.24	-	-	74	-33.76	-	-	271	213	H
	* 4.28	22.72	ADR	33.9	-27.5	29.12	54	-24.88	-	-	-	-	271	213	H
4	* 1.073	38.18	PK-U	27	-31.9	33.28	-	-	74	-40.72	-	-	336	304	V
	* 1.072	25.71	ADR	27	-31.9	20.81	54	-33.19	-	-	-	-	336	304	V
5	* 3.545	35.81	PK-U	33.4	-28.9	40.31	-	-	74	-33.69	-	-	219	263	V
	* 3.544	23.64	ADR	33.4	-28.9	28.14	54	-25.86	-	-	-	-	219	263	V
3	* 10.712	31.1	PK-U	37.7	-20.8	48	-	-	74	-26	-	-	249	196	H
	* 10.711	18.92	ADR	37.7	-20.8	35.82	54	-18.18	-	-	-	-	249	196	H
6	9.902	29.92	PK-U	37.1	-20.6	46.42	-	-	-	-	68.2	-21.78	183	357	V

* - indicates frequency in CFR47 Pt 15 / IC RSS-Restricted Band
PK-U - U-NII: Maximum Peak
ADR - U-NII AD primary method, RMS average

UL VERIFICATION SERVICES INC.
47173 BENICIA STREET, FREMONT, CA 94538, USA TEL: (510) 771-1000 FAX: (510) 661-0888
This report shall not be reproduced except in full, without the written approval of UL Verification Services Inc.

CHANNEL 144 RESULTS

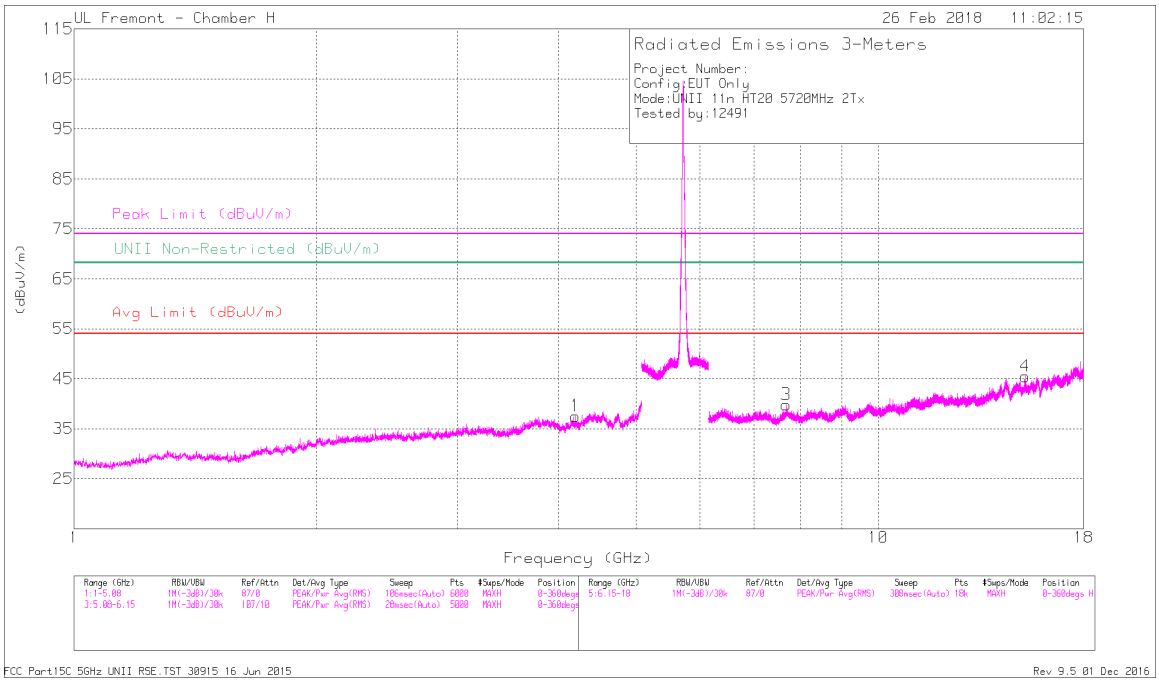

HORIZONTAL

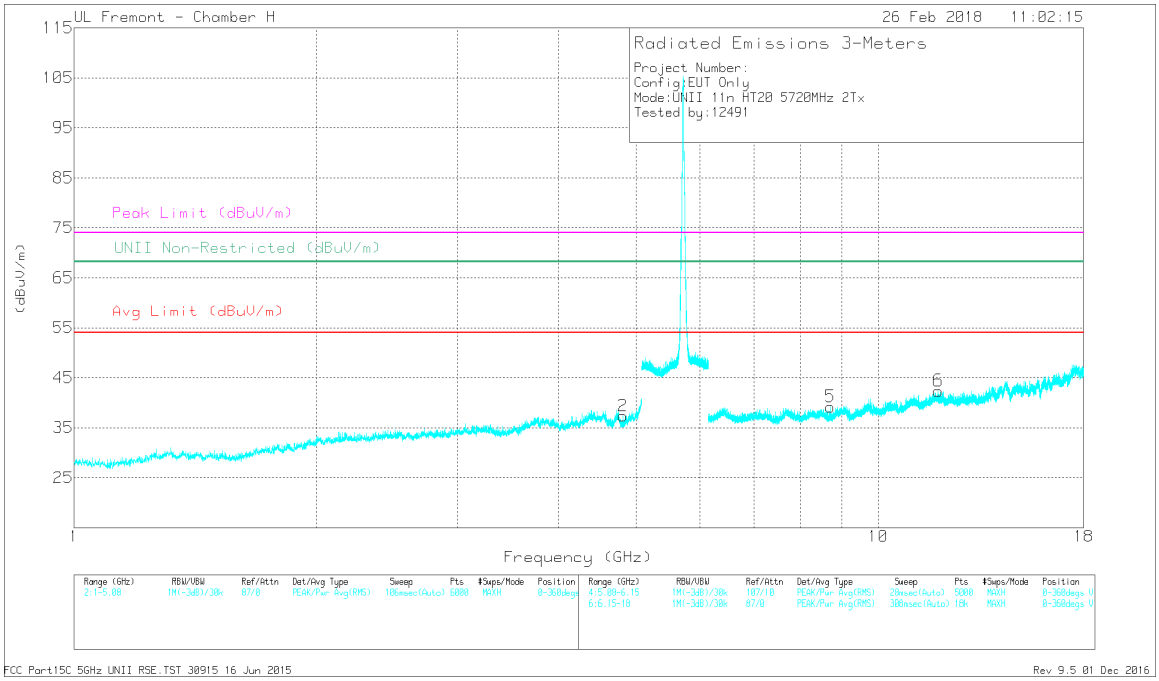

VERTICAL

UL VERIFICATION SERVICES INC.
47173 BENICIA STREET, FREMONT, CA 94538, USA TEL: (510) 771-1000 FAX: (510) 661-0888
This report shall not be reproduced except in full, without the written approval of UL Verification Services Inc.

RADIATED EMISSIONS

Marker	Frequency (GHz)	Meter Reading (dBuV)	Det	AF T344 (dB/m)	Amp/Cbl /Fltr/Pad (dB)	Corrected Reading (dBuV/m)	Avg Limit (dBuV/m)	Margin (dB)	Peak Limit (dBuV/m)	PK Margin (dB)	UNII Non-Restricted (dBuV/m)	PK Margin (dB)	Azimuth (Degs)	Height (cm)	Polarity
1	* 4.2	44.27	PK-U	33.5	-34.2	43.57	-	-	74	-30.43	-	-	107	321	H
	* 4.199	32.43	ADR	33.5	-34.2	31.73	54	-22.27	-	-	-	-	107	321	H
2	* 4.811	44.39	PK-U	34.2	-33.8	44.79	-	-	74	-29.21	-	-	241	251	V
	* 4.811	31.93	ADR	34.2	-33.8	32.33	54	-21.67	-	-	-	-	241	251	V
3	* 7.682	40.22	PK-U	36.2	-30.3	46.12	-	-	74	-27.88	-	-	21	339	H
	* 7.68	28.15	ADR	36.2	-30.4	33.95	54	-20.05	-	-	-	-	21	339	H
6	* 11.873	35.28	PK-U	39	-26.3	47.98	-	-	74	-26.02	-	-	174	200	V
	* 11.874	24.1	ADR	39	-26.3	36.8	54	-17.2	-	-	-	-	174	200	V
5	8.714	38.34	PK-U	36.1	-29.5	44.94	-	-	-	-	68.2	-23.26	212	263	V
4	15.237	34.64	PK-U	41.2	-24.6	51.24	-	-	-	-	68.2	-16.96	152	185	H

* - indicates frequency in CFR47 Pt 15 / IC RSS-Restricted Band
PK-U - U-NII: Maximum Peak
ADR - U-NII AD primary method, RMS average

UL VERIFICATION SERVICES INC.
47173 BENICIA STREET, FREMONT, CA 94538, USA TEL: (510) 771-1000 FAX: (510) 661-0888
This report shall not be reproduced except in full, without the written approval of UL Verification Services Inc.