9.1.8. TX ABOVE 1 GHz 802.11n HT40 MODE IN THE 5.6 GHz BAND

1TX Antenna 6 MODE

BANDEDGE (LOW CHANNEL) (Need DCF)

HORIZONTAL RESULT

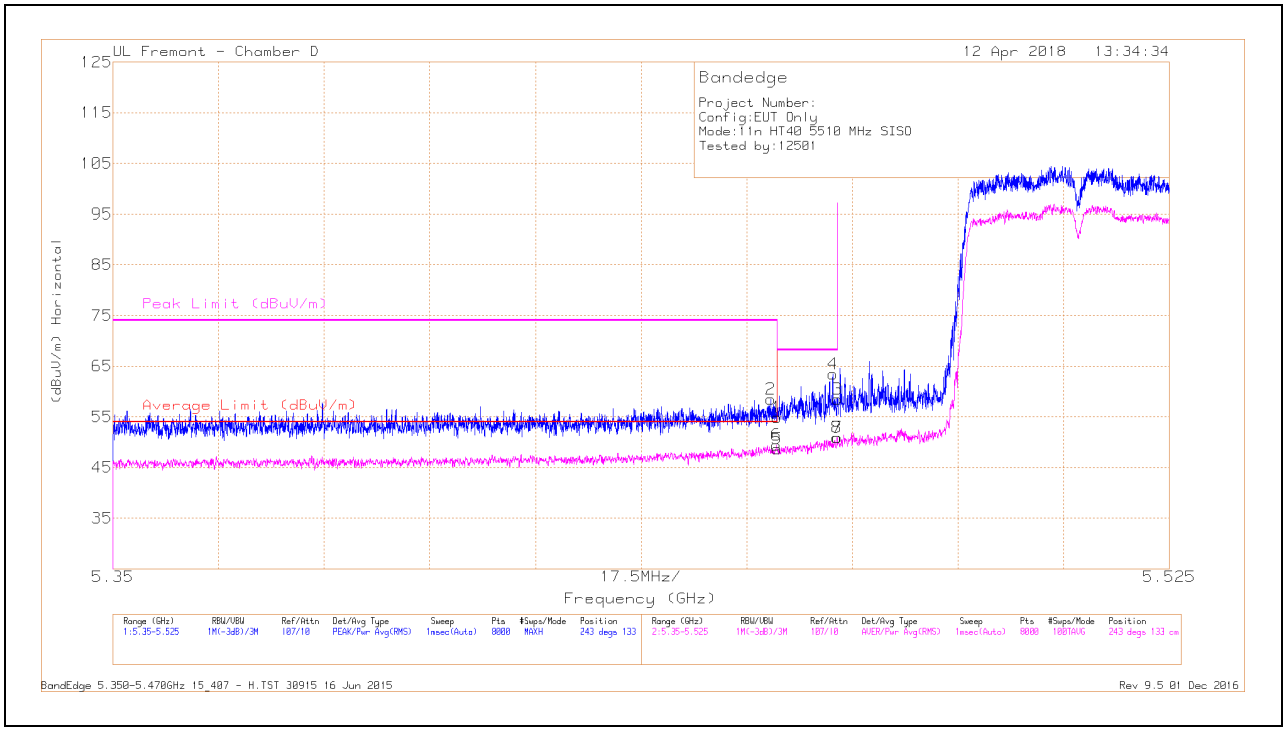

Marker	Frequency (GHz)	Meter Reading (dBuV)	Det	AF T136 (dB/m)	Amp/Cbl/Fltr/Pad (dB)	DC Corr (dB)	Corrected Reading (dBuV/m)	Average Limit (dBuV/m)	Margin (dB)	Peak Limit (dBuV/m)	PK Margin (dB)	Azimuth (Degs)	Height (cm)	Polarity
1	* 5.46	37.52	Pk	34.9	-17.5		54.92	-	-	74	-19.08	243	133	H
2	* 5.459	41.13	Pk	34.9	-17.6		58.43	-	-	74	-15.57	243	133	H
5	* 5.46	31.29	RMS	34.9	-17.5	0.09	48.78	54	-5.22	-	-	243	133	H
6	* 5.46	32.04	RMS	34.9	-17.5	0.09	49.53	54	-4.47	-	-	243	133	H
4	5.469	46.02	Pk	34.9	-17.5		63.42	-	-	68.2	-4.78	243	133	H
3	5.47	41.13	Pk	34.9	-17.5		58.53	-	-	68.2	-9.67	243	133	H
7	5.47	33.54	RMS	34.9	-17.5		50.94	-	-	-	-	243	133	H
8	5.47	33.48	RMS	34.9	-17.5		50.88	-	-	-	-	243	133	H

* - indicates frequency in CFR47 Pt 15 / IC RSS-Restricted Band
Pk - Peak detector
RMS - RMS detection

UL VERIFICATION SERVICES INC.
47173 BENICIA STREET, FREMONT, CA 94538, USA TEL: (510) 771-1000 FAX: (510) 661-0888
This report shall not be reproduced except in full, without the written approval of UL Verification Services Inc.

VERTICAL RESULT

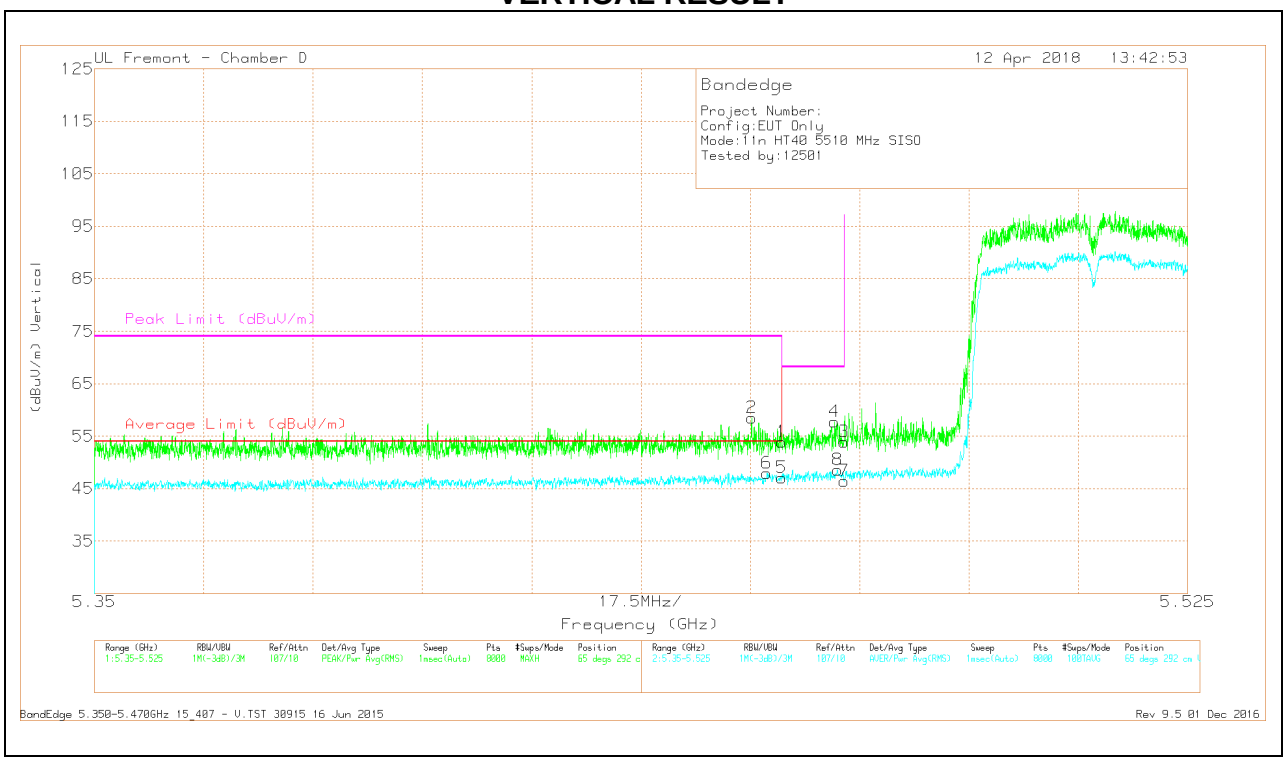

Marker	Frequency (GHz)	Meter Reading (dBuV)	Det	AF T136 (dB/m)	Amp/Cbl/Fltr/Pad (dB)	DC Corr (dB)	Corrected Reading (dBuV/m)	Average Limit (dBuV/m)	Margin (dB)	Peak Limit (dBuV/m)	PK Margin (dB)	Azimuth (Degs)	Height (cm)	Polarity
2	* 5.455	41.22	Pk	34.9	-17.6		58.52	-	-	74	-15.48	65	292	V
6	* 5.458	30.65	RMS	34.9	-17.6	0.09	48.04	54	-5.96	-	-	65	292	V
1	* 5.46	36.5	Pk	34.9	-17.5		53.9	-	-	74	-20.1	65	292	V
5	* 5.46	29.69	RMS	34.9	-17.5	0.09	47.18	54	-6.82	-	-	65	292	V
4	5.468	40.3	Pk	34.9	-17.5		57.7	-	-	68.2	-10.5	65	292	V
8	5.469	31.19	RMS	34.9	-17.5		48.59	-	-	-	-	65	292	V
3	5.47	36.51	Pk	34.9	-17.5		53.91	-	-	68.2	-14.29	65	292	V
7	5.47	29	RMS	34.9	-17.5		46.4	-	-	-	-	65	292	V

* - indicates frequency in CFR47 Pt 15 / IC RSS-Restricted Band
Pk - Peak detector
RMS - RMS detection

UL VERIFICATION SERVICES INC.
47173 BENICIA STREET, FREMONT, CA 94538, USA TEL: (510) 771-1000 FAX: (510) 661-0888
This report shall not be reproduced except in full, without the written approval of UL Verification Services Inc.

BANDEDGE (HIGH CHANNEL)

HORIZONTAL RESULT

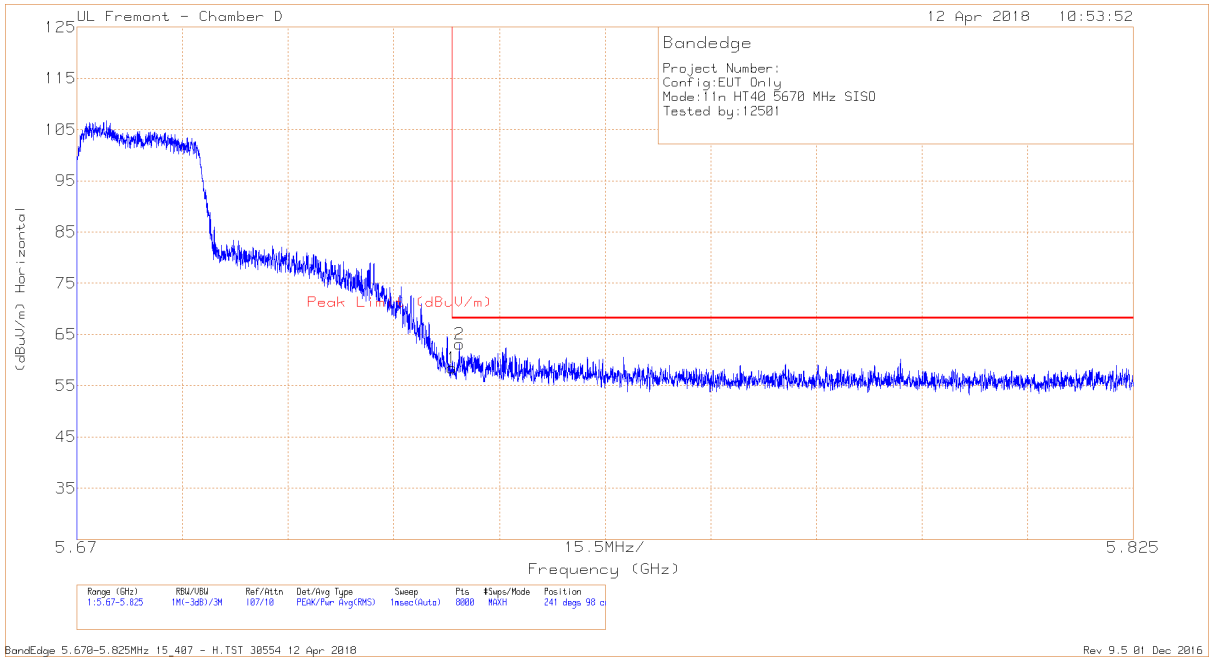

Marker	Frequency (GHz)	Meter Reading (dBuV)	Det	AF T136 (dB/m)	Amp/Cbl/Fltr/Pad (dB)	Corrected Reading (dBuV/m)	Peak Limit (dBuV/m)	PK Margin (dB)	Azimuth (Degs)	Height (cm)	Polarity
1	5.725	40.01	Pk	35.6	-17.1	58.51	68.2	-9.69	241	98	H
2	5.726	44.62	Pk	35.6	-17.1	63.12	68.2	-5.08	241	98	H

Pk - Peak detector

UL VERIFICATION SERVICES INC.
47173 BENICIA STREET, FREMONT, CA 94538, USA TEL: (510) 771-1000 FAX: (510) 661-0888
This report shall not be reproduced except in full, without the written approval of UL Verification Services Inc.

VERTICAL RESULT

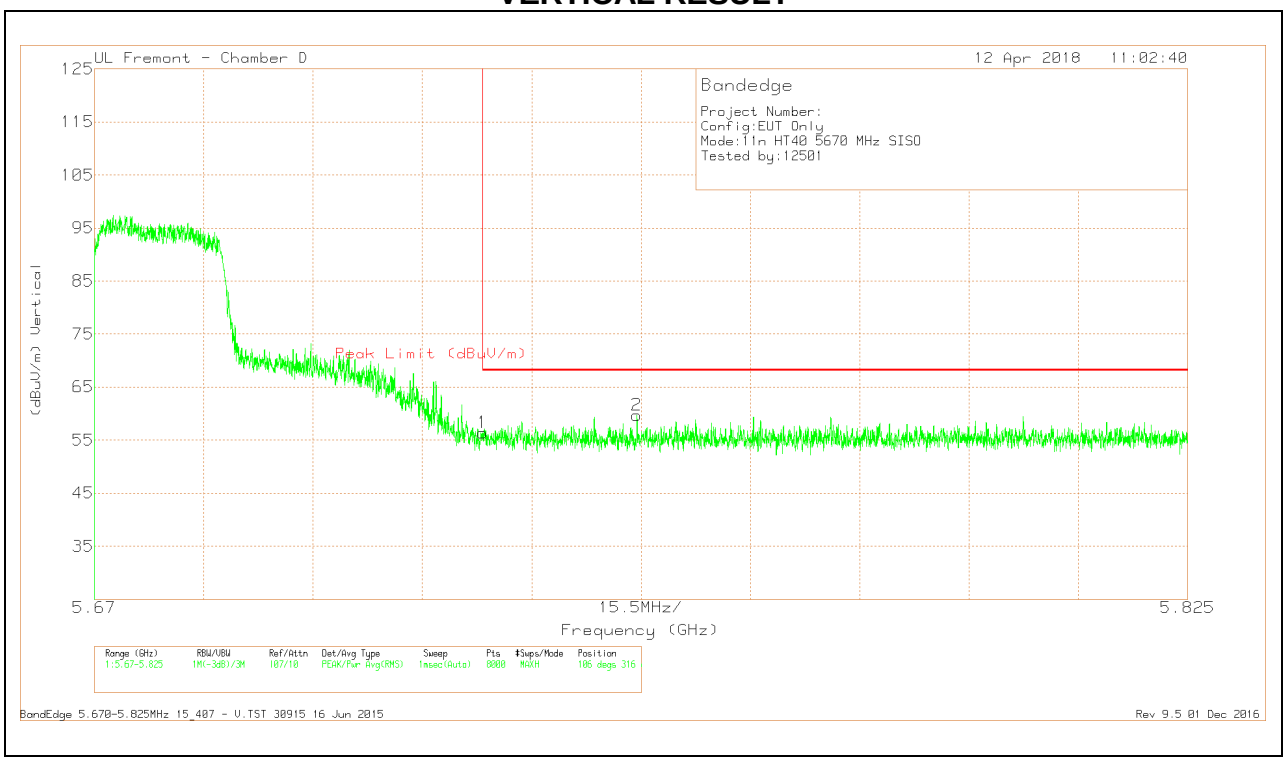

Marker	Frequency (GHz)	Meter Reading (dBuV)	Det	AF T136 (dB/m)	Amp/Cbl/Fltr/Pad (dB)	Corrected Reading (dBuV/m)	Peak Limit (dBuV/m)	PK Margin (dB)	Azimuth (Degs)	Height (cm)	Polarity
1	5.725	37.9	Pk	35.6	-17.1	56.4	68.2	-11.8	106	316	V
2	5.747	41.19	Pk	35.6	-17.1	59.69	68.2	-8.51	106	316	V

Pk - Peak detector

UL VERIFICATION SERVICES INC.
47173 BENICIA STREET, FREMONT, CA 94538, USA TEL: (510) 771-1000 FAX: (510) 661-0888
This report shall not be reproduced except in full, without the written approval of UL Verification Services Inc.

1TX Antenna 5 MODE

BANDEDGE (LOW CHANNEL)

HORIZONTAL RESULT

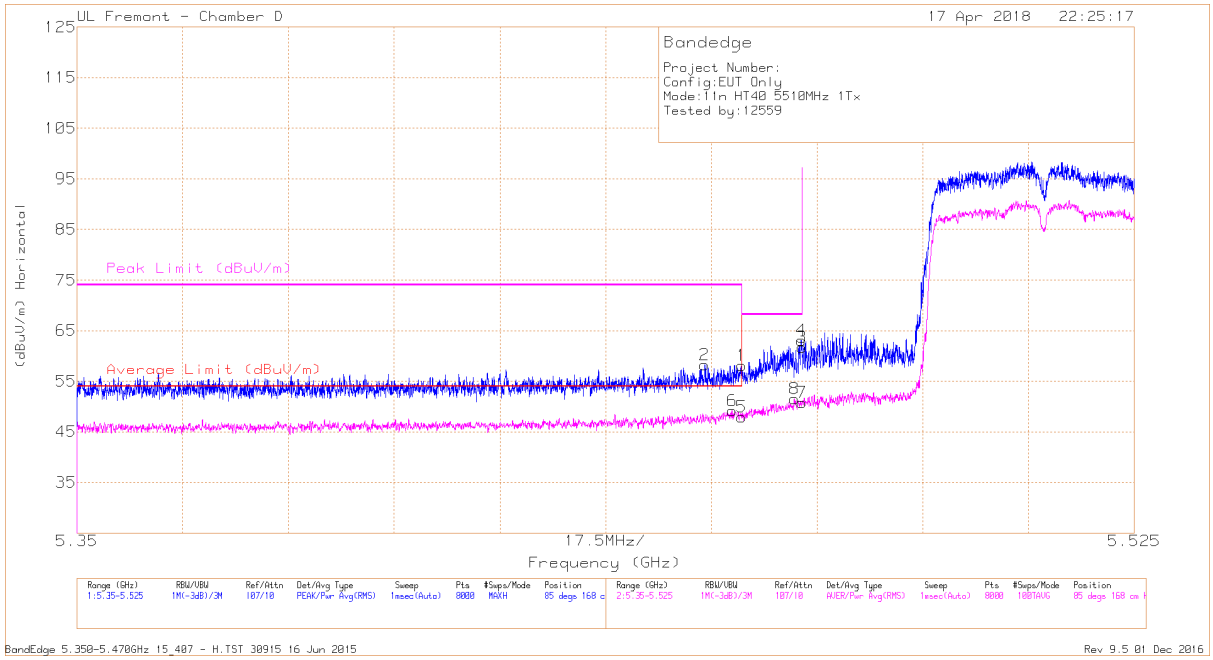

Marker	Frequency (GHz)	Meter Reading (dBuV)	Det	AF T136 (dB/m)	Amp/Cbl/Fltr/Pad (dB)	DC Corr (dB)	Corrected Reading (dBuV/m)	Average Limit (dBuV/m)	Margin (dB)	Peak Limit (dBuV/m)	PK Margin (dB)	Azimuth (Degs)	Height (cm)	Polarity
1	* 5.46	40.66	Pk	34.9	-17.5	0	58.06	-	-	74	-15.94	85	168	H
2	* 5.454	40.96	Pk	34.9	-17.6	0	58.26	-	-	74	-15.74	85	168	H
5	* 5.46	30.39	RMS	34.9	-17.5	.09	47.88	54	-6.12	-	-	85	168	H
6	* 5.458	31.82	RMS	34.9	-17.6	.09	49.21	54	-4.79	-	-	85	168	H
8	5.469	34.01	RMS	34.9	-17.5	0	51.50			-	-	85	168	H
3	5.47	44.33	Pk	34.9	-17.5	0	61.73	-		68.2	-6.47	85	168	H
4	5.47	45.68	Pk	34.9	-17.5	0	63.08	-		68.2	-5.12	85	168	H
7	5.47	33.27	RMS	34.9	-17.5	0	50.77	-		-	-	85	168	H

* - indicates frequency in CFR47 Pt 15 / IC RSS-Restricted Band
Pk - Peak detector
RMS - RMS detection

UL VERIFICATION SERVICES INC.
47173 BENICIA STREET, FREMONT, CA 94538, USA TEL: (510) 771-1000 FAX: (510) 661-0888
This report shall not be reproduced except in full, without the written approval of UL Verification Services Inc.

VERTICAL RESULT

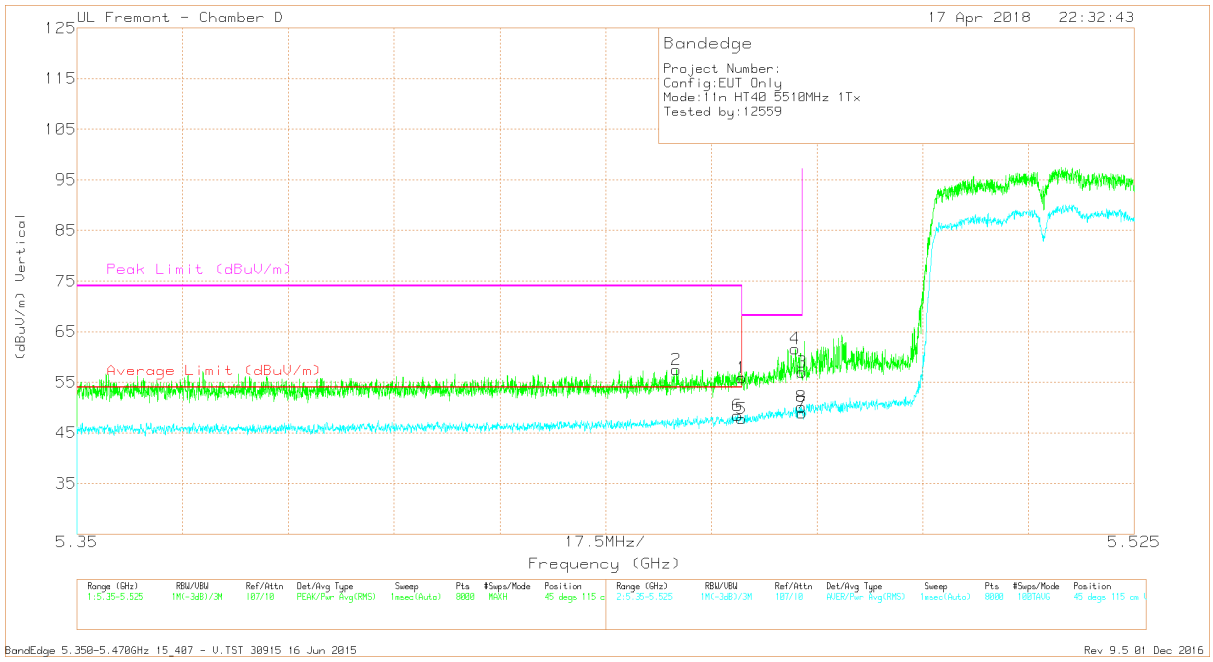

Marker	Frequency (GHz)	Meter Reading (dBuV)	Det	AF T136 (dB/m)	Amp/Cbl/Fltr/Pad (dB)	DC Corr (dB)	Corrected Reading (dBuV/m)	Average Limit (dBuV/m)	Margin (dB)	Peak Limit (dBuV/m)	PK Margin (dB)	Azimuth (Degs)	Height (cm)	Polarity
2	* 5.449	40.3	Pk	34.9	-17.7	0	57.5	-	-	74	-16.5	45	115	V
6	* 5.459	30.92	RMS	34.9	-17.5	.09	48.41	54	-5.59	-	-	45	115	V
1	* 5.46	38.53	Pk	34.9	-17.5	0	55.93	-	-	74	-18.07	45	115	V
5	* 5.46	30.28	RMS	34.9	-17.5	.09	47.77	54	-6.23	-	-	45	115	V
4	5.469	44.25	Pk	34.9	-17.5	0	61.65	-	-	68.2	-6.55	45	115	V
3	5.47	39.62	Pk	34.9	-17.5	0	57.02	-	-	68.2	-11.18	45	115	V
7	5.47	31.37	RMS	34.9	-17.5	0	48.87	-	-	-	-	45	115	V
8	5.47	32.61	RMS	34.9	-17.5	0	50.11	-	-	-	-	45	115	V

* - indicates frequency in CFR47 Pt 15 / IC RSS-Restricted Band
Pk - Peak detector
RMS - RMS detection

UL VERIFICATION SERVICES INC.
47173 BENICIA STREET, FREMONT, CA 94538, USA TEL: (510) 771-1000 FAX: (510) 661-0888
This report shall not be reproduced except in full, without the written approval of UL Verification Services Inc.

BANDEDGE (HIGH CHANNEL)

HORIZONTAL RESULT

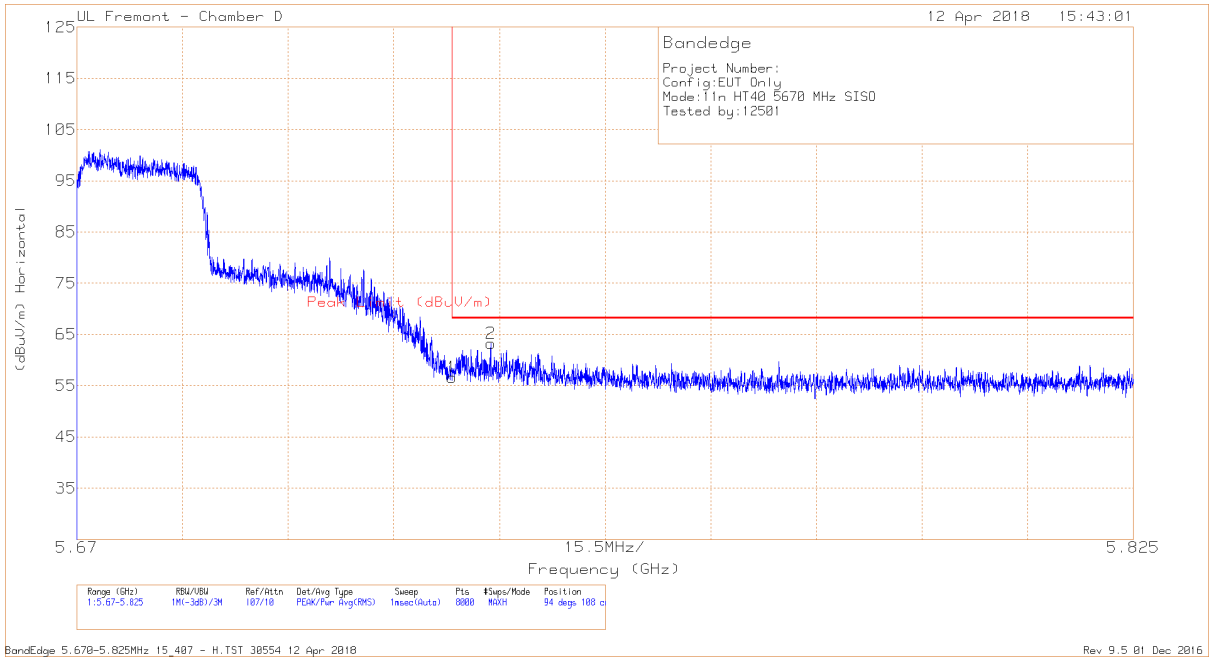

Marker	Frequency (GHz)	Meter Reading (dBuV)	Det	AF T136 (dB/m)	Amp/Cbl/ Fltr/Pad (dB)	Corrected Reading (dBuV/m)	Peak Limit (dBuV/m)	PK Margin (dB)	Azimuth (Degs)	Height (cm)	Polarity
1	5.725	38.14	Pk	35.6	-17.1	56.64	68.2	-11.56	94	108	H
2	5.731	44.8	Pk	35.6	-17.1	63.3	68.2	-4.9	94	108	H

Pk - Peak detector

UL VERIFICATION SERVICES INC.
47173 BENICIA STREET, FREMONT, CA 94538, USA TEL: (510) 771-1000 FAX: (510) 661-0888
This report shall not be reproduced except in full, without the written approval of UL Verification Services Inc.

VERTICAL RESULT

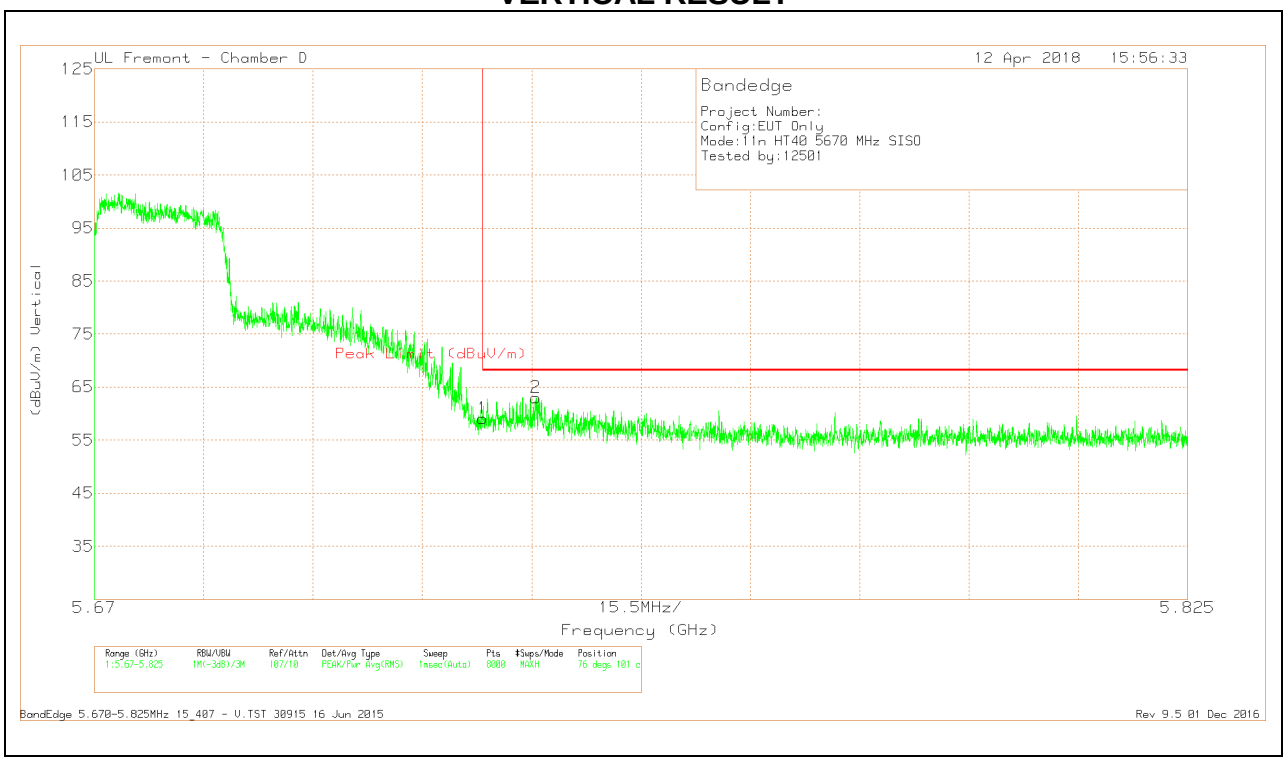

Marker	Frequency (GHz)	Meter Reading (dBuV)	Det	AF T136 (dB/m)	Amp/Cbl/Fltr/Pad (dB)	Corrected Reading (dBuV/m)	Peak Limit (dBuV/m)	PK Margin (dB)	Azimuth (Degs)	Height (cm)	Polarity
1	5.725	40.55	Pk	35.6	-17.1	59.05	68.2	-9.15	76	101	V
2	5.733	44.51	Pk	35.6	-17.1	63.01	68.2	-5.19	76	101	V

Pk - Peak detector

UL VERIFICATION SERVICES INC.
47173 BENICIA STREET, FREMONT, CA 94538, USA TEL: (510) 771-1000 FAX: (510) 661-0888
This report shall not be reproduced except in full, without the written approval of UL Verification Services Inc.

2TX Antenna 6 + Antenna 5 CDD MODE

BANDEDGE (LOW CHANNEL)

HORIZONTAL RESULT

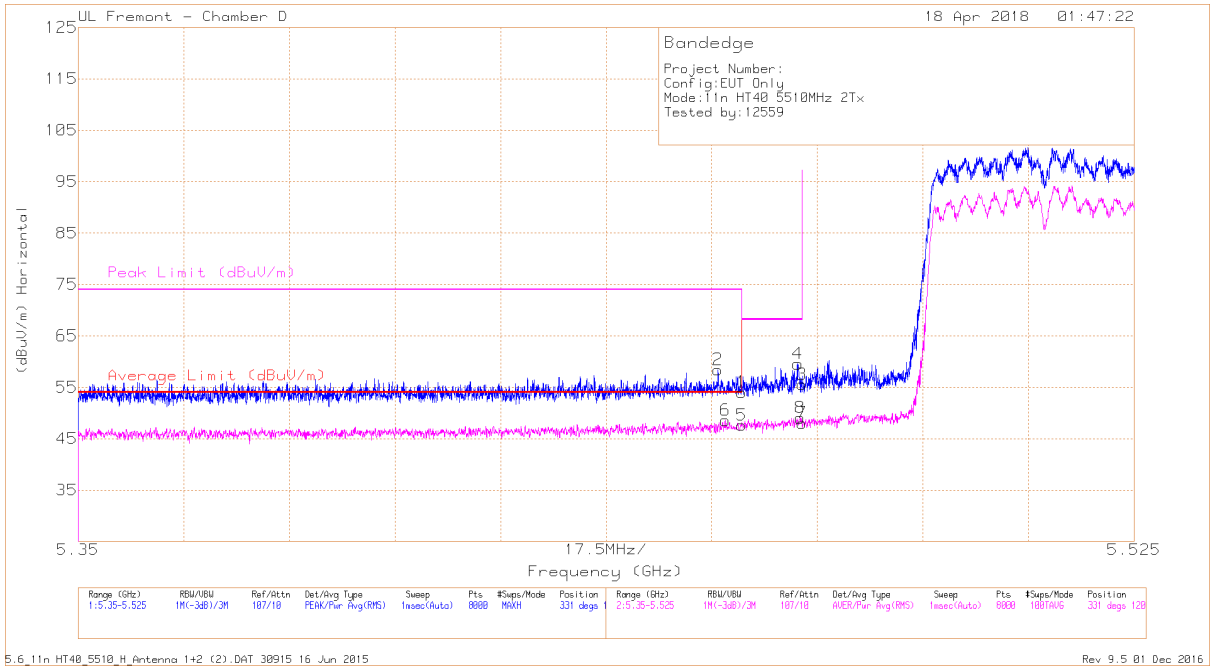

Marker	Frequency (GHz)	Meter Reading (dBuV)	Det	AF T136 (dB/m)	Amp/Cbl/Fltr/Pad (dB)	DC Corr (dB)	Corrected Reading (dBuV/m)	Average Limit (dBuV/m)	Margin (dB)	Peak Limit (dBuV/m)	PK Margin (dB)	Azimuth (Degs)	Height (cm)	Polarity
1	* 5.46	36.63	Pk	34.9	-17.5	0	54.03	-	-	74	-19.97	331	120	H
2	* 5.456	41.11	Pk	34.9	-17.6	0	58.41	-	-	74	-15.59	331	120	H
5	* 5.46	30.13	RMS	34.9	-17.5	.09	47.62	54	-6.38	-	-	331	120	H
6	* 5.457	31.18	RMS	34.9	-17.6	.09	48.57	54	-5.43	-	-	331	120	H
4	5.469	42.17	Pk	34.9	-17.5	0	59.57	-	-	68.2	-8.63	331	120	H
3	5.47	38.16	Pk	34.9	-17.5	0	55.56	-	-	68.2	-12.64	331	120	H
7	5.47	30.57	RMS	34.9	-17.5	.09	48.06	-	-	-	-	331	120	H
8	5.47	31.57	RMS	34.9	-17.5	.09	49.06	-	-	-	-	331	120	H

* - indicates frequency in CFR47 Pt 15 / IC RSS-Restricted Band
Pk - Peak detector
RMS - RMS detection
5.6_11n HT40_5510_H_Antenna 6+2 (2).DAT 30915 16 Jun 2015
Rev 9.5 01 Dec 2016

UL VERIFICATION SERVICES INC.
47173 BENICIA STREET, FREMONT, CA 94538, USA TEL: (510) 771-1000 FAX: (510) 661-0888
This report shall not be reproduced except in full, without the written approval of UL Verification Services Inc.

VERTICAL RESULT

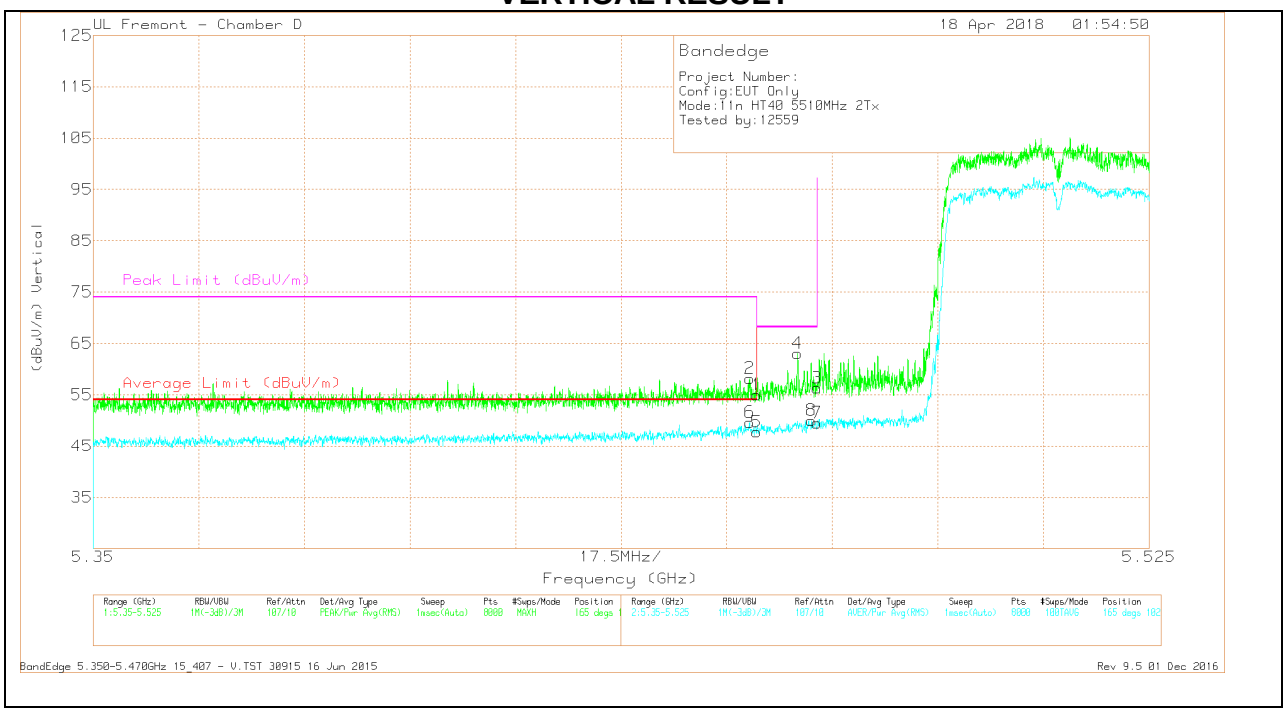

Marker	Frequency (GHz)	Meter Reading (dBuV)	Det	AF T136 (dB/m)	Amp/Cbl/Fltr/Pad (dB)	DC Corr (dB)	Corrected Reading (dBuV/m)	Average Limit (dBuV/m)	Margin (dB)	Peak Limit (dBuV/m)	PK Margin (dB)	Azimuth (Degs)	Height (cm)	Polarity
1	* 5.46	37.59	Pk	34.9	-17.5	0	54.99	-	-	74	-19.01	165	102	V
2	* 5.459	40.89	Pk	34.9	-17.6	0	58.19	-	-	74	-15.81	165	102	V
5	* 5.46	30.26	RMS	34.9	-17.5	.09	47.75	54	-6.25	-	-	165	102	V
6	* 5.459	32.24	RMS	34.9	-17.6	.09	49.63	54	-4.37	-	-	165	102	V
4	5.467	45.65	Pk	34.9	-17.5	0	63.05	-	-	68.2	-5.15	165	102	V
8	5.469	32.51	RMS	34.9	-17.5	.09	50	-	-	-	-	165	102	V
3	5.47	38.91	Pk	34.9	-17.5	0	56.31	-	-	68.2	-11.89	165	102	V
7	5.47	32.03	RMS	34.9	-17.5	.09	49.52	-	-	-	-	165	102	V

* - indicates frequency in CFR47 Pt 15 / IC RSS-Restricted Band

Pk - Peak detector

RMS - RMS detection

BandEdge 5.350-5.470GHz 15_407 - V.TST 30915 16 Jun 2015

Rev 9.5 01 Dec 2016

UL VERIFICATION SERVICES INC.
47173 BENICIA STREET, FREMONT, CA 94538, USA TEL: (510) 771-1000 FAX: (510) 661-0888

This report shall not be reproduced except in full, without the written approval of UL Verification Services Inc.

BANDEDGE (HIGH CHANNEL)

HORIZONTAL RESULT

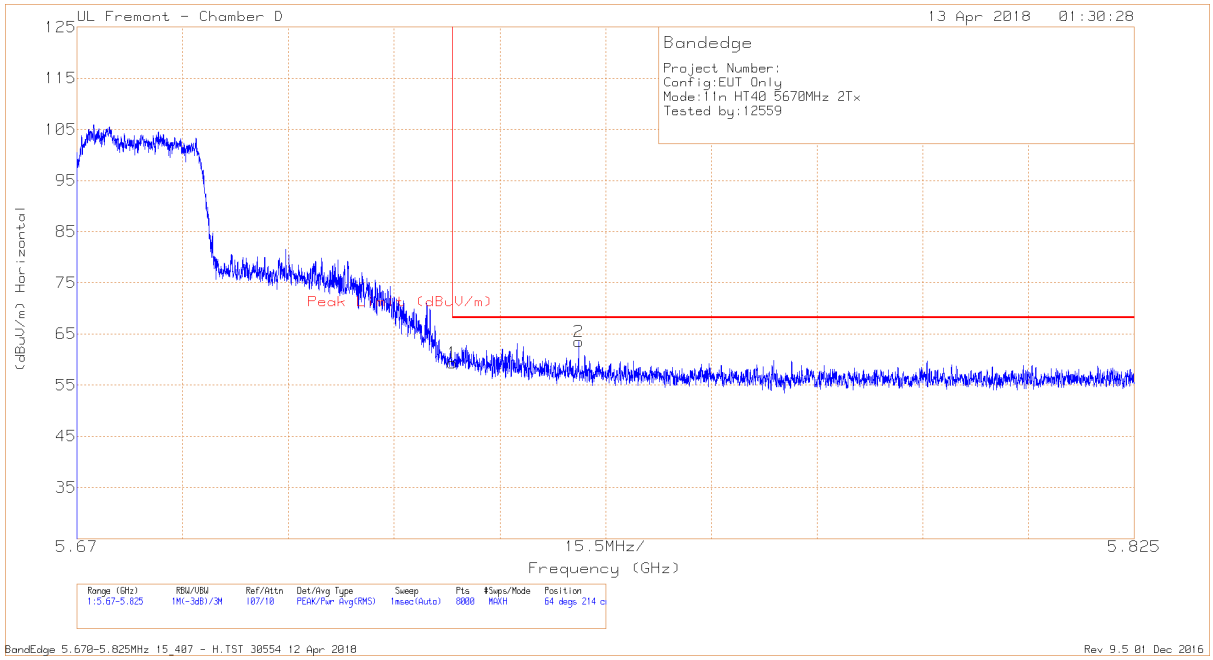

Marker	Frequency (GHz)	Meter Reading (dBuV)	Det	AF T136 (dB/m)	Amp/Cbl/ Fltr/Pad (dB)	Corrected Reading (dBuV/m)	Peak Limit (dBuV/m)	PK Margin (dB)	Azimuth (Degs)	Height (cm)	Polarity
1	5.725	40.85	Pk	35.6	-17.1	59.35	68.2	-8.85	64	214	H
2	5.744	45.08	Pk	35.6	-17.2	63.48	68.2	-4.72	64	214	H

Pk - Peak detector

UL VERIFICATION SERVICES INC.
47173 BENICIA STREET, FREMONT, CA 94538, USA TEL: (510) 771-1000 FAX: (510) 661-0888
This report shall not be reproduced except in full, without the written approval of UL Verification Services Inc.

VERTICAL RESULT

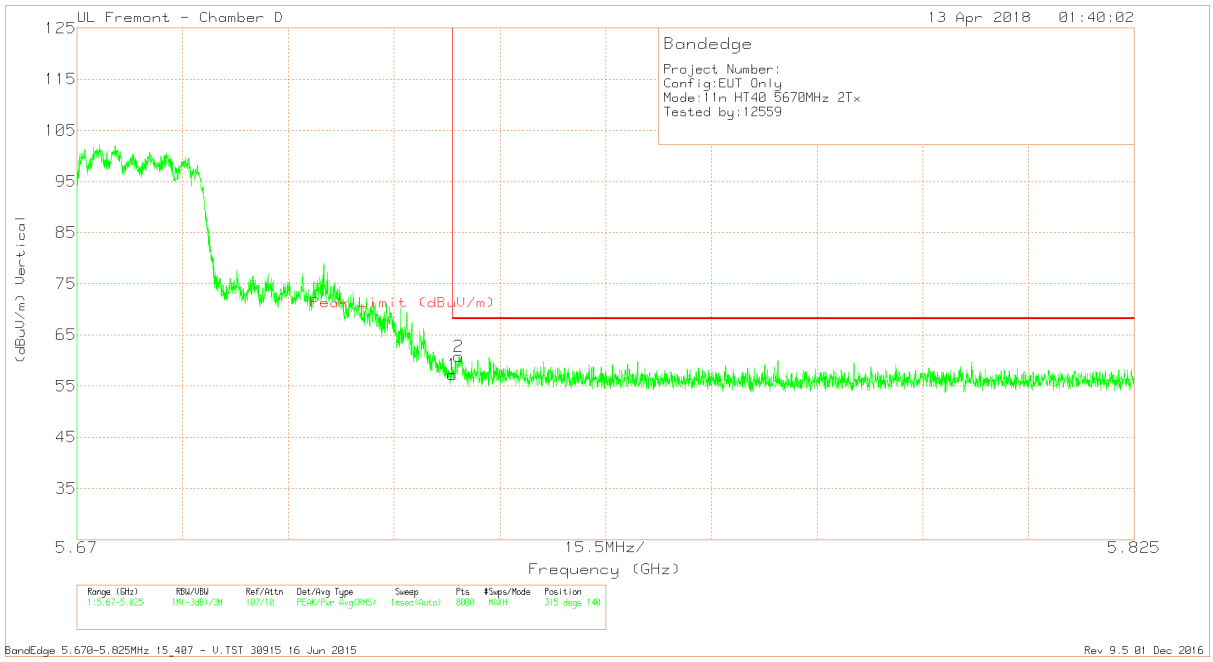

Marker	Frequency (GHz)	Meter Reading (dBuV)	Det	AF T136 (dB/m)	Amp/Cbl/ Fltr/Pad (dB)	Corrected Reading (dBuV/m)	Peak Limit (dBuV/m)	PK Margin (dB)	Azimuth (Degs)	Height (cm)	Polarity
1	5.725	38.75	Pk	35.6	-17.1	57.25	68.2	-10.95	315	140	V
2	5.726	42.35	Pk	35.6	-17.1	60.85	68.2	-7.35	315	140	V

Pk - Peak detector

UL VERIFICATION SERVICES INC.
47173 BENICIA STREET, FREMONT, CA 94538, USA TEL: (510) 771-1000 FAX: (510) 661-0888
This report shall not be reproduced except in full, without the written approval of UL Verification Services Inc.

HARMONICS AND SPURIOUS EMISSIONS

LOW CHANNEL RESULTS

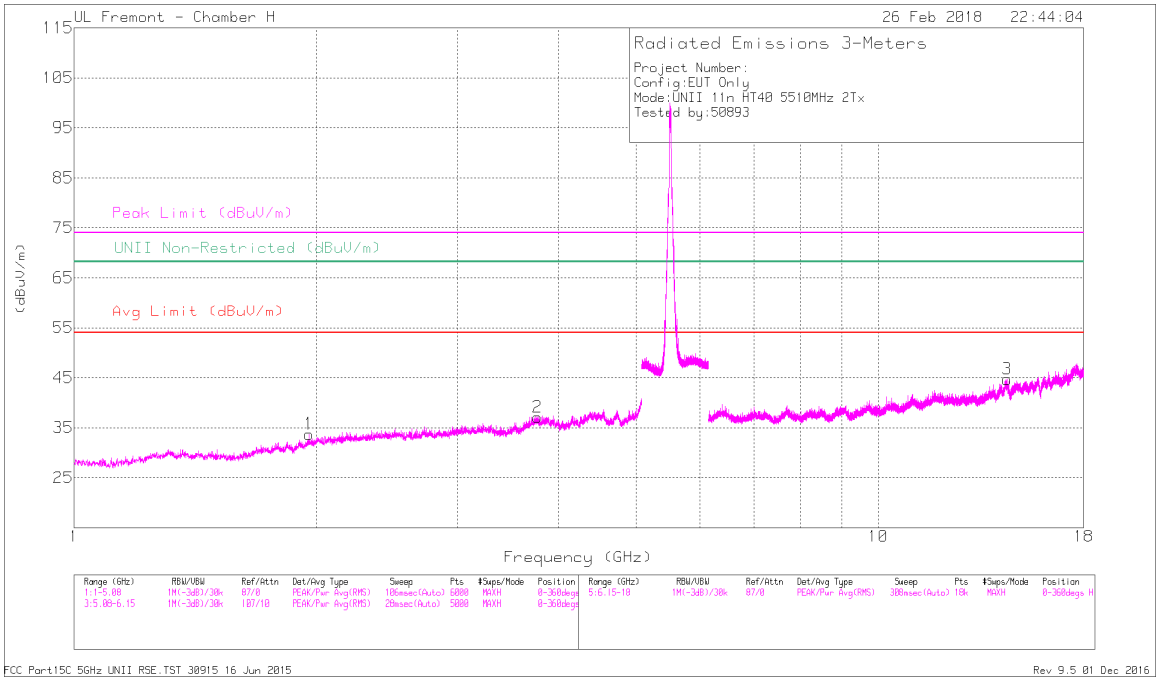

HORIZONTAL

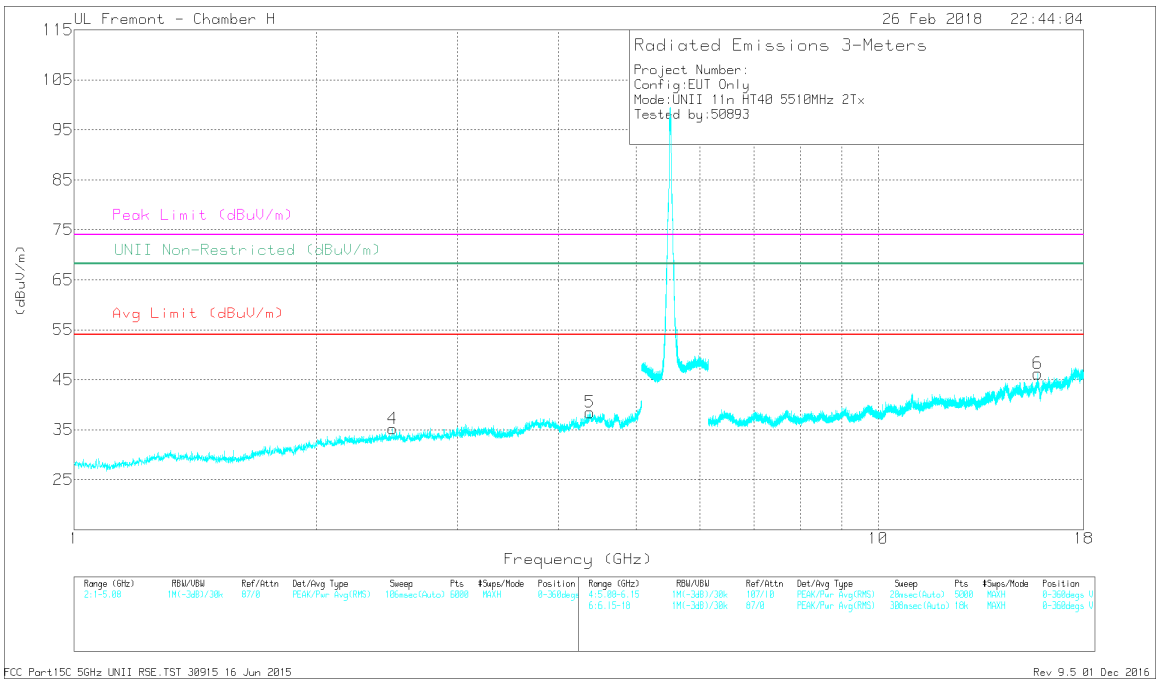

VERTICAL

UL VERIFICATION SERVICES INC.
47173 BENICIA STREET, FREMONT, CA 94538, USA TEL: (510) 771-1000 FAX: (510) 661-0888
This report shall not be reproduced except in full, without the written approval of UL Verification Services Inc.

RADIATED EMISSIONS

Marker	Frequency (GHz)	Meter Reading (dBuV)	Det	AF T344 (dB/m)	Amp/Cbl/Fltr/Pad (dB)	DC Corr (dB)	Corrected Reading (dBuV/m)	Avg Limit (dBuV/m)	Margin (dB)	Peak Limit (dBuV/m)	PK Margin (dB)	UNII Non-Restricted (dBuV/m)	PK Margin (dB)	Azimuth (Degs)	Height (cm)	Polarity
2	* 3.768	45.52	PK-U	33.1	-35.1	0	43.52	-	-	74	-30.48	-	-	293	160	H
	* 3.766	33.96	ADR	33.1	-35.1	.09	32.05	54	-21.95	-	-	-	-	293	160	H
4	* 2.49	47.69	PK-U	32.4	-37.7	0	42.39	-	-	74	-31.61	-	-	111	129	V
	* 2.49	34.8	ADR	32.4	-37.7	.09	29.59	54	-24.41	-	-	-	-	111	129	V
5	* 4.378	44.95	PK-U	34	-34.3	0	44.65	-	-	74	-29.35	-	-	186	133	V
	* 4.378	33.36	ADR	34	-34.3	.09	33.15	54	-20.85	-	-	-	-	186	133	V
6	* 15.79	34.81	PK-U	42.2	-24.4	0	52.61	-	-	74	-21.39	-	-	48	329	V
	* 15.79	23.53	ADR	42.2	-24.4	.09	41.42	54	-12.58	-	-	-	-	48	329	V
1	1.962	46.69	PK-U	31	-37.5	0	40.19	-	-	-	-	68.2	-28.01	336	231	H
3	14.457	35.05	PK-U	40.3	-23.7	0	51.65	-	-	-	-	68.2	-16.55	202	329	H

* - indicates frequency in CFR47 Pt 15 / IC RSS-Restricted Band
PK-U - U-NII: Maximum Peak
ADR - U-NII AD primary method, RMS average

UL VERIFICATION SERVICES INC.
47173 BENICIA STREET, FREMONT, CA 94538, USA TEL: (510) 771-1000 FAX: (510) 661-0888
This report shall not be reproduced except in full, without the written approval of UL Verification Services Inc.

MID CHANNEL RESULTS

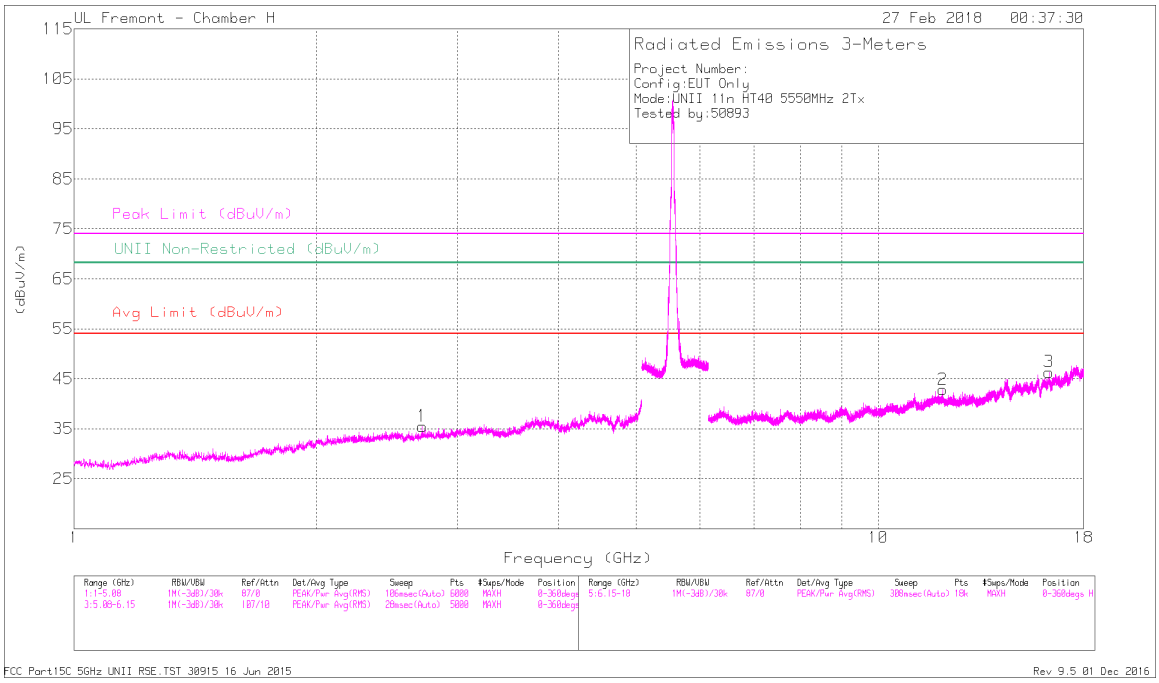

HORIZONTAL

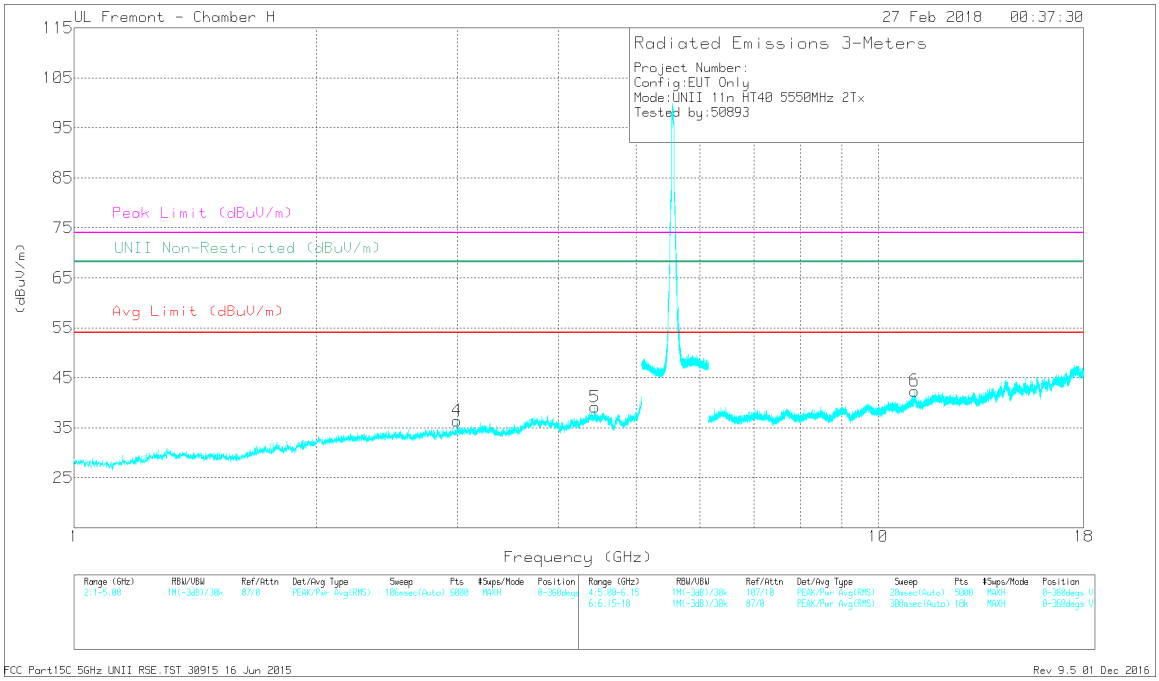

VERTICAL

UL VERIFICATION SERVICES INC.
47173 BENICIA STREET, FREMONT, CA 94538, USA TEL: (510) 771-1000 FAX: (510) 661-0888

This report shall not be reproduced except in full, without the written approval of UL Verification Services Inc.

RADIATED EMISSIONS

Marker	Frequency (GHz)	Meter Reading (dBuV)	Det	AF T344 (dB/m)	Amp/Cbl /Fltr/Pad (dB)	DC Corr (dB)	Corrected Reading (dBuV/m)	Avg Limit (dBuV/m)	Margin (dB)	Peak Limit (dBuV/m)	PK Margin (dB)	UNII Non-Restricted (dBuV/m)	PK Margin (dB)	Azimuth (Degs)	Height (cm)	Polarity
1	* 2.712	47.41	PK-U	32.2	-37.5	0	42.11	-	-	74	-31.89	-	-	52	262	H
	* 2.709	35.05	ADR	32.2	-37.5	.09	29.84	54	-24.16	-	-	-	-	52	262	H
2	* 12.029	35.5	PK-U	39.3	-26	0	48.8	-	-	74	-25.2	-	-	118	400	H
	* 12.03	23.91	ADR	39.3	-26	.09	37.3	54	-16.7	-	-	-	-	118	400	H
6	* 11.091	37.41	PK-U	38.3	-27.2	0	48.51	-	-	74	-25.49	-	-	284	149	V
	* 11.092	25.71	ADR	38.3	-27.2	.09	36.9	54	-17.1	-	-	-	-	284	149	V
4	2.994	46.74	PK-U	32.8	-37.1	0	42.44	-	-	-	-	68.2	-25.76	343	205	V
5	4.441	43.37	PK-U	34.1	-33.6	0	43.87	-	-	-	-	68.2	-24.33	170	125	V
3	16.301	35.41	PK-U	42	-24	0	53.41	-	-	-	-	68.2	-14.79	27	313	H

* - indicates frequency in CFR47 Pt 15 / IC RSS-Restricted Band
PK-U - U-NII: Maximum Peak
ADR - U-NII AD primary method, RMS average

UL VERIFICATION SERVICES INC.
47173 BENICIA STREET, FREMONT, CA 94538, USA TEL: (510) 771-1000 FAX: (510) 661-0888
This report shall not be reproduced except in full, without the written approval of UL Verification Services Inc.

HIGH CHANNEL RESULTS

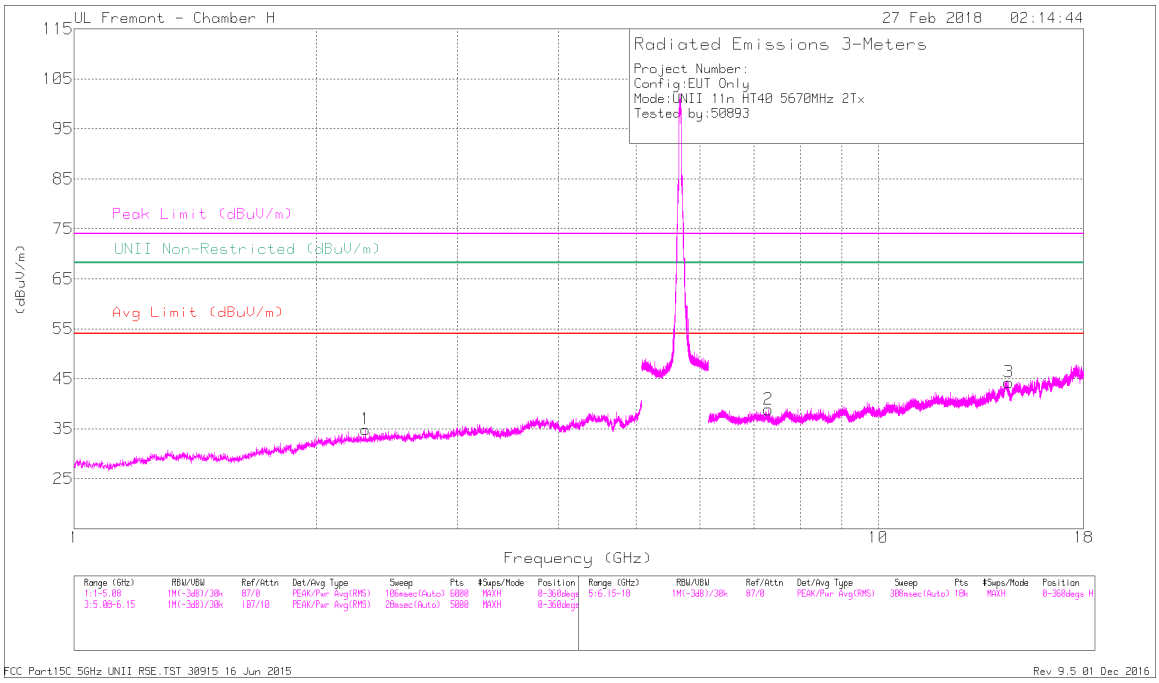

HORIZONTAL

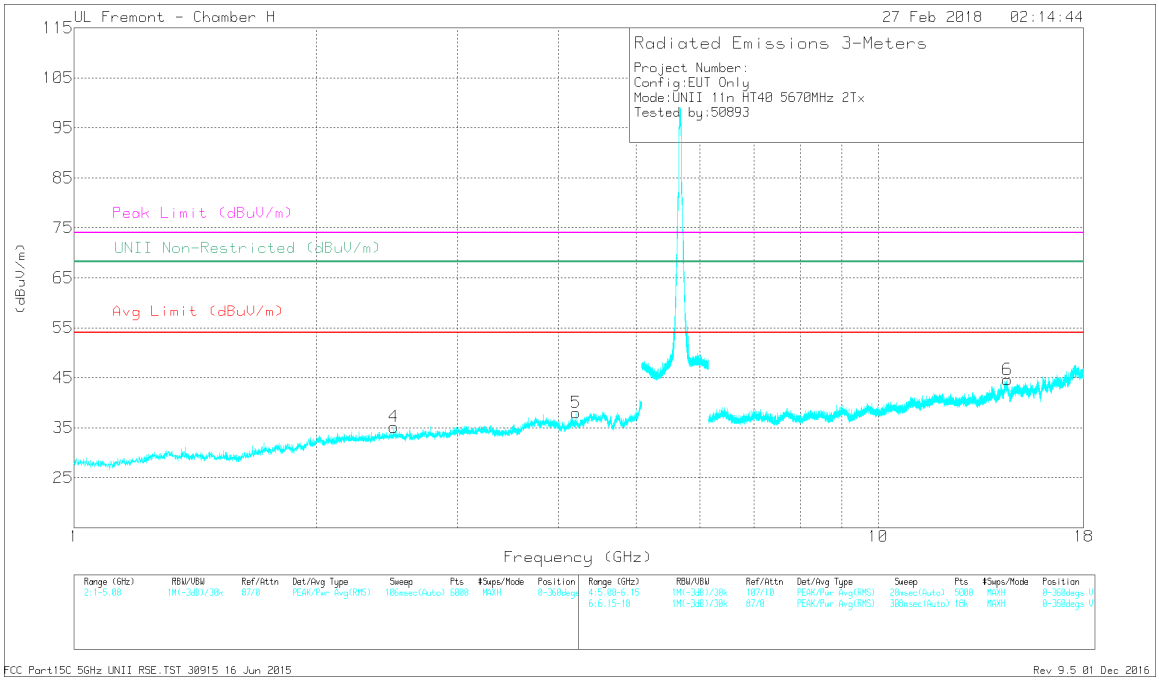

VERTICAL

UL VERIFICATION SERVICES INC.
47173 BENICIA STREET, FREMONT, CA 94538, USA TEL: (510) 771-1000 FAX: (510) 661-0888

This report shall not be reproduced except in full, without the written approval of UL Verification Services Inc.

RADIATED EMISSIONS

Marker	Frequency (GHz)	Meter Reading (dBuV)	Det	AF T344 (dB/m)	Amp/Cbl/Fltr/Pad (dB)	DC Corr (dB)	Corrected Reading (dBuV/m)	Avg Limit (dBuV/m)	Margin (dB)	Peak Limit (dBuV/m)	PK Margin (dB)	UNII Non-Restricted (dBuV/m)	PK Margin (dB)	Azimuth (Degs)	Height (cm)	Polarity
4	* 2.499	47.01	PK-U	32.4	-37.7	0	41.71	-	-	74	-32.29	-	-	220	192	V
	* 2.498	34.86	ADR	32.4	-37.7	.09	29.65	54	-24.35	-	-	-	-	220	192	V
5	* 4.21	46.08	PK-U	33.5	-34.1	0	45.48	-	-	74	-28.52	-	-	261	180	V
	* 4.208	32.43	ADR	33.5	-34.1	.09	31.92	54	-22.08	-	-	-	-	261	180	V
2	* 7.303	39.23	PK-U	35.7	-30.6	0	44.33	-	-	74	-29.67	-	-	83	380	H
	* 7.302	27.84	ADR	35.7	-30.6	.09	33.03	54	-20.97	-	-	-	-	83	380	H
6	* 14.472	35.28	PK-U	40.2	-23.8	0	51.68	-	-	74	-22.32	-	-	127	346	V
	* 14.474	23.5	ADR	40.2	-23.9	.09	39.89	54	-14.11	-	-	-	-	127	346	V
1	2.301	47.03	PK-U	31.8	-37.7	0	41.13	-	-	-	-	68.2	-27.07	291	114	H
3	14.523	35.45	PK-U	39.9	-24.2	0	51.15	-	-	-	-	68.2	-17.05	25	378	H

* - indicates frequency in CFR47 Pt 15 / IC RSS-Restricted Band
PK-U - U-NII: Maximum Peak
ADR - U-NII AD primary method, RMS average

UL VERIFICATION SERVICES INC.
47173 BENICIA STREET, FREMONT, CA 94538, USA TEL: (510) 771-1000 FAX: (510) 661-0888
This report shall not be reproduced except in full, without the written approval of UL Verification Services Inc.

CHANNEL 142 RESULTS

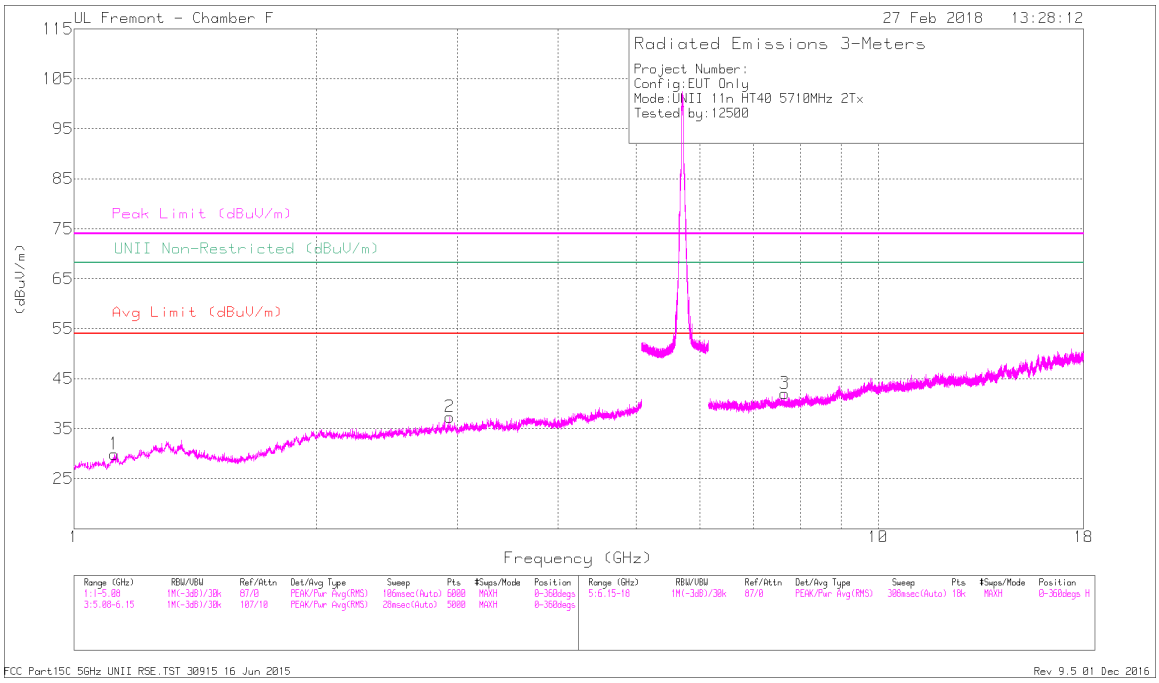

HORIZONTAL

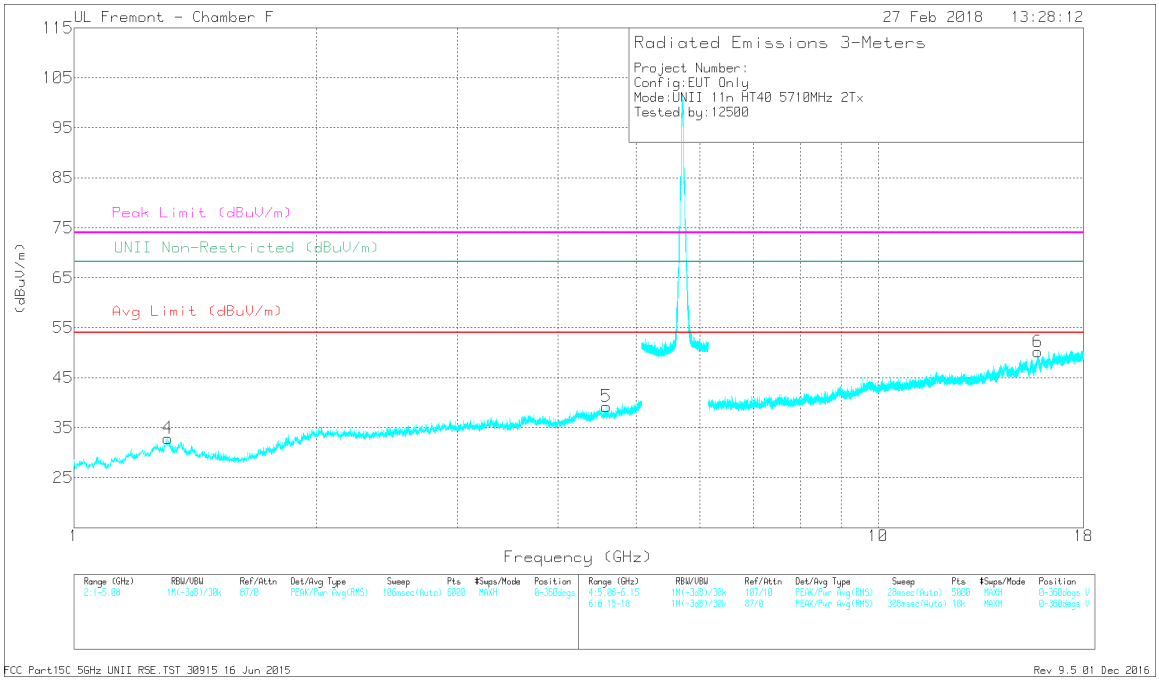

VERTICAL

UL VERIFICATION SERVICES INC.
47173 BENICIA STREET, FREMONT, CA 94538, USA TEL: (510) 771-1000 FAX: (510) 661-0888
This report shall not be reproduced except in full, without the written approval of UL Verification Services Inc.

RADIATED EMISSIONS

Marker	Frequency (GHz)	Meter Reading (dBuV)	Det	AF T119 (dB/m)	Amp/Cbl/Fltr/Pad (dB)	DC Corr (dB)	Corrected Reading (dBuV/m)	Avg Limit (dBuV/m)	Margin (dB)	Peak Limit (dBuV/m)	PK Margin (dB)	UNII Non-Restricted (dBuV/m)	PK Margin (dB)	Azimuth (Degs)	Height (cm)	Polarity
1	* 1.124	41.39	PK-U	27.3	-31.9	0	36.79	-	-	74	-37.21	-	-	88	387	H
	* 1.123	29.47	ADR	27.3	-31.9	.09	24.96	54	-29.04	-	-	-	-	88	387	H
2	2.931	39.74	PK-U	32.8	-29.2	0	43.34	-	-	-	-	68.2	-24.86	87	134	H
4	* 1.309	41.01	PK-U	30	-31.2	0	39.81	-	-	74	-34.19	-	-	164	264	V
	* 1.308	29.19	ADR	30	-31.2	.09	28.08	54	-25.92	-	-	-	-	164	264	V
5	* 4.59	39.55	PK-U	34.1	-27.6	0	46.05	-	-	74	-27.95	-	-	166	256	V
	* 4.59	27.48	ADR	34.1	-27.6	.09	34.07	54	-19.93	-	-	-	-	166	256	V
6	* 15.794	32.45	PK-U	42.2	-22	0	52.65	-	-	74	-21.35	-	-	95	186	V
	* 15.794	21.66	ADR	42.2	-22	.09	41.95	54	-12.05	-	-	-	-	95	186	V
3	* 7.654	36.47	PK-U	36.1	-24.8	0	47.77	-	-	74	-26.23	-	-	145	294	H
	* 7.652	24.97	ADR	36.1	-24.7	.09	36.46	54	-17.54	-	-	-	-	145	294	H

* - indicates frequency in CFR47 Pt 15 / IC RSS-Restricted Band
PK-U - U-NII: Maximum Peak
ADR - U-NII AD primary method, RMS average

UL VERIFICATION SERVICES INC.
47173 BENICIA STREET, FREMONT, CA 94538, USA TEL: (510) 771-1000 FAX: (510) 661-0888
This report shall not be reproduced except in full, without the written approval of UL Verification Services Inc.

9.1.9. TX ABOVE 1 GHz 802.11ac VHT80 MODE IN THE 5.6 GHz BAND

1TX Antenna 6 MODE

BANDEDGE (LOW CHANNEL)

HORIZONTAL RESULT

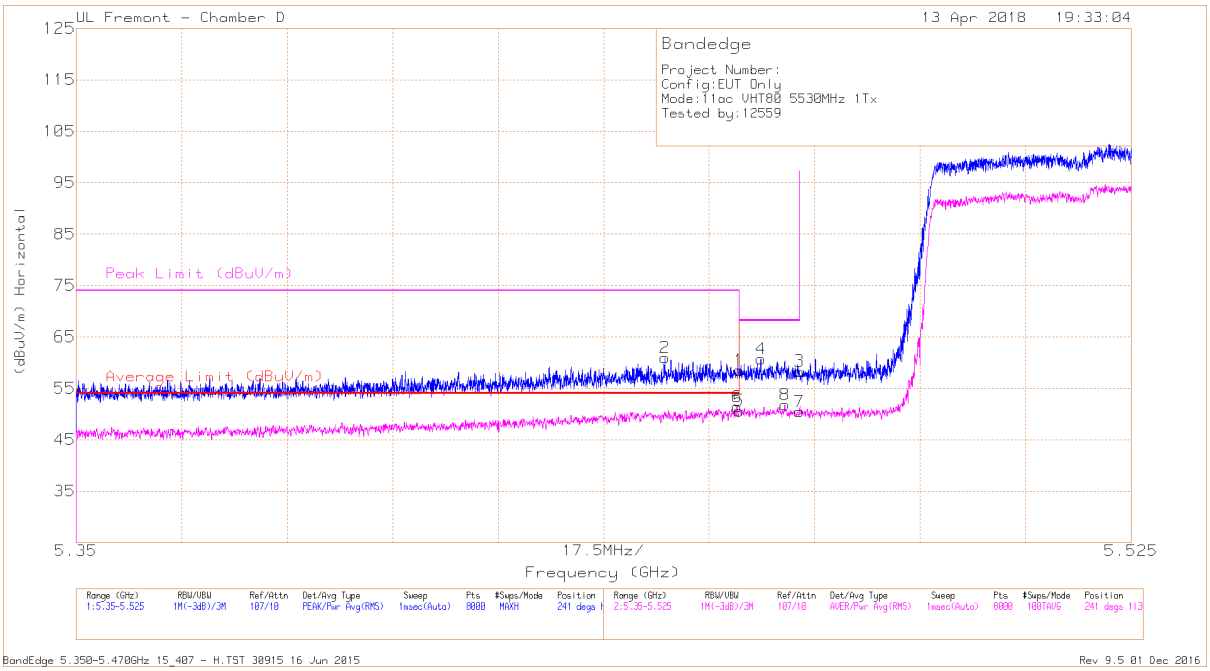

Marker	Frequency (GHz)	Meter Reading (dBuV)	Det	AF T136 (dB/m)	Amp/Cbl/Fltr/Pad (dB)	DC Corr (dB)	Corrected Reading (dBuV/m)	Average Limit (dBuV/m)	Margin (dB)	Peak Limit (dBuV/m)	PK Margin (dB)	Azimuth (Degs)	Height (cm)	Polarity
1	* 5.46	41.1	Pk	34.9	-17.5	0	58.5	-	-	74	-15.5	241	113	H
2	* 5.448	43.75	Pk	34.9	-17.7	0	60.95	-	-	74	-13.05	241	113	H
5	* 5.46	33.03	RMS	34.9	-17.5	.19	50.62	54	-3.38	-	-	241	113	H
6	* 5.46	33.84	RMS	34.9	-17.5	.19	51.43	54	-2.57	-	-	241	113	H
4	5.464	43.28	Pk	34.9	-17.5	0	60.68	-	-	68.2	-7.52	241	113	H
8	5.468	34.17	RMS	34.9	-17.5	.19	51.76	-	-	-	-	241	113	H
3	5.47	40.91	Pk	34.9	-17.5	0	58.31	-	-	68.2	-9.89	241	113	H
7	5.47	32.83	RMS	34.9	-17.5	.19	50.42	-	-	-	-	241	113	H

* - indicates frequency in CFR47 Pt 15 / IC RSS-Restricted Band
Pk - Peak detector
RMS - RMS detection

UL VERIFICATION SERVICES INC.
47173 BENICIA STREET, FREMONT, CA 94538, USA TEL: (510) 771-1000 FAX: (510) 661-0888
This report shall not be reproduced except in full, without the written approval of UL Verification Services Inc.

VERTICAL RESULT

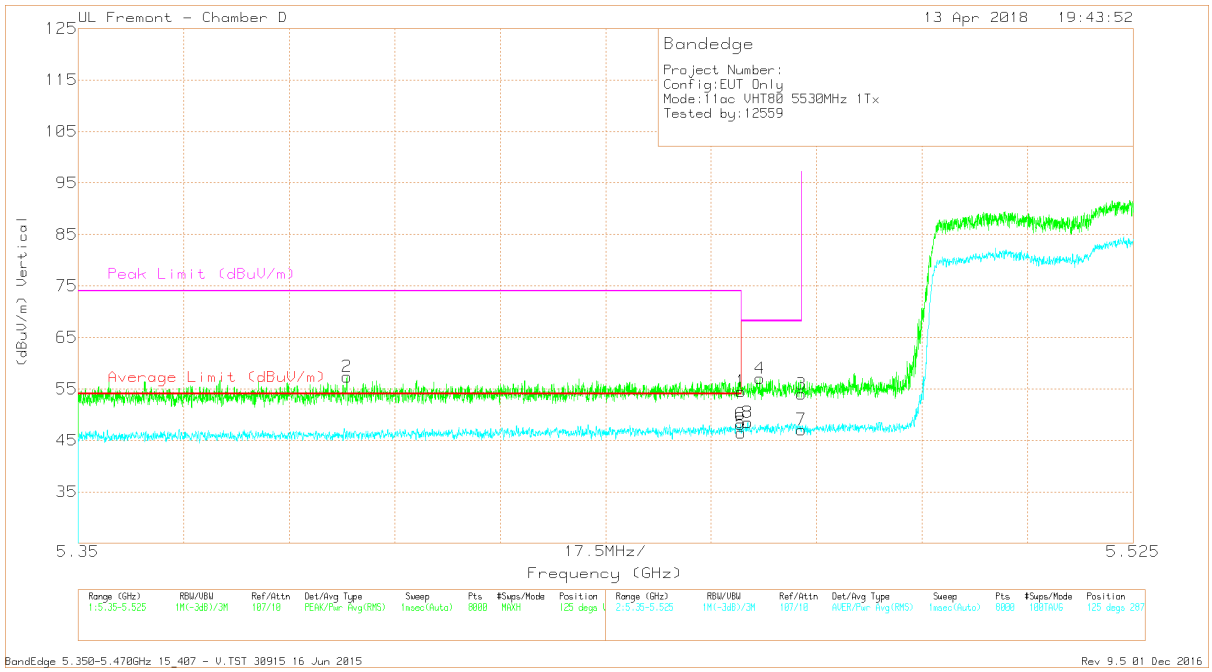

Marker	Frequency (GHz)	Meter Reading (dBuV)	Det	AF T136 (dB/m)	Amp/Cbl/Fltr/Pad (dB)	DC Corr (dB)	Corrected Reading (dBuV/m)	Average Limit (dBuV/m)	Margin (dB)	Peak Limit (dBuV/m)	PK Margin (dB)	Azimuth (Degs)	Height (cm)	Polarity
1	* 5.46	37.11	Pk	34.9	-17.5	0	54.51	-	-	74	-19.49	125	287	V
2	* 5.395	40.37	Pk	34.9	-17.9	0	57.37	-	-	74	-16.63	125	287	V
5	* 5.46	28.91	RMS	34.9	-17.5	.19	46.5	54	-7.5	-	-	125	287	V
6	* 5.46	30.57	RMS	34.9	-17.5	.19	48.16	54	-5.84	-	-	125	287	V
8	5.461	30.89	RMS	34.9	-17.5	.19	48.48	-	-	-	-	125	287	V
4	5.463	39.64	Pk	34.9	-17.5	0	57.04	-	-	68.2	-11.16	125	287	V
3	5.47	36.58	Pk	34.9	-17.5	0	53.98	-	-	68.2	-14.22	125	287	V
7	5.47	29.47	RMS	34.9	-17.5	.19	47.06	-	-	-	-	125	287	V

* - indicates frequency in CFR47 Pt 15 / IC RSS-Restricted Band
Pk - Peak detector
RMS - RMS detection

UL VERIFICATION SERVICES INC.
47173 BENICIA STREET, FREMONT, CA 94538, USA TEL: (510) 771-1000 FAX: (510) 661-0888
This report shall not be reproduced except in full, without the written approval of UL Verification Services Inc.

1TX Antenna 5 MODE

BANDEDGE (LOW CHANNEL)

HORIZONTAL RESULT

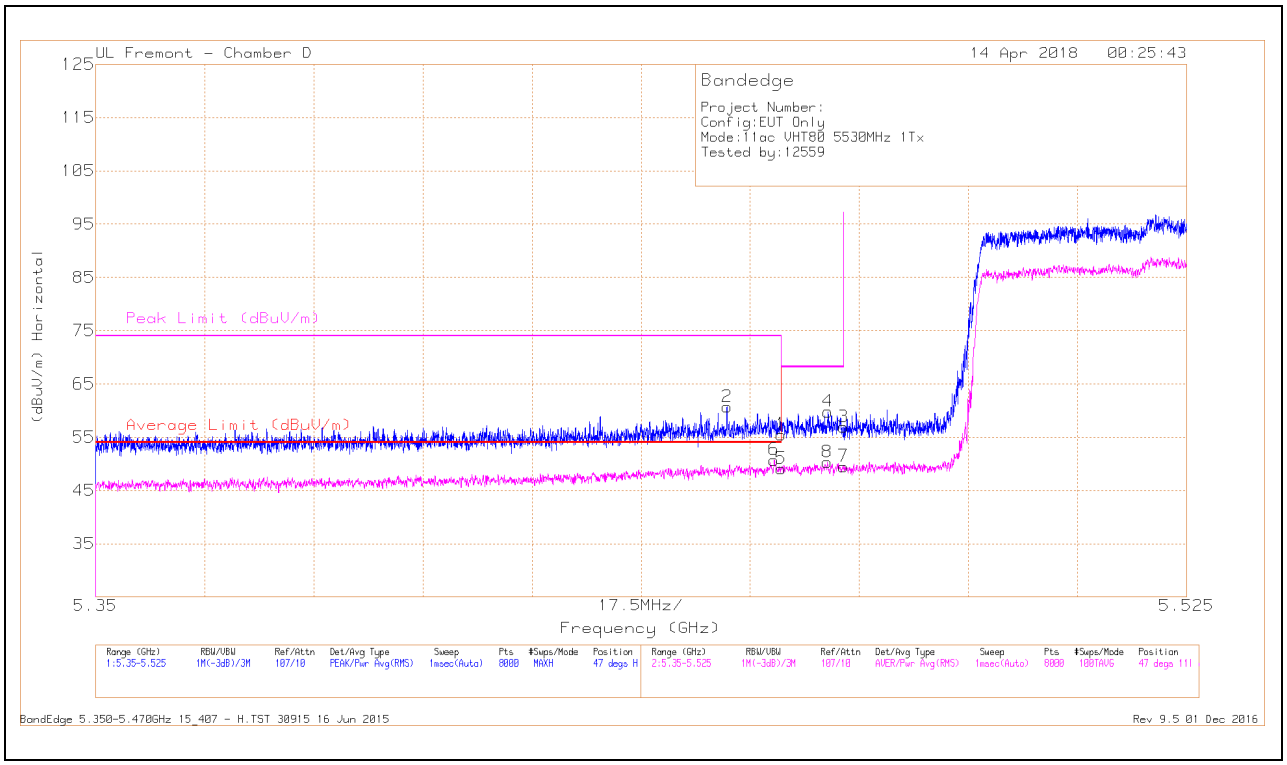

Marker	Frequency (GHz)	Meter Reading (dBuV)	Det	AF T136 (dB/m)	Amp/Cbl/Fltr/Pad (dB)	DC Corr (dB)	Corrected Reading (dBuV/m)	Average Limit (dBuV/m)	Margin (dB)	Peak Limit (dBuV/m)	PK Margin (dB)	Azimuth (Degs)	Height (cm)	Polarity
2	* 5.451	43.41	Pk	34.9	-17.6	0	60.71	-	-	74	-13.29	47	111	H
6	* 5.459	33.26	RMS	34.9	-17.6	.19	50.75	54	-3.25	-	-	47	111	H
1	* 5.46	38.11	Pk	34.9	-17.5	0	55.51	-	-	74	-18.49	47	111	H
5	* 5.46	31.5	RMS	34.9	-17.5	.19	49.09	54	-4.91	-	-	47	111	H
4	5.467	42.4	Pk	34.9	-17.5	0	59.8	-	-	68.2	-8.4	47	111	H
8	5.467	32.73	RMS	34.9	-17.5	.19	50.32	-	-	-	-	47	111	H
3	5.47	39.53	Pk	34.9	-17.5	0	56.93	-	-	68.2	-11.27	47	111	H
7	5.47	31.93	RMS	34.9	-17.5	.19	49.52	-	-	-	-	47	111	H

* - indicates frequency in CFR47 Pt 15 / IC RSS-Restricted Band
Pk - Peak detector
RMS - RMS detection

UL VERIFICATION SERVICES INC.
47173 BENICIA STREET, FREMONT, CA 94538, USA TEL: (510) 771-1000 FAX: (510) 661-0888
This report shall not be reproduced except in full, without the written approval of UL Verification Services Inc.

VERTICAL RESULT

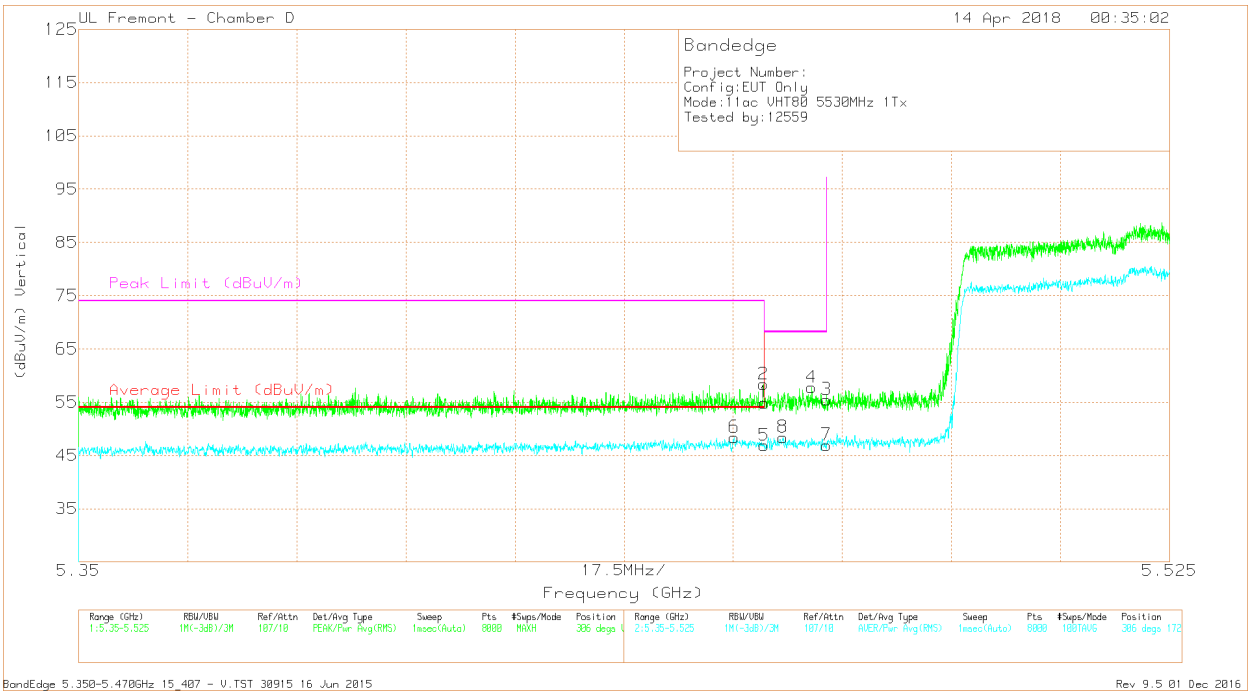

Marker	Frequency (GHz)	Meter Reading (dBuV)	Det	AF T136 (dB/m)	Amp/Cbl/Fltr/Pad (dB)	DC Corr (dB)	Corrected Reading (dBuV/m)	Average Limit (dBuV/m)	Margin (dB)	Peak Limit (dBuV/m)	PK Margin (dB)	Azimuth (Degs)	Height (cm)	Polarity
6	* 5.455	30.92	RMS	34.9	-17.6	.19	48.41	54	-5.59	-	-	306	172	V
1	* 5.46	37.5	Pk	34.9	-17.5	0	54.9	-	-	74	-19.1	306	172	V
2	* 5.46	40.99	Pk	34.9	-17.5	0	58.39	-	-	74	-15.61	306	172	V
5	* 5.46	29.31	RMS	34.9	-17.5	.19	46.9	54	-7.1	-	-	306	172	V
8	5.463	30.82	RMS	34.9	-17.5	.19	48.41	-	-	-	-	306	172	V
4	5.468	40.36	Pk	34.9	-17.5	0	57.76	-	-	68.2	-10.44	306	172	V
3	5.47	38.08	Pk	34.9	-17.5	0	55.48	-	-	68.2	-12.72	306	172	V
7	5.47	29.33	RMS	34.9	-17.5	.19	46.92	-	-	-	-	306	172	V

* - indicates frequency in CFR47 Pt 15 / IC RSS-Restricted Band
Pk - Peak detector
RMS - RMS detection

UL VERIFICATION SERVICES INC.
47173 BENICIA STREET, FREMONT, CA 94538, USA TEL: (510) 771-1000 FAX: (510) 661-0888
This report shall not be reproduced except in full, without the written approval of UL Verification Services Inc.

2TX Antenna 6 + Antenna 5 CDD MODE

BANDEDGE (LOW CHANNEL)

HORIZONTAL RESULT

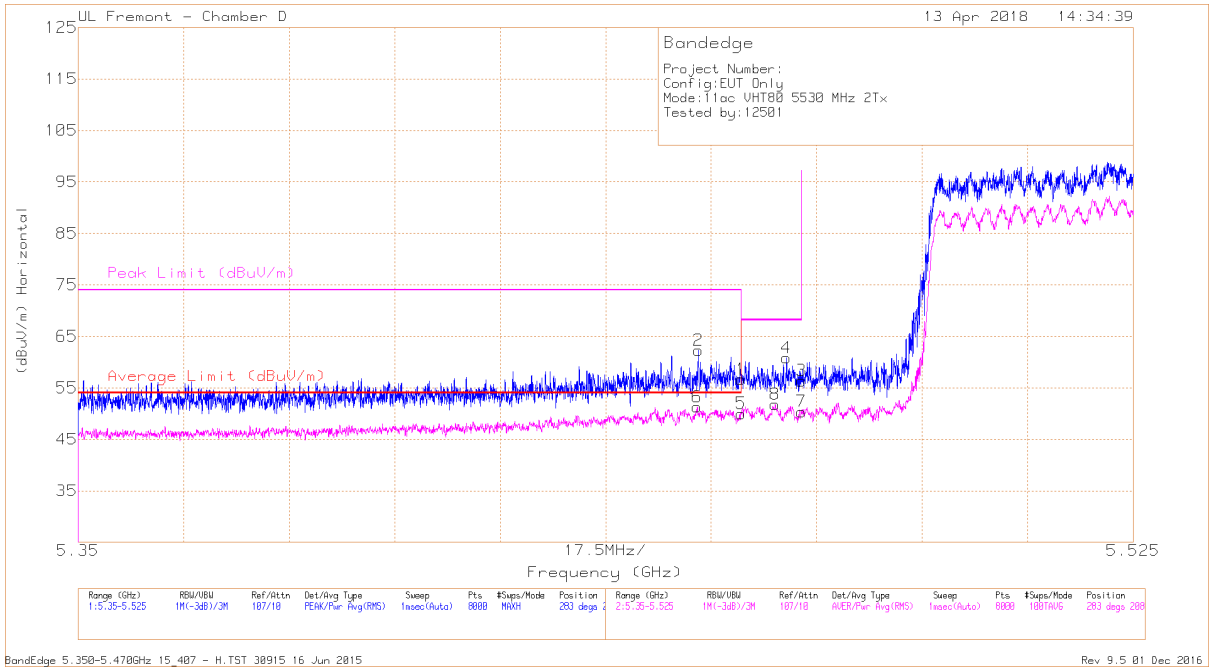

Marker	Frequency (GHz)	Meter Reading (dBuV)	Det	AF T136 (dB/m)	Amp/Cbl/Fltr/Pad (dB)	DC Corr (dB)	Corrected Reading (dBuV/m)	Average Limit (dBuV/m)	Margin (dB)	Peak Limit (dBuV/m)	PK Margin (dB)	Azimuth (Degs)	Height (cm)	Polarity
1	* 5.46	39.26	Pk	34.9	-17.5	0	56.66	-	-	74	-17.34	283	208	H
2	* 5.453	45	Pk	34.9	-17.6	0	62.3	-	-	74	-11.7	283	208	H
5	* 5.46	32.42	RMS	34.9	-17.5	.19	50.01	54	-3.99	-	-	283	208	H
6	* 5.453	33.81	RMS	34.9	-17.6	.19	51.3	54	-2.7	-	-	283	208	H
8	5.466	34.18	RMS	34.9	-17.5	.19	51.77	-	-	-	-	283	208	H
4	5.467	43.4	Pk	34.9	-17.5	0	60.8	-	-	68.2	-7.4	283	208	H
3	5.47	39	Pk	34.9	-17.5	0	56.4	-	-	68.2	-11.8	283	208	H
7	5.47	32.8	RMS	34.9	-17.5	.19	50.39	-	-	-	-	283	208	H

* - indicates frequency in CFR47 Pt 15 / IC RSS-Restricted Band
Pk - Peak detector
RMS - RMS detection

UL VERIFICATION SERVICES INC.
47173 BENICIA STREET, FREMONT, CA 94538, USA TEL: (510) 771-1000 FAX: (510) 661-0888
This report shall not be reproduced except in full, without the written approval of UL Verification Services Inc.

VERTICAL RESULT

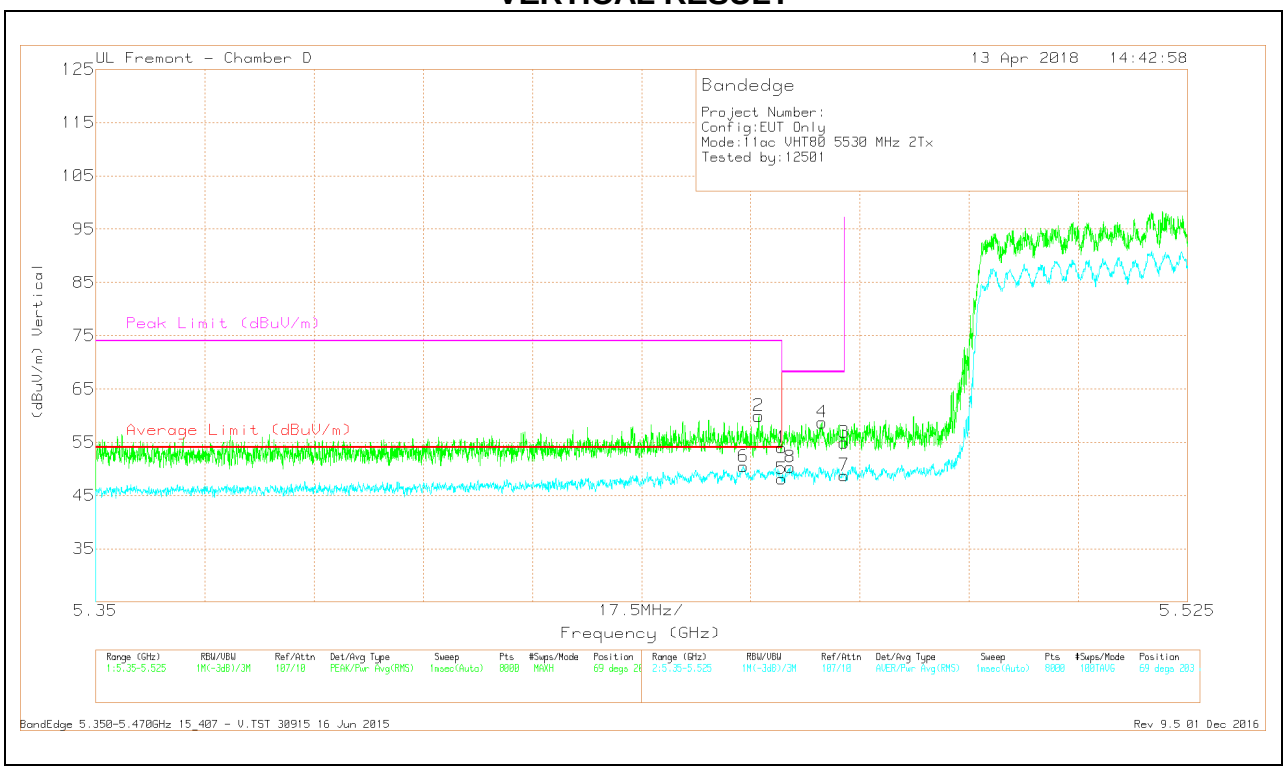

Marker	Frequency (GHz)	Meter Reading (dBuV)	Det	AF T136 (dB/m)	Amp/Cbl/Fltr/Pad (dB)	DC Corr (dB)	Corrected Reading (dBuV/m)	Average Limit (dBuV/m)	Margin (dB)	Peak Limit (dBuV/m)	PK Margin (dB)	Azimuth (Degs)	Height (cm)	Polarity
6	* 5.454	32.96	RMS	34.9	-17.6	.19	50.45	54	-3.55	-	-	69	203	V
2	* 5.456	42.64	Pk	34.9	-17.6	0	59.94	-	-	74	-14.06	69	203	V
1	* 5.46	36.57	Pk	34.9	-17.5	0	53.97	-	-	74	-20.03	69	203	V
5	* 5.46	30.55	RMS	34.9	-17.5	.19	48.14	54	-5.86	-	-	69	203	V
8	5.461	32.74	RMS	34.9	-17.5	.19	50.33	-	-	-	-	69	203	V
4	5.466	41.32	Pk	34.9	-17.5	0	58.72	-	-	68.2	-9.48	69	203	V
3	5.47	37.52	Pk	34.9	-17.5	0	54.92	-	-	68.2	-13.28	69	203	V
7	5.47	31.18	RMS	34.9	-17.5	.19	48.77	-	-	-	-	69	203	V

* - indicates frequency in CFR47 Pt 15 / IC RSS-Restricted Band
Pk - Peak detector
RMS - RMS detection

UL VERIFICATION SERVICES INC.
47173 BENICIA STREET, FREMONT, CA 94538, USA TEL: (510) 771-1000 FAX: (510) 661-0888
This report shall not be reproduced except in full, without the written approval of UL Verification Services Inc.

HARMONICS AND SPURIOUS EMISSIONS

LOW CHANNEL RESULTS

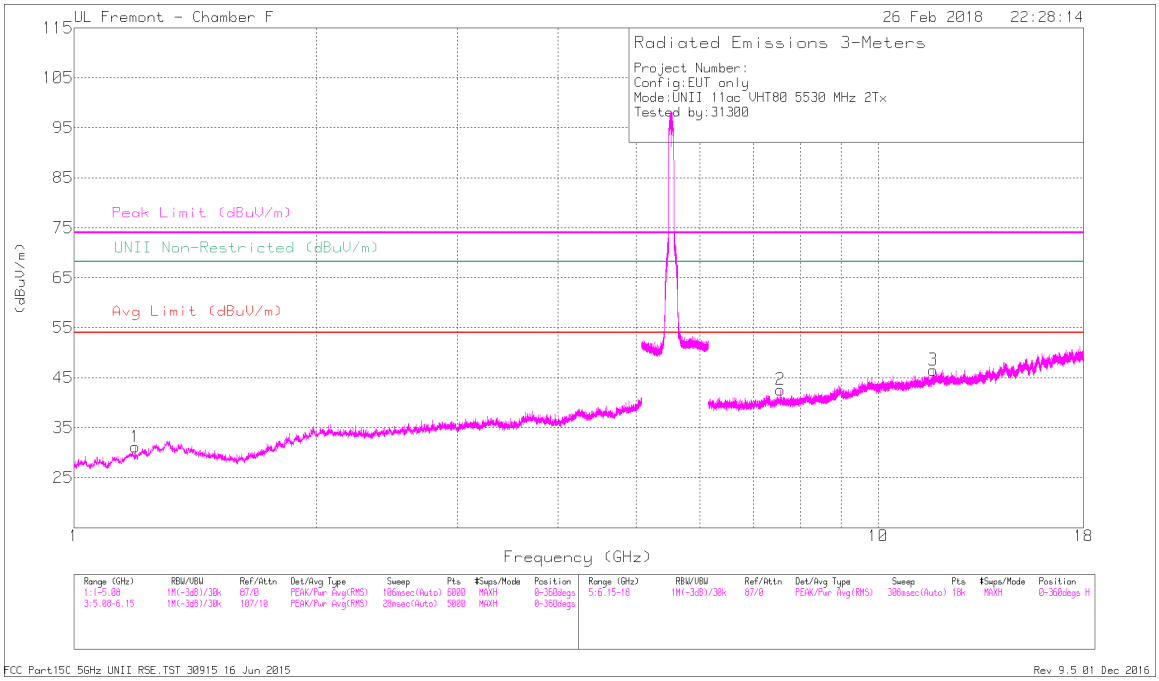

HORIZONTAL

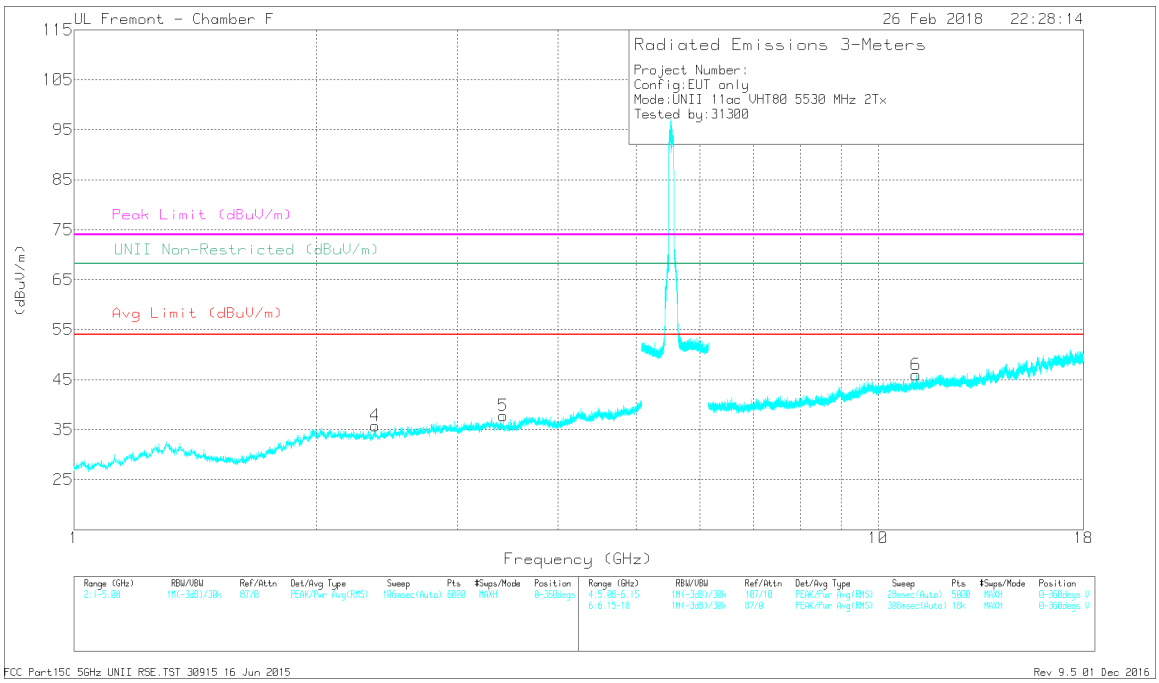

VERTICAL

UL VERIFICATION SERVICES INC.
47173 BENICIA STREET, FREMONT, CA 94538, USA TEL: (510) 771-1000 FAX: (510) 661-0888
This report shall not be reproduced except in full, without the written approval of UL Verification Services Inc.

RADIATED EMISSIONS

Marker	Frequency (GHz)	Meter Reading (dBuV)	Det	AF T119 (dB/m)	Amp/Cbl/Fltr/Pad (dB)	DC Corr (dB)	Corrected Reading (dBuV/m)	Avg Limit (dBuV/m)	Margin (dB)	Peak Limit (dBuV/m)	PK Margin (dB)	UNII Non-Restricted (dBuV/m)	PK Margin (dB)	Azimuth (Degs)	Height (cm)	Polarity
1	* 1.192	40.74	PK-U	28.7	-32	0	37.44	-	-	74	-36.56	-	-	274	221	H
	* 1.19	28.45	ADR	28.6	-32	.19	25.24	54	-28.76	-	-	-	-	274	221	H
4	* 2.368	40.36	PK-U	31.8	-30	0	42.16	-	-	74	-31.84	-	-	185	191	V
	* 2.371	28.23	ADR	31.8	-30	.19	30.22	54	-23.78	-	-	-	-	185	191	V
5	3.419	39.79	PK-U	32.9	-29	0	43.69	-	-	-	-	68.2	-24.51	193	113	V
2	* 7.555	36	PK-U	36.1	-24.4	0	47.7	-	-	74	-26.3	-	-	139	382	H
	* 7.554	24.69	ADR	36.1	-24.4	.19	36.58	54	-17.42	-	-	-	-	139	382	H
3	* 11.712	35.93	PK-U	38.8	-21.9	0	52.83	-	-	74	-21.17	-	-	279	288	H
	* 11.71	23.54	ADR	38.8	-21.9	.19	40.63	54	-13.37	-	-	-	-	279	288	H
6	* 11.145	34.85	PK-U	38.1	-21.7	0	51.25	-	-	74	-22.75	-	-	205	368	V
	* 11.144	23.3	ADR	38.1	-21.7	.19	39.89	54	-14.11	-	-	-	-	205	368	V

* - indicates frequency in CFR47 Pt 15 / IC RSS-Restricted Band
PK-U - U-NII: Maximum Peak
ADR - U-NII AD primary method, RMS average

UL VERIFICATION SERVICES INC.
47173 BENICIA STREET, FREMONT, CA 94538, USA TEL: (510) 771-1000 FAX: (510) 661-0888
This report shall not be reproduced except in full, without the written approval of UL Verification Services Inc.

HIGH CHANNEL RESULTS

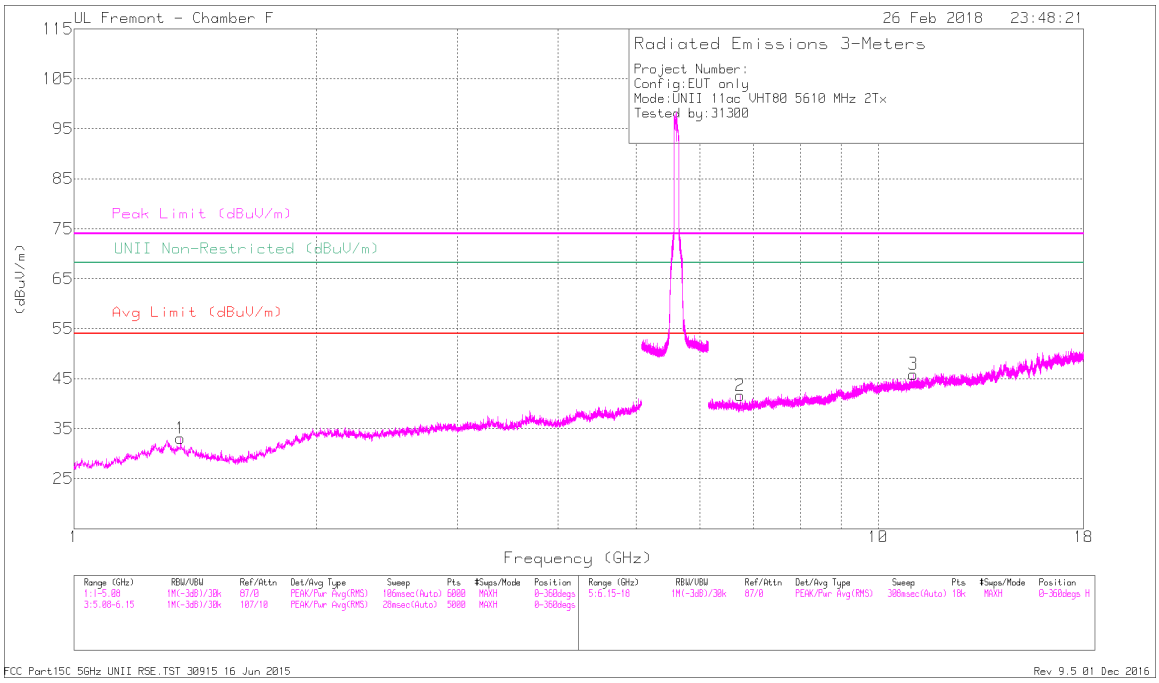

HORIZONTAL

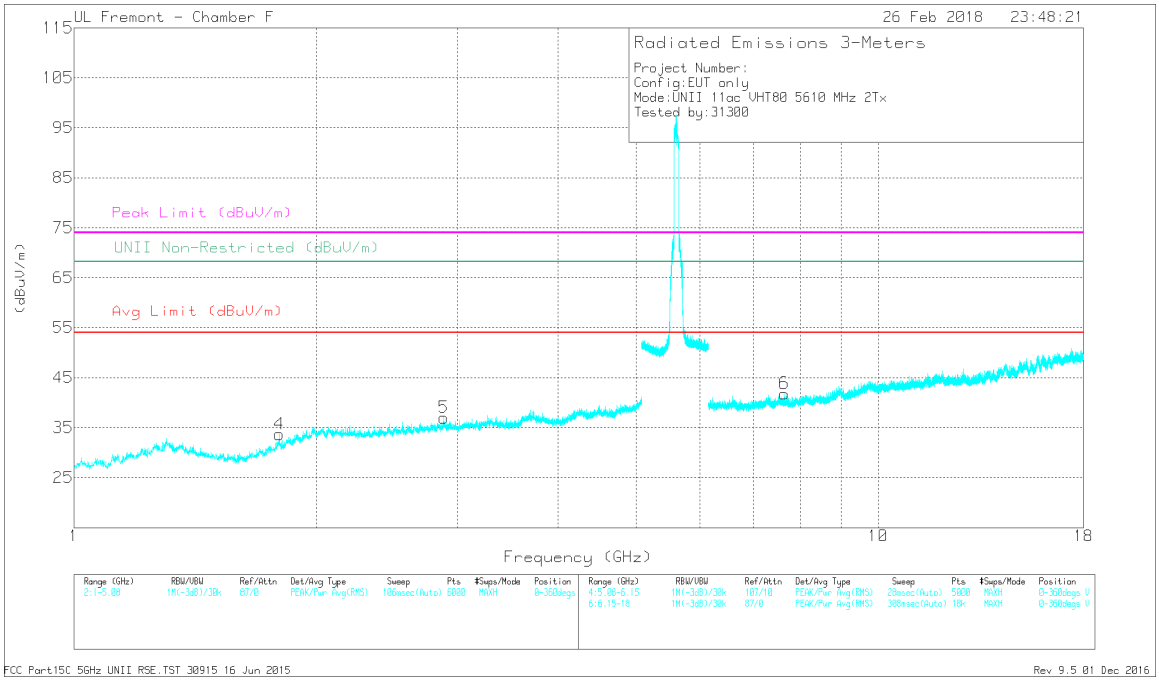

VERTICAL

UL VERIFICATION SERVICES INC.
47173 BENICIA STREET, FREMONT, CA 94538, USA TEL: (510) 771-1000 FAX: (510) 661-0888
This report shall not be reproduced except in full, without the written approval of UL Verification Services Inc.

RADIATED EMISSIONS

Marker	Frequency (GHz)	Meter Reading (dBuV)	Det	AF T119 (dB/m)	Amp/Cbl/Fltr/Pad (dB)	DC Corr (dB)	Corrected Reading (dBuV/m)	Avg Limit (dBuV/m)	Margin (dB)	Peak Limit (dBuV/m)	PK Margin (dB)	UNII Non-Restricted (dBuV/m)	PK Margin (dB)	Azimuth (Degs)	Height (cm)	Polarity
1	* 1.356	40.86	PK-U	29.5	-31.1	0	39.26	-	-	74	-34.74	-	-	325	203	H
	* 1.356	28.85	ADR	29.5	-31.1	.19	27.44	54	-26.56	-	-	-	-	325	203	H
5	* 2.883	39.88	PK-U	32.8	-29	0	43.68	-	-	74	-30.32	-	-	56	337	V
	* 2.883	27.69	ADR	32.8	-29	.19	31.68	54	-22.32	-	-	-	-	56	337	V
4	1.801	40.95	PK-U	29.8	-30.7	0	40.05	-	-	-	-	68.2	-28.15	299	380	V
2	6.736	37.19	PK-U	35.7	-26.1	0	46.79	-	-	-	-	68.2	-21.41	37	376	H
3	* 11.061	36.18	PK-U	38.1	-21.6	0	52.68	-	-	74	-21.32	-	-	5	222	H
	* 11.059	23.4	ADR	38.1	-21.7	.19	39.99	54	-14.01	-	-	-	-	5	222	H
6	* 7.644	36.77	PK-U	36.1	-24.8	0	48.07	-	-	74	-25.93	-	-	187	324	V
	* 7.643	24.87	ADR	36.1	-24.7	.19	36.46	54	-17.54	-	-	-	-	187	324	V

* - indicates frequency in CFR47 Pt 15 / IC RSS-Restricted Band
PK-U - U-NII: Maximum Peak
ADR - U-NII AD primary method, RMS average

UL VERIFICATION SERVICES INC.
47173 BENICIA STREET, FREMONT, CA 94538, USA TEL: (510) 771-1000 FAX: (510) 661-0888
This report shall not be reproduced except in full, without the written approval of UL Verification Services Inc.

CHANNEL 138 RESULTS

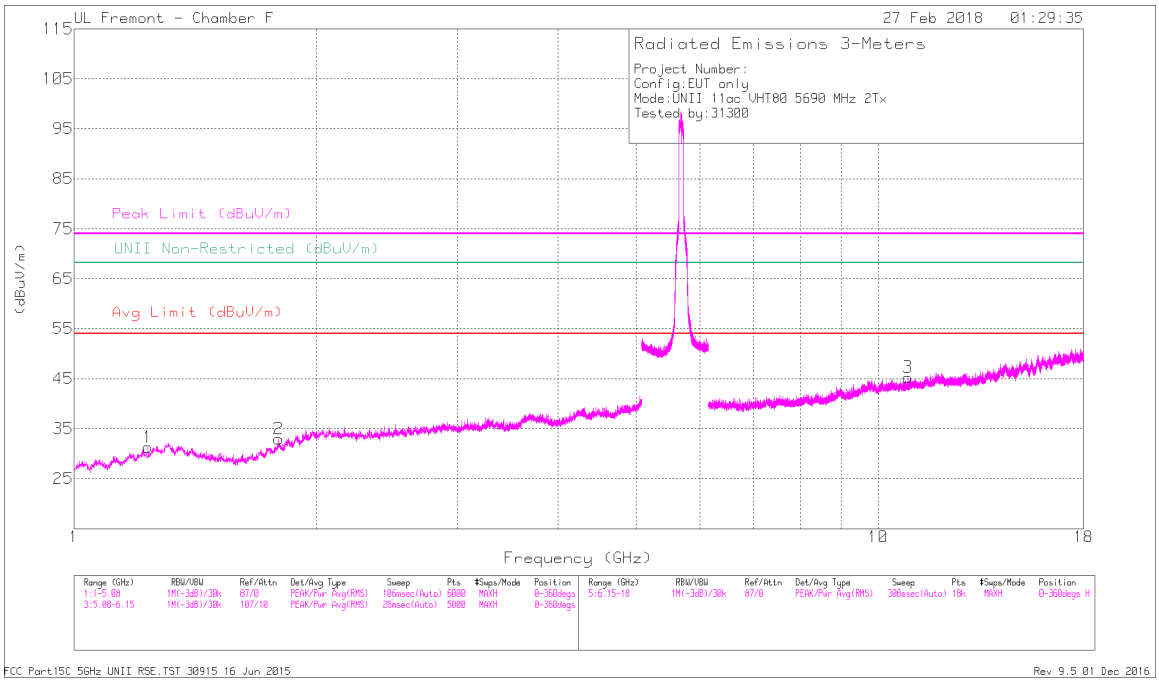

HORIZONTAL

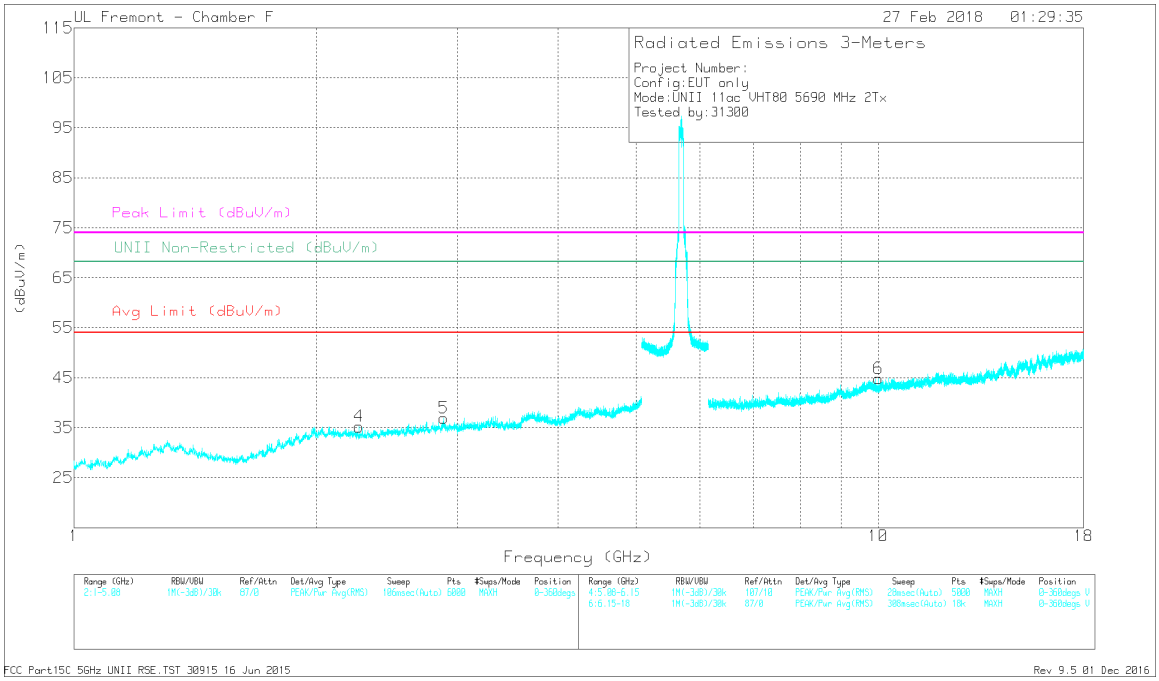

VERTICAL

UL VERIFICATION SERVICES INC.
47173 BENICIA STREET, FREMONT, CA 94538, USA TEL: (510) 771-1000 FAX: (510) 661-0888

This report shall not be reproduced except in full, without the written approval of UL Verification Services Inc.

RADIATED EMISSIONS

Marker	Frequency (GHz)	Meter Reading (dBuV)	Det	AF T119 (dB/m)	Amp/Cbl/Fltr/Pad (dB)	DC Corr (dB)	Corrected Reading (dBuV/m)	Avg Limit (dBuV/m)	Margin (dB)	Peak Limit (dBuV/m)	PK Margin (dB)	UNII Non-Restricted (dBuV/m)	PK Margin (dB)	Azimuth (Degs)	Height (cm)	Polarity
1	* 1.236	40.79	PK-U	29.3	-31.9	0	38.19	-	-	74	-35.81	-	-	304	352	H
	* 1.238	28.33	ADR	29.3	-31.9	.19	25.92	54	-28.08	-	-	-	-	304	352	H
2	1.797	41.13	PK-U	29.7	-30.6	0	40.23	-	-	-	-	68.2	-27.97	239	124	H
4	* 2.261	40.09	PK-U	31.8	-30.1	0	41.79	-	-	74	-32.21	-	-	211	200	V
	* 2.263	28.06	ADR	31.8	-30.1	.19	29.95	54	-24.05	-	-	-	-	211	200	V
5	* 2.882	39.47	PK-U	32.8	-29.1	0	43.17	-	-	74	-30.83	-	-	112	348	V
	* 2.882	27.74	ADR	32.8	-29.1	.19	31.63	54	-22.37	-	-	-	-	112	348	V
3	* 10.885	34.73	PK-U	37.8	-21.7	0	50.83	-	-	74	-23.17	-	-	345	137	H
	* 10.884	23.2	ADR	37.8	-21.6	.19	39.59	54	-14.41	-	-	-	-	345	137	H
6	10.007	34.87	PK-U	37.2	-21.4	0	50.67	-	-	-	-	68.2	-17.53	15	183	V

* - indicates frequency in CFR47 Pt 15 / IC RSS-Restricted Band
PK-U - U-NII: Maximum Peak
ADR - U-NII AD primary method, RMS average

UL VERIFICATION SERVICES INC.
47173 BENICIA STREET, FREMONT, CA 94538, USA TEL: (510) 771-1000 FAX: (510) 661-0888
This report shall not be reproduced except in full, without the written approval of UL Verification Services Inc.

9.1.10. TX ABOVE 1 GHz 802.11n HT20 MODE IN THE 5.8 GHz BAND

1TX Antenna 6 MODE

BANDEDGE (LOW CHANNEL)

HORIZONTAL RESULT

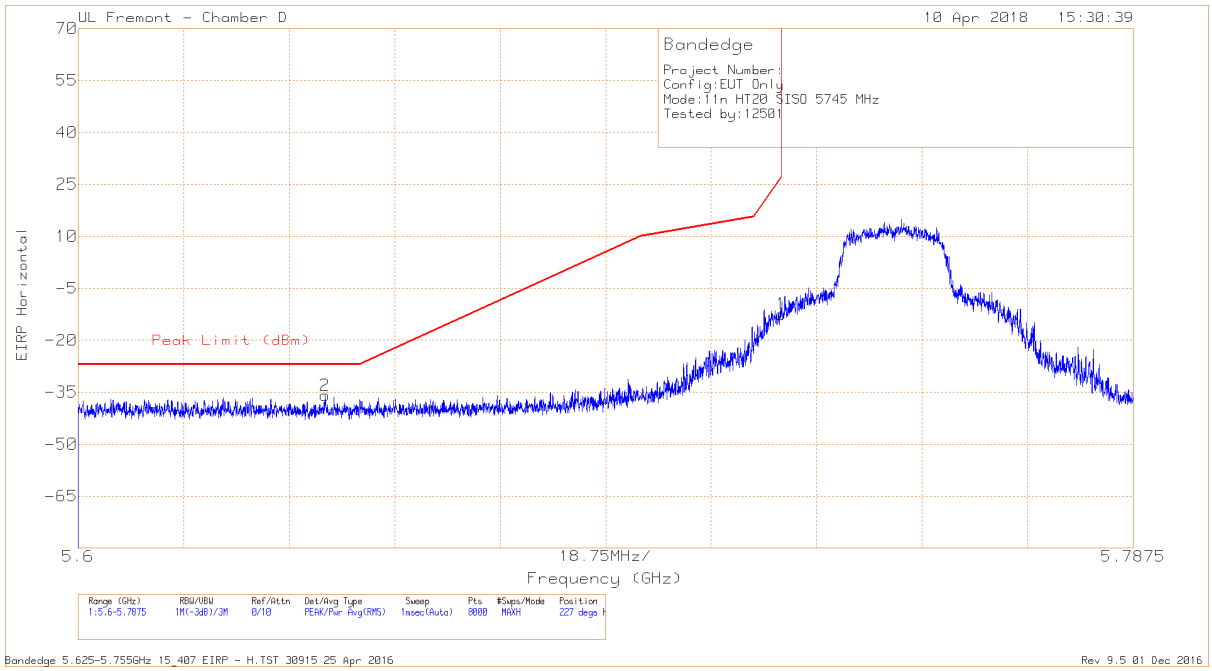

Marker	Frequency (GHz)	Meter Reading (dBm)	Det	AF T136 (dB/m)	Amp/Cbl /Fltr/Pad (dB)	Conversion Factor (dB)	Corrected Reading EIRP	Peak Limit (dBm)	PK Margin (dB)	Azimuth (Degs)	Height (cm)	Polarity
2	5.644	-65.8	Pk	35.3	-17.2	11.8	-35.9	-27	-8.9	227	152	H
1	5.725	-42.73	Pk	35.6	-17.1	11.8	-12.43	26.96	-39.39	227	152	H

Pk - Peak detector

UL VERIFICATION SERVICES INC.
47173 BENICIA STREET, FREMONT, CA 94538, USA TEL: (510) 771-1000 FAX: (510) 661-0888
This report shall not be reproduced except in full, without the written approval of UL Verification Services Inc.

VERTICAL RESULT

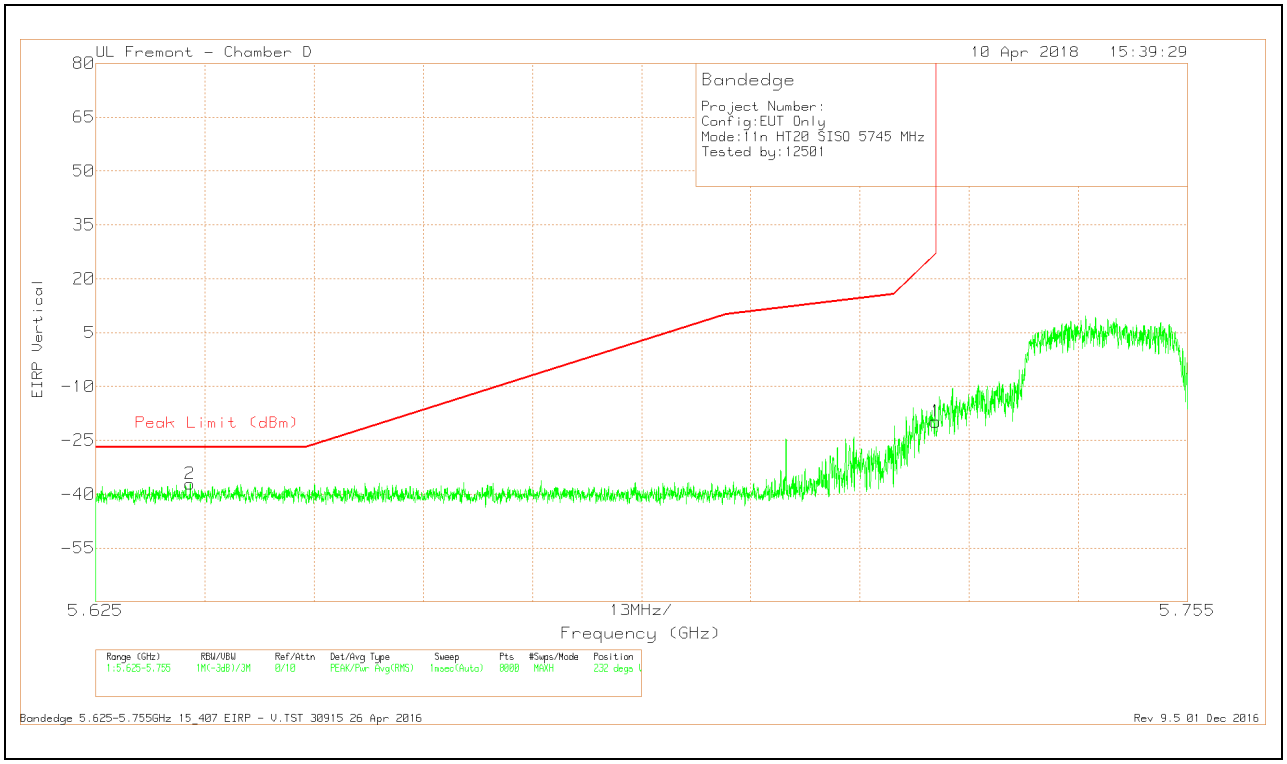

Marker	Frequency (GHz)	Meter Reading (dBm)	Det	AF T136 (dB/m)	Amp/Cbl/ Fltr/Pad (dB)	Conversion Factor (dB)	Corrected Reading EIRP	Peak Limit (dBm)	PK Margin (dB)	Azimuth (Degs)	Height (cm)	Polarity
2	5.636	-67.16	Pk	35.3	-17.1	11.8	-37.16	-27	-10.16	232	130	V
1	5.725	-50.1	Pk	35.6	-17.1	11.8	-19.8	27	-46.8	232	130	V

Pk - Peak detector

UL VERIFICATION SERVICES INC.
47173 BENICIA STREET, FREMONT, CA 94538, USA TEL: (510) 771-1000 FAX: (510) 661-0888
This report shall not be reproduced except in full, without the written approval of UL Verification Services Inc.

BANDEDGE (HIGH CHANNEL)

HORIZONTAL RESULT

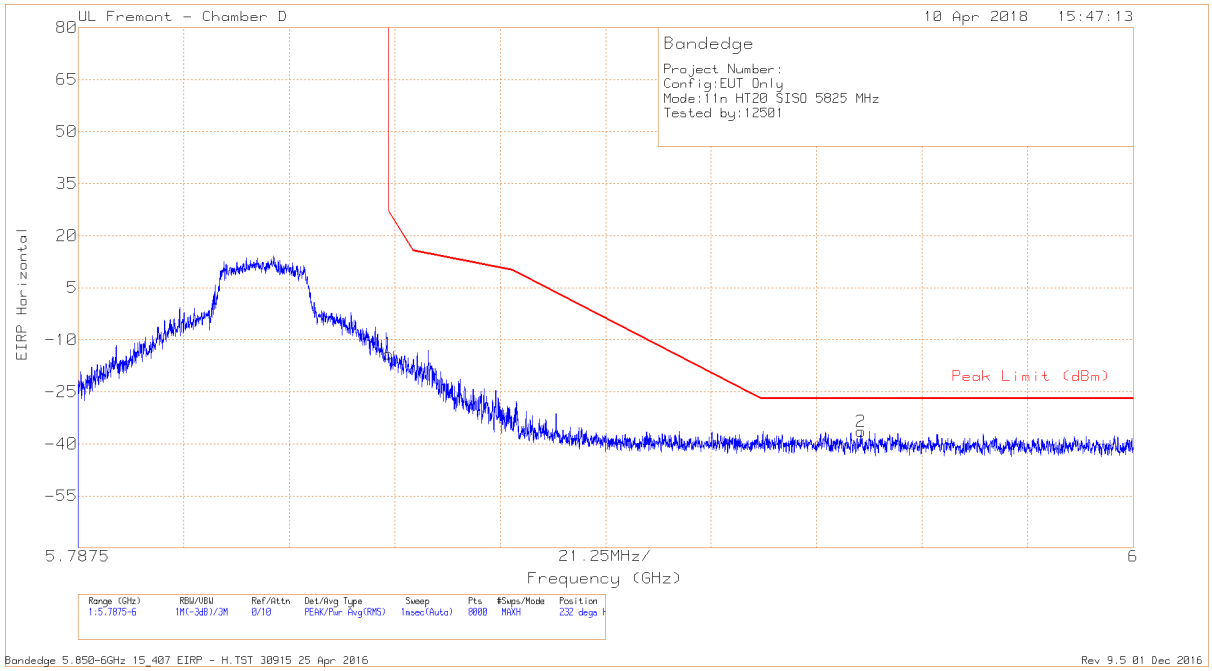

Marker	Frequency (GHz)	Meter Reading (dBm)	Det	AF T136 (dB/m)	Amp/Cbl /Fltr/Pad (dB)	Conversion Factor (dB)	Corrected Reading EIRP	Peak Limit (dBm)	PK Margin (dB)	Azimuth (Degs)	Height (cm)	Polarity
1	5.85	-44.64	Pk	35.8	-17	11.8	-14.04	26.98	-41.02	232	119	H
2	5.945	-67	Pk	35.8	-17	11.8	-36.4	-27	-9.4	232	119	H

Pk - Peak detector

UL VERIFICATION SERVICES INC.
47173 BENICIA STREET, FREMONT, CA 94538, USA TEL: (510) 771-1000 FAX: (510) 661-0888
This report shall not be reproduced except in full, without the written approval of UL Verification Services Inc.

VERTICAL RESULT

Marker	Frequency (GHz)	Meter Reading (dBm)	Det	AF T136 (dB/m)	Amp/Cbl/ Fltr/Pad (dB)	Conversion Factor (dB)	Corrected Reading EIRP	Peak Limit (dBm)	PK Margin (dB)	Azimuth (Degs)	Height (cm)	Polarity
1	5.85	-54.45	Pk	35.8	-17	11.8	-23.85	26.99	-50.84	87	178	V
2	5.931	-67.01	Pk	35.8	-16.9	11.8	-36.31	-27	-9.31	87	178	V

Pk - Peak detector

UL VERIFICATION SERVICES INC.
47173 BENICIA STREET, FREMONT, CA 94538, USA TEL: (510) 771-1000 FAX: (510) 661-0888
This report shall not be reproduced except in full, without the written approval of UL Verification Services Inc.

1TX Antenna 5 MODE

BANDEDGE (LOW CHANNEL)

HORIZONTAL RESULT

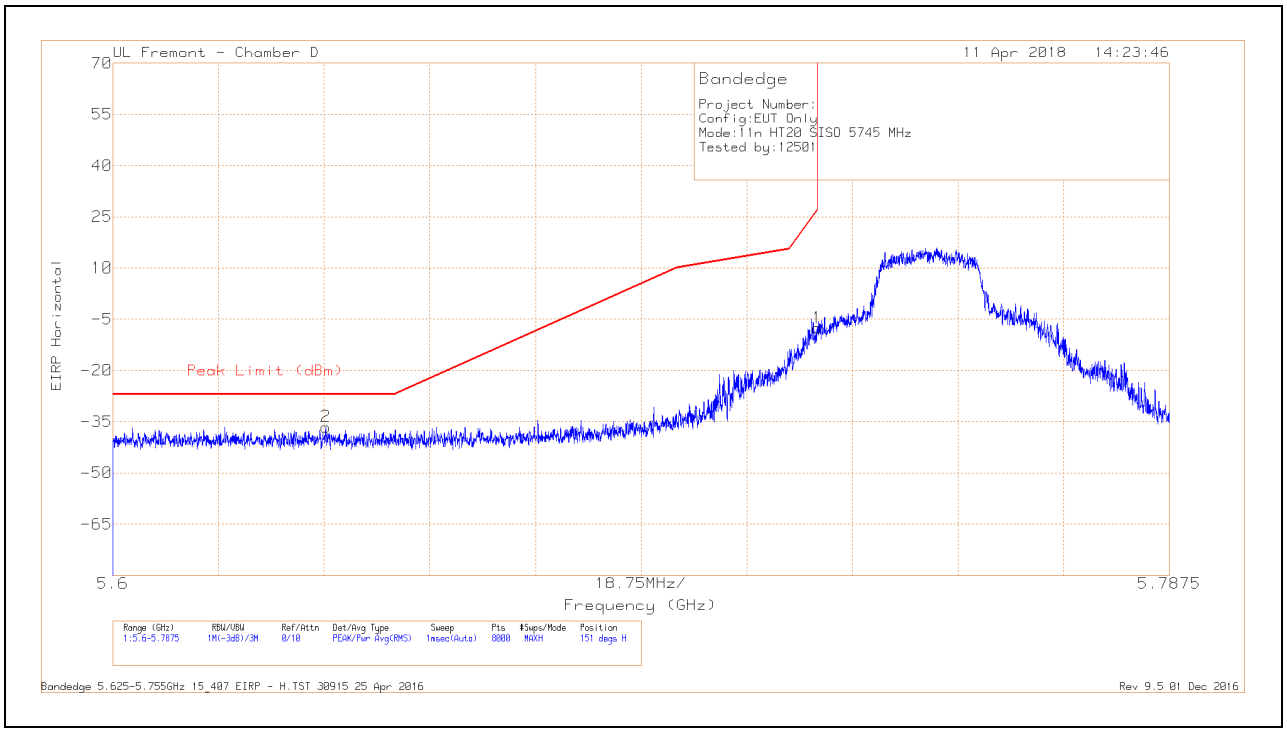

Marker	Frequency (GHz)	Meter Reading (dBm)	Det	AF T136 (dB/m)	Amp/Cbl /Fltr/Pad (dB)	Conversion Factor (dB)	Corrected Reading EIRP	Peak Limit (dBm)	PK Margin (dB)	Azimuth (Degs)	Height (cm)	Polarity
2	5.638	-66.52	Pk	35.3	-17.1	11.8	-36.52	-27	-9.52	151	225	H
1	5.725	-37.75	Pk	35.6	-17.1	11.8	-7.45	26.96	-34.41	151	225	H

Pk - Peak detector

UL VERIFICATION SERVICES INC.
47173 BENICIA STREET, FREMONT, CA 94538, USA TEL: (510) 771-1000 FAX: (510) 661-0888
This report shall not be reproduced except in full, without the written approval of UL Verification Services Inc.

VERTICAL RESULT

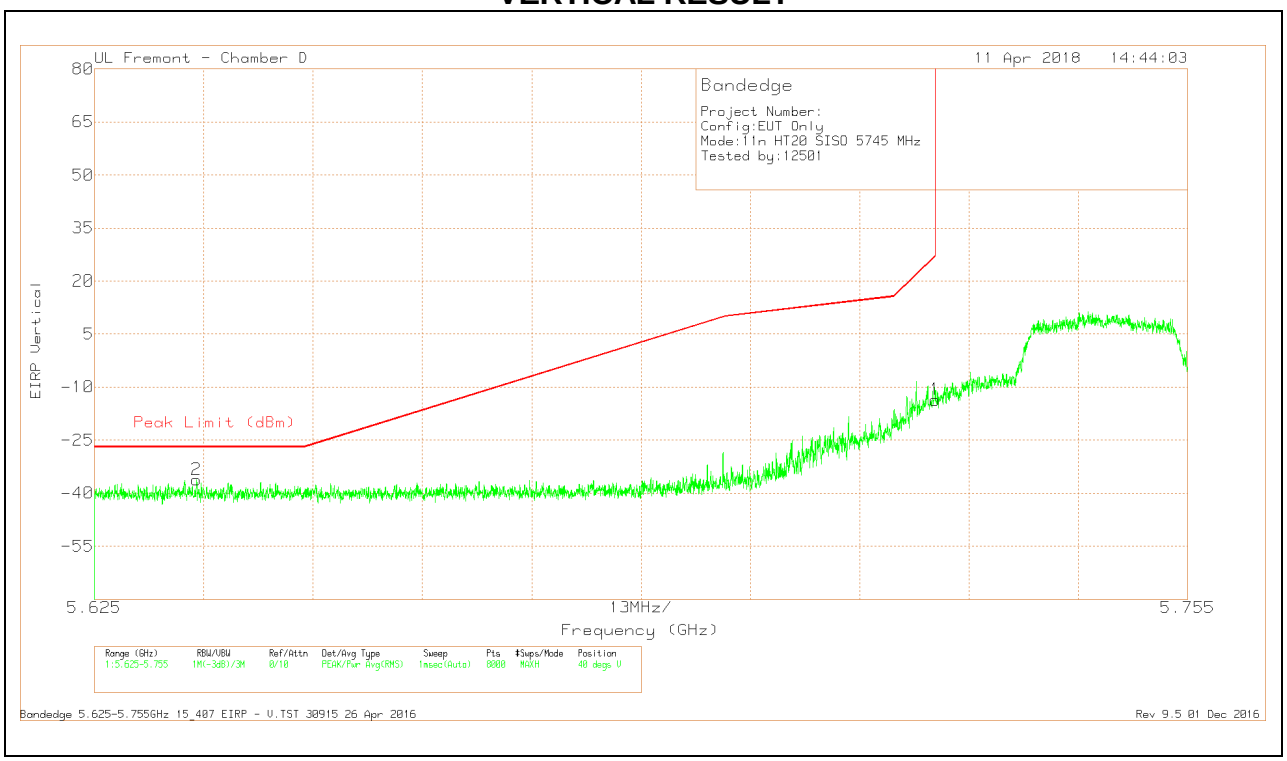

Marker	Frequency (GHz)	Meter Reading (dBm)	Det	AF T136 (dB/m)	Amp/Cbl/ Fltr/Pad (dB)	Conversion Factor (dB)	Corrected Reading EIRP	Peak Limit (dBm)	PK Margin (dB)	Azimuth (Degs)	Height (cm)	Polarity
2	5.637	-66.19	Pk	35.3	-17.1	11.8	-36.19	-27	-9.19	40	142	V
1	5.725	-43.92	Pk	35.6	-17.1	11.8	-13.62	27	-40.62	40	142	V

Pk - Peak detector

UL VERIFICATION SERVICES INC.
47173 BENICIA STREET, FREMONT, CA 94538, USA TEL: (510) 771-1000 FAX: (510) 661-0888
This report shall not be reproduced except in full, without the written approval of UL Verification Services Inc.

BANDEDGE (HIGH CHANNEL)

HORIZONTAL RESULT

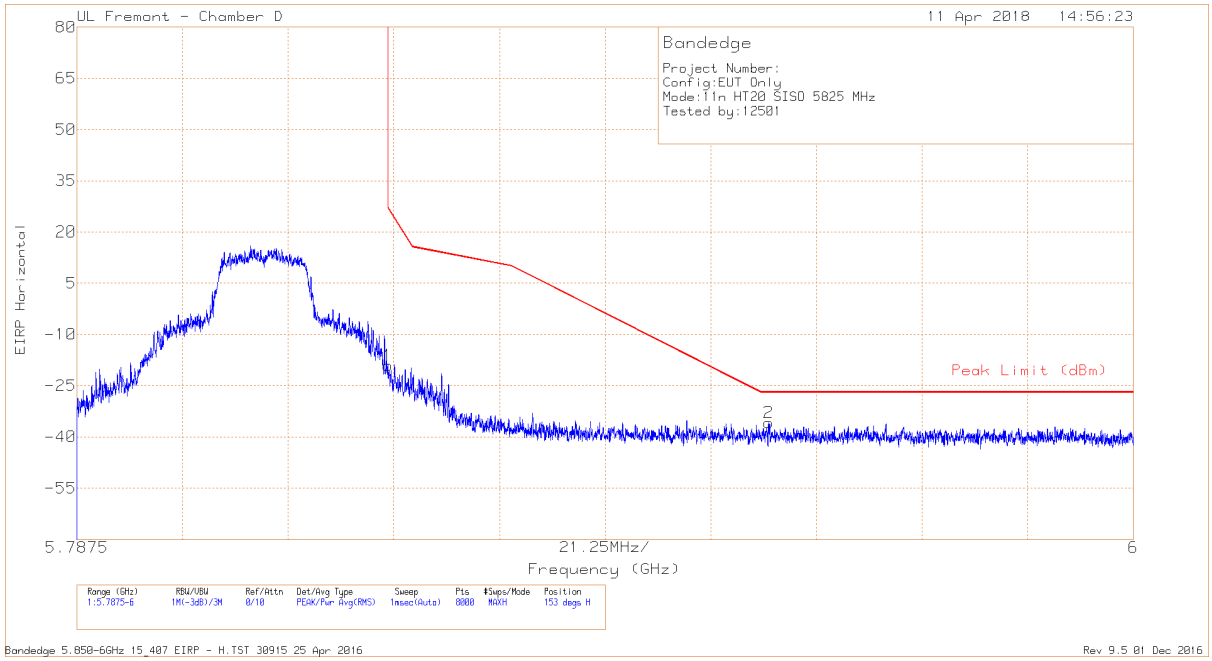

Marker	Frequency (GHz)	Meter Reading (dBm)	Det	AF T136 (dB/m)	Amp/Cbl /Fltr/Pad (dB)	Conversion Factor (dB)	Corrected Reading EIRP	Peak Limit (dBm)	PK Margin (dB)	Azimuth (Degs)	Height (cm)	Polarity
1	5.85	-49.66	Pk	35.8	-17	11.8	-19.06	26.98	-46.04	153	244	H
2	5.927	-66.48	Pk	35.8	-17	11.8	-35.88	-27	-8.88	153	244	H

Pk - Peak detector

UL VERIFICATION SERVICES INC.
47173 BENICIA STREET, FREMONT, CA 94538, USA TEL: (510) 771-1000 FAX: (510) 661-0888
This report shall not be reproduced except in full, without the written approval of UL Verification Services Inc.

VERTICAL RESULT

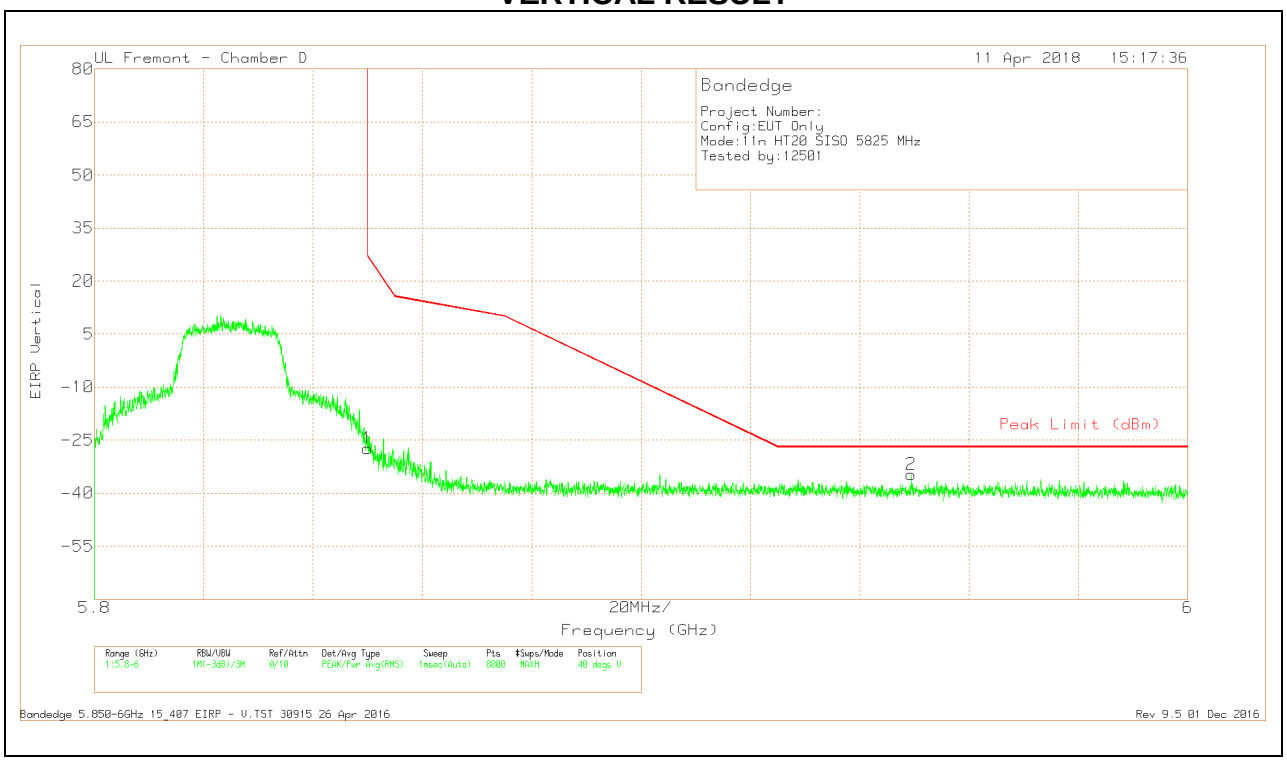

Marker	Frequency (GHz)	Meter Reading (dBm)	Det	AF T136 (dB/m)	Amp/Cbl/ Fltr/Pad (dB)	Conversion Factor (dB)	Corrected Reading EIRP	Peak Limit (dBm)	PK Margin (dB)	Azimuth (Degs)	Height (cm)	Polarity
1	5.85	-58	Pk	35.8	-17	11.8	-27.4	26.99	-54.39	40	197	V
2	5.949	-65.33	Pk	35.8	-17	11.8	-34.73	-27	-7.73	40	197	V

Pk - Peak detector

UL VERIFICATION SERVICES INC.
47173 BENICIA STREET, FREMONT, CA 94538, USA TEL: (510) 771-1000 FAX: (510) 661-0888
This report shall not be reproduced except in full, without the written approval of UL Verification Services Inc.

2TX Antenna 6 + Antenna 5 CDD MODE

BANDEDGE (LOW CHANNEL)

HORIZONTAL RESULT

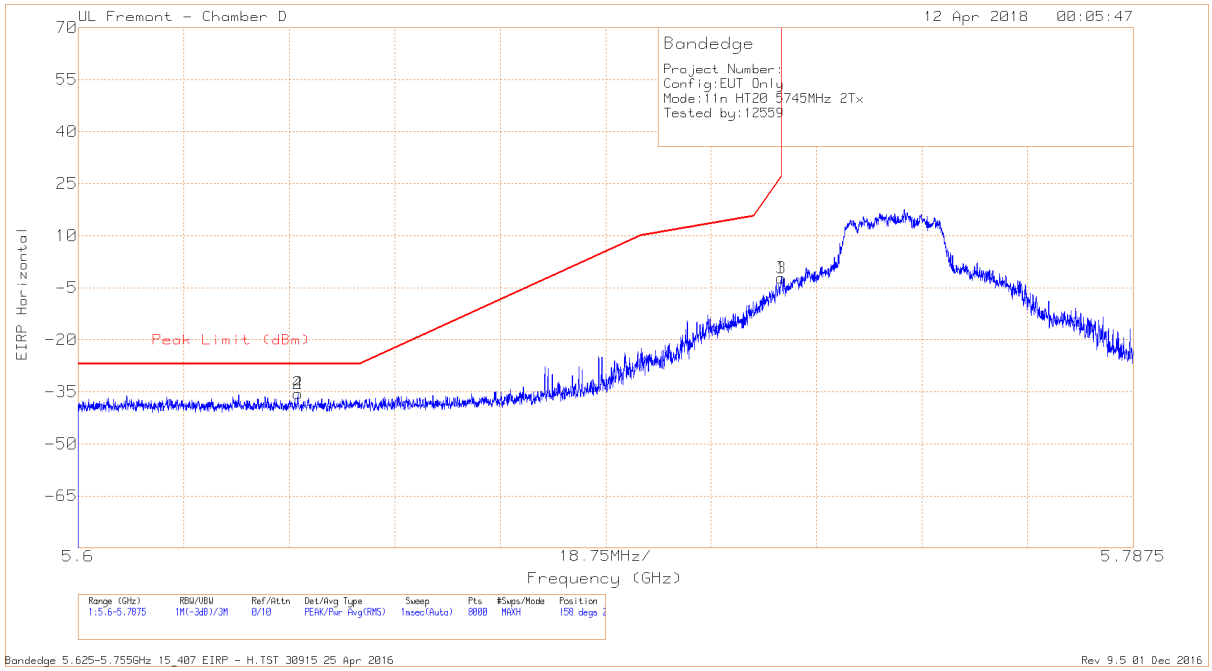

Marker	Frequency (GHz)	Meter Reading (dBm)	Det	AF T136 (dB/m)	Amp/Cbl /Fltr/Pad (dB)	Conversion Factor (dB)	Corrected Reading EIRP	Peak Limit (dBm)	PK Margin (dB)	Azimuth (Degs)	Height (cm)	Polarity
2	5.639	-65.5	Pk	35.3	-17.1	11.8	-35.5	-27	-8.5	158	227	H
4	5.639	-65.5	Pk	35.3	-17.1	11.8	-35.5	-27	-8.5	158	227	H
1	5.725	-32.52	Pk	35.6	-17.1	11.8	-2.22	26.96	-29.18	158	227	H
3	5.725	-32.52	Pk	35.6	-17.1	11.8	-2.22	26.96	-29.18	158	227	H

Pk - Peak detector

UL VERIFICATION SERVICES INC.
47173 BENICIA STREET, FREMONT, CA 94538, USA TEL: (510) 771-1000 FAX: (510) 661-0888
This report shall not be reproduced except in full, without the written approval of UL Verification Services Inc.

VERTICAL RESULT

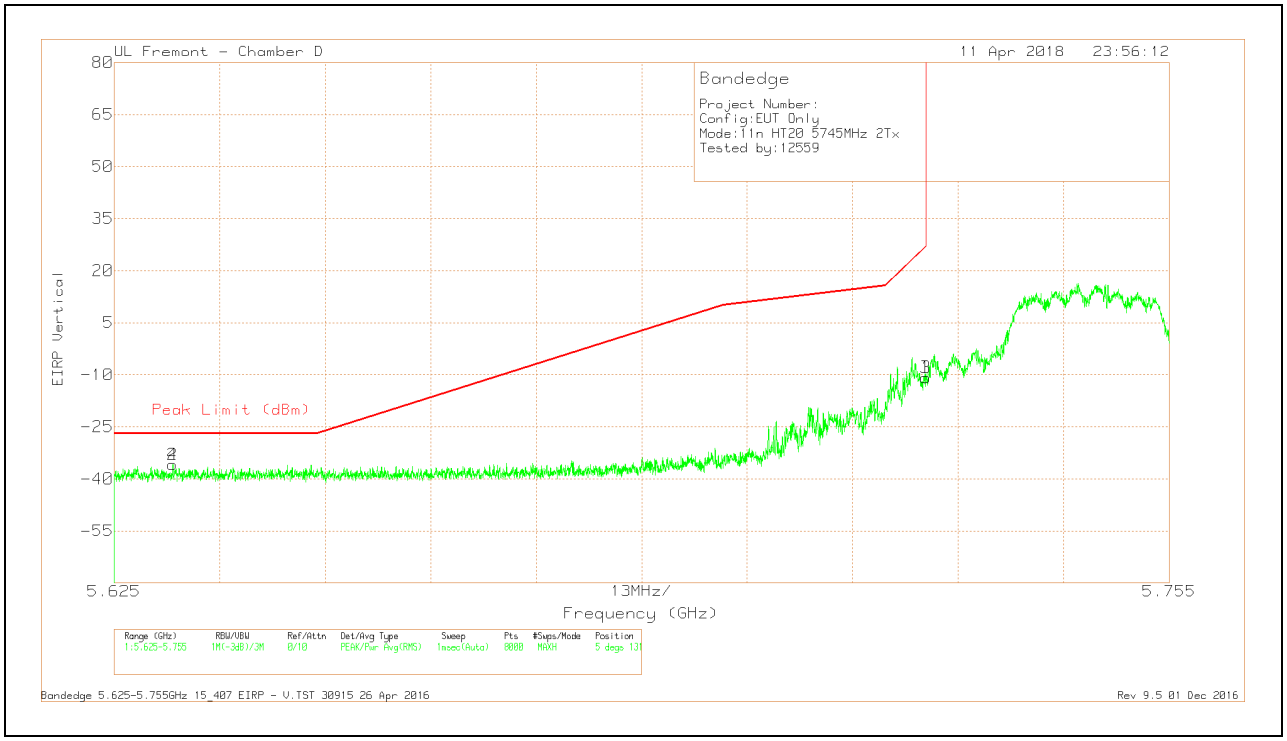

Marker	Frequency (GHz)	Meter Reading (dBm)	Det	AF T136 (dB/m)	Amp/Cbl /Fltr/Pad (dB)	Conversion Factor (dB)	Corrected Reading EIRP	Peak Limit (dBm)	PK Margin (dB)	Azimuth (Degs)	Height (cm)	Polarity
2	5.632	-65.89	Pk	35.3	-17.1	11.8	-35.89	-27	-8.89	5	131	V
4	5.632	-65.89	Pk	35.3	-17.1	11.8	-35.89	-27	-8.89	5	131	V
1	5.725	-41.12	Pk	35.6	-17.1	11.8	-10.82	27	-37.82	5	131	V
3	5.725	-41.12	Pk	35.6	-17.1	11.8	-10.82	27	-37.82	5	131	V

Pk - Peak detector

UL VERIFICATION SERVICES INC.
47173 BENICIA STREET, FREMONT, CA 94538, USA TEL: (510) 771-1000 FAX: (510) 661-0888
This report shall not be reproduced except in full, without the written approval of UL Verification Services Inc.

BANDEDGE (HIGH CHANNEL)

HORIZONTAL RESULT

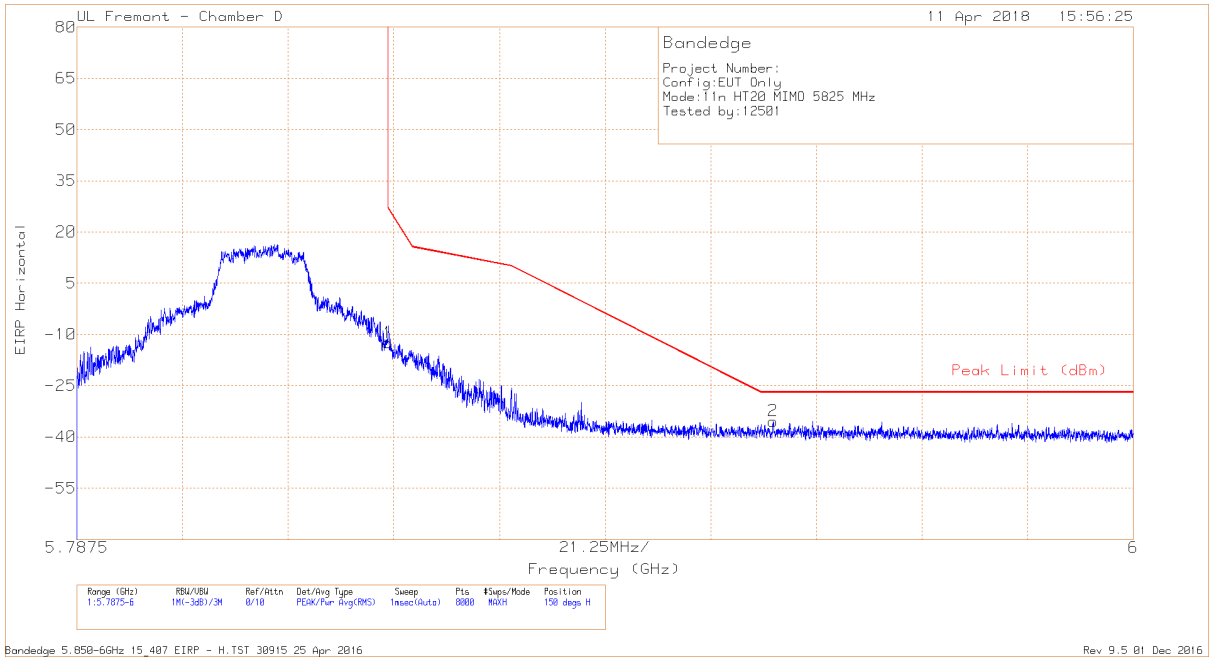

Marker	Frequency (GHz)	Meter Reading (dBm)	Det	AF T136 (dB/m)	Amp/Cbl /Fltr/Pad (dB)	Conversion Factor (dB)	Corrected Reading EIRP	Peak Limit (dBm)	PK Margin (dB)	Azimuth (Degs)	Height (cm)	Polarity
1	5.85	-43.07	Pk	35.8	-17	11.8	-12.47	26.98	-39.45	150	225	H
2	5.928	-66.06	Pk	35.8	-16.9	11.8	-35.36	-27	-8.36	150	225	H

Pk - Peak detector

UL VERIFICATION SERVICES INC.
47173 BENICIA STREET, FREMONT, CA 94538, USA TEL: (510) 771-1000 FAX: (510) 661-0888
This report shall not be reproduced except in full, without the written approval of UL Verification Services Inc.

VERTICAL RESULT

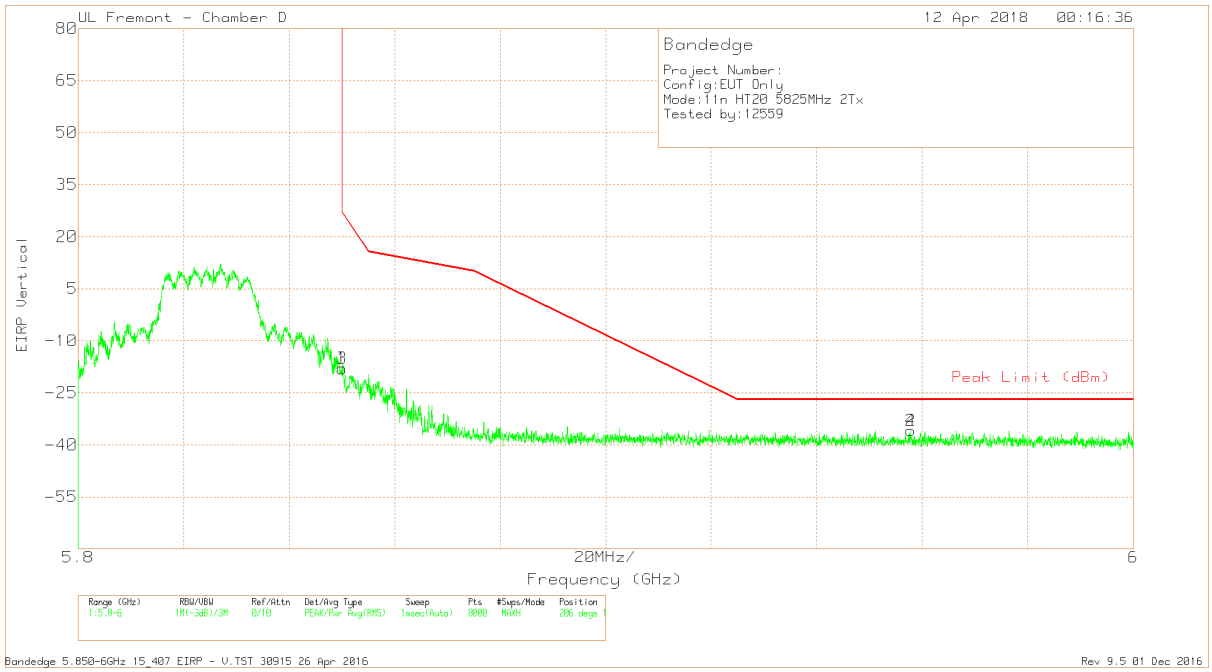

Marker	Frequency (GHz)	Meter Reading (dBm)	Det	AF T136 (dB/m)	Amp/Cbl /Fltr/Pad (dB)	Conversion Factor (dB)	Corrected Reading EIRP	Peak Limit (dBm)	PK Margin (dB)	Azimuth (Degs)	Height (cm)	Polarity
1	5.85	-48.6	Pk	35.8	-17	11.8	-18	26.99	-44.99	206	137	V
2	5.958	-66.51	Pk	35.8	-17	11.8	-35.91	-27	-8.91	206	137	V

Pk - Peak detector

UL VERIFICATION SERVICES INC.
47173 BENICIA STREET, FREMONT, CA 94538, USA TEL: (510) 771-1000 FAX: (510) 661-0888
This report shall not be reproduced except in full, without the written approval of UL Verification Services Inc.

HARMONICS AND SPURIOUS EMISSIONS

LOW CHANNEL RESULTS

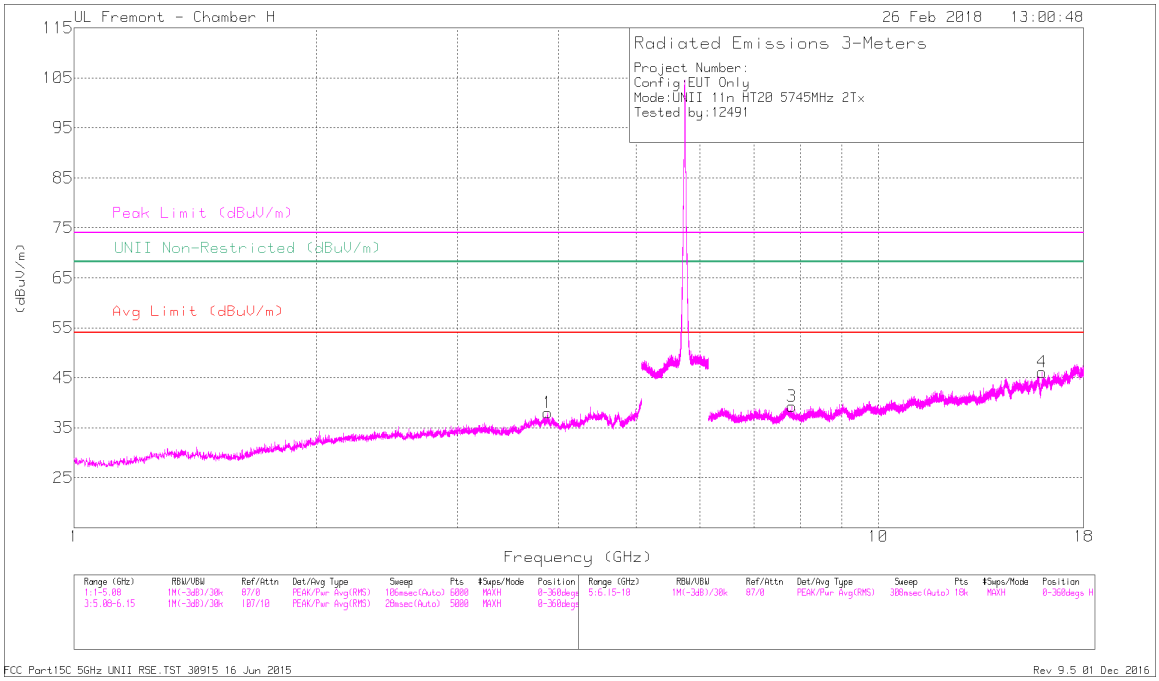

HORIZONTAL

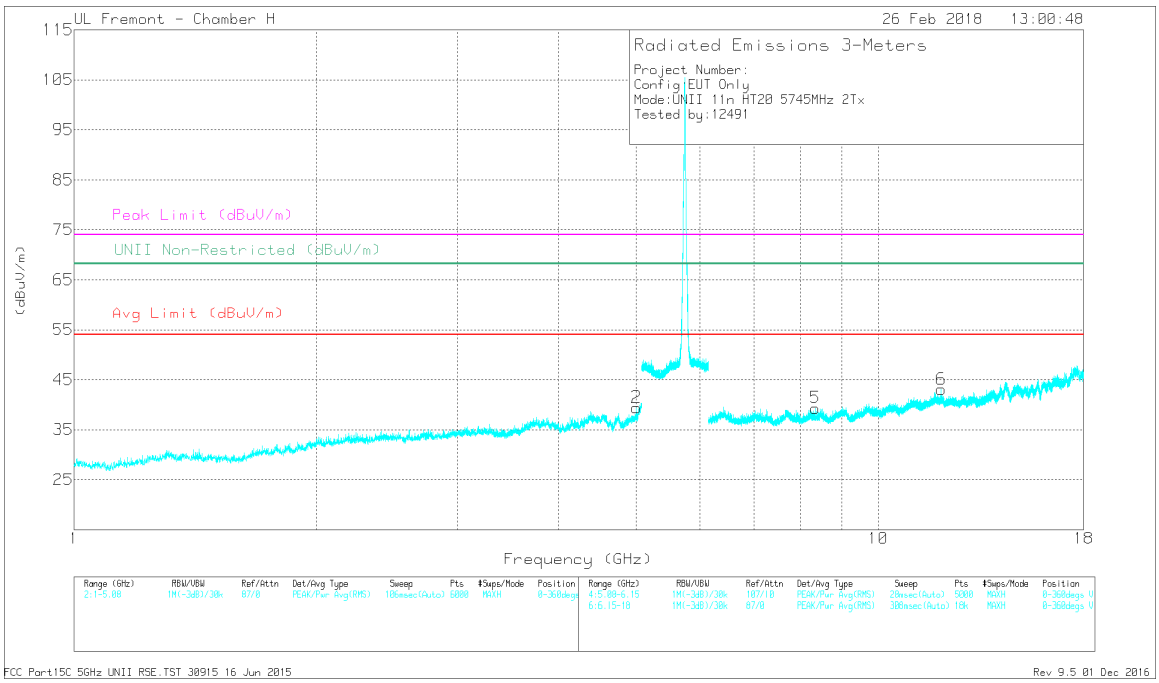

VERTICAL

UL VERIFICATION SERVICES INC.
47173 BENICIA STREET, FREMONT, CA 94538, USA TEL: (510) 771-1000 FAX: (510) 661-0888
This report shall not be reproduced except in full, without the written approval of UL Verification Services Inc.

RADIATED EMISSIONS

Marker	Frequency (GHz)	Meter Reading (dBuV)	Det	AF T344 (dB/m)	Amp/Cbl /Fltr/Pad (dB)	Corrected Reading (dBuV/m)	Avg Limit (dBuV/m)	Margin (dB)	Peak Limit (dBuV/m)	PK Margin (dB)	UNII Non-Restricted (dBuV/m)	PK Margin (dB)	Azimuth (Degs)	Height (cm)	Polarity
1	* 3.884	45.59	PK-U	33.4	-35	43.99	-	-	74	-30.01	-	-	1	138	H
	* 3.881	33.46	ADR	33.4	-35	31.86	54	-22.14	-	-	-	-	1	138	H
2	* 5.003	43.5	PK-U	34.1	-32.7	44.9	-	-	74	-29.1	-	-	247	319	V
	* 5.001	31.74	ADR	34.1	-32.7	33.14	54	-20.86	-	-	-	-	247	319	V
4	* 15.984	34.8	PK-U	41.7	-24.2	52.3	-	-	74	-21.7	-	-	281	353	H
	* 15.983	23.27	ADR	41.7	-24.2	40.77	54	-13.23	-	-	-	-	281	353	H
5	* 8.349	39.21	PK-U	36	-30.2	45.01	-	-	74	-28.99	-	-	5	347	V
	* 8.349	27.46	ADR	36	-30.2	33.26	54	-20.74	-	-	-	-	5	347	V
6	* 11.975	35.1	PK-U	39.4	-26.4	48.1	-	-	74	-25.9	-	-	267	367	V
	* 11.975	23.91	ADR	39.4	-26.4	36.91	54	-17.09	-	-	-	-	267	367	V
3	7.814	38.85	PK-U	36	-30.5	44.35	-	-	-	-	68.2	-23.85	295	368	H

* - indicates frequency in CFR47 Pt 15 / IC RSS-Restricted Band
PK-U - U-NII: Maximum Peak
ADR - U-NII AD primary method, RMS average

UL VERIFICATION SERVICES INC.
47173 BENICIA STREET, FREMONT, CA 94538, USA TEL: (510) 771-1000 FAX: (510) 661-0888
This report shall not be reproduced except in full, without the written approval of UL Verification Services Inc.

MID CHANNEL RESULTS

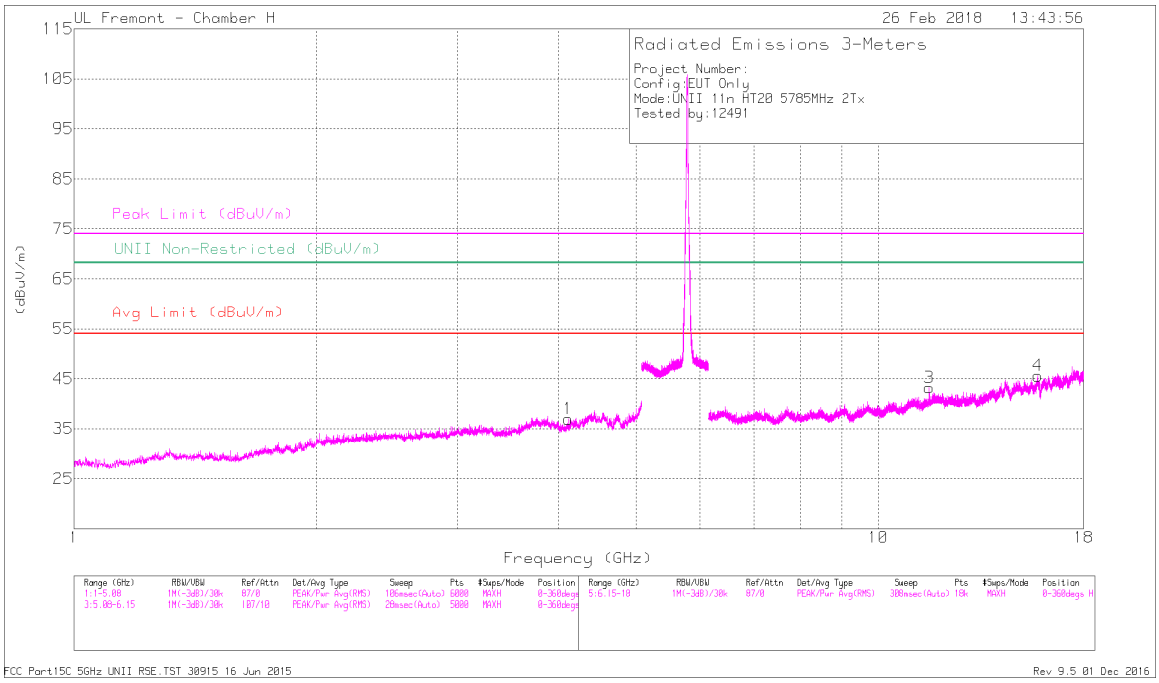

HORIZONTAL

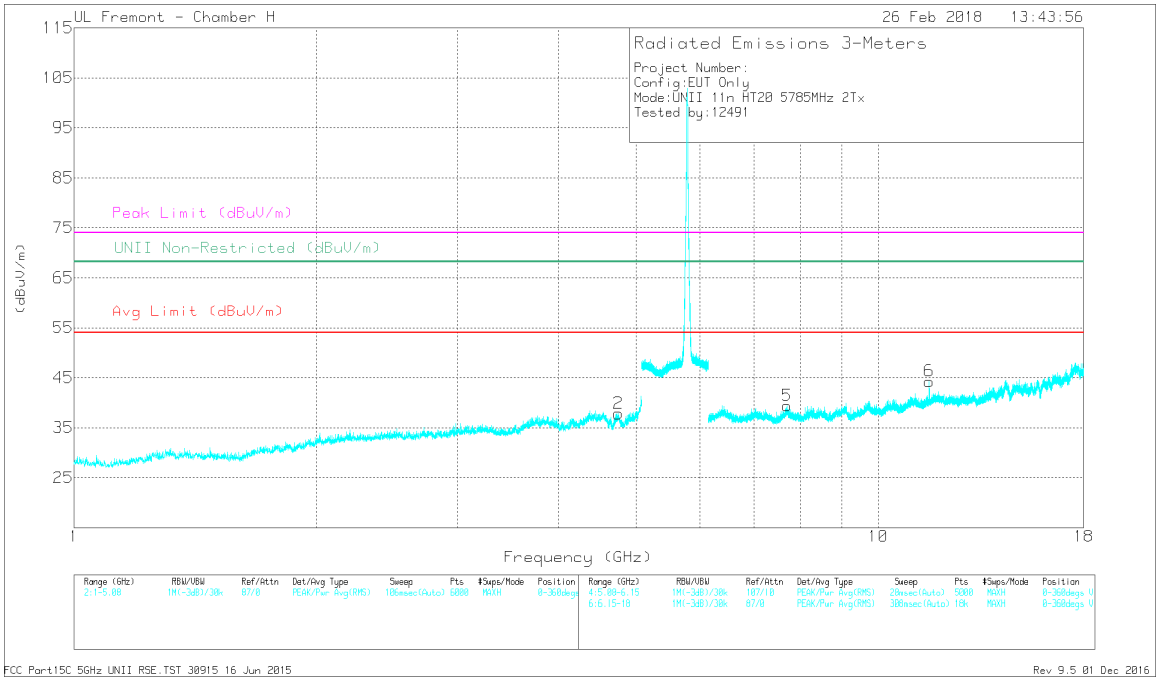

VERTICAL

UL VERIFICATION SERVICES INC.
47173 BENICIA STREET, FREMONT, CA 94538, USA TEL: (510) 771-1000 FAX: (510) 661-0888

This report shall not be reproduced except in full, without the written approval of UL Verification Services Inc.

RADIATED EMISSIONS

Marker	Frequency (GHz)	Meter Reading (dBuV)	Det	AF T344 (dB/m)	Amp/Cbl/Fltr/Pad (dB)	Corrected Reading (dBuV/m)	Avg Limit (dBuV/m)	Margin (dB)	Peak Limit (dBuV/m)	PK Margin (dB)	Azimuth (Degs)	Height (cm)	Polarity
1	* 4.117	44.67	PK-U	33.5	-34.8	43.37	-	-	74	-30.63	293	220	H
	* 4.115	32.29	ADR	33.5	-34.8	30.99	54	-23.01	-	-	293	220	H
2	* 4.751	43.85	PK-U	34.2	-33.5	44.55	-	-	74	-29.45	308	368	V
	* 4.751	31.69	ADR	34.2	-33.5	32.39	54	-21.61	-	-	308	368	V
3	* 11.57	39.95	PK-U	38.3	-26.6	51.65	-	-	74	-22.35	256	102	H
	* 11.57	28.34	ADR	38.3	-26.6	40.04	54	-13.96	-	-	256	102	H
4	* 15.796	34.94	PK-U	42.3	-24.4	52.84	-	-	74	-21.16	66	376	H
	* 15.794	23.14	ADR	42.3	-24.4	41.04	54	-12.96	-	-	66	376	H
5	* 7.698	39.51	PK-U	36.2	-30.5	45.21	-	-	74	-28.79	37	111	V
	* 7.698	27.98	ADR	36.2	-30.5	33.68	54	-20.32	-	-	37	111	V
6	* 11.569	40.48	PK-U	38.3	-26.6	52.18	-	-	74	-21.82	311	102	V
	* 11.569	28.76	ADR	38.3	-26.6	40.46	54	-13.54	-	-	311	102	V

* - indicates frequency in CFR47 Pt 15 / IC RSS-Restricted Band
PK-U - U-NII: Maximum Peak
ADR - U-NII AD primary method, RMS average

UL VERIFICATION SERVICES INC.
47173 BENICIA STREET, FREMONT, CA 94538, USA TEL: (510) 771-1000 FAX: (510) 661-0888
This report shall not be reproduced except in full, without the written approval of UL Verification Services Inc.

HIGH CHANNEL RESULTS

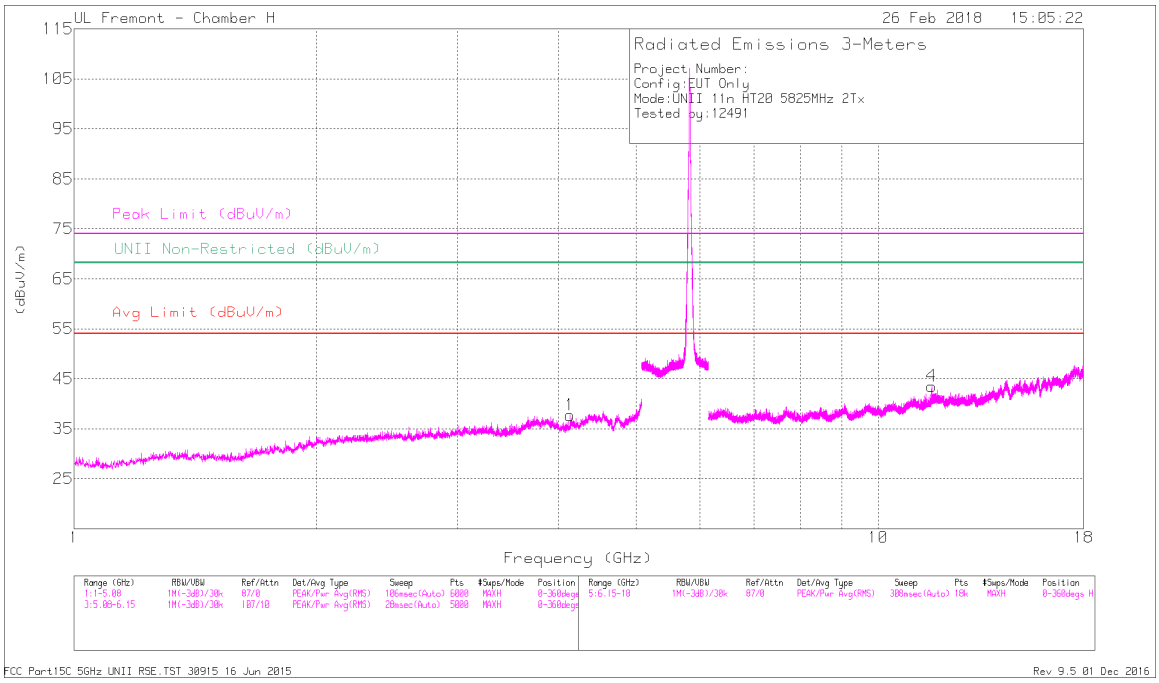

HORIZONTAL

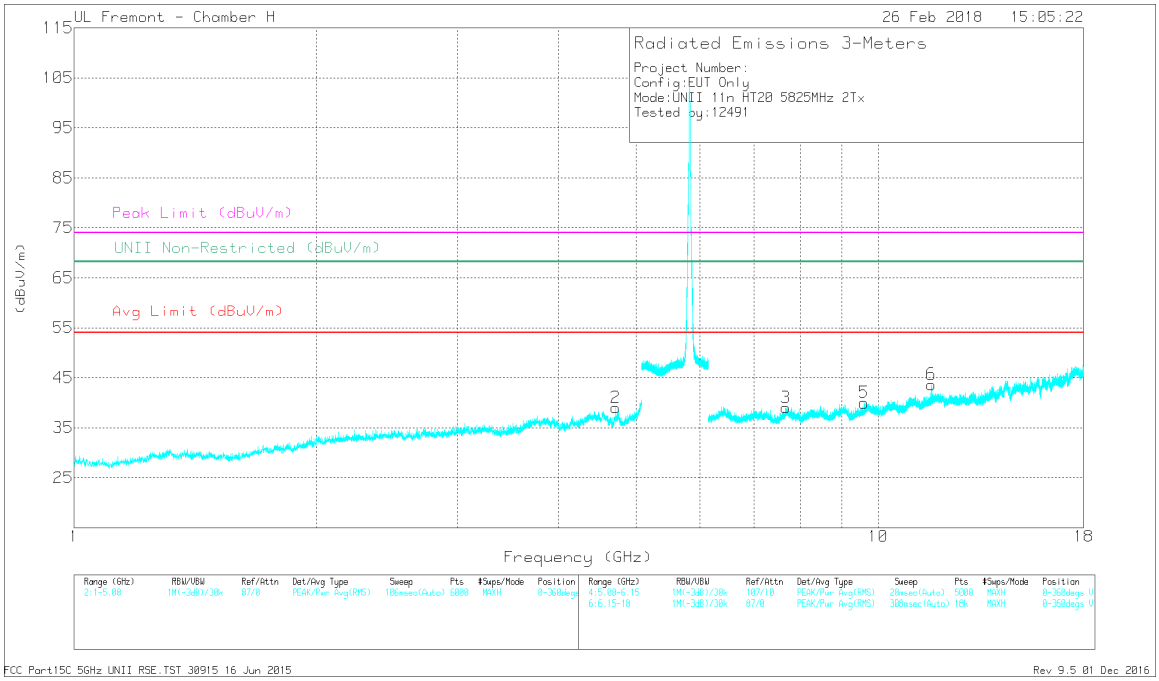

VERTICAL

UL VERIFICATION SERVICES INC.
47173 BENICIA STREET, FREMONT, CA 94538, USA TEL: (510) 771-1000 FAX: (510) 661-0888
This report shall not be reproduced except in full, without the written approval of UL Verification Services Inc.

RADIATED EMISSIONS

Marker	Frequency (GHz)	Meter Reading (dBuV)	Det	AF T344 (dB/m)	Amp/Cbl /Fltr/Pad (dB)	Corrected Reading (dBuV/m)	Avg Limit (dBuV/m)	Margin (dB)	Peak Limit (dBuV/m)	PK Margin (dB)	UNII Non-Restricted (dBuV/m)	PK Margin (dB)	Azimuth (Degs)	Height (cm)	Polarity
1	* 4.136	44.61	PK-U	33.5	-34.9	43.21	-	-	74	-30.79	-	-	103	161	H
	* 4.137	32.59	ADR	33.5	-34.9	31.19	54	-22.81	-	-	-	-	103	161	H
2	* 4.711	42.7	PK-U	34.1	-33.8	43	-	-	74	-31	-	-	306	166	V
	* 4.712	30.97	ADR	34.1	-33.8	31.27	54	-22.73	-	-	-	-	306	166	V
4	* 11.653	40.09	PK-U	38.6	-26.6	52.09	-	-	74	-21.91	-	-	231	118	H
	* 11.653	28.16	ADR	38.6	-26.6	40.16	54	-13.84	-	-	-	-	231	118	H
3	* 7.677	39.73	PK-U	36.2	-30.4	45.53	-	-	74	-28.47	-	-	241	314	V
	* 7.678	28.19	ADR	36.2	-30.4	33.99	54	-20.01	-	-	-	-	241	314	V
6	* 11.648	36.62	PK-U	38.5	-26.6	48.52	-	-	74	-25.48	-	-	222	288	V
	* 11.648	25.95	ADR	38.5	-26.6	37.85	54	-16.15	-	-	-	-	222	288	V
5	9.602	37.52	PK-U	37.1	-28.8	45.82	-	-	-	-	68.2	-22.38	297	240	V

* - indicates frequency in CFR47 Pt 15 / IC RSS-Restricted Band
PK-U - U-NII: Maximum Peak
ADR - U-NII AD primary method, RMS average

UL VERIFICATION SERVICES INC.
47173 BENICIA STREET, FREMONT, CA 94538, USA TEL: (510) 771-1000 FAX: (510) 661-0888
This report shall not be reproduced except in full, without the written approval of UL Verification Services Inc.

9.1.11. TX ABOVE 1 GHz 802.11n HT40 MODE IN THE 5.8 GHz BAND

1TX Antenna 6 MODE

BANDEDGE (LOW CHANNEL)

HORIZONTAL RESULT

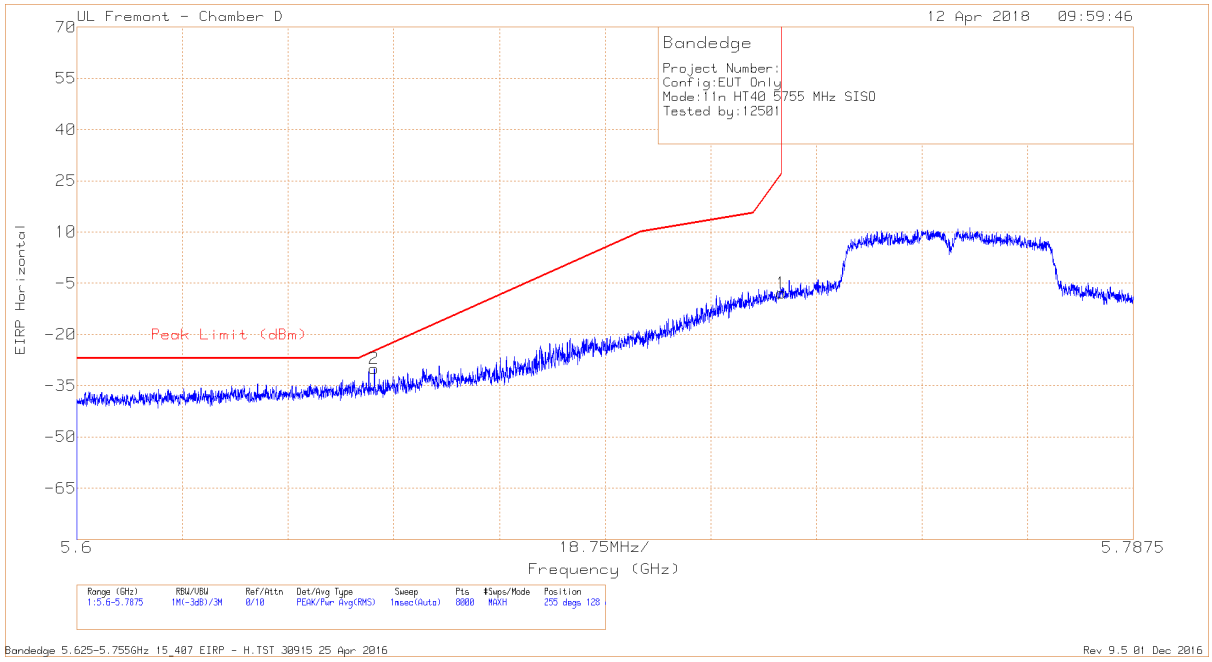

Marker	Frequency (GHz)	Meter Reading (dBm)	Det	AF T136 (dB/m)	Amp/Cbl /Fltr/Pad (dB)	Conversion Factor (dB)	Corrected Reading EIRP	Peak Limit (dBm)	PK Margin (dB)	Azimuth (Degs)	Height (cm)	Polarity
2	5.653	-60.02	Pk	35.3	-17.1	11.8	-30.02	-24.94	-5.08	255	128	H
1	5.725	-38.18	Pk	35.6	-17.1	11.8	-7.88	26.96	-34.84	255	128	H

Pk - Peak detector

UL VERIFICATION SERVICES INC.
47173 BENICIA STREET, FREMONT, CA 94538, USA TEL: (510) 771-1000 FAX: (510) 661-0888
This report shall not be reproduced except in full, without the written approval of UL Verification Services Inc.

VERTICAL RESULT

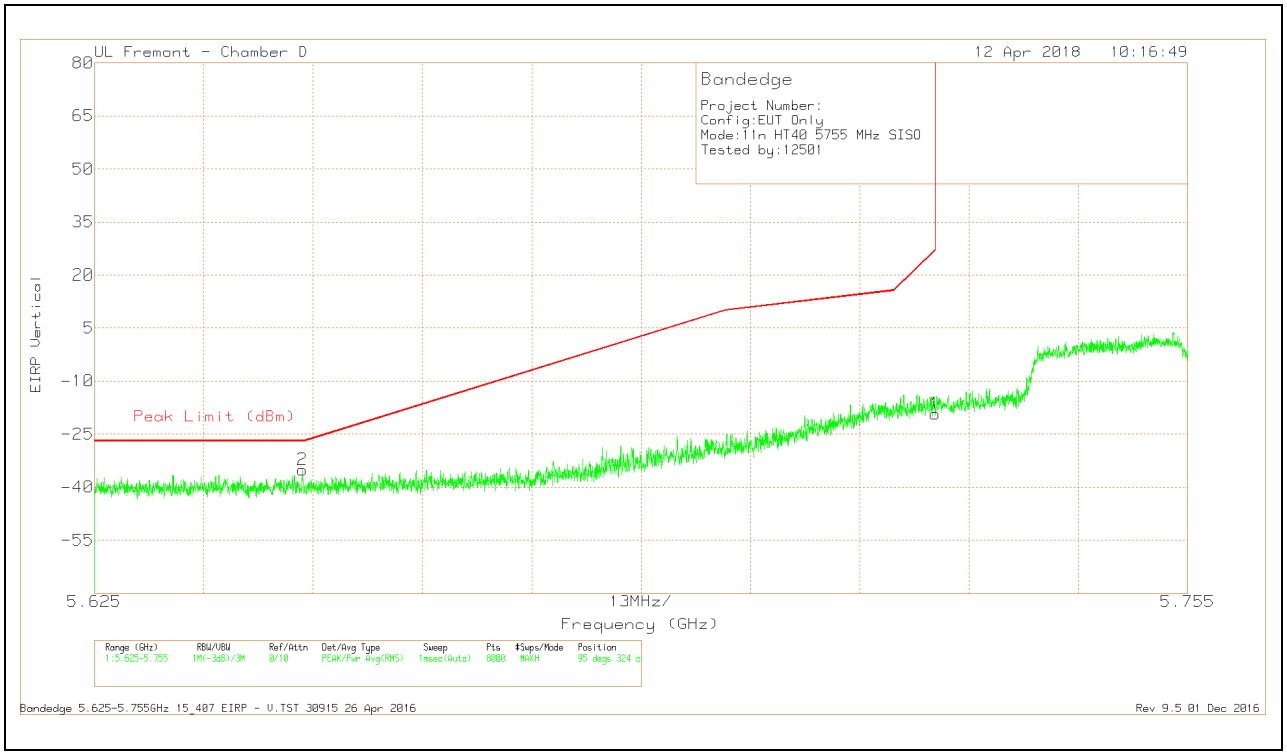

Marker	Frequency (GHz)	Meter Reading (dBm)	Det	AF T136 (dB/m)	Amp/Cbl/ Fltr/Pad (dB)	Conversion Factor (dB)	Corrected Reading EIRP	Peak Limit (dBm)	PK Margin (dB)	Azimuth (Degs)	Height (cm)	Polarity
2	5.65	-65.08	Pk	35.3	-17.1	11.8	-35.08	-27	-8.08	95	324	V
1	5.725	-49.57	Pk	35.6	-17.1	11.8	-19.27	27	-46.27	95	324	V

Pk - Peak detector

UL VERIFICATION SERVICES INC.
47173 BENICIA STREET, FREMONT, CA 94538, USA TEL: (510) 771-1000 FAX: (510) 661-0888
This report shall not be reproduced except in full, without the written approval of UL Verification Services Inc.

BANDEDGE (HIGH CHANNEL)

HORIZONTAL RESULT

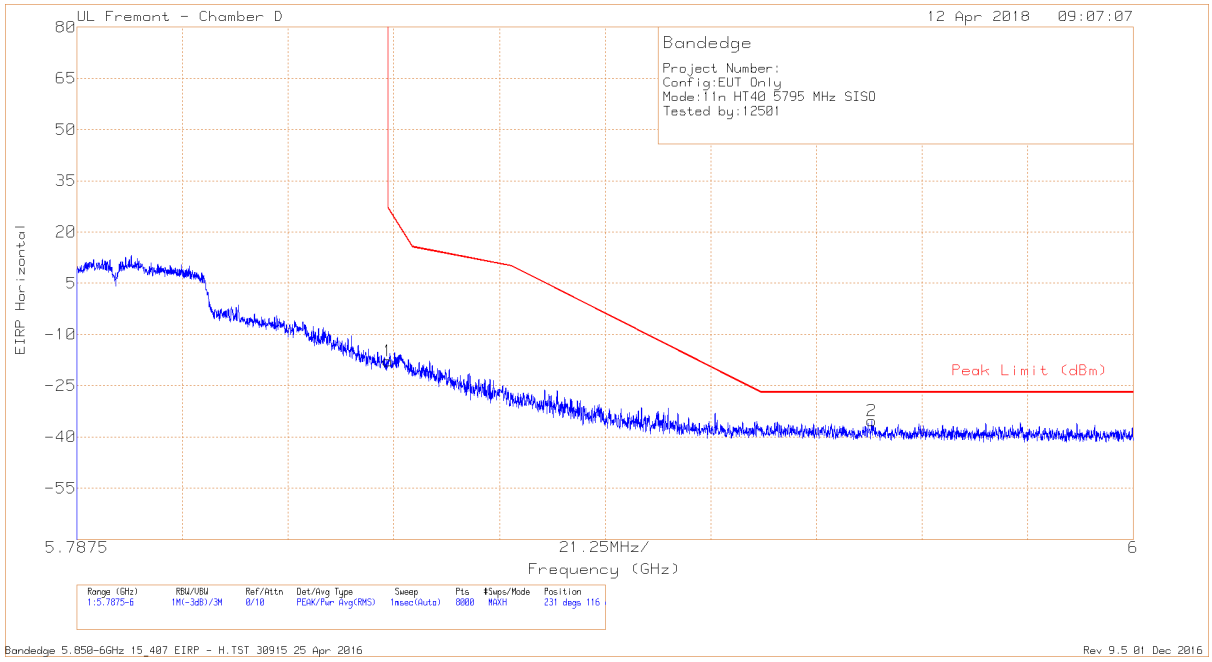

Marker	Frequency (GHz)	Meter Reading (dBm)	Det	AF T136 (dB/m)	Amp/Cbl /Fltr/Pad (dB)	Conversion Factor (dB)	Corrected Reading EIRP	Peak Limit (dBm)	PK Margin (dB)	Azimuth (Degs)	Height (cm)	Polarity
1	5.85	-48.41	Pk	35.8	-17	11.8	-17.81	26.98	-44.79	231	116	H
2	5.947	-65.86	Pk	35.8	-17	11.8	-35.26	-27	-8.26	231	116	H

Pk - Peak detector

UL VERIFICATION SERVICES INC.
47173 BENICIA STREET, FREMONT, CA 94538, USA TEL: (510) 771-1000 FAX: (510) 661-0888
This report shall not be reproduced except in full, without the written approval of UL Verification Services Inc.

VERTICAL RESULT

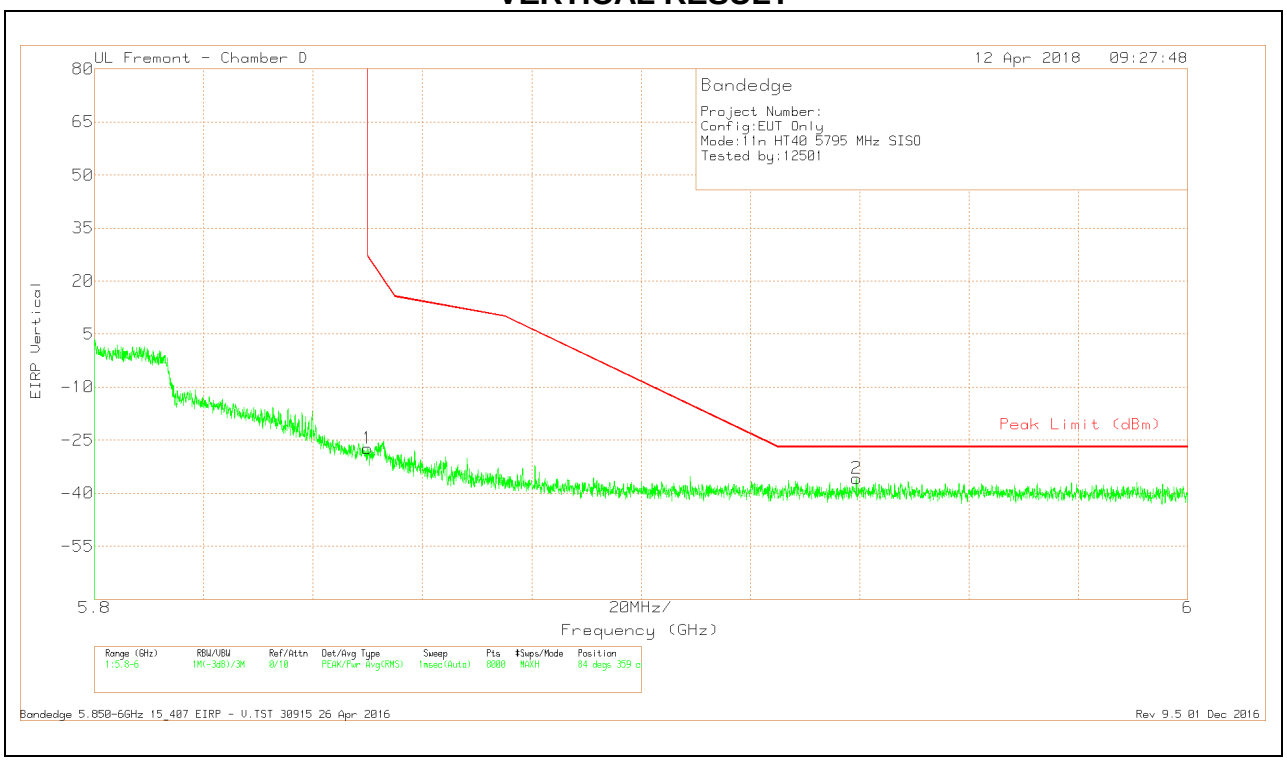

Marker	Frequency (GHz)	Meter Reading (dBm)	Det	AF T136 (dB/m)	Amp/Cbl/ Fltr/Pad (dB)	Conversion Factor (dB)	Corrected Reading EIRP	Peak Limit (dBm)	PK Margin (dB)	Azimuth (Degs)	Height (cm)	Polarity
1	5.85	-57.99	Pk	35.8	-17	11.8	-27.39	26.99	-54.38	84	359	V
2	5.939	-66.38	Pk	35.8	-17	11.8	-35.78	-27	-8.78	84	359	V

Pk - Peak detector

UL VERIFICATION SERVICES INC.
47173 BENICIA STREET, FREMONT, CA 94538, USA TEL: (510) 771-1000 FAX: (510) 661-0888
This report shall not be reproduced except in full, without the written approval of UL Verification Services Inc.

1TX Antenna 5 MODE

BANDEDGE (LOW CHANNEL)

HORIZONTAL RESULT

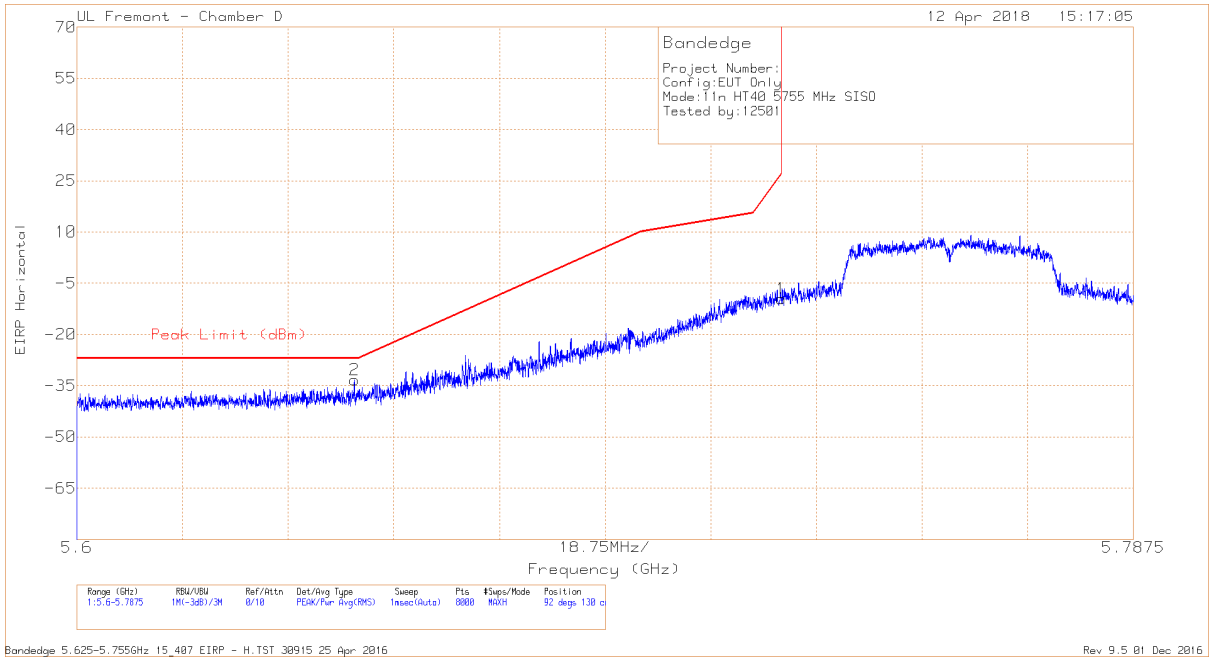

Marker	Frequency (GHz)	Meter Reading (dBm)	Det	AF T136 (dB/m)	Amp/Cbl/Fltr/Pad (dB)	Conversion Factor (dB)	Corrected Reading EIRP	Peak Limit (dBm)	PK Margin (dB)	Azimuth (Degs)	Height (cm)	Polarity
2	5.649	-63.23	Pk	35.3	-17.1	11.8	-33.23	-27	-6.23	92	130	H
1	5.725	-39.78	Pk	35.6	-17.1	11.8	-9.48	26.96	-36.44	92	130	H

Pk - Peak detector

UL VERIFICATION SERVICES INC.
47173 BENICIA STREET, FREMONT, CA 94538, USA TEL: (510) 771-1000 FAX: (510) 661-0888
This report shall not be reproduced except in full, without the written approval of UL Verification Services Inc.

VERTICAL RESULT

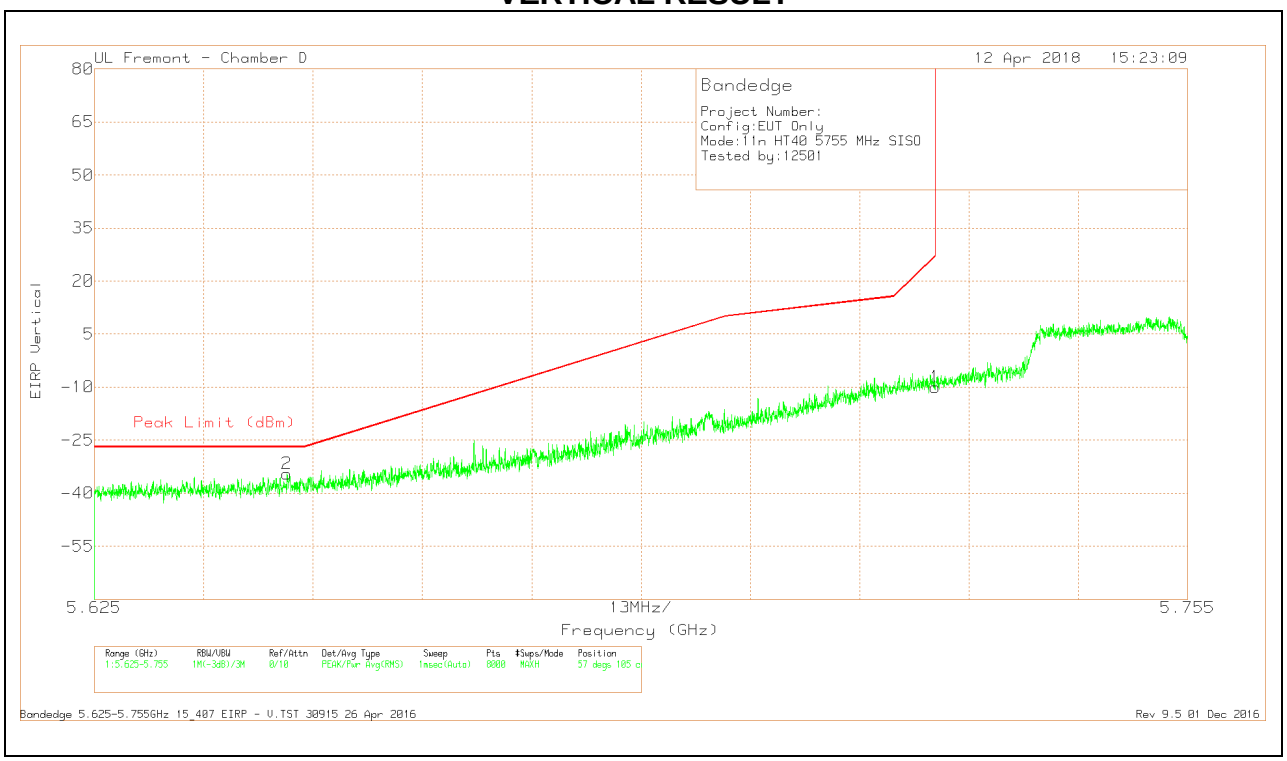

Marker	Frequency (GHz)	Meter Reading (dBm)	Det	AF T136 (dB/m)	Amp/Cbl/Fltr/Pad (dB)	Conversion Factor (dB)	Corrected Reading EIRP	Peak Limit (dBm)	PK Margin (dB)	Azimuth (Degs)	Height (cm)	Polarity
2	5.648	-64.49	Pk	35.3	-17.1	11.8	-34.49	-27	-7.49	57	105	V
1	5.725	-40.41	Pk	35.6	-17.1	11.8	-10.11	27	-37.11	57	105	V

Pk - Peak detector

UL VERIFICATION SERVICES INC.
47173 BENICIA STREET, FREMONT, CA 94538, USA TEL: (510) 771-1000 FAX: (510) 661-0888
This report shall not be reproduced except in full, without the written approval of UL Verification Services Inc.

BANDEDGE (HIGH CHANNEL)

HORIZONTAL RESULT

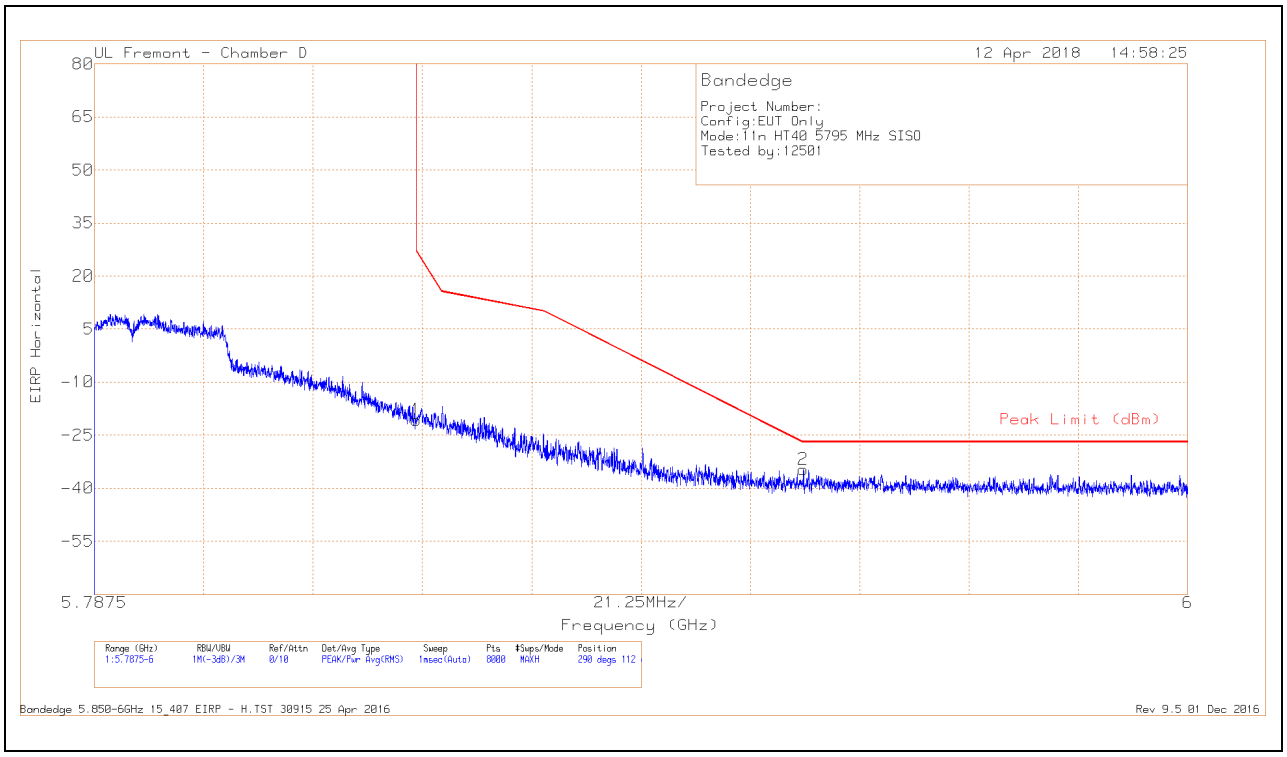

Marker	Frequency (GHz)	Meter Reading (dBm)	Det	AF T136 (dB/m)	Amp/Cbl/Fltr/Pad (dB)	Conversion Factor (dB)	Corrected Reading EIRP	Peak Limit (dBm)	PK Margin (dB)	Azimuth (Degs)	Height (cm)	Polarity
1	5.85	-51.35	Pk	35.8	-17	11.8	-20.75	26.98	-47.73	290	112	H
2	5.925	-65.35	Pk	35.8	-17	11.8	-34.75	-27	-7.75	290	112	H

Pk - Peak detector

UL VERIFICATION SERVICES INC.
47173 BENICIA STREET, FREMONT, CA 94538, USA TEL: (510) 771-1000 FAX: (510) 661-0888
This report shall not be reproduced except in full, without the written approval of UL Verification Services Inc.

VERTICAL RESULT

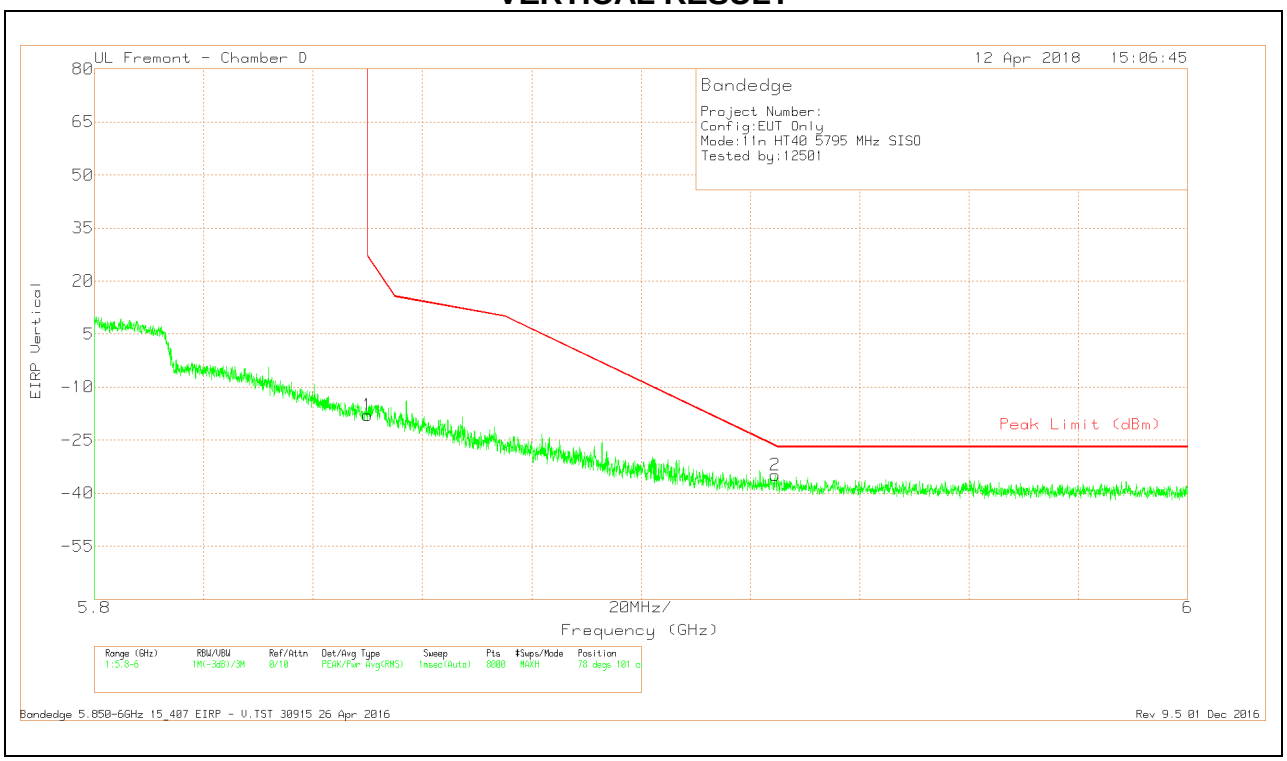

Marker	Frequency (GHz)	Meter Reading (dBm)	Det	AF T136 (dB/m)	Amp/Cbl/Fltr/Pad (dB)	Conversion Factor (dB)	Corrected Reading EIRP	Peak Limit (dBm)	PK Margin (dB)	Azimuth (Degs)	Height (cm)	Polarity
1	5.85	-48.55	Pk	35.8	-17	11.8	-17.95	26.99	-44.94	78	101	V
2	5.925	-65.52	Pk	35.8	-17	11.8	-34.92	-26.68	-8.24	78	101	V

Pk - Peak detector

UL VERIFICATION SERVICES INC.
47173 BENICIA STREET, FREMONT, CA 94538, USA TEL: (510) 771-1000 FAX: (510) 661-0888
This report shall not be reproduced except in full, without the written approval of UL Verification Services Inc.

2TX Antenna 6 + Antenna 5 CDD MODE

BANDEDGE (LOW CHANNEL)

HORIZONTAL RESULT

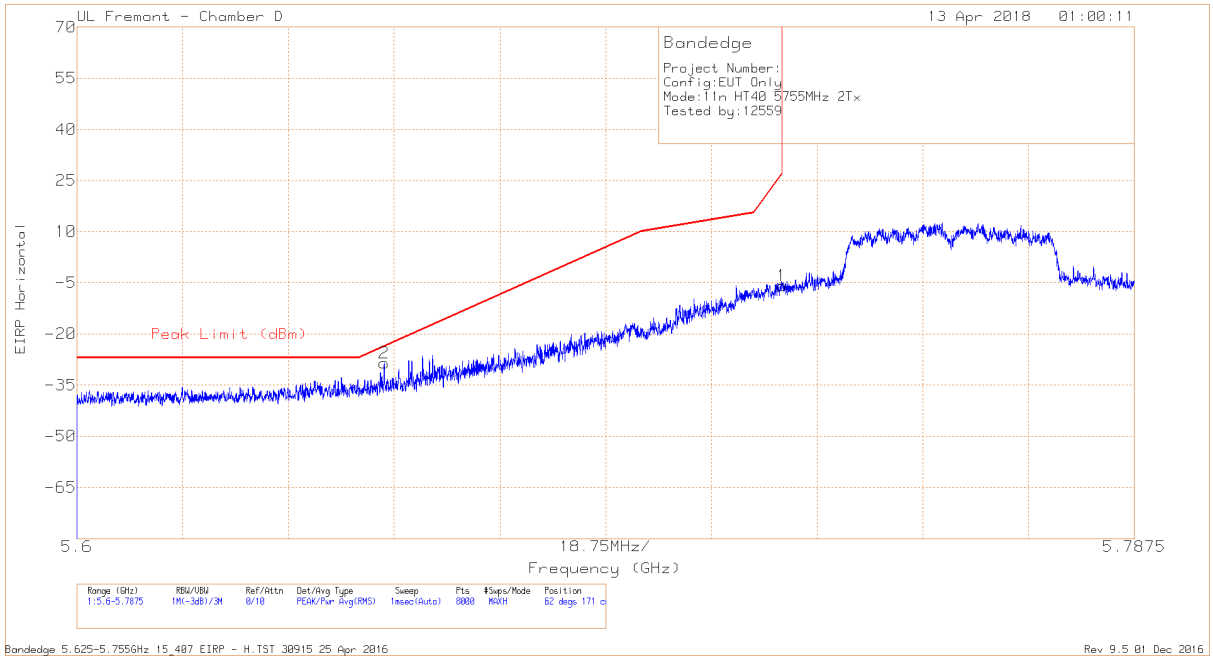

Marker	Frequency (GHz)	Meter Reading (dBm)	Det	AF T136 (dB/m)	Amp/Cbl/Fltr/Pad (dB)	Conversion Factor (dB)	Corrected Reading EIRP	Peak Limit (dBm)	PK Margin (dB)	Azimuth (Degs)	Height (cm)	Polarity
2	5.654	-58.44	Pk	35.3	-17.1	11.8	-28.44	-23.69	-4.75	62	171	H
1	5.725	-36.22	Pk	35.6	-17.1	11.8	-5.92	26.96	-32.88	62	171	H

Pk - Peak detector

UL VERIFICATION SERVICES INC.
47173 BENICIA STREET, FREMONT, CA 94538, USA TEL: (510) 771-1000 FAX: (510) 661-0888
This report shall not be reproduced except in full, without the written approval of UL Verification Services Inc.

VERTICAL RESULT

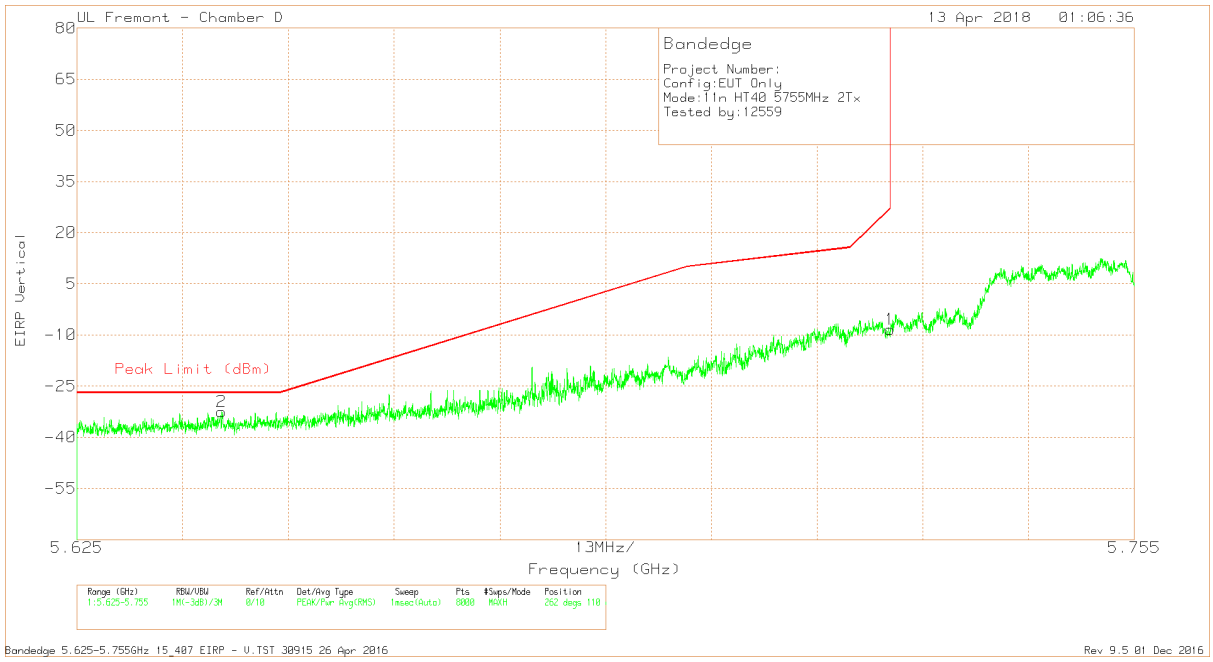

Marker	Frequency (GHz)	Meter Reading (dBm)	Det	AF T136 (dB/m)	Amp/Cbl/Fltr/Pad (dB)	Conversion Factor (dB)	Corrected Reading EIRP	Peak Limit (dBm)	PK Margin (dB)	Azimuth (Degs)	Height (cm)	Polarity
2	5.643	-62.39	Pk	35.3	-17.2	11.8	-32.49	-27	-5.49	262	110	V
1	5.725	-38.66	Pk	35.6	-17.1	11.8	-8.36	27	-35.36	262	110	V

Pk - Peak detector

UL VERIFICATION SERVICES INC.
47173 BENICIA STREET, FREMONT, CA 94538, USA TEL: (510) 771-1000 FAX: (510) 661-0888
This report shall not be reproduced except in full, without the written approval of UL Verification Services Inc.

BANDEDGE (HIGH CHANNEL)

HORIZONTAL RESULT

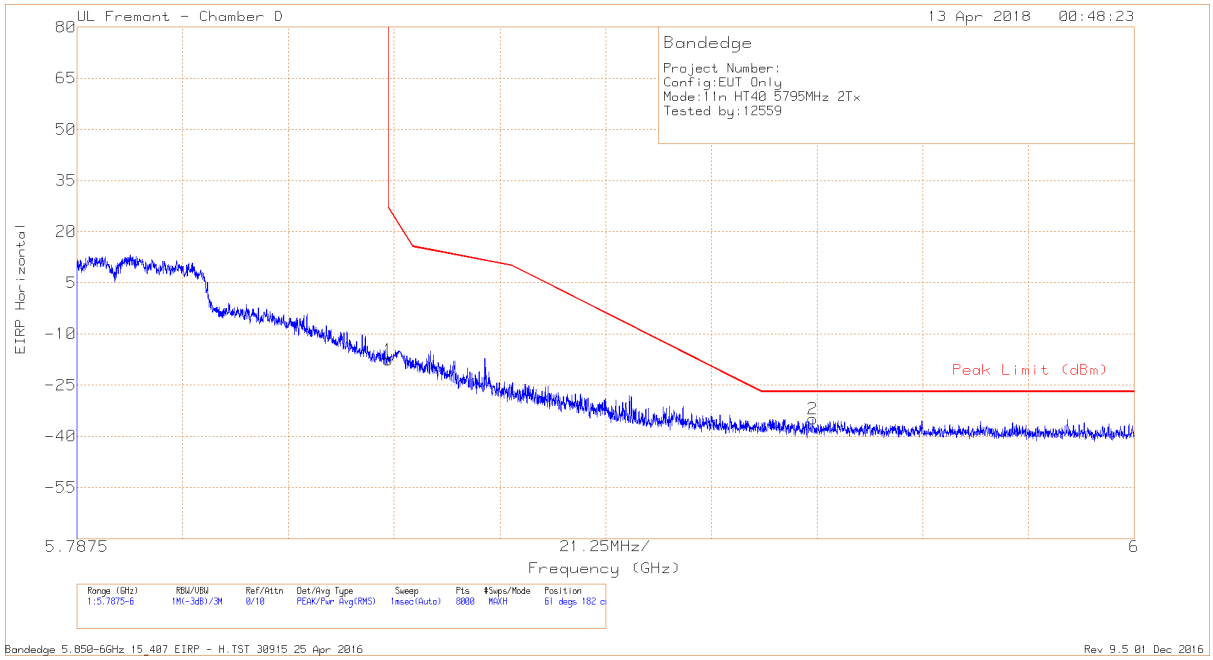

Marker	Frequency(GHz)	MeterReading(dBm)	Det	AF T136 (dB/m)	Amp/Cbl/Fltr/Pad (dB)	Conversion Factor (dB)	Corrected Reading EIRP	Peak Limit (dBm)	PK Margin (dB)	Azimuth (Degs)	Height (cm)	Polarity
1	5.85	-48.24	Pk	35.8	-17	11.8	-17.64	26.98	-44.62	61	182	H
2	5.935	-65.65	Pk	35.8	-16.9	11.8	-34.95	-27	-7.95	61	182	H

Pk - Peak detector

UL VERIFICATION SERVICES INC.
47173 BENICIA STREET, FREMONT, CA 94538, USA TEL: (510) 771-1000 FAX: (510) 661-0888
This report shall not be reproduced except in full, without the written approval of UL Verification Services Inc.

VERTICAL RESULT

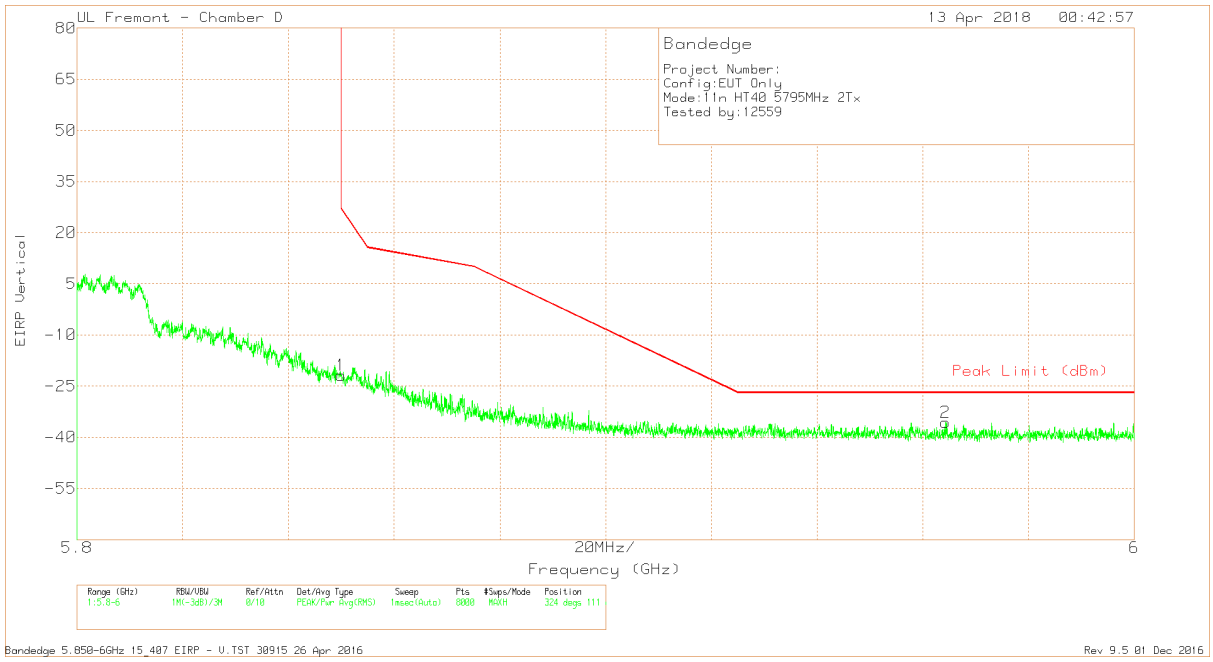

Marker	Frequency (GHz)	Meter Reading (dBm)	Det	AF T136 (dB/m)	Amp/Cbl/Fltr/Pad (dB)	Conversion Factor (dB)	Corrected Reading EIRP	Peak Limit (dBm)	PK Margin (dB)	Azimuth (Degs)	Height (cm)	Polarity
1	5.85	-52.46	Pk	35.8	-17	11.8	-21.86	26.99	-48.85	324	111	V
2	5.964	-66.3	Pk	35.8	-17	11.8	-35.7	-27	-8.7	324	111	V

Pk - Peak detector

UL VERIFICATION SERVICES INC.
47173 BENICIA STREET, FREMONT, CA 94538, USA TEL: (510) 771-1000 FAX: (510) 661-0888
This report shall not be reproduced except in full, without the written approval of UL Verification Services Inc.

HARMONICS AND SPURIOUS EMISSIONS

LOW CHANNEL RESULTS

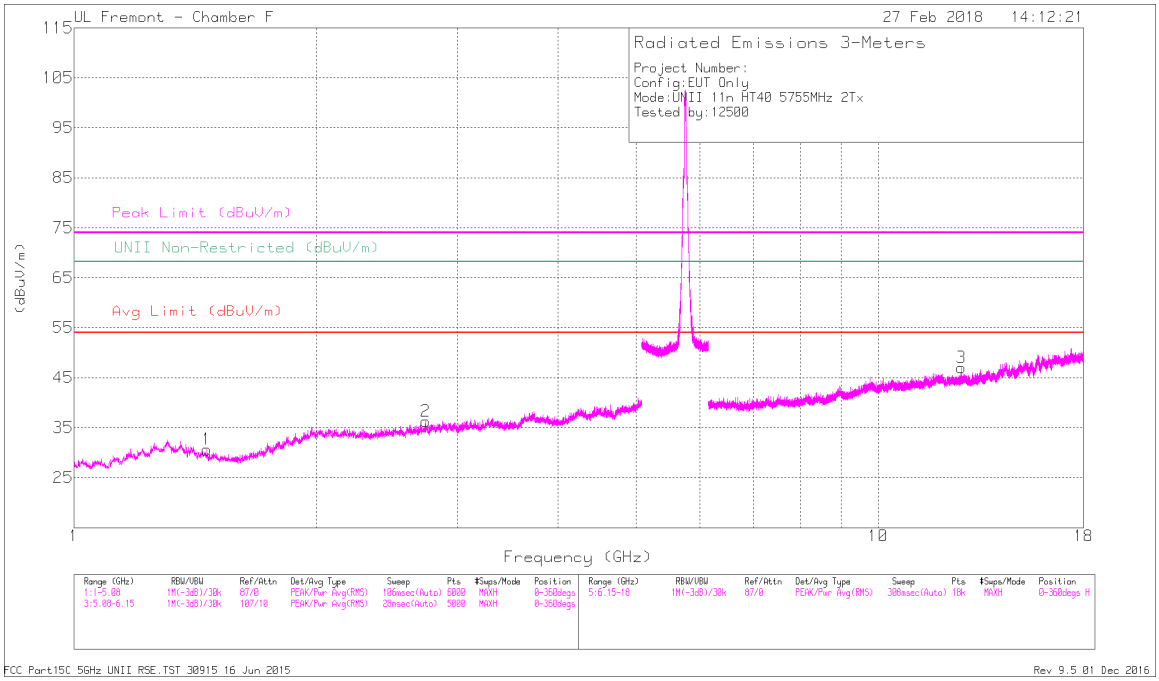

HORIZONTAL

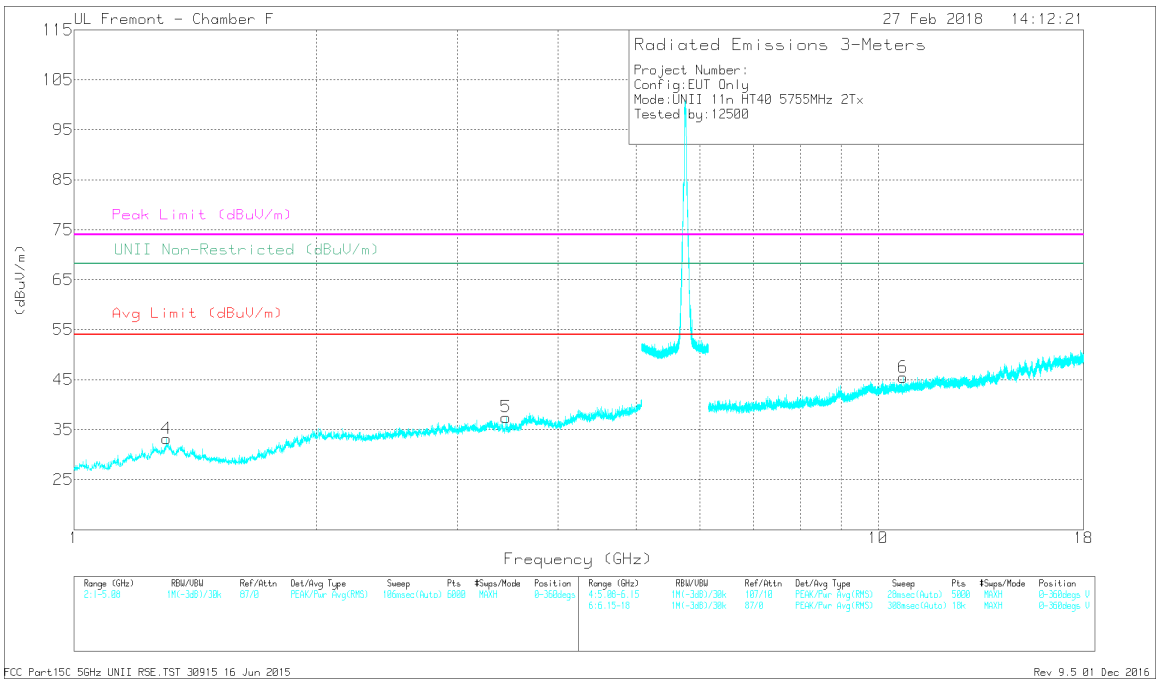

VERTICAL

UL VERIFICATION SERVICES INC.
47173 BENICIA STREET, FREMONT, CA 94538, USA TEL: (510) 771-1000 FAX: (510) 661-0888
This report shall not be reproduced except in full, without the written approval of UL Verification Services Inc.

RADIATED EMISSIONS

Marker	Frequency (GHz)	Meter Reading (dBuV)	Det	AF T119 (dB/m)	Amp/Cbl/Fltr/Pad (dB)	DC Corr (dB)	Corrected Reading (dBuV/m)	Avg Limit (dBuV/m)	Margin (dB)	Peak Limit (dBuV/m)	PK Margin (dB)	UNII Non-Restricted (dBuV/m)	PK Margin (dB)	Azimuth (Degs)	Height (cm)	Polarity
1	* 1.465	41.77	PK-U	28.2	-31.5	0	38.47	-	-	74	-35.53	-	-	171	163	H
	* 1.464	28.68	ADR	28.2	-31.5	.09	25.47	54	-28.53	-	-	-	-	171	163	H
2	* 2.738	40.51	PK-U	32.6	-30.1	0	43.01	-	-	74	-30.99	-	-	243	103	H
	* 2.741	28.44	ADR	32.6	-30.1	.09	31.03	54	-22.97	-	-	-	-	243	103	H
4	* 1.306	41.09	PK-U	30.1	-31.2	0	39.99	-	-	74	-34.01	-	-	346	211	V
	* 1.305	29.05	ADR	30.1	-31.2	.09	28.04	54	-25.96	-	-	-	-	346	211	V
5	3.444	39.37	PK-U	33	-29.1	0	43.27	-	-	-	-	68.2	-24.93	290	177	V
3	* 12.682	35.64	PK-U	38.9	-22.7	0	51.84	-	-	74	-22.16	-	-	25	277	H
	* 12.682	24.3	ADR	38.9	-22.7	.09	40.59	54	-13.41	-	-	-	-	25	277	H
6	* 10.742	34.77	PK-U	37.6	-21.4	0	50.97	-	-	74	-23.03	-	-	5	350	V
	* 10.742	22.98	ADR	37.6	-21.4	.09	39.27	54	-14.73	-	-	-	-	5	350	V

* - indicates frequency in CFR47 Pt 15 / IC RSS-Restricted Band
PK-U - U-NII: Maximum Peak
ADR - U-NII AD primary method, RMS average

UL VERIFICATION SERVICES INC.
47173 BENICIA STREET, FREMONT, CA 94538, USA TEL: (510) 771-1000 FAX: (510) 661-0888
This report shall not be reproduced except in full, without the written approval of UL Verification Services Inc.

HIGH CHANNEL RESULTS

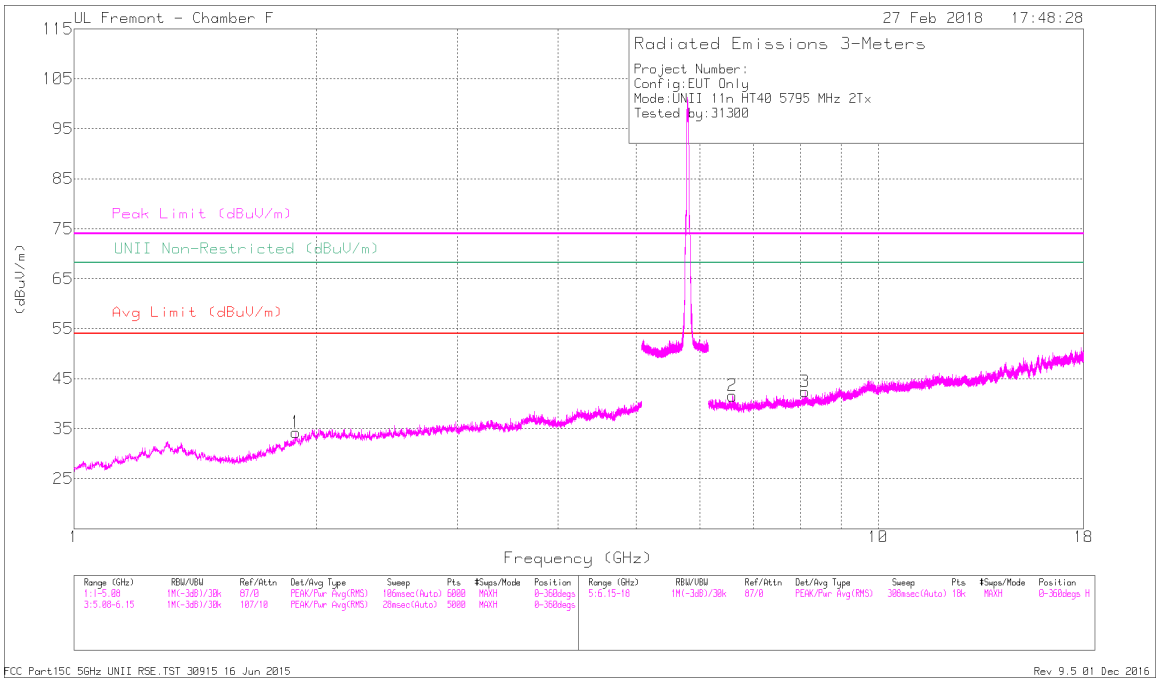

HORIZONTAL

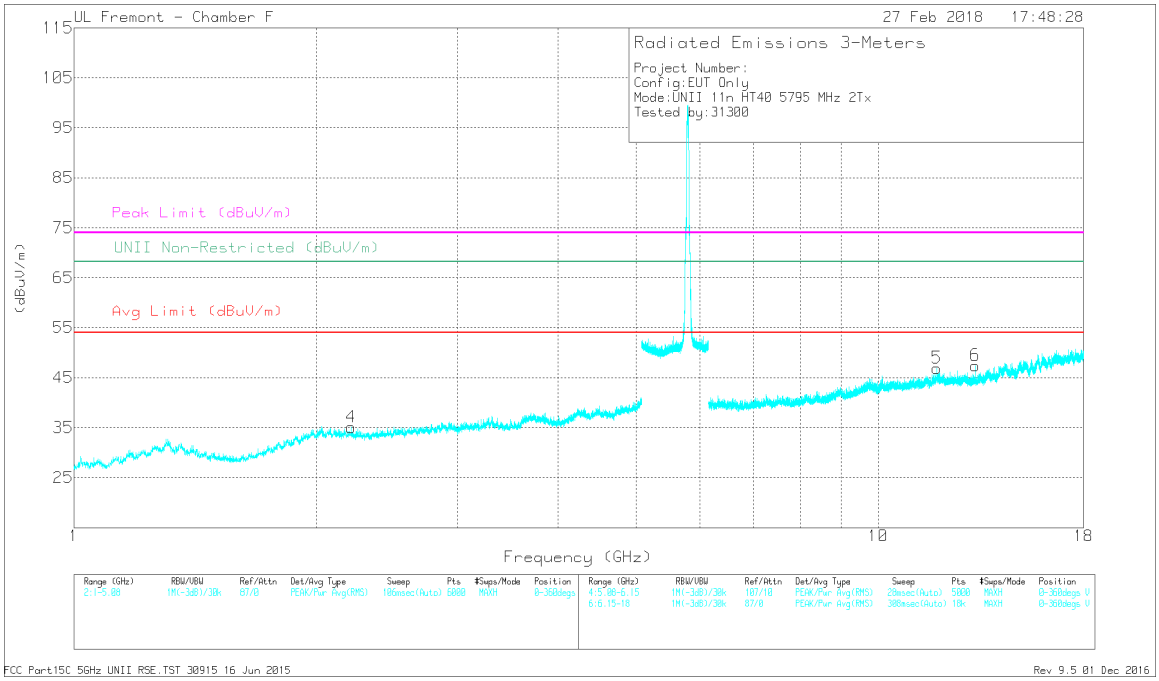

VERTICAL

UL VERIFICATION SERVICES INC.
47173 BENICIA STREET, FREMONT, CA 94538, USA TEL: (510) 771-1000 FAX: (510) 661-0888
This report shall not be reproduced except in full, without the written approval of UL Verification Services Inc.

RADIATED EMISSIONS

Marker	Frequency (GHz)	Meter Reading (dBuV)	Det	AF T119 (dB/m)	Amp/Cbl/Fltr/Pad (dB)	DC Corr (dB)	Corrected Reading (dBuV/m)	Avg Limit (dBuV/m)	Margin (dB)	Peak Limit (dBuV/m)	PK Margin (dB)	UNII Non-Restricted (dBuV/m)	PK Margin (dB)	Azimuth (Degs)	Height (cm)	Polarity
1	1.887	41.44	PK-U	31	-30.7	0	41.74	-	-	-	-	68.2	-26.46	303	296	H
4	* 2.21	40.75	PK-U	32	-30.1	0	42.65	-	-	74	-31.35	-	-	93	319	V
	* 2.21	28.09	ADR	32	-30.1	.09	30.08	54	-23.92	-	-	-	-	93	319	V
2	6.592	37.77	PK-U	35.7	-25.3	0	48.17	-	-	-	-	68.2	-20.03	74	180	H
3	* 8.11	36.48	PK-U	36.1	-24	0	48.58	-	-	74	-25.42	-	-	148	235	H
	* 8.107	24.62	ADR	36.1	-24	.09	36.81	54	-17.19	-	-	-	-	148	235	H
5	* 11.832	35.55	PK-U	39	-21.7	0	52.85	-	-	74	-21.15	-	-	85	115	V
	* 11.833	23.71	ADR	39	-21.7	.09	41.1	54	-12.9	-	-	-	-	85	115	V
6	13.211	36.23	PK-U	38.9	-23	0	52.13	-	-	-	-	68.2	-16.07	282	312	V

* - indicates frequency in CFR47 Pt 15 / IC RSS-Restricted Band
PK-U - U-NII: Maximum Peak
ADR - U-NII AD primary method, RMS average

UL VERIFICATION SERVICES INC.
47173 BENICIA STREET, FREMONT, CA 94538, USA TEL: (510) 771-1000 FAX: (510) 661-0888
This report shall not be reproduced except in full, without the written approval of UL Verification Services Inc.

9.1.12. TX ABOVE 1 GHz 802.11ac VHT80 MODE IN THE 5.8 GHz BAND

1TX Antenna 6 MODE

BANDEDGE (CHANNEL 155 LOW EDGE)

HORIZONTAL RESULT

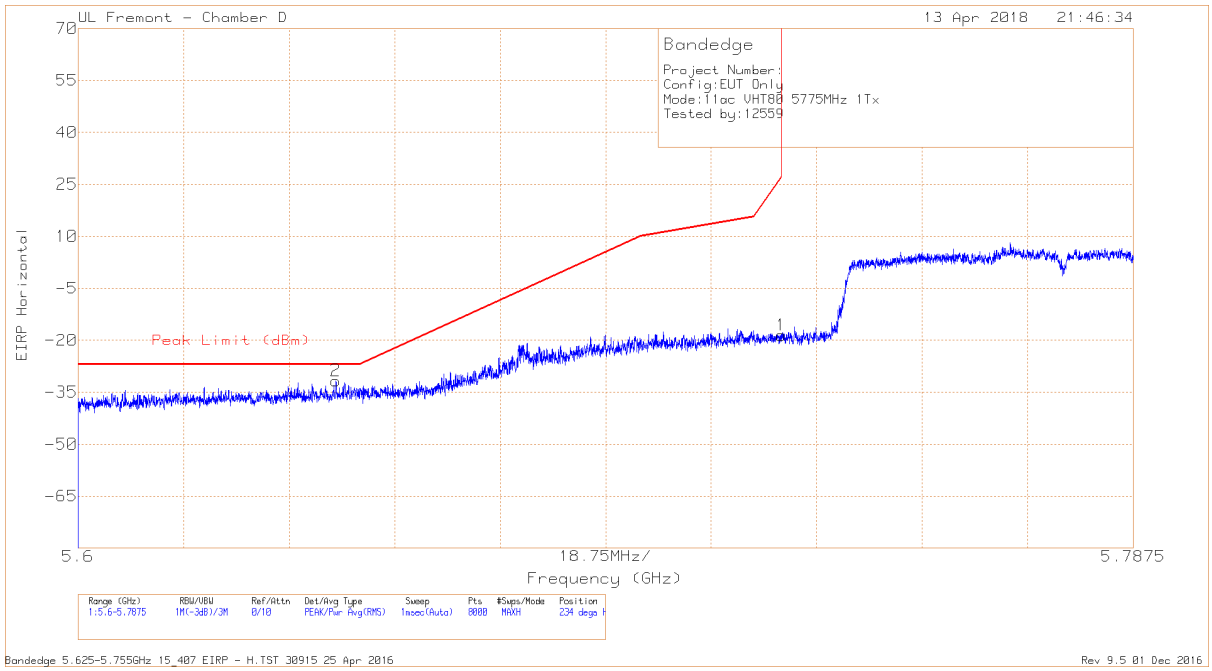

Marker	Frequency (GHz)	Meter Reading (dBm)	Det	AF T136 (dB/m)	Amp/Cbl/Fltr/Pad (dB)	Conversion Factor (dB)	DC Corr (dB)	Corrected Reading EIRP	Peak Limit (dBm)	PK Margin (dB)	Azimuth (Degs)	Height (cm)	Polarity
2	5.646	-61.66	Pk	35.3	-17.1	11.8	0	-31.66	-27	-4.66	234	98	H
1	5.725	-48.88	Pk	35.6	-17.1	11.8	0	-18.58	26.96	-45.54	234	98	H

Pk - Peak detector

UL VERIFICATION SERVICES INC.
47173 BENICIA STREET, FREMONT, CA 94538, USA TEL: (510) 771-1000 FAX: (510) 661-0888
This report shall not be reproduced except in full, without the written approval of UL Verification Services Inc.

VERTICAL RESULT

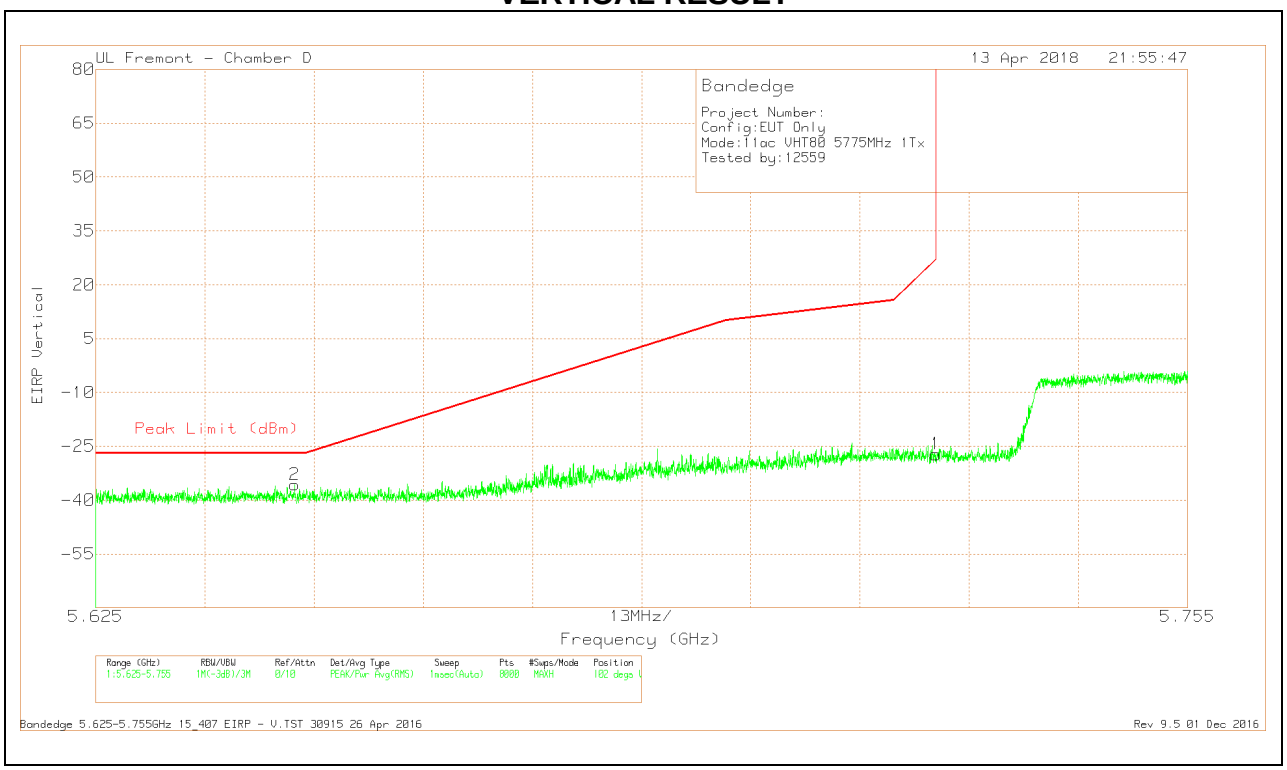

Marker	Frequency (GHz)	Meter Reading (dBm)	Det	AF T136 (dB/m)	Amp/Cbl/Fltr/Pad (dB)	Conversion Factor (dB)	DC Corr (dB)	Corrected Reading EIRP	Peak Limit (dBm)	PK Margin (dB)	Azimuth (Degs)	Height (cm)	Polarity
2	5.649	-65.68	Pk	35.3	-17.1	11.8	0	-35.68	-27	-8.68	102	295	V
1	5.725	-57.55	Pk	35.6	-17.1	11.8	0	-27.25	27	-54.25	102	295	V

Pk - Peak detector

UL VERIFICATION SERVICES INC.
47173 BENICIA STREET, FREMONT, CA 94538, USA TEL: (510) 771-1000 FAX: (510) 661-0888
This report shall not be reproduced except in full, without the written approval of UL Verification Services Inc.

BANDEDGE (CHANNEL 155 HIGH EDGE)

HORIZONTAL RESULT

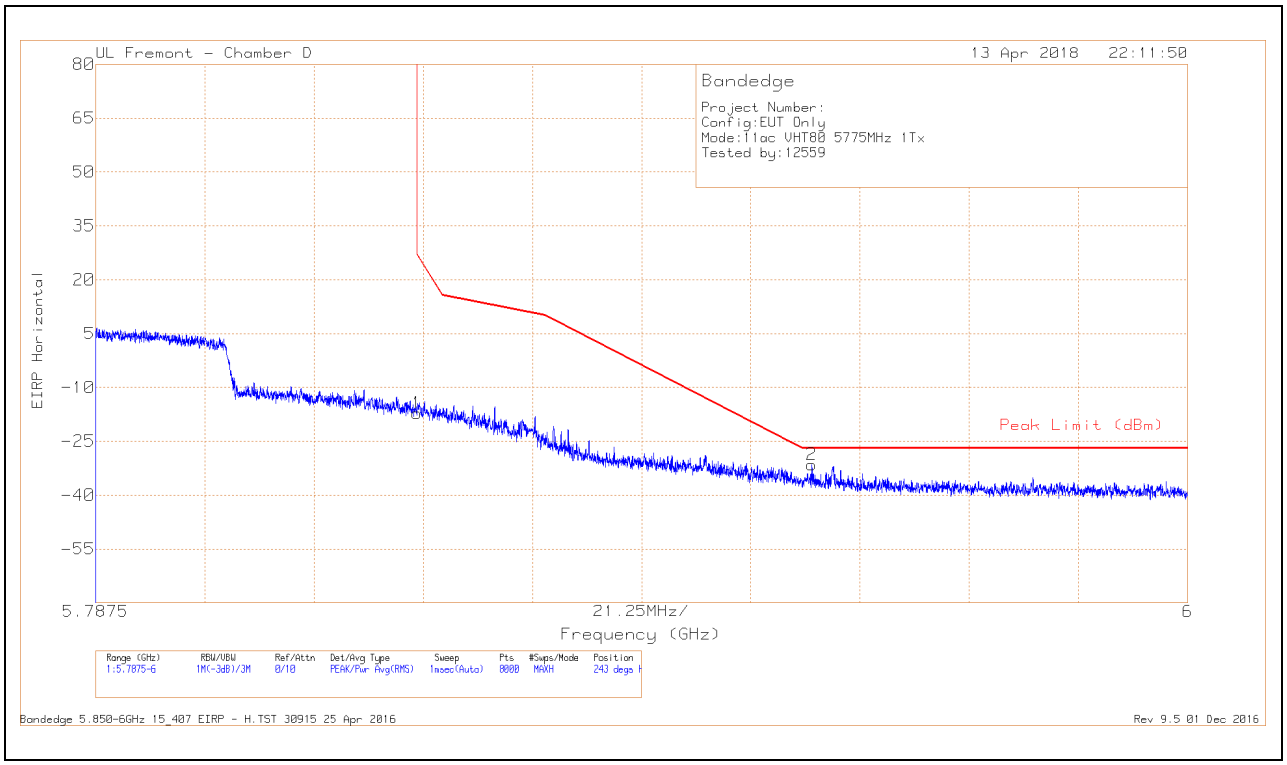

Marker	Frequency (GHz)	Meter Reading (dBm)	Det	AF T136 (dB/m)	Amp/Cbl/Fltr/Pad (dB)	Conversion Factor (dB)	DC Corr (dB)	Corrected Reading EIRP	Peak Limit (dBm)	PK Margin (dB)	Azimuth (Degs)	Height (cm)	Polarity
1	5.85	-47.8	Pk	35.8	-17	11.8	0	-17.2	26.98	-44.18	243	116	H
2	5.927	-62.22	Pk	35.8	-16.9	11.8	0	-31.52	-27	-4.52	243	116	H

Pk - Peak detector

UL VERIFICATION SERVICES INC.
47173 BENICIA STREET, FREMONT, CA 94538, USA TEL: (510) 771-1000 FAX: (510) 661-0888
This report shall not be reproduced except in full, without the written approval of UL Verification Services Inc.

VERTICAL RESULT

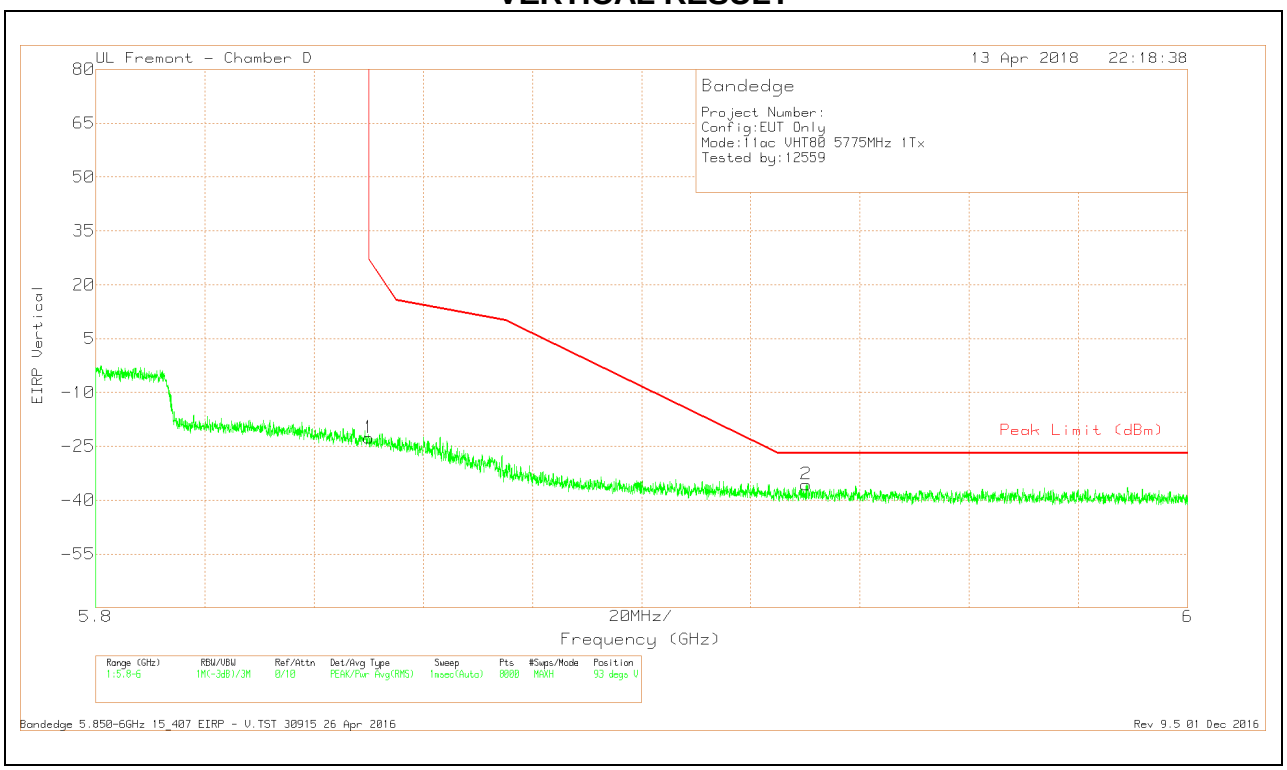

Marker	Frequency (GHz)	Meter Reading (dBm)	Det	AF T136 (dB/m)	Amp/Cbl/Fltr/Pad (dB)	Conversion Factor (dB)	DC Corr (dB)	Corrected Reading EIRP	Peak Limit (dBm)	PK Margin (dB)	Azimuth (Degs)	Height (cm)	Polarity
1	5.85	-53.21	Pk	35.8	-17	11.8	0	-22.61	26.99	-49.6	93	217	V
2	5.93	-66.31	Pk	35.8	-16.9	11.8	0	-35.61	-27	-8.61	93	217	V

Pk - Peak detector

UL VERIFICATION SERVICES INC.
47173 BENICIA STREET, FREMONT, CA 94538, USA TEL: (510) 771-1000 FAX: (510) 661-0888
This report shall not be reproduced except in full, without the written approval of UL Verification Services Inc.

1TX Antenna 5 MODE

BANDEDGE (CHANNEL 155 LOW EDGE)

HORIZONTAL RESULT

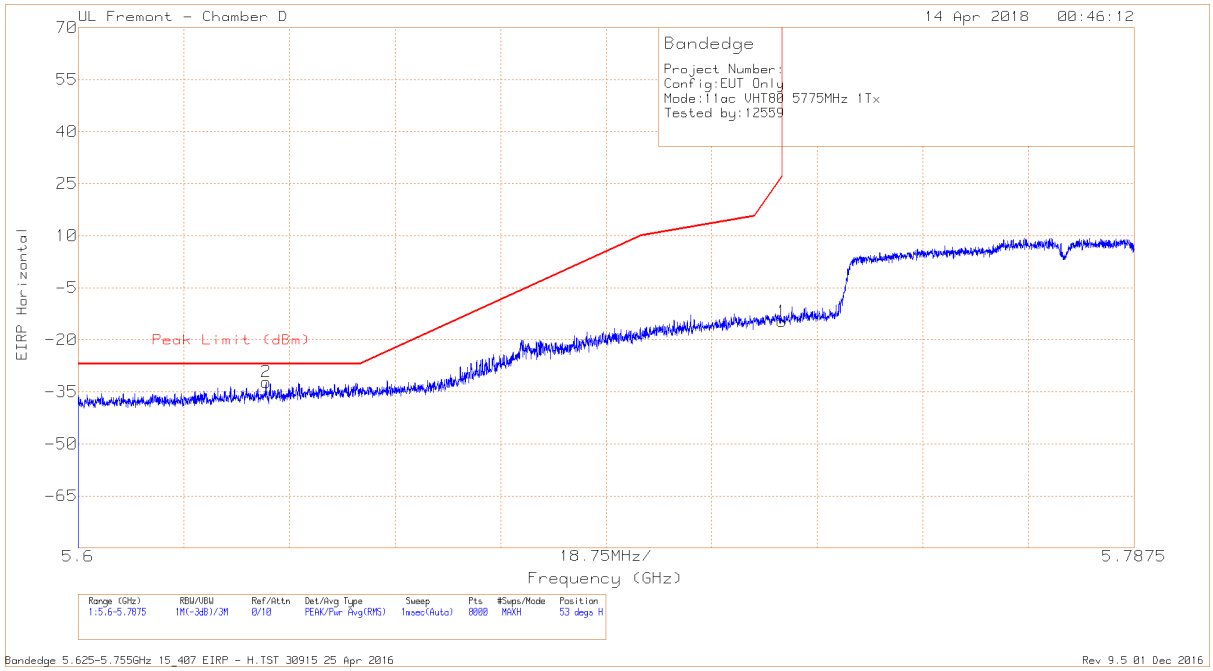

Marker	Frequency (GHz)	Meter Reading (dBm)	Det	AF T136 (dB/m)	Amp/Cbl/Fltr/Pad (dB)	Conversion Factor (dB)	DC Corr (dB)	Corrected Reading EIRP	Peak Limit (dBm)	PK Margin (dB)	Azimuth (Degs)	Height (cm)	Polarity
2	5.633	-62.18	Pk	35.3	-17.1	11.8	0	-32.18	-27	-5.18	53	190	H
1	5.725	-45.01	Pk	35.6	-17.1	11.8	0	-14.71	26.96	-41.67	53	190	H

Pk - Peak detector

UL VERIFICATION SERVICES INC.
47173 BENICIA STREET, FREMONT, CA 94538, USA TEL: (510) 771-1000 FAX: (510) 661-0888
This report shall not be reproduced except in full, without the written approval of UL Verification Services Inc.

VERTICAL RESULT

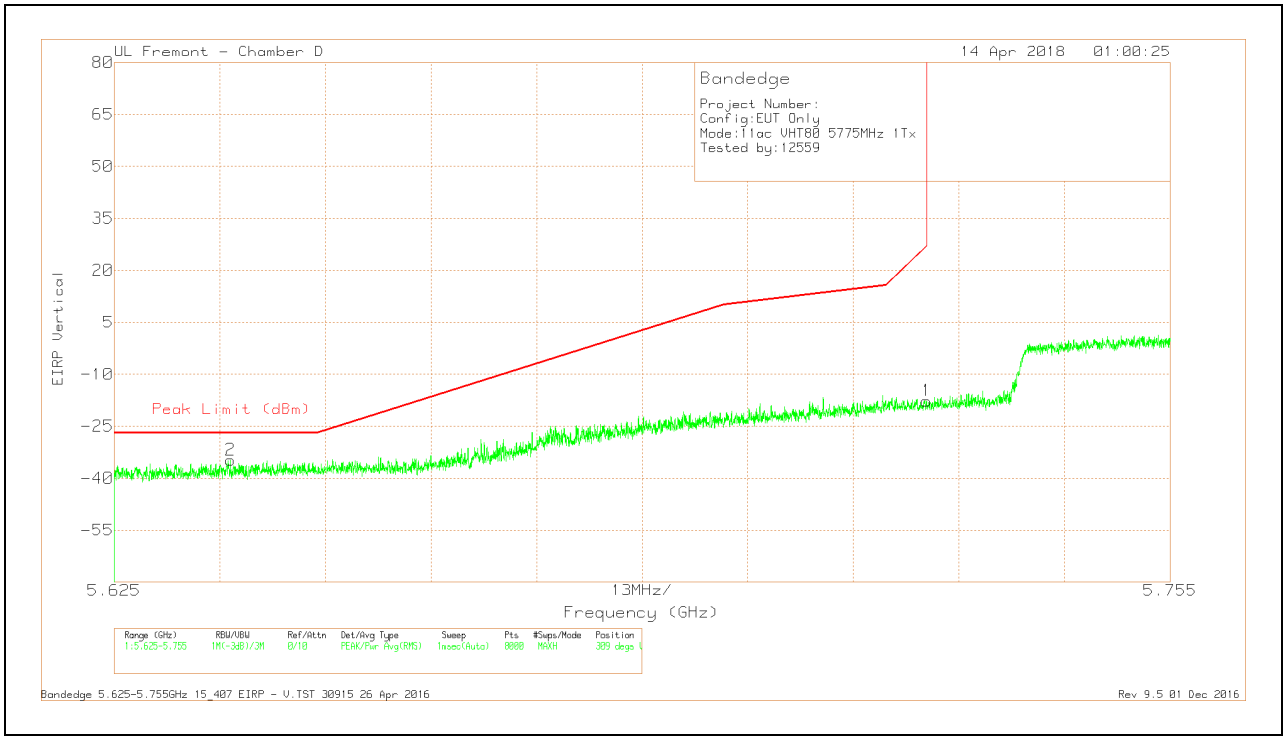

Marker	Frequency (GHz)	Meter Reading (dBm)	Det	AF T136 (dB/m)	Amp/Cbl/Fltr/Pad (dB)	Conversion Factor (dB)	DC Corr (dB)	Corrected Reading EIRP	Peak Limit (dBm)	PK Margin (dB)	Azimuth (Degs)	Height (cm)	Polarity
2	5.639	-64.72	Pk	35.3	-17.1	11.8	0	-34.72	-27	-7.72	309	134	V
1	5.725	-47.96	Pk	35.6	-17.1	11.8	0	-17.66	27	-44.66	309	134	V

Pk - Peak detector

UL VERIFICATION SERVICES INC.
47173 BENICIA STREET, FREMONT, CA 94538, USA TEL: (510) 771-1000 FAX: (510) 661-0888
This report shall not be reproduced except in full, without the written approval of UL Verification Services Inc.

BANDEDGE (CHANNEL 155 HIGH EDGE)

HORIZONTAL RESULT

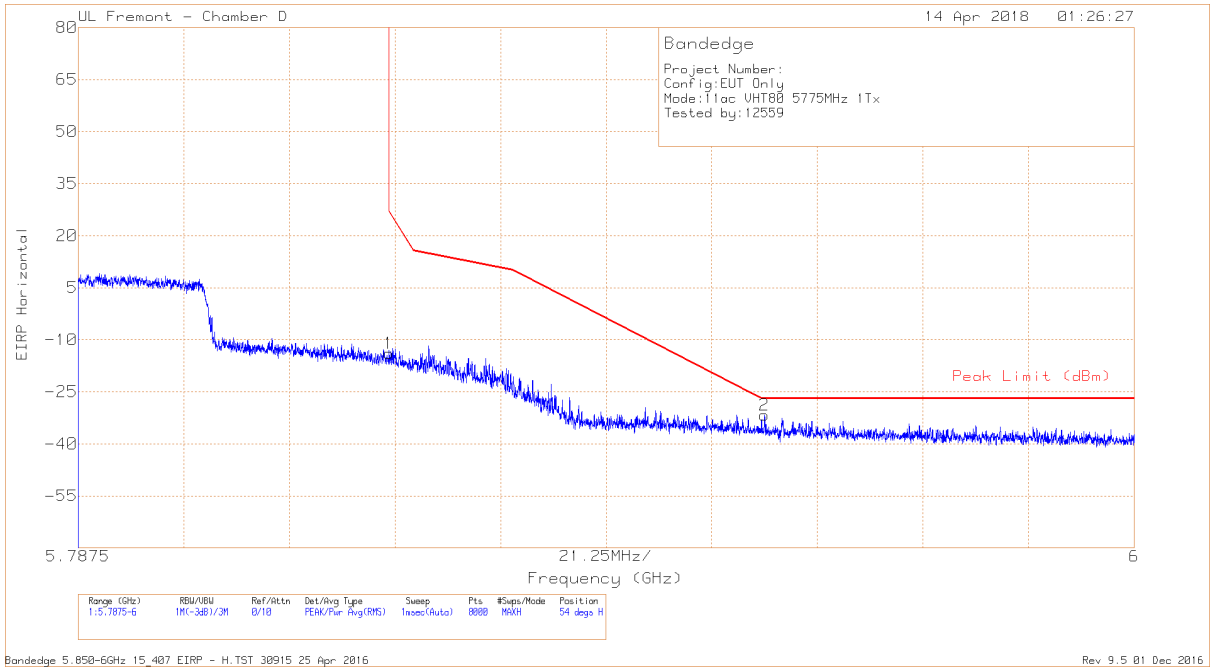

Marker	Frequency (GHz)	Meter Reading (dBm)	Det	AF T136 (dB/m)	Amp/Cbl/Fltr/Pad (dB)	Conversion Factor (dB)	DC Corr (dB)	Corrected Reading EIRP	Peak Limit (dBm)	PK Margin (dB)	Azimuth (Degs)	Height (cm)	Polarity
1	5.85	-44.59	Pk	35.8	-17	11.8	0	-13.99	26.98	-40.97	54	207	H
2	5.926	-62.34	Pk	35.8	-17	11.8	0	-31.74	-27	-4.74	54	207	H

Pk - Peak detector

UL VERIFICATION SERVICES INC.
47173 BENICIA STREET, FREMONT, CA 94538, USA TEL: (510) 771-1000 FAX: (510) 661-0888
This report shall not be reproduced except in full, without the written approval of UL Verification Services Inc.

VERTICAL RESULT

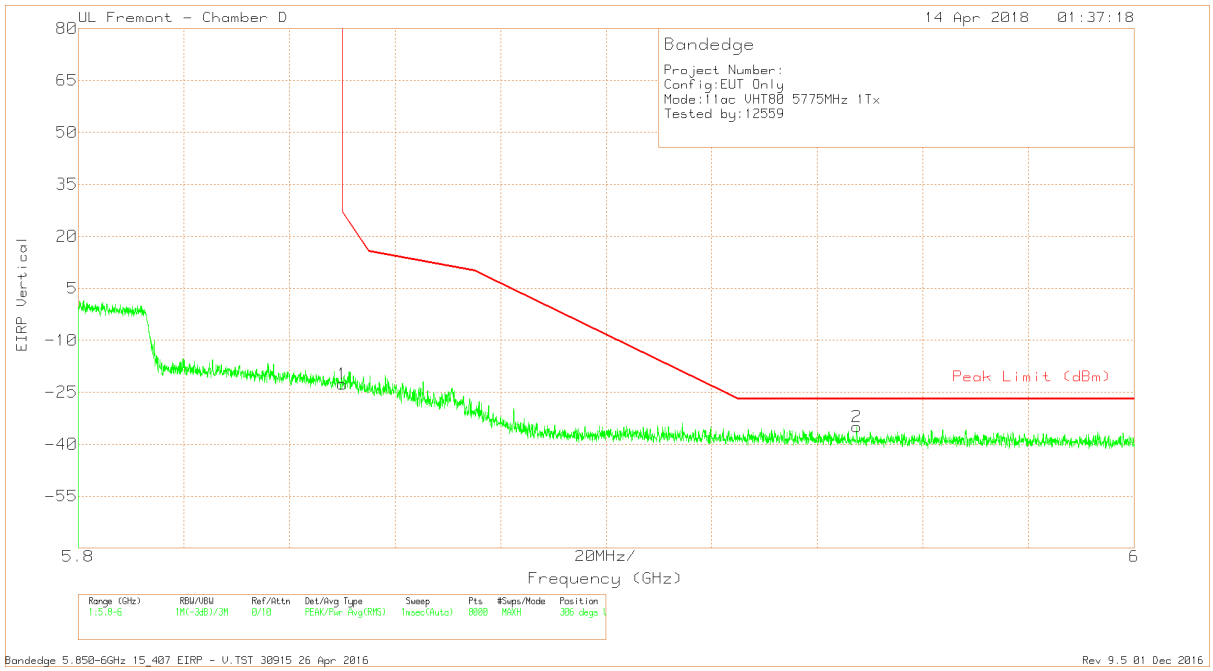

Marker	Frequency (GHz)	Meter Reading (dBm)	Det	AF T136 (dB/m)	Amp/Cbl/Fltr/Pad (dB)	Conversion Factor (dB)	DC Corr (dB)	Corrected Reading EIRP	Peak Limit (dBm)	PK Margin (dB)	Azimuth (Degs)	Height (cm)	Polarity
1	5.85	-53.26	Pk	35.8	-17	11.8	0	-22.66	26.99	-49.65	306	215	V
2	5.947	-65.56	Pk	35.8	-17	11.8	0	-34.96	-27	-7.96	306	215	V

Pk - Peak detector

UL VERIFICATION SERVICES INC.
47173 BENICIA STREET, FREMONT, CA 94538, USA TEL: (510) 771-1000 FAX: (510) 661-0888
This report shall not be reproduced except in full, without the written approval of UL Verification Services Inc.

2TX Antenna 6 + Antenna 5 CDD MODE

BANDEDGE (CHANNEL 155 LOW EDGE)

HORIZONTAL RESULT

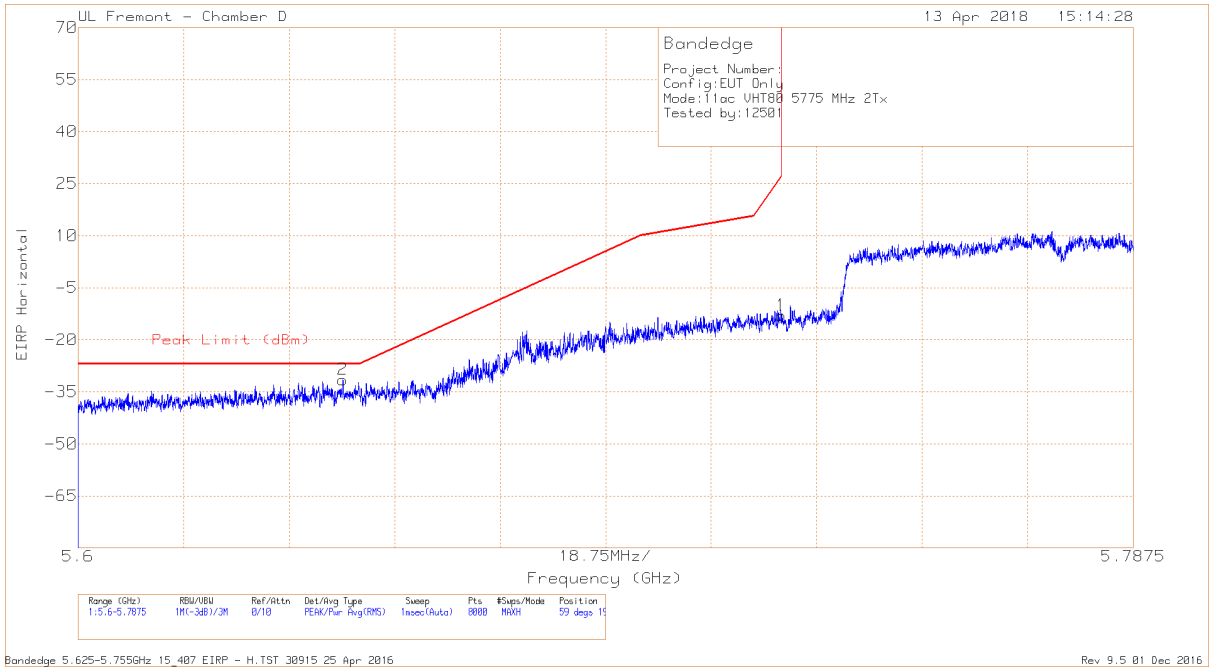

Marker	Frequency (GHz)	Meter Reading (dBm)	Det	AF T136 (dB/m)	Amp/Cbl/Fltr/Pad (dB)	Conversion Factor (dB)	DC Corr (dB)	Corrected Reading EIRP	Peak Limit (dBm)	PK Margin (dB)	Azimuth (Degs)	Height (cm)	Polarity
2	5.647	-61.46	Pk	35.3	-17.1	11.8	0	-31.46	-27	-4.46	59	191	H
1	5.725	-43.31	Pk	35.6	-17.1	11.8	0	-13.01	26.96	-39.97	59	191	H

Pk - Peak detector

UL VERIFICATION SERVICES INC.
47173 BENICIA STREET, FREMONT, CA 94538, USA TEL: (510) 771-1000 FAX: (510) 661-0888
This report shall not be reproduced except in full, without the written approval of UL Verification Services Inc.

VERTICAL RESULT

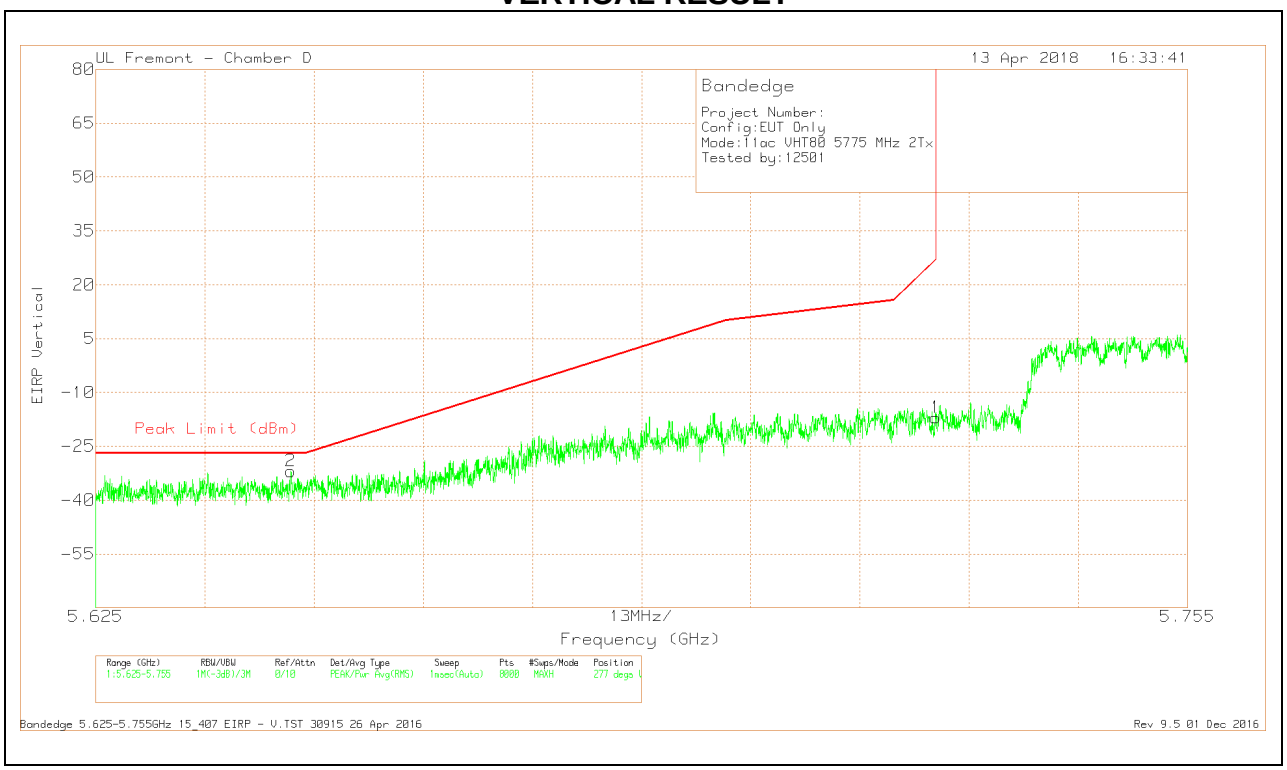

Marker	Frequency (GHz)	Meter Reading (dBm)	Det	AF T136 (dB/m)	Amp/Cbl/Fltr/Pad (dB)	Conversion Factor (dB)	DC Corr (dB)	Corrected Reading EIRP	Peak Limit (dBm)	PK Margin (dB)	Azimuth (Degs)	Height (cm)	Polarity
2	5.648	-61.94	Pk	35.3	-17.1	11.8	0	-31.94	-27	-4.94	277	127	V
1	5.725	-47.32	Pk	35.6	-17.1	11.8	0	-17.02	27	-44.02	277	127	V

Pk - Peak detector

UL VERIFICATION SERVICES INC.
47173 BENICIA STREET, FREMONT, CA 94538, USA TEL: (510) 771-1000 FAX: (510) 661-0888
This report shall not be reproduced except in full, without the written approval of UL Verification Services Inc.

BANDEDGE (CHANNEL 155 HIGH EDGE)

HORIZONTAL RESULT

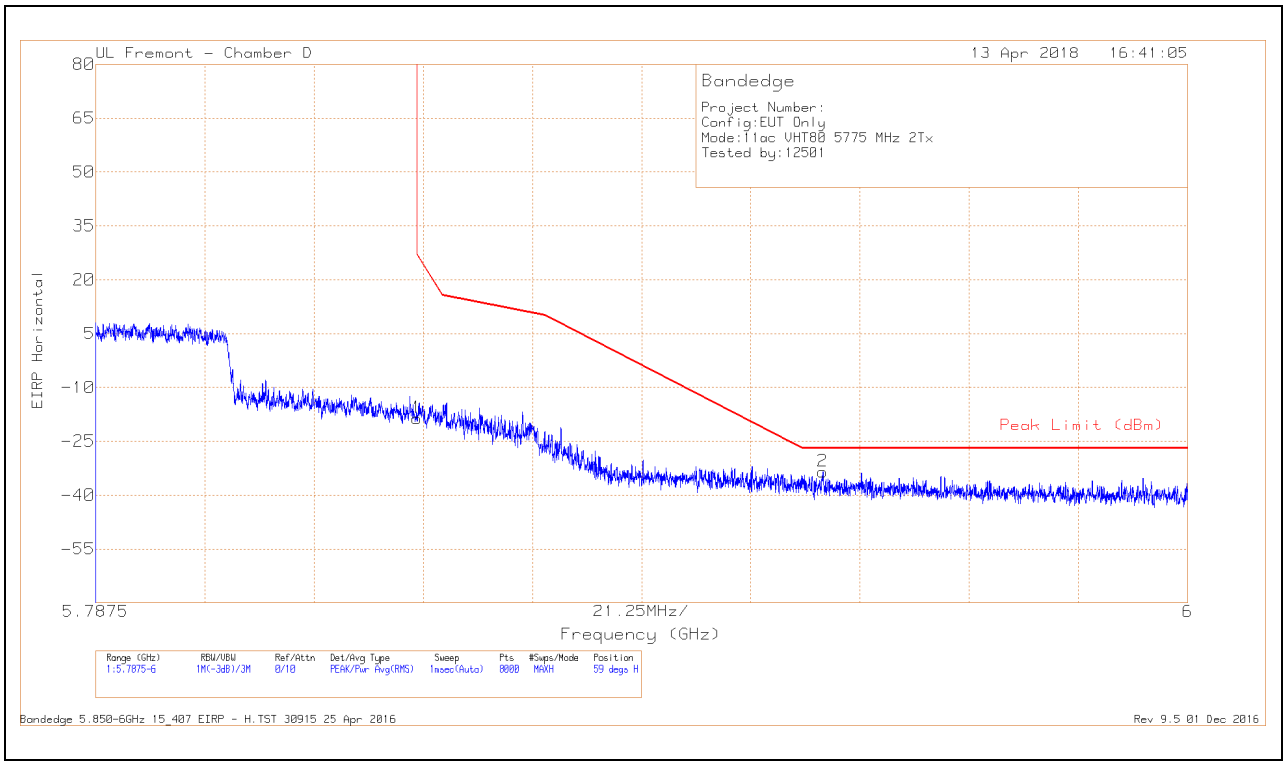

Marker	Frequency (GHz)	Meter Reading (dBm)	Det	AF T136 (dB/m)	Amp/Cbl/Fltr/Pad (dB)	Conversion Factor (dB)	DC Corr (dB)	Corrected Reading EIRP	Peak Limit (dBm)	PK Margin (dB)	Azimuth (Degs)	Height (cm)	Polarity
1	5.85	-49.16	Pk	35.8	-17	11.8	0	-18.56	26.98	-45.54	59	171	H
2	5.929	-64.13	Pk	35.8	-16.9	11.8	0	-33.43	-27	-6.43	59	171	H

Pk - Peak detector

UL VERIFICATION SERVICES INC.
47173 BENICIA STREET, FREMONT, CA 94538, USA TEL: (510) 771-1000 FAX: (510) 661-0888
This report shall not be reproduced except in full, without the written approval of UL Verification Services Inc.

VERTICAL RESULT

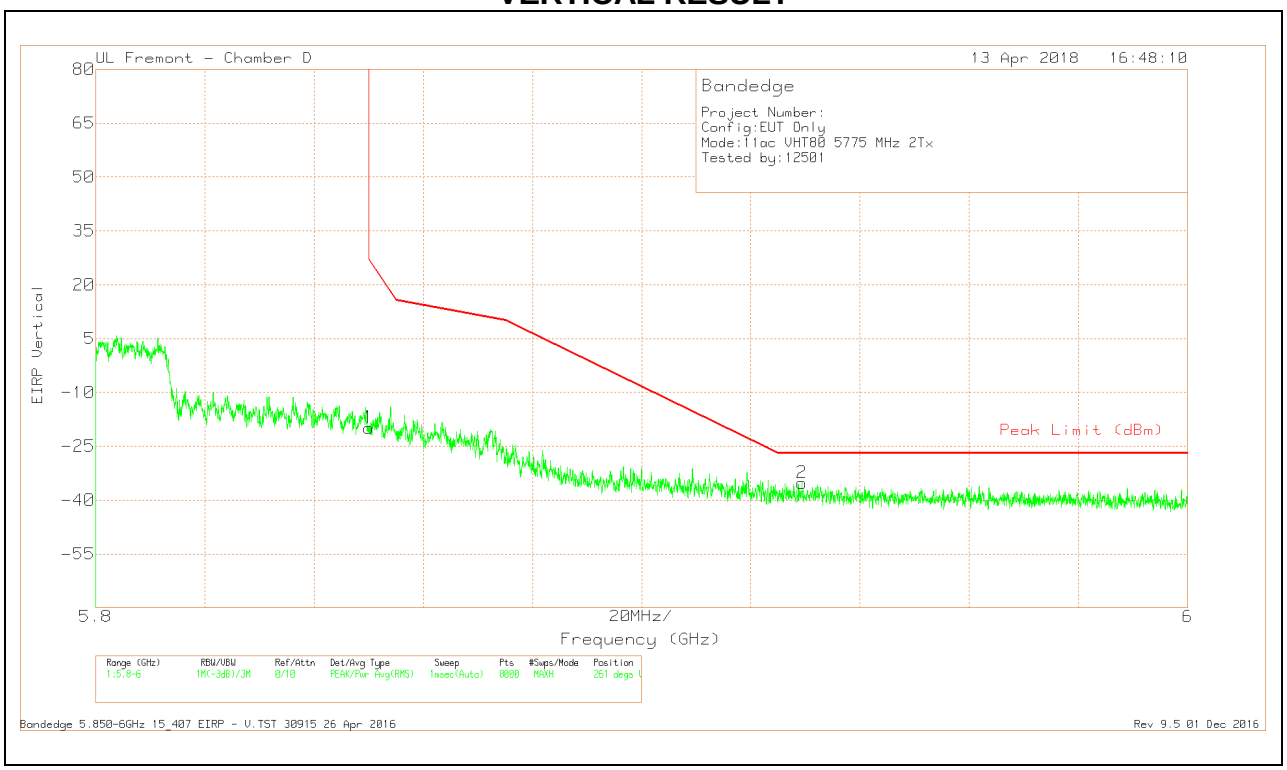

Marker	Frequency (GHz)	Meter Reading (dBm)	Det	AF T136 (dB/m)	Amp/Cbl/Fltr/Pad (dB)	Conversion Factor (dB)	DC Corr (dB)	Corrected Reading EIRP	Peak Limit (dBm)	PK Margin (dB)	Azimuth (Degs)	Height (cm)	Polarity
1	5.85	-50.45	Pk	35.8	-17	11.8	0	-19.85	26.99	-46.84	261	101	V
2	5.929	-65.91	Pk	35.8	-16.9	11.8	0	-35.21	-27	-8.21	261	101	V

Pk - Peak detector

UL VERIFICATION SERVICES INC.
47173 BENICIA STREET, FREMONT, CA 94538, USA TEL: (510) 771-1000 FAX: (510) 661-0888
This report shall not be reproduced except in full, without the written approval of UL Verification Services Inc.

HARMONICS AND SPURIOUS EMISSIONS

MID CHANNEL RESULTS

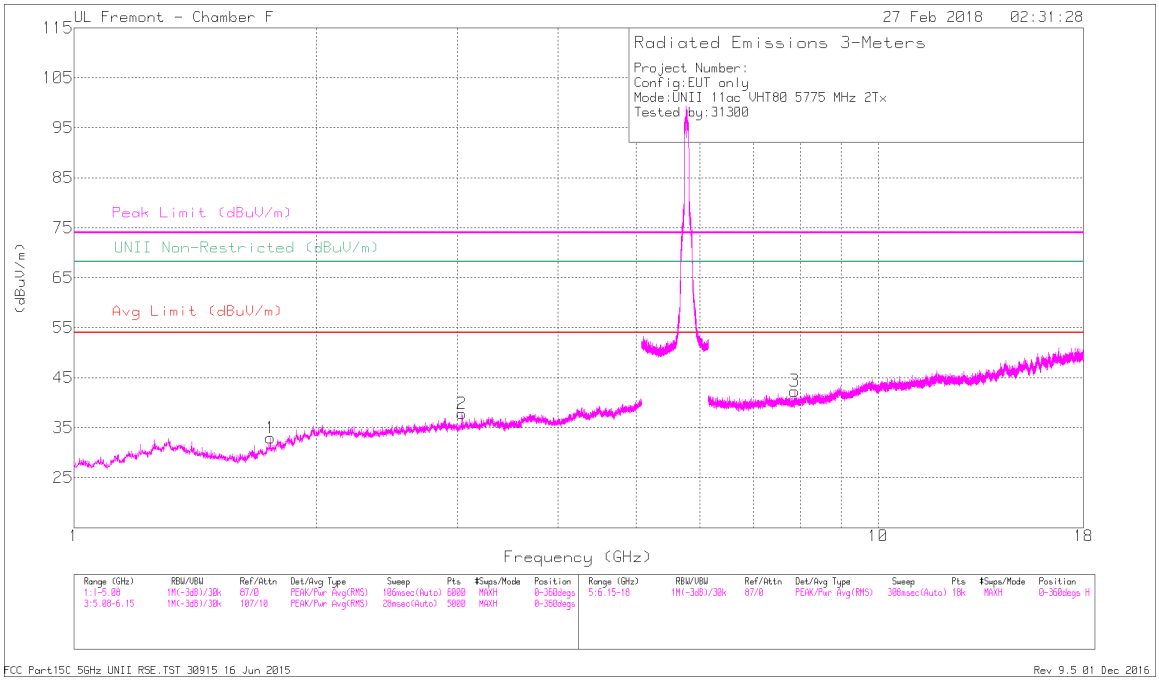

HORIZONTAL

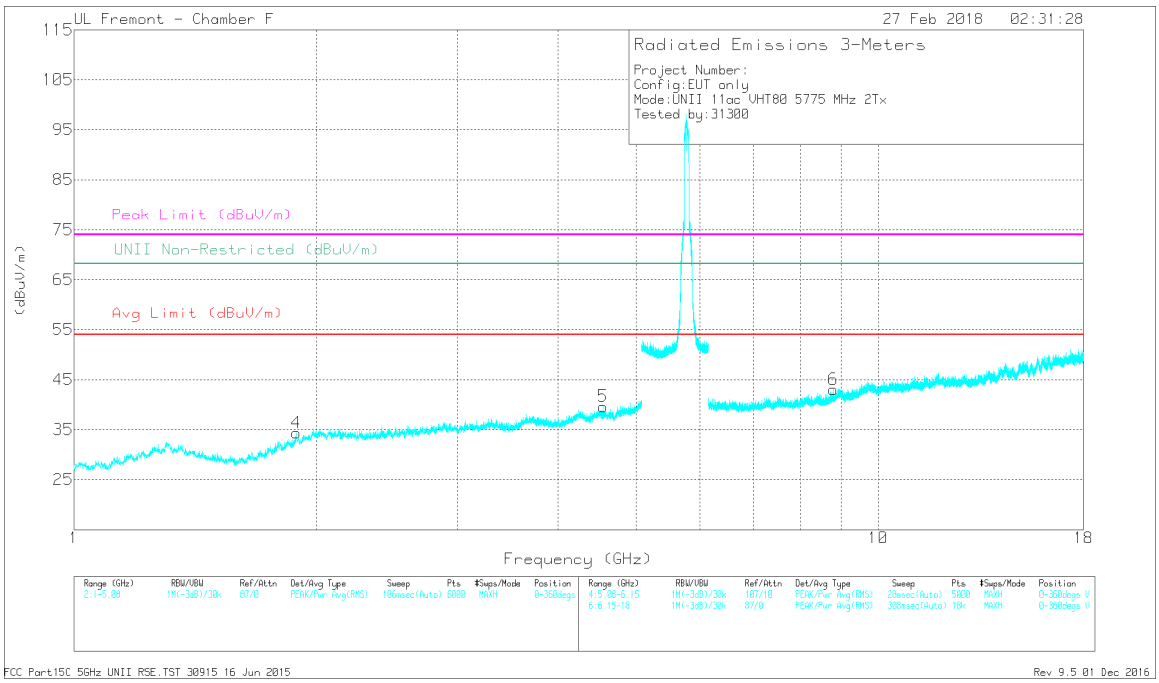

VERTICAL

UL VERIFICATION SERVICES INC.
47173 BENICIA STREET, FREMONT, CA 94538, USA TEL: (510) 771-1000 FAX: (510) 661-0888
This report shall not be reproduced except in full, without the written approval of UL Verification Services Inc.

RADIATED EMISSIONS

Marker	Frequency (GHz)	Meter Reading (dBuV)	Det	AF T119 (dB/m)	Amp/Cbl/Fltr/Pad (dB)	DC Corr (dB)	Corrected Reading (dBuV/m)	Avg Limit (dBuV/m)	Margin (dB)	Peak Limit (dBuV/m)	PK Margin (dB)	UNII Non-Restricted (dBuV/m)	PK Margin (dB)	Azimuth (Degs)	Height (cm)	Polarity
1	1.756	40.59	PK-U	29.2	-30.9	0	38.89	-	-	-	-	68.2	-29.31	342	237	H
2	3.038	40.17	PK-U	32.9	-29.6	0	43.47	-	-	-	-	68.2	-24.73	97	253	H
4	1.893	40.9	PK-U	31.1	-30.8	0	41.2	-	-	-	-	68.2	-27	299	291	V
5	* 4.553	39.17	PK-U	34.1	-28.1	0	45.17	-	-	74	-28.83	-	-	9	286	V
	* 4.553	27.76	ADR	34.1	-28.1	.19	33.95	54	-20.05	-	-	-	-	9	286	V
3	7.869	36.29	PK-U	35.9	-24.5	0	47.69	-	-	-	-	68.2	-20.51	103	201	H
6	8.797	35.8	PK-U	36.4	-23.2	0	49	-	-	-	-	68.2	-19.2	309	171	V

* - indicates frequency in CFR47 Pt 15 / IC RSS-Restricted Band
PK-U - U-NII: Maximum Peak
ADR - U-NII AD primary method, RMS average

UL VERIFICATION SERVICES INC.
47173 BENICIA STREET, FREMONT, CA 94538, USA TEL: (510) 771-1000 FAX: (510) 661-0888
This report shall not be reproduced except in full, without the written approval of UL Verification Services Inc.

9.2. Worst Case Below 1 GHz

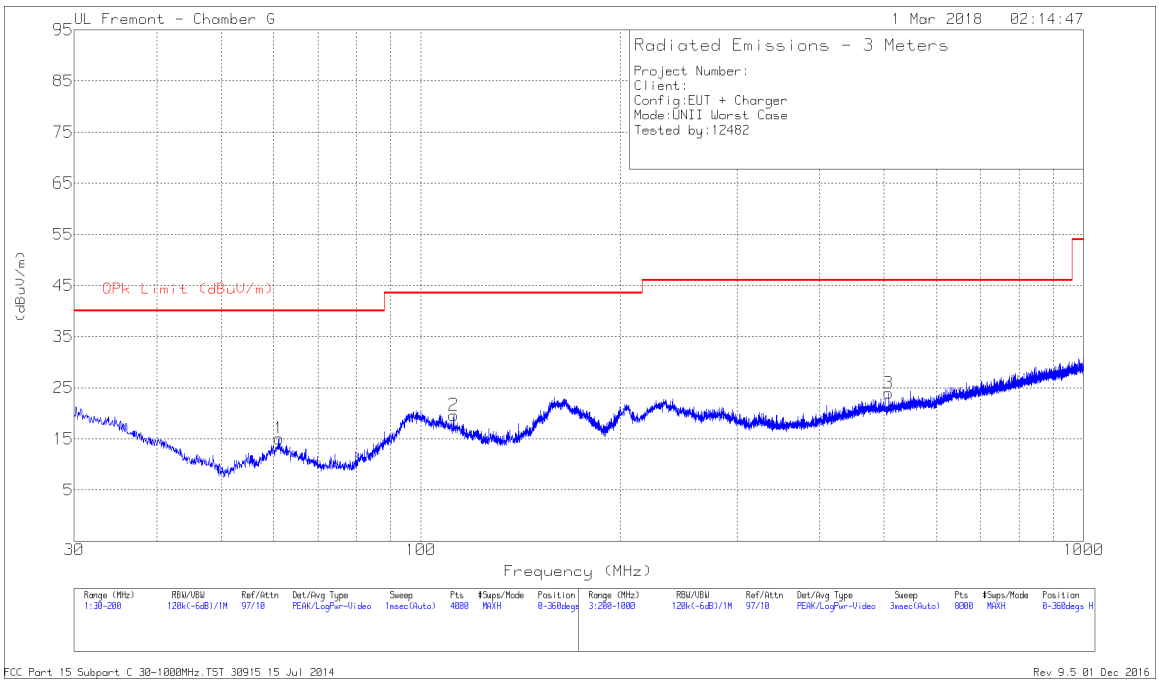

HORIZONTAL

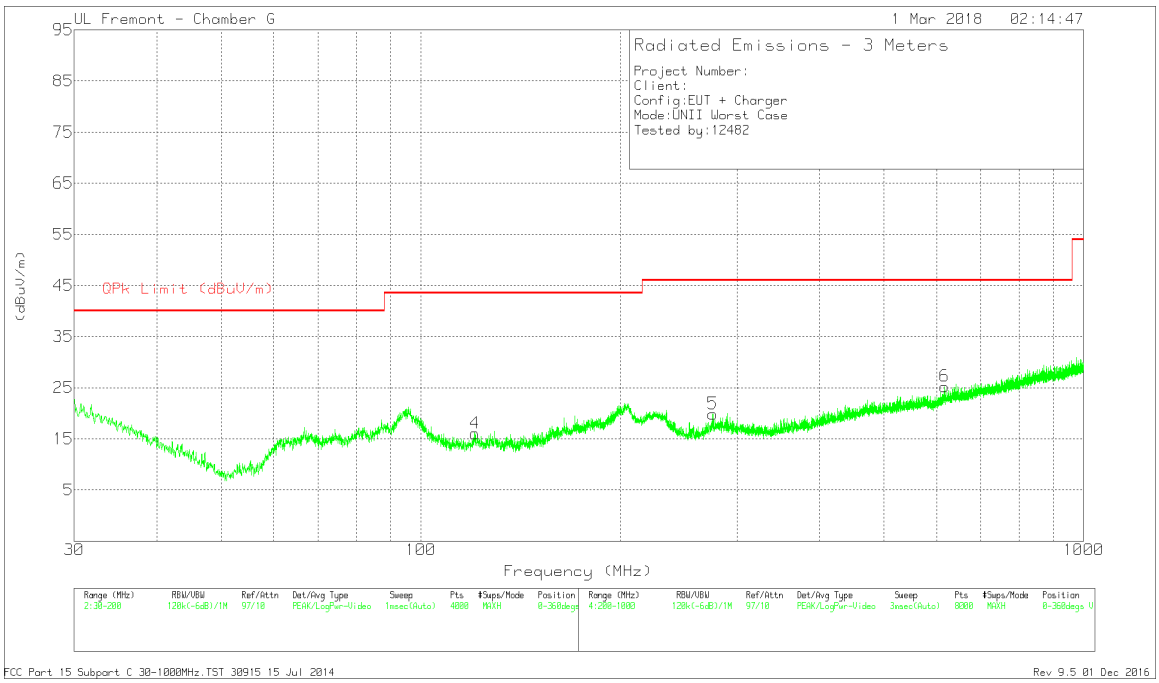

VERTICAL

UL VERIFICATION SERVICES INC.
47173 BENICIA STREET, FREMONT, CA 94538, USA TEL: (510) 771-1000 FAX: (510) 661-0888
This report shall not be reproduced except in full, without the written approval of UL Verification Services Inc.

Below 1GHz DATA

Marker	Frequency (MHz)	Meter Reading (dBuV)	Det	AF T407 (dB/m)	Amp Cbl (dB)	Corrected Reading (dBuV/m)	QPk Limit (dBuV/m)	Margin (dB)	Azimuth (Degs)	Height (cm)	Polarity
2	* 112.1313	33.03	Pk	16.9	-30.3	19.63	43.52	-23.89	0-360	300	H
4	* 120.8035	28.56	Pk	17.7	-30.2	16.06	43.52	-27.46	0-360	100	V
5	* 275.9099	31.79	Pk	17.2	-29.1	19.89	46.02	-26.13	0-360	100	V
1	61.0755	34.37	Pk	11.6	-30.9	15.07	40	-24.93	0-360	400	H
3	507.94	29.84	Pk	21.8	-27.7	23.94	46.02	-22.08	0-360	300	H
6	616.9542	29.46	Pk	23.2	-27.4	25.26	46.02	-20.76	0-360	300	V

UL VERIFICATION SERVICES INC.
47173 BENICIA STREET, FREMONT, CA 94538, USA TEL: (510) 771-1000 FAX: (510) 661-0888
This report shall not be reproduced except in full, without the written approval of UL Verification Services Inc.

9.3. Worst Case 18-26 GHz

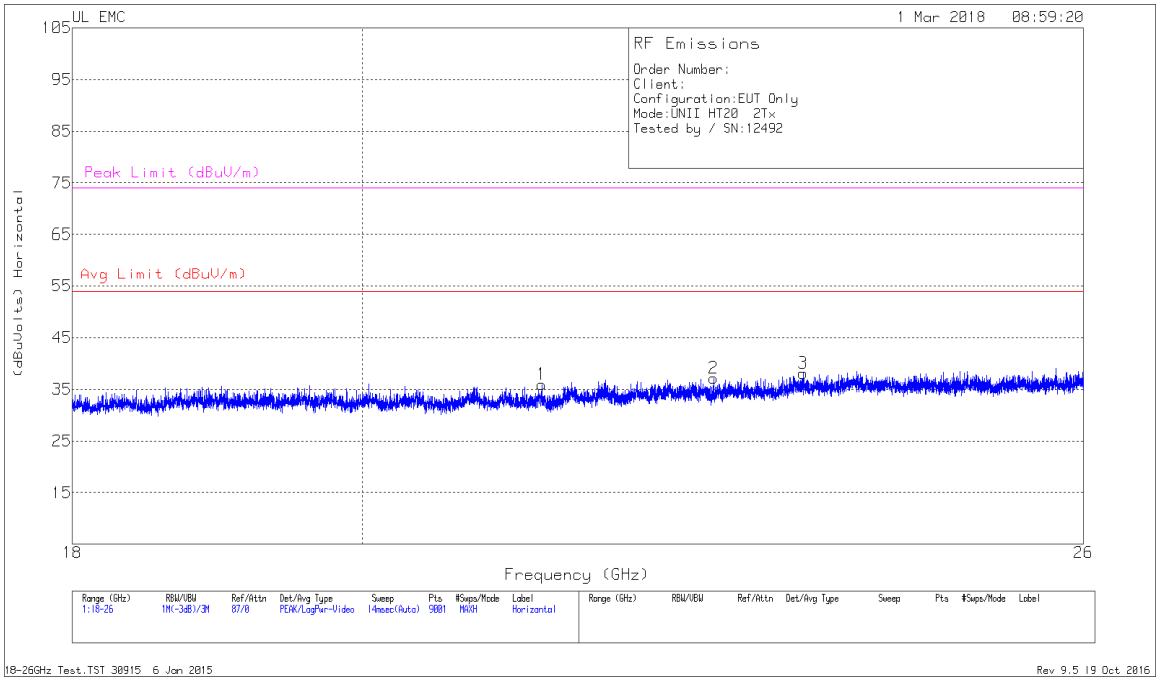

HORIZONTAL

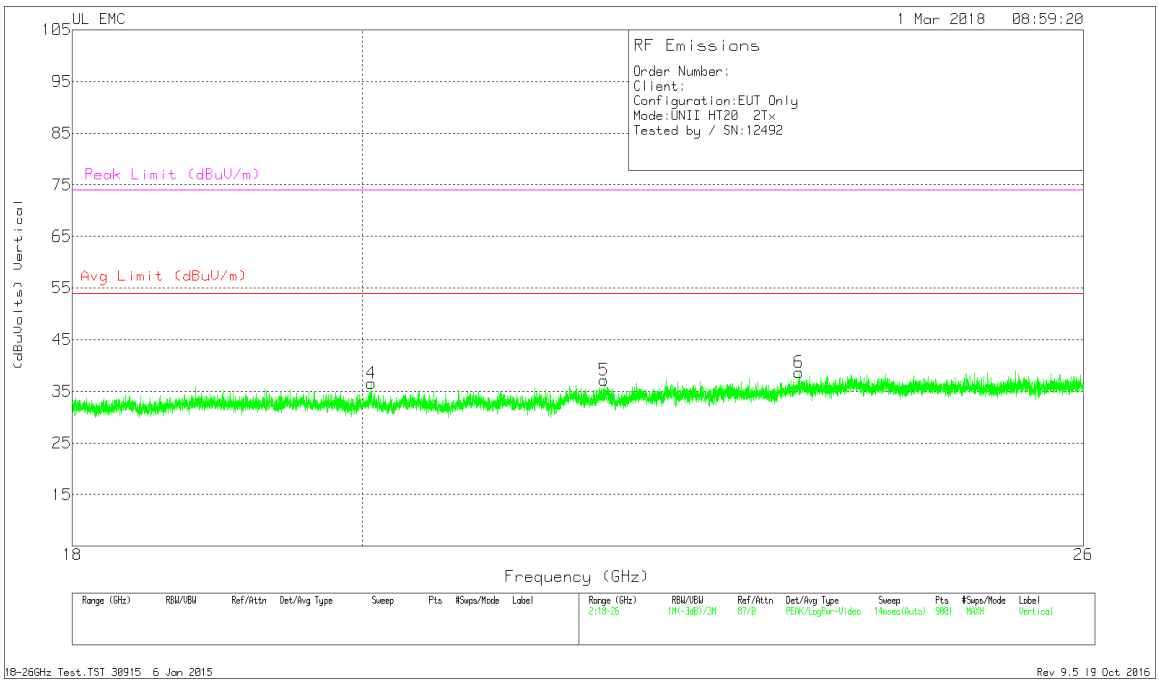

VERTICAL

UL VERIFICATION SERVICES INC.
47173 BENICIA STREET, FREMONT, CA 94538, USA TEL: (510) 771-1000 FAX: (510) 661-0888
This report shall not be reproduced except in full, without the written approval of UL Verification Services Inc.

18 – 26GHz DATA

Marker	Frequency (GHz)	Meter Reading (dBuV)	Det	T449 AF (dB/m)	Amp/Cbl (dB)	Dist Corr (dB)	Corrected Reading (dBuVolts)	Avg Limit (dBuV/m)	Margin (dB)	Peak Limit (dBuV/m)	PK Margin (dB)
1	21.35	37.82	Pk	33.1	-25.5	-9.5	35.92	54	-18.08	74	-38.08
2	22.726	38.56	Pk	33.4	-25.3	-9.5	37.16	54	-16.84	74	-36.84
3	23.478	37.99	Pk	34	-24.4	-9.5	38.09	54	-15.91	74	-35.91
4	20.067	38.28	Pk	32.8	-25	-9.5	36.58	54	-17.42	74	-37.42
5	21.84	38.26	Pk	33.3	-24.9	-9.5	37.16	54	-16.84	74	-36.84
6	23.444	38.87	Pk	33.9	-24.6	-9.5	38.67	54	-15.33	74	-35.33

UL VERIFICATION SERVICES INC.
47173 BENICIA STREET, FREMONT, CA 94538, USA TEL: (510) 771-1000 FAX: (510) 661-0888
This report shall not be reproduced except in full, without the written approval of UL Verification Services Inc.

9.4. Worst Case 26-40 GHz

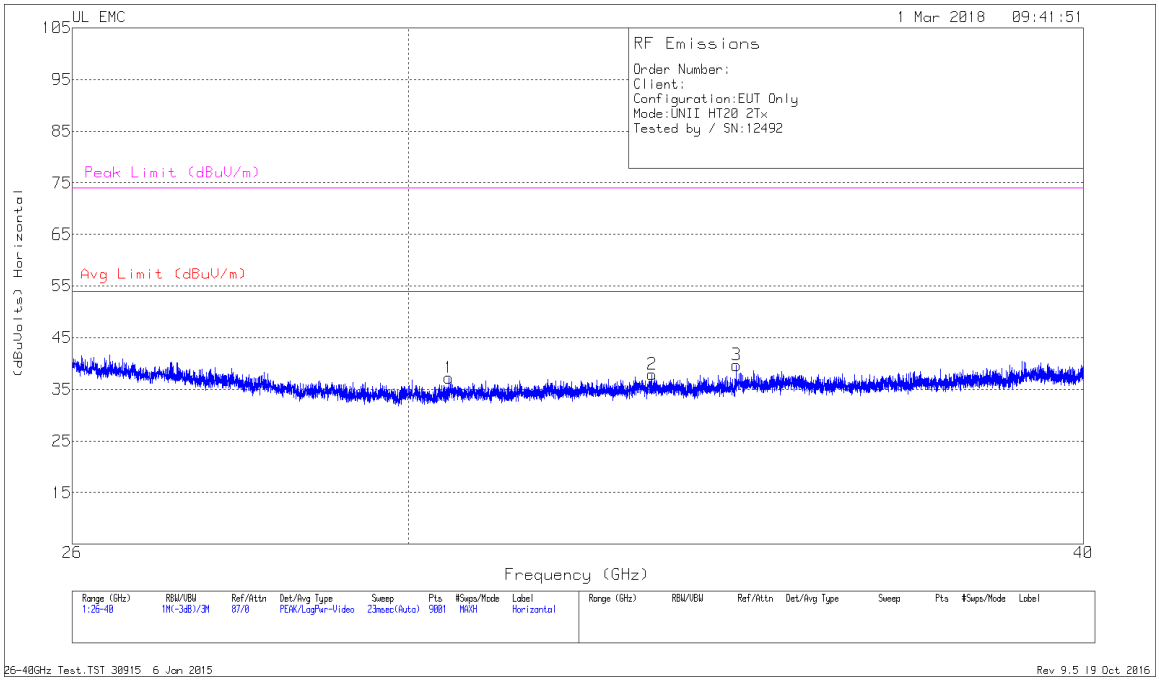

HORIZONTAL

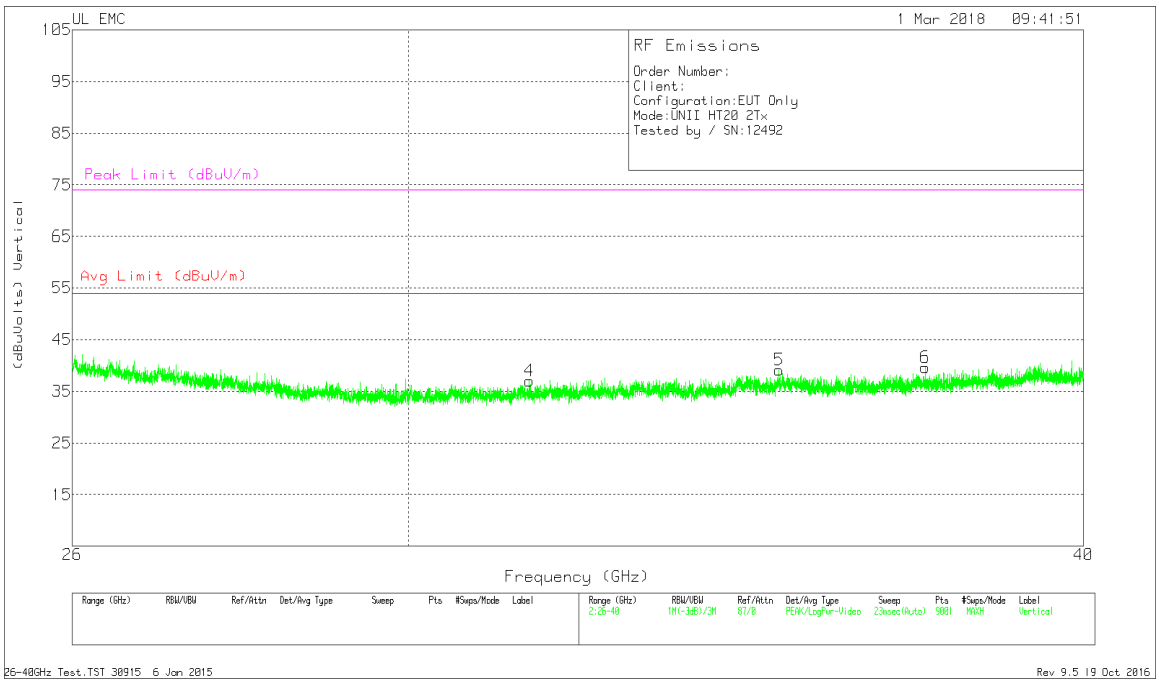

VERTICAL

UL VERIFICATION SERVICES INC.
47173 BENICIA STREET, FREMONT, CA 94538, USA TEL: (510) 771-1000 FAX: (510) 661-0888
This report shall not be reproduced except in full, without the written approval of UL Verification Services Inc.

26 – 40GHz DATA

Marker	Frequency (GHz)	Meter Reading (dBuV)	Det	T90 AF (dB/m)	Amp/Cbl (dB)	Dist Corr (dB)	Corrected Reading (dBuVolts)	Avg Limit (dBuV/m)	Margin (dB)	Peak Limit (dBuV/m)	PK Margin (dB)
1	30.522	43.32	Pk	36	-32.6	-9.5	37.22	54	-16.78	74	-36.78
2	33.282	43.31	Pk	37	-32.9	-9.5	37.91	54	-16.09	74	-36.09
3	34.5	44.77	Pk	37.5	-33.1	-9.5	39.67	54	-14.33	74	-34.33
4	31.586	43.34	Pk	36.3	-33.1	-9.5	37.04	54	-16.96	74	-36.96
5	35.133	44.29	Pk	37.5	-33.2	-9.5	39.09	54	-14.91	74	-34.91
6	37.391	44.92	Pk	37.3	-33.1	-9.5	39.62	54	-14.38	74	-34.38

UL VERIFICATION SERVICES INC.
47173 BENICIA STREET, FREMONT, CA 94538, USA TEL: (510) 771-1000 FAX: (510) 661-0888
This report shall not be reproduced except in full, without the written approval of UL Verification Services Inc.

10. AC POWER LINE CONDUCTED EMISSIONS

LIMITS

FCC §15.207 (a)

Frequency of Emission (MHz)	Conducted Limit (dBuV)	
	Quasi-peak	Average
0.15-0.5	66 to 56 *	56 to 46 *
0.5-5	56	46
5-30	60	50

* Decreases with the logarithm of the frequency.

TEST PROCEDURE

The EUT is placed on a non-conducting table 40 cm from the vertical ground plane and 80 cm above the horizontal ground plane. The EUT is configured in accordance with ANSI C63.10.

The receiver is set to a resolution bandwidth of 9 kHz. Peak detection is used unless otherwise noted as quasi-peak or average.

Line conducted data is recorded for both NEUTRAL and HOT lines.

RESULTS

UL VERIFICATION SERVICES INC.
47173 BENICIA STREET, FREMONT, CA 94538, USA TEL: (510) 771-1000 FAX: (510) 661-0888
This report shall not be reproduced except in full, without the written approval of UL Verification Services Inc.

10.1.1. AC Power Line Host

LINE 1 RESULTS

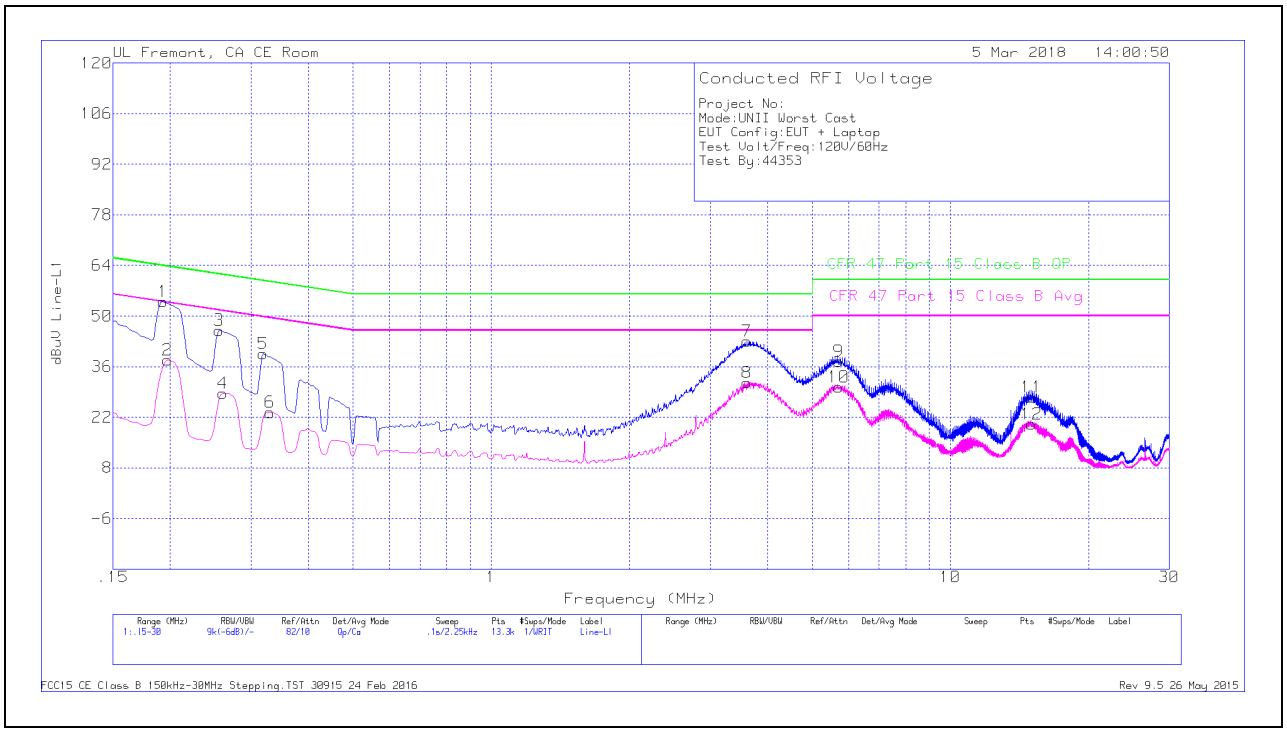

Range 1: Line-L1 .15 - 30MHz

Marker	Frequency (MHz)	Meter Reading (dBuV)	Det	LISN L1	LC Cables C1&C3	Limiter (dB)	Corrected Reading dBuV	CFR 47 Part 15 Class B QP	QP Margin (dB)	CFR 47 Part 15 Class B Avg	Av(CISPR) Margin (dB)
1	.19275	43.89	Qp	0	0	10.1	53.99	63.92	-9.93	-	-
2	.19725	27.67	Ca	0	0	10.1	37.77	-	-	53.73	-15.96
3	.25575	35.98	Qp	0	0	10.1	46.08	61.57	-15.49	-	-
4	.26025	18.58	Ca	0	0	10.1	28.68	-	-	51.42	-22.74
5	.31875	29.41	Qp	0	0	10.1	39.51	59.74	-20.23	-	-
6	.33	13.22	Ca	0	0	10.1	23.32	-	-	49.45	-26.13
7	3.606	32.81	Qp	0	.1	10.1	43.01	56	-12.99	-	-
8	3.606	21.45	Ca	0	.1	10.1	31.65	-	-	46	-14.35
9	5.712	27.01	Qp	0	.2	10.2	37.41	60	-22.59	-	-
10	5.71425	20.03	Ca	0	.2	10.2	30.43	-	-	50	-19.57
11	15.02475	17.15	Qp	0	.3	10.2	27.65	60	-32.35	-	-
12	15.02475	9.67	Ca	0	.3	10.2	20.17	-	-	50	-29.83

Qp - Quasi-Peak detector
Ca - CISPR average detection

UL VERIFICATION SERVICES INC.
47173 BENICIA STREET, FREMONT, CA 94538, USA TEL: (510) 771-1000 FAX: (510) 661-0888
This report shall not be reproduced except in full, without the written approval of UL Verification Services Inc.

LINE 2 RESULTS

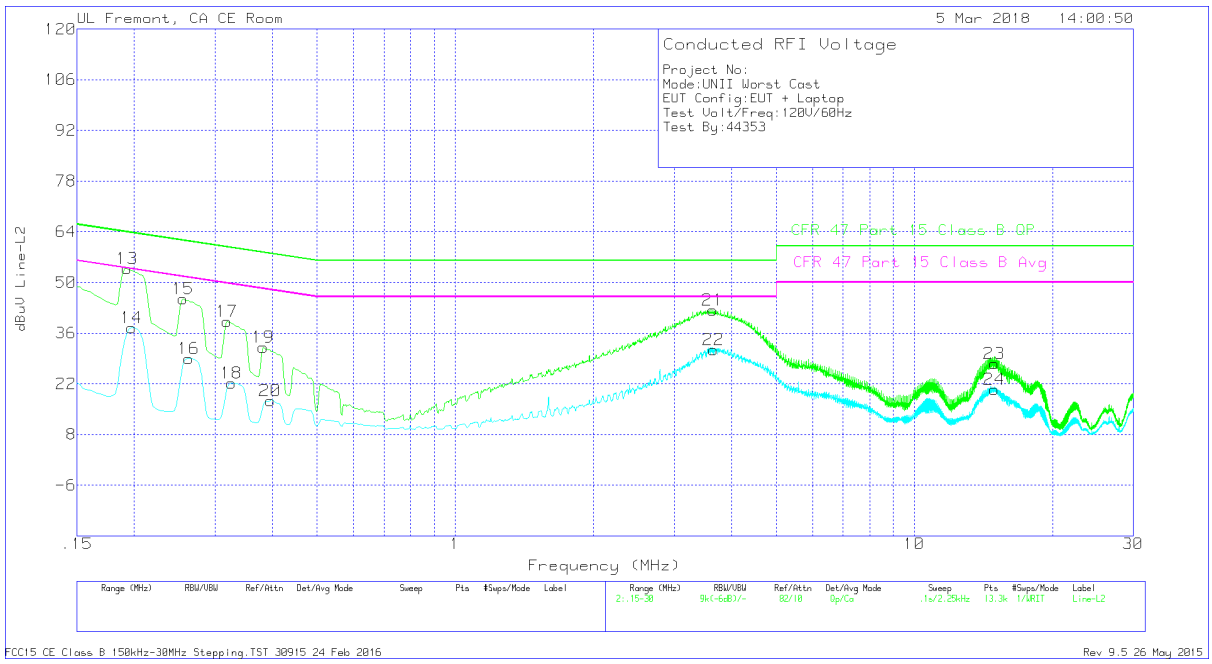

Range 2: Line-L2 .15 - 30MHz

Marker	Frequency (MHz)	Meter Reading (dBuV)	Det	LISN L2	LC Cables C2&C3	Limiter (dB)	Corrected Reading dBuV	CFR 47 Part 15 Class B QP	QP Margin (dB)	CFR 47 Part 15 Class B Avg	Av(CISPR) Margin (dB)
13	.19275	43.67	Qp	0	0	10.1	53.77	63.92	-10.15	-	-
14	.19725	27.38	Ca	0	0	10.1	37.48	-	-	53.73	-16.25
15	.25575	35.3	Qp	0	0	10.1	45.4	61.57	-16.17	-	-
16	.2625	18.92	Ca	0	0	10.1	29.02	-	-	51.35	-22.33
17	.31875	29.09	Qp	0	0	10.1	39.19	59.74	-20.55	-	-
18	.3255	12.06	Ca	0	0	10.1	22.16	-	-	49.57	-27.41
19	.38175	21.98	Qp	0	0	10.1	32.08	58.24	-26.16	-	-
20	.39525	7.26	Ca	0	0	10.1	17.36	-	-	47.95	-30.59
21	3.642	32.19	Qp	0	.1	10.1	42.39	56	-13.61	-	-
22	3.651	21.12	Ca	0	.1	10.1	31.32	-	-	46	-14.68
23	14.93025	16.98	Qp	.1	.3	10.2	27.58	60	-32.42	-	-
24	14.946	9.78	Ca	.1	.3	10.2	20.38	-	-	50	-29.62

Qp - Quasi-Peak detector
Ca - CISPR average detection

UL VERIFICATION SERVICES INC.
47173 BENICIA STREET, FREMONT, CA 94538, USA TEL: (510) 771-1000 FAX: (510) 661-0888
This report shall not be reproduced except in full, without the written approval of UL Verification Services Inc.

10.1.2. AC Power Line Norm

LINE 1 RESULTS

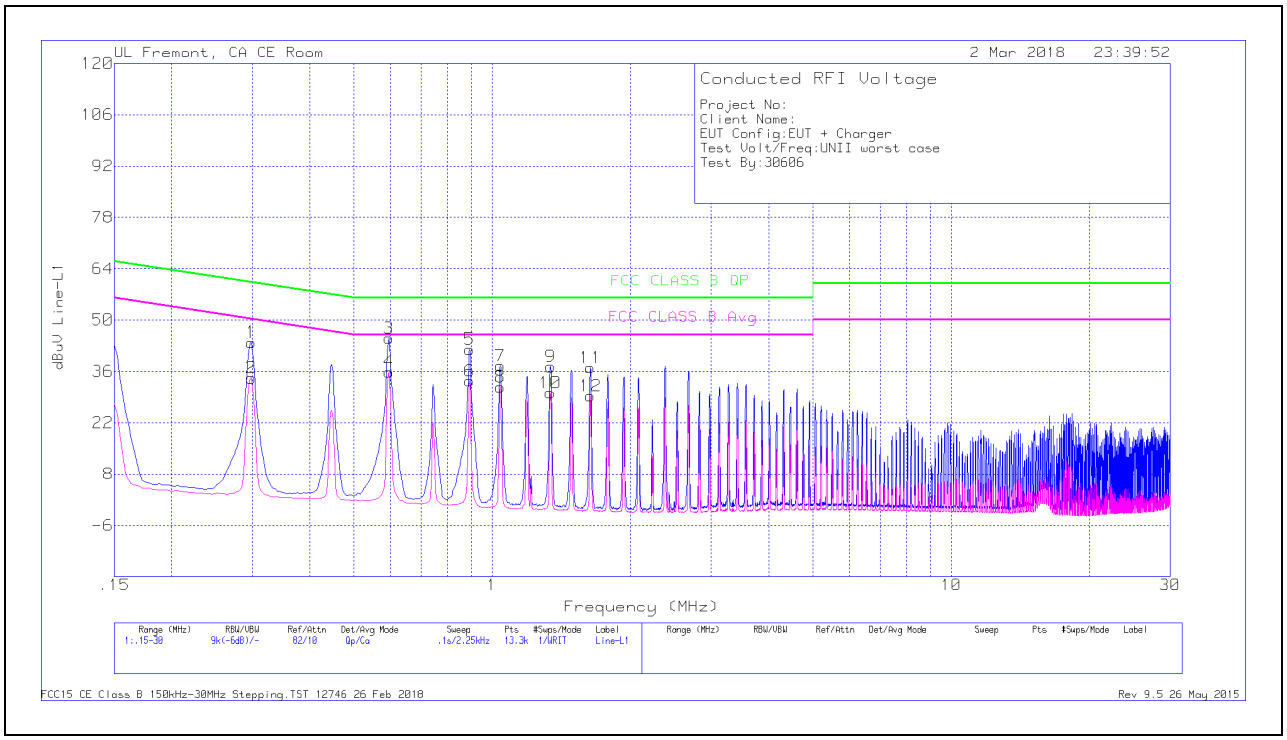

Range 1: Line-L1 .15 - 30MHz

Marker	Frequency (MHz)	Meter Reading (dBuV)	Det	LISN L1	LC Cables C1&C3	Corrected Reading dBuV	FCC CLASS B QP	Margin (dB)	FCC CLASS B Avg	Margin (dB)
1	.2985	43.91	Qp	0	0	43.91	60.28	-16.37	-	-
2	.2985	34.22	Ca	0	0	34.22	-	-	50.28	-16.06
3	.5955	45.04	Qp	0	0	45.04	56	-10.96	-	-
4	.5955	35.88	Ca	0	0	35.88	-	-	46	-10.12
5	.8925	41.99	Qp	0	0	41.99	56	-14.01	-	-
6	.8925	33.39	Ca	0	0	33.39	-	-	46	-12.61
7	1.041	37.39	Qp	0	.1	37.49	56	-18.51	-	-
8	1.041	31.65	Ca	0	.1	31.75	-	-	46	-14.25
9	1.34025	37.2	Qp	0	.1	37.3	56	-18.7	-	-
10	1.338	30.05	Ca	0	.1	30.15	-	-	46	-15.85
11	1.63725	36.86	Qp	0	.1	36.96	56	-19.04	-	-
12	1.63725	29.22	Ca	0	.1	29.32	-	-	46	-16.68

Qp - Quasi-Peak detector
Ca - CISPR average detection

UL VERIFICATION SERVICES INC.
47173 BENICIA STREET, FREMONT, CA 94538, USA TEL: (510) 771-1000 FAX: (510) 661-0888
This report shall not be reproduced except in full, without the written approval of UL Verification Services Inc.

LINE 2 RESULTS

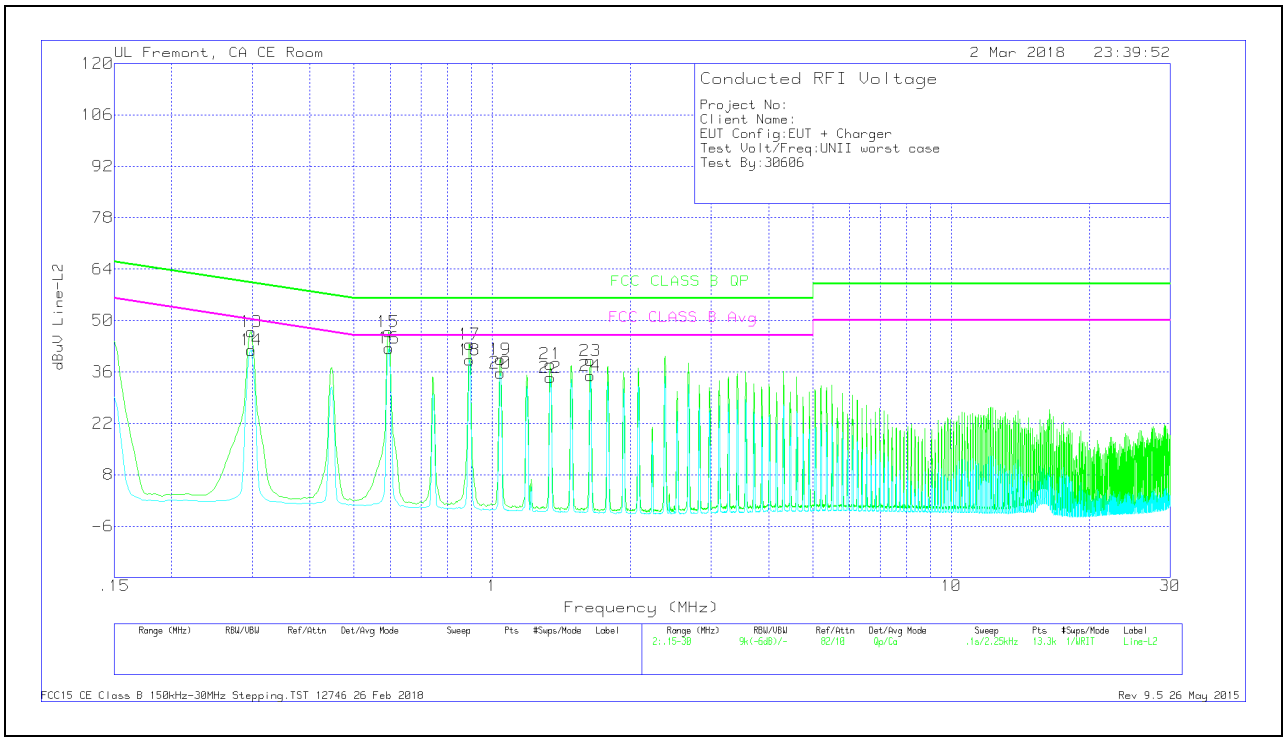

Range 2: Line-L2 .15 - 30MHz

Marker	Frequency (MHz)	Meter Reading (dBuV)	Det	LISN L2	LC Cables C2&C3	Corrected Reading dBuV	FCC CLASS B QP	Margin (dB)	FCC CLASS B Avg	Margin (dB)
13	.2985	46.91	Qp	0	0	46.91	60.28	-13.37	-	-
14	.2985	41.9	Ca	0	0	41.9	-	-	50.28	-8.38
15	.59325	46.91	Qp	0	0	46.91	56	-9.09	-	-
16	.5955	42.43	Ca	0	0	42.43	-	-	46	-3.57
17	.8925	43.5	Qp	0	0	43.5	56	-12.5	-	-
18	.8925	39.21	Ca	0	0	39.21	-	-	46	-6.79
19	1.041	39.27	Qp	0	.1	39.37	56	-16.63	-	-
20	1.041	35.6	Ca	0	.1	35.7	-	-	46	-10.3
21	1.338	38.02	Qp	0	.1	38.12	56	-17.88	-	-
22	1.338	34.36	Ca	0	.1	34.46	-	-	46	-11.54
23	1.635	38.97	Qp	0	.1	39.07	56	-16.93	-	-
24	1.635	34.87	Ca	0	.1	34.97	-	-	46	-11.03

Qp - Quasi-Peak detector
Ca - CISPR average detection

END OF REPORT

UL VERIFICATION SERVICES INC.
47173 BENICIA STREET, FREMONT, CA 94538, USA TEL: (510) 771-1000 FAX: (510) 661-0888
This report shall not be reproduced except in full, without the written approval of UL Verification Services Inc.

11. SETUP PHOTOS

See 12204447-EP1V1 SETUP PHOTOS.

END OF REPORT

UL VERIFICATION SERVICES INC.
47173 BENICIA STREET, FREMONT, CA 94538, USA TEL: (510) 771-1000 FAX: (510) 661-0888
This report shall not be reproduced except in full, without the written approval of UL Verification Services Inc.