LTE B25 10MHz QPSK Low Channel RB1-0

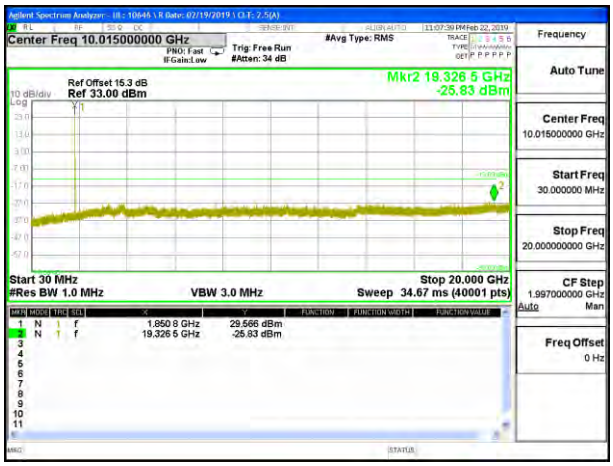

LTE B25 10MHz 16QAM Low Channel RB1-0

LTE B25 10MHz QPSK Middle Channel RB1-0

LTE B25 10MHz 16QAM Middle Channel RB1-0

LTE B25 10MHz QPSK High Channel RB1-0

LTE B25 10MHz 16QAM High Channel RB1-0

UL VERIFICATION SERVICES INC.
47173 Benicia Street, Fremont, CA 94538; USA TEL:(510) 319-4000 FAX:(510) 661-0888
This report shall not be reproduced except in full, without the written approval of UL Verification Services Inc.

LTE B25 15MHz QPSK Low Channel RB1-0

LTE B25 15MHz 16QAM Low Channel RB1-0

LTE B25 15MHz QPSK Middle Channel RB1-0

LTE B25 15MHz 16QAM Middle Channel RB1-0

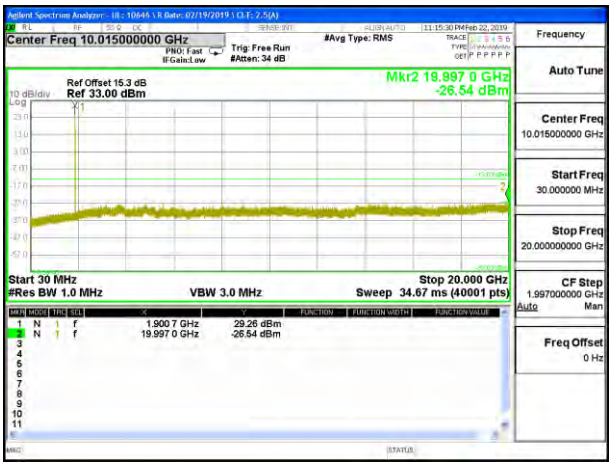

LTE B25 15MHz QPSK High Channel RB1-0

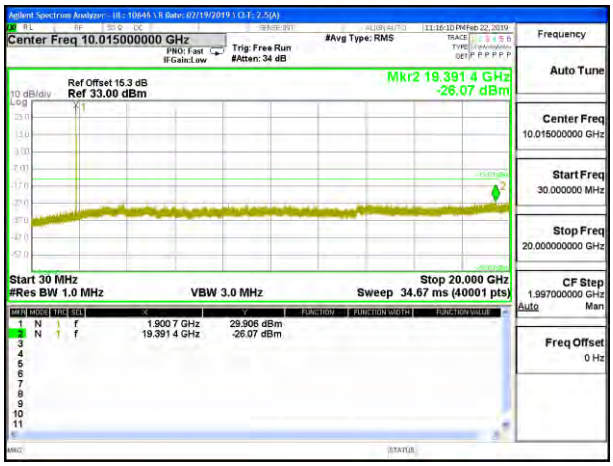

LTE B25 15MHz 16QAM High Channel RB1-0

UL VERIFICATION SERVICES INC.
47173 Benicia Street, Fremont, CA 94538; USA TEL:(510) 319-4000 FAX:(510) 661-0888
This report shall not be reproduced except in full, without the written approval of UL Verification Services Inc.

LTE B25 20MHz QPSK Low Channel RB1-0

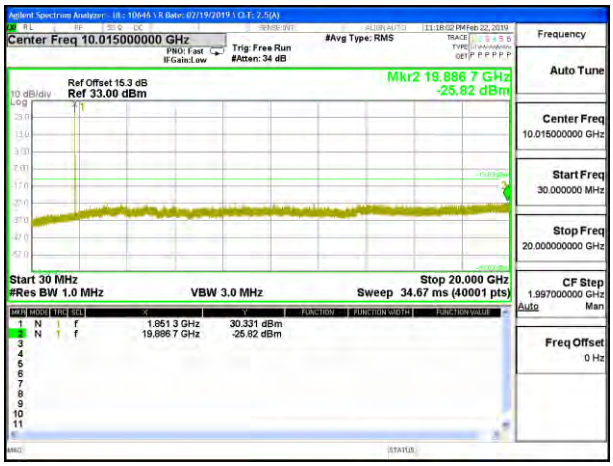

LTE B25 20MHz 16QAM Low Channel RB1-0

LTE B25 20MHz QPSK Middle Channel RB1-0

LTE B25 20MHz 16QAM Middle Channel RB1-0

LTE B25 20MHz QPSK High Channel RB1-0

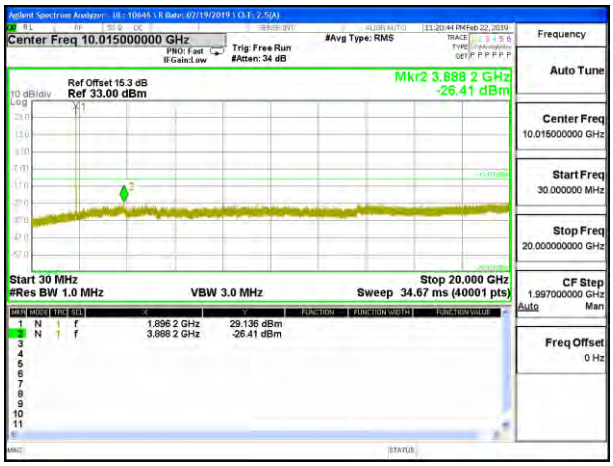

LTE B25 20MHz 16QAM High Channel RB1-0

UL VERIFICATION SERVICES INC.
47173 Benicia Street, Fremont, CA 94538; USA TEL:(510) 319-4000 FAX:(510) 661-0888
This report shall not be reproduced except in full, without the written approval of UL Verification Services Inc.

8.3.8. LTE BAND 26 (PART 90S)

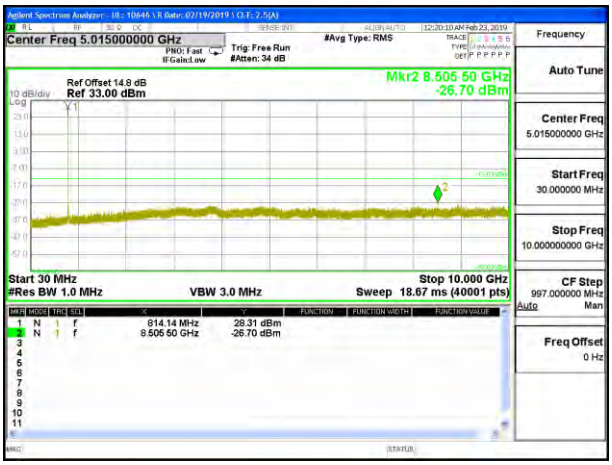

LTE B26 1.4MHz QPSK Low Channel RB1-0

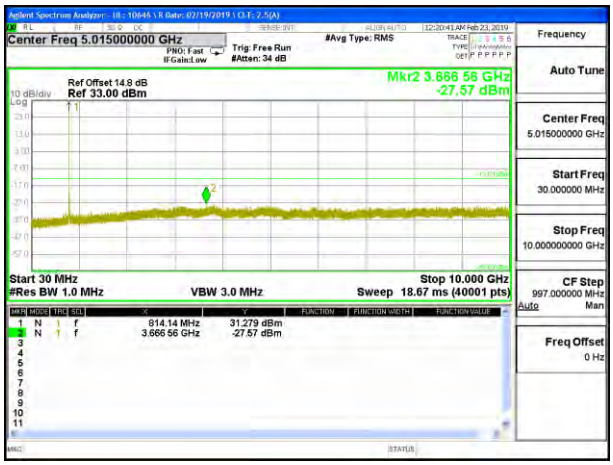

LTE B26 1.4MHz 16QAM Low Channel RB1-0

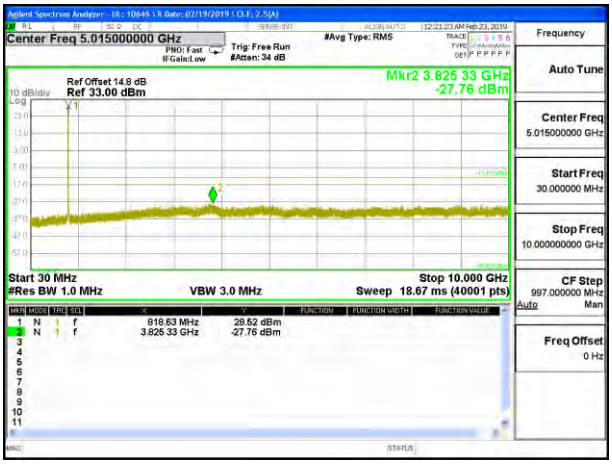

LTE B26 1.4MHz QPSK Middle Channel RB1-0

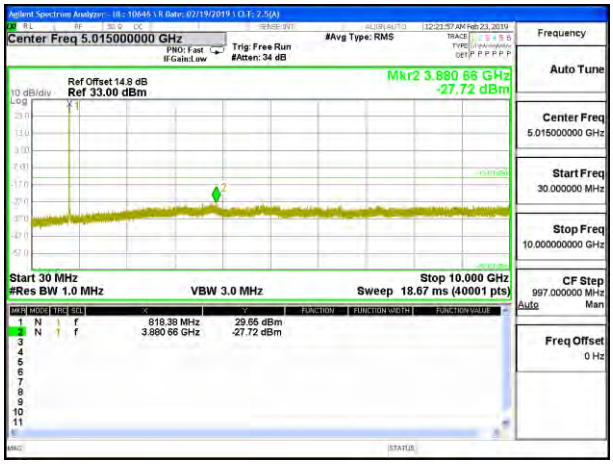

LTE B26 1.4MHz 16QAM Middle Channel RB1-0

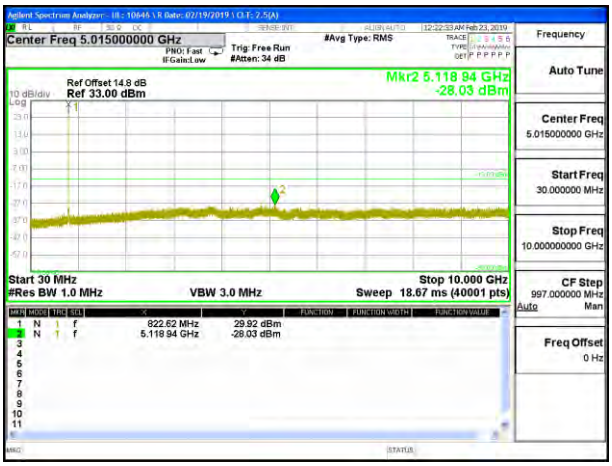

LTE B26 1.4MHz QPSK High Channel RB1-0

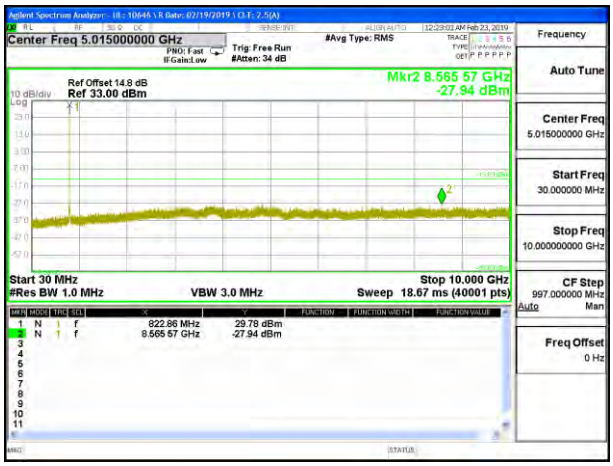

LTE B26 1.4MHz 16QAM High Channel RB1-0

UL VERIFICATION SERVICES INC.
47173 Benicia Street, Fremont, CA 94538; USA TEL:(510) 319-4000 FAX:(510) 661-0888
This report shall not be reproduced except in full, without the written approval of UL Verification Services Inc.

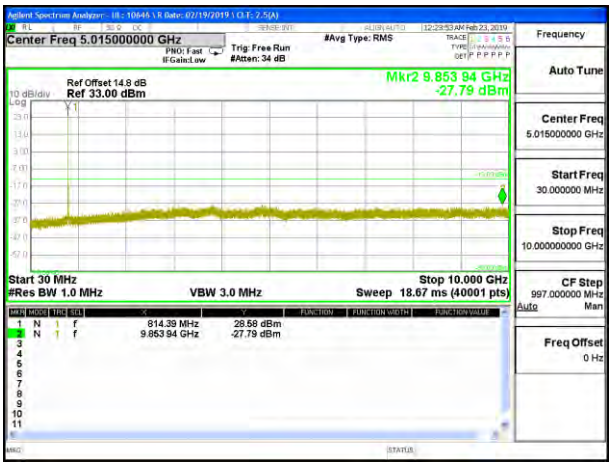

LTE B26 3MHz QPSK Low Channel RB1-0

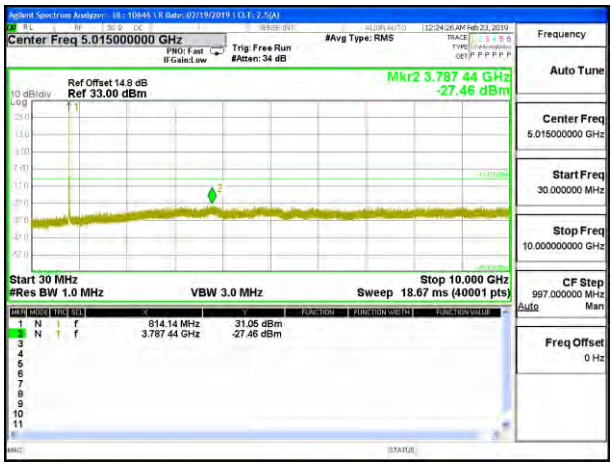

LTE B26 3MHz 16QAM Low Channel RB1-0

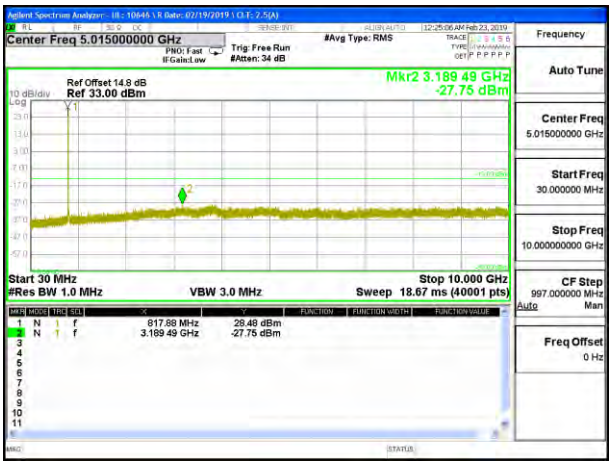

LTE B26 3MHz QPSK Middle Channel RB1-0

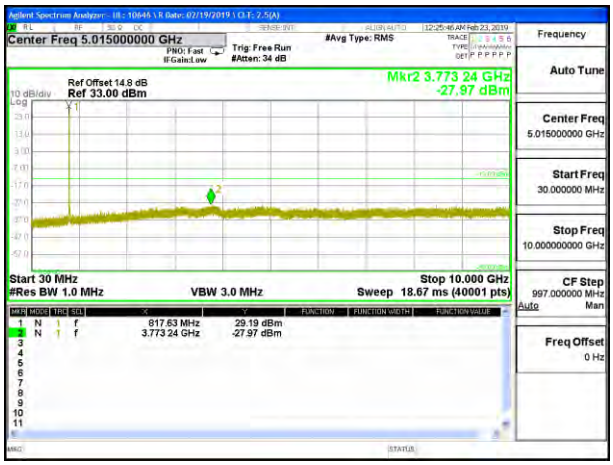

LTE B26 3MHz 16QAM Middle Channel RB1-0

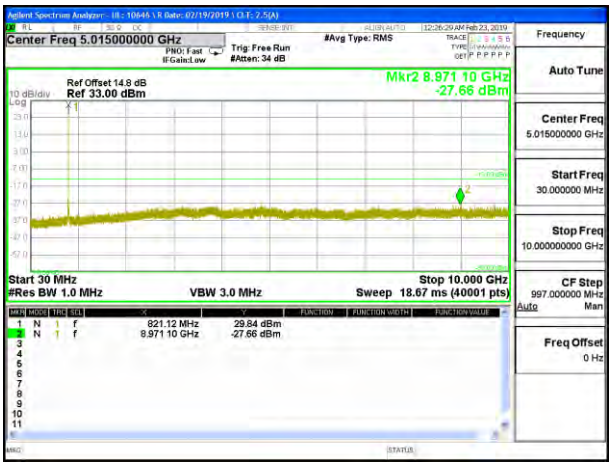

LTE B26 3MHz QPSK High Channel RB1-0

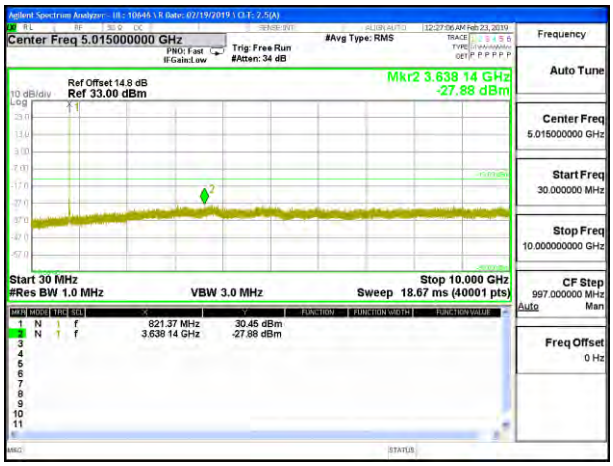

LTE B26 3MHz 16QAM High Channel RB1-0

UL VERIFICATION SERVICES INC.
47173 Benicia Street, Fremont, CA 94538; USA TEL:(510) 319-4000 FAX:(510) 661-0888

This report shall not be reproduced except in full, without the written approval of UL Verification Services Inc.

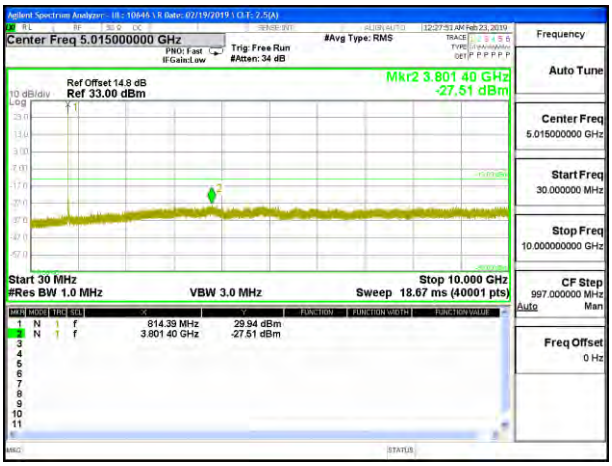

LTE B26 5MHz QPSK Low Channel RB1-0

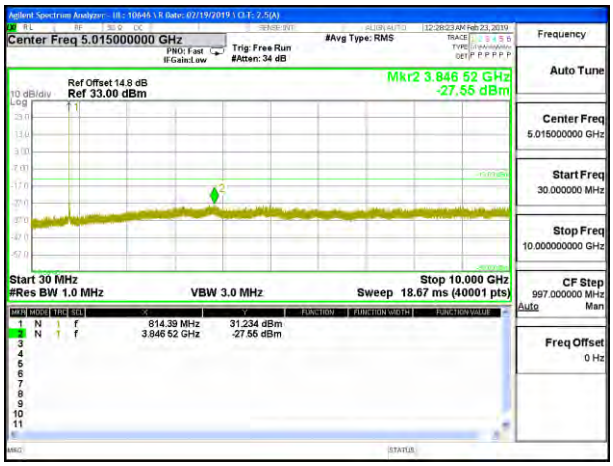

LTE B26 5MHz 16QAM Low Channel RB1-0

LTE B26 5MHz QPSK Middle Channel RB1-0

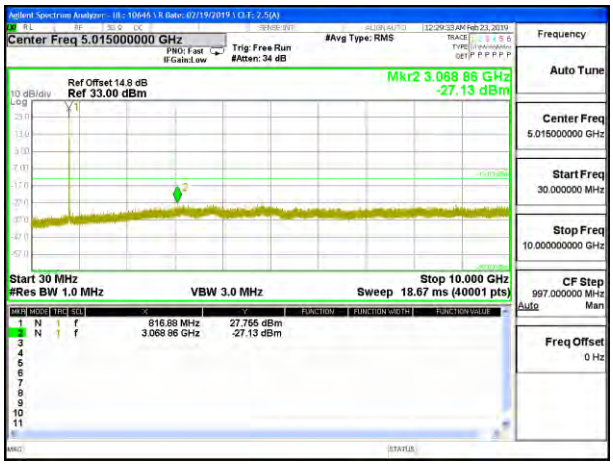

LTE B26 5MHz 16QAM Middle Channel RB1-0

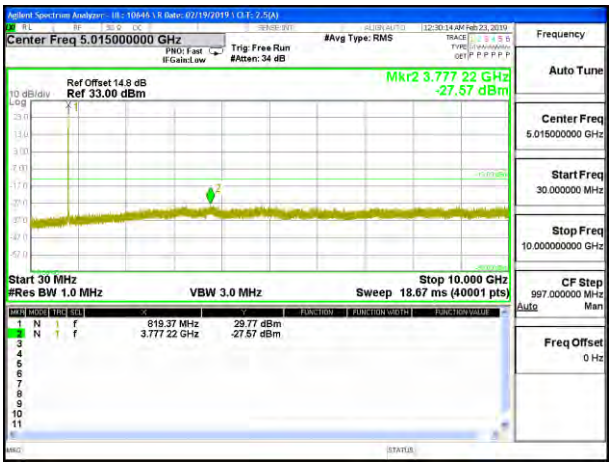

LTE B26 5MHz QPSK High Channel RB1-0

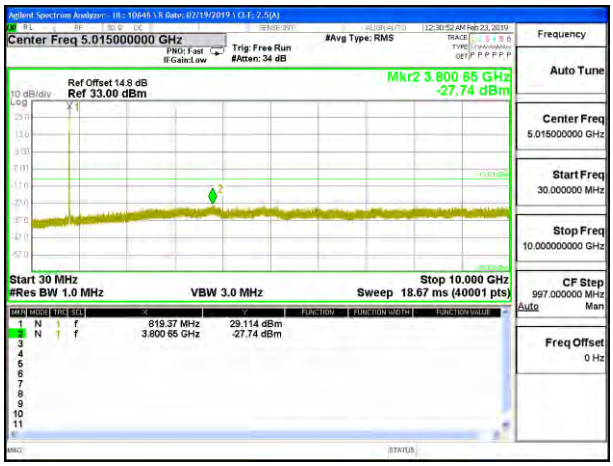

LTE B26 5MHz 16QAM High Channel RB1-0

UL VERIFICATION SERVICES INC.
47173 Benicia Street, Fremont, CA 94538; USA TEL:(510) 319-4000 FAX:(510) 661-0888
This report shall not be reproduced except in full, without the written approval of UL Verification Services Inc.

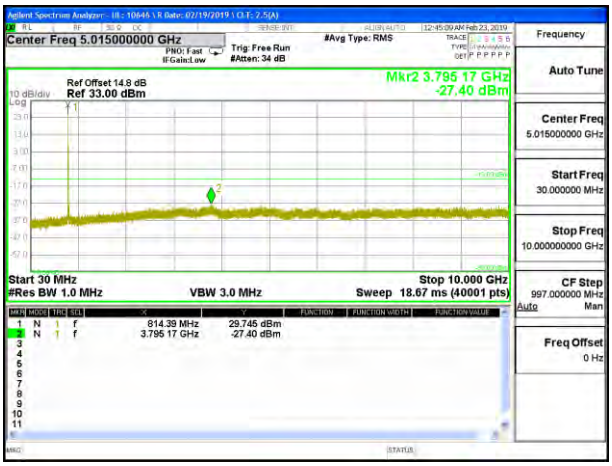

LTE B26 10MHz QPSK Middle Channel RB1-0

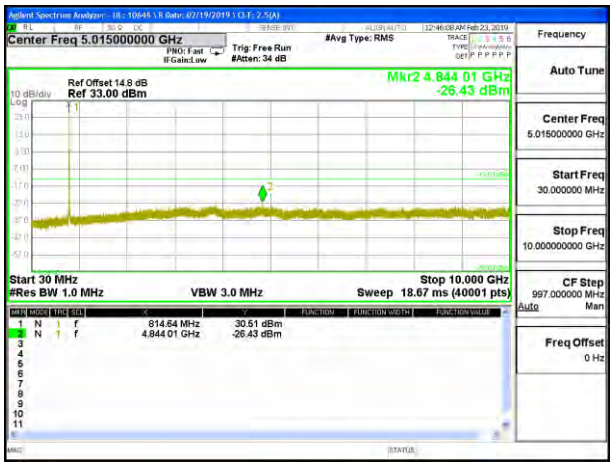

LTE B26 10MHz 16QAM Middle Channel RB1-0

UL VERIFICATION SERVICES INC.
47173 Benicia Street, Fremont, CA 94538; USA TEL:(510) 319-4000 FAX:(510) 661-0888
This report shall not be reproduced except in full, without the written approval of UL Verification Services Inc.

8.3.9. LTE BAND 30

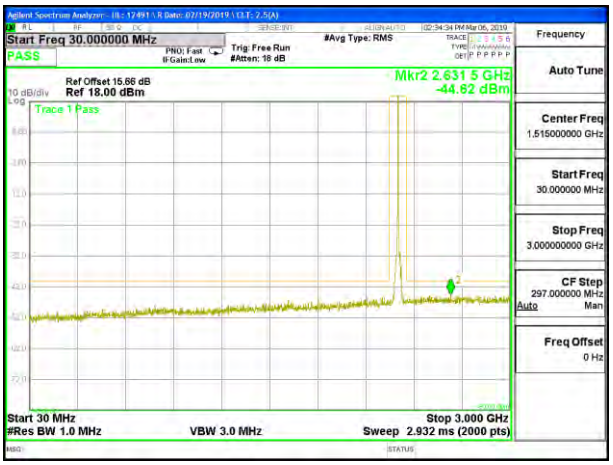

LTE B30 5MHz QPSK Low Channel RB1-0

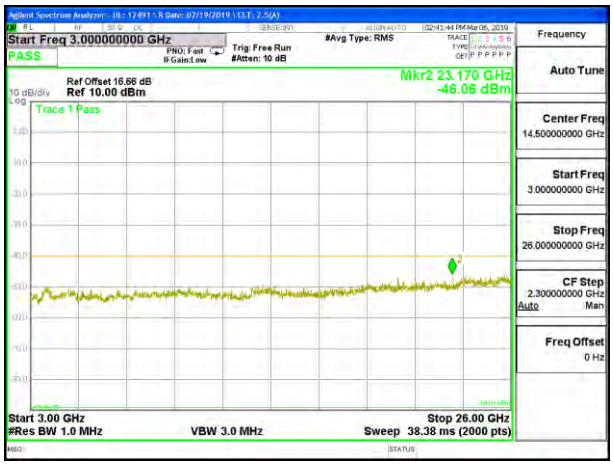

LTE B30 5MHz QPSK Low Channel RB1-0

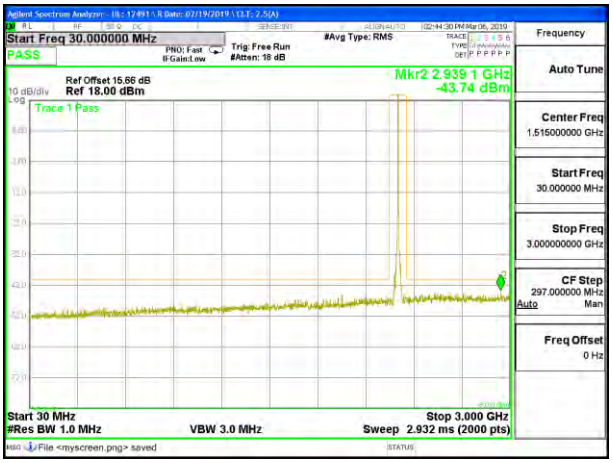

LTE B30 5MHz 16QAM Low Channel RB1-0

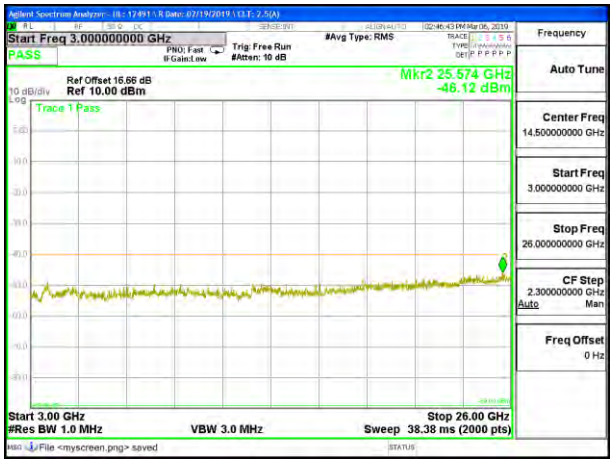

LTE B30 5MHz 16QAM Low Channel RB1-0

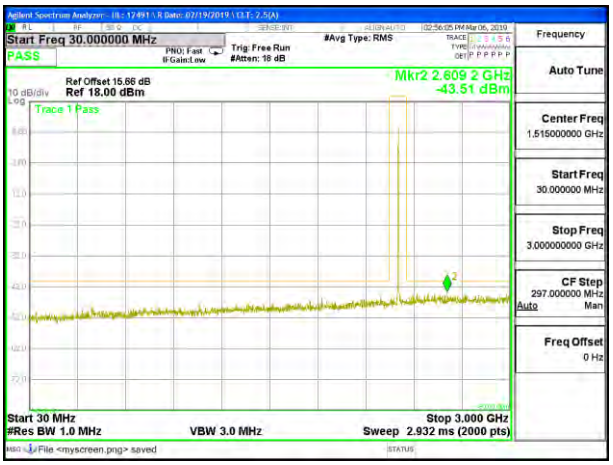

LTE B30 5MHz QPSK Middle Channel RB1-0

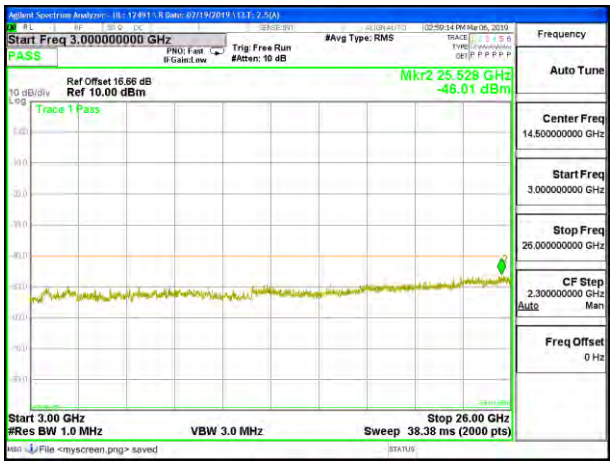

LTE B30 5MHz QPSK Middle Channel RB1-0

UL VERIFICATION SERVICES INC.
47173 Benicia Street, Fremont, CA 94538; USA TEL:(510) 319-4000 FAX:(510) 661-0888
This report shall not be reproduced except in full, without the written approval of UL Verification Services Inc.

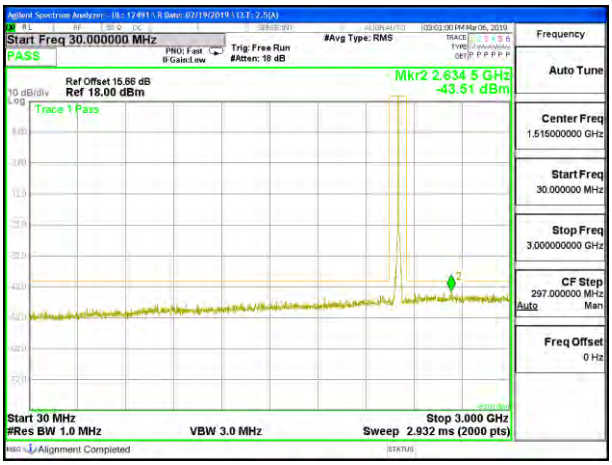

LTE B30 5MHz 16QAM Middle Channel RB1-0

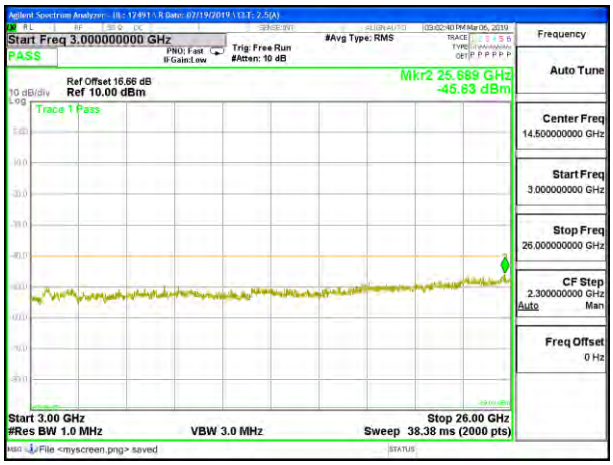

LTE B30 5MHz 16QAM Middle Channel RB1-0

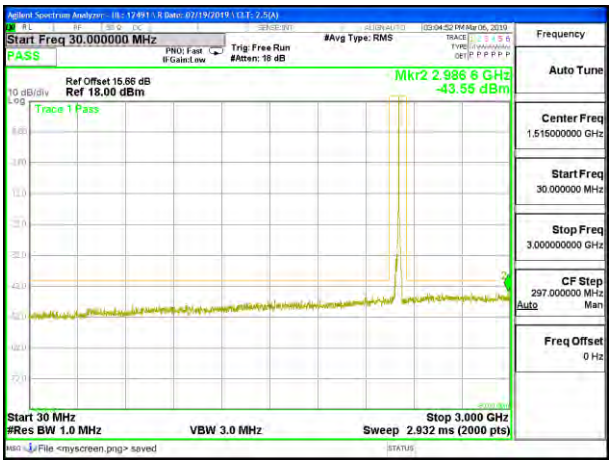

LTE B30 5MHz QPSK High Channel RB1-0

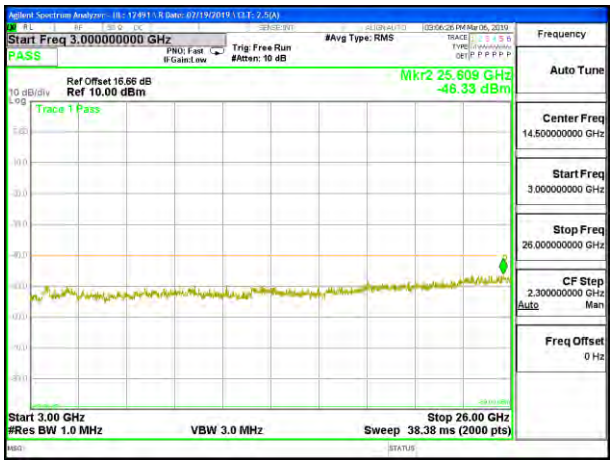

LTE B30 5MHz QPSK High Channel RB1-0

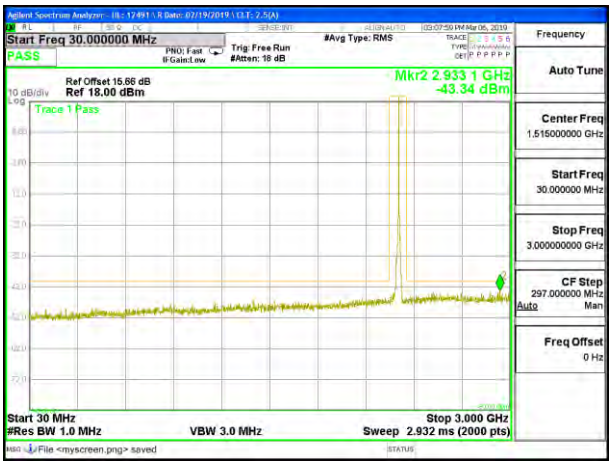

LTE B30 5MHz 16QAM High Channel RB1-0

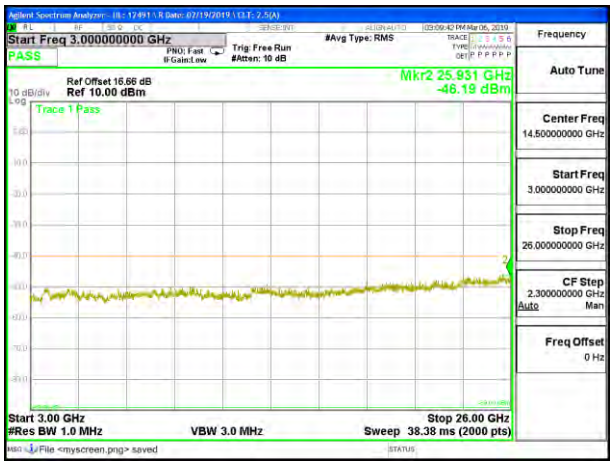

LTE B30 5MHz 16QAM High Channel RB1-0

UL VERIFICATION SERVICES INC.
47173 Benicia Street, Fremont, CA 94538; USA TEL:(510) 319-4000 FAX:(510) 661-0888

This report shall not be reproduced except in full, without the written approval of UL Verification Services Inc.

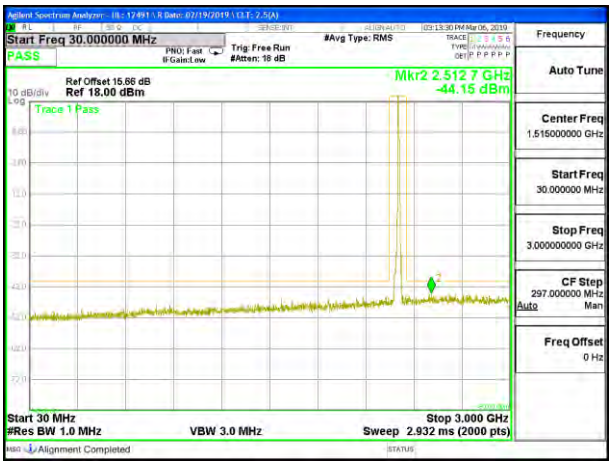

LTE B30 10MHz QPSK Middle Channel RB1-0

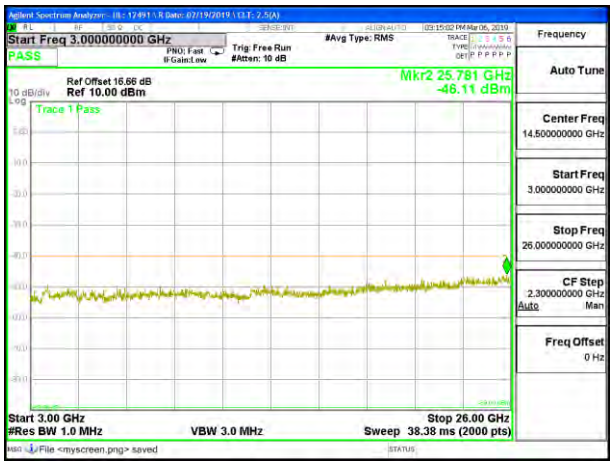

LTE B30 10MHz QPSK Middle Channel RB1-0

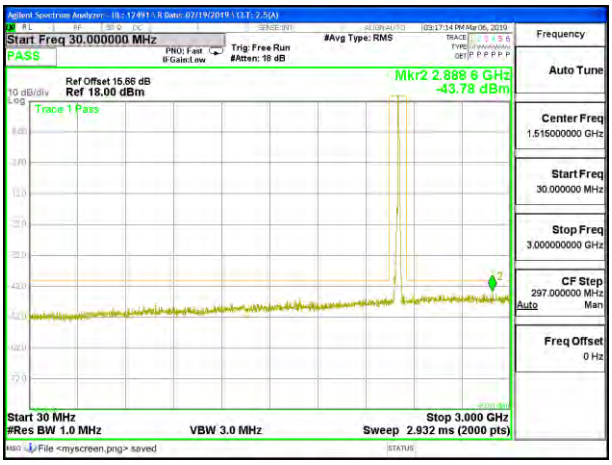

LTE B30 10MHz 16QAM Middle Channel RB1-0

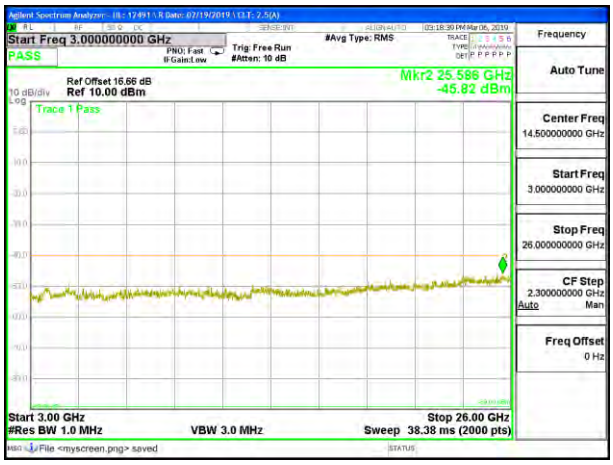

LTE B30 10MHz 16QAM Middle Channel RB1-0

UL VERIFICATION SERVICES INC.
47173 Benicia Street, Fremont, CA 94538; USA TEL:(510) 319-4000 FAX:(510) 661-0888
This report shall not be reproduced except in full, without the written approval of UL Verification Services Inc.

8.3.10. LTE BAND 41

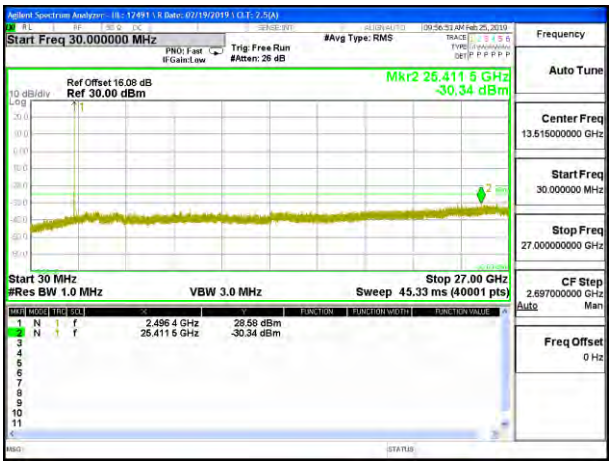

LTE B41 5MHz QPSK Low Channel RB1-0

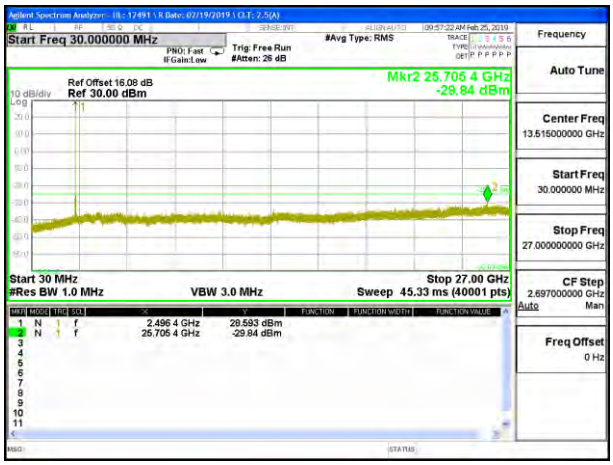

LTE B41 5MHz 16QAM Low Channel RB1-0

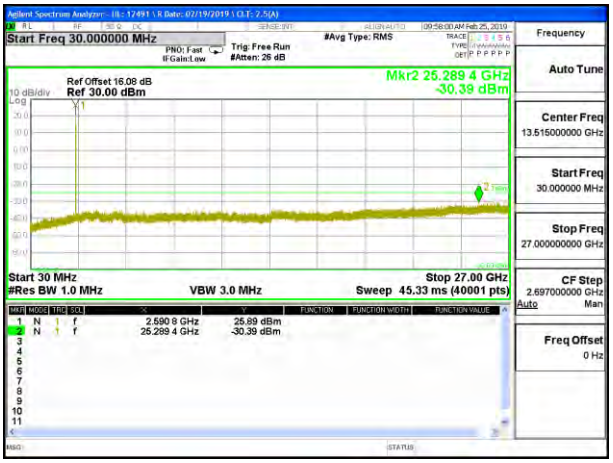

LTE B41 5MHz QPSK Middle Channel RB1-0

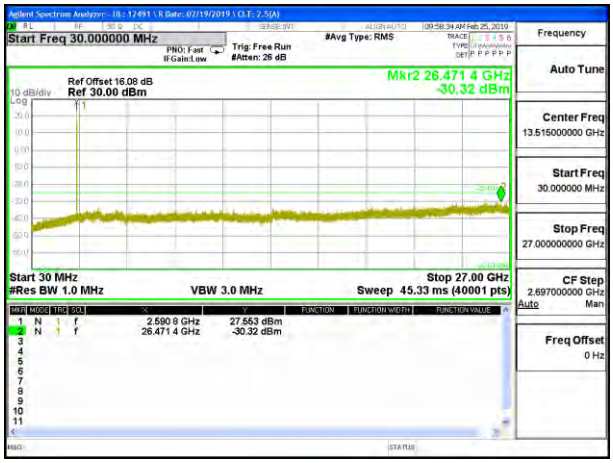

LTE B41 5MHz 16QAM Middle Channel RB1-0

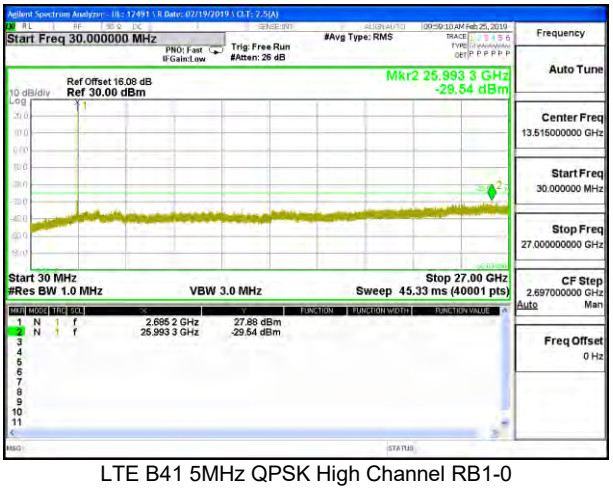

LTE B41 5MHz QPSK High Channel RB1-0

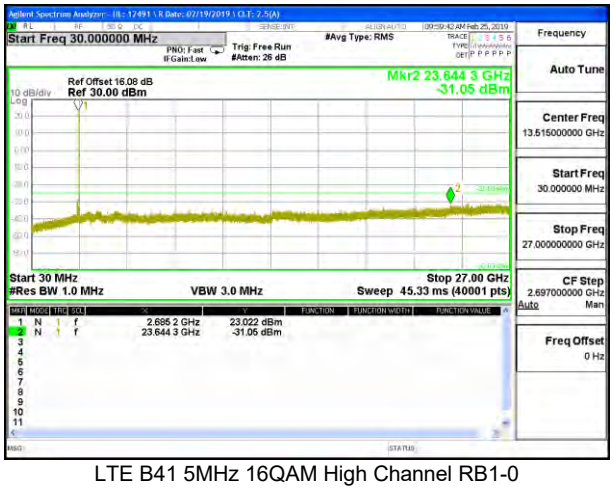

LTE B41 5MHz 16QAM High Channel RB1-0

UL VERIFICATION SERVICES INC.
47173 Benicia Street, Fremont, CA 94538; USA TEL:(510) 319-4000 FAX:(510) 661-0888
This report shall not be reproduced except in full, without the written approval of UL Verification Services Inc.

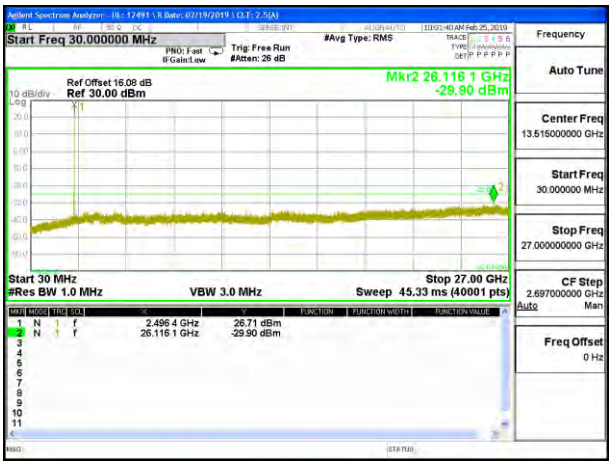

LTE B41 10MHz QPSK Low Channel RB1-0

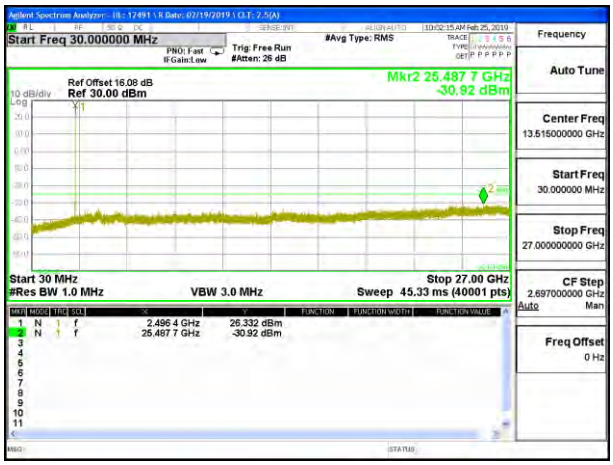

LTE B41 10MHz 16QAM Low Channel RB1-0

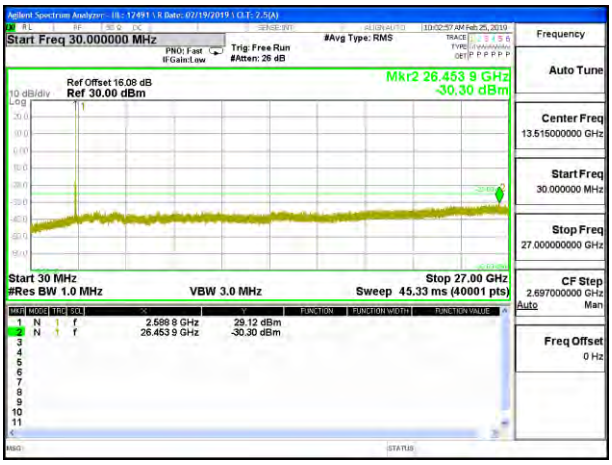

LTE B41 10MHz QPSK Middle Channel RB1-0

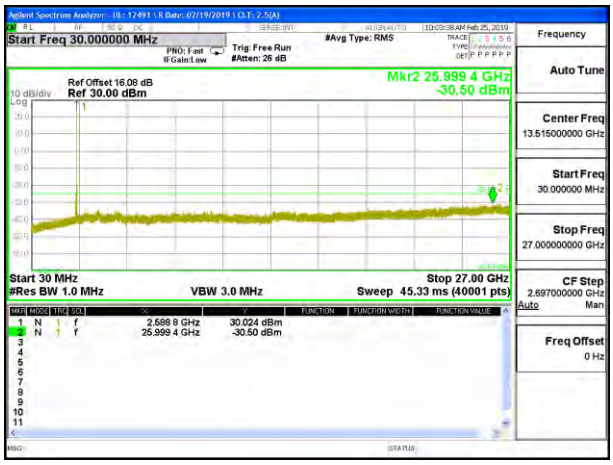

LTE B41 10MHz 16QAM Middle Channel RB1-0

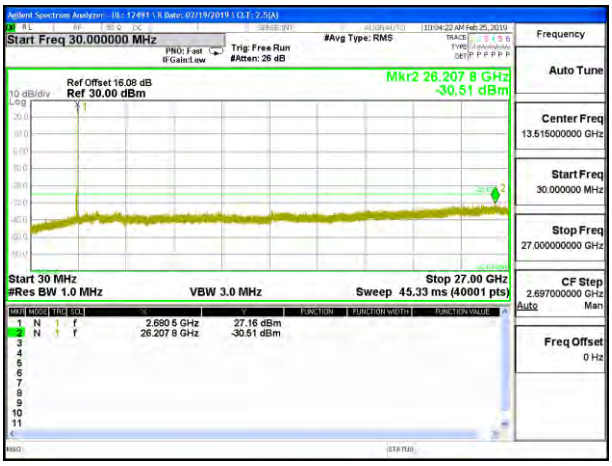

LTE B41 10MHz QPSK High Channel RB1-0

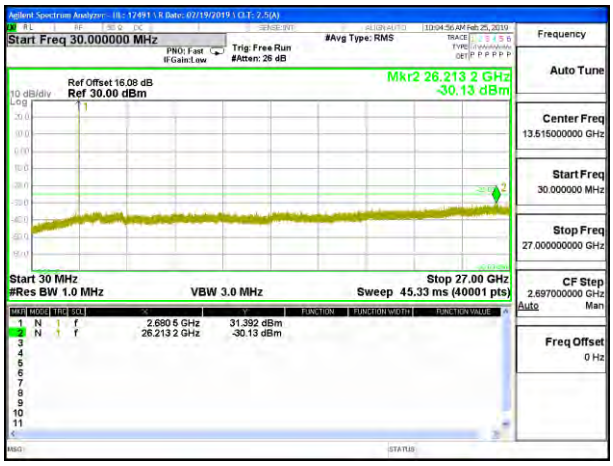

LTE B41 10MHz 16QAM High Channel RB1-0

UL VERIFICATION SERVICES INC.
47173 Benicia Street, Fremont, CA 94538; USA TEL:(510) 319-4000 FAX:(510) 661-0888
This report shall not be reproduced except in full, without the written approval of UL Verification Services Inc.

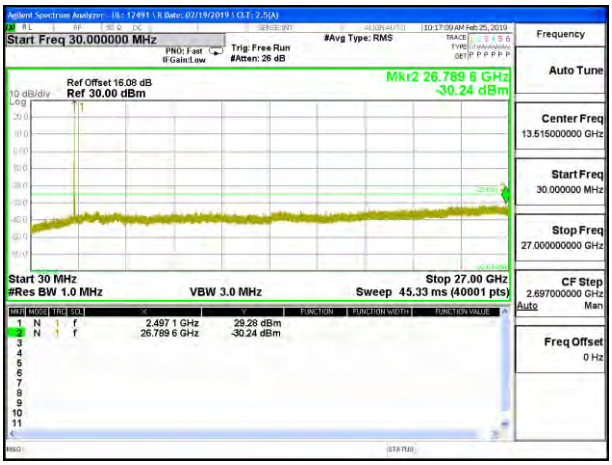

LTE B41 15MHz QPSK Low Channel RB1-0

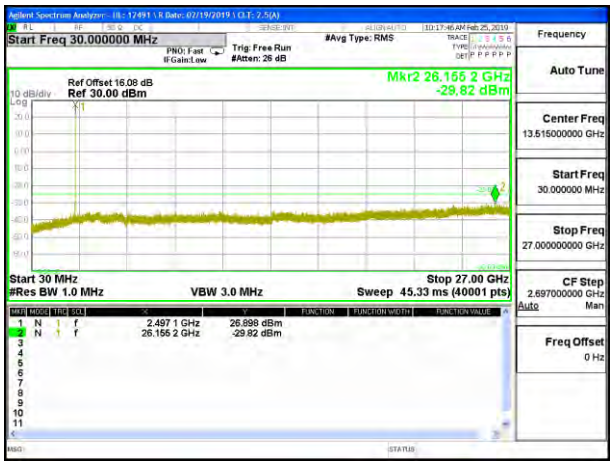

LTE B41 15MHz 16QAM Low Channel RB1-0

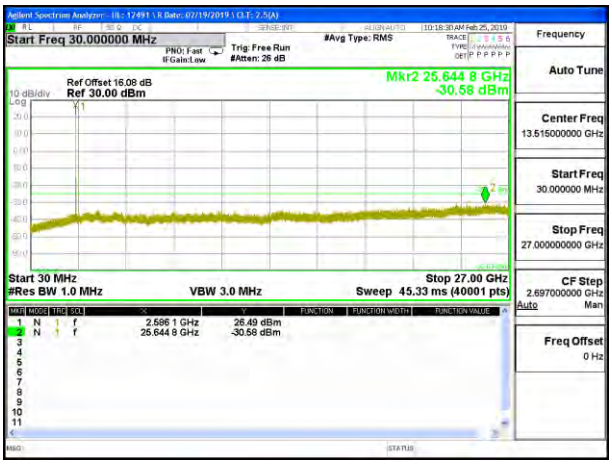

LTE B41 15MHz QPSK Middle Channel RB1-0

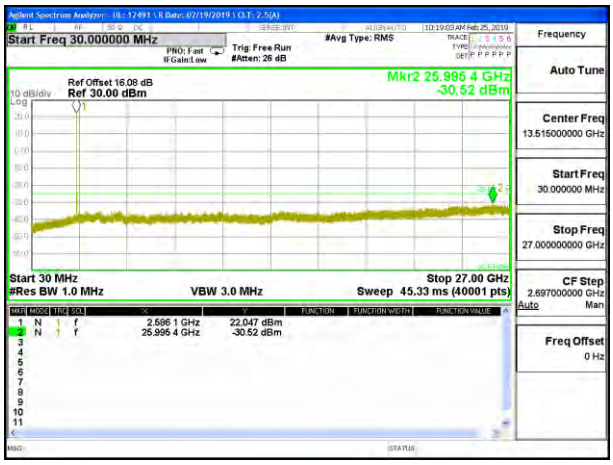

LTE B41 15MHz 16QAM Middle Channel RB1-0

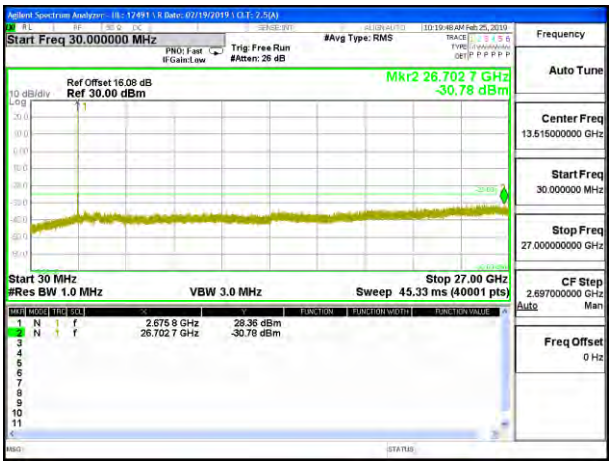

LTE B41 15MHz QPSK High Channel RB1-0

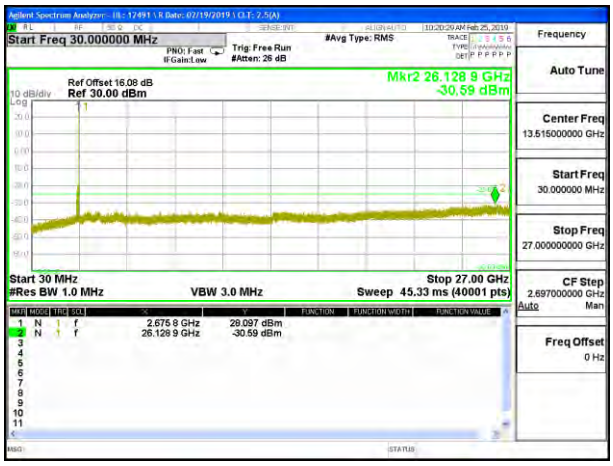

LTE B41 15MHz 16QAM High Channel RB1-0

UL VERIFICATION SERVICES INC.
47173 Benicia Street, Fremont, CA 94538; USA TEL:(510) 319-4000 FAX:(510) 661-0888

This report shall not be reproduced except in full, without the written approval of UL Verification Services Inc.

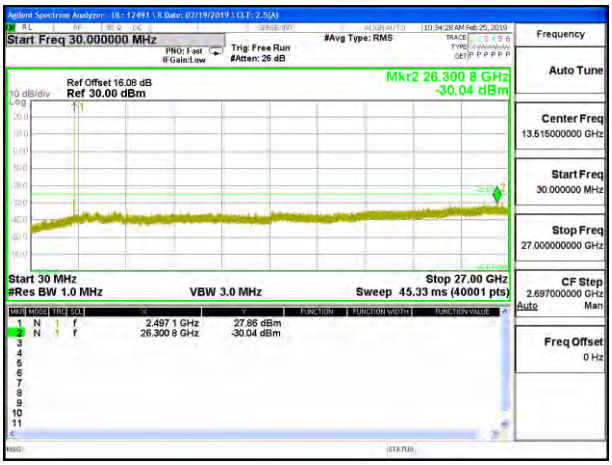

LTE B41 20MHz QPSK Low Channel RB1-0

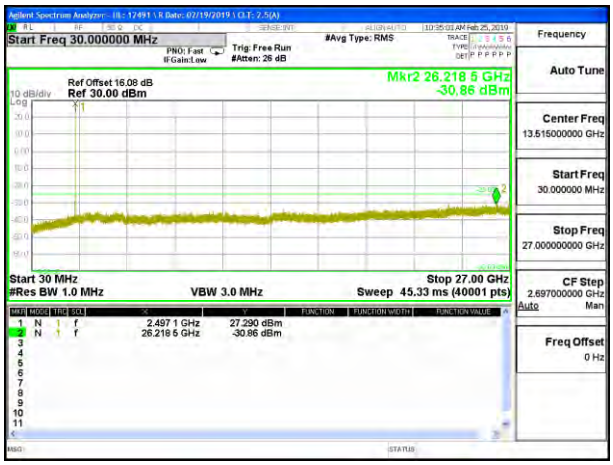

LTE B41 20MHz 16QAM Low Channel RB1-0

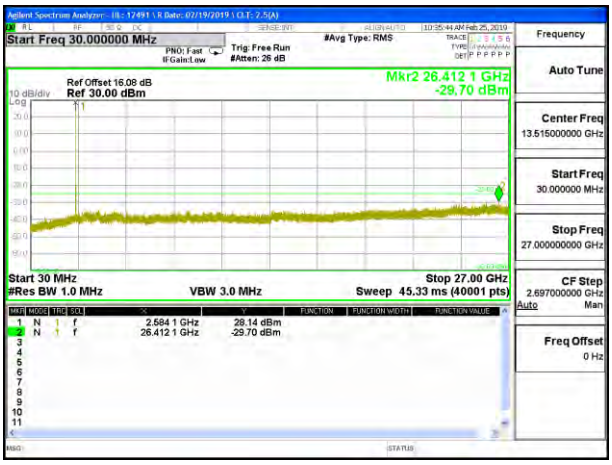

LTE B41 20MHz QPSK Middle Channel RB1-0

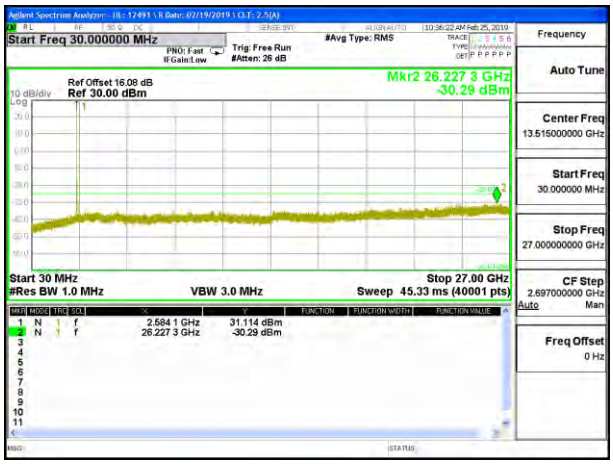

LTE B41 20MHz 16QAM Middle Channel RB1-0

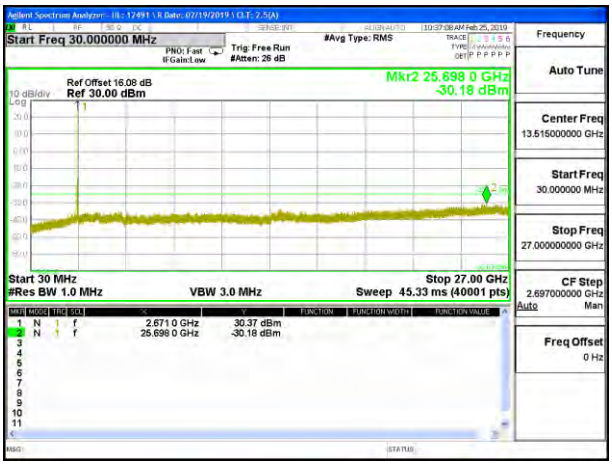

LTE B41 20MHz QPSK High Channel RB1-0

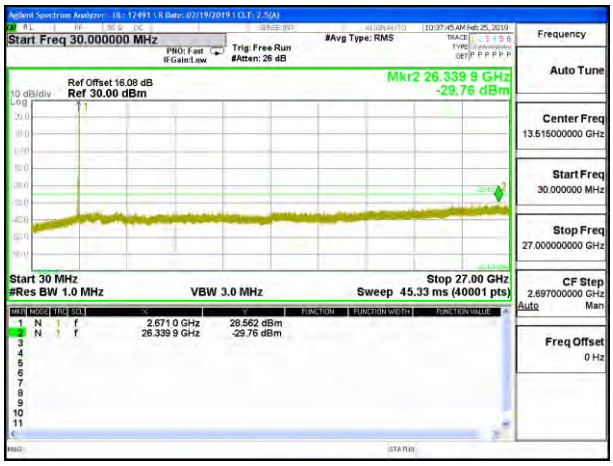

LTE B41 20MHz 16QAM High Channel RB1-0

UL VERIFICATION SERVICES INC.
47173 Benicia Street, Fremont, CA 94538; USA TEL:(510) 319-4000 FAX:(510) 661-0888
This report shall not be reproduced except in full, without the written approval of UL Verification Services Inc.

8.3.11. LTE BAND 48

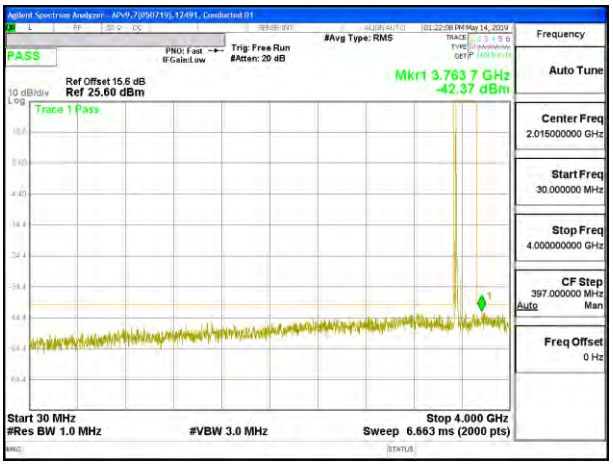

LTE B48 5MHz QPSK Low Channel RB1-0

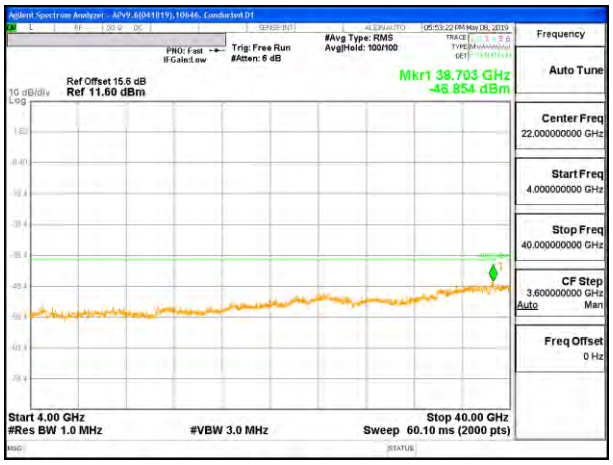

LTE B48 5MHz QPSK Low Channel RB1-0

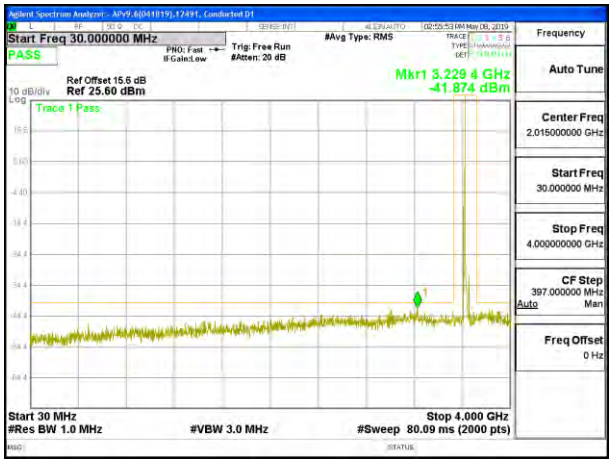

LTE B48 5MHz QPSK Middle Channel RB1-0

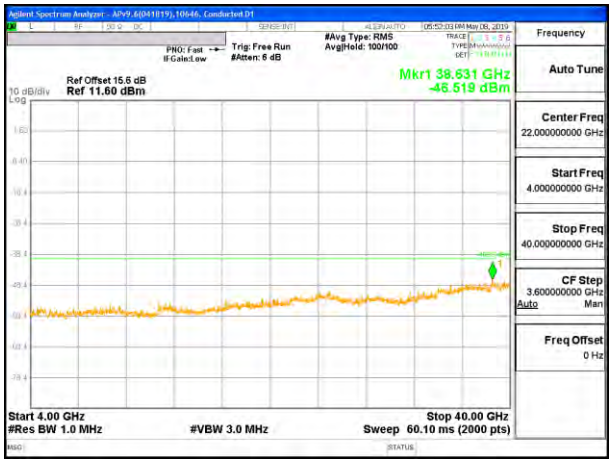

LTE B48 5MHz QPSK Middle Channel RB1-0

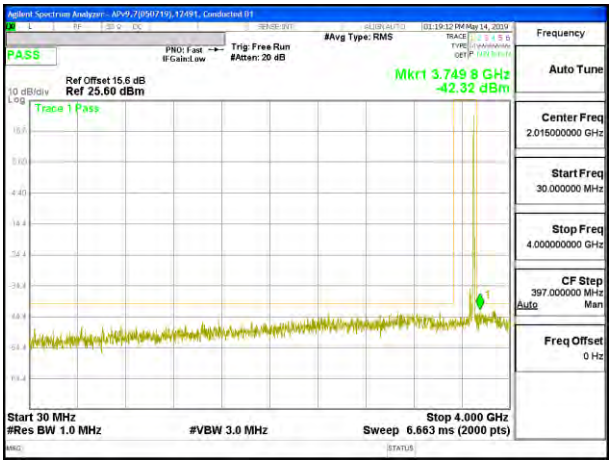

LTE B48 5MHz QPSK High Channel RB1-0

LTE B48 5MHz QPSK High Channel RB1-0

UL VERIFICATION SERVICES INC.
47173 Benicia Street, Fremont, CA 94538; USA TEL:(510) 319-4000 FAX:(510) 661-0888
This report shall not be reproduced except in full, without the written approval of UL Verification Services Inc.

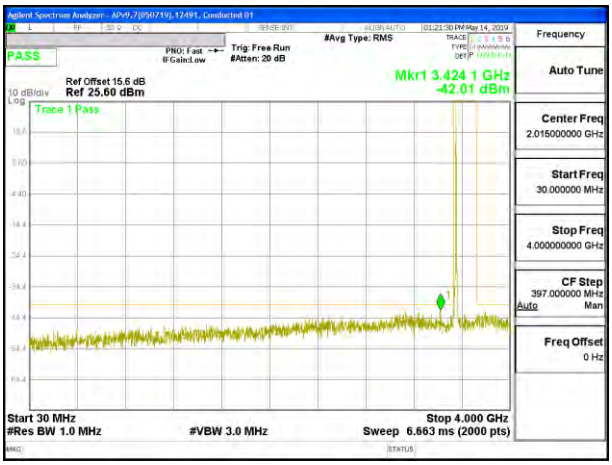

LTE B48 5MHz 16QAM Low Channel RB1-0

LTE B48 5MHz 16QAM Low Channel RB1-0

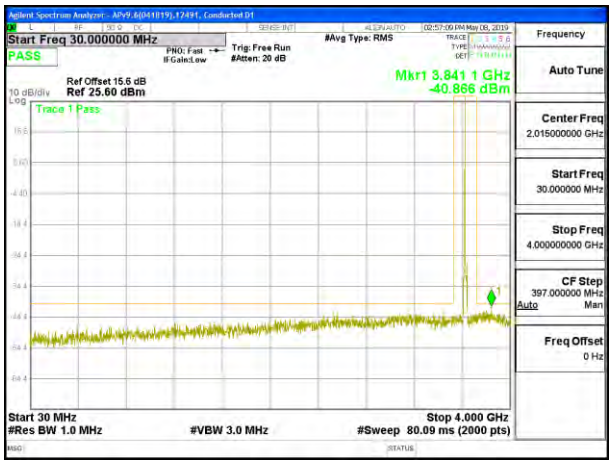

LTE B48 5MHz 16QAM Middle Channel RB1-0

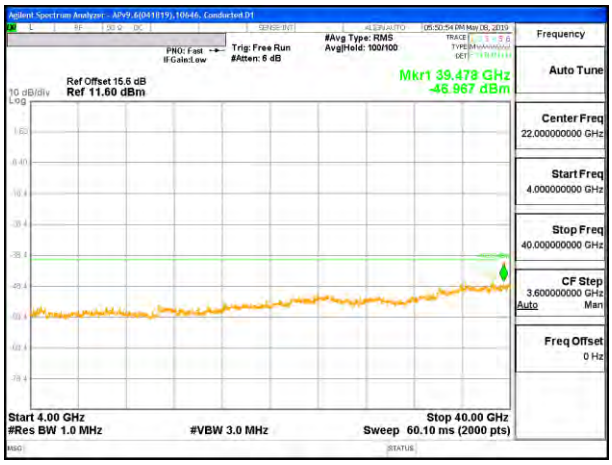

LTE B48 5MHz 16QAM Middle Channel RB1-0

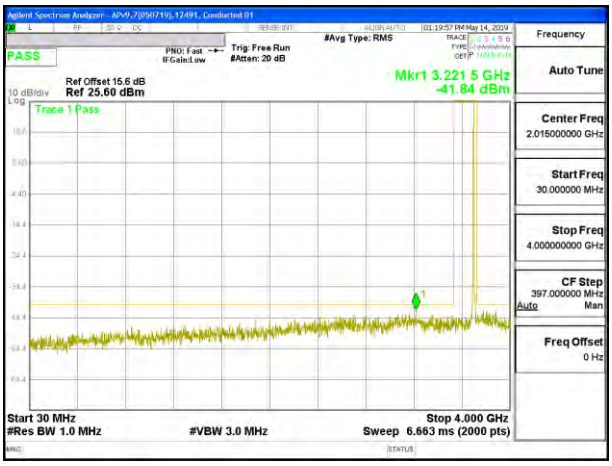

LTE B48 5MHz 16QAM High Channel RB1-0

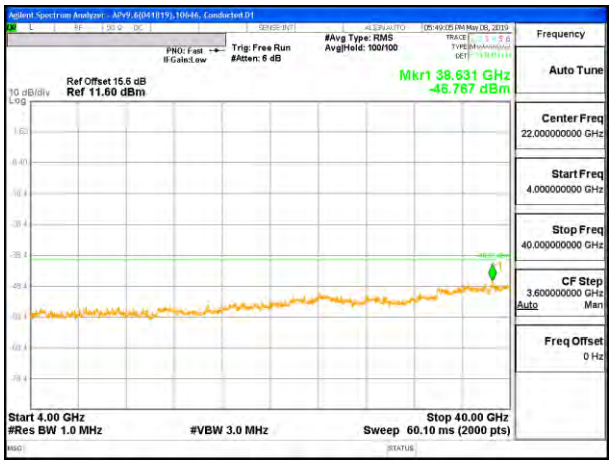

LTE B48 5MHz 16QAM High Channel RB1-0

UL VERIFICATION SERVICES INC.
47173 Benicia Street, Fremont, CA 94538; USA TEL:(510) 319-4000 FAX:(510) 661-0888
This report shall not be reproduced except in full, without the written approval of UL Verification Services Inc.

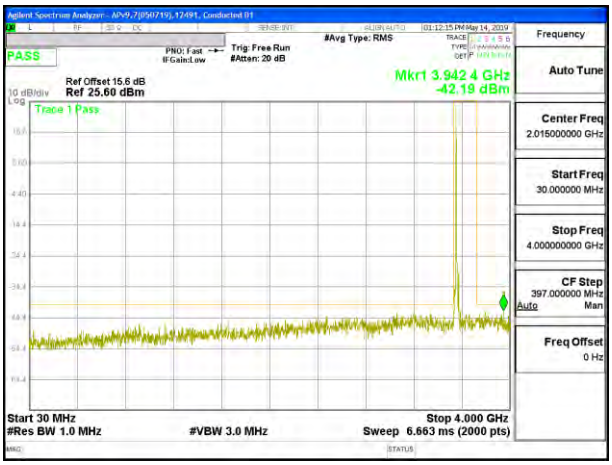

LTE B48 10MHz QPSK Low Channel RB1-0

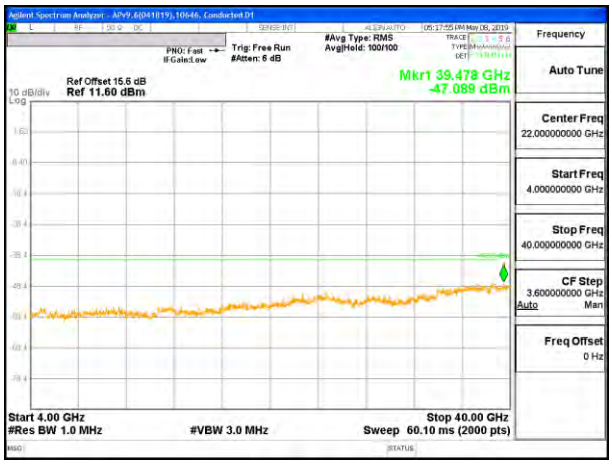

LTE B48 10MHz QPSK Low Channel RB1-0

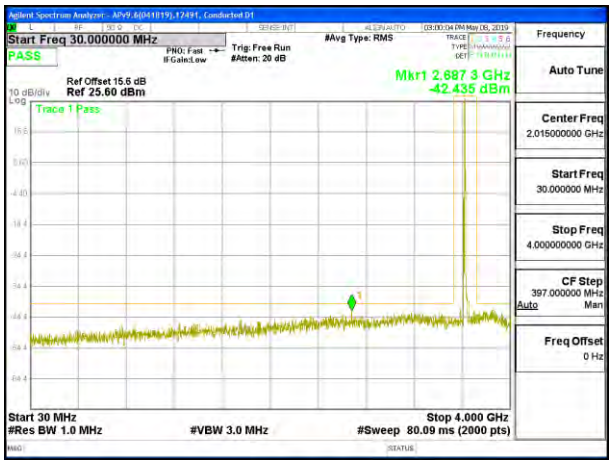

LTE B48 10MHz QPSK Middle Channel RB1-0

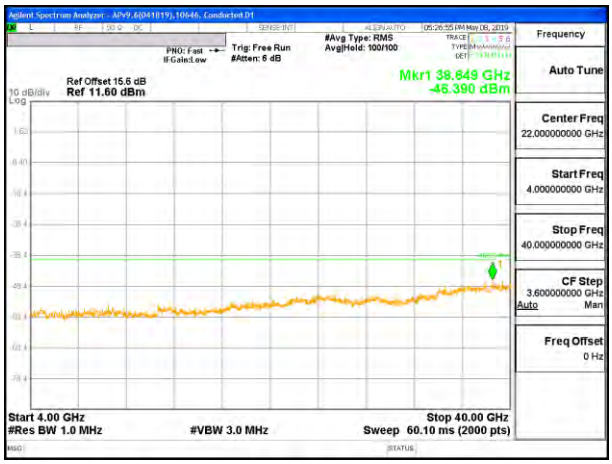

LTE B48 10MHz QPSK Middle Channel RB1-0

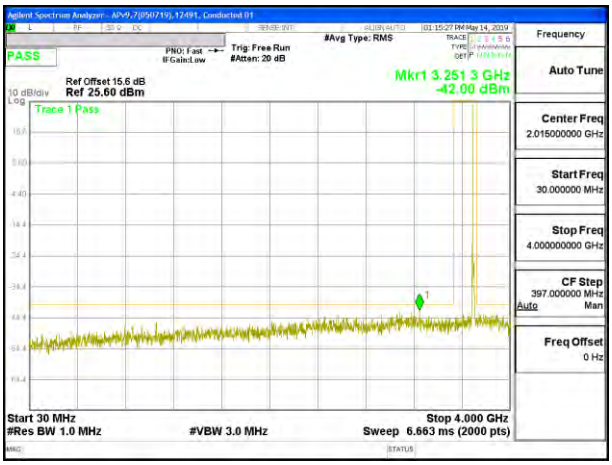

LTE B48 10MHz QPSK High Channel RB1-0

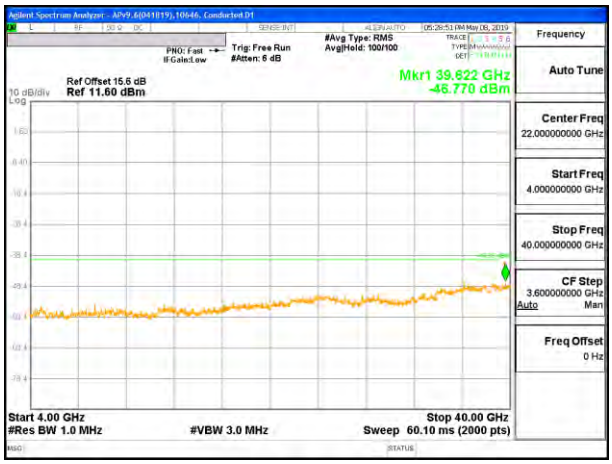

LTE B48 10MHz QPSK High Channel RB1-0

UL VERIFICATION SERVICES INC.
47173 Benicia Street, Fremont, CA 94538; USA TEL:(510) 319-4000 FAX:(510) 661-0888

This report shall not be reproduced except in full, without the written approval of UL Verification Services Inc.

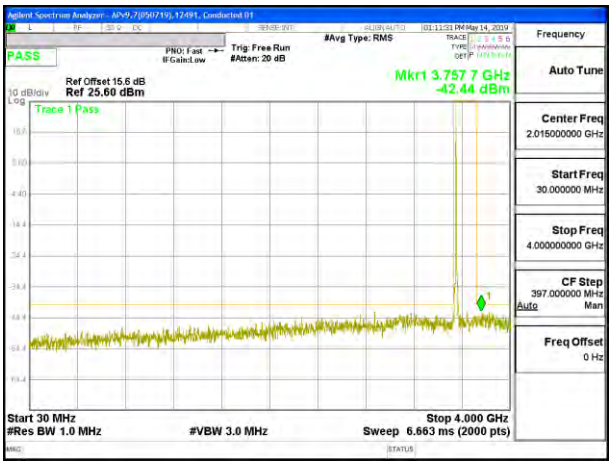

LTE B48 10MHz 16QAM Low Channel RB1-0

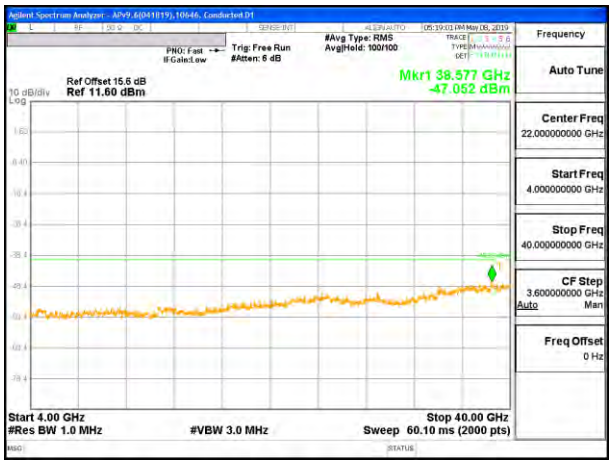

LTE B48 10MHz 16QAM Low Channel RB1-0

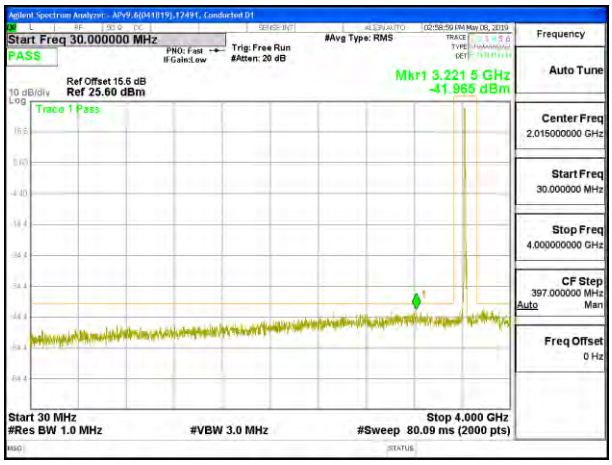

LTE B48 10MHz 16QAM Middle Channel RB1-0

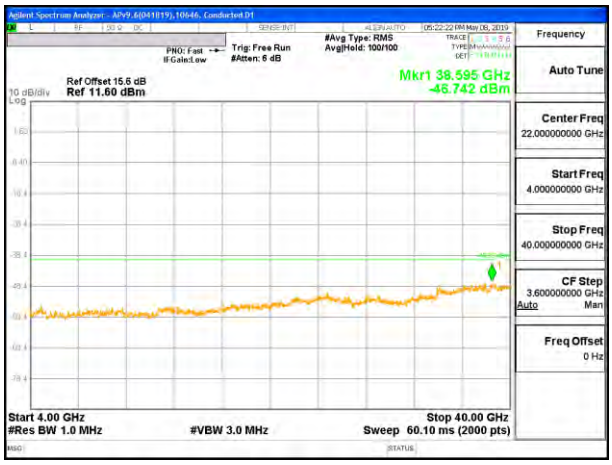

LTE B48 10MHz 16QAM Middle Channel RB1-0

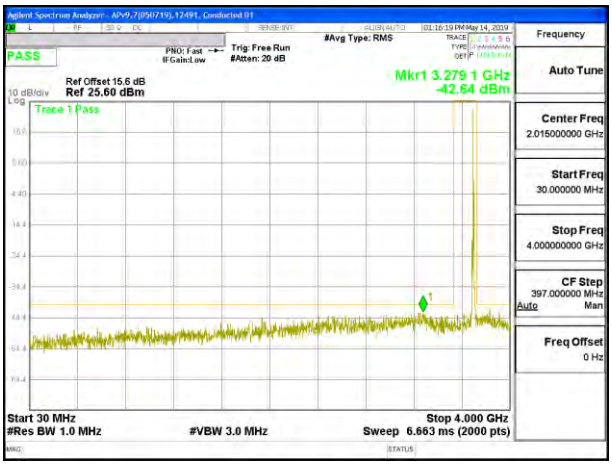

LTE B48 10MHz 16QAM High Channel RB1-0

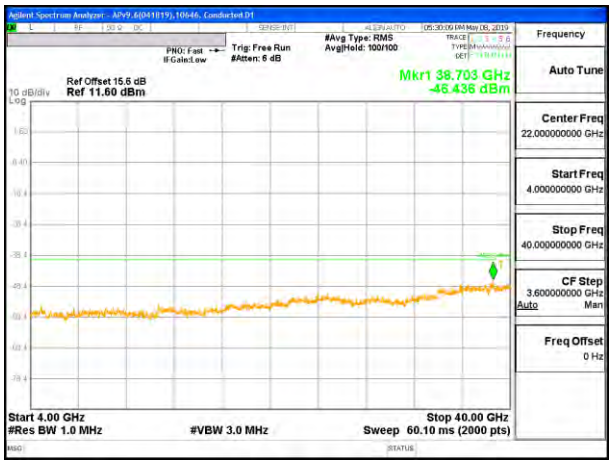

LTE B48 10MHz 16QAM High Channel RB1-0

UL VERIFICATION SERVICES INC.
47173 Benicia Street, Fremont, CA 94538; USA TEL:(510) 319-4000 FAX:(510) 661-0888

This report shall not be reproduced except in full, without the written approval of UL Verification Services Inc.

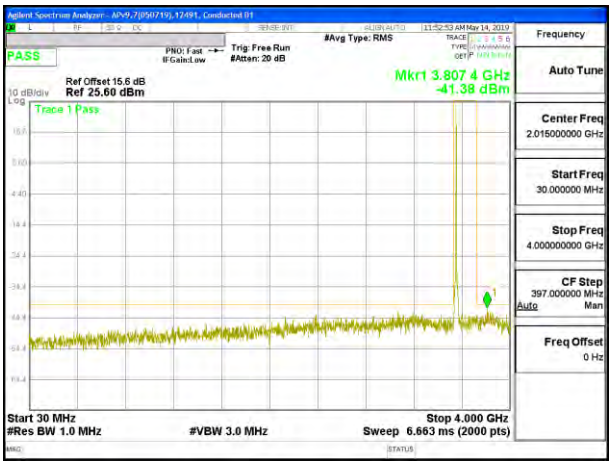

LTE B48 15MHz QPSK Low Channel RB1-0

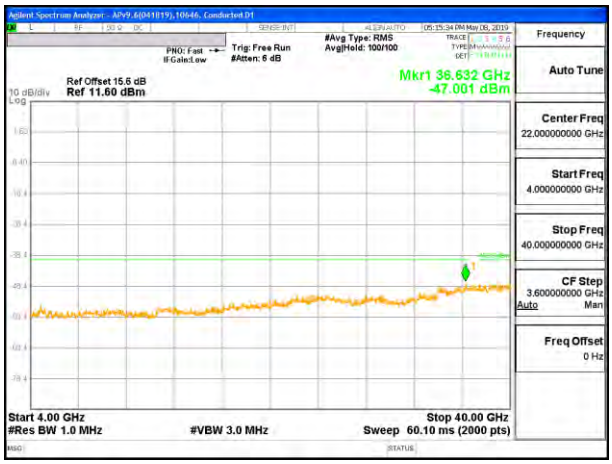

LTE B48 15MHz QPSK Low Channel RB1-0

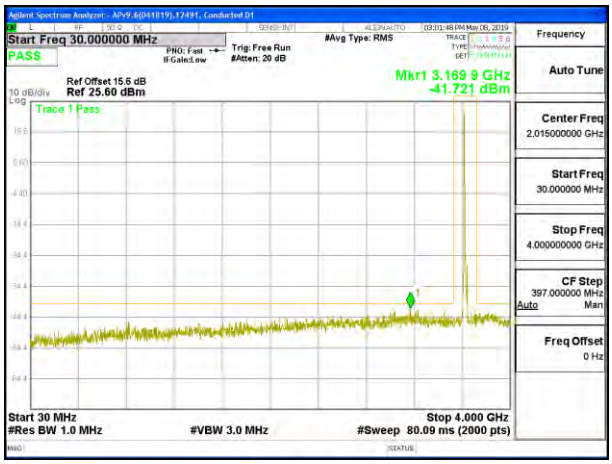

LTE B48 15MHz QPSK Middle Channel RB1-0

LTE B48 15MHz QPSK Middle Channel RB1-0

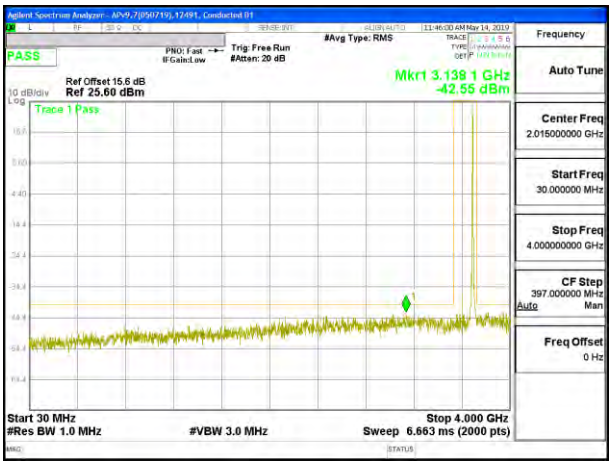

LTE B48 15MHz QPSK High Channel RB1-0

LTE B48 15MHz QPSK High Channel RB1-0

UL VERIFICATION SERVICES INC.
47173 Benicia Street, Fremont, CA 94538; USA TEL:(510) 319-4000 FAX:(510) 661-0888

This report shall not be reproduced except in full, without the written approval of UL Verification Services Inc.

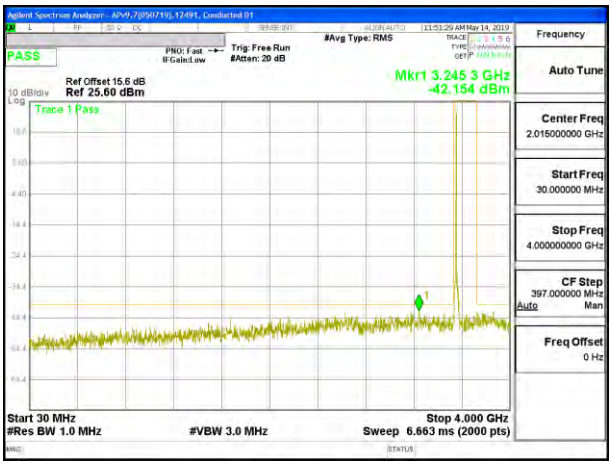

LTE B48 15MHz 16QAM Low Channel RB1-0

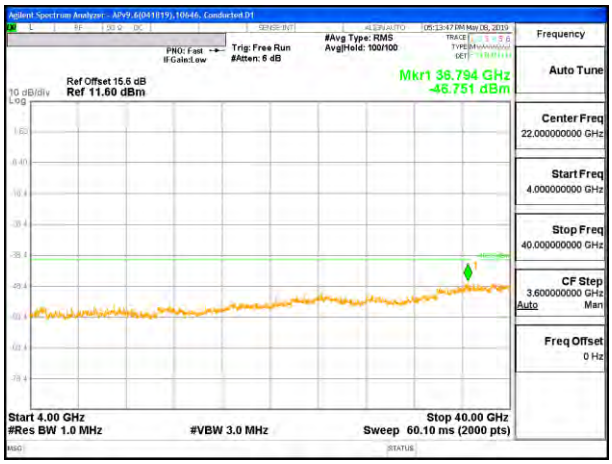

LTE B48 15MHz 16QAM Low Channel RB1-0

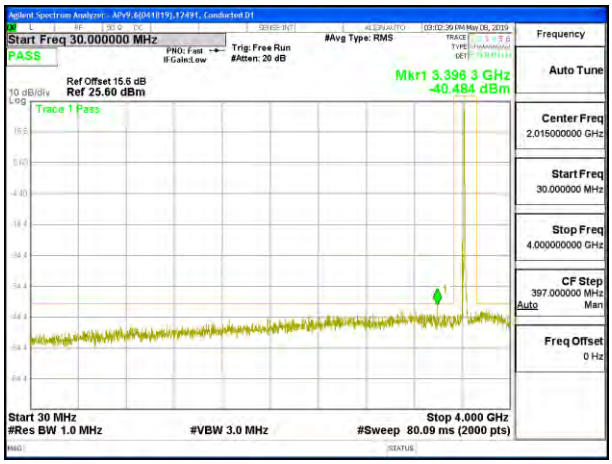

LTE B48 15MHz 16QAM Middle Channel RB1-0

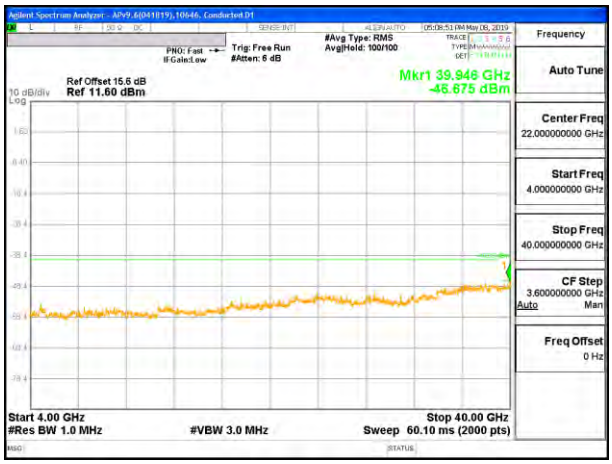

LTE B48 15MHz 16QAM Middle Channel RB1-0

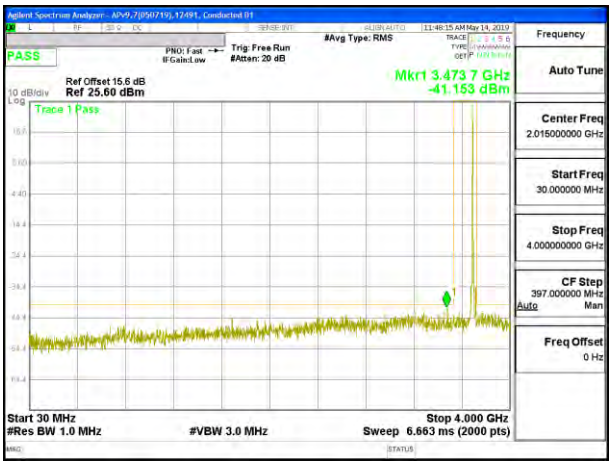

LTE B48 15MHz 16QAM High Channel RB1-0

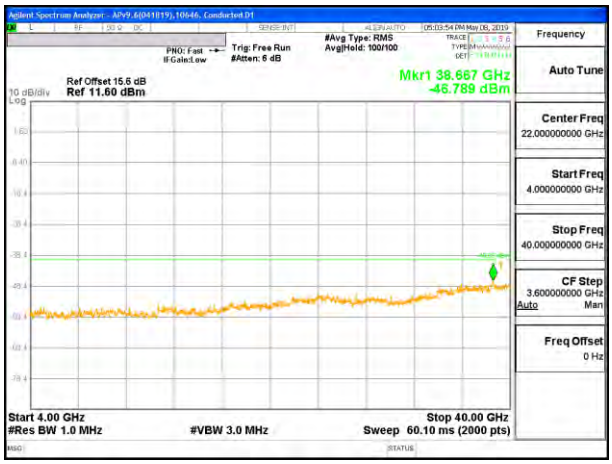

LTE B48 15MHz 16QAM High Channel RB1-0

UL VERIFICATION SERVICES INC.
47173 Benicia Street, Fremont, CA 94538; USA TEL:(510) 319-4000 FAX:(510) 661-0888

This report shall not be reproduced except in full, without the written approval of UL Verification Services Inc.

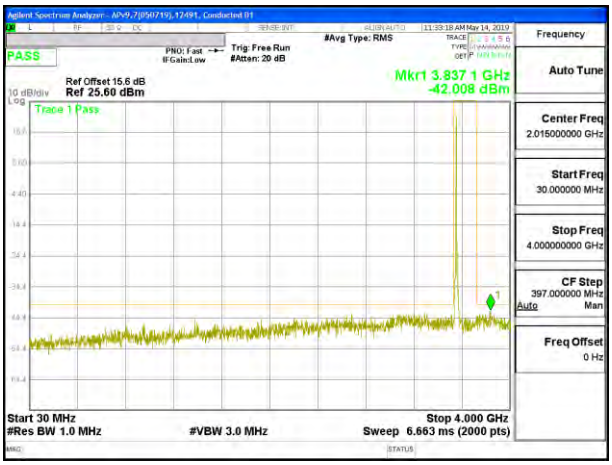

LTE B48 20MHz QPSK Low Channel RB1-0

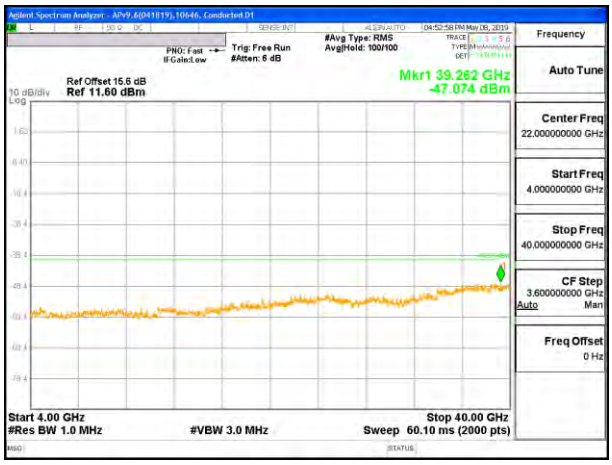

LTE B48 20MHz QPSK Low Channel RB1-0

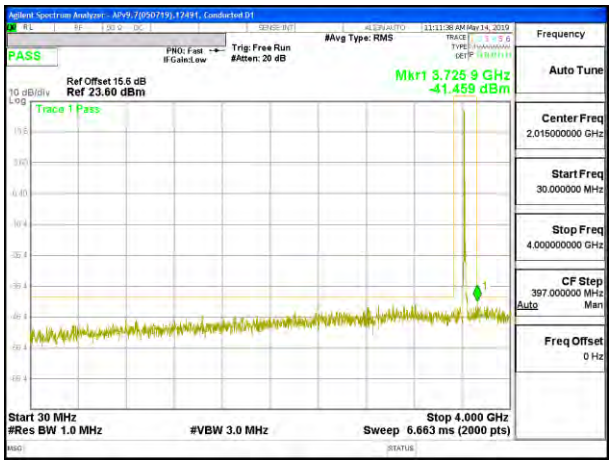

LTE B48 20MHz QPSK Middle Channel RB1-0

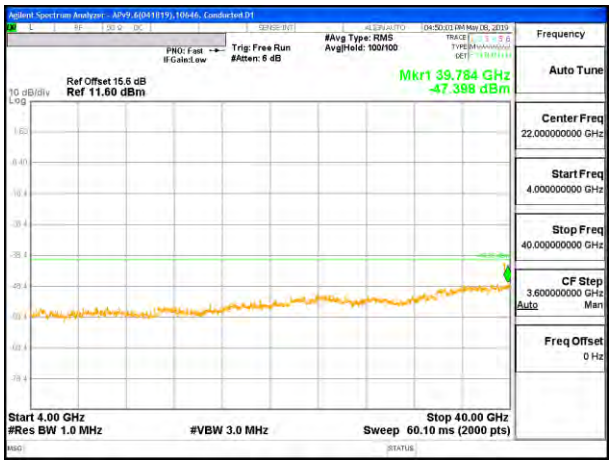

LTE B48 20MHz QPSK Middle Channel RB1-0

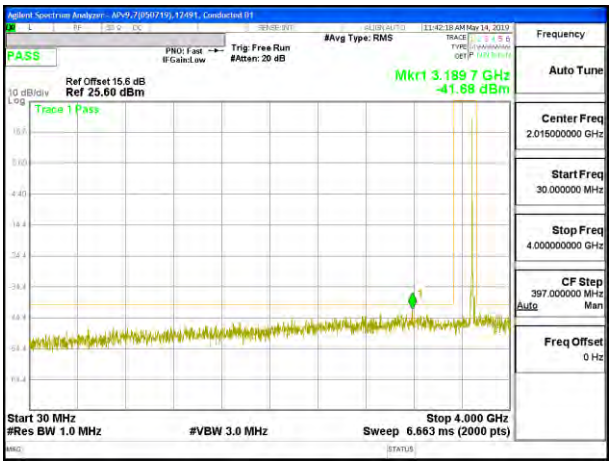

LTE B48 20MHz QPSK High Channel RB1-0

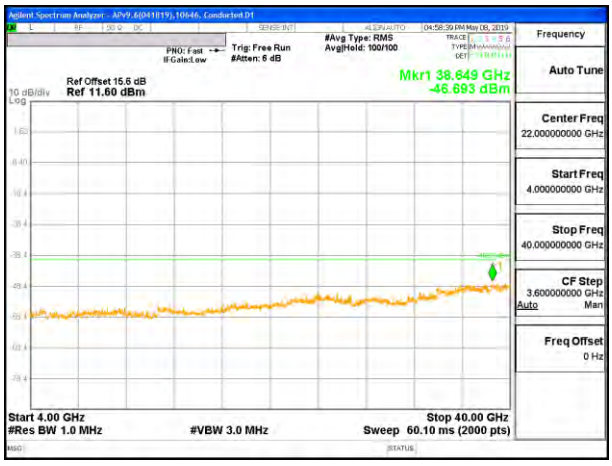

LTE B48 20MHz QPSK High Channel RB1-0

UL VERIFICATION SERVICES INC.
47173 Benicia Street, Fremont, CA 94538; USA TEL:(510) 319-4000 FAX:(510) 661-0888

This report shall not be reproduced except in full, without the written approval of UL Verification Services Inc.

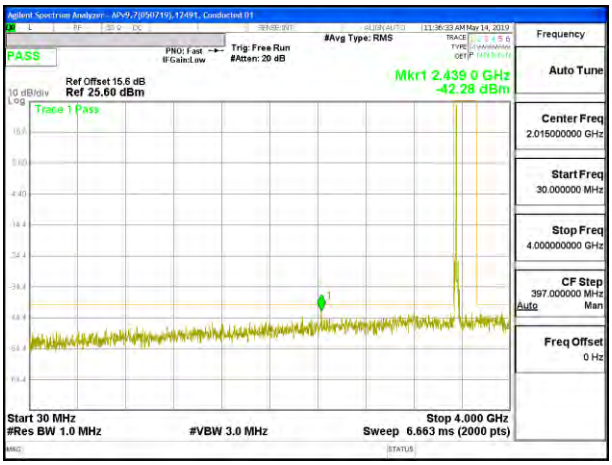

LTE B48 20MHz 16QAM Low Channel RB1-0

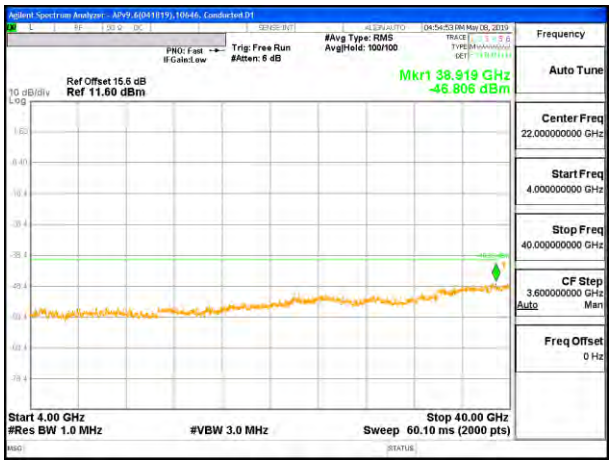

LTE B48 20MHz 16QAM Low Channel RB1-0

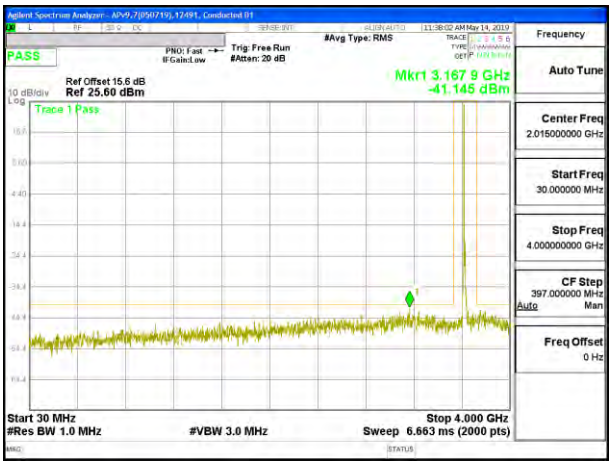

LTE B48 20MHz 16QAM Middle Channel RB1-0

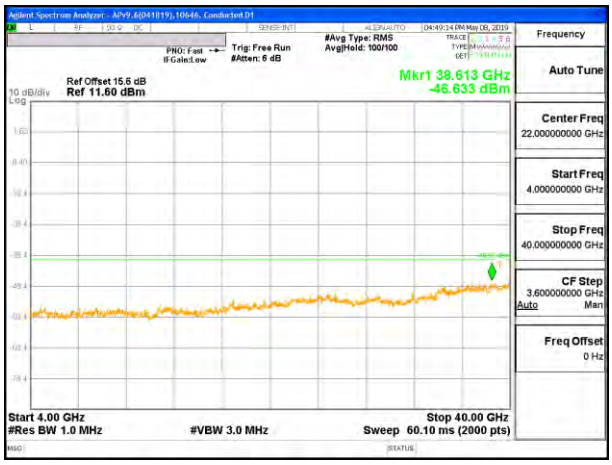

LTE B48 20MHz 16QAM Middle Channel RB1-0

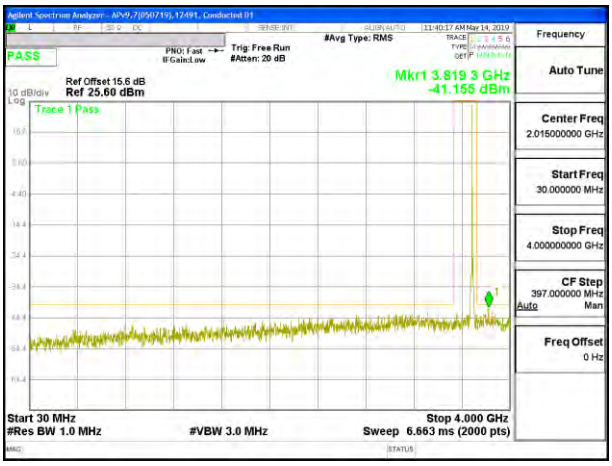

LTE B48 20MHz 16QAM High Channel RB1-0

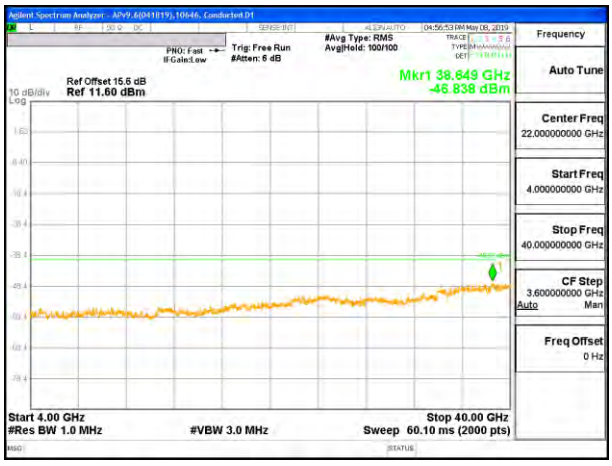

LTE B48 20MHz 16QAM High Channel RB1-0

UL VERIFICATION SERVICES INC.
47173 Benicia Street, Fremont, CA 94538; USA TEL:(510) 319-4000 FAX:(510) 661-0888

This report shall not be reproduced except in full, without the written approval of UL Verification Services Inc.

8.3.12. LTE BAND 66

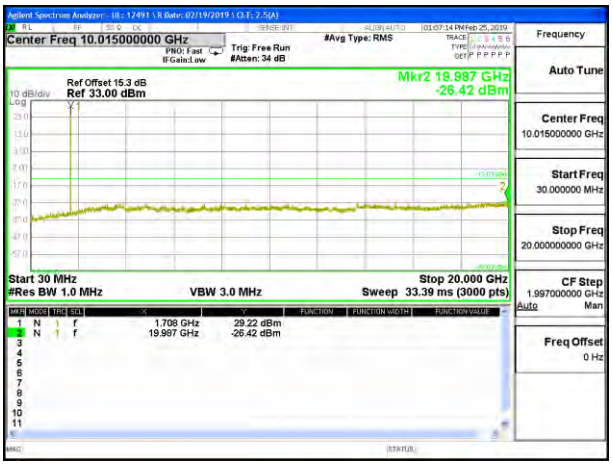

LTE B66 1.4MHz QPSK Low Channel RB1-0

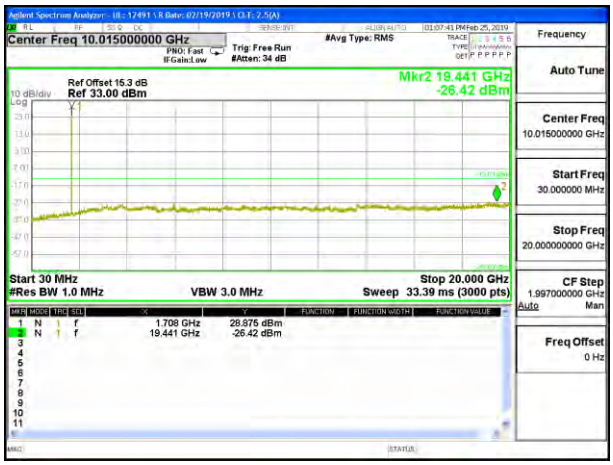

LTE B66 1.4MHz 16QAM Low Channel RB1-0

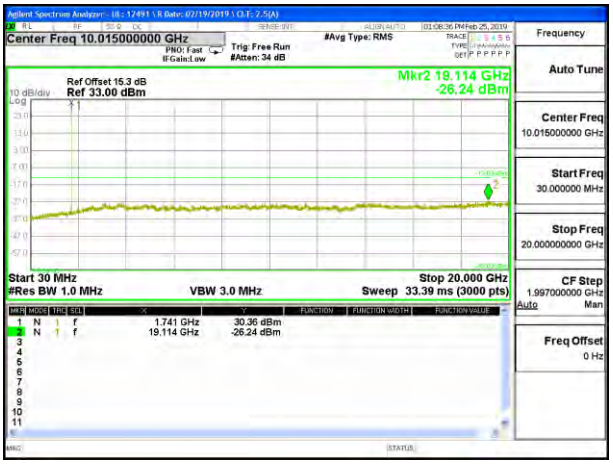

LTE B66 1.4MHz QPSK Middle Channel RB1-0

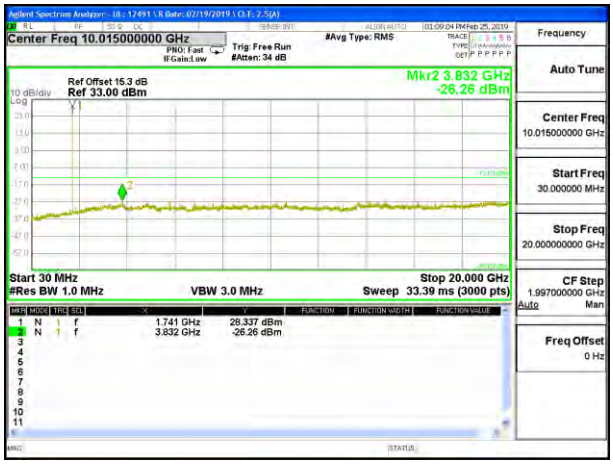

LTE B66 1.4MHz 16QAM Middle Channel RB1-0

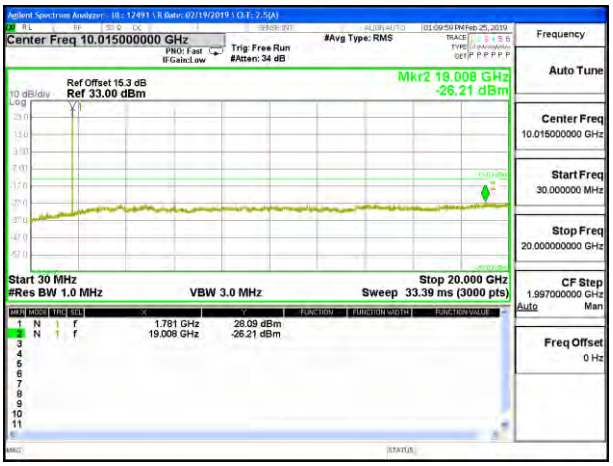

LTE B66 1.4MHz QPSK High Channel RB1-0

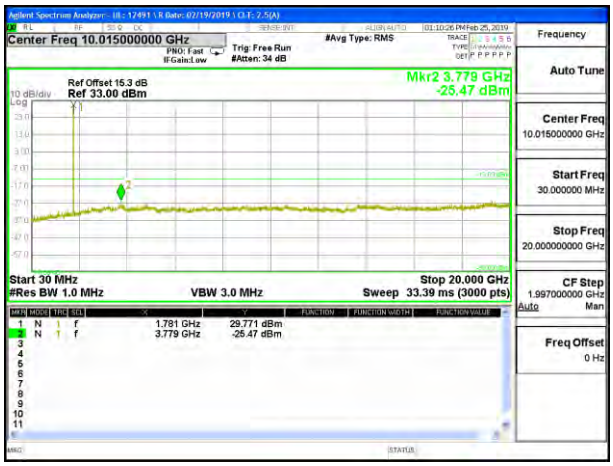

LTE B66 1.4MHz 16QAM High Channel RB1-0

UL VERIFICATION SERVICES INC.
47173 Benicia Street, Fremont, CA 94538; USA TEL:(510) 319-4000 FAX:(510) 661-0888
This report shall not be reproduced except in full, without the written approval of UL Verification Services Inc.

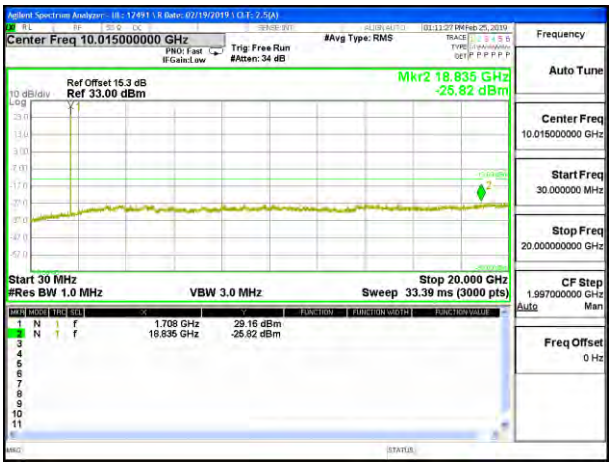

LTE B66 3MHz QPSK Low Channel RB1-0

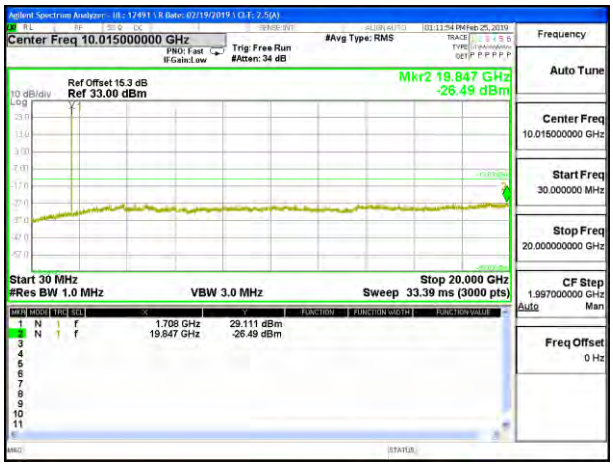

LTE B66 3MHz 16QAM Low Channel RB1-0

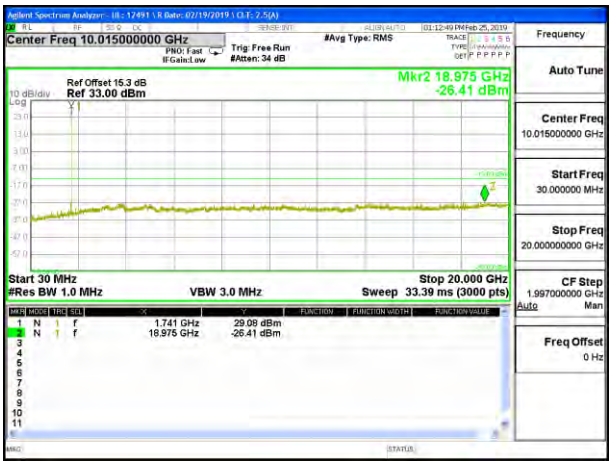

LTE B66 3MHz QPSK Middle Channel RB1-0

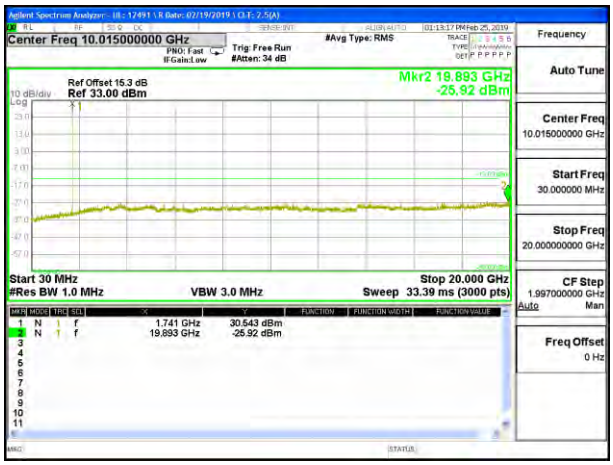

LTE B66 3MHz 16QAM Middle Channel RB1-0

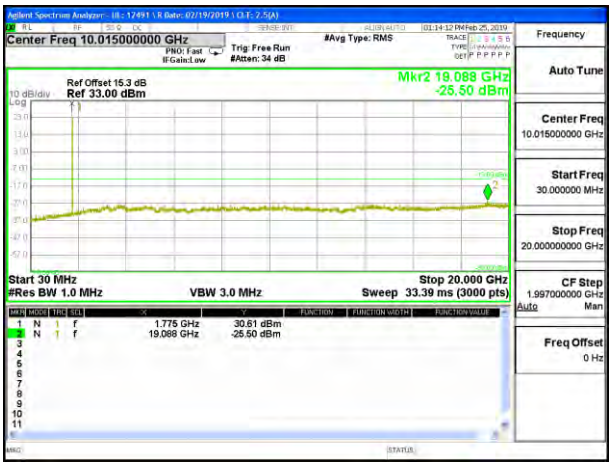

LTE B66 3MHz QPSK High Channel RB1-0

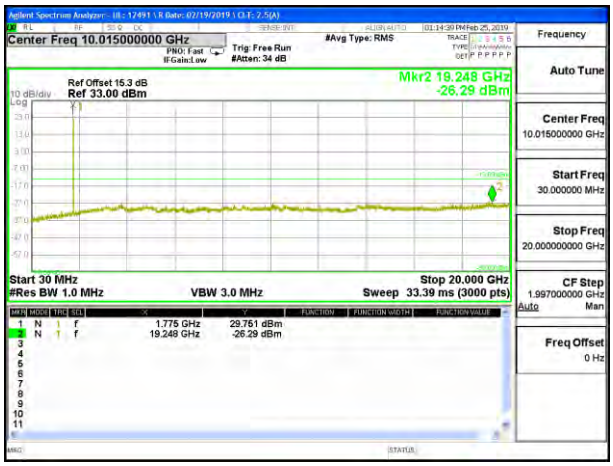

LTE B66 3MHz 16QAM High Channel RB1-0

UL VERIFICATION SERVICES INC.
47173 Benicia Street, Fremont, CA 94538; USA TEL:(510) 319-4000 FAX:(510) 661-0888
This report shall not be reproduced except in full, without the written approval of UL Verification Services Inc.

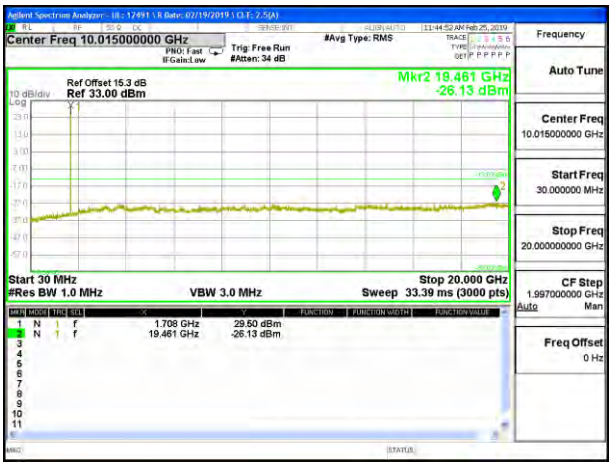

LTE B66 5MHz QPSK Low Channel RB1-0

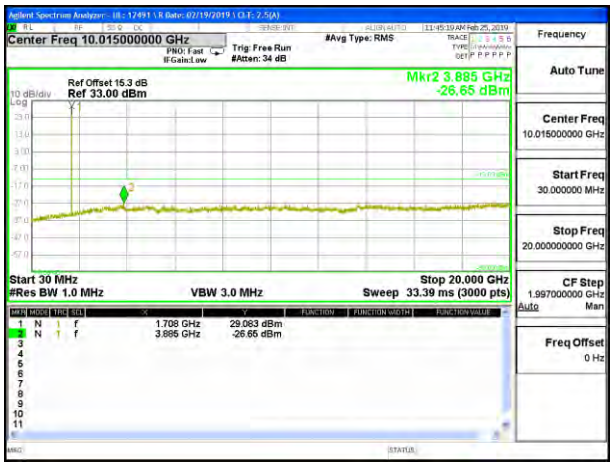

LTE B66 5MHz 16QAM Low Channel RB1-0

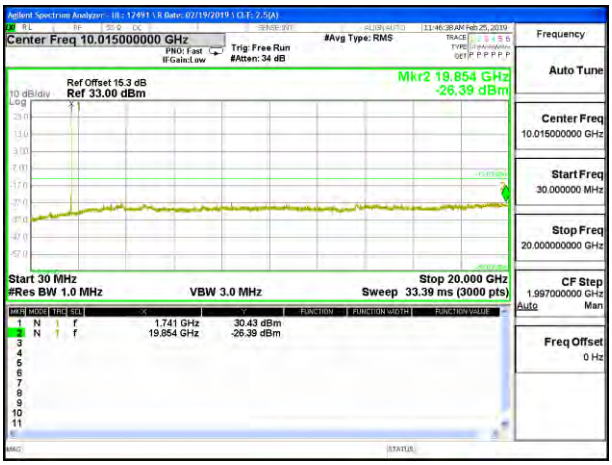

LTE B66 5MHz QPSK Middle Channel RB1-0

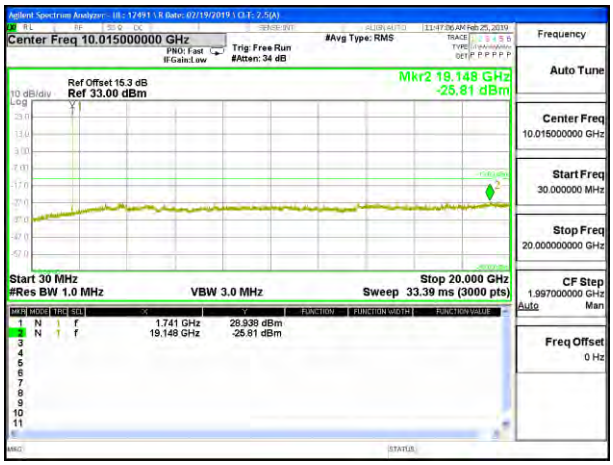

LTE B66 5MHz 16QAM Middle Channel RB1-0

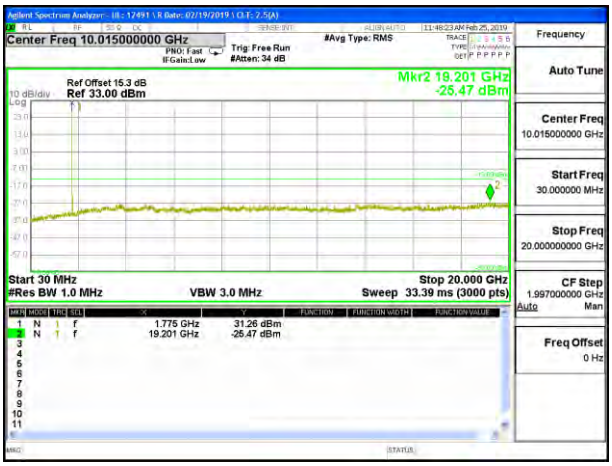

LTE B66 5MHz QPSK High Channel RB1-0

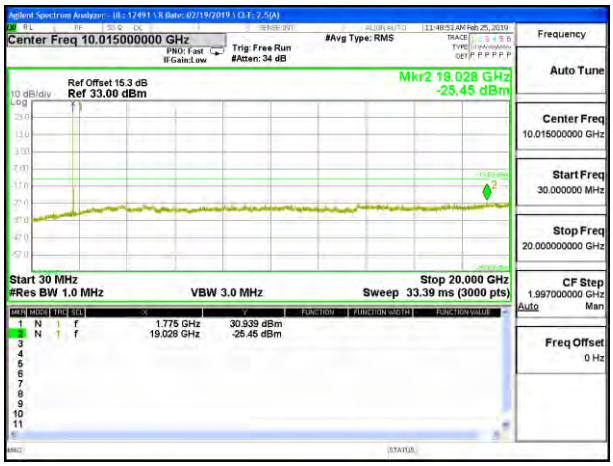

LTE B66 5MHz 16QAM High Channel RB1-0

UL VERIFICATION SERVICES INC.
47173 Benicia Street, Fremont, CA 94538; USA TEL:(510) 319-4000 FAX:(510) 661-0888
This report shall not be reproduced except in full, without the written approval of UL Verification Services Inc.

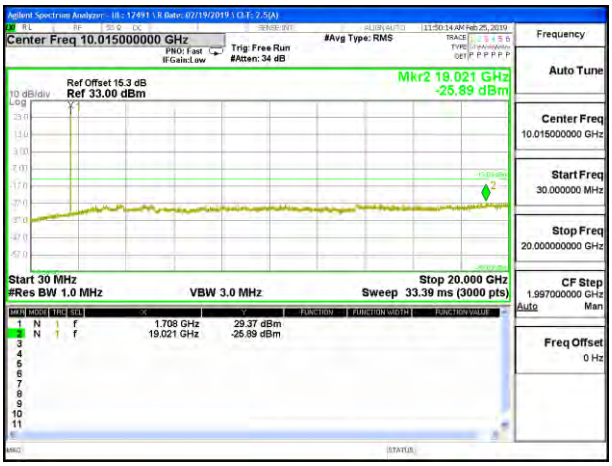

LTE B66 10MHz QPSK Low Channel RB1-0

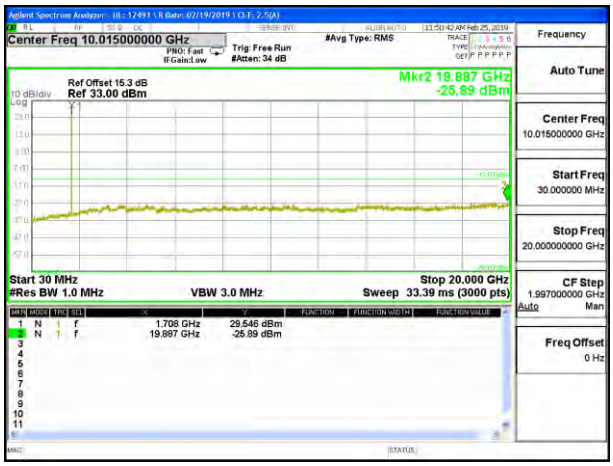

LTE B66 10MHz 16QAM Low Channel RB1-0

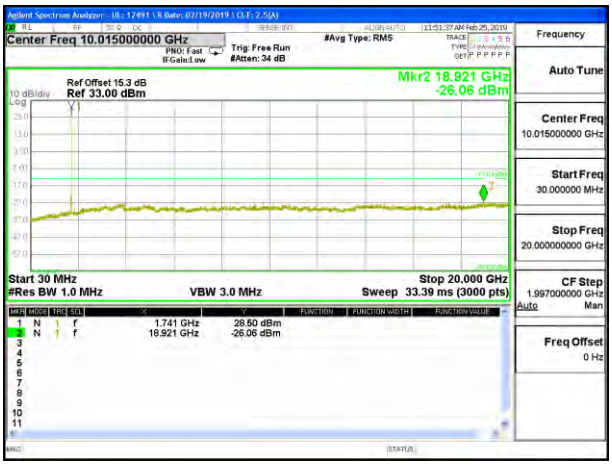

LTE B66 10MHz QPSK Middle Channel RB1-0

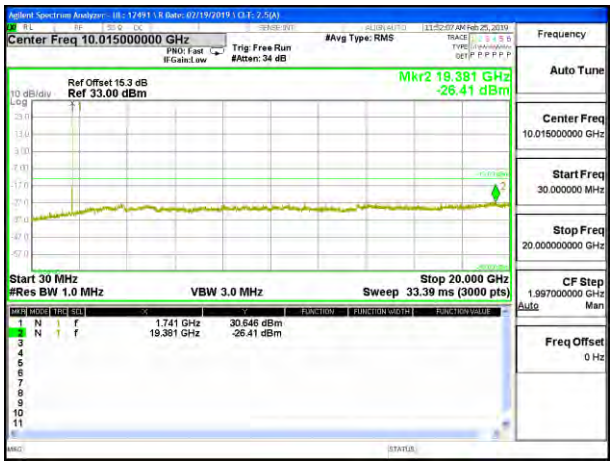

LTE B66 10MHz 16QAM Middle Channel RB1-0

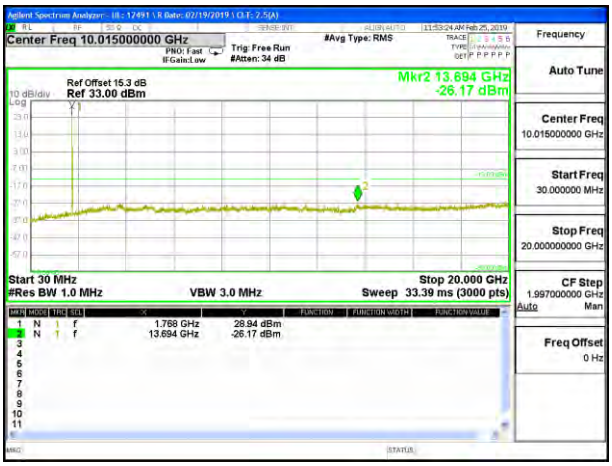

LTE B66 10MHz QPSK High Channel RB1-0

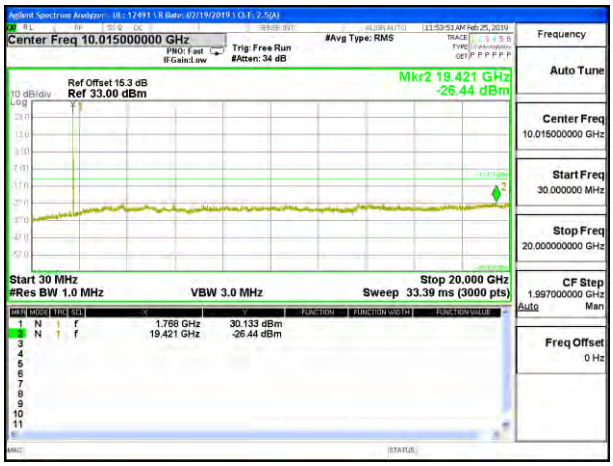

LTE B66 10MHz 16QAM High Channel RB1-0

UL VERIFICATION SERVICES INC.
47173 Benicia Street, Fremont, CA 94538; USA TEL:(510) 319-4000 FAX:(510) 661-0888
This report shall not be reproduced except in full, without the written approval of UL Verification Services Inc.

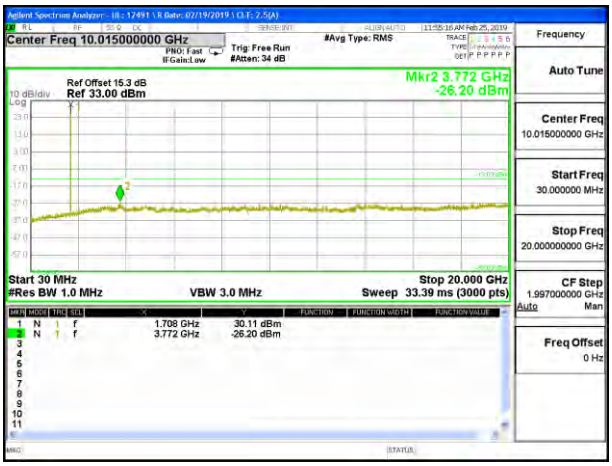

LTE B66 15MHz QPSK Low Channel RB1-0

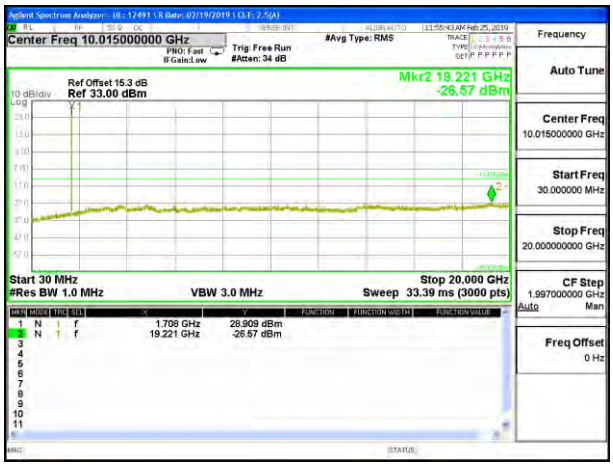

LTE B66 15MHz 16QAM Low Channel RB1-0

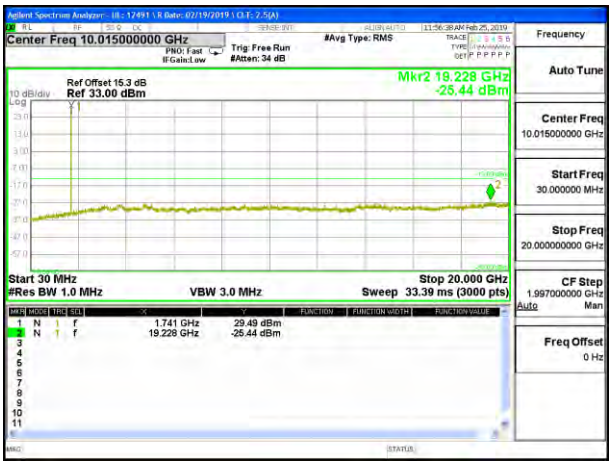

LTE B66 15MHz QPSK Middle Channel RB1-0

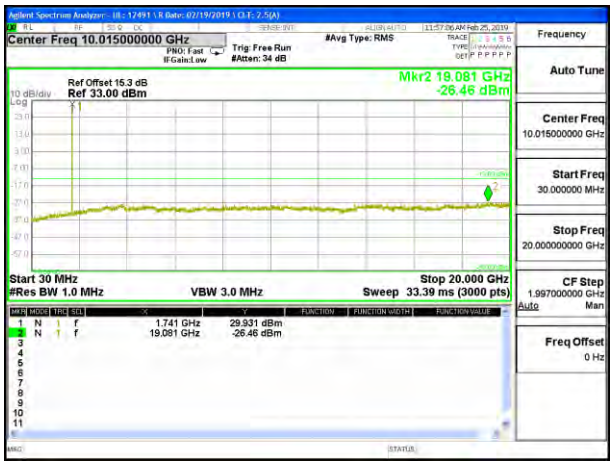

LTE B66 15MHz 16QAM Middle Channel RB1-0

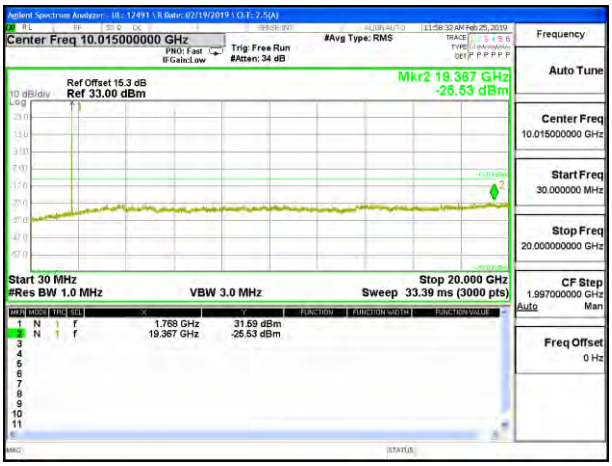

LTE B66 15MHz QPSK High Channel RB1-0

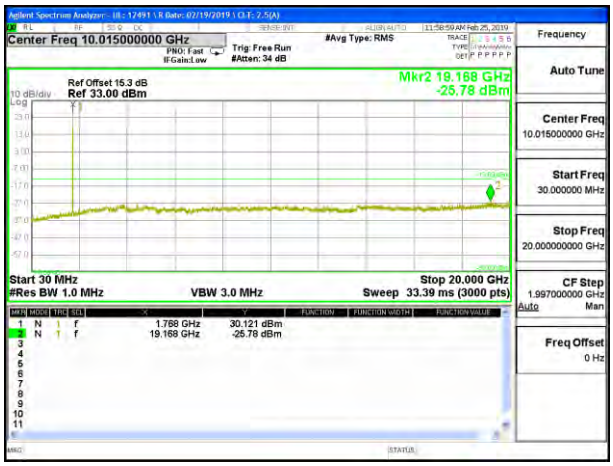

LTE B66 15MHz 16QAM High Channel RB1-0

UL VERIFICATION SERVICES INC.
47173 Benicia Street, Fremont, CA 94538; USA TEL:(510) 319-4000 FAX:(510) 661-0888
This report shall not be reproduced except in full, without the written approval of UL Verification Services Inc.

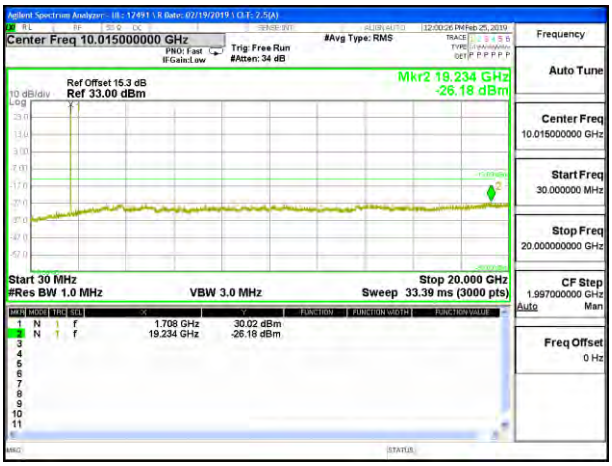

LTE B66 20MHz QPSK Low Channel RB1-0

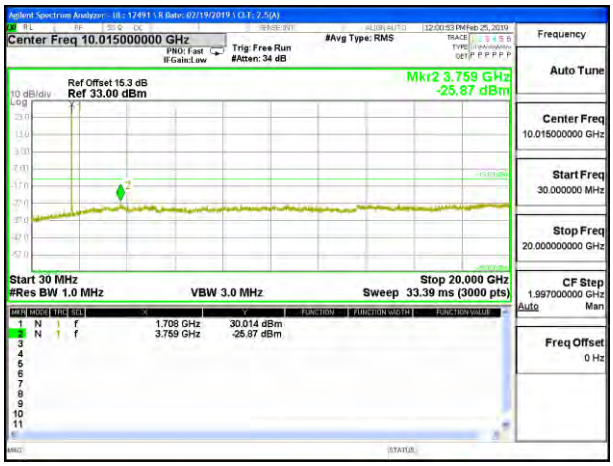

LTE B66 20MHz 16QAM Low Channel RB1-0

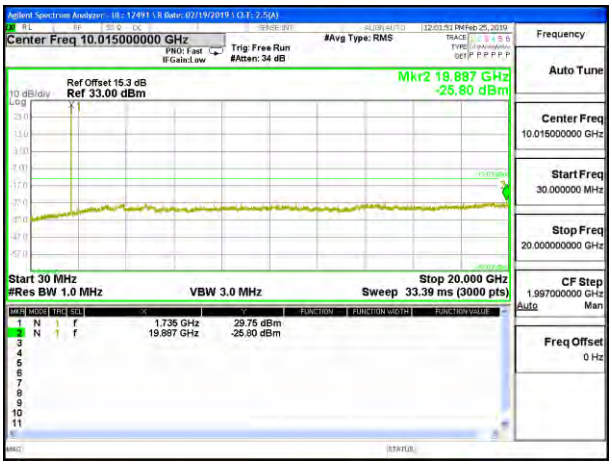

LTE B66 20MHz QPSK Middle Channel RB1-0

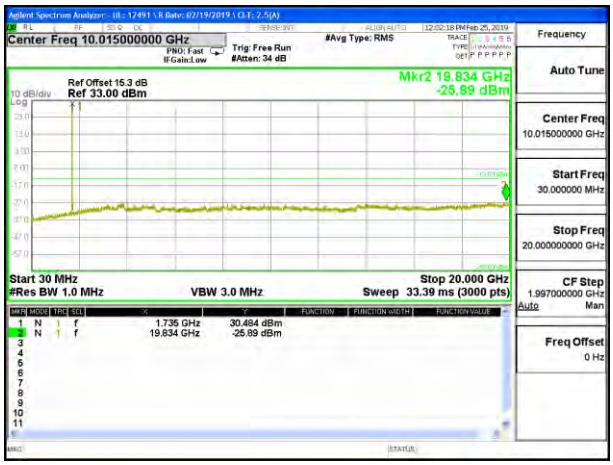

LTE B66 20MHz 16QAM Middle Channel RB1-0

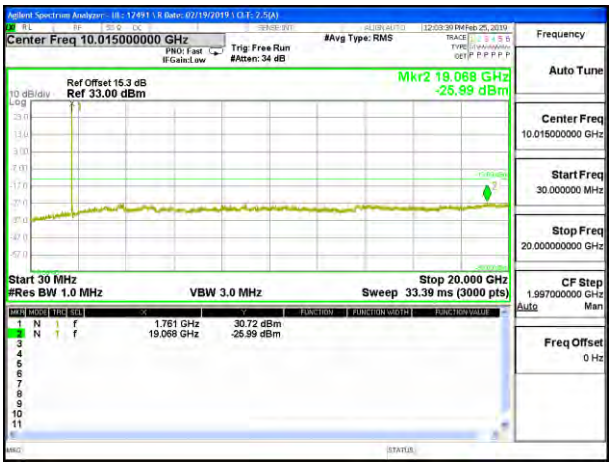

LTE B66 20MHz QPSK High Channel RB1-0

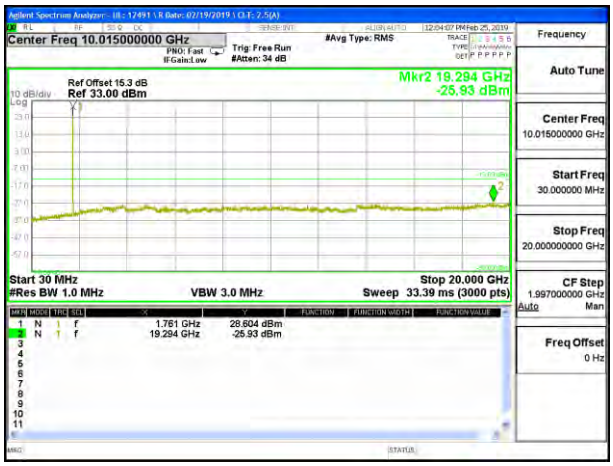

LTE B66 20MHz 16QAM High Channel RB1-0

UL VERIFICATION SERVICES INC.
47173 Benicia Street, Fremont, CA 94538; USA TEL:(510) 319-4000 FAX:(510) 661-0888
This report shall not be reproduced except in full, without the written approval of UL Verification Services Inc.

8.4. FREQUENCY STABILITY

RULE PART(S)
FCC: §2.1055, §22.355, §24.235, §27.54, §90.213 and §90.539

LIMITS
FCC: §22.355, §90.213
The carrier frequency shall not depart from the reference frequency in excess of ±2.5 ppm for mobile stations.

FCC: §90.539
(e) The frequency stability of mobile, portable and control transmitters operating in the wideband segment must be 1.25 ppm or better when AFC is locked to a base station, and 5 ppm or better when AFC is not locked.

FCC: §24.235 & §27.54
The frequency stability shall be sufficient to ensure that the fundamental emission stays within the authorized frequency block.

TEST PROCEDURE
Use CMW 500 with Frequency Error measurement capability.

- Temp. = −30°C to +50°C
- Voltage = (85% - 115%)

  Low voltage, 3.23VDC, Normal, 3.8VDC and High voltage, 4.37VDC.
  End Voltage, 3.2VDC.

Frequency Stability vs Temperature:
The EUT is place inside a temperature chamber. The temperature is set to 20ºC and allowed to stabilize. After sufficient soak time, the transmitting frequency error is measured. The temperature is increased by 10 degrees, allowed to stabilize and soak, and then the measurement is repeated. This is repeated until +50ºC is reached.

Frequency Stability vs Voltage:
The peak frequency error is recorded (worst-case).

MODES TESTED

- LTE Band 2
- LTE Band 5
- LTE Band 7
- LTE Band 12
- LTE Band 13
- LTE Band 17
- LTE Band 25
- LTE Band 26
- LTE Band 30
- LTE Band 41
- LTE Band 48
- LTE Band 66

RESULTS
See the following pages.

UL VERIFICATION SERVICES INC.
47173 Benicia Street, Fremont, CA 94538; USA TEL:(510) 319-4000 FAX:(510) 661-0888
This report shall not be reproduced except in full, without the written approval of UL Verification Services Inc.

8.4.1. LTE BAND 2

ID:	38602	Date:	2/18/19

QPSK, (20MHz BANDWIDTH)

Limit		1850	1910	Delta (Hz)	Frequency Stability (ppm)
Condition		F low @ -13dBm	F high @ -13dBm		
Temperature	Voltage	(MHz)	(MHz)		
Normal (20C)	Normal	1851.1056	1908.9582		
Extreme (50C)		1851.1056	1908.9583	3.5	0.002
Extreme (40C)		1851.1056	1908.9583	3.9	0.002
Extreme (30C)		1851.1056	1908.9583	4.1	0.002
Extreme (10C)		1851.1056	1908.9583	4.4	0.002
Extreme (0C)		1851.1056	1908.9583	3.8	0.002
Extreme (-10C)		1851.1056	1908.9583	3.5	0.002
Extreme (-20C)		1851.1056	1908.9583	3.4	0.002
Extreme (-30C)		1851.1056	1908.9583	3.2	0.002
20C	15%	1851.1056	1908.9583	3.9	0.002
	-15%	1851.1056	1908.9583	3.6	0.002
	End Point	1851.1056	1908.9583	3.3	0.002

8.4.2. LTE BAND 5

ID:	19470	Date:	2/18/19

QPSK, (10MHz BANDWIDTH)

Limit		824	849	Delta (Hz)	Frequency Stability (ppm)
Condition		F low @ -13dBm	F high @ -13dBm		
Temperature	Voltage	(MHz)	(MHz)		
Normal (20C)	Normal	824.5236	848.5556		
Extreme (50C)		824.5236	848.5556	5.0	0.006
Extreme (40C)		824.5236	848.5556	4.6	0.006
Extreme (30C)		824.5236	848.5556	4.5	0.005
Extreme (10C)		824.5236	848.5556	4.8	0.006
Extreme (0C)		824.5236	848.5556	4.8	0.006
Extreme (-10C)		824.5236	848.5556	4.5	0.005
Extreme (-20C)		824.5236	848.5556	4.9	0.006
Extreme (-30C)		824.5236	848.5556	4.6	0.005
20C	15%	824.5236	848.5556	4.9	0.006
	-15%	824.5236	848.5556	4.5	0.005
	End Point	824.5236	848.5556	4.2	0.005

UL VERIFICATION SERVICES INC.
47173 Benicia Street, Fremont, CA 94538; USA TEL:(510) 319-4000 FAX:(510) 661-0888
This report shall not be reproduced except in full, without the written approval of UL Verification Services Inc.

8.4.3. LTE BAND 7

ID:	19470	Date:	2/18/19

QPSK, (20MHz BANDWIDTH)

Limit		2500	2570	Delta (Hz)	Frequency Stability (ppm)
Condition		F low @ -13dBm	F high @ -13dBm		
Temperature	Voltage	(MHz)	(MHz)		
Normal (20C)	Normal	2501.0645	2568.9539		
Extreme (50C)		2501.0645	2568.9539	2.2	0.001
Extreme (40C)		2501.0645	2568.9539	1.0	0.000
Extreme (30C)		2501.0645	2568.9539	1.7	0.001
Extreme (10C)		2501.0645	2568.9539	1.4	0.001
Extreme (0C)		2501.0645	2568.9539	1.7	0.001
Extreme (-10C)		2501.0645	2568.9539	1.7	0.001
Extreme (-20C)		2501.0645	2568.9539	2.2	0.001
Extreme (-30C)		2501.0645	2568.9539	1.6	0.001
20C	15%	2501.0645	2568.9539	2.1	0.001
	-15%	2501.0645	2568.9539	1.6	0.001
	End Point	2501.0645	2568.9539	1.4	0.001

8.4.4. LTE BAND 12

ID:	38602	Date:	2/19/19

QPSK, (10MHz BANDWIDTH)

Limit		699	716	Delta (Hz)	Frequency Stability (ppm)
Condition		F low @ -13dBm	F high @ -13dBm		
Temperature	Voltage	(MHz)	(MHz)		
Normal (20C)	Normal	699.4870	715.4740		
Extreme (50C)		699.4871	715.4740	4.1	0.006
Extreme (40C)		699.4871	715.4740	3.8	0.005
Extreme (30C)		699.4871	715.4740	4.0	0.006
Extreme (10C)		699.4871	715.4740	4.1	0.006
Extreme (0C)		699.4871	715.4740	4.2	0.006
Extreme (-10C)		699.4871	715.4740	3.8	0.005
Extreme (-20C)		699.4871	715.4740	4.0	0.006
Extreme (-30C)		699.4871	715.4740	3.7	0.005
20C	15%	699.4871	715.4740	4.2	0.006
	-15%	699.4871	715.4740	3.8	0.005
	End Point	699.4871	715.4740	3.6	0.005

UL VERIFICATION SERVICES INC.
47173 Benicia Street, Fremont, CA 94538; USA TEL:(510) 319-4000 FAX:(510) 661-0888
This report shall not be reproduced except in full, without the written approval of UL Verification Services Inc.

8.4.5. LTE BAND 13

ID:	38602	Date:	2/19/19

QPSK, (10MHz BANDWIDTH)

Limit		777	787	Delta (Hz)	Frequency Stability (ppm)
Condition		F low @ -13dBm (MHz)	F high @ -13dBm (MHz)		
Temperature	Voltage				
Normal (20C)	Normal	777.5380	786.5187		
Extreme (50C)		777.5380	786.5187	4.3	0.005
Extreme (40C)		777.5380	786.5187	4.4	0.006
Extreme (30C)		777.5380	786.5187	4.1	0.005
Extreme (10C)		777.5380	786.5187	3.9	0.005
Extreme (0C)		777.5380	786.5187	4.0	0.005
Extreme (-10C)		777.5380	786.5187	4.2	0.005
Extreme (-20C)		777.5380	786.5187	4.3	0.005
Extreme (-30C)		777.5380	786.5187	3.9	0.005
20C	15%	777.5380	786.5187	4.4	0.006
	-15%	777.5380	786.5187	4.1	0.005
	End Point	777.5380	786.5187	3.7	0.005

8.4.6. LTE BAND 17

ID:	38602	Date:	2/19/19

QPSK, (10MHz BANDWIDTH)

Limit		704	716	Delta (Hz)	Frequency Stability (ppm)
Condition		F low @ -13dBm (MHz)	F high @ -13dBm (MHz)		
Temperature	Voltage				
Normal (20C)	Normal	704.5347	715.7495		
Extreme (50C)		704.5347	715.7495	4.1	0.006
Extreme (40C)		704.5347	715.7495	3.7	0.005
Extreme (30C)		704.5347	715.7495	3.9	0.005
Extreme (10C)		704.5347	715.7495	3.6	0.005
Extreme (0C)		704.5347	715.7495	3.7	0.005
Extreme (-10C)		704.5347	715.7495	4.0	0.006
Extreme (-20C)		704.5347	715.7495	4.1	0.006
Extreme (-30C)		704.5347	715.7495	3.7	0.005
20C	15%	704.5347	715.7495	3.8	0.005
	-15%	704.5347	715.7495	4.0	0.006
	End Point	704.5347	715.7495	3.6	0.005

UL VERIFICATION SERVICES INC.
47173 Benicia Street, Fremont, CA 94538; USA TEL:(510) 319-4000 FAX:(510) 661-0888
This report shall not be reproduced except in full, without the written approval of UL Verification Services Inc.

8.4.7. LTE BAND 25

ID:	19470	Date:	2/19/19

QPSK, (20MHz BANDWIDTH)

Limit		1850	1915	Delta (Hz)	Frequency Stability (ppm)
Condition		F low @ -13dBm	F high @ -13dBm		
Temperature	Voltage	(MHz)	(MHz)		
Normal (20C)	Normal	1851.0864	1913.9490		
Extreme (50C)		1851.0864	1913.9490	0.2	0.000
Extreme (40C)		1851.0864	1913.9490	0.3	0.000
Extreme (30C)		1851.0864	1913.9490	0.4	0.000
Extreme (10C)		1851.0864	1913.9490	3.2	0.002
Extreme (0C)		1851.0864	1913.9490	1.1	0.001
Extreme (-10C)		1851.0864	1913.9490	1.1	0.001
Extreme (-20C)		1851.0864	1913.9490	0.6	0.000
Extreme (-30C)		1851.0864	1913.9490	0.4	0.000
20C	15%	1851.0864	1913.9490	0.9	0.000
	-15%	1851.0864	1913.9490	0.5	0.000
	End Point	1851.0864	1913.9490	0.8	0.000

8.4.8. LTE BAND 26 (PART 90S)

ID:	19470	Date:	2/19/19

QPSK, (10MHz BANDWIDTH)

Limit		814	824	Delta (Hz)	Frequency Stability (ppm)
Condition		F low @ -13dBm	F high @ -13dBm		
Temperature	Voltage	(MHz)	(MHz)		
Normal (20C)	Normal	814.4908	823.5133		
Extreme (50C)		814.4908	823.5133	4.3	0.005
Extreme (40C)		814.4908	823.5133	4.4	0.005
Extreme (30C)		814.4908	823.5133	4.3	0.005
Extreme (10C)		814.4908	823.5133	4.5	0.006
Extreme (0C)		814.4908	823.5133	4.5	0.006
Extreme (-10C)		814.4908	823.5133	4.3	0.005
Extreme (-20C)		814.4908	823.5133	4.4	0.005
Extreme (-30C)		814.4908	823.5133	4.8	0.006
20C	15%	814.4908	823.5133	4.6	0.006
	-15%	814.4908	823.5133	4.6	0.006
	End Point	814.4908	823.5133	4.2	0.005

UL VERIFICATION SERVICES INC.
47173 Benicia Street, Fremont, CA 94538; USA TEL:(510) 319-4000 FAX:(510) 661-0888
This report shall not be reproduced except in full, without the written approval of UL Verification Services Inc.

8.4.9. LTE BAND 30

ID:	38602	Date:	2/20/19

QPSK, (10MHz BANDWIDTH)

Limit		2305	2315	Delta (Hz)	Frequency Stability (ppm)
Condition		F low @ -13dBm (MHz)	F high @ -13dBm (MHz)		
Temperature	Voltage				
Normal (20C)	Normal	2305.5231	2314.6313		
Extreme (50C)		2305.5231	2314.6313	4.4	0.002
Extreme (40C)		2305.5231	2314.6313	4.2	0.002
Extreme (30C)		2305.5231	2314.6313	4.5	0.002
Extreme (10C)		2305.5231	2314.6313	4.1	0.002
Extreme (0C)		2305.5231	2314.6313	4.3	0.002
Extreme (-10C)		2305.5231	2314.6313	4.5	0.002
Extreme (-20C)		2305.5231	2314.6313	4.2	0.002
Extreme (-30C)		2305.5231	2314.6313	4.2	0.002
20C	15%	2305.5231	2314.6313	4.0	0.002
	-15%	2305.5231	2314.6313	4.3	0.002
	End Point	2305.5231	2314.6313	4.2	0.002

8.4.10. LTE BAND 41

ID:	19470	Date:	2/27/19

QPSK, (20MHz BANDWIDTH)

Limit		2496	2690	Delta (Hz)	Frequency Stability (ppm)
Condition		F low @ -13dBm (MHz)	F high @ -13dBm (MHz)		
Temperature	Voltage				
Normal (20C)	Normal	2496.9086	2688.9929		
Extreme (50C)		2496.9086	2688.9929	11.2	0.004
Extreme (40C)		2496.9086	2688.9929	11.8	0.005
Extreme (30C)		2496.9086	2688.9929	11.8	0.005
Extreme (10C)		2496.9086	2688.9929	12.0	0.005
Extreme (0C)		2496.9086	2688.9929	11.7	0.005
Extreme (-10C)		2496.9086	2688.9929	12.0	0.005
Extreme (-20C)		2496.9086	2688.9929	11.7	0.005
Extreme (-30C)		2496.9086	2688.9929	12.2	0.005
20C	15%	2496.9086	2688.9929	11.7	0.005
	-15%	2496.9086	2688.9929	11.7	0.004
	End Point	2496.9086	2688.9929	11.4	0.004

UL VERIFICATION SERVICES INC.
47173 Benicia Street, Fremont, CA 94538; USA TEL:(510) 319-4000 FAX:(510) 661-0888
This report shall not be reproduced except in full, without the written approval of UL Verification Services Inc.

8.4.11. LTE BAND 48

ID:	30606	Date:	5/16/19

QPSK, (20MHz BANDWIDTH)

Limit		3550	3700	Delta (Hz)	Frequency Stability (ppm)
Condition		F low @ -13dBm	F high @ -13dBm		
Temperature	Voltage	(MHz)	(MHz)		
Normal (20C)	Normal	3550.9275	3699.0921		
Extreme (50C)		3550.9275	3699.0921	8.6	0.002
Extreme (40C)		3550.9275	3699.0921	7.3	0.002
Extreme (30C)		3550.9275	3699.0921	10.4	0.003
Extreme (10C)		3550.9275	3699.0921	7.5	0.002
Extreme (0C)		3550.9275	3699.0921	7.7	0.002
Extreme (-10C)		3550.9275	3699.0921	9.5	0.003
Extreme (-20C)		3550.9275	3699.0921	8.6	0.002
Extreme (-30C)		3550.9275	3699.0921	10.7	0.003
20C	15%	3550.9275	3699.0921	9.5	0.003
	-15%	3550.9275	3699.0921	8.7	0.002
	End Point	3550.9275	3699.0921	9.1	0.003

8.4.12. LTE BAND 66

ID:	38602	Date:	2/20/19

QPSK, (20MHz BANDWIDTH)

Limit		1710	1780	Delta (Hz)	Frequency Stability (ppm)
Condition		F low @ -13dBm	F high @ -13dBm		
Temperature	Voltage	(MHz)	(MHz)		
Normal (20C)	Normal	1711.0815	1778.9547		
Extreme (50C)		1711.0815	1778.9547	3.9	0.002
Extreme (40C)		1711.0815	1778.9547	3.6	0.002
Extreme (30C)		1711.0815	1778.9547	3.7	0.002
Extreme (10C)		1711.0815	1778.9547	3.2	0.002
Extreme (0C)		1711.0815	1778.9547	3.7	0.002
Extreme (-10C)		1711.0815	1778.9547	3.4	0.002
Extreme (-20C)		1711.0815	1778.9547	2.6	0.001
Extreme (-30C)		1711.0815	1778.9547	3.1	0.002
20C	15%	1711.0815	1778.9547	2.9	0.002
	-15%	1711.0815	1778.9547	3.4	0.002
	End Point	1711.0815	1778.9547	3.2	0.002

UL VERIFICATION SERVICES INC.
47173 Benicia Street, Fremont, CA 94538; USA TEL:(510) 319-4000 FAX:(510) 661-0888
This report shall not be reproduced except in full, without the written approval of UL Verification Services Inc.

8.5. PEAK-TO-AVERAGE POWER RATIO

LIMIT

In addition, the peak-to-average power ratio (PAPR) of the transmitter shall not exceed 13 dB for more than 0.1% of the time and shall use a signal corresponding to the highest PAPR during periods of continuous transmission.

MODES TESTED

- LTE Band 2
- LTE Band 5
- LTE Band 7
- LTE Band 12
- LTE Band 13
- LTE Band 17
- LTE Band 25
- LTE Band 26
- LTE Band 30
- LTE Band 41
- LTE Band 48
- LTE Band 66

RESULT

Antenna 1 was used to measure as the worst case; full resource block (FRB) for each bandwidth was used to measure as the worst case. The results from all CCDF measurements are passed with 13dB peak-to-average power ratio criteria.

UL VERIFICATION SERVICES INC.
47173 Benicia Street, Fremont, CA 94538; USA TEL:(510) 319-4000 FAX:(510) 661-0888
This report shall not be reproduced except in full, without the written approval of UL Verification Services Inc.

8.5.1. LTE BAND 2

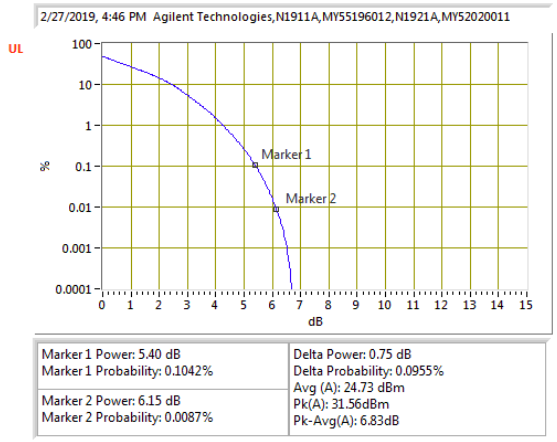

LTE B2 1.4MHz QPSK Middle Channel ID:10646

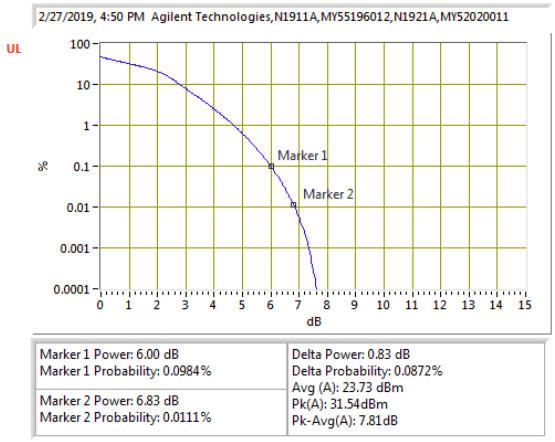

LTE B2 1.4MHz 16QAM Middle Channel ID:10646

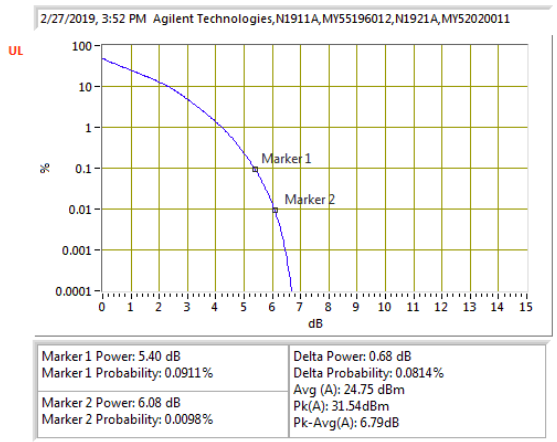

LTE B2 3MHz QPSK Middle Channel ID:10646

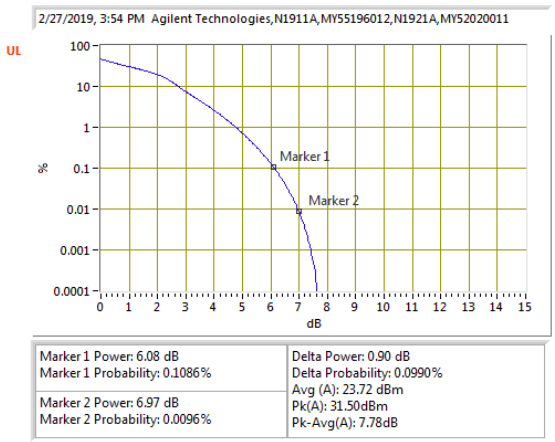

LTE B2 3MHz 16QAM Middle Channel ID:10646

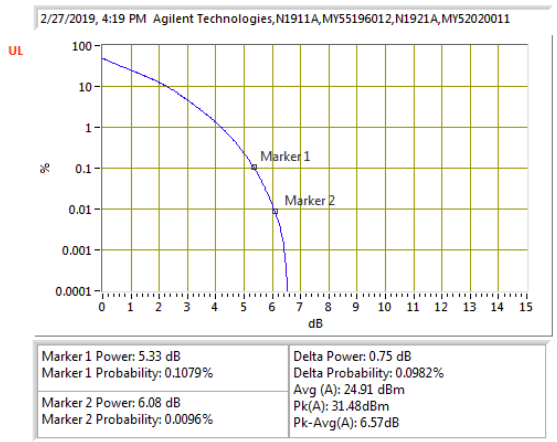

LTE B2 5MHz QPSK Middle Channel ID:10646

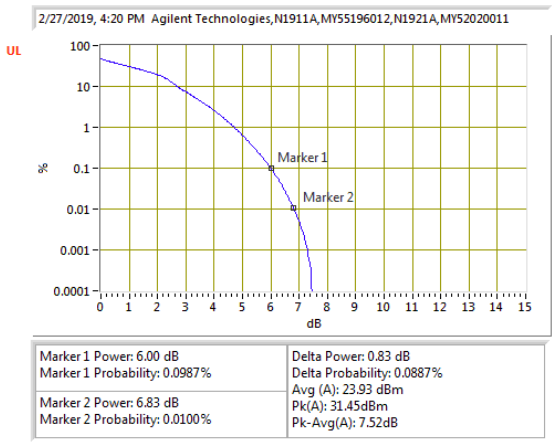

LTE B2 5MHz 16QAM Middle Channel ID:10646

UL VERIFICATION SERVICES INC.
47173 Benicia Street, Fremont, CA 94538; USA TEL:(510) 319-4000 FAX:(510) 661-0888
This report shall not be reproduced except in full, without the written approval of UL Verification Services Inc.

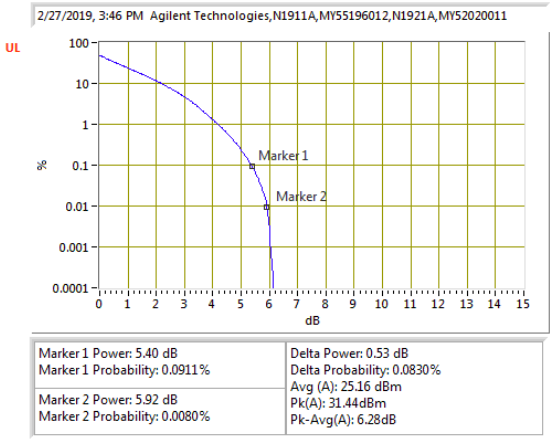

LTE B2 10MHz QPSK Middle Channel ID:10646

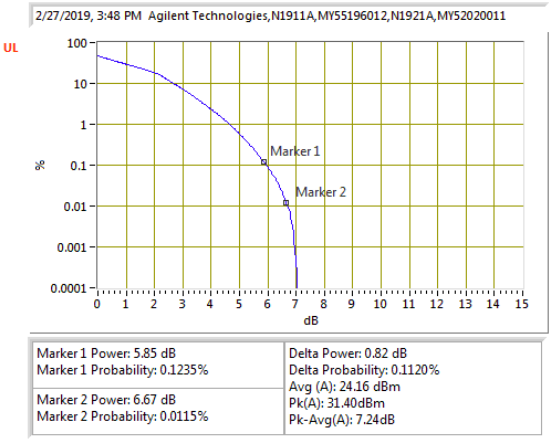

LTE B2 10MHz 16QAM Middle Channel ID:10646

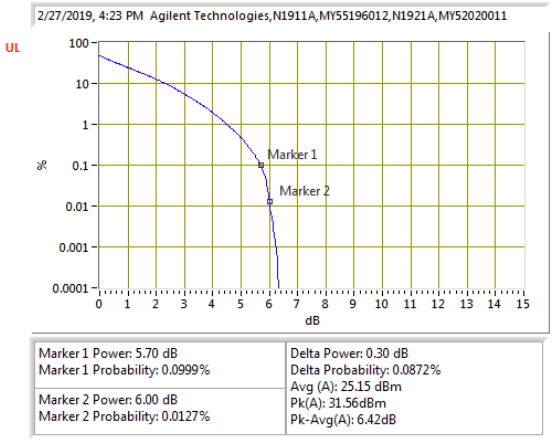

LTE B2 15MHz QPSK Middle Channel ID:10646

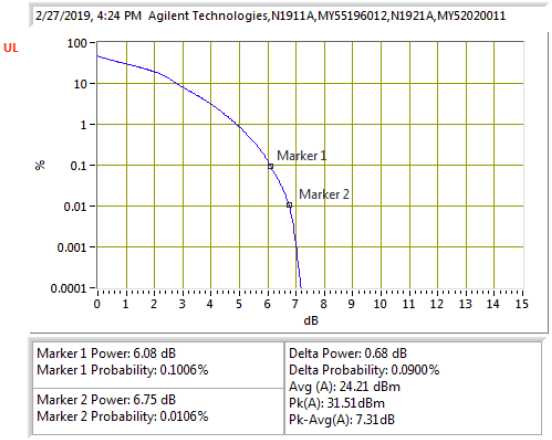

LTE B2 15MHz 16QAM Middle Channel ID:10646

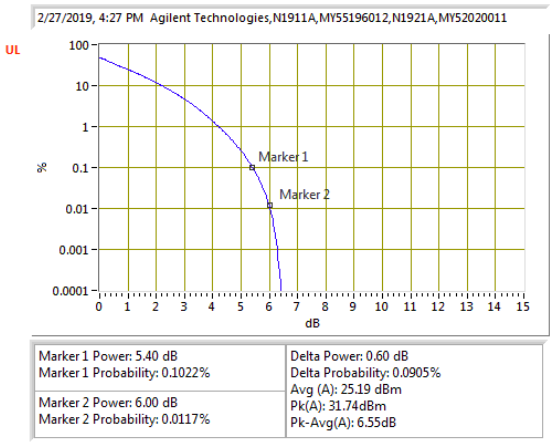

LTE B2 20MHz QPSK Middle Channel ID:10646

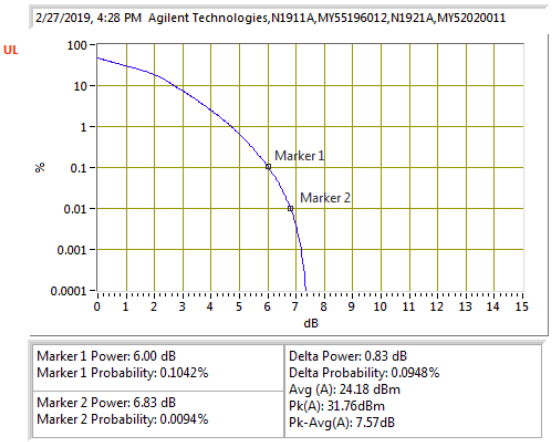

LTE B2 20MHz 16QAM Middle Channel ID:10646

UL VERIFICATION SERVICES INC.
47173 Benicia Street, Fremont, CA 94538; USA TEL:(510) 319-4000 FAX:(510) 661-0888
This report shall not be reproduced except in full, without the written approval of UL Verification Services Inc.

8.5.2. LTE BAND 5

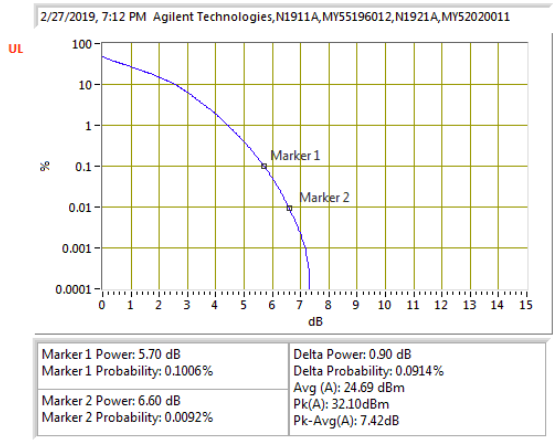

LTE B5 1.4MHz QPSK Middle Channel ID:10646

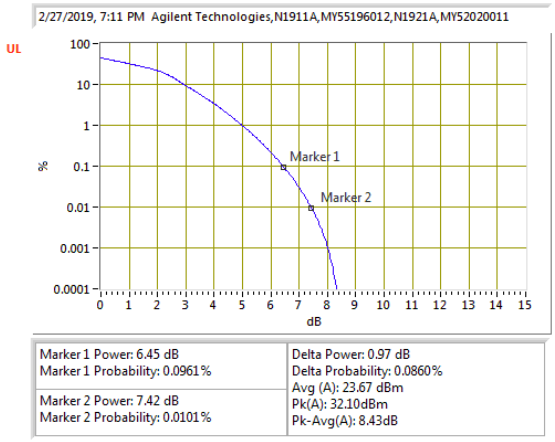

LTE B5 1.4MHz 16QAM Middle Channel ID:10646

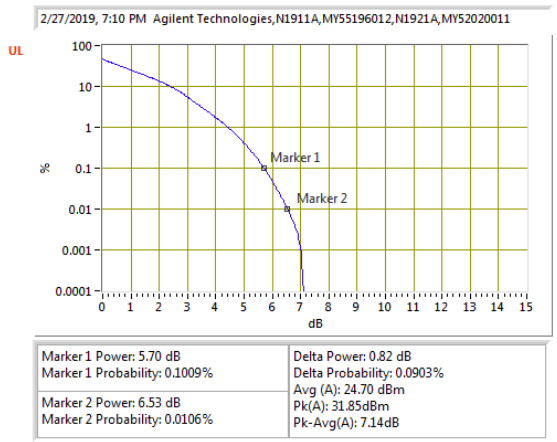

LTE B5 3MHz QPSK Middle Channel ID:10646

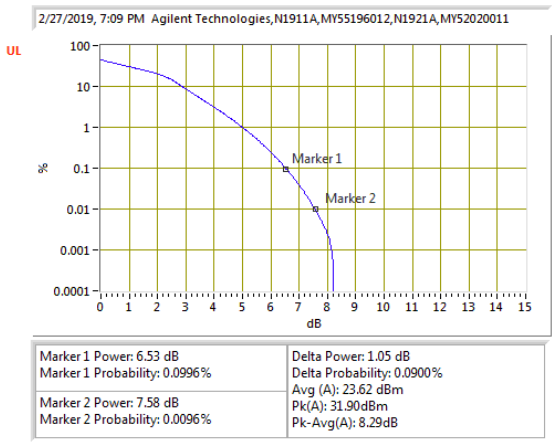

LTE B5 3MHz 16QAM Middle Channel ID:10646

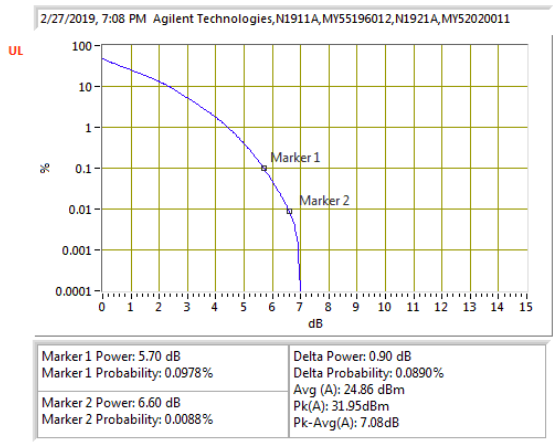

LTE B5 5MHz QPSK Middle Channel ID:10646

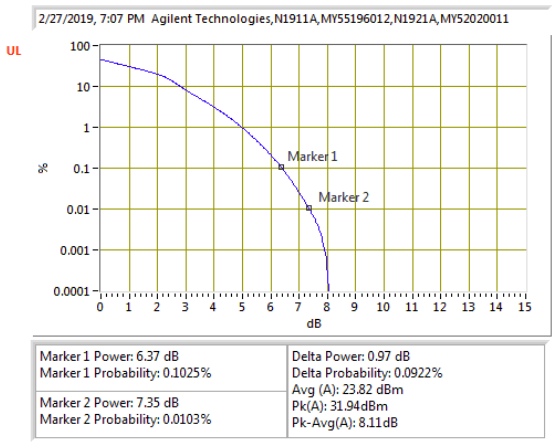

LTE B5 5MHz 16QAM Middle Channel ID:10646

UL VERIFICATION SERVICES INC.
47173 Benicia Street, Fremont, CA 94538; USA TEL:(510) 319-4000 FAX:(510) 661-0888
This report shall not be reproduced except in full, without the written approval of UL Verification Services Inc.

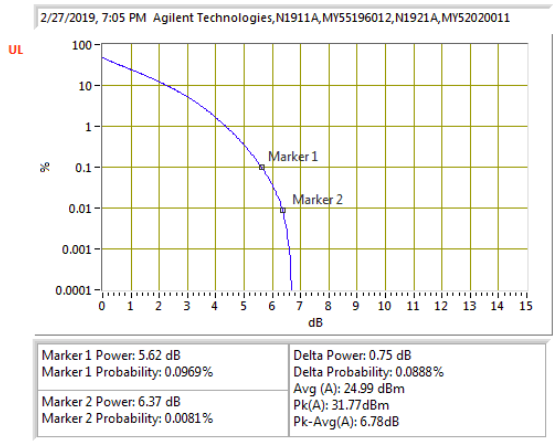

LTE B5 10MHz QPSK Middle Channel ID:10646

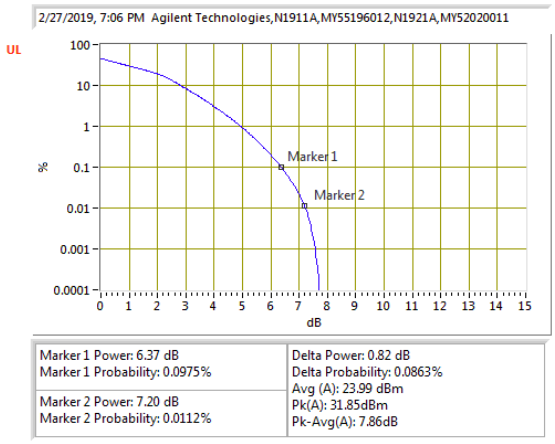

LTE B5 10MHz 16QAM Middle Channel ID:10646

UL VERIFICATION SERVICES INC.
47173 Benicia Street, Fremont, CA 94538; USA TEL:(510) 319-4000 FAX:(510) 661-0888
This report shall not be reproduced except in full, without the written approval of UL Verification Services Inc.

8.5.3. LTE BAND 7

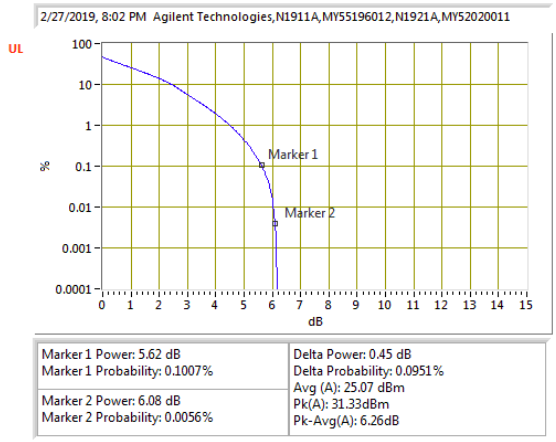

LTE B7 5MHz QPSK Middle Channel ID:10646

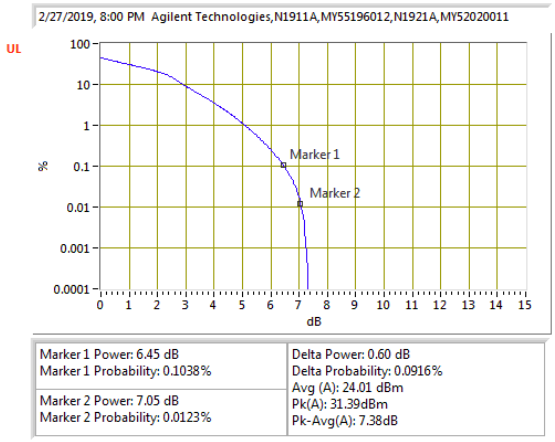

LTE B7 5MHz 16QAM Middle Channel ID:10646

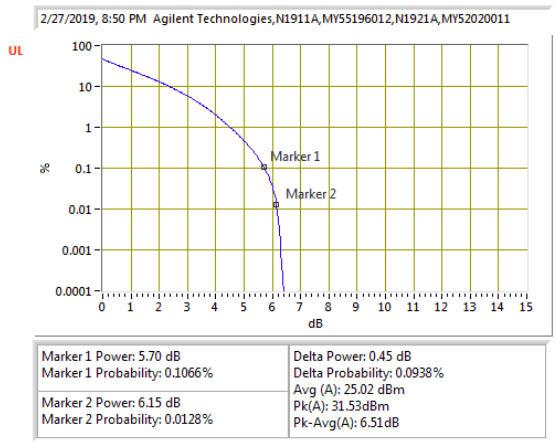

LTE B7 10MHz QPSK Middle Channel ID:10646

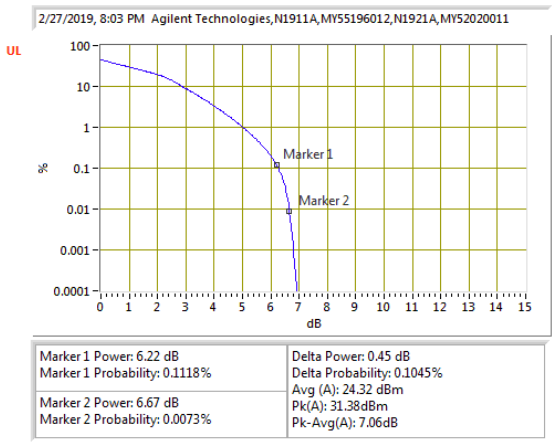

LTE B7 10MHz 16QAM Middle Channel ID:10646

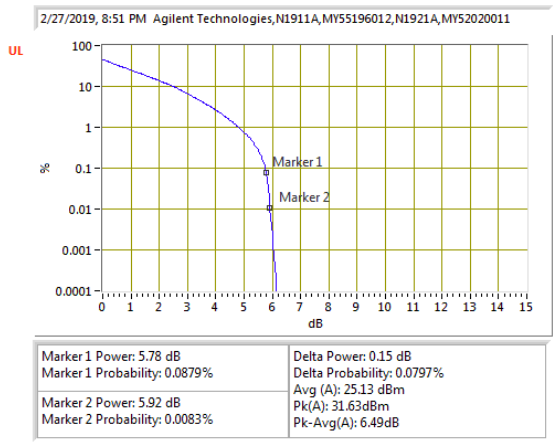

LTE B7 15MHz QPSK Middle Channel ID:10646

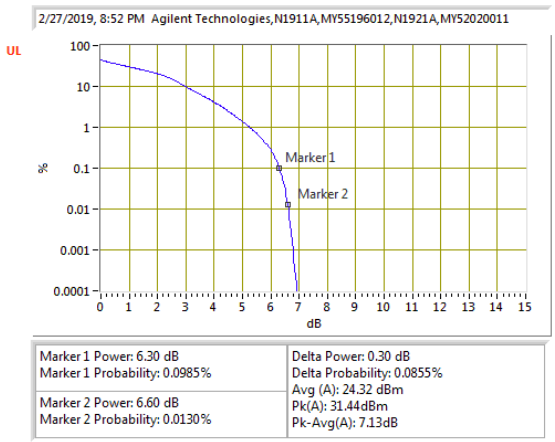

LTE B7 15MHz 16QAM Middle Channel ID:10646

UL VERIFICATION SERVICES INC.
47173 Benicia Street, Fremont, CA 94538; USA TEL:(510) 319-4000 FAX:(510) 661-0888
This report shall not be reproduced except in full, without the written approval of UL Verification Services Inc.

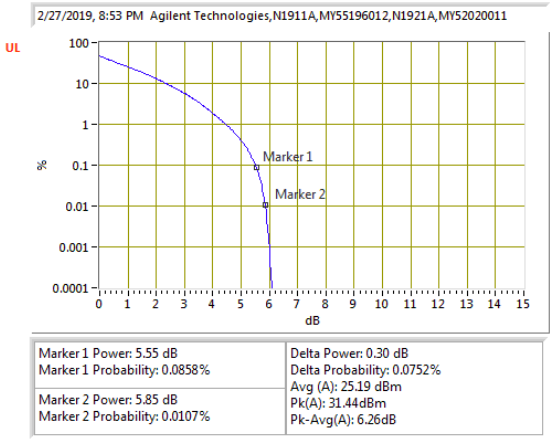

LTE B7 20MHz QPSK Middle Channel ID:10646

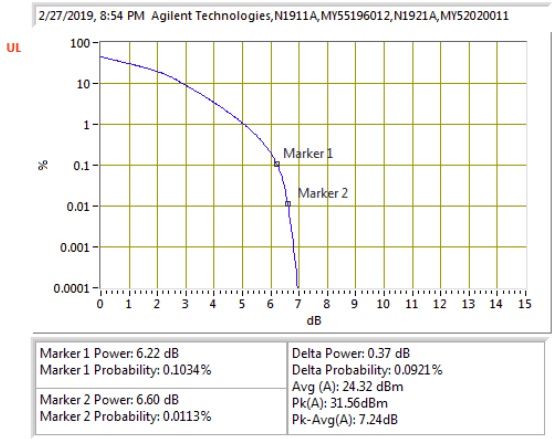

LTE B7 20MHz 16QAM Middle Channel ID:10646

UL VERIFICATION SERVICES INC.
47173 Benicia Street, Fremont, CA 94538; USA TEL:(510) 319-4000 FAX:(510) 661-0888
This report shall not be reproduced except in full, without the written approval of UL Verification Services Inc.

8.5.4. LTE BAND 12

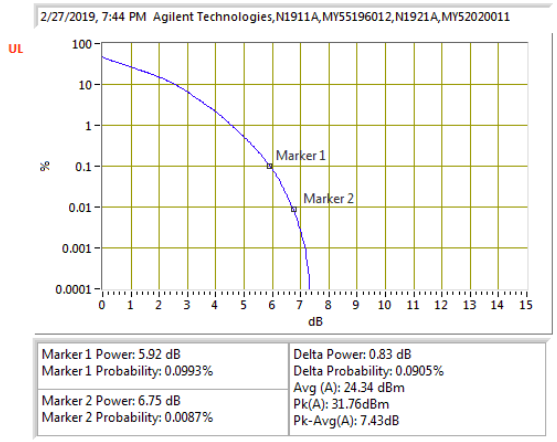

LTE B12 1.4MHz QPSK Middle Channel ID:10646

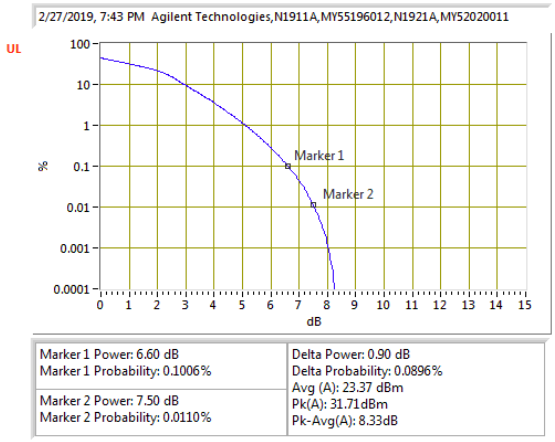

LTE B12 1.4MHz 16QAM Middle Channel ID:10646

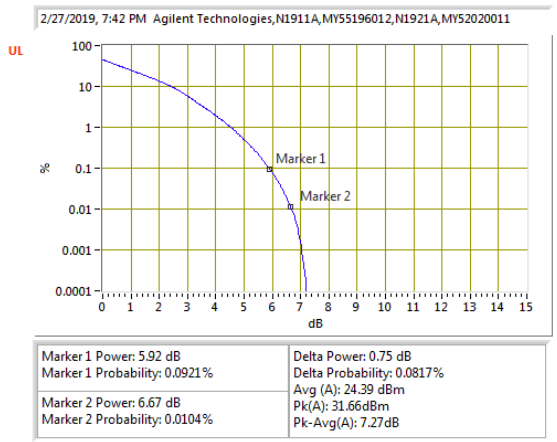

LTE B12 3MHz QPSK Middle Channel ID:10646

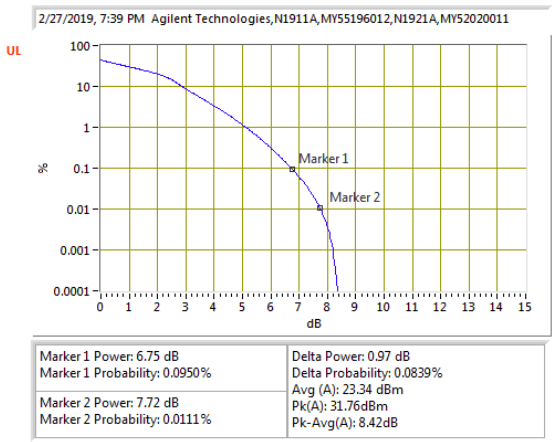

LTE B12 3MHz 16QAM Middle Channel ID:10646

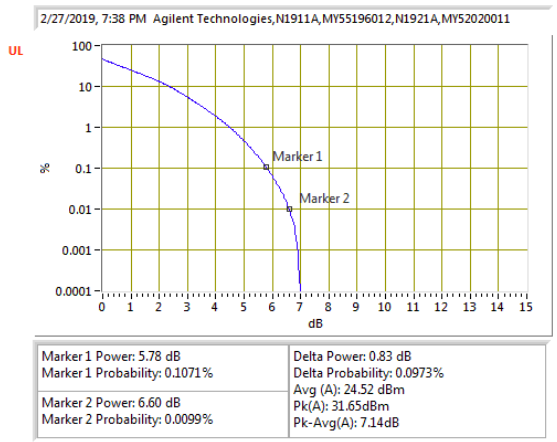

LTE B12 5MHz QPSK Middle Channel ID:10646

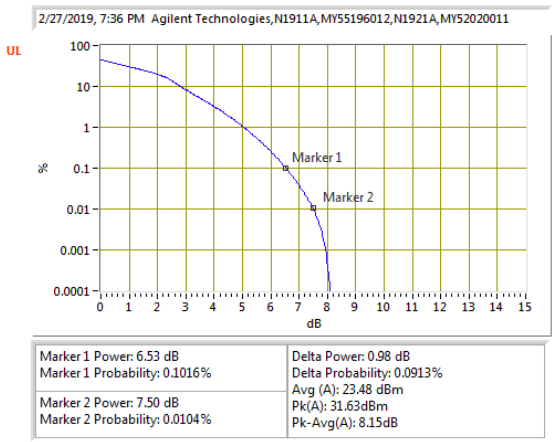

LTE B12 5MHz 16QAM Middle Channel ID:10646

UL VERIFICATION SERVICES INC.
47173 Benicia Street, Fremont, CA 94538; USA TEL:(510) 319-4000 FAX:(510) 661-0888
This report shall not be reproduced except in full, without the written approval of UL Verification Services Inc.

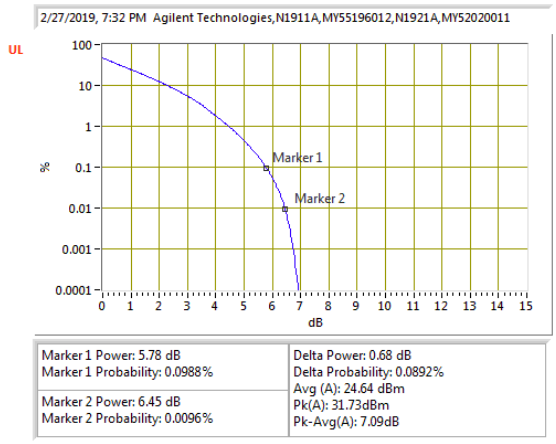

LTE B12 10MHz QPSK Middle Channel ID:10646

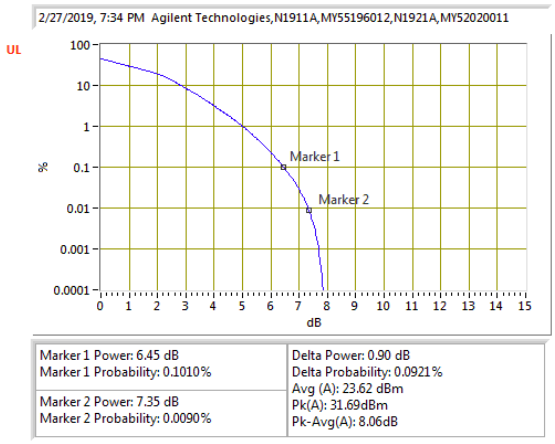

LTE B12 10MHz 16QAM Middle Channel ID:10646

UL VERIFICATION SERVICES INC.
47173 Benicia Street, Fremont, CA 94538; USA TEL:(510) 319-4000 FAX:(510) 661-0888
This report shall not be reproduced except in full, without the written approval of UL Verification Services Inc.

8.5.5. LTE BAND 13

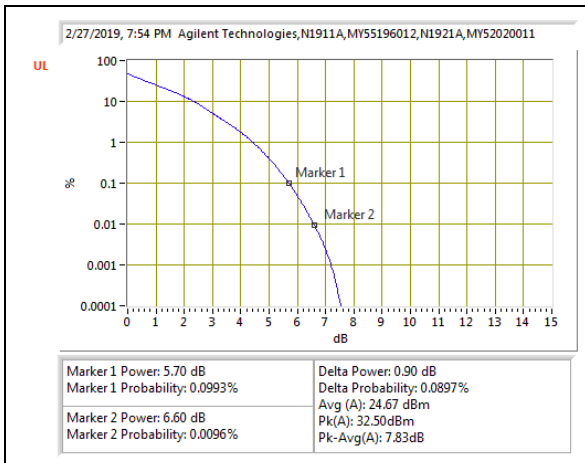

LTE B13 5MHz QPSK Middle Channel ID:10646

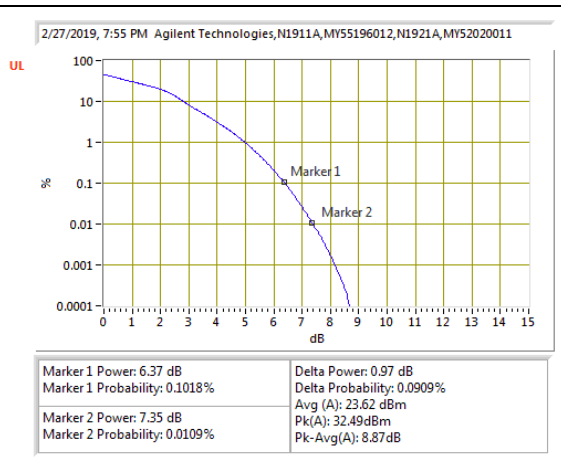

LTE B13 5MHz 16QAM Middle Channel ID:10646

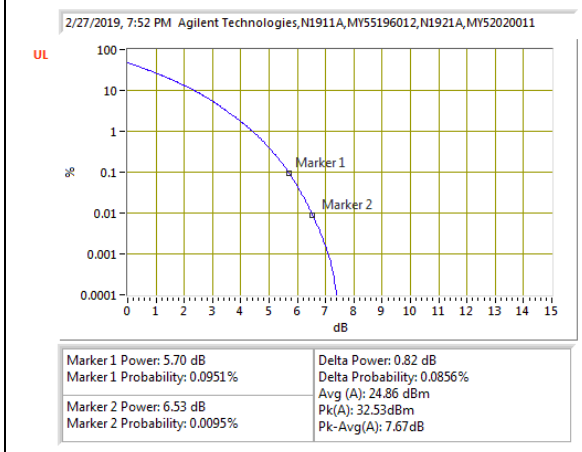

LTE B13 10MHz QPSK Middle Channel ID:10646

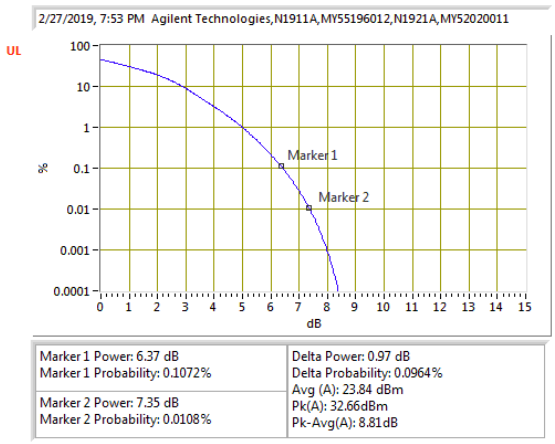

LTE B13 10MHz 16QAM Middle Channel ID:10646

UL VERIFICATION SERVICES INC.
47173 Benicia Street, Fremont, CA 94538; USA TEL:(510) 319-4000 FAX:(510) 661-0888
This report shall not be reproduced except in full, without the written approval of UL Verification Services Inc.

8.5.6. LTE BAND 17

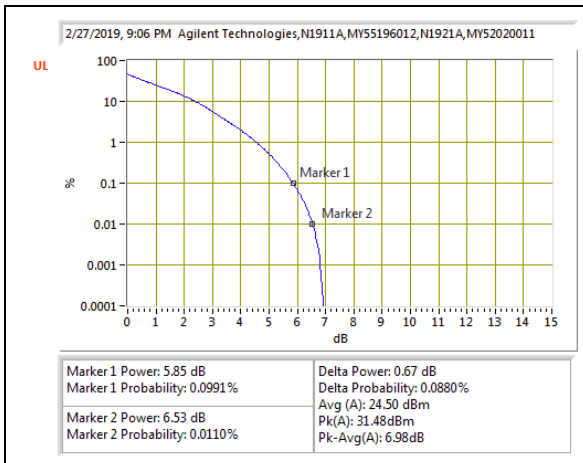

LTE B17 5MHz QPSK Middle Channel ID:10646

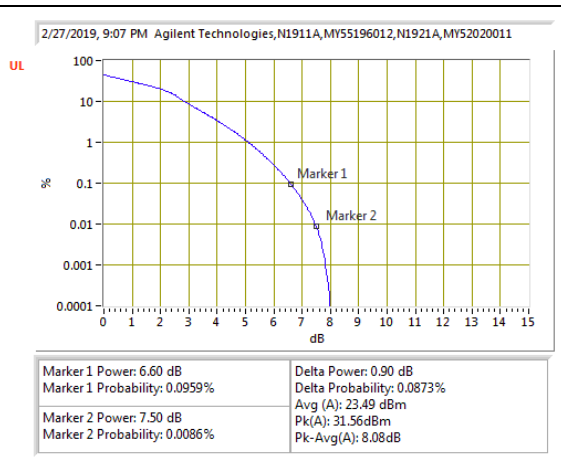

LTE B17 5MHz 16QAM Middle Channel ID:10646

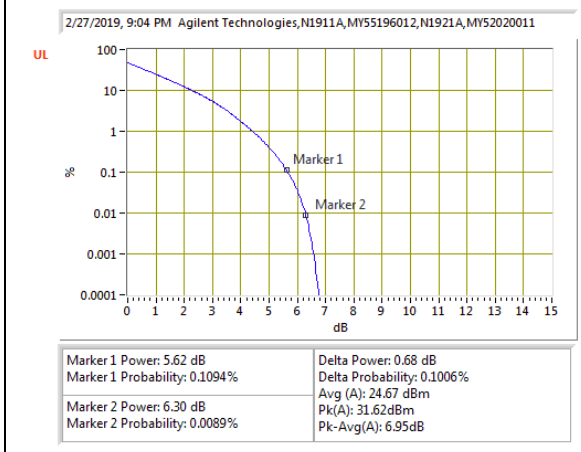

LTE B17 10MHz QPSK Middle Channel ID:10646

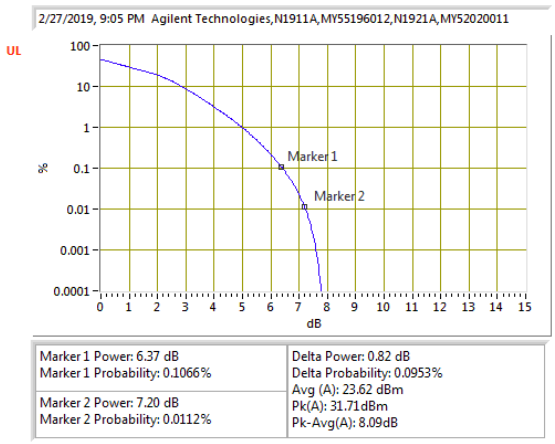

LTE B17 10MHz 16QAM Middle Channel ID:10646

UL VERIFICATION SERVICES INC.
47173 Benicia Street, Fremont, CA 94538; USA TEL:(510) 319-4000 FAX:(510) 661-0888
This report shall not be reproduced except in full, without the written approval of UL Verification Services Inc.

8.5.7. LTE BAND 25

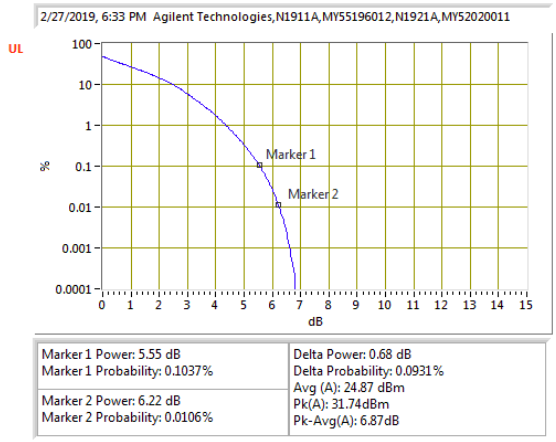

LTE B25 1.4MHz QPSK Middle Channel ID:10646

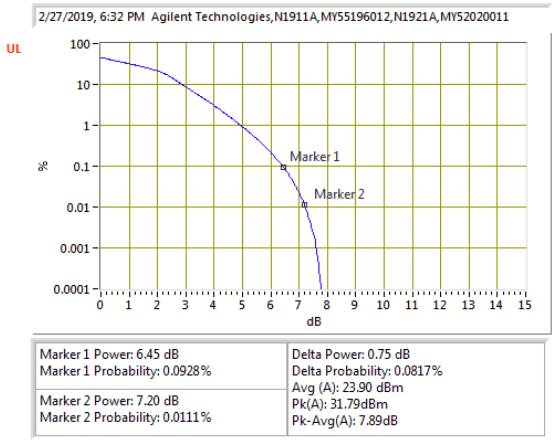

LTE B25 1.4MHz 16QAM Middle Channel ID:10646

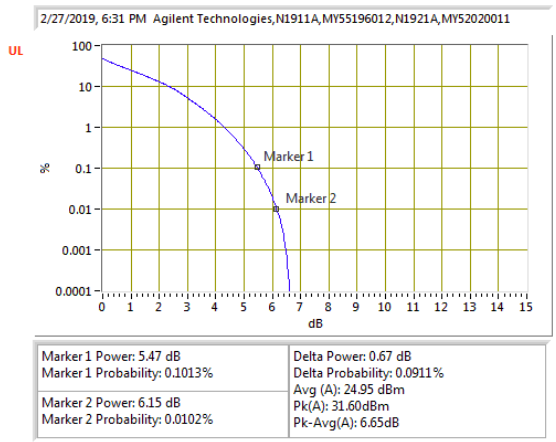

LTE B25 3MHz QPSK Middle Channel ID:10646

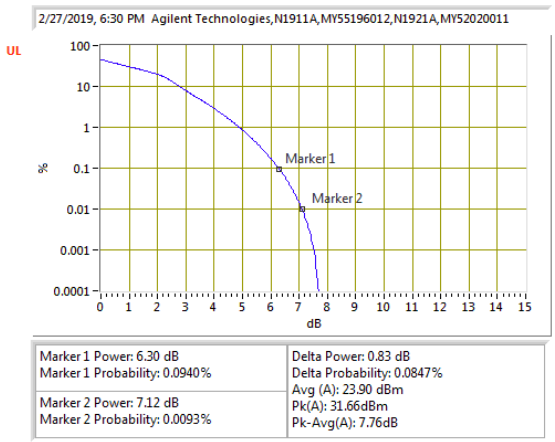

LTE B25 3MHz 16QAM Middle Channel ID:10646

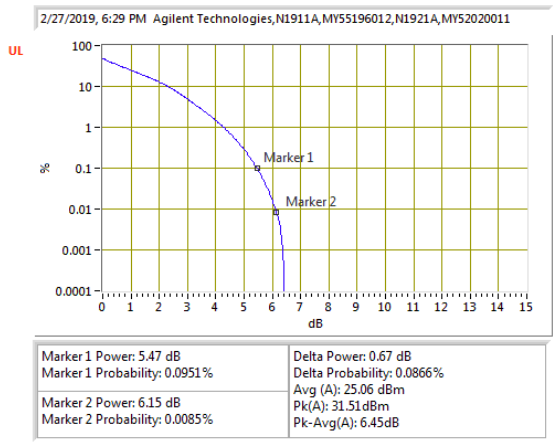

LTE B2 5MHz QPSK Middle Channel ID:10646

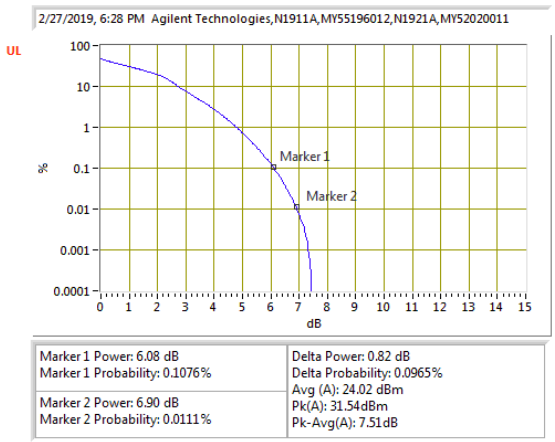

LTE B2 5MHz 16QAM Middle Channel ID:10646

UL VERIFICATION SERVICES INC.
47173 Benicia Street, Fremont, CA 94538; USA TEL:(510) 319-4000 FAX:(510) 661-0888
This report shall not be reproduced except in full, without the written approval of UL Verification Services Inc.

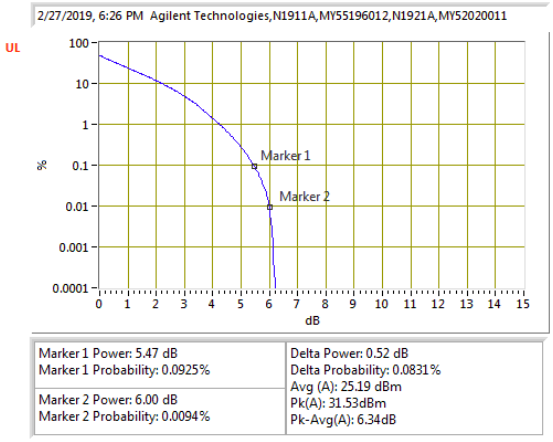

LTE B25 10MHz QPSK Middle Channel ID:10646

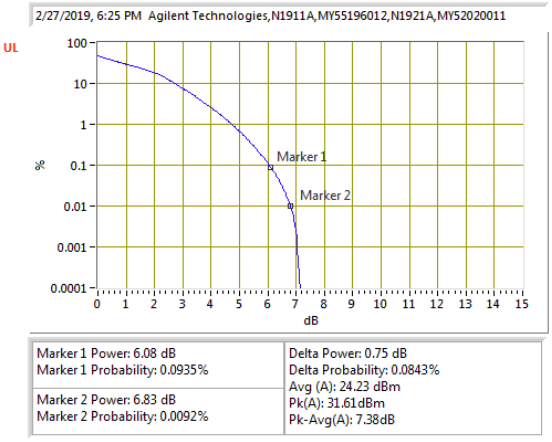

LTE B25 10MHz 16QAM Middle Channel ID:10646

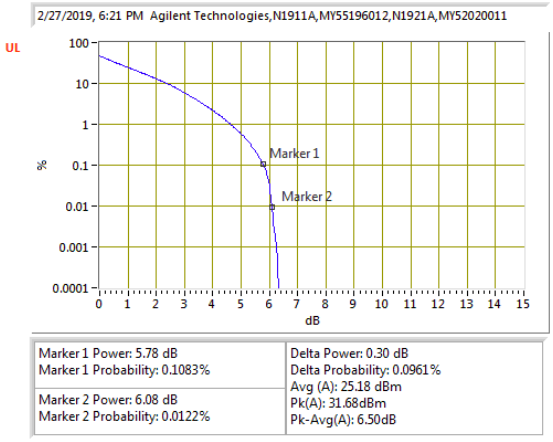

LTE B25 15MHz QPSK Middle Channel ID:10646

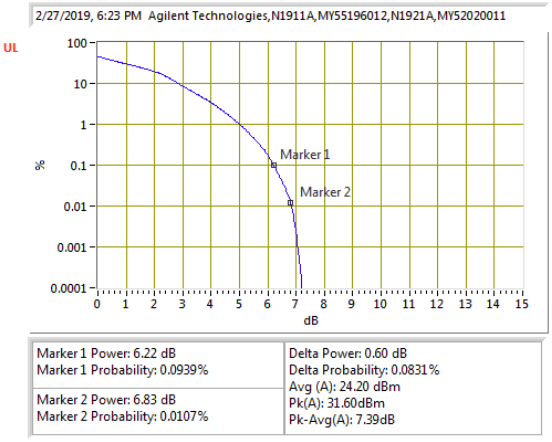

LTE B25 15MHz 16QAM Middle Channel ID:10646

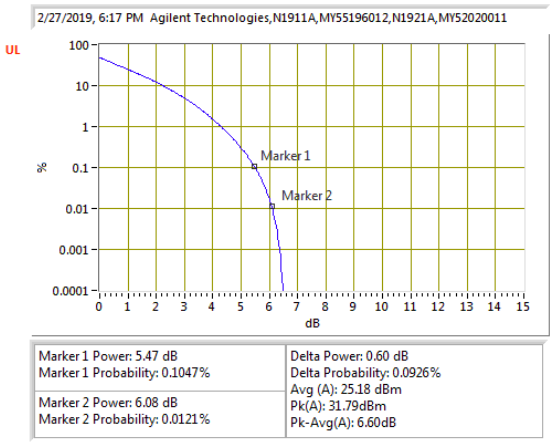

LTE B25 20MHz QPSK Middle Channel ID:10646

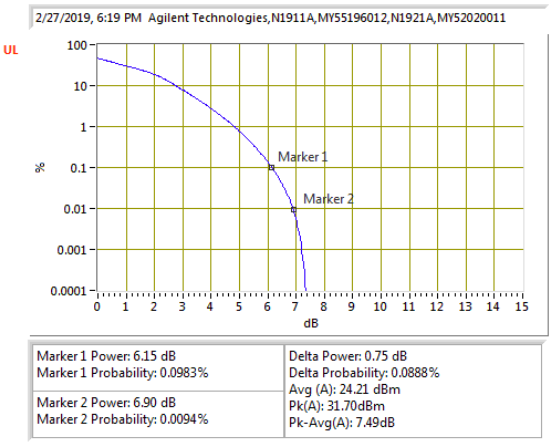

LTE B25 20MHz 16QAM Middle Channel ID:10646

UL VERIFICATION SERVICES INC.
47173 Benicia Street, Fremont, CA 94538; USA TEL:(510) 319-4000 FAX:(510) 661-0888
This report shall not be reproduced except in full, without the written approval of UL Verification Services Inc.

8.5.8. LTE BAND 26 (PART 90S)

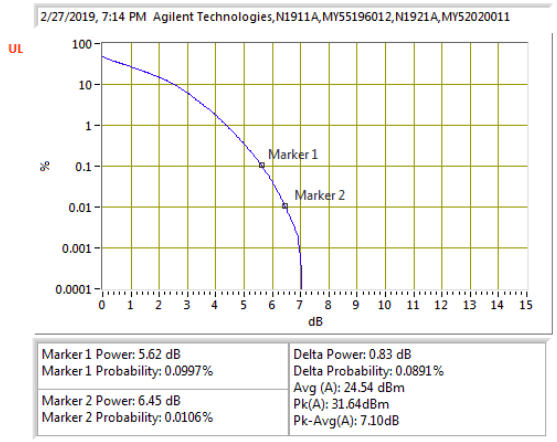

LTE B26 1.4MHz QPSK Middle Channel ID:10646

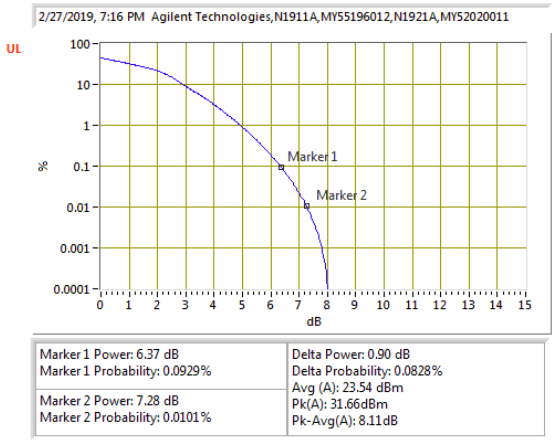

LTE B26 1.4MHz 16QAM Middle Channel ID:10646

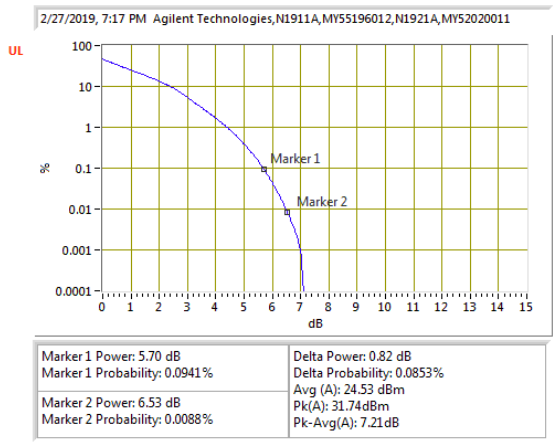

LTE B26 3MHz QPSK Middle Channel ID:10646

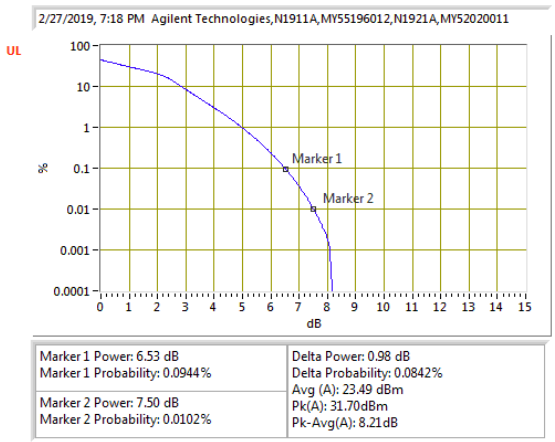

LTE B26 3MHz 16QAM Middle Channel ID:10646

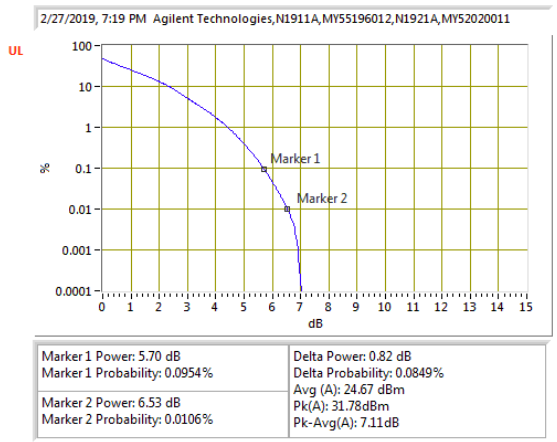

LTE B26 5MHz QPSK Middle Channel ID:10646

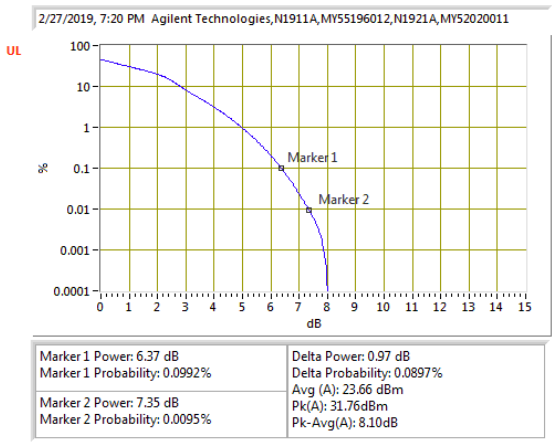

LTE B26 5MHz 16QAM Middle Channel ID:10646

UL VERIFICATION SERVICES INC.
47173 Benicia Street, Fremont, CA 94538; USA TEL:(510) 319-4000 FAX:(510) 661-0888
This report shall not be reproduced except in full, without the written approval of UL Verification Services Inc.

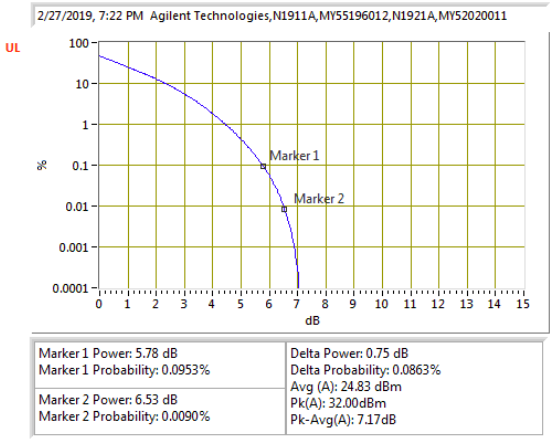

LTE B26 10MHz QPSK Middle Channel ID:10646

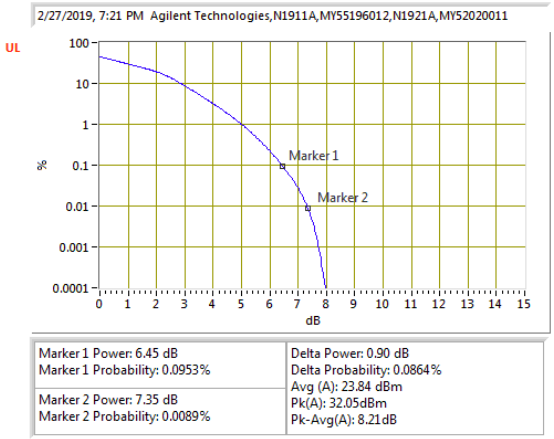

LTE B26 10MHz 16QAM Middle Channel ID:10646

UL VERIFICATION SERVICES INC.
47173 Benicia Street, Fremont, CA 94538; USA TEL:(510) 319-4000 FAX:(510) 661-0888
This report shall not be reproduced except in full, without the written approval of UL Verification Services Inc.

8.5.9. LTE BAND 30

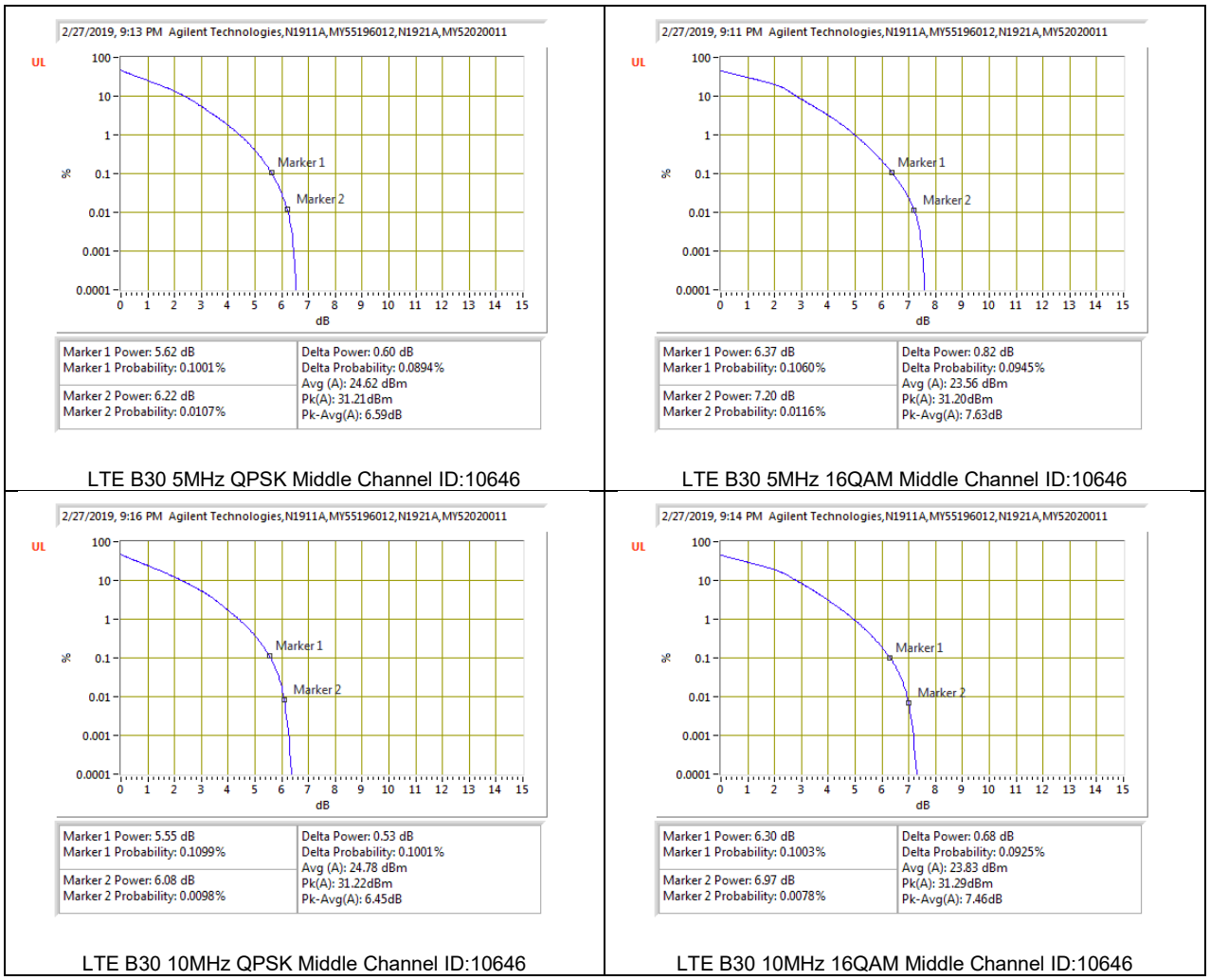

LTE B30 5MHz QPSK Middle Channel ID:10646

LTE B30 5MHz 16QAM Middle Channel ID:10646

LTE B30 10MHz QPSK Middle Channel ID:10646

LTE B30 10MHz 16QAM Middle Channel ID:10646

UL VERIFICATION SERVICES INC.
47173 Benicia Street, Fremont, CA 94538; USA TEL:(510) 319-4000 FAX:(510) 661-0888
This report shall not be reproduced except in full, without the written approval of UL Verification Services Inc.

8.5.10. LTE BAND 41

ID:	10646	Date:	3/12/19

Band	Bandwidth (MHz)	Frequency (MHz)	RB Allocation	RB OffSet	Modulation	Conducted Power (dBm)		Peak-to-Average Power Ratio (dB)
						Peak	Average	
Band 41	5MHz	2593.0	25	0	QPSK	36.13	21.23	7.91
					16QAM	35.80	20.22	8.59
	10MHz		50	0	QPSK	35.76	21.35	7.42
					16QAM	35.76	20.39	8.38
	15MHz		75	0	QPSK	35.68	21.26	7.43
					16QAM	35.52	20.3	8.23
	20MHz		100	0	QPSK	35.39	21.21	7.19
					16QAM	35.41	20.25	8.17
Duty Cycle Correction Factor (dB) =			6.99					
Peak-to-Average Power Ratio= Peak Reading - Average Reading - Duty Cycle Correction Factor								

8.5.11. LTE BAND 48

ID:	12491	Date:	5/8/19

Band	Bandwidth (MHz)	Frequency (MHz)	RB Allocation	RB OffSet	Modulation	Conducted Power (dBm)		Peak-to-Average Power Ratio (dB)
						Peak	Average	
Band 48	5MHz	3625.0	25	0	QPSK	31.18	17.15	7.04
					16QAM	31.17	16.02	8.16
	10MHz		50	0	QPSK	30.85	17.07	6.79
					16QAM	30.94	16.12	7.83
	15MHz		75	0	QPSK	30.70	17.03	6.68
					16QAM	30.70	15.99	7.72
	20MHz		100	0	QPSK	30.83	17.04	6.80
					16QAM	30.77	16.08	7.70
Duty Cycle Correction Factor (dB) =			6.99					
Peak-to-Average Power Ratio= Peak Reading - Average Reading - Duty Cycle Correction Factor								

UL VERIFICATION SERVICES INC.
47173 Benicia Street, Fremont, CA 94538; USA TEL:(510) 319-4000 FAX:(510) 661-0888
This report shall not be reproduced except in full, without the written approval of UL Verification Services Inc.

8.5.12. LTE BAND 66

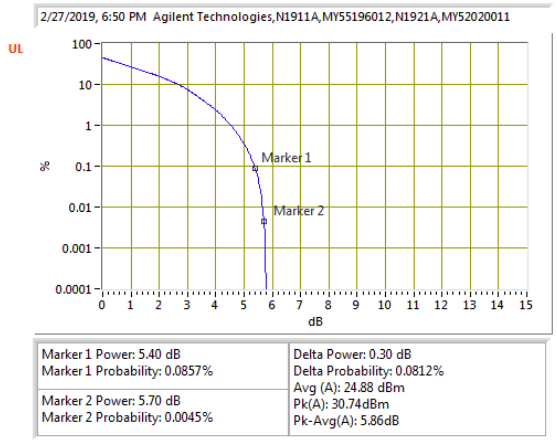

LTE B66 1.4MHz QPSK Middle Channel ID:10646

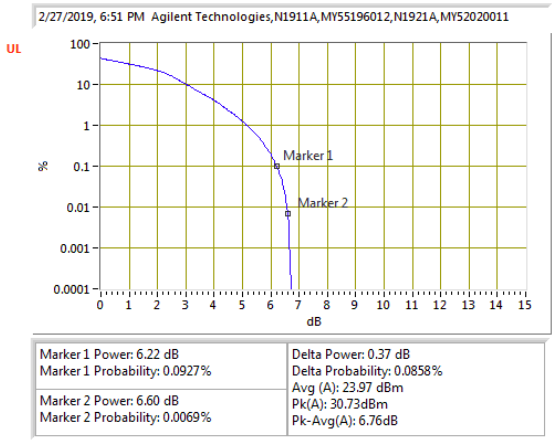

LTE B66 1.4MHz 16QAM Middle Channel ID:10646

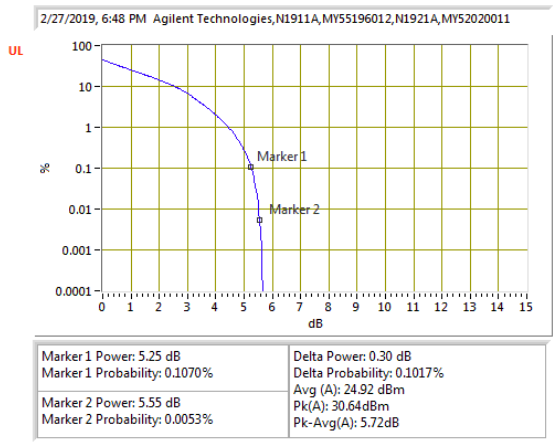

LTE B66 3MHz QPSK Middle Channel ID:10646

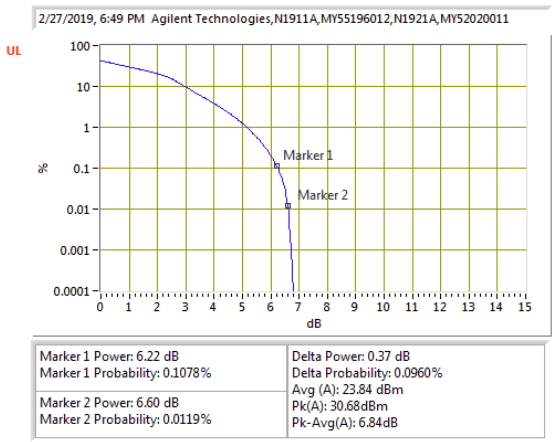

LTE B66 3MHz 16QAM Middle Channel ID:10646

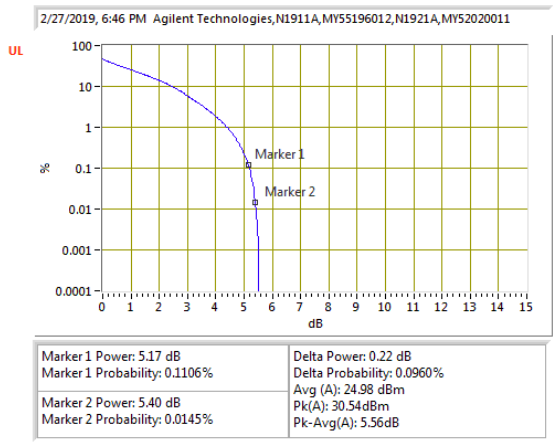

LTE B66 5MHz QPSK Middle Channel ID:10646

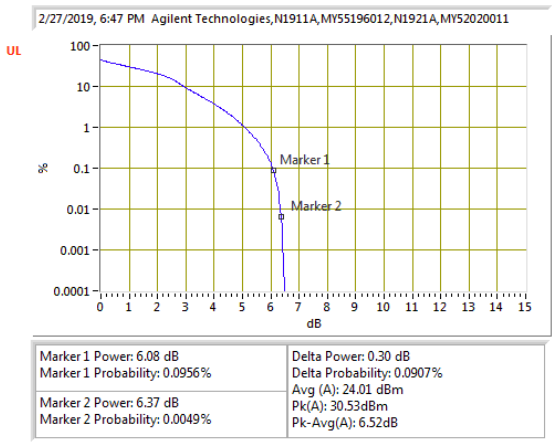

LTE B66 5MHz 16QAM Middle Channel ID:10646

UL VERIFICATION SERVICES INC.
47173 Benicia Street, Fremont, CA 94538; USA TEL:(510) 319-4000 FAX:(510) 661-0888
This report shall not be reproduced except in full, without the written approval of UL Verification Services Inc.

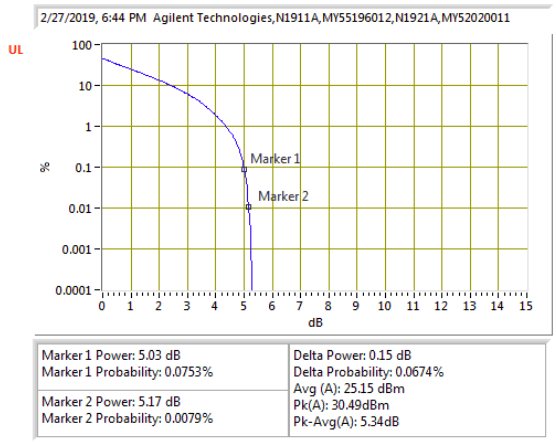

LTE B66 10MHz QPSK Middle Channel ID:10646

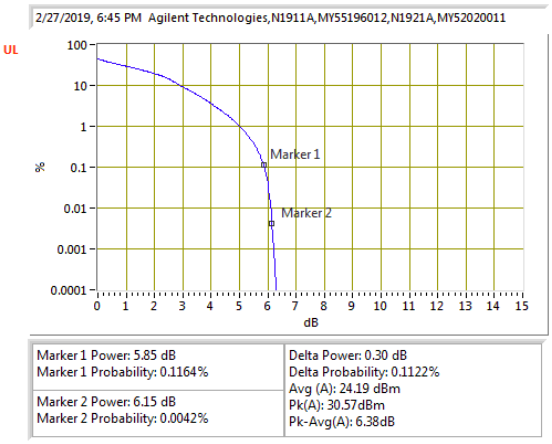

LTE B66 10MHz 16QAM Middle Channel ID:10646

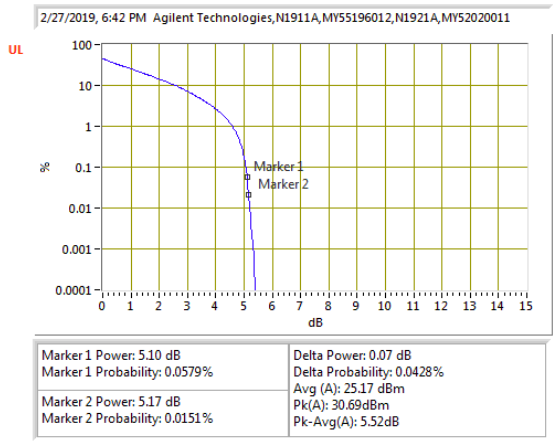

LTE B66 15MHz QPSK Middle Channel ID:10646

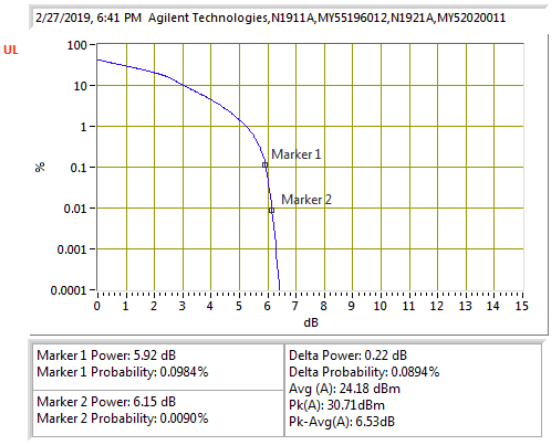

LTE B66 15MHz 16QAM Middle Channel ID:10646

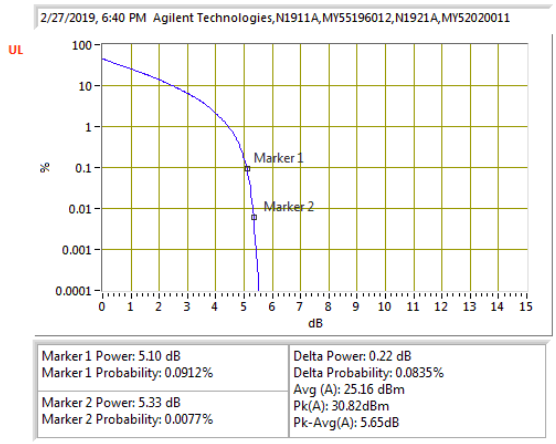

LTE B66 20MHz QPSK Middle Channel ID:10646

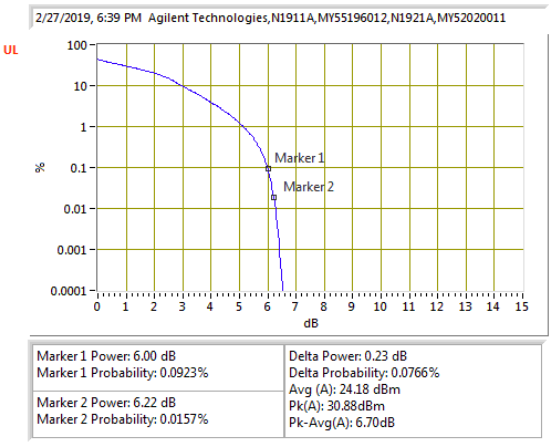

LTE B66 20MHz 16QAM Middle Channel ID:10646

UL VERIFICATION SERVICES INC.
47173 Benicia Street, Fremont, CA 94538; USA TEL:(510) 319-4000 FAX:(510) 661-0888
This report shall not be reproduced except in full, without the written approval of UL Verification Services Inc.

9. RADIATED TEST RESULTS

9.1. FIELD STRENGTH OF SPURIOUS RADIATION, ANT 1

RULE PART(S)
FCC: §2.1053, §22.917, §24.238, §27.53, §90.669, §90.691, and §96.41

LIMIT
FCC: §22.917(a), §24.238(a), § 27.53 (g), (h), §90.691
The power of any emission outside of the authorized operating frequency ranges must be attenuated below the transmitting power (P) by a factor of at least 43 + 10 log (P) dB.

FCC: §27.53 (Band 13)
(c) The power of any emission outside of the authorized operating frequency ranges must be attenuated below the transmitting power (P) by a factor of at least 43 + 10 log (P) dB.
(f) Emissions in the band 1559-1610 MHz shall be limited to −70 dBW/MHz equivalent isotropically radiated power (EIRP) for wideband signals. (-70 dBW/MHz = -40dBm/MHz).

FCC: § 90.669 Emission limits. (Band 26)
(a) On any frequency in an MTA licensee's spectrum block that is adjacent to a non-MTA frequency, the power of any emission shall be attenuated below the transmitter power (P) by at least 43 plus 10 log10(P) decibels or 80 decibels, whichever is the lesser attenuation.

FCC: §27.53 (a) (Band 30)
For mobile and portable stations operating in the 2305-2315 MHz: by a factor of not less than 43 + 10 log (P) dB on all frequencies between 2360 and 2365 MHz, and not less than 70 + 10 log (P) dB above 2365 MHz.

FCC: §27.53 (m) (Band 7, 41)
At least 55 + 10 log (P) dB on all frequencies more than X megahertz from the channel edge, where X is the greater of 6 megahertz or the actual emission bandwidth as defined in paragraph (m)(6) of this section.

FCC: §96.41 (Band 48)
(e) 3.5 GHz Emissions and Interference Limits—
(2) Additional protection levels. Notwithstanding paragraph (d)(1) of this section, the conducted power of any emissions below 3530 MHz or above 3720 MHz shall not exceed −40dBm/MHz.

TEST PROCEDURE

KDB 971168 D01/D02 v02r01

UL VERIFICATION SERVICES INC.
47173 Benicia Street, Fremont, CA 94538; USA TEL:(510) 319-4000 FAX:(510) 661-0888
This report shall not be reproduced except in full, without the written approval of UL Verification Services Inc.

MODES TESTED

- LTE Band 2
- LTE Band 5
- LTE Band 7
- LTE Band 12
- LTE Band 13
- LTE Band 17
- LTE Band 25
- LTE Band 26
- LTE Band 30
- LTE Band 41
- LTE Band 48
- LTE Band 66

RESULTS

For LTE Band 13, no narrow band emissions were observed in the 1559-1610MHz band, so the wide band limit of -70dBW/MHz was applied.

UL VERIFICATION SERVICES INC.
47173 Benicia Street, Fremont, CA 94538; USA TEL:(510) 319-4000 FAX:(510) 661-0888
This report shall not be reproduced except in full, without the written approval of UL Verification Services Inc.

9.1.1. LTE BAND 2

Company:	
Project #:	12696945
Date:	3/2/2019
Test Engineer:	10641
Configuration:	EUT Only
Mode:	LTE 2 QPSK 20MHz
Chamber #:	Chamber B

Frequency (GHz)	Meter Reading (dBm)	Det	AF T344 (dB/m)	Amp/Cbl (dB)	Amp/Cbl (dB)	Corrected Reading (dBm)	Harmonics limit	Margin (dB)	Polarity
Low Channel, 1860MHz									
3.719	-68.9	Pk	33.3	-28.5	9.7	-54.4	-13	-41.4	V
3.723	-68.81	Pk	33.3	-28.5	10.1	-53.91	-13	-40.91	H
5.577	-69.35	Pk	35.5	-26.9	8.3	-52.45	-13	-39.45	V
5.580	-68.87	Pk	35.5	-26.7	8.3	-51.77	-13	-38.77	H
7.440	-71.2	Pk	36.1	-24.9	7	-53	-13	-40	H
7.441	-69.62	Pk	36.1	-24.9	6.9	-51.52	-13	-38.52	V
Mid Channel, 1880MHz									
3.757	-68.79	Pk	33.3	-28.6	9.6	-54.49	-13	-41.49	V
3.758	-68.22	Pk	33.3	-28.6	9.3	-54.22	-13	-41.22	H
5.639	-69.15	Pk	35.5	-26.7	8.3	-52.05	-13	-39.05	V
5.643	-69.44	Pk	35.5	-26.7	8	-52.64	-13	-39.64	H
7.521	-70.91	Pk	36.2	-24.8	7.4	-52.11	-13	-39.11	V
7.523	-71.37	Pk	36.2	-24.8	7.4	-52.57	-13	-39.57	H
High Channel, 1900MHz									
3.790	-69.36	Pk	33.4	-28.6	10.3	-54.26	-13	-41.26	H
3.795	-69.11	Pk	33.4	-28.7	9.6	-54.81	-13	-41.81	V
5.698	-69.71	Pk	35.5	-26.7	7.7	-53.21	-13	-40.21	H
5.703	-69.96	Pk	35.5	-26.5	7.5	-53.46	-13	-40.46	V
7.595	-71.6	Pk	36.4	-24.8	7.1	-52.9	-13	-39.9	V
7.600	-71.69	Pk	36.4	-24.7	7.6	-52.39	-13	-39.39	H

Pk - Peak detector

UL VERIFICATION SERVICES INC.
47173 Benicia Street, Fremont, CA 94538; USA TEL:(510) 319-4000 FAX:(510) 661-0888
This report shall not be reproduced except in full, without the written approval of UL Verification Services Inc.

Company:	
Project #:	12696945
Date:	3/2/2019
Test Engineer:	10641
Configuration:	EUT Only
Mode:	LTE 2 16QAM 20MHz
Chamber #:	Chamber B

Frequency (GHz)	Meter Reading (dBm)	Det	AF T344 (dB/m)	Amp/Cbl (dB)	Amp/Cbl (dB)	Corrected Reading (dBm)	Harmonics limit	Margin (dB)	Polarity
Low Channel, 1860MHz									
3.721	-68.37	Pk	33.3	-28.5	9.9	-53.67	-13	-40.67	H
3.723	-69.45	Pk	33.3	-28.5	10	-54.65	-13	-41.65	V
5.581	-69.27	Pk	35.5	-26.7	8.2	-52.27	-13	-39.27	H
5.583	-68.76	Pk	35.5	-26.8	8.1	-51.96	-13	-38.96	V
7.446	-70.87	Pk	36.1	-24.8	7.2	-52.37	-13	-39.37	H
7.451	-70.65	Pk	36.1	-24.9	7.5	-51.95	-13	-38.95	V
Mid Channel, 1880MHz									
3.760	-69.51	Pk	33.3	-28.6	9.6	-55.21	-13	-42.21	V
3.766	-70.26	Pk	33.3	-28.6	9.3	-56.26	-13	-43.26	H
5.639	-69.95	Pk	35.5	-26.7	8.3	-52.85	-13	-39.85	H
5.639	-69.4	Pk	35.5	-26.7	8.3	-52.3	-13	-39.3	V
7.520	-70.31	Pk	36.2	-24.8	7.5	-51.41	-13	-38.41	H
7.522	-70.56	Pk	36.2	-24.8	7.4	-51.76	-13	-38.76	V
High Channel, 1900MHz									
3.801	-69.67	Pk	33.4	-28.7	9.5	-55.47	-13	-42.47	V
3.809	-69.72	Pk	33.4	-28.9	9.2	-56.02	-13	-43.02	H
5.703	-69.86	Pk	35.5	-26.5	7.7	-53.16	-13	-40.16	H
5.703	-65.79	Pk	35.5	-26.5	7.5	-49.29	-13	-36.29	V
7.605	-71.57	Pk	36.4	-24.8	7.7	-52.27	-13	-39.27	H
7.606	-65.62	Pk	36.4	-24.7	7.5	-46.42	-13	-33.42	V

Pk - Peak detector

UL VERIFICATION SERVICES INC.
47173 Benicia Street, Fremont, CA 94538; USA TEL:(510) 319-4000 FAX:(510) 661-0888
This report shall not be reproduced except in full, without the written approval of UL Verification Services Inc.

9.1.2. LTE BAND 5

Company:	
Project #:	12696945
Date:	3/4/2019
Test Engineer:	50822
Configuration:	EUT Only
Mode:	LTE 5 QPSK 10MHz
Chamber #:	Chamber B

Frequency (GHz)	Meter Reading (dBm)	Det	AF T344 (dB/m)	Amp/Cbl (dB)	Amp/Cbl (dB)	Corrected Reading (dBm)	Harmonics limit	Margin (dB)	Polarity
Low Channel, 829MHz									
2.487	-67.75	Pk	32.6	-30.5	8.7	-56.95	-13	-43.95	H
1.670	-66.81	Pk	29	-31.8	9	-60.61	-13	-47.61	V
1.661	-67.69	Pk	28.8	-31.8	8.8	-61.89	-13	-48.89	V
2.492	-67.67	Pk	32.7	-30.5	8.6	-56.87	-13	-43.87	V
3.318	-68.09	Pk	32.9	-29.2	9.4	-54.99	-13	-41.99	V
3.322	-68.25	Pk	32.9	-29.1	9.1	-55.35	-13	-42.35	H
Mid Channel, 836.5MHz									
1.672	-66.94	Pk	29	-31.8	10.7	-59.04	-13	-46.04	H
2.496	-66.11	Pk	32.7	-30.5	8.6	-55.31	-13	-42.31	H
1.675	-66.61	Pk	29.1	-31.6	9	-60.11	-13	-47.11	V
2.505	-67.55	Pk	32.7	-30.5	9.3	-56.05	-13	-43.05	V
3.343	-68.17	Pk	32.9	-29	9.3	-54.97	-13	-41.97	V
3.344	-68.78	Pk	32.9	-28.9	9	-55.78	-13	-42.78	H
High Channel, 844MHz									
1.417	-66.12	Pk	28.4	-32.4	9.4	-60.72	-13	-47.72	H
2.846	-68.64	Pk	32.5	-29.8	8.7	-57.24	-13	-44.24	H
1.422	-66.16	Pk	28.3	-32.3	8.9	-61.26	-13	-48.26	V
2.834	-68.6	Pk	32.5	-29.5	9.3	-56.3	-13	-43.3	V
2.127	-67.54	Pk	31.2	-30.9	10.3	-56.94	-13	-43.94	H
2.129	-67.18	Pk	31.2	-30.9	10.2	-56.68	-13	-43.68	V

Pk - Peak detector

UL VERIFICATION SERVICES INC.
47173 Benicia Street, Fremont, CA 94538; USA TEL:(510) 319-4000 FAX:(510) 661-0888
This report shall not be reproduced except in full, without the written approval of UL Verification Services Inc.

Company:	
Project #:	12696945
Date:	3/4/2019
Test Engineer:	50822
Configuration:	EUT Only
Mode:	LTE 5 16QAM 10MHz
Chamber #:	Chamber B

Frequency (GHz)	Meter Reading (dBm)	Det	AF T344 (dB/m)	Amp/Cbl (dB)	Amp/Cbl (dB)	Corrected Reading (dBm)	Harmonics limit	Margin (dB)	Polarity
Low Channel, 829MHz									
1.662	-68.06	Pk	28.8	-31.8	10.3	-60.76	-13	-47.76	H
2.484	-67.04	Pk	32.6	-30.5	8.7	-56.24	-13	-43.24	H
2.490	-67.41	Pk	32.7	-30.5	8.7	-56.51	-13	-43.51	V
1.659	-67.97	Pk	28.8	-31.8	9.2	-61.77	-13	-48.77	V
3.320	-67.93	Pk	32.9	-29.2	9.3	-54.93	-13	-41.93	V
3.322	-68.14	Pk	32.9	-29.1	9.1	-55.24	-13	-42.24	H
Mid Channel, 836.5MHz									
1.671	-67.23	Pk	29	-31.8	10.7	-59.33	-13	-46.33	H
2.496	-63	Pk	32.7	-30.5	8.6	-52.2	-13	-39.2	H
3.349	-68.2	Pk	32.9	-28.8	9.2	-54.9	-13	-41.9	H
1.672	-67.31	Pk	29	-31.8	9	-61.11	-13	-48.11	V
2.511	-67.85	Pk	32.7	-30.4	9.4	-56.15	-13	-43.15	V
3.345	-68.49	Pk	32.9	-28.9	9.3	-55.19	-13	-42.19	V
High Channel, 844MHz									
1.414	-65.8	Pk	28.4	-32.3	9.8	-59.9	-13	-46.9	H
2.833	-68.88	Pk	32.5	-29.5	9.5	-56.38	-13	-43.38	H
1.421	-66.21	Pk	28.3	-32.3	8.9	-61.31	-13	-48.31	V
2.840	-68.86	Pk	32.5	-29.6	9.2	-56.76	-13	-43.76	V
2.123	-67.42	Pk	31.2	-30.9	10.2	-56.92	-13	-43.92	V
2.129	-67.97	Pk	31.2	-30.8	10.4	-57.17	-13	-44.17	H

Pk - Peak detector

UL VERIFICATION SERVICES INC.
47173 Benicia Street, Fremont, CA 94538; USA TEL:(510) 319-4000 FAX:(510) 661-0888
This report shall not be reproduced except in full, without the written approval of UL Verification Services Inc.

9.1.3. LTE BAND 7

Company:	
Project #:	12696945
Date:	3/2/2019
Test Engineer:	10641
Configuration:	EUT Only
Mode:	LTE 7 QPSK 20MHz
Chamber #:	Chamber B

Frequency (GHz)	Meter Reading (dBm)	Det	AF T344 (dB/m)	Amp/Cbl (dB)	Amp/Cbl (dB)	Corrected Reading (dBm)	Harmonics limit	Margin (dB)	Polarity
Low Channel, 2510MHz									
5.021	-70.71	Pk	34.6	-27.1	8.8	-54.41	-25	-29.41	V
5.024	-70.01	Pk	34.6	-27.1	8.5	-54.01	-25	-29.01	H
7.531	-71.16	Pk	36.2	-24.8	7.3	-52.46	-25	-27.46	V
7.532	-71.56	Pk	36.2	-24.8	7.5	-52.66	-25	-27.66	H
7.533	-71.74	Pk	36.2	-24.8	7.4	-52.94	-25	-27.94	H
10.407	-73.05	Pk	37.9	-20.2	7	-48.35	-25	-23.35	V
Mid Channel, 2535MHz									
5.068	-69.36	Pk	34.5	-27	8.6	-53.26	-25	-28.26	H
5.068	-70.31	Pk	34.5	-27	8.7	-54.11	-25	-29.11	V
7.607	-71.18	Pk	36.4	-24.7	7.6	-51.88	-25	-26.88	H
7.612	-71.35	Pk	36.4	-24.6	7.3	-52.25	-25	-27.25	V
10.142	-72.64	Pk	37.7	-20.8	6.4	-49.34	-25	-24.34	V
10.144	-72.61	Pk	37.7	-20.8	6.4	-49.31	-25	-24.31	H
High Channel, 2560MHz									
5.118	-71.08	Pk	34.6	-27	9.1	-54.38	-25	-29.38	H
5.118	-71.19	Pk	34.6	-27	9	-54.59	-25	-29.59	V
7.682	-71.78	Pk	36.4	-24.2	7.6	-51.98	-25	-26.98	V
7.686	-71.28	Pk	36.4	-24.2	7.8	-51.28	-25	-26.28	H
7.686	-70.94	Pk	36.4	-24.2	7.8	-50.94	-25	-25.94	H
10.236	-72.93	Pk	37.8	-20.6	7.5	-48.23	-25	-23.23	V

Pk - Peak detector

UL VERIFICATION SERVICES INC.
47173 Benicia Street, Fremont, CA 94538; USA TEL:(510) 319-4000 FAX:(510) 661-0888
This report shall not be reproduced except in full, without the written approval of UL Verification Services Inc.

Company:	
Project #:	12696945
Date:	3/2/2019
Test Engineer:	10641
Configuration:	EUT Only
Mode:	LTE 7 16QAM 20MHz
Chamber #:	Chamber B

Frequency (GHz)	Meter Reading (dBm)	Det	AF T344 (dB/m)	Amp/Cbl (dB)	Amp/Cbl (dB)	Corrected Reading (dBm)	Harmonics limit	Margin (dB)	Polarity
Low Channel, 2510MHz									
5.021	-70.99	Pk	34.6	-27.1	8.8	-54.69	-25	-29.69	V
5.024	-70.84	Pk	34.6	-27.1	8.5	-54.84	-25	-29.84	H
7.526	-71.81	Pk	36.2	-24.8	7.4	-53.01	-25	-28.01	H
7.533	-71.3	Pk	36.2	-24.8	7.3	-52.6	-25	-27.6	V
10.041	-72.93	Pk	37.5	-20.9	7.9	-48.43	-25	-23.43	V
10.042	-73.36	Pk	37.5	-20.9	8	-48.76	-25	-23.76	H
Mid Channel, 2535MHz									
5.071	-66.38	Pk	34.5	-27	8.6	-50.28	-25	-25.28	H
5.073	-66.54	Pk	34.5	-27	8.4	-50.64	-25	-25.64	V
7.608	-66.23	Pk	36.4	-24.7	7.6	-46.93	-25	-21.93	H
7.615	-66.32	Pk	36.4	-24.6	7.4	-47.12	-25	-22.12	V
10.137	-66.72	Pk	37.7	-20.8	6.3	-43.52	-25	-18.52	H
10.142	-72.58	Pk	37.7	-20.8	6.4	-49.28	-25	-24.28	V
High Channel, 2560MHz									
5.120	-71.41	Pk	34.6	-27	8.9	-54.91	-25	-29.91	H
5.124	-71.53	Pk	34.6	-27.1	8.4	-55.63	-25	-30.63	V
7.679	-71.24	Pk	36.4	-24.1	7.8	-51.14	-25	-26.14	H
7.679	-70.98	Pk	36.4	-24.1	7.6	-51.08	-25	-26.08	V
10.235	-72.61	Pk	37.8	-20.6	7.7	-47.71	-25	-22.71	H
10.237	-72.72	Pk	37.8	-20.6	7.5	-48.02	-25	-23.02	V

Pk - Peak detector

UL VERIFICATION SERVICES INC.
47173 Benicia Street, Fremont, CA 94538; USA TEL:(510) 319-4000 FAX:(510) 661-0888
This report shall not be reproduced except in full, without the written approval of UL Verification Services Inc.

9.1.4. LTE BAND 12

Company:	
Project #:	12696945
Date:	3/4/2019
Test Engineer:	50822
Configuration:	EUT Only
Mode:	LTE 12 QPSK 10MHz
Chamber #:	Chamber B

Frequency (GHz)	Meter Reading (dBm)	Det	AF T344 (dB/m)	Amp/Cbl (dB)	Amp/Cbl (dB)	Corrected Reading (dBm)	Harmonics limit	Margin (dB)	Polarity
Low Channel, 704MHz									
1.416	-66.03	Pk	28.4	-32.4	9.4	-60.63	-13	-47.63	H
2.814	-68.13	Pk	32.5	-29.4	9.7	-55.33	-13	-42.33	H
1.414	-66.61	Pk	28.4	-32.3	9.1	-61.41	-13	-48.41	V
2.099	-65.85	Pk	31.1	-30.8	9.6	-55.95	-13	-42.95	V
2.107	-67.41	Pk	31.1	-30.8	10.3	-56.81	-13	-43.81	H
2.108	-67.5	Pk	31.1	-30.8	9.5	-57.7	-13	-44.7	V
Mid Channel, 707.5MHz									
1.414	-70.73	Pk	28.4	-32.3	9.9	-64.73	-13	-51.73	H
2.823	-72.22	Pk	32.5	-29.4	9.9	-59.22	-13	-46.22	H
1.418	-70.51	Pk	28.4	-32.4	9	-65.51	-13	-52.51	V
2.822	-72.2	Pk	32.5	-29.4	9.5	-59.6	-13	-46.6	V
2.118	-71.87	Pk	31.2	-30.8	10.3	-61.17	-13	-48.17	H
2.122	-72.56	Pk	31.2	-30.9	10.1	-62.16	-13	-49.16	V
High Channel, 711MHz									
1.424	-66.22	Pk	28.3	-32.2	8.5	-61.62	-13	-48.62	H
2.846	-68.59	Pk	32.5	-29.7	8.7	-57.09	-13	-44.09	H
1.419	-66.15	Pk	28.4	-32.4	9	-61.15	-13	-48.15	V
2.830	-68.47	Pk	32.5	-29.5	9.5	-55.97	-13	-42.97	V
2.134	-66.97	Pk	31.2	-30.8	11.5	-55.07	-13	-42.07	H
2.138	-67.15	Pk	31.2	-30.8	10	-56.75	-13	-43.75	V

Pk - Peak detector

UL VERIFICATION SERVICES INC.
47173 Benicia Street, Fremont, CA 94538; USA TEL:(510) 319-4000 FAX:(510) 661-0888
This report shall not be reproduced except in full, without the written approval of UL Verification Services Inc.

Company:	
Project #:	12696945
Date:	3/4/2019
Test Engineer:	50822
Configuration:	EUT Only
Mode:	LTE 12 16QAM 10MHz
Chamber #:	Chamber B

Frequency (GHz)	Meter Reading (dBm)	Det	AF T344 (dB/m)	Amp/Cbl (dB)	Amp/Cbl (dB)	Corrected Reading (dBm)	Harmonics limit	Margin (dB)	Polarity
Low Channel, 704MHz									
1.407	-66.49	Pk	28.5	-32.4	10.5	-59.89	-13	-46.89	H
2.813	-67.66	Pk	32.5	-29.4	9.6	-54.96	-13	-41.96	H
1.401	-66.92	Pk	28.5	-32.3	9.6	-61.12	-13	-48.12	V
2.814	-67.85	Pk	32.5	-29.4	8.9	-55.85	-13	-42.85	V
2.100	-67.13	Pk	31.1	-30.8	10.4	-56.43	-13	-43.43	H
2.105	-67.46	Pk	31.1	-30.9	9.3	-57.96	-13	-44.96	V
Mid Channel, 707.5MHz									
1.419	-66.31	Pk	28.4	-32.4	9.1	-61.21	-13	-48.21	H
2.824	-68.46	Pk	32.5	-29.5	9.9	-55.56	-13	-42.56	H
1.421	-65.45	Pk	28.3	-32.3	8.9	-60.55	-13	-47.55	V
2.828	-68.25	Pk	32.5	-29.4	9.6	-55.55	-13	-42.55	V
2.119	-67.67	Pk	31.2	-30.8	10.4	-56.87	-13	-43.87	H
2.119	-67.4	Pk	31.2	-30.8	9.7	-57.3	-13	-44.3	V
High Channel, 711MHz									
1.423	-65.87	Pk	28.3	-32.2	8.7	-61.07	-13	-48.07	H
2.841	-68.51	Pk	32.5	-29.6	9.2	-56.41	-13	-43.41	H
1.420	-65.8	Pk	28.4	-32.3	9	-60.7	-13	-47.7	V
2.828	-68.51	Pk	32.5	-29.4	9.7	-55.71	-13	-42.71	V
2.128	-67.12	Pk	31.2	-30.9	10.2	-56.62	-13	-43.62	V
2.129	-67.46	Pk	31.2	-30.9	10.4	-56.76	-13	-43.76	H

Pk - Peak detector

UL VERIFICATION SERVICES INC.
47173 Benicia Street, Fremont, CA 94538; USA TEL:(510) 319-4000 FAX:(510) 661-0888
This report shall not be reproduced except in full, without the written approval of UL Verification Services Inc.

9.1.5. LTE BAND 13

Company:	
Project #:	12696945
Date:	3/5/2019
Test Engineer:	50822
Configuration:	EUT Only
Mode:	LTE 13 QPSK 10MHz
Chamber #:	Chamber B

Frequency (GHz)	Meter Reading (dBm)	Det	AF T344 (dB/m)	Amp/Cbl (dB)	Amp/Cbl (dB)	Corrected Reading (dBm)	Harmonics limit	Margin (dB)	Polarity
Mid Channel, 782MHz									
1.592	-66.19	Pk	27.7	-32	9.7	-60.79	-40	-20.79	H
2.352	-67.23	Pk	32.2	-30.6	10.4	-55.23	-13	-42.23	H
1.586	-65.8	Pk	27.7	-32	10	-60.1	-40	-20.1	V
2.344	-67.82	Pk	32.2	-30.6	9.1	-57.12	-13	-44.12	V
3.127	-67.3	Pk	33.2	-29.4	9.4	-54.1	-13	-41.1	H
3.127	-67.5	Pk	33.2	-29.4	9.9	-53.8	-13	-40.8	V

Pk - Peak detector

UL VERIFICATION SERVICES INC.
47173 Benicia Street, Fremont, CA 94538; USA TEL:(510) 319-4000 FAX:(510) 661-0888
This report shall not be reproduced except in full, without the written approval of UL Verification Services Inc.

Company:	
Project #:	12696945
Date:	3/5/2019
Test Engineer:	50822
Configuration:	EUT Only
Mode:	LTE 13 16QAM 10MHz
Chamber #:	Chamber B

Frequency (GHz)	Meter Reading (dBm)	Det	AF T344 (dB/m)	Amp/Cbl (dB)	Amp/Cbl (dB)	Corrected Reading (dBm)	Harmonics limit	Margin (dB)	Polarity
Mid Channel, 782MHz									
1.562	-67.51	Pk	27.7	-32	9	-62.81	-40	-22.81	H
2.340	-67.09	Pk	32.1	-30.6	10.1	-55.49	-13	-42.49	H
1.558	-67.1	Pk	27.7	-31.9	9.8	-61.5	-40	-21.5	V
2.332	-63.7	Pk	32.1	-30.7	9.1	-53.2	-13	-40.2	V
3.132	-67.56	Pk	33.2	-29.5	10.1	-53.76	-13	-40.76	V
3.136	-67.41	Pk	33.2	-29.5	9.9	-53.81	-13	-40.81	H

Pk - Peak detector

UL VERIFICATION SERVICES INC.
47173 Benicia Street, Fremont, CA 94538; USA TEL:(510) 319-4000 FAX:(510) 661-0888
This report shall not be reproduced except in full, without the written approval of UL Verification Services Inc.

9.1.6. LTE BAND 17

Company:	
Project #:	12696945
Date:	8/5/2019
Test Engineer:	50822
Configuration:	EUT Only
Mode:	LTE 17 QPSK 10MHz
Chamber #:	Chamber B

Frequency (GHz)	Meter Reading (dBm)	Det	AF T344 (dB/m)	Amp/Cbl (dB)	Amp/Cbl (dB)	Corrected Reading (dBm)	Harmonics limit	Margin (dB)	Polarity
Mid Channel, 782MHz									
1.406	-67.03	Pk	28.6	-30.1	10.4	-58.13	-13	-45.13	H
1.511	-67.18	Pk	28.1	-29.9	9.8	-59.18	-13	-46.18	V
2.119	-67.4	Pk	31.3	-28.8	10.4	-54.5	-13	-41.5	H
2.311	-67.58	Pk	31.7	-28.6	9.5	-54.98	-13	-41.98	V
3.038	-68.3	Pk	32.9	-27.8	10.6	-52.6	-13	-39.6	H
3.165	-68.33	Pk	32.7	-27.7	9.8	-53.53	-13	-40.53	V

Pk - Peak detector

UL VERIFICATION SERVICES INC.
47173 Benicia Street, Fremont, CA 94538; USA TEL:(510) 319-4000 FAX:(510) 661-0888
This report shall not be reproduced except in full, without the written approval of UL Verification Services Inc.

Company:	
Project #:	12696945
Date:	8/5/2019
Test Engineer:	50822
Configuration:	EUT Only
Mode:	LTE 17 16QAM 10MHz
Chamber #:	Chamber B

Frequency (GHz)	Meter Reading (dBm)	Det	AF T344 (dB/m)	Amp/Cbl (dB)	Amp/Cbl (dB)	Corrected Reading (dBm)	Harmonics limit	Margin (dB)	Polarity
Mid Channel, 782MHz									
1.422	-66.38	Pk	28.3	-32.3	8.8	-61.58	-13	-48.58	H
2.789	-67.77	Pk	32.4	-29.8	9.7	-55.47	-13	-42.47	H
1.308	-66.82	Pk	28.4	-32.5	10.7	-60.22	-13	-47.22	V
2.668	-67.72	Pk	32.4	-30	9.9	-55.42	-13	-42.42	V
2.087	-66.96	Pk	31.1	-30.7	11.3	-55.26	-13	-42.26	H
2.117	-62.42	Pk	31.2	-30.9	9.4	-52.72	-13	-39.72	V

Pk - Peak detector

UL VERIFICATION SERVICES INC.
47173 Benicia Street, Fremont, CA 94538; USA TEL:(510) 319-4000 FAX:(510) 661-0888
This report shall not be reproduced except in full, without the written approval of UL Verification Services Inc.

9.1.7. LTE BAND 25

Company:	
Project #:	12696945
Date:	3/2/2019
Test Engineer:	10641
Configuration:	EUT Only
Mode:	LTE 25 QPSK 20MHz
Chamber #:	Chamber B

Frequency (GHz)	Meter Reading (dBm)	Det	AF T344 (dB/m)	Amp/Cbl (dB)	Amp/Cbl (dB)	Corrected Reading (dBm)	Harmonics limit	Margin (dB)	Polarity
Low Channel, 1860MHz									
3.719	-68.99	Pk	33.3	-28.5	9.8	-54.39	-13	-41.39	H
3.724	-69.69	Pk	33.3	-28.4	10	-54.79	-13	-41.79	V
5.582	-69.7	Pk	35.5	-26.8	8.2	-52.8	-13	-39.8	H
5.582	-69.43	Pk	35.5	-26.8	8.2	-52.53	-13	-39.53	V
7.438	-71.18	Pk	36.1	-24.9	7	-52.98	-13	-39.98	H
7.438	-70.78	Pk	36.1	-24.9	7	-52.58	-13	-39.58	V
Mid Channel, 1882.5MHz									
3.774	-69.78	Pk	33.4	-28.7	9.8	-55.28	-13	-42.28	V
3.777	-70.34	Pk	33.4	-28.6	10	-55.54	-13	-42.54	H
5.655	-70.08	Pk	35.5	-26.7	8.4	-52.88	-13	-39.88	V
5.656	-69.82	Pk	35.5	-26.8	8.6	-52.52	-13	-39.52	H
7.529	-71.16	Pk	36.2	-24.8	7.5	-52.26	-13	-39.26	H
7.529	-71.32	Pk	36.2	-24.8	7.3	-52.62	-13	-39.62	V
High Channel, 1905MHz									
3.811	-69.13	Pk	33.4	-28.9	9.4	-55.23	-13	-42.23	V
3.813	-69.98	Pk	33.4	-28.8	9.4	-55.98	-13	-42.98	H
5.712	-68.76	Pk	35.5	-26.7	7.8	-52.16	-13	-39.16	V
5.716	-69.44	Pk	35.5	-26.7	7.8	-52.84	-13	-39.84	H
7.622	-70.71	Pk	36.4	-24.6	7.4	-51.51	-13	-38.51	V
7.623	-70.9	Pk	36.4	-24.5	7.4	-51.6	-13	-38.6	H

Pk - Peak detector

UL VERIFICATION SERVICES INC.
47173 Benicia Street, Fremont, CA 94538; USA TEL:(510) 319-4000 FAX:(510) 661-0888
This report shall not be reproduced except in full, without the written approval of UL Verification Services Inc.

Company:	
Project #:	12696945
Date:	3/2/2019
Test Engineer:	10641
Configuration:	EUT Only
Mode:	LTE 25 16QAM 20MHz
Chamber #:	Chamber B

Frequency (GHz)	Meter Reading (dBm)	Det	AF T344 (dB/m)	Amp/Cbl (dB)	Amp/Cbl (dB)	Corrected Reading (dBm)	Harmonics limit	Margin (dB)	Polarity
Low Channel, 1860MHz									
3.721	-68.51	Pk	33.3	-28.5	9.9	-53.81	-13	-40.81	V
3.725	-68.81	Pk	33.3	-28.4	10.1	-53.81	-13	-40.81	H
5.583	-68.76	Pk	35.5	-26.8	8.2	-51.86	-13	-38.86	V
5.584	-69.18	Pk	35.5	-26.8	8.1	-52.38	-13	-39.38	H
7.438	-71.01	Pk	36.1	-24.9	7	-52.81	-13	-39.81	H
7.446	-70.73	Pk	36.1	-24.8	7.1	-52.33	-13	-39.33	V
Mid Channel, 1882.5MHz									
3.771	-69.58	Pk	33.4	-28.6	9.5	-55.28	-13	-42.28	H
3.773	-68.62	Pk	33.4	-28.7	9.7	-54.22	-13	-41.22	V
5.651	-69.8	Pk	35.5	-26.6	8.2	-52.7	-13	-39.7	V
5.652	-70.56	Pk	35.5	-26.7	8.4	-53.26	-13	-40.26	H
7.528	-71.23	Pk	36.2	-24.8	7.3	-52.53	-13	-39.53	V
7.53	-70.66	Pk	36.2	-24.8	7.5	-51.76	-13	-38.76	H
High Channel, 1905MHz									
3.81	-68.43	Pk	33.4	-28.9	9.3	-54.63	-13	-41.63	H
3.811	-69.42	Pk	33.4	-28.9	9.4	-55.52	-13	-42.52	V
5.714	-70.06	Pk	35.5	-26.7	7.9	-53.36	-13	-40.36	H
5.717	-70.06	Pk	35.5	-26.7	7.8	-53.46	-13	-40.46	V
7.621	-70.85	Pk	36.4	-24.6	7.4	-51.65	-13	-38.65	V
7.623	-70.58	Pk	36.4	-24.5	7.4	-51.28	-13	-38.28	H

Pk - Peak detector

UL VERIFICATION SERVICES INC.
47173 Benicia Street, Fremont, CA 94538; USA TEL:(510) 319-4000 FAX:(510) 661-0888
This report shall not be reproduced except in full, without the written approval of UL Verification Services Inc.

9.1.8. LTE BAND 26 (PART 90S)

Company:	
Project #:	12696945
Date:	3/4/2019
Test Engineer:	50822
Configuration:	EUT Only
Mode:	LTE 26(90s) QPSK 10MHz
Chamber #:	Chamber B

Frequency (GHz)	Meter Reading (dBm)	Det	AF T344 (dB/m)	Amp/Cbl (dB)	Amp/Cbl (dB)	Corrected Reading (dBm)	Harmonics limit	Margin (dB)	Polarity
Mid Channel, 819MHz									
2.486	-67.64	Pk	32.6	-30.5	8.7	-56.84	-13	-43.84	H
2.492	-67.95	Pk	32.7	-30.5	8.6	-57.15	-13	-44.15	V
1.659	-67.89	Pk	28.8	-31.8	10.6	-60.29	-13	-47.29	H
1.659	-67.81	Pk	28.8	-31.8	9.2	-61.61	-13	-48.61	V
3.322	-68.21	Pk	32.9	-29.1	9.1	-55.31	-13	-42.31	H
3.322	-68.34	Pk	32.9	-29.1	9.1	-55.44	-13	-42.44	V

Pk - Peak detector

UL VERIFICATION SERVICES INC.
47173 Benicia Street, Fremont, CA 94538; USA TEL:(510) 319-4000 FAX:(510) 661-0888
This report shall not be reproduced except in full, without the written approval of UL Verification Services Inc.

Company:	
Project #:	12696945
Date:	3/4/2019
Test Engineer:	50822
Configuration:	EUT Only
Mode:	LTE 26(90s) 16QAM 10MHz
Chamber #:	Chamber B

Frequency (GHz)	Meter Reading (dBm)	Det	AF T344 (dB/m)	Amp/Cbl (dB)	Amp/Cbl (dB)	Corrected Reading (dBm)	Harmonics limit	Margin (dB)	Polarity
Mid Channel, 819MHz									
1.681	-66.9	Pk	29.2	-31.7	10.9	-58.5	-13	-45.5	H
2.490	-67.45	Pk	32.7	-30.5	8.6	-56.65	-13	-43.65	H
2.494	-67.25	Pk	32.7	-30.5	8.8	-56.25	-13	-43.25	V
1.657	-67.76	Pk	28.7	-31.8	9.5	-61.36	-13	-48.36	V
3.330	-68.25	Pk	32.9	-29.1	8.8	-55.65	-13	-42.65	H
3.330	-68.48	Pk	32.9	-29.1	9.2	-55.48	-13	-42.48	V

Pk - Peak detector

UL VERIFICATION SERVICES INC.
47173 Benicia Street, Fremont, CA 94538; USA TEL:(510) 319-4000 FAX:(510) 661-0888
This report shall not be reproduced except in full, without the written approval of UL Verification Services Inc.

9.1.9. LTE BAND 30

Company:	
Project #:	12696945
Date:	3/4/2019
Test Engineer:	10641
Configuration:	EUT Only
Mode:	LTE 30 QPSK 10MHz
Chamber #:	Chamber B

Frequency (GHz)	Meter Reading (dBm)	Det	AF T344 (dB/m)	Amp/Cbl (dB)	Amp/Cbl (dB)	Corrected Reading (dBm)	Harmonics limit	Margin (dB)	Polarity
Mid Channel, 2310MHz									
4.617	-70.34	Pk	34.1	-28.2	9.6	-54.84	-40	-14.84	H
4.626	-70.35	Pk	34.1	-28.2	9.7	-54.75	-40	-14.75	V
6.928	-69.04	Pk	35.8	-25.8	6.8	-52.24	-40	-12.24	H
6.928	-69.99	Pk	35.8	-25.8	6.9	-53.09	-40	-13.09	V
9.234	-72.77	Pk	36.8	-21.8	7.9	-49.87	-40	-9.87	H
9.234	-72.62	Pk	36.8	-21.8	8	-49.62	-40	-9.62	V

Pk - Peak detector

UL VERIFICATION SERVICES INC.
47173 Benicia Street, Fremont, CA 94538; USA TEL:(510) 319-4000 FAX:(510) 661-0888
This report shall not be reproduced except in full, without the written approval of UL Verification Services Inc.

Company:	
Project #:	12696945
Date:	3/4/2019
Test Engineer:	10641
Configuration:	EUT Only
Mode:	LTE 30 16QAM 10MHz
Chamber #:	Chamber B

Frequency (GHz)	Meter Reading (dBm)	Det	AF T344 (dB/m)	Amp/Cbl (dB)	Amp/Cbl (dB)	Corrected Reading (dBm)	Harmonics limit	Margin (dB)	Polarity
Mid Channel, 2310MHz									
4.619	-70.12	Pk	34.1	-28.2	9.5	-54.72	-40	-14.72	V
4.621	-70.57	Pk	34.1	-28.2	9.5	-55.17	-40	-15.17	H
6.929	-70.67	Pk	35.8	-25.8	6.8	-53.87	-40	-13.87	H
6.930	-70.53	Pk	35.8	-25.8	6.8	-53.73	-40	-13.73	V
9.238	-72.86	Pk	36.8	-21.7	8	-49.76	-40	-9.76	V
9.239	-72.12	Pk	36.8	-21.7	8	-49.02	-40	-9.02	H

Pk - Peak detector

UL VERIFICATION SERVICES INC.
47173 Benicia Street, Fremont, CA 94538; USA TEL:(510) 319-4000 FAX:(510) 661-0888
This report shall not be reproduced except in full, without the written approval of UL Verification Services Inc.

9.1.10. LTE BAND 41

Company:	
Project #:	12696945
Date:	3/2/2019
Test Engineer:	10641
Configuration:	EUT Only
Mode:	LTE 41 QPSK 20MHz
Chamber #:	Chamber B

Frequency (GHz)	Meter Reading (dBm)	Det	AF T344 (dB/m)	Amp/Cbl (dB)	Amp/Cbl (dB)	Corrected Reading (dBm)	Harmonics limit	Margin (dB)	Polarity
Low channel, 2506MHz									
5.008	-70.24	Pk	34.6	-27.2	9.3	-53.54	-25	-28.54	V
5.009	-71.1	Pk	34.6	-27.2	9.2	-54.5	-25	-29.5	H
7.519	-71.11	Pk	36.2	-24.8	7.5	-52.21	-25	-27.21	V
7.522	-71.27	Pk	36.2	-24.8	7.5	-52.37	-25	-27.37	H
10.022	-72.38	Pk	37.5	-20.8	8.2	-47.48	-25	-22.48	H
10.022	-72.94	Pk	37.5	-20.8	8.2	-48.04	-25	-23.04	V
Mid Channel, 2593MHz									
5.187	-70.21	Pk	34.7	-27.6	8.9	-54.21	-25	-29.21	H
5.189	-70.06	Pk	34.7	-27.6	8.6	-54.36	-25	-29.36	V
7.778	-70.83	Pk	36.4	-24.3	7.9	-50.83	-25	-25.83	V
7.780	-70.36	Pk	36.4	-24.3	7.7	-50.56	-25	-25.56	H
10.370	-72.17	Pk	37.8	-20.3	7.9	-46.77	-25	-21.77	V
10.374	-73.24	Pk	37.8	-20.3	7.8	-47.94	-25	-22.94	H
High Channel, 2680MHz									
5.360	-69.1	Pk	35.1	-27.7	8.9	-52.8	-25	-27.8	H
5.360	-70.18	Pk	35.1	-27.7	8.8	-53.98	-25	-28.98	V
8.040	-71.12	Pk	36.4	-23.7	8.1	-50.32	-25	-25.32	V
8.041	-71.48	Pk	36.4	-23.7	8.2	-50.58	-25	-25.58	H
10.718	-72.51	Pk	37.8	-20.3	7.8	-47.21	-25	-22.21	V
10.720	-73.42	Pk	37.8	-20.2	7.8	-48.02	-25	-23.02	H

Pk - Peak detector

UL VERIFICATION SERVICES INC.
47173 Benicia Street, Fremont, CA 94538; USA TEL:(510) 319-4000 FAX:(510) 661-0888
This report shall not be reproduced except in full, without the written approval of UL Verification Services Inc.

Company:	
Project #:	12696945
Date:	3/4/2019
Test Engineer:	10641
Configuration:	EUT Only
Mode:	LTE 41 16QAM 20MHz
Chamber #:	Chamber B

Frequency (GHz)	Meter Reading (dBm)	Det	AF T344 (dB/m)	Amp/Cbl (dB)	Amp/Cbl (dB)	Corrected Reading (dBm)	Harmonics limit	Margin (dB)	Polarity
Low Channel, 2506MHz									
5.006	-72.91	Pk	34.6	-27.1	9.4	-56.01	-25	-31.01	H
5.007	-74.57	Pk	34.6	-27.1	9.3	-57.77	-25	-32.77	V
7.520	-74.8	Pk	36.2	-24.8	7.5	-55.9	-25	-30.9	H
7.520	-74.97	Pk	36.2	-24.8	7.4	-56.17	-25	-31.17	V
10.020	-77.5	Pk	37.5	-20.7	8.2	-52.5	-25	-27.5	V
10.022	-78.09	Pk	37.5	-20.8	8.2	-53.19	-25	-28.19	H
Mid Channel, 2593MHz									
5.186	-69.65	Pk	34.7	-27.6	9	-53.55	-25	-28.55	H
5.191	-70.12	Pk	34.7	-27.6	8.7	-54.32	-25	-29.32	V
7.780	-71.23	Pk	36.4	-24.3	7.7	-51.43	-25	-26.43	H
7.781	-71.03	Pk	36.4	-24.3	7.8	-51.13	-25	-26.13	V
10.372	-73.16	Pk	37.8	-20.3	7.9	-47.76	-25	-22.76	H
10.373	-73.25	Pk	37.8	-20.3	7.9	-47.85	-25	-22.85	V
High Channel, 2680MHz									
5.360	-68.77	Pk	35.1	-27.7	8.8	-52.57	-25	-27.57	V
5.362	-70.55	Pk	35.1	-27.7	8.7	-54.45	-25	-29.45	H
8.037	-71.27	Pk	36.4	-23.7	8.2	-50.37	-25	-25.37	H
8.038	-71.05	Pk	36.4	-23.7	8.1	-50.25	-25	-25.25	V
10.721	-72.44	Pk	37.8	-20.2	7.8	-47.04	-25	-22.04	V
10.724	-72.56	Pk	37.8	-20.2	7.9	-47.06	-25	-22.06	H

Pk - Peak detector

UL VERIFICATION SERVICES INC.
47173 Benicia Street, Fremont, CA 94538; USA TEL:(510) 319-4000 FAX:(510) 661-0888
This report shall not be reproduced except in full, without the written approval of UL Verification Services Inc.

9.1.11. LTE BAND 66

Company:	
Project #:	12696945
Date:	3/4/2019
Test Engineer:	10641
Configuration:	EUT Only
Mode:	LTE 66 QPSK 20MHz
Chamber #:	Chamber B

Frequency (GHz)	Meter Reading (dBm)	Det	AF T344 (dB/m)	Amp/Cbl (dB)	Amp/Cbl (dB)	Corrected Reading (dBm)	Harmonics limit	Margin (dB)	Polarity
Low Channel, 1720MHz									
3.439	-68.63	Pk	32.9	-29	8.8	-55.93	-13	-42.93	H
3.440	-69	Pk	32.9	-29	8.8	-56.3	-13	-43.3	V
5.159	-69.29	Pk	34.6	-27.3	9.2	-52.79	-13	-39.79	H
5.161	-69.29	Pk	34.6	-27.4	9.4	-52.69	-13	-39.69	V
6.872	-70.21	Pk	35.8	-25.9	6.6	-53.71	-13	-40.71	V
6.877	-70.54	Pk	35.8	-25.9	6.6	-54.04	-13	-41.04	H
Mid Channel, 1745MHz									
3.503	-69.01	Pk	32.9	-28.8	9.8	-55.11	-13	-42.11	V
3.507	-69.43	Pk	32.9	-28.8	9.6	-55.73	-13	-42.73	H
5.236	-69.12	Pk	34.8	-27.3	9.2	-52.42	-13	-39.42	H
5.239	-69.38	Pk	34.8	-27.3	8.7	-53.18	-13	-40.18	V
6.982	-69.82	Pk	35.9	-25.5	6.8	-52.62	-13	-39.62	H
6.979	-69.91	Pk	35.9	-25.4	6.9	-52.51	-13	-39.51	V
High Channel, 1770MHz									
3.537	-69.73	Pk	33	-28.5	9.4	-55.83	-13	-42.83	H
3.542	-69.73	Pk	33.1	-28.6	9.2	-56.03	-13	-43.03	V
5.306	-68.89	Pk	34.9	-27.3	8.5	-52.79	-13	-39.79	H
5.309	-69.02	Pk	34.9	-27.4	8.4	-53.12	-13	-40.12	V
7.079	-70.63	Pk	36	-25.1	7.3	-52.43	-13	-39.43	V
7.084	-70.6	Pk	36	-25.1	7.5	-52.2	-13	-39.2	H

Pk - Peak detector

UL VERIFICATION SERVICES INC.
47173 Benicia Street, Fremont, CA 94538; USA TEL:(510) 319-4000 FAX:(510) 661-0888
This report shall not be reproduced except in full, without the written approval of UL Verification Services Inc.

Company:	
Project #:	12696945
Date:	03/08/2019
Test Engineer:	10641
Configuration:	EUT Only
Mode:	LTE 66 16QAM 20MHz
Chamber #:	Chamber B

Frequency (GHz)	Meter Reading (dBm)	Det	AF T344 (dB/m)	Amp/Cbl (dB)	Amp/Cbl (dB)	Corrected Reading (dBm)	Harmonics limit	Margin (dB)	Polarity
Low Channel, 1720MHz									
3.441	-68.67	Pk	32.9	-30	8.8	-56.97	-13	-43.97	H
3.444	-68.89	Pk	32.9	-30.1	8.7	-57.39	-13	-44.39	V
5.164	-68.65	Pk	34.6	-28.7	9.3	-53.45	-13	-40.45	H
5.164	-68.53	Pk	34.6	-28.7	9.4	-53.23	-13	-40.23	V
6.878	-69.47	Pk	35.8	-27.4	6.6	-54.47	-13	-41.47	H
6.891	-69.22	Pk	35.8	-27.4	6.8	-54.02	-13	-41.02	V
Mid Channel, 1745MHz									
3.488	-68.61	Pk	32.9	-30	9.5	-56.21	-13	-43.21	H
3.506	-68.77	Pk	32.9	-29.8	9.8	-55.87	-13	-42.87	V
5.244	-68.75	Pk	34.8	-29.1	8.6	-54.45	-13	-41.45	H
5.246	-68.58	Pk	34.8	-29.1	8.4	-54.48	-13	-41.48	V
6.978	-70.41	Pk	35.9	-26.9	6.9	-54.51	-13	-41.51	V
6.979	-70.66	Pk	35.9	-26.8	6.9	-54.66	-13	-41.66	H
High Channel, 1770MHz									
3.545	-69.25	Pk	33.1	-30.1	9.2	-57.05	-13	-44.05	H
3.547	-70.22	Pk	33.1	-30.1	9	-58.22	-13	-45.22	V
5.308	-68.35	Pk	34.9	-28.9	8.5	-53.85	-13	-40.85	H
5.309	-68.4	Pk	34.9	-29	8.4	-54.1	-13	-41.1	V
7.076	-69.67	Pk	36	-26.5	7.2	-52.97	-13	-39.97	V
7.090	-69.8	Pk	36	-26.7	7.4	-53.1	-13	-40.1	H

Pk - Peak detector

UL VERIFICATION SERVICES INC.
47173 Benicia Street, Fremont, CA 94538; USA TEL:(510) 319-4000 FAX:(510) 661-0888
This report shall not be reproduced except in full, without the written approval of UL Verification Services Inc.

9.2. FIELD STRENGTH OF SPURIOUS RADIATION, ANT 2

9.2.1. LTE BAND 2

Company:	
Project #:	12696945
Date:	3/6/2019
Test Engineer:	50822
Configuration:	EUT Only
Mode:	LTE 2 QPSK 20MHz
Chamber #:	Chamber B

Frequency (GHz)	Meter Reading (dBm)	Det	AF T344 (dB/m)	Amp/Cbl (dB)	Amp/Cbl (dB)	Corrected Reading (dBm)	Harmonics limit	Margin (dB)	Polarity
Low Channel 1860MHz									
3.721	-67.01	Pk	33.3	-30.1	10	-53.81	-13	-40.81	H
3.721	-67.84	Pk	33.3	-30.1	9.8	-54.84	-13	-41.84	V
5.564	-68.44	Pk	35.5	-28.4	9	-52.34	-13	-39.34	H
5.573	-68.61	Pk	35.5	-28.6	8.4	-53.31	-13	-40.31	V
7.432	-70.04	Pk	36.2	-26.6	6.8	-53.64	-13	-40.64	H
7.442	-70.16	Pk	36.1	-26.6	6.9	-53.76	-13	-40.76	V
Mid Channel, 1880MHz									
2.751	-67.43	Pk	32.3	-31.1	8.3	-57.93	-13	-44.93	V
2.765	-67.04	Pk	32.4	-30.9	9.8	-55.74	-13	-42.74	H
5.627	-68.38	Pk	35.5	-28.5	8.4	-52.98	-13	-39.98	H
5.633	-68.5	Pk	35.5	-28.6	8.6	-53	-13	-40	V
7.512	-70.79	Pk	36.2	-26.3	7.7	-53.19	-13	-40.19	H
7.515	-70.82	Pk	36.2	-26.3	7.6	-53.32	-13	-40.32	V
High Channel 1900MHz									
3.786	-67.55	Pk	33.4	-30.1	10.1	-54.15	-13	-41.15	H
3.789	-68	Pk	33.4	-30.1	9.7	-55	-13	-42	V
5.693	-69.27	Pk	35.5	-28.1	7.7	-54.17	-13	-41.17	V
5.701	-68.34	Pk	35.5	-28	7.8	-53.04	-13	-40.04	H
7.587	-70.08	Pk	36.3	-26.3	6.9	-53.18	-13	-40.18	V
7.590	-70.11	Pk	36.3	-26.2	7	-53.01	-13	-40.01	H

Pk - Peak detector

UL VERIFICATION SERVICES INC.
47173 Benicia Street, Fremont, CA 94538; USA TEL:(510) 319-4000 FAX:(510) 661-0888
This report shall not be reproduced except in full, without the written approval of UL Verification Services Inc.

Company:	
Project #:	12696945
Date:	3/6/2019
Test Engineer:	50822
Configuration:	EUT Only
Mode:	LTE 2 16QAM 20MHz
Chamber #:	Chamber B

Frequency (GHz)	Meter Reading (dBm)	Det	AF T344 (dB/m)	Amp/Cbl (dB)	Amp/Cbl (dB)	Corrected Reading (dBm)	Harmonics limit	Margin (dB)	Polarity
Low Channel, 1860MHz									
3.714	-67.63	Pk	33.3	-30	9.8	-54.53	-13	-41.53	H
3.724	-68.11	Pk	33.3	-30.1	10	-54.91	-13	-41.91	V
5.565	-69.26	Pk	35.5	-28.4	8.8	-53.36	-13	-40.36	V
5.569	-68.43	Pk	35.5	-28.5	8.5	-52.93	-13	-39.93	H
7.439	-70.36	Pk	36.1	-26.7	6.9	-54.06	-13	-41.06	V
7.443	-70.28	Pk	36.1	-26.6	7	-53.78	-13	-40.78	H
Mid Channel, 1880MHz									
3.746	-66.42	Pk	33.3	-30.2	10	-53.32	-13	-40.32	H
3.748	-67.07	Pk	33.3	-30.2	9.8	-54.17	-13	-41.17	V
5.637	-68.07	Pk	35.5	-28.6	8.4	-52.77	-13	-39.77	H
5.64	-68.46	Pk	35.5	-28.5	8.1	-53.36	-13	-40.36	V
7.510	-70.61	Pk	36.2	-26.3	7.7	-53.01	-13	-40.01	H
7.518	-70.66	Pk	36.2	-26.3	7.5	-53.26	-13	-40.26	V
High Channel, 1900MHz									
3.782	-67.08	Pk	33.4	-30.1	9.9	-53.88	-13	-40.88	H
3.787	-67.48	Pk	33.4	-30.1	9.7	-54.48	-13	-41.48	V
6.691	-69.21	Pk	35.8	-27.7	7.1	-54.01	-13	-41.01	V
6.697	-68.86	Pk	35.8	-27.7	7.1	-53.66	-13	-40.66	H
7.572	-69.81	Pk	36.3	-26.3	7.3	-52.51	-13	-39.51	V
7.617	-70.5	Pk	36.4	-26.4	7.6	-52.9	-13	-39.9	H

Pk - Peak detector

UL VERIFICATION SERVICES INC.
47173 Benicia Street, Fremont, CA 94538; USA TEL:(510) 319-4000 FAX:(510) 661-0888
This report shall not be reproduced except in full, without the written approval of UL Verification Services Inc.

9.2.2. LTE BAND 5

Company:	
Project #:	12696945
Date:	03/06/2019
Test Engineer:	50822
Configuration:	EUT Only
Mode:	LTE 5 QPSK 10MHz
Chamber #:	Chamber B

Frequency (GHz)	Meter Reading (dBm)	Det	AF T344 (dB/m)	Amp/Cbl (dB)	Amp/Cbl (dB)	Corrected Reading (dBm)	Harmonics limit	Margin (dB)	Polarity
Low Channel, 829MHz									
1.660	-65.75	Pk	28.8	-32.7	10.4	-59.25	-13	-46.25	H
1.662	-65.44	Pk	28.8	-32.8	8.8	-60.64	-13	-47.64	V
2.481	-66.65	Pk	32.6	-31.6	8.7	-56.95	-13	-43.95	H
2.488	-66.73	Pk	32.6	-31.5	8.7	-56.93	-13	-43.93	V
3.319	-67.57	Pk	32.9	-30.3	9.3	-55.67	-13	-42.67	H
3.323	-67.43	Pk	32.9	-30.3	9.1	-55.73	-13	-42.73	V
Mid Channel, 836.5MHz									
1.664	-64.99	Pk	28.9	-32.8	10.2	-58.69	-13	-45.69	H
1.672	-65.48	Pk	29	-32.9	9	-60.38	-13	-47.38	V
2.497	-66.41	Pk	32.7	-31.6	9.2	-56.11	-13	-43.11	V
2.515	-66.05	Pk	32.7	-31.5	9.2	-55.65	-13	-42.65	H
3.347	-67.64	Pk	32.9	-30.4	9.1	-56.04	-13	-43.04	H
3.349	-67.66	Pk	32.9	-30.4	9.4	-55.76	-13	-42.76	V
High Channel, 844MHz									
1.690	-65.71	Pk	29.4	-32.7	10.4	-58.61	-13	-45.61	H
1.692	-65.2	Pk	29.4	-32.6	9.7	-58.7	-13	-45.7	V
2.532	-66.65	Pk	32.7	-31.4	9.5	-55.85	-13	-42.85	V
2.533	-66.28	Pk	32.7	-31.4	9	-55.98	-13	-42.98	H
3.371	-67.6	Pk	32.9	-30.3	9.5	-55.5	-13	-42.5	H
3.376	-67.34	Pk	32.8	-30.4	9.3	-55.64	-13	-42.64	V

Pk - Peak detector

UL VERIFICATION SERVICES INC.
47173 Benicia Street, Fremont, CA 94538; USA TEL:(510) 319-4000 FAX:(510) 661-0888
This report shall not be reproduced except in full, without the written approval of UL Verification Services Inc.

Company:	
Project #:	12696945
Date:	03/04/2019
Test Engineer:	50822
Configuration:	EUT Only
Mode:	LTE 5 16QAM 10MHz
Chamber #:	Chamber B

Frequency (GHz)	Meter Reading (dBm)	Det	AF T344 (dB/m)	Amp/Cbl (dB)	Amp/Cbl (dB)	Corrected Reading (dBm)	Harmonics limit	Margin (dB)	Polarity
Low Channel, 829MHz									
1.662	-65.4	Pk	28.8	-32.8	10.2	-59.2	-13	-46.2	H
1.662	-64.62	Pk	28.8	-32.8	8.7	-59.92	-13	-46.92	V
2.486	-67.13	Pk	32.6	-31.6	8.7	-57.43	-13	-44.43	H
2.489	-66.96	Pk	32.6	-31.6	8.7	-57.26	-13	-44.26	V
3.311	-67.54	Pk	32.9	-30.2	9.8	-55.04	-13	-42.04	V
3.319	-67.84	Pk	32.9	-30.3	9.2	-56.04	-13	-43.04	H
Mid Channel, 836.5MHz									
1.660	-65.19	Pk	28.8	-32.7	9	-60.09	-13	-47.09	V
1.664	-65.54	Pk	28.9	-32.8	10.2	-59.24	-13	-46.24	H
2.501	-66.27	Pk	32.7	-31.6	8.9	-56.27	-13	-43.27	H
2.509	-66.59	Pk	32.7	-31.6	9.3	-56.19	-13	-43.19	V
3.349	-67.19	Pk	32.9	-30.4	9.2	-55.49	-13	-42.49	H
3.351	-67.65	Pk	32.9	-30.4	9.5	-55.65	-13	-42.65	V
High Channel, 844MHz									
1.691	-65.65	Pk	29.4	-32.7	9.7	-59.25	-13	-46.25	V
1.696	-65.1	Pk	29.5	-32.7	10.3	-58	-13	-45	H
2.528	-66.25	Pk	32.7	-31.4	9.6	-55.35	-13	-42.35	V
2.530	-66.76	Pk	32.7	-31.4	8.9	-56.56	-13	-43.56	H
3.368	-67.3	Pk	32.9	-30.4	9.6	-55.2	-13	-42.2	H
3.368	-66.92	Pk	32.9	-30.3	9.9	-54.42	-13	-41.42	V

Pk - Peak detector

UL VERIFICATION SERVICES INC.
47173 Benicia Street, Fremont, CA 94538; USA TEL:(510) 319-4000 FAX:(510) 661-0888
This report shall not be reproduced except in full, without the written approval of UL Verification Services Inc.

9.2.3. LTE BAND 7

Company:	
Project #:	12696945
Date:	03/07/2019
Test Engineer:	10641
Configuration:	EUT Only
Mode:	LTE 7 QPSK 20MHz
Chamber #:	Chamber B

Frequency (GHz)	Meter Reading (dBm)	Det	AF T344 (dB/m)	Amp/Cbl (dB)	Amp/Cbl (dB)	Corrected Reading (dBm)	Harmonics limit	Margin (dB)	Polarity
Low Channel, 2510MHz									
5.015	-69.79	Pk	34.6	-28.6	8.8	-54.99	-25	-29.99	V
5.017	-70.45	Pk	34.6	-28.6	8.5	-55.95	-25	-30.95	H
7.527	-70.7	Pk	36.2	-26.3	7.4	-53.4	-25	-28.4	H
7.529	-71.09	Pk	36.2	-26.3	7.3	-53.89	-25	-28.89	V
10.040	-72.94	Pk	37.5	-22.8	8	-50.24	-25	-25.24	H
10.042	-72.46	Pk	37.5	-22.8	7.9	-49.86	-25	-24.86	V
Mid Channel, 2535MHz									
5.068	-68.92	Pk	34.5	-28.7	8.6	-54.52	-25	-29.52	H
5.069	-69.3	Pk	34.5	-28.7	8.6	-54.9	-25	-29.9	V
7.595	-70.71	Pk	36.4	-26.2	7.1	-53.41	-25	-28.41	V
7.608	-70.8	Pk	36.4	-26.3	7.6	-53.1	-25	-28.1	H
10.142	-71.76	Pk	37.7	-22.6	6.4	-50.26	-25	-25.26	V
10.145	-73.69	Pk	37.7	-22.6	6.4	-52.19	-25	-27.19	H
High Channel, 2560MHz									
5.123	-69.85	Pk	34.6	-28.9	8.5	-55.65	-25	-30.65	V
5.126	-68.71	Pk	34.6	-28.8	8.5	-54.41	-25	-29.41	H
7.682	-70.47	Pk	36.4	-26.1	7.6	-52.57	-25	-27.57	V
7.683	-70.9	Pk	36.4	-26.1	7.7	-52.9	-25	-27.9	H
10.242	-72.56	Pk	37.8	-22.5	7.5	-49.76	-25	-24.76	V
10.245	-72.31	Pk	37.8	-22.5	7.5	-49.51	-25	-24.51	H

Pk - Peak detector

UL VERIFICATION SERVICES INC.
47173 Benicia Street, Fremont, CA 94538; USA TEL:(510) 319-4000 FAX:(510) 661-0888
This report shall not be reproduced except in full, without the written approval of UL Verification Services Inc.

Company:	
Project #:	12696945
Date:	03/07/2019
Test Engineer:	10641
Configuration:	EUT Only
Mode:	LTE 7 16QAM 20MHz
Chamber #:	Chamber B

Frequency (GHz)	Meter Reading (dBm)	Det	AF T344 (dB/m)	Amp/Cbl (dB)	Amp/Cbl (dB)	Corrected Reading (dBm)	Harmonics limit	Margin (dB)	Polarity
Low Channel, 2510MHz									
5.021	-70.16	Pk	34.6	-28.6	8.8	-55.36	-25	-30.36	V
5.022	-69.8	Pk	34.6	-28.6	8.6	-55.2	-25	-30.2	H
7.530	-71.1	Pk	36.2	-26.3	7.3	-53.9	-25	-28.9	V
7.531	-70.34	Pk	36.2	-26.3	7.5	-52.94	-25	-27.94	H
10.037	-73.05	Pk	37.5	-22.7	8	-50.25	-25	-25.25	H
10.042	-73.05	Pk	37.5	-22.8	7.9	-50.45	-25	-25.45	V
Mid Channel, 2535MHz									
5.068	-69.91	Pk	34.5	-28.7	8.6	-55.51	-25	-30.51	V
5.071	-69.64	Pk	34.5	-28.7	8.6	-55.24	-25	-30.24	H
7.607	-70.43	Pk	36.4	-26.3	7.5	-52.83	-25	-27.83	V
7.615	-70.88	Pk	36.4	-26.3	7.5	-53.28	-25	-28.28	H
10.13	-73.14	Pk	37.7	-22.6	6.4	-51.64	-25	-26.64	V
10.136	-72.52	Pk	37.7	-22.6	6.3	-51.12	-25	-26.12	H
High Channel, 2560MHz									
5.123	-68.86	Pk	34.6	-28.9	8.7	-54.46	-25	-29.46	H
5.124	-70.45	Pk	34.6	-28.9	8.4	-56.35	-25	-31.35	V
7.669	-70.69	Pk	36.4	-26	8	-52.29	-25	-27.29	H
7.669	-71.2	Pk	36.4	-26	7.9	-52.9	-25	-27.9	V
10.238	-72.16	Pk	37.8	-22.6	7.5	-49.46	-25	-24.46	V
10.241	-72.57	Pk	37.8	-22.6	7.6	-49.77	-25	-24.77	H

Pk - Peak detector

UL VERIFICATION SERVICES INC.
47173 Benicia Street, Fremont, CA 94538; USA TEL:(510) 319-4000 FAX:(510) 661-0888
This report shall not be reproduced except in full, without the written approval of UL Verification Services Inc.

9.2.4. LTE BAND 12

Company:	
Project #:	12696945
Date:	03/08/2019
Test Engineer:	10641
Configuration:	EUT Only
Mode:	LTE 12 QPSK 10MHz
Chamber #:	Chamber B

Frequency (GHz)	Meter Reading (dBm)	Det	AF T344 (dB/m)	Amp/Cbl (dB)	Amp/Cbl (dB)	Corrected Reading (dBm)	Harmonics limit	Margin (dB)	Polarity
Low Channel, 704MHz									
1.412	-65.65	Pk	28.4	-33.1	9.4	-60.95	-13	-47.95	V
1.419	-65.69	Pk	28.4	-33.1	9.2	-61.19	-13	-48.19	H
2.100	-57.19	Pk	31.1	-32	10.5	-47.59	-13	-34.59	H
2.108	-66.83	Pk	31.1	-31.9	9.5	-58.13	-13	-45.13	V
2.820	-67.6	Pk	32.5	-30.9	9.3	-56.7	-13	-43.7	V
2.825	-67.85	Pk	32.5	-30.9	10	-56.25	-13	-43.25	H
Mid Channel, 707.5MHz									
1.426	-66.36	Pk	28.3	-33	8.3	-62.76	-13	-49.76	V
1.428	-67.03	Pk	28.3	-33	8.1	-63.63	-13	-50.63	H
2.117	-66.93	Pk	31.2	-31.8	9.4	-58.13	-13	-45.13	V
2.126	-67.51	Pk	31.2	-31.8	10.2	-57.91	-13	-44.91	H
2.833	-67.24	Pk	32.5	-31	9.4	-56.34	-13	-43.34	V
2.837	-66.97	Pk	32.5	-30.9	9.5	-55.87	-13	-42.87	H
High Channel, 711MHz									
1.416	-65.85	Pk	28.4	-33.1	9.6	-60.95	-13	-47.95	H
1.419	-66.36	Pk	28.4	-33.1	9	-62.06	-13	-49.06	V
2.134	-66.78	Pk	31.2	-31.7	10.4	-56.88	-13	-43.88	V
2.136	-66.9	Pk	31.2	-31.6	11.7	-55.6	-13	-42.6	H
2.844	-67.35	Pk	32.5	-30.7	8.8	-56.75	-13	-43.75	H
2.845	-66.84	Pk	32.5	-30.7	9.2	-55.84	-13	-42.84	V

Pk - Peak detector

UL VERIFICATION SERVICES INC.
47173 Benicia Street, Fremont, CA 94538; USA TEL:(510) 319-4000 FAX:(510) 661-0888
This report shall not be reproduced except in full, without the written approval of UL Verification Services Inc.

Company:	
Project #:	12696945
Date:	03/08/2019
Test Engineer:	10641
Configuration:	EUT Only
Mode:	LTE 12 16QAM 10MHz
Chamber #:	Chamber B

Frequency (GHz)	Meter Reading (dBm)	Det	AF T344 (dB/m)	Amp/Cbl (dB)	Amp/Cbl (dB)	Corrected Reading (dBm)	Harmonics limit	Margin (dB)	Polarity
Low Channel 704MHz									
1.411	-65.69	Pk	28.4	-33.1	9.5	-60.89	-13	-47.89	V
1.416	-65.7	Pk	28.4	-33.1	9.5	-60.9	-13	-47.9	H
2.100	-57.44	Pk	31.1	-32	9.5	-48.84	-13	-35.84	V
2.101	-57.82	Pk	31.1	-32	10.4	-48.32	-13	-35.32	H
2.818	-67.64	Pk	32.5	-30.9	9.6	-56.44	-13	-43.44	H
2.826	-66.59	Pk	32.5	-30.9	9.7	-55.29	-13	-42.29	V
Mid Channel, 707.5MHz									
1.420	-65.5	Pk	28.4	-33.1	9	-61.2	-13	-48.2	V
1.421	-65.89	Pk	28.3	-33	8.9	-61.69	-13	-48.69	H
2.107	-68.05	Pk	31.1	-31.9	9.4	-59.45	-13	-46.45	V
2.109	-59.5	Pk	31.1	-31.9	10.3	-50	-13	-37	H
2.83	-67.4	Pk	32.5	-30.9	9.7	-56.1	-13	-43.1	H
2.84	-67.32	Pk	32.5	-30.7	9.2	-56.32	-13	-43.32	V
High Channel, 711MHz									
1.417	-65.77	Pk	28.4	-33.1	9.4	-61.07	-13	-48.07	H
1.419	-65.31	Pk	28.4	-33.1	9	-61.01	-13	-48.01	V
2.122	-57.7	Pk	31.2	-31.8	10.3	-48	-13	-35	H
2.122	-60.87	Pk	31.2	-31.8	10.1	-51.37	-13	-38.37	V
2.842	-67.81	Pk	32.5	-30.7	9.1	-56.91	-13	-43.91	H
2.846	-67.07	Pk	32.5	-30.7	9.1	-56.17	-13	-43.17	V

Pk - Peak detector

UL VERIFICATION SERVICES INC.
47173 Benicia Street, Fremont, CA 94538; USA TEL:(510) 319-4000 FAX:(510) 661-0888
This report shall not be reproduced except in full, without the written approval of UL Verification Services Inc.

9.2.5. LTE BAND 13

Company:	
Project #:	12696945
Date:	03/08/2019
Test Engineer:	10641
Configuration:	EUT Only
Mode:	LTE 13 QPSK 10MHz
Chamber #:	Chamber B

Frequency (GHz)	Meter Reading (dBm)	Det	AF T344 (dB/m)	Amp/Cbl (dB)	Amp/Cbl (dB)	Corrected Reading (dBm)	Harmonics limit	Margin (dB)	Polarity
Mid Channel, 782MHz									
1.555	-65.17	Pk	27.7	-32.9	8.7	-61.67	-40	-21.67	H
1.560	-66.35	Pk	27.7	-32.8	9.9	-61.55	-40	-21.55	V
2.352	-66.83	Pk	32.2	-31.8	9.9	-56.53	-13	-43.53	V
2.353	-66.85	Pk	32.2	-31.7	10.5	-55.85	-13	-42.85	H
3.132	-66.94	Pk	33.2	-30.8	9.7	-54.84	-13	-41.84	H
3.133	-68.06	Pk	33.2	-30.8	10.2	-55.46	-13	-42.46	V

Pk - Peak detector

UL VERIFICATION SERVICES INC.
47173 Benicia Street, Fremont, CA 94538; USA TEL:(510) 319-4000 FAX:(510) 661-0888
This report shall not be reproduced except in full, without the written approval of UL Verification Services Inc.

Company:	
Project #:	12696945
Date:	03/08/2019
Test Engineer:	10641
Configuration:	EUT Only
Mode:	LTE 13 16QAM 10MHz
Chamber #:	Chamber B

Frequency (GHz)	Meter Reading (dBm)	Det	AF T344 (dB/m)	Amp/Cbl (dB)	Amp/Cbl (dB)	Corrected Reading (dBm)	Harmonics limit	Margin (dB)	Polarity
Mid Channel, 782MHz									
1.556	-65.65	Pk	27.7	-32.9	8.6	-62.25	-40	-22.25	H
1.565	-65.89	Pk	27.7	-32.9	10.2	-60.89	-40	-20.89	V
2.333	-57.25	Pk	32.1	-31.6	9.1	-47.65	-13	-34.65	V
2.336	-67.07	Pk	32.1	-31.7	10	-56.67	-13	-43.67	H
3.133	-67.8	Pk	33.2	-30.8	9.8	-55.6	-13	-42.6	H
3.133	-67.93	Pk	33.2	-30.8	10.2	-55.33	-13	-42.33	V

Pk - Peak detector

UL VERIFICATION SERVICES INC.
47173 Benicia Street, Fremont, CA 94538; USA TEL:(510) 319-4000 FAX:(510) 661-0888
This report shall not be reproduced except in full, without the written approval of UL Verification Services Inc.

9.2.6. LTE BAND 17

Company:	
Project #:	12696945
Date:	8/5/2019
Test Engineer:	50822
Configuration:	EUT Only
Mode:	LTE 17 QPSK 10MHz
Chamber #:	Chamber B

Frequency (GHz)	Meter Reading (dBm)	Det	AF T344 (dB/m)	Amp/Cbl (dB)	Amp/Cbl (dB)	Corrected Reading (dBm)	Harmonics limit	Margin (dB)	Polarity
Mid Channel, 782MHz									
1.463	-67.01	Pk	28	-32.2	9.2	-62.01	-13	-49.01	H
1.566	-67.25	Pk	27.7	-32.1	10.2	-61.45	-13	-48.45	V
2.38	-67.98	Pk	32.3	-30.5	9.4	-56.78	-13	-43.78	V
2.395	-67.69	Pk	32.4	-30.5	10	-55.79	-13	-42.79	H
3.159	-68.05	Pk	33.1	-29.2	10.1	-54.05	-13	-41.05	V
3.357	-68.47	Pk	32.9	-28.8	9.5	-54.87	-13	-41.87	H

Pk - Peak detector

UL VERIFICATION SERVICES INC.
47173 Benicia Street, Fremont, CA 94538; USA TEL:(510) 319-4000 FAX:(510) 661-0888
This report shall not be reproduced except in full, without the written approval of UL Verification Services Inc.

Company:	
Project #:	12696945
Date:	8/5/2019
Test Engineer:	50822
Configuration:	EUT Only
Mode:	LTE 17 16QAM 10MHz
Chamber #:	Chamber B

Frequency (GHz)	Meter Reading (dBm)	Det	AF T344 (dB/m)	Amp/Cbl (dB)	Amp/Cbl (dB)	Corrected Reading (dBm)	Harmonics limit	Margin (dB)	Polarity
Mid Channel, 782MHz									
1.46	-67.08	Pk	28	-32.2	9.6	-61.68	-13	-48.68	H
1.514	-66.58	Pk	27.7	-32	9.8	-61.08	-13	-48.08	V
2.358	-67.39	Pk	32.2	-30.7	10.7	-55.19	-13	-42.19	H
2.411	-67.6	Pk	32.4	-30.4	9.5	-56.1	-13	-43.1	V
3.736	-68.9	Pk	33.3	-28.6	9.8	-54.4	-13	-41.4	V
3.96	-68.55	Pk	33.4	-28.2	9.8	-53.55	-13	-40.55	H

Pk - Peak detector

UL VERIFICATION SERVICES INC.
47173 Benicia Street, Fremont, CA 94538; USA TEL:(510) 319-4000 FAX:(510) 661-0888
This report shall not be reproduced except in full, without the written approval of UL Verification Services Inc.

9.2.7. LTE BAND 25

Company:	
Project #:	12696945
Date:	3/6/2019
Test Engineer:	50822
Configuration:	EUT Only
Mode:	LTE 25 QPSK 20MHz
Chamber #:	Chamber B

Frequency (GHz)	Meter Reading (dBm)	Det	AF T344 (dB/m)	Amp/Cbl (dB)	Amp/Cbl (dB)	Corrected Reading (dBm)	Harmonics limit	Margin (dB)	Polarity
Low Channel, 1860MHz									
3.717	-71.12	Pk	33.3	-30.1	9.8	-58.12	-13	-45.12	H
3.717	-72.47	Pk	33.3	-30.1	9.6	-59.67	-13	-46.67	V
5.570	-72.84	Pk	35.5	-28.5	8.4	-57.44	-13	-44.44	H
5.570	-70.94	Pk	35.5	-28.5	8.4	-55.54	-13	-42.54	V
7.435	-73.36	Pk	36.1	-26.6	7	-56.86	-13	-43.86	V
7.447	-73.86	Pk	36.1	-26.5	7.3	-56.96	-13	-43.96	H
Mid Channel, 1882.5MHz									
3.765	-66.73	Pk	33.3	-30	9.6	-53.83	-13	-40.83	V
3.767	-67.23	Pk	33.3	-30	9.2	-54.73	-13	-41.73	H
5.649	-68.97	Pk	35.5	-28.5	8.1	-53.87	-13	-40.87	H
5.651	-68.7	Pk	35.5	-28.5	8.1	-53.6	-13	-40.6	V
7.523	-70.75	Pk	36.2	-26.3	7.3	-53.55	-13	-40.55	V
7.530	-70.76	Pk	36.2	-26.3	7.5	-53.36	-13	-40.36	H
High Channel, 1905MHz									
3.801	-66.96	Pk	33.4	-30.2	9.9	-53.86	-13	-40.86	H
3.810	-67.06	Pk	33.4	-30.1	9.3	-54.46	-13	-41.46	V
5.704	-68.92	Pk	35.5	-28	7.5	-53.92	-13	-40.92	V
5.709	-68.45	Pk	35.5	-28.2	7.8	-53.35	-13	-40.35	H
7.618	-70.45	Pk	36.4	-26.4	7.5	-52.95	-13	-39.95	V
7.623	-70.48	Pk	36.4	-26.4	7.4	-53.08	-13	-40.08	H

Pk - Peak detector

UL VERIFICATION SERVICES INC.
47173 Benicia Street, Fremont, CA 94538; USA TEL:(510) 319-4000 FAX:(510) 661-0888
This report shall not be reproduced except in full, without the written approval of UL Verification Services Inc.

Company:	
Project #:	12696945
Date:	3/6/2019
Test Engineer:	50822
Configuration:	EUT Only
Mode:	LTE 25 16QAM 20MHz
Chamber #:	Chamber B

Frequency (GHz)	Meter Reading (dBm)	Det	AF T344 (dB/m)	Amp/Cbl (dB)	Amp/Cbl (dB)	Corrected Reading (dBm)	Harmonics limit	Margin (dB)	Polarity
Low Channel, 1860MHz									
3.717	-68.12	Pk	33.3	-30.1	9.8	-55.12	-13	-42.12	H
3.720	-68.02	Pk	33.3	-30.1	9.8	-55.02	-13	-42.02	V
5.575	-68.35	Pk	35.5	-28.6	8.2	-53.25	-13	-40.25	H
5.578	-69.15	Pk	35.5	-28.5	8.3	-53.85	-13	-40.85	V
7.434	-69.63	Pk	36.1	-26.6	6.9	-53.23	-13	-40.23	H
7.437	-70.33	Pk	36.1	-26.6	7	-53.83	-13	-40.83	V
Mid Channel, 1882.5MHz									
3.763	-67.12	Pk	33.3	-30.1	9.7	-54.22	-13	-41.22	V
3.765	-67.52	Pk	33.3	-30	9.3	-54.92	-13	-41.92	H
5.643	-68.42	Pk	35.5	-28.5	7.8	-53.62	-13	-40.62	V
5.651	-69.14	Pk	35.5	-28.5	8.3	-53.84	-13	-40.84	H
7.522	-70.42	Pk	36.2	-26.3	7.5	-53.02	-13	-40.02	H
7.534	-70.3	Pk	36.2	-26.4	7.3	-53.2	-13	-40.2	V
High Channel, 1905MHz									
3.801	-66.96	Pk	33.4	-30.2	9.9	-53.86	-13	-40.86	H
3.810	-67.06	Pk	33.4	-30.1	9.3	-54.46	-13	-41.46	V
5.704	-68.92	Pk	35.5	-28	7.5	-53.92	-13	-40.92	V
5.709	-68.45	Pk	35.5	-28.2	7.8	-53.35	-13	-40.35	H
7.618	-70.45	Pk	36.4	-26.4	7.5	-52.95	-13	-39.95	V
7.623	-70.48	Pk	36.4	-26.4	7.4	-53.08	-13	-40.08	H

Pk - Peak detector

UL VERIFICATION SERVICES INC.
47173 Benicia Street, Fremont, CA 94538; USA TEL:(510) 319-4000 FAX:(510) 661-0888
This report shall not be reproduced except in full, without the written approval of UL Verification Services Inc.

9.2.8. LTE BAND 26 (PART 90S)

Company:	
Project #:	12696945
Date:	03/07/2019
Test Engineer:	50822
Configuration:	EUT Only
Mode:	LTE 26 QPSK 10MHz
Chamber #:	Chamber B

Frequency (GHz)	Meter Reading (dBm)	Det	AF T344 (dB/m)	Amp/Cbl (dB)	Amp/Cbl (dB)	Corrected Reading (dBm)	Harmonics limit	Margin (dB)	Polarity
Mid Channel, 819MHz									
1.636	-65.42	Pk	28.3	-32.9	10.5	-59.52	-13	-46.52	H
1.637	-65.92	Pk	28.4	-32.9	10.6	-59.82	-13	-46.82	V
2.452	-66.29	Pk	32.5	-31.6	9.1	-56.29	-13	-43.29	V
2.457	-66.34	Pk	32.6	-31.6	8.6	-56.74	-13	-43.74	H
3.326	-67.48	Pk	32.9	-30.4	9.2	-55.78	-13	-42.78	V
3.331	-67.44	Pk	32.9	-30.5	8.8	-56.24	-13	-43.24	H

Pk - Peak detector

UL VERIFICATION SERVICES INC.
47173 Benicia Street, Fremont, CA 94538; USA TEL:(510) 319-4000 FAX:(510) 661-0888
This report shall not be reproduced except in full, without the written approval of UL Verification Services Inc.

Company:	
Project #:	12696945
Date:	03/07/2019
Test Engineer:	50822
Configuration:	EUT Only
Mode:	LTE 26 16QAM 10MHz
Chamber #:	Chamber B

Frequency (GHz)	Meter Reading (dBm)	Det	AF T344 (dB/m)	Amp/Cbl (dB)	Amp/Cbl (dB)	Corrected Reading (dBm)	Harmonics limit	Margin (dB)	Polarity
Mid Channel, 819MHz									
1.639	-65.42	Pk	28.4	-32.9	10.6	-59.32	-13	-46.32	H
1.644	-65.65	Pk	28.5	-32.9	10.7	-59.35	-13	-46.35	V
2.456	-64.78	Pk	32.6	-31.6	8.6	-55.18	-13	-42.18	H
2.459	-66.38	Pk	32.6	-31.6	9	-56.38	-13	-43.38	V
3.325	-67.6	Pk	32.9	-30.4	9.1	-56	-13	-43	H
3.332	-67.38	Pk	32.9	-30.4	9	-55.88	-13	-42.88	V

Pk - Peak detector

UL VERIFICATION SERVICES INC.
47173 Benicia Street, Fremont, CA 94538; USA TEL:(510) 319-4000 FAX:(510) 661-0888
This report shall not be reproduced except in full, without the written approval of UL Verification Services Inc.

9.2.9. LTE BAND 30

Company:	
Project #:	12696945
Date:	03/07/2019
Test Engineer:	10641
Configuration:	EUT Only
Mode:	LTE 30 QPSK 10MHz
Chamber #:	Chamber B

Frequency (GHz)	Meter Reading (dBm)	Det	AF T344 (dB/m)	Amp/Cbl (dB)	Amp/Cbl (dB)	Corrected Reading (dBm)	Harmonics limit	Margin (dB)	Polarity
Mid Channel, 2310MHz									
4.616	-70.09	Pk	34.1	-29.6	9.6	-55.99	-40	-15.99	H
4.618	-70.22	Pk	34.1	-29.6	9.6	-56.12	-40	-16.12	V
6.925	-71.08	Pk	35.8	-27.3	6.9	-55.68	-40	-15.68	V
6.933	-70.2	Pk	35.8	-27.4	6.6	-55.2	-40	-15.2	H
8.511	-70.69	Pk	36.1	-24.9	8.5	-50.99	-40	-10.99	V
8.515	-71.35	Pk	36.1	-25	8.5	-51.75	-40	-11.75	H

Pk - Peak detector

UL VERIFICATION SERVICES INC.
47173 Benicia Street, Fremont, CA 94538; USA TEL:(510) 319-4000 FAX:(510) 661-0888
This report shall not be reproduced except in full, without the written approval of UL Verification Services Inc.

Company:	
Project #:	12696945
Date:	03/07/2019
Test Engineer:	10641
Configuration:	EUT Only
Mode:	LTE 30 16QAM 10MHz
Chamber #:	Chamber B

Frequency (GHz)	Meter Reading (dBm)	Det	AF T344 (dB/m)	Amp/Cbl (dB)	Amp/Cbl (dB)	Corrected Reading (dBm)	Harmonics limit	Margin (dB)	Polarity
Low Channel, 2310MHz									
4.618	-69.37	Pk	34.1	-29.6	9.6	-55.27	-40	-15.27	V
4.621	-70.43	Pk	34.1	-29.6	9.5	-56.43	-40	-16.43	H
6.920	-69.15	Pk	35.8	-27.4	6.7	-54.05	-40	-14.05	H
6.927	-69.03	Pk	35.8	-27.3	6.9	-53.63	-40	-13.63	V
8.489	-71.61	Pk	36.1	-24.9	8.4	-52.01	-40	-12.01	V
8.491	-71.76	Pk	36.1	-24.9	8.5	-52.06	-40	-12.06	H

Pk - Peak detector

UL VERIFICATION SERVICES INC.
47173 Benicia Street, Fremont, CA 94538; USA TEL:(510) 319-4000 FAX:(510) 661-0888
This report shall not be reproduced except in full, without the written approval of UL Verification Services Inc.

9.2.10. LTE BAND 41

Company:	
Project #:	12696945
Date:	3/7/2019
Test Engineer:	50822
Configuration:	EUT Only
Mode:	LTE 41 QPSK 20MHz
Chamber #:	Chamber B

Frequency (GHz)	Meter Reading (dBm)	Det	AF T344 (dB/m)	Amp/Cbl (dB)	Amp/Cbl (dB)	Corrected Reading (dBm)	Harmonics limit	Margin (dB)	Polarity
Low Channel, 2506MHz									
5.007	-68.67	Pk	34.6	-28.5	9.3	-53.27	-25	-28.27	H
7.518	-70.92	Pk	36.2	-26.3	7.5	-53.52	-25	-28.52	H
5.006	-68.34	Pk	34.6	-28.5	9.3	-52.94	-25	-27.94	V
7.517	-70.16	Pk	36.2	-26.2	7.5	-52.66	-25	-27.66	V
10.197	-71.86	Pk	37.8	-22.5	7	-49.56	-25	-24.56	V
10.202	-72.52	Pk	37.8	-22.5	6.9	-50.32	-25	-25.32	H
Mid Channel, 2593MHz									
5.192	-68.52	Pk	34.7	-28.8	8.7	-53.92	-25	-28.92	V
5.194	-69.32	Pk	34.7	-28.9	9.1	-54.42	-25	-29.42	H
7.775	-69.93	Pk	36.4	-26	7.9	-51.63	-25	-26.63	H
7.776	-70.83	Pk	36.4	-26	8	-52.43	-25	-27.43	V
10.372	-72.6	Pk	37.8	-22.4	7.8	-49.4	-25	-24.4	H
10.373	-72.52	Pk	37.8	-22.4	7.9	-49.22	-25	-24.22	V
high Channel, 2680MHz									
5.363	-69.75	Pk	35.1	-29.1	8.7	-55.05	-25	-30.05	H
5.363	-70.19	Pk	35.1	-29.1	8.7	-55.49	-25	-30.49	V
8.061	-71.47	Pk	36.4	-25.1	7.5	-52.67	-25	-27.67	V
8.066	-70.5	Pk	36.4	-25	7.5	-51.6	-25	-26.6	H
10.722	-73.7	Pk	37.8	-22.1	7.8	-50.2	-25	-25.2	H
10.723	-73.16	Pk	37.8	-22.1	7.8	-49.66	-25	-24.66	V

Pk - Peak detector

UL VERIFICATION SERVICES INC.
47173 Benicia Street, Fremont, CA 94538; USA TEL:(510) 319-4000 FAX:(510) 661-0888
This report shall not be reproduced except in full, without the written approval of UL Verification Services Inc.

Company:	
Project #:	12696945
Date:	3/7/2019
Test Engineer:	50822
Configuration:	EUT Only
Mode:	LTE 41 16QAM 20MHz
Chamber #:	Chamber B

Frequency (GHz)	Meter Reading (dBm)	Det	AF T344 (dB/m)	Amp/Cbl (dB)	Amp/Cbl (dB)	Corrected Reading (dBm)	Harmonics limit	Margin (dB)	Polarity
Low Channel, 2506MHz									
5.007	-68.78	Pk	34.6	-28.5	9.4	-53.28	-25	-28.28	H
7.521	-70.79	Pk	36.2	-26.3	7.5	-53.39	-25	-28.39	H
5.000	-68.43	Pk	34.6	-28.5	9.5	-52.83	-25	-27.83	V
7.508	-71	Pk	36.1	-26.4	7.9	-53.4	-25	-28.4	V
10.014	-72.51	Pk	37.5	-22.7	8.1	-49.61	-25	-24.61	V
10.021	-72.54	Pk	37.5	-22.8	8.2	-49.64	-25	-24.64	H
Mid Channel, 2593MHz									
5.192	-68.52	Pk	34.7	-28.8	8.7	-53.92	-25	-28.92	V
5.194	-69.32	Pk	34.7	-28.9	9.1	-54.42	-25	-29.42	H
7.775	-69.93	Pk	36.4	-26	7.9	-51.63	-25	-26.63	H
7.776	-70.83	Pk	36.4	-26	8	-52.43	-25	-27.43	V
10.372	-72.6	Pk	37.8	-22.4	7.8	-49.4	-25	-24.4	H
10.373	-72.52	Pk	37.8	-22.4	7.9	-49.22	-25	-24.22	V
High Channel, 2680MHz									
5.358	-69.2	Pk	35	-29.1	8.7	-54.6	-25	-29.6	V
5.360	-68.7	Pk	35.1	-29.1	8.9	-53.8	-25	-28.8	H
8.033	-71.11	Pk	36.4	-25.5	8	-52.21	-25	-27.21	H
8.04	-71.48	Pk	36.4	-25.3	8.1	-52.28	-25	-27.28	V
10.722	-72.96	Pk	37.8	-22.1	7.8	-49.46	-25	-24.46	H
10.723	-73.12	Pk	37.8	-22.1	7.8	-49.62	-25	-24.62	V

Pk - Peak detector

UL VERIFICATION SERVICES INC.
47173 Benicia Street, Fremont, CA 94538; USA TEL:(510) 319-4000 FAX:(510) 661-0888
This report shall not be reproduced except in full, without the written approval of UL Verification Services Inc.

9.2.11. LTE BAND 66

Company:	
Project #:	12696945
Date:	3/8/2019
Test Engineer:	50822
Configuration:	EUT Only
Mode:	LTE 66 QPSK 20MHz
Chamber #:	Chamber B

Frequency (GHz)	Meter Reading (dBm)	Det	AF T344 (dB/m)	Amp/Cbl (dB)	Amp/Cbl (dB)	Corrected Reading (dBm)	Harmonics limit	Margin (dB)	Polarity
Low Channel, 1710MHz									
3.436	-67.19	Pk	32.8	-29.8	8.8	-55.39	-13	-42.39	H
3.439	-67.47	Pk	32.9	-29.9	8.9	-55.57	-13	-42.57	V
5.157	-68.34	Pk	34.6	-28.6	9.3	-53.04	-13	-40.04	V
5.159	-68.26	Pk	34.6	-28.7	9.2	-53.16	-13	-40.16	H
6.871	-68.88	Pk	35.8	-27.5	6.6	-53.98	-13	-40.98	V
6.872	-69.2	Pk	35.8	-27.5	6.6	-54.3	-13	-41.3	H
Mid Channel, 1745MHz									
3.479	-68.23	Pk	32.9	-30	9.5	-55.83	-13	-42.83	V
3.486	-68.06	Pk	32.9	-30	9.5	-55.66	-13	-42.66	H
5.231	-68.46	Pk	34.8	-29	8.9	-53.76	-13	-40.76	H
5.232	-68.31	Pk	34.8	-29.1	8.6	-54.01	-13	-41.01	V
6.966	-69.69	Pk	35.9	-27	6.9	-53.89	-13	-40.89	V
6.971	-69.53	Pk	35.9	-26.9	6.9	-53.63	-13	-40.63	H
High Channel, 1770MHz									
3.542	-68.2	Pk	33.1	-30.2	9.4	-55.9	-13	-42.9	H
3.536	-68.16	Pk	33	-30.2	9.6	-55.76	-13	-42.76	V
5.309	-68.54	Pk	34.9	-29	8.4	-54.24	-13	-41.24	H
5.310	-68.2	Pk	34.9	-29	8.3	-54	-13	-41	V
7.078	-69.88	Pk	36	-26.5	7.2	-53.18	-13	-40.18	V
7.085	-70.61	Pk	36	-26.6	7.5	-53.71	-13	-40.71	H

Pk - Peak detector

UL VERIFICATION SERVICES INC.
47173 Benicia Street, Fremont, CA 94538; USA TEL:(510) 319-4000 FAX:(510) 661-0888
This report shall not be reproduced except in full, without the written approval of UL Verification Services Inc.

Company:	
Project #:	12696945
Date:	3/7/2019
Test Engineer:	50822
Configuration:	EUT Only
Mode:	LTE 66 16QAM 20MHz
Chamber #:	Chamber B

Frequency (GHz)	Meter Reading (dBm)	Det	AF T344 (dB/m)	Amp/Cbl (dB)	Amp/Cbl (dB)	Corrected Reading (dBm)	Harmonics limit	Margin (dB)	Polarity
Low Channel, 1710MHz									
3.437	-67.91	Pk	32.8	-29.8	8.8	-56.11	-13	-43.11	H
3.439	-66.65	Pk	32.9	-29.9	8.9	-54.75	-13	-41.75	V
5.152	-68.57	Pk	34.6	-28.7	9.1	-53.57	-13	-40.57	V
5.163	-68.52	Pk	34.6	-28.7	9.3	-53.32	-13	-40.32	H
6.869	-69.67	Pk	35.8	-27.4	6.6	-54.67	-13	-41.67	V
6.871	-69.71	Pk	35.8	-27.5	6.5	-54.91	-13	-41.91	H
Mid Channel, 1745MHz									
3.489	-68.46	Pk	32.9	-30	9.5	-56.06	-13	-43.06	V
3.492	-68.1	Pk	32.9	-29.9	9.5	-55.6	-13	-42.6	H
5.237	-68	Pk	34.8	-29.1	9.1	-53.2	-13	-40.2	H
5.243	-68.72	Pk	34.8	-29.2	8.4	-54.72	-13	-41.72	V
6.975	-69.63	Pk	35.9	-26.9	7	-53.63	-13	-40.63	H
6.981	-70.91	Pk	35.9	-26.8	6.9	-54.91	-13	-41.91	V
High Channel, 1770MHz									
3.532	-67.87	Pk	33	-30.2	9.7	-55.37	-13	-42.37	H
3.537	-68.36	Pk	33	-30.2	9.4	-56.16	-13	-43.16	V
5.307	-69.12	Pk	34.9	-28.9	8.5	-54.62	-13	-41.62	H
5.310	-68.28	Pk	34.9	-29	8.3	-54.08	-13	-41.08	V
7.076	-70.47	Pk	36	-26.5	7.1	-53.87	-13	-40.87	H
7.080	-70.61	Pk	36	-26.5	7.4	-53.71	-13	-40.71	V

Pk - Peak detector

UL VERIFICATION SERVICES INC.
47173 Benicia Street, Fremont, CA 94538; USA TEL:(510) 319-4000 FAX:(510) 661-0888
This report shall not be reproduced except in full, without the written approval of UL Verification Services Inc.

9.3. FIELD STRENGTH OF SPURIOUS RADIATION, ANT 3

9.3.1. LTE BAND 48

Company:	
Project #:	12696945
Date:	5/15/2019
Test Engineer:	12501
Configuration:	EUT Only
Mode:	LTE 48 QPSK 20MHz
Chamber #:	Chamber B

Frequency (GHz)	Meter Reading (dBm)	Det	AF T344 (dB/m)	Amp/Cbl (dB)	Amp/Cbl (dB)	Corrected Reading (dBm)	Harmonics limit	Margin (dB)	Polarity
Low Channel, 3560MHz									
10.659	-76.06	Pk	38	-21	10.4	-46.66	-40	-6.66	H
10.681	-74.07	Pk	38	-21.1	10.9	-44.27	-40	-4.27	V
7.124	-73.9	Pk	35.6	-25.2	10.7	-50.8	-40	-10.8	H
7.124	-73.91	Pk	35.6	-25.2	10.9	-50.61	-40	-10.61	V
14.18	-75.57	Pk	38.9	-20.9	10.9	-44.67	-40	-4.67	V
14.229	-74.72	Pk	39.1	-20.7	11.1	-43.22	-40	-3.22	H
Mid Channel, 3625MHz									
7.258	-73.63	Pk	35.5	-25	10.6	-51.03	-40	-11.03	H
10.881	-75.2	Pk	37.9	-20.8	10.4	-46.2	-40	-6.2	H
14.494	-73.99	Pk	39.7	-20.9	10.7	-42.99	-40	-2.99	H
10.864	-75.91	Pk	38	-20.7	11.3	-45.81	-40	-5.81	V
7.241	-73.7	Pk	35.5	-25	11.1	-50.6	-40	-10.6	V
14.524	-74.37	Pk	39.8	-21.2	10.9	-43.37	-40	-3.37	V
High Channel, 3690MHz									
7.37	-73.68	Pk	35.6	-24.7	11	-50.26	-40	-10.26	H
11.047	-75.82	Pk	37.9	-21	10.6	-46.8	-40	-6.8	H
7.328	-74.14	Pk	35.6	-24.9	11.2	-50.72	-40	-10.72	V
11.052	-75.98	Pk	37.9	-20.9	10.9	-46.56	-40	-6.56	V
14.668	-75.96	Pk	40	-20.7	10.5	-44.64	-40	-4.64	V
14.749	-75.2	Pk	39.9	-20.3	10.1	-43.98	-40	-3.98	H

Pk - Peak detector

UL VERIFICATION SERVICES INC.
47173 Benicia Street, Fremont, CA 94538; USA TEL:(510) 319-4000 FAX:(510) 661-0888
This report shall not be reproduced except in full, without the written approval of UL Verification Services Inc.

Company:	
Project #:	12696945
Date:	5/15/2019
Test Engineer:	12501
Configuration:	EUT Only
Mode:	LTE 48 16QAM 20MHz
Chamber #:	Chamber B

Frequency (GHz)	Meter Reading (dBm)	Det	AF T344 (dB/m)	Amp/Cbl (dB)	Amp/Cbl (dB)	Corrected Reading (dBm)	Harmonics limit	Margin (dB)	Polarity
Low Channel, 3560MHz									
10.658	-76.27	Pk	38	-21.1	10.4	-48.97	-40	-8.97	H
10.625	-75.17	Pk	37.9	-21.2	10.4	-48.07	-40	-8.07	V
7.076	-73.54	Pk	35.4	-24.7	11	-51.84	-40	-11.84	V
7.108	-72.83	Pk	35.4	-25.3	10	-52.73	-40	-12.73	H
14.229	-75.67	Pk	39.1	-20.7	10.9	-46.37	-40	-6.37	V
14.274	-73.76	Pk	39.3	-20.7	11.2	-43.96	-40	-3.96	H
Mid Channel, 3625MHz									
5.051	-68.83	Pk	34.2	-28.5	11.1	-52.03	-40	-12.03	H
11.339	-74.21	Pk	38	-20.3	10.8	-45.71	-40	-5.71	H
1.848	-69.09	Pk	31	-32.3	12.9	-57.49	-40	-17.49	H
2.634	-69.78	Pk	32.8	-31	13	-54.98	-40	-14.98	V
6.259	-70.59	Pk	35.4	-26.5	11.3	-50.39	-40	-10.39	V
10.425	-73.23	Pk	37.7	-21.5	10.3	-46.73	-40	-6.73	V
High Channel, 3690MHz									
7.381	-72.78	Pk	35.6	-24.5	10.9	-50.78	-40	-10.78	H
11.066	-74.92	Pk	37.9	-20.9	10.5	-47.42	-40	-7.42	H
7.356	-73.88	Pk	35.6	-24.6	11.1	-51.78	-40	-11.78	V
11.033	-75.36	Pk	37.9	-20.9	10.8	-47.56	-40	-7.56	V
14.723	-75.65	Pk	40	-20.4	10.5	-45.55	-40	-5.55	V
14.744	-75.7	Pk	39.9	-20.2	10.1	-45.9	-40	-5.9	H

Pk - Peak detector

UL VERIFICATION SERVICES INC.
47173 Benicia Street, Fremont, CA 94538; USA TEL:(510) 319-4000 FAX:(510) 661-0888
This report shall not be reproduced except in full, without the written approval of UL Verification Services Inc.

9.4. FIELD STRENGTH OF SPURIOUS RADIATION, ANT 4

9.4.1. LTE BAND 48

Company:	
Project #:	12696945
Date:	5/15/2019
Test Engineer:	12501
Configuration:	EUT Only
Mode:	LTE 48 QPSK 20MHz
Chamber #:	Chamber B

Frequency (GHz)	Meter Reading (dBm)	Det	AF T344 (dB/m)	Amp/Cbl (dB)	Amp/Cbl (dB)	Corrected Reading (dBm)	Harmonics limit	Margin (dB)	Polarity
Low Channel, 3560MHz									
10.676	-76	Pk	37.9	-21.1	10.7	-48.5	-40	-8.5	H
10.719	-75.63	Pk	37.9	-21.3	10.6	-48.43	-40	-8.43	V
7.104	-72.93	Pk	35.5	-25.3	10.1	-52.63	-40	-12.63	H
7.13	-73.71	Pk	35.5	-25.1	11	-52.31	-40	-12.31	V
14.222	-74.19	Pk	39	-20.8	11.3	-44.69	-40	-4.69	H
14.229	-74.69	Pk	39.1	-20.7	10.9	-45.39	-40	-5.39	V
Mid Channel, 3625MHz									
7.312	-75.09	Pk	35.5	-24.9	10.8	-53.69	-40	-13.69	H
10.882	-75.46	Pk	37.9	-20.8	10.4	-47.96	-40	-7.96	H
7.28	-73.54	Pk	35.5	-25.1	10.8	-52.34	-40	-12.34	V
10.908	-75.72	Pk	37.9	-20.6	10.7	-47.72	-40	-7.72	V
13.762	-72.83	Pk	38.6	-21	11.1	-44.13	-40	-4.13	V
13.778	-75.98	Pk	38.6	-21.1	11.4	-47.08	-40	-7.08	H
High Channel, 3690MHz									
7.371	-74.06	Pk	35.6	-24.7	11.1	-52.06	-40	-12.06	H
11.068	-75.86	Pk	37.9	-20.9	10.5	-48.36	-40	-8.36	H
7.344	-73.02	Pk	35.6	-24.8	11.1	-51.12	-40	-11.12	V
11.094	-75.53	Pk	37.9	-20.8	10.7	-47.73	-40	-7.73	V
14.751	-75.17	Pk	39.9	-20.5	10.1	-45.67	-40	-5.67	H
14.769	-75.63	Pk	40	-20.3	10.4	-45.53	-40	-5.53	V

Pk - Peak detector

UL VERIFICATION SERVICES INC.
47173 Benicia Street, Fremont, CA 94538; USA TEL:(510) 319-4000 FAX:(510) 661-0888
This report shall not be reproduced except in full, without the written approval of UL Verification Services Inc.

Company:	
Project #:	12696945
Date:	5/15/2019
Test Engineer:	12501
Configuration:	EUT Only
Mode:	LTE 48 16QAM 20MHz
Chamber #:	Chamber B

Frequency (GHz)	Meter Reading (dBm)	Det	AF T344 (dB/m)	Amp/Cbl (dB)	Amp/Cbl (dB)	Corrected Reading (dBm)	Harmonics limit	Margin (dB)	Polarity
Low Channel, 3560MHz									
10.659	-75.45	Pk	38	-21	10.4	-48.05	-40	-8.05	H
10.621	-76.55	Pk	37.9	-21	10.5	-49.15	-40	-9.15	V
7.11	-72.51	Pk	35.4	-25.3	10.3	-52.11	-40	-12.11	V
7.123	-73.14	Pk	35.6	-25.2	10.6	-52.14	-40	-12.14	H
14.246	-74.65	Pk	39.1	-20.5	11	-45.05	-40	-5.05	H
14.275	-74.59	Pk	39.3	-20.7	11	-44.99	-40	-4.99	V
Mid Channel, 3625MHz									
7.251	-73.85	Pk	35.5	-24.9	10.7	-52.55	-40	-12.55	H
11.501	-76.06	Pk	38.1	-20.8	10.8	-47.96	-40	-7.96	H
11.485	-73.77	Pk	38.2	-20.9	10.9	-45.57	-40	-5.57	V
7.242	-71.67	Pk	35.5	-25	11.1	-50.07	-40	-10.07	V
14.333	-74.45	Pk	39.3	-20.2	10.9	-44.45	-40	-4.45	V
14.409	-73.07	Pk	39.5	-20.6	11	-43.17	-40	-3.17	H
High Channel, 3690MHz									
7.378	-74.71	Pk	35.6	-24.4	10.9	-52.61	-40	-12.61	H
11.069	-76.04	Pk	37.9	-20.9	10.5	-48.54	-40	-8.54	H
7.36	-73.47	Pk	35.6	-24.6	11.3	-51.17	-40	-11.17	V
11.09	-75.93	Pk	37.9	-20.8	10.6	-48.23	-40	-8.23	V
14.744	-75.14	Pk	39.9	-20.2	10.1	-45.34	-40	-5.34	H
14.824	-74.65	Pk	39.9	-20.2	10	-44.95	-40	-4.95	V

Pk - Peak detector

END OF REPORT

UL VERIFICATION SERVICES INC.
47173 Benicia Street, Fremont, CA 94538; USA TEL:(510) 319-4000 FAX:(510) 661-0888
This report shall not be reproduced except in full, without the written approval of UL Verification Services Inc.

10. SETUP PHOTOS

Please see setup photo report 12696945-EP1V1

UL VERIFICATION SERVICES INC.
47173 Benicia Street, Fremont, CA 94538; USA TEL:(510) 319-4000 FAX:(510) 661-0888
This report shall not be reproduced except in full, without the written approval of UL Verification Services Inc.