GSM 850

Communication System: UID 0, @GPRS-FDD (TDMA, GMSK, 1 slot) (0); Frequency: 836.6 MHz;Duty Cycle: 1:8.00018

T-Coil scan (scan for ANSI C63.19 2011 compliance)/GSM 850 Voice Ch. 190_ANT 1/z (axial) wideband at best S/N/ABM Freq Resp(x,y,z,f) (1x1x1): Measurement grid: dx=10mm, dy=10mm

Signal Type: Audio File (.wav) 48k_voice_300-3000_2s.wav
Output Gain: 47.15
Measure Window Start: 500ms
Measure Window Length: 2000ms
BWC applied: 10.80 dB
Device Reference Point: 0, 0, -6.3 mm

Category	Telephone parameters WD signal quality [(signal+noise)-to-noise ratio in decibels]
Category T1	0 dB to 10 dB
Category T2	10 dB to 20 dB
Category T3	20 dB to 30 dB
Category T4	> 30 dB

Cursor:
Diff = 1.51 dB
BWC Factor = 10.80 dB
Location: 9.3, -11.7, 3.7 mm

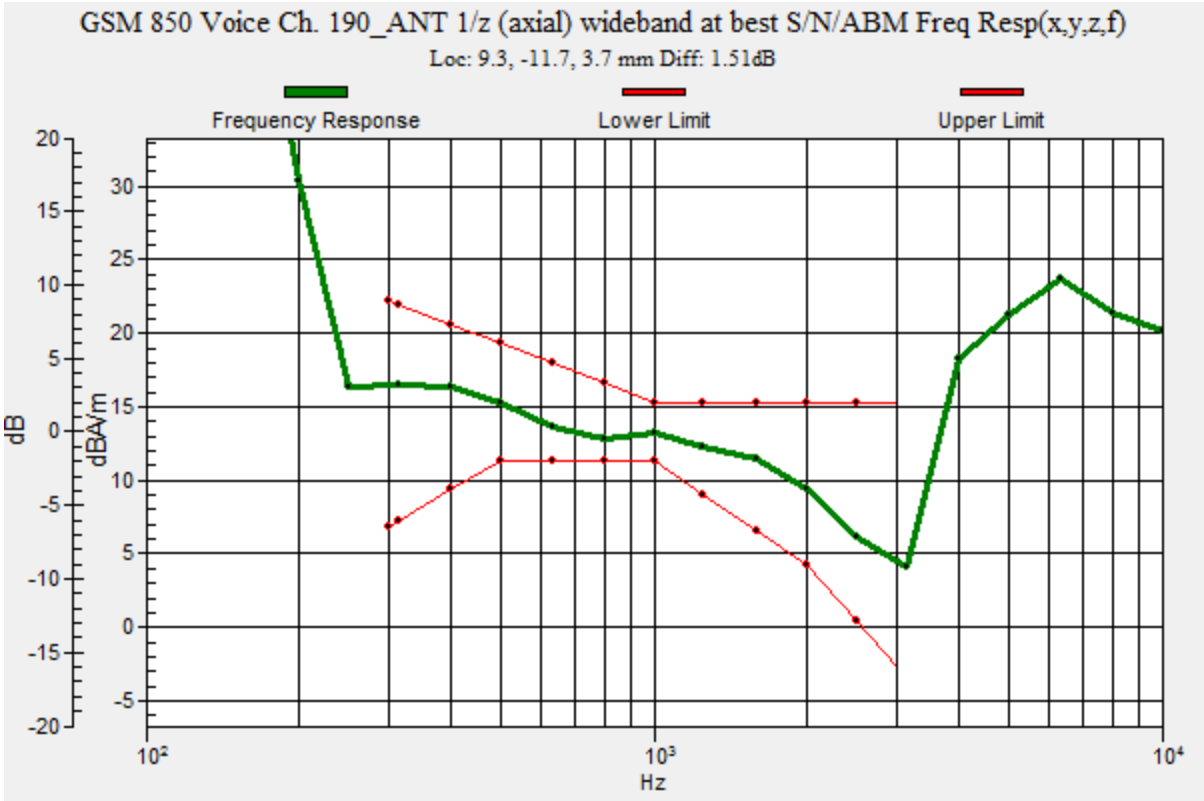

GSM 850

Communication System: UID 0, @GPRS-FDD (TDMA, GMSK, 1 slot) (0); Frequency: 836.6 MHz; Duty Cycle: 1:8.00018
Phantom section: TCoil Section
DASY5 Configuration:
- Probe: AM1DV3 - 3083; ; Calibrated: 1/15/2019
- Sensor-Surface: 0mm (Fix Surface)
- Electronics: DAE4 Sn1540; Calibrated: 2/18/2019
- Phantom: HAC Test Arch with AMCC; Type: SD HAC P01 BB
- Measurement SW: DASY52, Version 52.8 (7);SEMCAD X Version 14.6.10 (7164)

T-Coil scan (scan for ANSI C63.19 2011 compliance)/GSM 850 Voice Ch. 190_ANT 1/z (axial) 4.2mm 50 x 50/ABM Interpolated SNR(x,y,z) (121x121x1): Interpolated grid: dx=1.000 mm, dy=1.000 mm

Signal Type: Audio File (.wav) 48k_voice_1kHz_1s.wav
Output Gain: 24.04
Measure Window Start: 500ms
Measure Window Length: 1000ms
BWC applied: 0.16 dB
Device Reference Point: 0, 0, -6.3 mm

Cursor:
ABM1/ABM2 = 34.79 dB
ABM1 comp = 11.35 dBA/m
BWC Factor = 0.16 dB
Location: 9.2, -11.7, 3.7 mm
ABM2 = -9.61 dBA/m
Location: 25, 0, 3.7 mm



0 dB = 1.000 = 0.00 dB

GSM 850

Communication System: UID 0, @GPRS-FDD (TDMA, GMSK, 1 slot) (0); Frequency: 836.6 MHz; Duty Cycle: 1:8.00018
Phantom section: TCoil Section
DASY5 Configuration:
- Probe: AM1DV3 - 3083; ; Calibrated: 1/15/2019
- Sensor-Surface: 0mm (Fix Surface)
- Electronics: DAE4 Sn1540; Calibrated: 2/18/2019
- Phantom: HAC Test Arch with AMCC; Type: SD HAC P01 BB
- Measurement SW: DASY52, Version 52.8 (7);SEMCAD X Version 14.6.10 (7164)

T-Coil scan (scan for ANSI C63.19 2011 compliance)/GSM 850 Voice Ch. 190_ANT 1/y (transversal) 4.2mm 50 x 50/ABM Interpolated SNR(x,y,z) (121x121x1): Interpolated grid: dx=1.000 mm, dy=1.000 mm

Signal Type: Audio File (.wav) 48k_voice_1kHz_1s.wav
Output Gain: 24.04
Measure Window Start: 500ms
Measure Window Length: 1000ms
BWC applied: 0.16 dB
Device Reference Point: 0, 0, -6.3 mm

Cursor:
ABM1/ABM2 = 34.88 dB
ABM1 comp = -4.59 dBA/m
BWC Factor = 0.16 dB
Location: 9.2, -7.9, 3.7 mm
ABM2 = -11.88 dBA/m
Location: 25, 12.5, 3.7 mm.



0 dB = 1.000 = 0.00 dB

GSM 1900

Communication System: UID 0, @GPRS-FDD (TDMA, GMSK, 1 slot) (0); Frequency: 1880 MHz;Duty Cycle: 1:8.00018

T-Coil scan (scan for ANSI C63.19 2011 compliance)/GSM 1900 Voice Ch. 661_ANT 4/z (axial) wideband at best S/N/ABM Freq Resp(x,y,z,f) (1x1x1): Measurement grid: dx=10mm, dy=10mm

Signal Type: Audio File (.wav) 48k_voice_300-3000_2s.wav
Output Gain: 47.15
Measure Window Start: 500ms
Measure Window Length: 2000ms
BWC applied: 10.80 dB
Device Reference Point: 0, 0, -6.3 mm

Category	Telephone parameters WD signal quality [(signal+noise)-to-noise ratio in decibels]
Category T1	0 dB to 10 dB
Category T2	10 dB to 20 dB
Category T3	20 dB to 30 dB
Category T4	> 30 dB

Cursor:
Diff = 1.53 dB
BWC Factor = 10.80 dB
Location: 11.8, -12, 3.7 mm

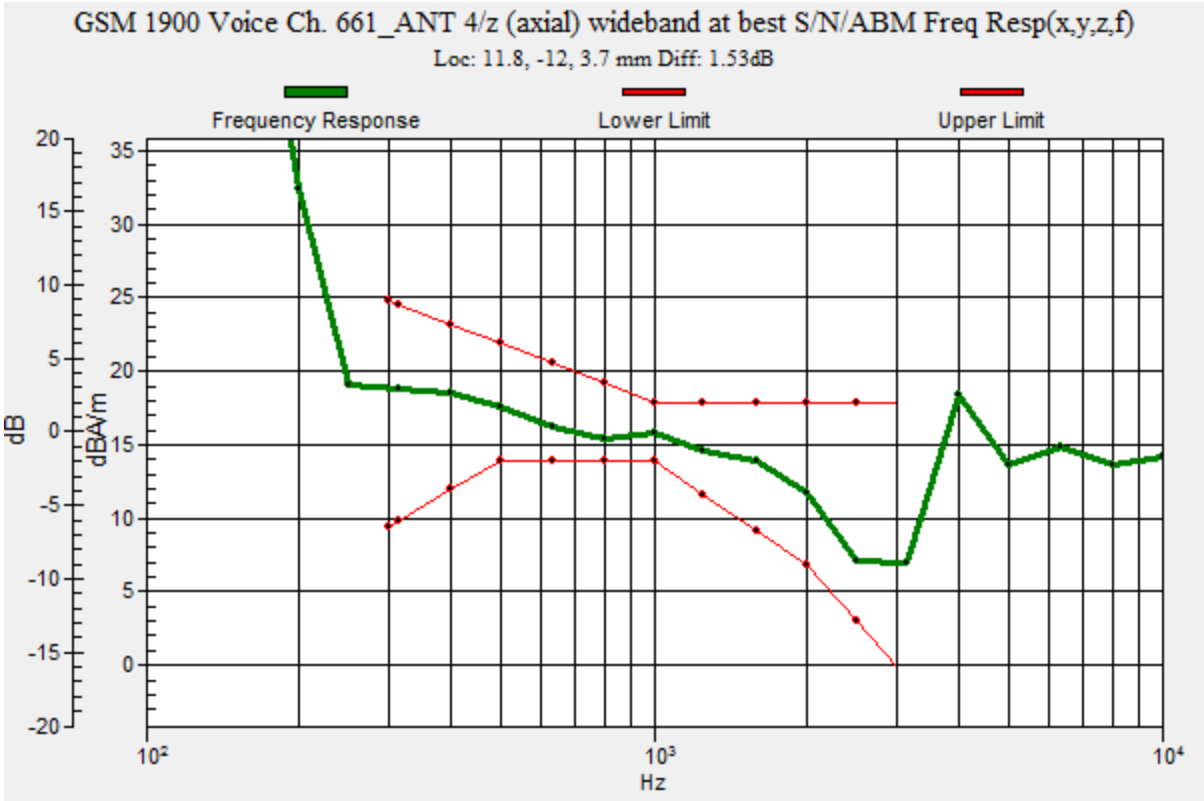

GSM 1900

Communication System: UID 0, @GPRS-FDD (TDMA, GMSK, 1 slot) (0); Frequency: 1880 MHz; Duty Cycle: 1:8.00018
Phantom section: TCoil Section
DASY5 Configuration:
- Probe: AM1DV3 - 3083; ; Calibrated: 1/15/2019
- Sensor-Surface: 0mm (Fix Surface)
- Electronics: DAE4 Sn1540; Calibrated: 2/18/2019
- Phantom: HAC Test Arch with AMCC; Type: SD HAC P01 BB
- Measurement SW: DASY52, Version 52.8 (7);SEMCAD X Version 14.6.10 (7164)

T-Coil scan (scan for ANSI C63.19 2011 compliance)/GSM 1900 Voice Ch. 661_ANT 4/z (axial) 4.2mm 50 x 50/ABM Interpolated SNR(x,y,z) (121x121x1): Interpolated grid: dx=1.000 mm, dy=1.000 mm

Signal Type: Audio File (.wav) 48k_voice_1kHz_1s.wav
Output Gain: 24.04
Measure Window Start: 500ms
Measure Window Length: 1000ms
BWC applied: 0.16 dB
Device Reference Point: 0, 0, -6.3 mm

Cursor:
ABM1/ABM2 = 45.62 dB
ABM1 comp = 12.99 dBA/m
BWC Factor = 0.16 dB
Location: 11.7, -12.1, 3.7 mm
ABM2 = -24.17 dBA/m
Location: 25, 0, 3.7 mm



0 dB = 1.000 = 0.00 dB

GSM 1900

Communication System: UID 0, @GPRS-FDD (TDMA, GMSK, 1 slot) (0); Frequency: 1880 MHz; Duty Cycle: 1:8.00018
Phantom section: TCoil Section
DASY5 Configuration:
- Probe: AM1DV3 - 3083; ; Calibrated: 1/15/2019
- Sensor-Surface: 0mm (Fix Surface)
- Electronics: DAE4 Sn1540; Calibrated: 2/18/2019
- Phantom: HAC Test Arch with AMCC; Type: SD HAC P01 BB
- Measurement SW: DASY52, Version 52.8 (7);SEMCAD X Version 14.6.10 (7164)

T-Coil scan (scan for ANSI C63.19 2011 compliance)/GSM 1900 Voice Ch. 661_ANT 4/y (transversal) 4.2mm 50 x 50/ABM Interpolated SNR(x,y,z) (121x121x1): Interpolated grid: dx=1.000 mm, dy=1.000 mm

Signal Type: Audio File (.wav) 48k_voice_1kHz_1s.wav
Output Gain: 24.04
Measure Window Start: 500ms
Measure Window Length: 1000ms
BWC applied: 0.16 dB
Device Reference Point: 0, 0, -6.3 mm

Cursor:
ABM1/ABM2 = 43.35 dB
ABM1 comp = 3.38 dBA/m
BWC Factor = 0.16 dB
Location: 12.5, -3.8, 3.7 mm
ABM2 = -25.96 dBA/m
Location: 25, 12.5, 3.7 mm



0 dB = 1.000 = 0.00 dB

WCDMA Band II

Communication System: UID 0, @UMTS-FDD (WCDMA) (0); Frequency: 1907.6 MHz;Duty Cycle: 1:1

T-Coil scan (scan for ANSI C63.19 2011 compliance)/WCDMA Band II Voice Ch. 9538 AMR-WB 6.6kbps_ANT 3/z (axial) wideband at best S/N/ABM Freq Resp(x,y,z,f) (1x1x1):

Measurement grid: dx=10mm, dy=10mm
Signal Type: Audio File (.wav) 48k_voice_300-3000_2s.wav
Output Gain: 47.15
Measure Window Start: 500ms
Measure Window Length: 2000ms
BWC applied: 10.80 dB
Device Reference Point: 0, 0, -6.3 mm

Category	Telephone parameters WD signal quality [(signal+noise)-to-noise ratio in decibels]
Category T1	0 dB to 10 dB
Category T2	10 dB to 20 dB
Category T3	20 dB to 30 dB
Category T4	> 30 dB

Cursor:
Diff = 1.05 dB
BWC Factor = 10.80 dB
Location: 4.3, -0.5, 3.7 mm

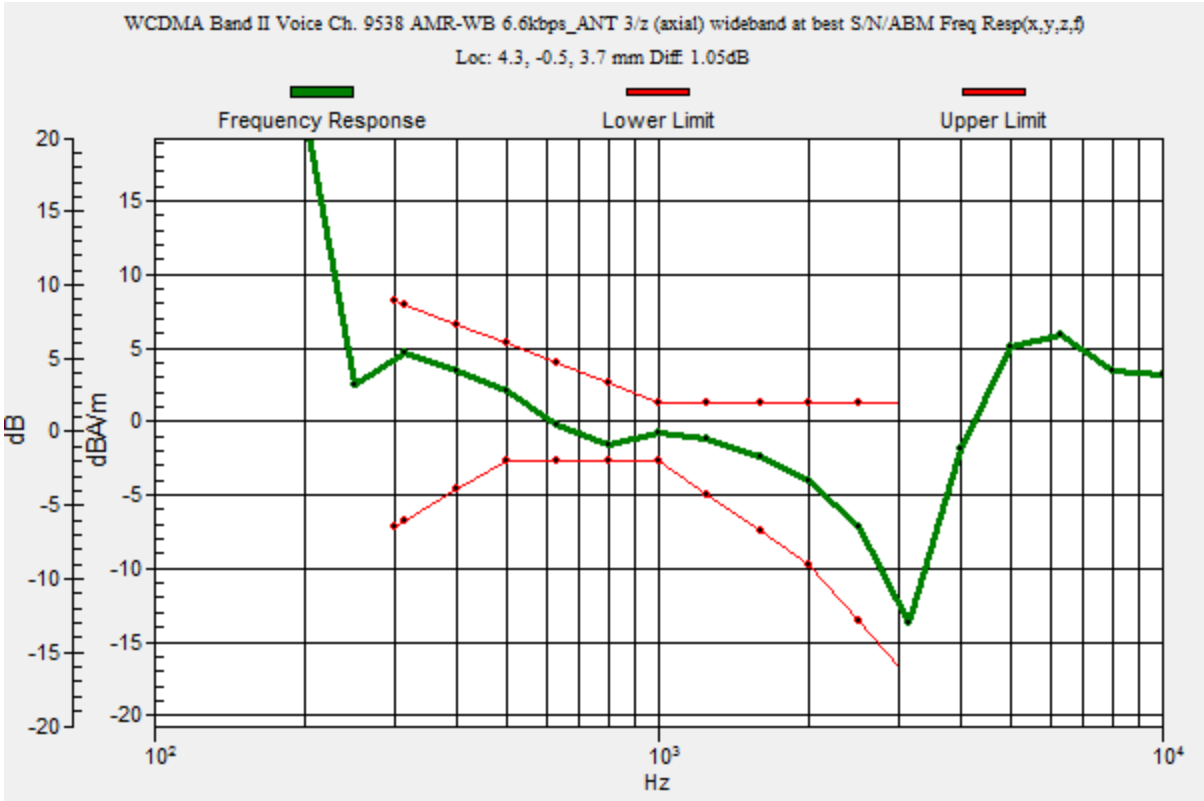

WCDMA Band II

Communication System: UID 0, @UMTS-FDD (WCDMA) (0); Frequency: 1907.6 MHz; Duty Cycle: 1:1
Phantom section: TCoil Section
DASY5 Configuration:
- Probe: AM1DV3 - 3083; ; Calibrated: 1/15/2019
- Sensor-Surface: 0mm (Fix Surface)
- Electronics: DAE4 Sn1540; Calibrated: 2/18/2019
- Phantom: HAC Test Arch with AMCC; Type: SD HAC P01 BB
- Measurement SW: DASY52, Version 52.8 (7);SEMCAD X Version 14.6.10 (7164)

T-Coil scan (scan for ANSI C63.19 2011 compliance)/WCDMA Band II Voice Ch. 9538 AMR-WB 6.6kbps_ANT 3/z (axial) 4.2mm 50 x 50/ABM Interpolated SNR(x,y,z) (121x121x1): Interpolated grid: dx=1.000 mm, dy=1.000 mm

Signal Type: Audio File (.wav) 48k_voice_1kHz_1s.wav
Output Gain: 24.04
Measure Window Start: 500ms
Measure Window Length: 1000ms
BWC applied: 0.16 dB
Device Reference Point: 0, 0, -6.3 mm

Cursor:
ABM1/ABM2 = 41.20 dB
ABM1 comp = -2.13 dBA/m
BWC Factor = 0.16 dB
Location: 4.2, -0.4, 3.7 mm
ABM2 = -31.08 dBA/m
Location: 25, 8.3, 3.7 mm



0 dB = 1.000 = 0.00 dB

WCDMA Band II

Communication System: UID 0, @UMTS-FDD (WCDMA) (0); Frequency: 1907.6 MHz; Duty Cycle: 1:1
Phantom section: TCoil Section
DASY5 Configuration:
- Probe: AM1DV3 - 3083; ; Calibrated: 1/15/2019
- Sensor-Surface: 0mm (Fix Surface)
- Electronics: DAE4 Sn1540; Calibrated: 2/18/2019
- Phantom: HAC Test Arch with AMCC; Type: SD HAC P01 BB
- Measurement SW: DASY52, Version 52.8 (7);SEMCAD X Version 14.6.10 (7164)

T-Coil scan (scan for ANSI C63.19 2011 compliance)/WCDMA Band II Voice Ch. 9538 AMR-WB 6.6kbps_ANT 3/y (transversal) 4.2mm 50 x 50/ABM Interpolated SNR(x,y,z) (121x121x1): Interpolated grid: dx=1.000 mm, dy=1.000 mm

Signal Type: Audio File (.wav) 48k_voice_1kHz_1s.wav
Output Gain: 24.04
Measure Window Start: 500ms
Measure Window Length: 1000ms
BWC applied: 0.16 dB
Device Reference Point: 0, 0, -6.3 mm

Cursor:
ABM1/ABM2 = 36.31 dB
ABM1 comp = -5.23 dBA/m
BWC Factor = 0.16 dB
Location: 7.9, -16.7, 3.7 mm
ABM2 = -31.04 dBA/m
Location: 25, 25, 3.7 mm



0 dB = 1.000 = 0.00 dB

WCDMA Band IV

Communication System: UID 0, @UMTS-FDD (WCDMA) (0); Frequency: 1752.6 MHz;Duty Cycle: 1:1

T-Coil scan (scan for ANSI C63.19 2011 compliance)/WCDMA Band IV Voice Ch. 1513 AMR-WB 6.6kbps_ANT 3/z (axial) wideband at best S/N/ABM Freq Resp(x,y,z,f) (1x1x1):

Measurement grid: dx=10mm, dy=10mm
Signal Type: Audio File (.wav) 48k_voice_300-3000_2s.wav
Output Gain: 47.15
Measure Window Start: 500ms
Measure Window Length: 2000ms
BWC applied: 10.80 dB
Device Reference Point: 0, 0, -6.3 mm

Category	Telephone parameters WD signal quality [(signal+noise)-to-noise ratio in decibels]
Category T1	0 dB to 10 dB
Category T2	10 dB to 20 dB
Category T3	20 dB to 30 dB
Category T4	> 30 dB

Cursor:
Diff = 1.08 dB
BWC Factor = 10.80 dB
Location: 4.3, -0.5, 3.7 mm

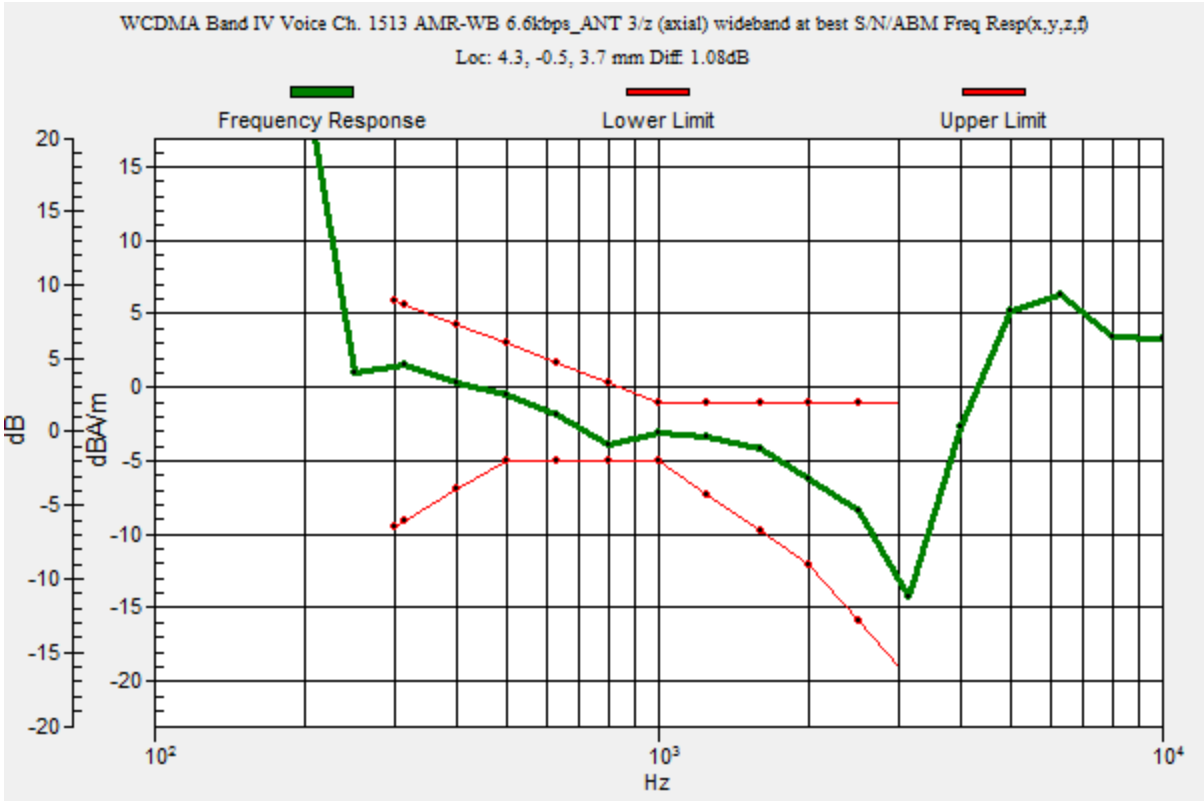

WCDMA Band IV

Communication System: UID 0, @UMTS-FDD (WCDMA) (0); Frequency: 1752.6 MHz; Duty Cycle: 1:1
Phantom section: TCoil Section
DASY5 Configuration:
- Probe: AM1DV3 - 3083; ; Calibrated: 1/15/2019
- Sensor-Surface: 0mm (Fix Surface)
- Electronics: DAE4 Sn1540; Calibrated: 2/18/2019
- Phantom: HAC Test Arch with AMCC; Type: SD HAC P01 BB
- Measurement SW: DASY52, Version 52.8 (7);SEMCAD X Version 14.6.10 (7164)

T-Coil scan (scan for ANSI C63.19 2011 compliance)/WCDMA Band IV Voice Ch. 1513 AMR-WB 6.6kbps_ANT 3/z (axial) 4.2mm 50 x 50/ABM Interpolated SNR(x,y,z) (121x121x1): Interpolated grid: dx=1.000 mm, dy=1.000 mm

Signal Type: Audio File (.wav) 48k_voice_1kHz_1s.wav
Output Gain: 24.04
Measure Window Start: 500ms
Measure Window Length: 1000ms
BWC applied: 0.16 dB
Device Reference Point: 0, 0, -6.3 mm

Cursor:
ABM1/ABM2 = 38.85 dB
ABM1 comp = -4.38 dBA/m
BWC Factor = 0.16 dB
Location: 4.2, -0.4, 3.7 mm
ABM2 = -29.22 dBA/m
Location: 25, 4.2, 3.7 mm

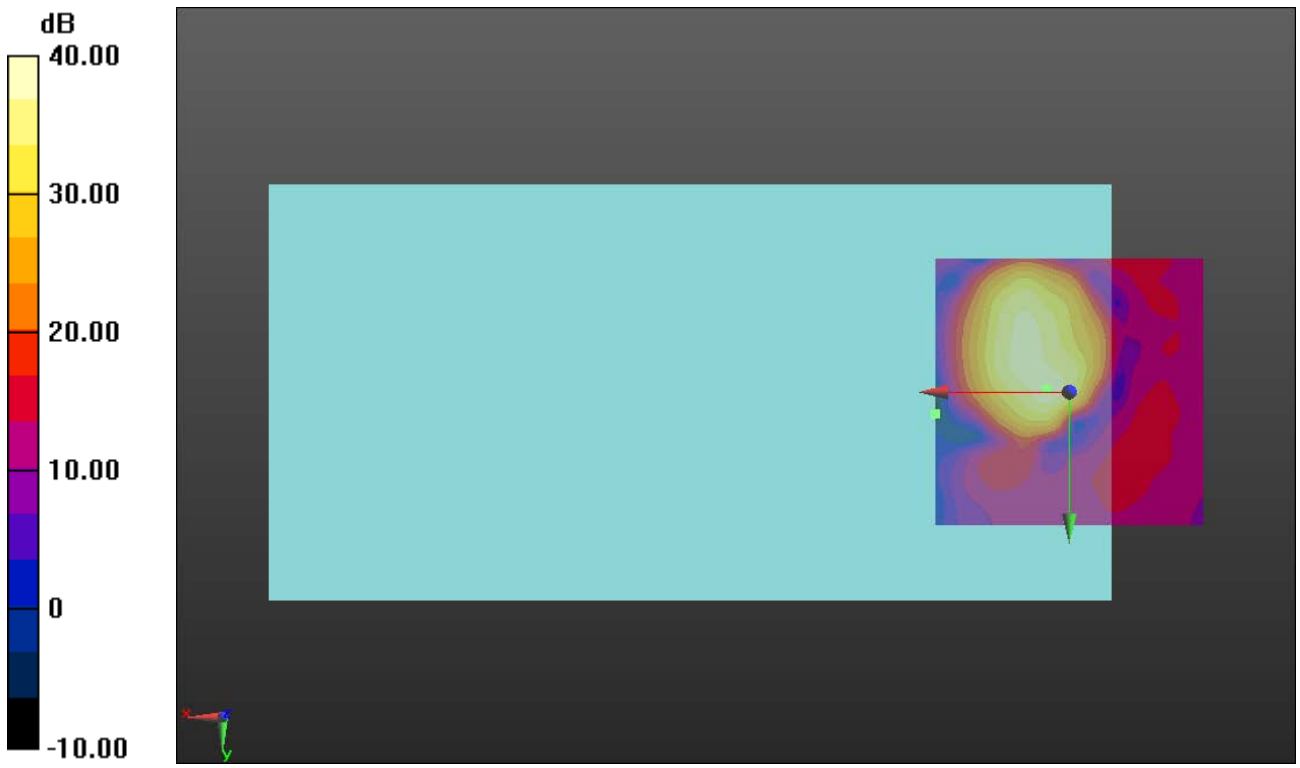

0 dB = 1.000 = 0.00 dB

WCDMA Band IV

Communication System: UID 0, @UMTS-FDD (WCDMA) (0); Frequency: 1752.6 MHz; Duty Cycle: 1:1
Phantom section: TCoil Section
DASY5 Configuration:
- Probe: AM1DV3 - 3083; ; Calibrated: 1/15/2019
- Sensor-Surface: 0mm (Fix Surface)
- Electronics: DAE4 Sn1540; Calibrated: 2/18/2019
- Phantom: HAC Test Arch with AMCC; Type: SD HAC P01 BB
- Measurement SW: DASY52, Version 52.8 (7);SEMCAD X Version 14.6.10 (7164)

T-Coil scan (scan for ANSI C63.19 2011 compliance)/WCDMA Band IV Voice Ch. 1513 AMR-WB 6.6kbps_ANT 3/y (transversal) 4.2mm 50 x 50/ABM Interpolated SNR(x,y,z) (121x121x1): Interpolated grid: dx=1.000 mm, dy=1.000 mm

Signal Type: Audio File (.wav) 48k_voice_1kHz_1s.wav
Output Gain: 24.04
Measure Window Start: 500ms
Measure Window Length: 1000ms
BWC applied: 0.16 dB
Device Reference Point: 0, 0, -6.3 mm

Cursor:
ABM1/ABM2 = 34.37 dB
ABM1 comp = -7.71 dBA/m
BWC Factor = 0.16 dB
Location: 6.3, -16.3, 3.7 mm
ABM2 = -30.55 dBA/m
Location: 25, 25, 3.7 mm



0 dB = 1.000 = 0.00 dB

WCDMA Band V

Communication System: UID 0, @UMTS-FDD (WCDMA) (0); Frequency: 846.6 MHz;Duty Cycle: 1:1

T-Coil scan (scan for ANSI C63.19 2011 compliance)/WCDMA Band V Voice Ch. 4233 AMR-WB 6.6kbps_ANT 3/z (axial) wideband at best S/N/ABM Freq Resp(x,y,z,f) (1x1x1):

Measurement grid: dx=10mm, dy=10mm
Signal Type: Audio File (.wav) 48k_voice_300-3000_2s.wav
Output Gain: 47.15
Measure Window Start: 500ms
Measure Window Length: 2000ms
BWC applied: 10.80 dB
Device Reference Point: 0, 0, -6.3 mm

Category	Telephone parameters WD signal quality [(signal+noise)-to-noise ratio in decibels]
Category T1	0 dB to 10 dB
Category T2	10 dB to 20 dB
Category T3	20 dB to 30 dB
Category T4	> 30 dB

Cursor:
Diff = 0.39 dB
BWC Factor = 10.80 dB
Location: 3.7, -0.5, 3.7 mm

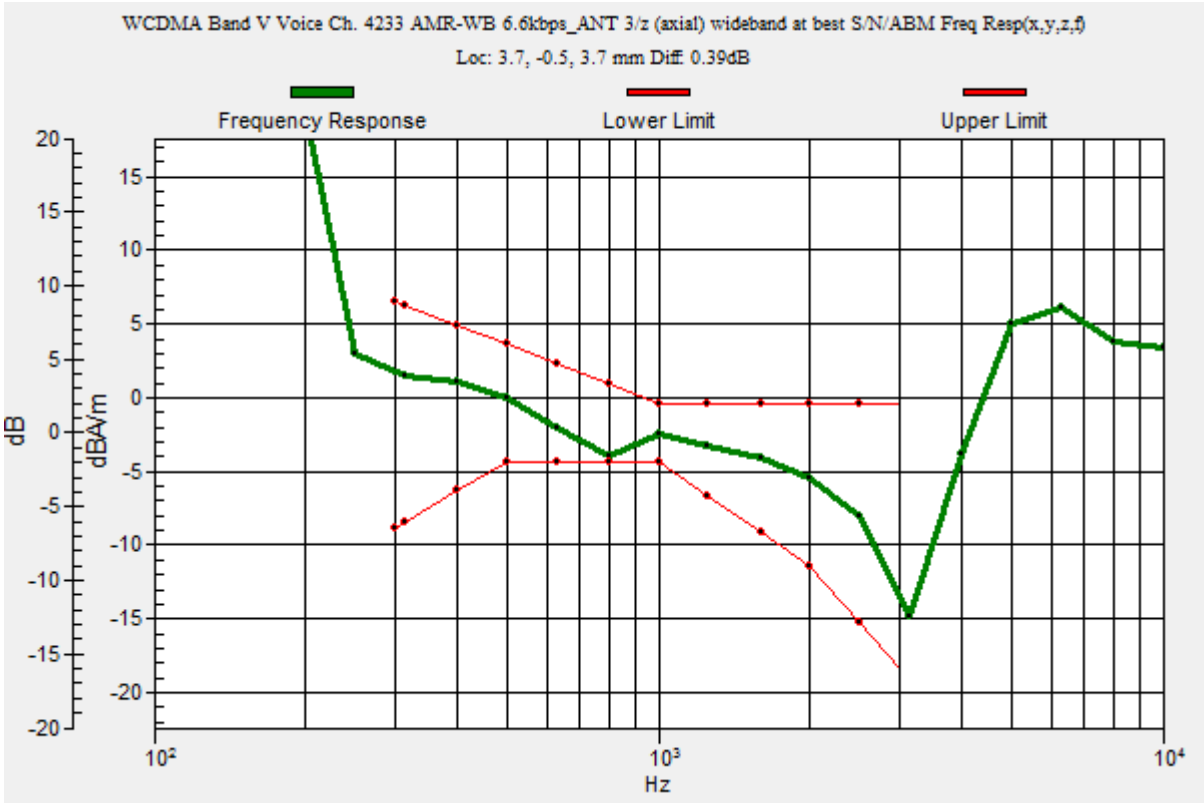

WCDMA Band V

Communication System: UID 0, @UMTS-FDD (WCDMA) (0); Frequency: 846.6 MHz; Duty Cycle: 1:1
Phantom section: TCoil Section
DASY5 Configuration:
- Probe: AM1DV3 - 3083; ; Calibrated: 1/15/2019
- Sensor-Surface: 0mm (Fix Surface)
- Electronics: DAE4 Sn1540; Calibrated: 2/18/2019
- Phantom: HAC Test Arch with AMCC; Type: SD HAC P01 BB
- Measurement SW: DASY52, Version 52.8 (7);SEMCAD X Version 14.6.10 (7164)

T-Coil scan (scan for ANSI C63.19 2011 compliance)/WCDMA Band V Voice Ch. 4233 AMR-WB 6.6kbps_ANT 3/z (axial) 4.2mm 50 x 50/ABM Interpolated SNR(x,y,z) (121x121x1): Interpolated grid: dx=1.000 mm, dy=1.000 mm

Signal Type: Audio File (.wav) 48k_voice_1kHz_1s.wav
Output Gain: 24.04
Measure Window Start: 500ms
Measure Window Length: 1000ms
BWC applied: 0.16 dB
Device Reference Point: 0, 0, -6.3 mm

Cursor:
ABM1/ABM2 = 38.67 dB
ABM1 comp = -3.73 dBA/m
BWC Factor = 0.16 dB
Location: 3.8, -0.4, 3.7 mm
ABM2 = -30.38 dBA/m
Location: 25, 8.3, 3.7 mm



0 dB = 1.000 = 0.00 dB

WCDMA Band V

Communication System: UID 0, @UMTS-FDD (WCDMA) (0); Frequency: 846.6 MHz; Duty Cycle: 1:1
Phantom section: TCoil Section
DASY5 Configuration:
- Probe: AM1DV3 - 3083; ; Calibrated: 1/15/2019
- Sensor-Surface: 0mm (Fix Surface)
- Electronics: DAE4 Sn1540; Calibrated: 2/18/2019
- Phantom: HAC Test Arch with AMCC; Type: SD HAC P01 BB
- Measurement SW: DASY52, Version 52.8 (7);SEMCAD X Version 14.6.10 (7164)

T-Coil scan (scan for ANSI C63.19 2011 compliance)/WCDMA Band V Voice Ch. 4233 AMR-WB 6.6kbps_ANT 3/y (transversal) 4.2mm 50 x 50/ABM Interpolated SNR(x,y,z) (121x121x1): Interpolated grid: dx=1.000 mm, dy=1.000 mm

Signal Type: Audio File (.wav) 48k_voice_1kHz_1s.wav
Output Gain: 24.04
Measure Window Start: 500ms
Measure Window Length: 1000ms
BWC applied: 0.16 dB
Device Reference Point: 0, 0, -6.3 mm

Cursor:
ABM1/ABM2 = 34.63 dB
ABM1 comp = -6.96 dBA/m
BWC Factor = 0.16 dB
Location: 7.1, -16.3, 3.7 mm
ABM2 = -31.37 dBA/m
Location: 25, 25, 3.7 mm



0 dB = 1.000 = 0.00 dB

CDMA BC0

Communication System: UID 0, @CDMA2000 (0); Frequency: 836.52 MHz;Duty Cycle: 1:1

T-Coil scan (scan for ANSI C63.19 2011 compliance)/CDMA2000 BC0 Voice Ch. 384 RC1/SO68 Full Fr_ANT 2/z (axial) wideband at best S/N/ABM Freq Resp(x,y,z,f) (1x1x1):

Measurement grid: dx=10mm, dy=10mm
Signal Type: Audio File (.wav) 48k_voice_300-3000_2s.wav
Output Gain: 37.45
Measure Window Start: 500ms
Measure Window Length: 2000ms
BWC applied: 10.80 dB
Device Reference Point: 0, 0, -6.3 mm

Category	Telephone parameters WD signal quality [(signal+noise)-to-noise ratio in decibels]
Category T1	0 dB to 10 dB
Category T2	10 dB to 20 dB
Category T3	20 dB to 30 dB
Category T4	> 30 dB

Cursor:
Diff = 0.97 dB
BWC Factor = 10.80 dB
Location: 11.7, -10.5, 3.7 mm

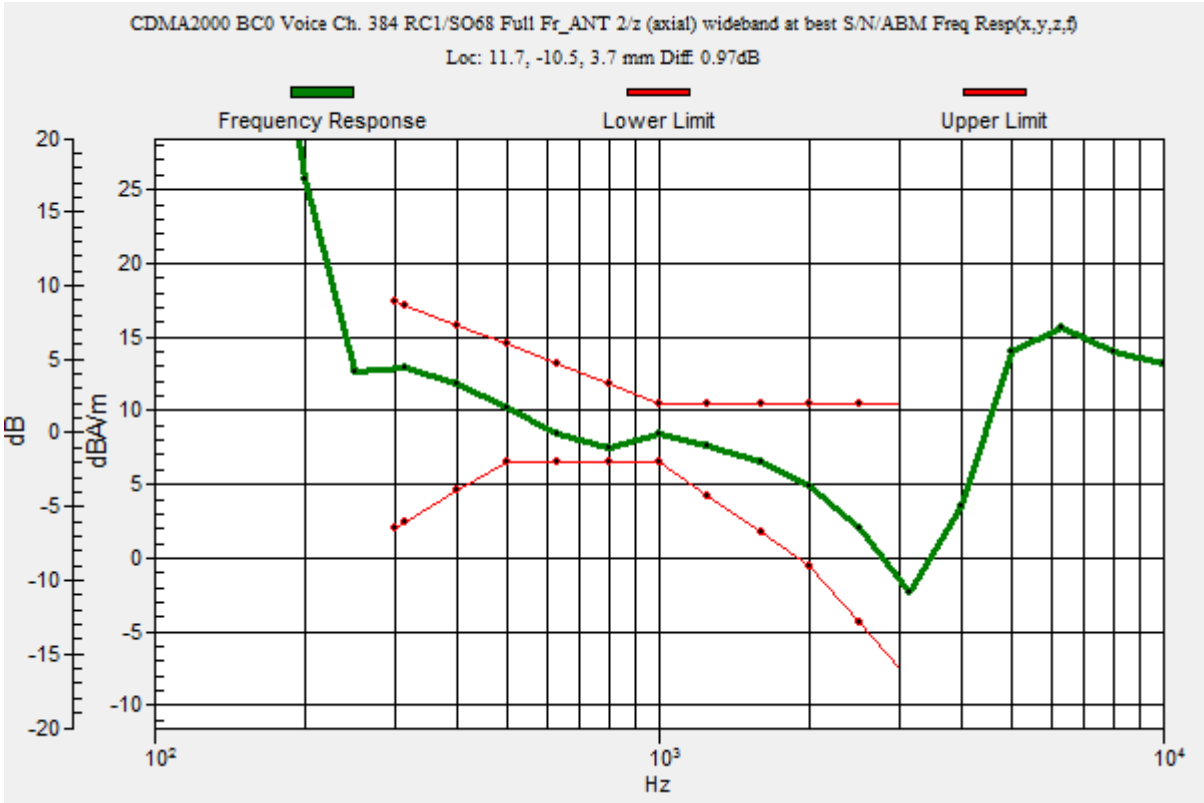

CDMA BC0

Communication System: UID 0, @CDMA2000 (0); Frequency: 836.52 MHz; Duty Cycle: 1:1
Phantom section: TCoil Section
DASY5 Configuration:
- Probe: AM1DV3 - 3083; ; Calibrated: 1/15/2019
- Sensor-Surface: 0mm (Fix Surface)
- Electronics: DAE4 Sn1540; Calibrated: 2/18/2019
- Phantom: HAC Test Arch with AMCC; Type: SD HAC P01 BB
- Measurement SW: DASY52, Version 52.8 (7);SEMCAD X Version 14.6.10 (7164)

T-Coil scan (scan for ANSI C63.19 2011 compliance)/CDMA2000 BC0 Voice Ch. 384 RC1/SO68 Full Fr_ANT 2/z (axial) 4.2mm 50 x 50/ABM Interpolated SNR(x,y,z) (121x121x1): Interpolated grid: dx=1.000 mm, dy=1.000 mm

Signal Type: Audio File (.wav) 48k_voice_1kHz_1s.wav
Output Gain: 19.1
Measure Window Start: 500ms
Measure Window Length: 1000ms
BWC applied: 0.16 dB
Device Reference Point: 0, 0, -6.3 mm

Cursor:
ABM1/ABM2 = 39.70 dB
ABM1 comp = 7.02 dBA/m
BWC Factor = 0.16 dB
Location: 11.7, -10.4, 3.7 mm
ABM2 = -22.93 dBA/m
Location: 25, 0, 3.7 mm



0 dB = 1.000 = 0.00 dB

CDMA BC0

Communication System: UID 0, @CDMA2000 (0); Frequency: 836.52 MHz; Duty Cycle: 1:1
Phantom section: TCoil Section
DASY5 Configuration:
- Probe: AM1DV3 - 3083; ; Calibrated: 1/15/2019
- Sensor-Surface: 0mm (Fix Surface)
- Electronics: DAE4 Sn1540; Calibrated: 2/18/2019
- Phantom: HAC Test Arch with AMCC; Type: SD HAC P01 BB
- Measurement SW: DASY52, Version 52.8 (7);SEMCAD X Version 14.6.10 (7164)

T-Coil scan (scan for ANSI C63.19 2011 compliance)/CDMA2000 BC0 Voice Ch. 384 RC1/SO68 Full Fr_ANT 2/y (transversal) 4.2mm 50 x 50/ABM Interpolated SNR(x,y,z) (121x121x1): Interpolated grid: dx=1.000 mm, dy=1.000 mm
Signal Type: Audio File (.wav) 48k_voice_1kHz_1s.wav
Output Gain: 19.1
Measure Window Start: 500ms
Measure Window Length: 1000ms
BWC applied: 0.16 dB
Device Reference Point: 0, 0, -6.3 mm

Cursor:
ABM1/ABM2 = 40.32 dB
ABM1 comp = -2.68 dBA/m
BWC Factor = 0.16 dB
Location: 12.5, -3.8, 3.7 mm
ABM2 = -25.33 dBA/m
Location: 25, 25, 3.7 mm



0 dB = 1.000 = 0.00 dB

CDMA BC1

Communication System: UID 0, @CDMA2000 (0); Frequency: 1880 MHz;Duty Cycle: 1:1

T-Coil scan (scan for ANSI C63.19 2011 compliance)/CDMA2000 BC1 Voice Ch. 600 RC1/SO68 Full Fr_ANT 2/z (axial) wideband at best S/N/ABM Freq Resp(x,y,z,f) (1x1x1):

Measurement grid: dx=10mm, dy=10mm
Signal Type: Audio File (.wav) 48k_voice_300-3000_2s.wav
Output Gain: 37.45
Measure Window Start: 500ms
Measure Window Length: 2000ms
BWC applied: 10.80 dB
Device Reference Point: 0, 0, -6.3 mm

Category	Telephone parameters WD signal quality [(signal+noise)-to-noise ratio in decibels]
Category T1	0 dB to 10 dB
Category T2	10 dB to 20 dB
Category T3	20 dB to 30 dB
Category T4	> 30 dB

Cursor:
Diff = 0.59 dB
BWC Factor = 10.80 dB
Location: 11.4, -12.3, 3.7 mm

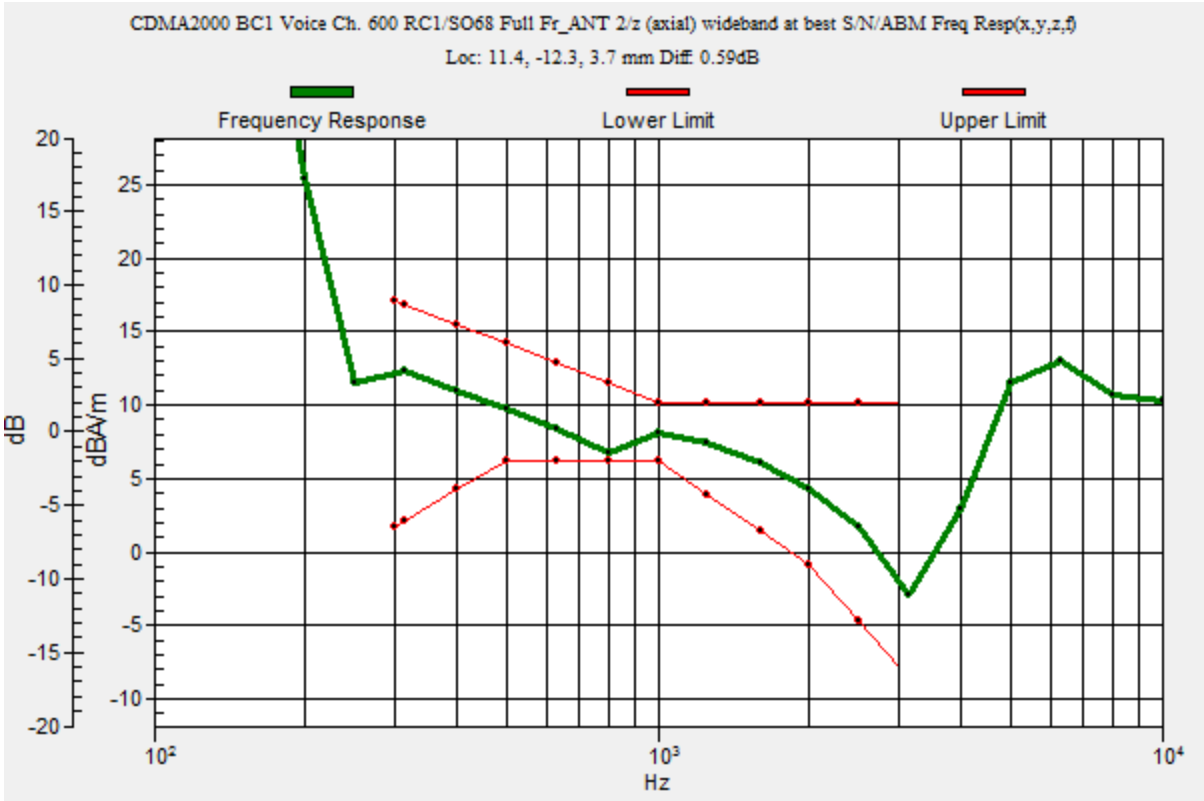

CDMA BC1

Communication System: UID 0, @CDMA2000 (0); Frequency: 1880 MHz; Duty Cycle: 1:1
Phantom section: TCoil Section
DASY5 Configuration:
- Probe: AM1DV3 - 3083; ; Calibrated: 1/15/2019
- Sensor-Surface: 0mm (Fix Surface)
- Electronics: DAE4 Sn1540; Calibrated: 2/18/2019
- Phantom: HAC Test Arch with AMCC; Type: SD HAC P01 BB
- Measurement SW: DASY52, Version 52.8 (7);SEMCAD X Version 14.6.10 (7164)

T-Coil scan (scan for ANSI C63.19 2011 compliance)/CDMA2000 BC1 Voice Ch. 600 RC1/SO68 Full Fr_ANT 2/z (axial) 4.2mm 50 x 50/ABM Interpolated SNR(x,y,z) (121x121x1): Interpolated grid: dx=1.000 mm, dy=1.000 mm

Signal Type: Audio File (.wav) 48k_voice_1kHz_1s.wav
Output Gain: 19.1
Measure Window Start: 500ms
Measure Window Length: 1000ms
BWC applied: 0.16 dB
Device Reference Point: 0, 0, -6.3 mm

Cursor:
ABM1/ABM2 = 40.83 dB
ABM1 comp = 6.43 dBA/m
BWC Factor = 0.16 dB
Location: 11.3, -12.5, 3.7 mm
ABM2 = -25.33 dBA/m
Location: 25, 0, 3.7 mm



0 dB = 1.000 = 0.00 dB

CDMA BC1

Communication System: UID 0, @CDMA2000 (0); Frequency: 1880 MHz; Duty Cycle: 1:1
Phantom section: TCoil Section
DASY5 Configuration:
- Probe: AM1DV3 - 3083; ; Calibrated: 1/15/2019
- Sensor-Surface: 0mm (Fix Surface)
- Electronics: DAE4 Sn1540; Calibrated: 2/18/2019
- Phantom: HAC Test Arch with AMCC; Type: SD HAC P01 BB
- Measurement SW: DASY52, Version 52.8 (7);SEMCAD X Version 14.6.10 (7164)

T-Coil scan (scan for ANSI C63.19 2011 compliance)/CDMA2000 BC1 Voice Ch. 600 RC1/SO68 Full Fr_ANT 2/y (transversal) 4.2mm 50 x 50/ABM Interpolated SNR(x,y,z) (121x121x1): Interpolated grid: dx=1.000 mm, dy=1.000 mm
Signal Type: Audio File (.wav) 48k_voice_1kHz_1s.wav
Output Gain: 19.1
Measure Window Start: 500ms
Measure Window Length: 1000ms
BWC applied: 0.16 dB
Device Reference Point: 0, 0, -6.3 mm

Cursor:
ABM1/ABM2 = 39.30 dB
ABM1 comp = -2.63 dBA/m
BWC Factor = 0.16 dB
Location: 12.5, -3.8, 3.7 mm
ABM2 = -28.03 dBA/m
Location: 25, 12.5, 3.7 mm



0 dB = 1.000 = 0.00 dB

CDMA BC10

Communication System: UID 0, @CDMA2000 (0); Frequency: 820 MHz;Duty Cycle: 1:1

T-Coil scan (scan for ANSI C63.19 2011 compliance)/CDMA2000 BC10 Voice Ch. 560 RC1/SO68 Full Fr_ANT 2/z (axial) wideband at best S/N/ABM Freq Resp(x,y,z,f) (1x1x1):

Measurement grid: dx=10mm, dy=10mm
Signal Type: Audio File (.wav) 48k_voice_300-3000_2s.wav
Output Gain: 37.45
Measure Window Start: 500ms
Measure Window Length: 2000ms
BWC applied: 10.80 dB
Device Reference Point: 0, 0, -6.3 mm

Category	Telephone parameters WD signal quality [(signal+noise)-to-noise ratio in decibels]
Category T1	0 dB to 10 dB
Category T2	10 dB to 20 dB
Category T3	20 dB to 30 dB
Category T4	> 30 dB

Cursor:
Diff = 0.99 dB
BWC Factor = 10.80 dB
Location: 11.7, -10.9, 3.7 mm

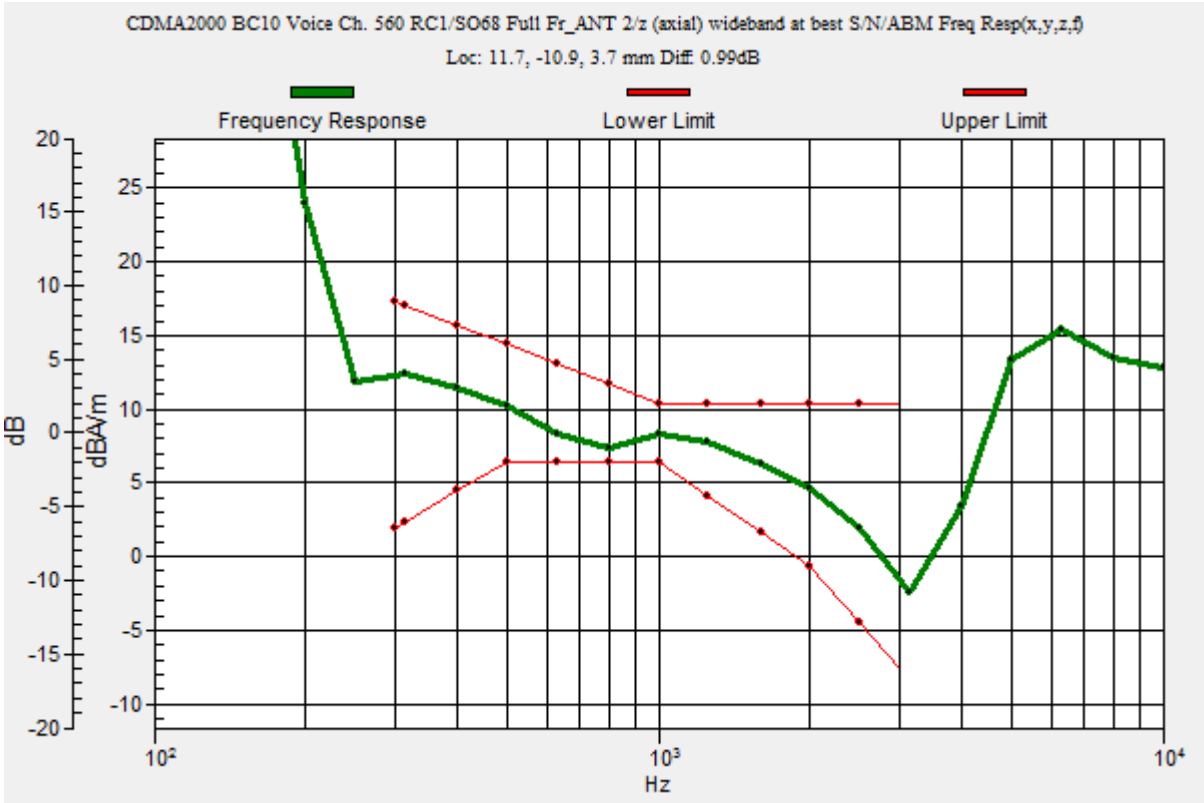

CDMA BC10

Communication System: UID 0, @CDMA2000 (0); Frequency: 820 MHz; Duty Cycle: 1:1
Phantom section: TCoil Section
DASY5 Configuration:
- Probe: AM1DV3 - 3083; ; Calibrated: 1/15/2019
- Sensor-Surface: 0mm (Fix Surface)
- Electronics: DAE4 Sn1540; Calibrated: 2/18/2019
- Phantom: HAC Test Arch with AMCC; Type: SD HAC P01 BB
- Measurement SW: DASY52, Version 52.8 (7);SEMCAD X Version 14.6.10 (7164)

T-Coil scan (scan for ANSI C63.19 2011 compliance)/CDMA2000 BC10 Voice Ch. 560 RC1/SO68 Full Fr_ANT 2/z (axial) 4.2mm 50 x 50/ABM Interpolated SNR(x,y,z) (121x121x1): Interpolated grid: dx=1.000 mm, dy=1.000 mm
Signal Type: Audio File (.wav) 48k_voice_1kHz_1s.wav
Output Gain: 19.1
Measure Window Start: 500ms
Measure Window Length: 1000ms
BWC applied: 0.16 dB
Device Reference Point: 0, 0, -6.3 mm

Cursor:
ABM1/ABM2 = 39.85 dB
ABM1 comp = 6.60 dBA/m
BWC Factor = 0.16 dB
Location: 11.7, -10.8, 3.7 mm
ABM2 = -23.56 dBA/m
Location: 25, 4.2, 3.7 mm



0 dB = 1.000 = 0.00 dB

CDMA BC10

Communication System: UID 0, @CDMA2000 (0); Frequency: 820 MHz; Duty Cycle: 1:1
Phantom section: TCoil Section
DASY5 Configuration:
- Probe: AM1DV3 - 3083; ; Calibrated: 1/15/2019
- Sensor-Surface: 0mm (Fix Surface)
- Electronics: DAE4 Sn1540; Calibrated: 2/18/2019
- Phantom: HAC Test Arch with AMCC; Type: SD HAC P01 BB
- Measurement SW: DASY52, Version 52.8 (7);SEMCAD X Version 14.6.10 (7164)

T-Coil scan (scan for ANSI C63.19 2011 compliance)/CDMA2000 BC10 Voice Ch. 560 RC1/SO68 Full Fr_ANT 2/y (transversal) 4.2mm 50 x 50/ABM Interpolated SNR(x,y,z) (121x121x1): Interpolated grid: dx=1.000 mm, dy=1.000 mm

Signal Type: Audio File (.wav) 48k_voice_1kHz_1s.wav
Output Gain: 19.1
Measure Window Start: 500ms
Measure Window Length: 1000ms
BWC applied: 0.16 dB
Device Reference Point: 0, 0, -6.3 mm

Cursor:
ABM1/ABM2 = 40.01 dB
ABM1 comp = -3.33 dBA/m
BWC Factor = 0.16 dB
Location: 12.5, -3.8, 3.7 mm
ABM2 = -26.06 dBA/m
Location: 25, 25, 3.7 mm



0 dB = 1.000 = 0.00 dB

LTE Band 7

Communication System: UID 0, @LTE (FDD) (0); Frequency: 2535 MHz;Duty Cycle: 1:1

T-Coil scan (scan for ANSI C63.19 2011 compliance)/LTE Band 7 16QAM Ch. 21100 RB 1/99 20 MHz BW EVS 5.9kbps_ANT 4/z (axial) wideband at best S/N/ABM Freq Resp(x,y,z,f) (1x1x1): Measurement grid: dx=10mm, dy=10mm

Signal Type: Audio File (.wav) 48k_voice_300-3000_2s.wav
Output Gain: 47.15
Measure Window Start: 500ms
Measure Window Length: 2000ms
BWC applied: 10.80 dB
Device Reference Point: 0, 0, -6.3 mm

Category	Telephone parameters WD signal quality [(signal+noise)-to-noise ratio in decibels]
Category T1	0 dB to 10 dB
Category T2	10 dB to 20 dB
Category T3	20 dB to 30 dB
Category T4	> 30 dB

Cursor:
Diff = 1.71 dB
BWC Factor = 10.80 dB
Location: 11.7, -9.2, 3.7 mm

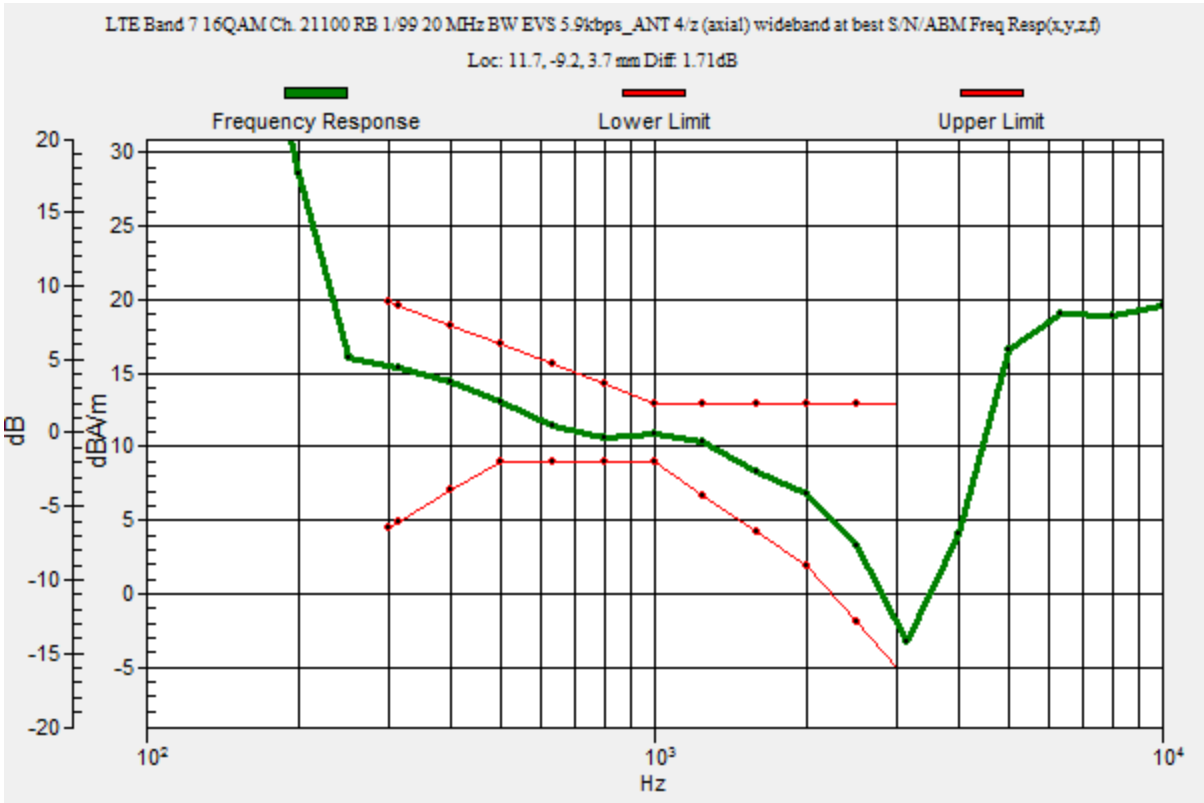

LTE Band 7

Communication System: UID 0, @LTE (FDD) (0); Frequency: 2535 MHz; Duty Cycle: 1:1
Phantom section: TCoil Section
DASY5 Configuration:
- Probe: AM1DV3 - 3083; ; Calibrated: 1/15/2019
- Sensor-Surface: 0mm (Fix Surface)
- Electronics: DAE4 Sn1540; Calibrated: 2/18/2019
- Phantom: HAC Test Arch with AMCC; Type: SD HAC P01 BB
- Measurement SW: DASY52, Version 52.8 (7);SEMCAD X Version 14.6.10 (7164)

T-Coil scan (scan for ANSI C63.19 2011 compliance)/LTE Band 7 16QAM Ch. 21100 RB 1/99 20 MHz BW EVS 5.9kbps_ANT 4/z (axial) Single Point/ABM SNR(x,y,z) (1x1x1):

Measurement grid: dx=10mm, dy=10mm
Signal Type: Audio File (.wav) 48k_voice_1kHz_1s.wav
Output Gain: 24.04
Measure Window Start: 500ms
Measure Window Length: 2000ms
BWC applied: 0.16 dB
Device Reference Point: 0, 0, -6.3 mm

Cursor:
ABM1/ABM2 = 41.93 dB
ABM1 comp = 9.27 dBA/m
BWC Factor = 0.16 dB
Location: 11.7, -9.2, 3.7 mm
ABM2 = -32.66 dBA/m
Location: 11.7, -9.2, 3.7 mm

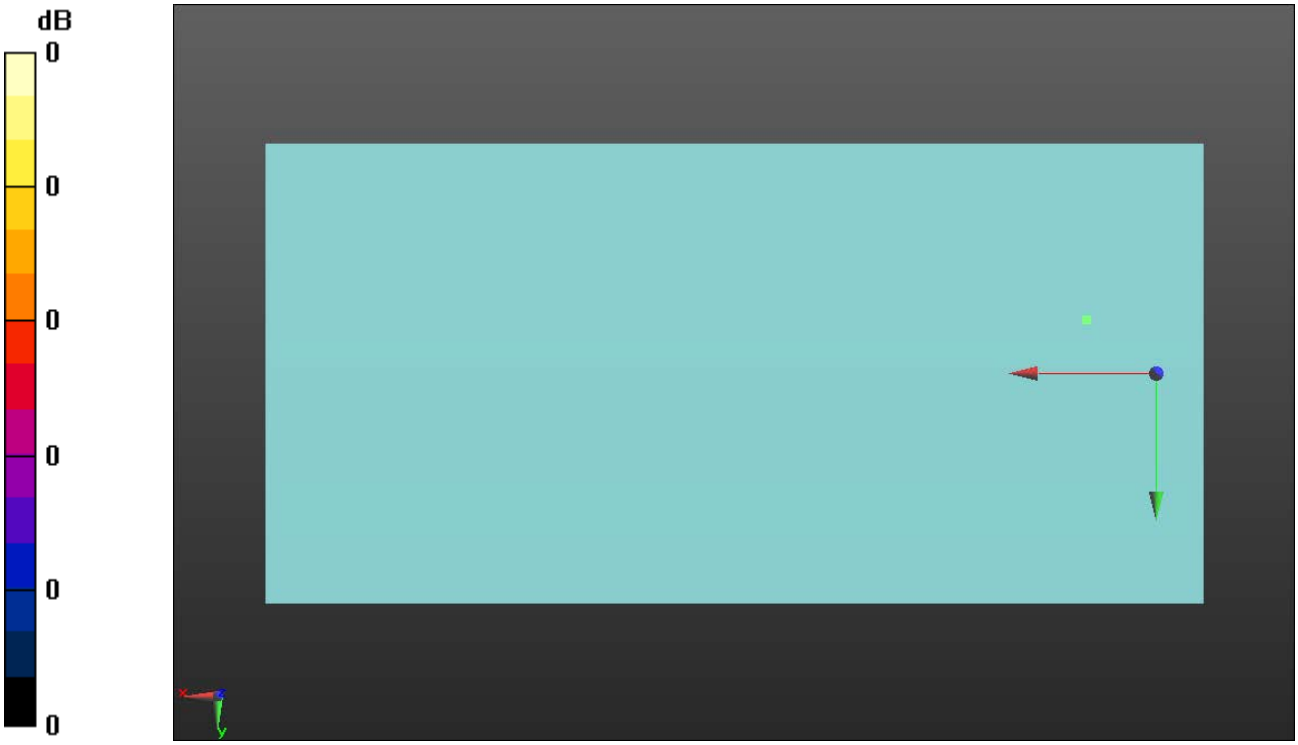

0 dB = 1.000 = 0.00 dB

LTE Band 7

Communication System: UID 0, @LTE (FDD) (0); Frequency: 2535 MHz; Duty Cycle: 1:1
Phantom section: TCoil Section
DASY5 Configuration:
- Probe: AM1DV3 - 3083; ; Calibrated: 1/15/2019
- Sensor-Surface: 0mm (Fix Surface)
- Electronics: DAE4 Sn1540; Calibrated: 2/18/2019
- Phantom: HAC Test Arch with AMCC; Type: SD HAC P01 BB
- Measurement SW: DASY52, Version 52.8 (7);SEMCAD X Version 14.6.10 (7164)

T-Coil scan (scan for ANSI C63.19 2011 compliance)/LTE Band 7 16QAM Ch. 21100 RB 1/99 20 MHz BW EVS 5.9kbps_ANT 4/y (transversal) Single Point/ABM SNR(x,y,z) (1x1x1): Measurement grid: dx=10mm, dy=10mm

Signal Type: Audio File (.wav) 48k_voice_1kHz_1s.wav
Output Gain: 24.04
Measure Window Start: 500ms
Measure Window Length: 2000ms
BWC applied: 0.16 dB
Device Reference Point: 0, 0, -6.3 mm

Cursor:
ABM1/ABM2 = 40.36 dB
ABM1 comp = -2.65 dBA/m
BWC Factor = 0.16 dB
Location: 12.5, -4.1, 3.7 mm
ABM2 = -43.01 dBA/m
Location: 12.5, -4.1, 3.7 mm



0 dB = 1.000 = 0.00 dB

LTE Band 12

Communication System: UID 0, @LTE (FDD) (0); Frequency: 707.5 MHz;Duty Cycle: 1:1

T-Coil scan (scan for ANSI C63.19 2011 compliance)/LTE Band 12 16QAM Ch. 23095 RB 1/49 10 MHz BW EVS 5.9kbps_ANT 2/z (axial) wideband at best S/N/ABM Freq Resp(x,y,z,f) (1x1x1): Measurement grid: dx=10mm, dy=10mm

Signal Type: Audio File (.wav) 48k_voice_300-3000_2s.wav
Output Gain: 47.15
Measure Window Start: 500ms
Measure Window Length: 2000ms
BWC applied: 10.80 dB
Device Reference Point: 0, 0, -6.3 mm

Category	Telephone parameters WD signal quality [(signal+noise)-to-noise ratio in decibels]
Category T1	0 dB to 10 dB
Category T2	10 dB to 20 dB
Category T3	20 dB to 30 dB
Category T4	> 30 dB

Cursor:
Diff = 2.00 dB
BWC Factor = 10.80 dB
Location: 11.7, -9.2, 3.7 mm

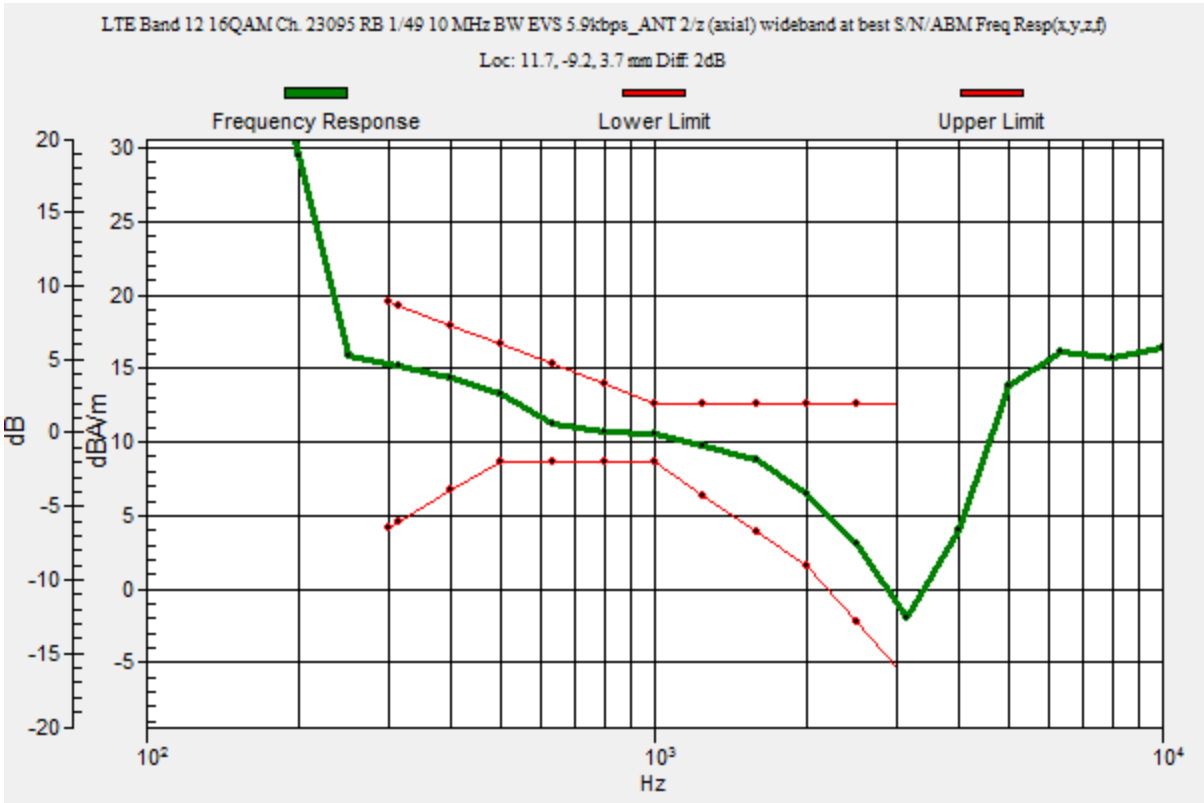

LTE Band 12

Communication System: UID 0, @LTE (FDD) (0); Frequency: 707.5 MHz; Duty Cycle: 1:1
Phantom section: TCoil Section
DASY5 Configuration:
- Probe: AM1DV3 - 3083; ; Calibrated: 1/15/2019
- Sensor-Surface: 0mm (Fix Surface)
- Electronics: DAE4 Sn1540; Calibrated: 2/18/2019
- Phantom: HAC Test Arch with AMCC; Type: SD HAC P01 BB
- Measurement SW: DASY52, Version 52.8 (7);SEMCAD X Version 14.6.10 (7164)

T-Coil scan (scan for ANSI C63.19 2011 compliance)/LTE Band 12 16QAM Ch. 23095 RB 1/49 10 MHz BW EVS 5.9kbps_ANT 2/z (axial) Single Point/ABM SNR(x,y,z) (1x1x1):

Measurement grid: dx=10mm, dy=10mm
Signal Type: Audio File (.wav) 48k_voice_1kHz_1s.wav
Output Gain: 24.04
Measure Window Start: 500ms
Measure Window Length: 2000ms
BWC applied: 0.16 dB
Device Reference Point: 0, 0, -6.3 mm

Cursor:
ABM1/ABM2 = 43.98 dB
ABM1 comp = 9.69 dBA/m
BWC Factor = 0.16 dB
Location: 11.7, -9.2, 3.7 mm
ABM2 = -34.29 dBA/m
Location: 11.7, -9.2, 3.7 mm



0 dB = 1.000 = 0.00 dB

LTE Band 12

Communication System: UID 0, @LTE (FDD) (0); Frequency: 707.5 MHz; Duty Cycle: 1:1
Phantom section: TCoil Section
DASY5 Configuration:
- Probe: AM1DV3 - 3083; ; Calibrated: 1/15/2019
- Sensor-Surface: 0mm (Fix Surface)
- Electronics: DAE4 Sn1540; Calibrated: 2/18/2019
- Phantom: HAC Test Arch with AMCC; Type: SD HAC P01 BB
- Measurement SW: DASY52, Version 52.8 (7);SEMCAD X Version 14.6.10 (7164)

T-Coil scan (scan for ANSI C63.19 2011 compliance)/LTE Band 12 16QAM Ch. 23095 RB 1/49 10 MHz BW EVS 5.9kbps_ANT 2/y (transversal) Single Point/ABM SNR(x,y,z) (1x1x1): Measurement grid: dx=10mm, dy=10mm

Signal Type: Audio File (.wav) 48k_voice_1kHz_1s.wav
Output Gain: 24.04
Measure Window Start: 500ms
Measure Window Length: 2000ms
BWC applied: 0.16 dB
Device Reference Point: 0, 0, -6.3 mm

Cursor:
ABM1/ABM2 = 41.51 dB
ABM1 comp = -2.46 dBA/m
BWC Factor = 0.16 dB
Location: 12.5, -4.1, 3.7 mm
ABM2 = -43.97 dBA/m
Location: 12.5, -4.1, 3.7 mm



0 dB = 1.000 = 0.00 dB

LTE Band 25

Communication System: UID 0, @LTE (FDD) (0); Frequency: 1882.5 MHz;Duty Cycle: 1:1

T-Coil scan (scan for ANSI C63.19 2011 compliance)/LTE Band 25 16QAM Ch. 26365 RB 1/99 20 MHz BW_ANT 4/z (axial) wideband at best S/N/ABM Freq Resp(x,y,z,f) (1x1x1):

Measurement grid: dx=10mm, dy=10mm
Signal Type: Audio File (.wav) 48k_voice_300-3000_2s.wav
Output Gain: 47.15
Measure Window Start: 500ms
Measure Window Length: 2000ms
BWC applied: 10.80 dB
Device Reference Point: 0, 0, -6.3 mm

Category	Telephone parameters WD signal quality [(signal+noise)-to-noise ratio in decibels]
Category T1	0 dB to 10 dB
Category T2	10 dB to 20 dB
Category T3	20 dB to 30 dB
Category T4	> 30 dB

Cursor:
Diff = 1.13 dB
BWC Factor = 10.80 dB
Location: 12.3, -12, 3.7 mm

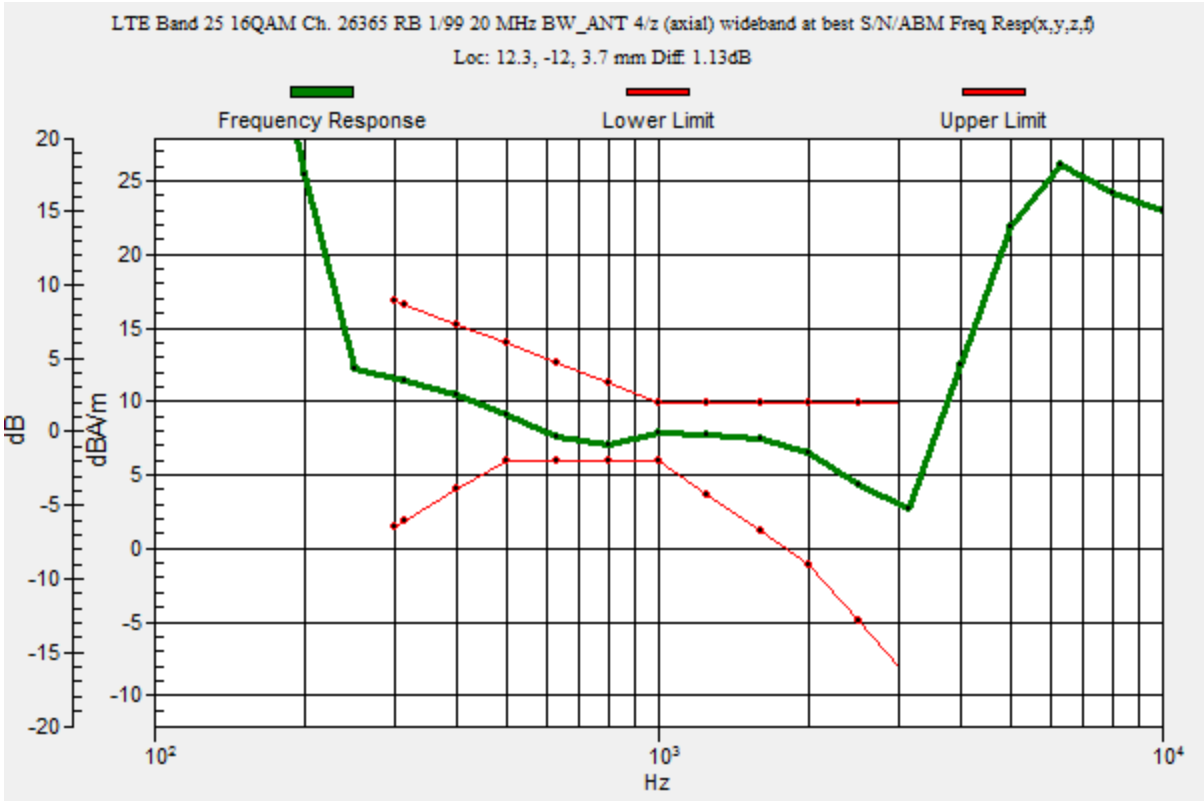

LTE Band 25

Communication System: UID 0, @LTE (FDD) (0); Frequency: 1882.5 MHz; Duty Cycle: 1:1
Phantom section: TCoil Section
DASY5 Configuration:
- Probe: AM1DV3 - 3083; ; Calibrated: 1/15/2019
- Sensor-Surface: 0mm (Fix Surface)
- Electronics: DAE4 Sn1540; Calibrated: 2/18/2019
- Phantom: HAC Test Arch with AMCC; Type: SD HAC P01 BB
- Measurement SW: DASY52, Version 52.8 (7);SEMCAD X Version 14.6.10 (7164)

T-Coil scan (scan for ANSI C63.19 2011 compliance)/LTE Band 25 16QAM Ch. 26365 RB 1/99 20 MHz BW_ANT 4/z (axial) 4.2mm Single Point/ABM SNR(x,y,z) (1x1x1): Measurement grid: dx=10mm, dy=10mm

Signal Type: Audio File (.wav) 48k_voice_1kHz_1s.wav
Output Gain: 24.04
Measure Window Start: 500ms
Measure Window Length: 1000ms
BWC applied: 0.16 dB
Device Reference Point: 0, 0, -6.3 mm

Cursor:
ABM1/ABM2 = 34.50 dB
ABM1 comp = 4.38 dBA/m
BWC Factor = 0.16 dB
Location: 12.3, -12, 3.7 mm
ABM2 = -30.12 dBA/m
Location: 12.3, -12, 3.7 mm



0 dB = 1.000 = 0.00 dB

LTE Band 25

Communication System: UID 0, @LTE (FDD) (0); Frequency: 1882.5 MHz; Duty Cycle: 1:1
Phantom section: TCoil Section
DASY5 Configuration:
- Probe: AM1DV3 - 3083; ; Calibrated: 1/15/2019
- Sensor-Surface: 0mm (Fix Surface)
- Electronics: DAE4 Sn1540; Calibrated: 2/18/2019
- Phantom: HAC Test Arch with AMCC; Type: SD HAC P01 BB
- Measurement SW: DASY52, Version 52.8 (7);SEMCAD X Version 14.6.10 (7164)

T-Coil scan (scan for ANSI C63.19 2011 compliance)/LTE Band 25 16QAM Ch. 26365 RB 1/99 20 MHz BW_ANT 4/y (transversal) 4.2mm Single Point 2/ABM SNR(x,y,z) (1x1x1):

Measurement grid: dx=10mm, dy=10mm
Signal Type: Audio File (.wav) 48k_voice_1kHz_1s.wav
Output Gain: 24.04
Measure Window Start: 500ms
Measure Window Length: 1000ms
BWC applied: 0.16 dB
Device Reference Point: 0, 0, -6.3 mm

Cursor:
ABM1/ABM2 = 31.06 dB
ABM1 comp = -11.82 dBA/m
BWC Factor = 0.16 dB
Location: 13, -3.5, 3.7 mm
ABM2 = -42.89 dBA/m
Location: 13, -3.5, 3.7 mm



0 dB = 1.000 = 0.00 dB

LTE Band 26

Communication System: UID 0, @LTE (FDD) (0); Frequency: 831.5 MHz;Duty Cycle: 1:1

T-Coil scan (scan for ANSI C63.19 2011 compliance)/LTE Band 26 16QAM Ch. 26865 RB 1/74 15 MHz BW EVS 5.9kbps_ANT 2/z (axial) wideband at best S/N/ABM Freq Resp(x,y,z,f) (1x1x1): Measurement grid: dx=10mm, dy=10mm

Signal Type: Audio File (.wav) 48k_voice_300-3000_2s.wav
Output Gain: 47.15
Measure Window Start: 500ms
Measure Window Length: 2000ms
BWC applied: 10.80 dB
Device Reference Point: 0, 0, -6.3 mm

Category	Telephone parameters WD signal quality [(signal+noise)-to-noise ratio in decibels]
Category T1	0 dB to 10 dB
Category T2	10 dB to 20 dB
Category T3	20 dB to 30 dB
Category T4	> 30 dB

Cursor:
Diff = 1.15 dB
BWC Factor = 10.80 dB
Location: 11.7, -9.2, 3.7 mm

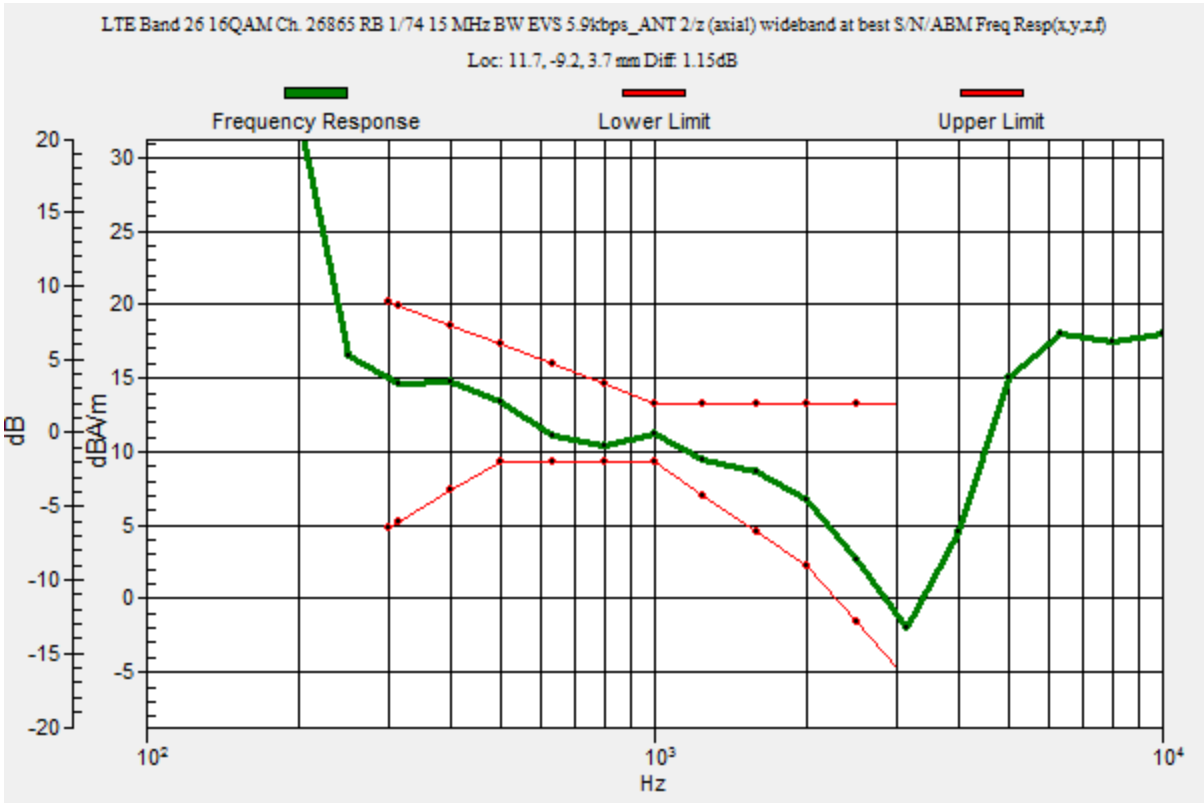

LTE Band 26

Communication System: UID 0, @LTE (FDD) (0); Frequency: 831.5 MHz; Duty Cycle: 1:1
Phantom section: TCoil Section
DASY5 Configuration:
- Probe: AM1DV3 - 3083; ; Calibrated: 1/15/2019
- Sensor-Surface: 0mm (Fix Surface)
- Electronics: DAE4 Sn1540; Calibrated: 2/18/2019
- Phantom: HAC Test Arch with AMCC; Type: SD HAC P01 BB
- Measurement SW: DASY52, Version 52.8 (7);SEMCAD X Version 14.6.10 (7164)

T-Coil scan (scan for ANSI C63.19 2011 compliance)/LTE Band 26 16QAM Ch. 26865 RB 1/74 15 MHz BW EVS 5.9kbps_ANT 2/z (axial) 4.2mm 50 x 50/ABM Interpolated SNR(x,y,z) (121x121x1): Interpolated grid: dx=1.000 mm, dy=1.000 mm

Signal Type: Audio File (.wav) 48k_voice_1kHz_1s.wav
Output Gain: 24.04
Measure Window Start: 500ms
Measure Window Length: 1000ms
BWC applied: 0.16 dB
Device Reference Point: 0, 0, -6.3 mm

Cursor:
ABM1/ABM2 = 42.80 dB
ABM1 comp = 9.04 dBA/m
BWC Factor = 0.16 dB
Location: 11.7, -9.2, 3.7 mm
ABM2 = -26.57 dBA/m
Location: 25, 4.2, 3.7 mm



0 dB = 1.000 = 0.00 dB

LTE Band 26

Communication System: UID 0, @LTE (FDD) (0); Frequency: 831.5 MHz; Duty Cycle: 1:1
Phantom section: TCoil Section
DASY5 Configuration:
- Probe: AM1DV3 - 3083; ; Calibrated: 1/15/2019
- Sensor-Surface: 0mm (Fix Surface)
- Electronics: DAE4 Sn1540; Calibrated: 2/18/2019
- Phantom: HAC Test Arch with AMCC; Type: SD HAC P01 BB
- Measurement SW: DASY52, Version 52.8 (7);SEMCAD X Version 14.6.10 (7164)

T-Coil scan (scan for ANSI C63.19 2011 compliance)/LTE Band 26 16QAM Ch. 26865 RB 1/74 15 MHz BW EVS 5.9kbps_ANT 2/y (transversal) 4.2mm 50 x 50/ABM Interpolated SNR(x,y,z) (121x121x1): Interpolated grid: dx=1.000 mm, dy=1.000 mm

Signal Type: Audio File (.wav) 48k_voice_1kHz_1s.wav
Output Gain: 24.04
Measure Window Start: 500ms
Measure Window Length: 1000ms
BWC applied: 0.16 dB
Device Reference Point: 0, 0, -6.3 mm

Cursor:
ABM1/ABM2 = 42.07 dB
ABM1 comp = -1.24 dBA/m
BWC Factor = 0.16 dB
Location: 12.5, -4.2, 3.7 mm
ABM2 = -28.73 dBA/m
Location: 25, 25, 3.7 mm



0 dB = 1.000 = 0.00 dB

LTE Band 30

Communication System: UID 0, @LTE (FDD) (0); Frequency: 2310 MHz;Duty Cycle: 1:1

T-Coil scan (scan for ANSI C63.19 2011 compliance)/LTE Band 30 16QAM Ch. 27710 RB 1/49 10 MHz BW EVS 5.9kbps_ANT 4/z (axial) wideband at best S/N/ABM Freq Resp(x,y,z,f) (1x1x1): Measurement grid: dx=10mm, dy=10mm

Signal Type: Audio File (.wav) 48k_voice_300-3000_2s.wav
Output Gain: 47.15
Measure Window Start: 500ms
Measure Window Length: 2000ms
BWC applied: 10.80 dB
Device Reference Point: 0, 0, -6.3 mm

Category	Telephone parameters WD signal quality [(signal+noise)-to-noise ratio in decibels]
Category T1	0 dB to 10 dB
Category T2	10 dB to 20 dB
Category T3	20 dB to 30 dB
Category T4	> 30 dB

Cursor:
Diff = 1.29 dB
BWC Factor = 10.80 dB
Location: 11.7, -9.2, 3.7 mm

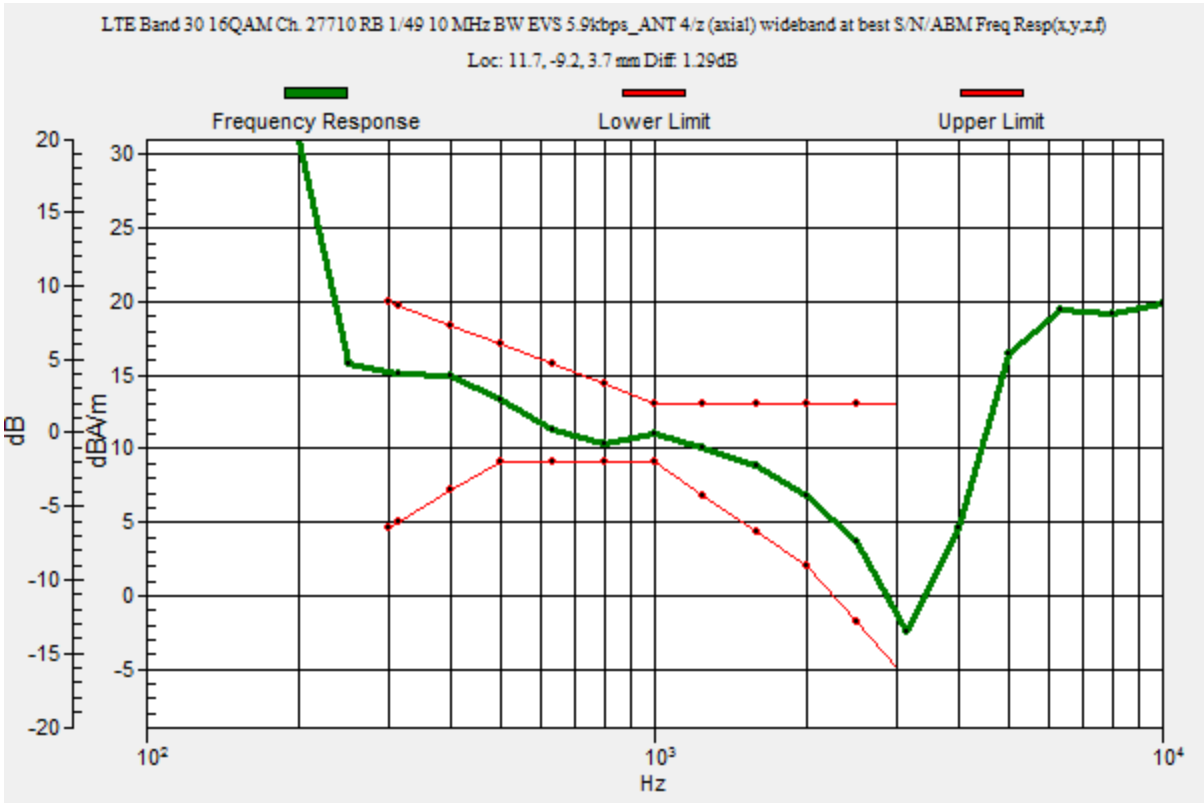

LTE Band 30

Communication System: UID 0, @LTE (FDD) (0); Frequency: 2310 MHz; Duty Cycle: 1:1
Phantom section: TCoil Section
DASY5 Configuration:
- Probe: AM1DV3 - 3083; ; Calibrated: 1/15/2019
- Sensor-Surface: 0mm (Fix Surface)
- Electronics: DAE4 Sn1540; Calibrated: 2/18/2019
- Phantom: HAC Test Arch with AMCC; Type: SD HAC P01 BB
- Measurement SW: DASY52, Version 52.8 (7);SEMCAD X Version 14.6.10 (7164)

T-Coil scan (scan for ANSI C63.19 2011 compliance)/LTE Band 30 16QAM Ch. 27710 RB 1/49 10 MHz BW EVS 5.9kbps_ANT 4/z (axial) Single Point/ABM SNR(x,y,z) (1x1x1):

Measurement grid: dx=10mm, dy=10mm
Signal Type: Audio File (.wav) 48k_voice_1kHz_1s.wav
Output Gain: 24.04
Measure Window Start: 500ms
Measure Window Length: 2000ms
BWC applied: 0.16 dB
Device Reference Point: 0, 0, -6.3 mm

Cursor:
ABM1/ABM2 = 39.54 dB
ABM1 comp = 7.04 dBA/m
BWC Factor = 0.16 dB
Location: 11.7, -9.2, 3.7 mm
ABM2 = -32.50 dBA/m
Location: 11.7, -9.2, 3.7 mm



0 dB = 1.000 = 0.00 dB

LTE Band 30

Communication System: UID 0, @LTE (FDD) (0); Frequency: 2310 MHz; Duty Cycle: 1:1
Phantom section: TCoil Section
DASY5 Configuration:
- Probe: AM1DV3 - 3083; ; Calibrated: 1/15/2019
- Sensor-Surface: 0mm (Fix Surface)
- Electronics: DAE4 Sn1540; Calibrated: 2/18/2019
- Phantom: HAC Test Arch with AMCC; Type: SD HAC P01 BB
- Measurement SW: DASY52, Version 52.8 (7);SEMCAD X Version 14.6.10 (7164)

T-Coil scan (scan for ANSI C63.19 2011 compliance)/LTE Band 30 16QAM Ch. 27710 RB 1/49 10 MHz BW EVS 5.9kbps_ANT 4/y (transversal) Single Point/ABM SNR(x,y,z) (1x1x1): Measurement grid: dx=10mm, dy=10mm

Signal Type: Audio File (.wav) 48k_voice_1kHz_1s.wav
Output Gain: 24.04
Measure Window Start: 500ms
Measure Window Length: 2000ms
BWC applied: 0.16 dB
Device Reference Point: 0, 0, -6.3 mm

Cursor:
ABM1/ABM2 = 41.21 dB
ABM1 comp = -1.63 dBA/m
BWC Factor = 0.16 dB
Location: 12.5, -4.1, 3.7 mm
ABM2 = -42.84 dBA/m
Location: 12.5, -4.1, 3.7 mm



0 dB = 1.000 = 0.00 dB

LTE Band 41

Communication System: UID 0, @LTE (TDD) (0); Frequency: 2506 MHz;Duty Cycle: 1:1.59956

T-Coil scan (scan for ANSI C63.19 2011 compliance)/LTE Band 41 QPSK Ch. 39750 RB 1/49 20 MHz BW EVS 5.9kbps_ANT 2/z (axial) wideband at best S/N/ABM Freq Resp(x,y,z,f) (1x1x1): Measurement grid: dx=10mm, dy=10mm

Signal Type: Audio File (.wav) 48k_voice_300-3000_2s.wav
Output Gain: 47.15
Measure Window Start: 500ms
Measure Window Length: 2000ms
BWC applied: 10.80 dB
Device Reference Point: 0, 0, -6.3 mm

Category	Telephone parameters WD signal quality [(signal+noise)-to-noise ratio in decibels]
Category T1	0 dB to 10 dB
Category T2	10 dB to 20 dB
Category T3	20 dB to 30 dB
Category T4	> 30 dB

Cursor:
Diff = 0.99 dB
BWC Factor = 10.80 dB
Location: 4.2, -8.5, 3.7 mm

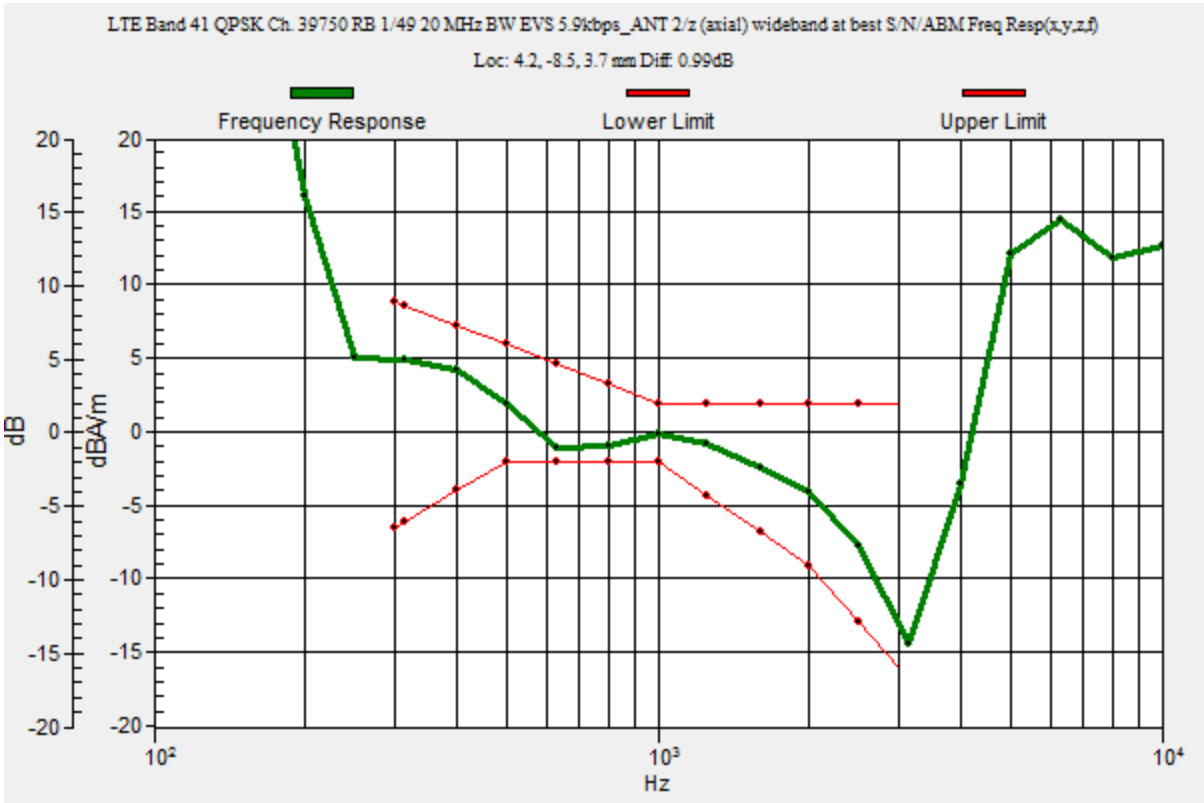

LTE Band 41

Communication System: UID 0, @LTE (TDD) (0); Frequency: 2506 MHz; Duty Cycle: 1:1.59956
Phantom section: TCoil Section
DASY5 Configuration:
- Probe: AM1DV3 - 3083; ; Calibrated: 1/15/2019
- Sensor-Surface: 0mm (Fix Surface)
- Electronics: DAE4 Sn1540; Calibrated: 2/18/2019
- Phantom: HAC Test Arch with AMCC; Type: SD HAC P01 BB
- Measurement SW: DASY52, Version 52.8 (7);SEMCAD X Version 14.6.10 (7164)

T-Coil scan (scan for ANSI C63.19 2011 compliance)/LTE Band 41 QPSK Ch. 39750 RB 1/49 20 MHz BW EVS 5.9kbps_ANT 2/z (axial) 4.2mm Single Point/ABM SNR(x,y,z) (1x1x1): Measurement grid: dx=10mm, dy=10mm

Signal Type: Audio File (.wav) 48k_voice_1kHz_1s.wav
Output Gain: 24.04
Measure Window Start: 500ms
Measure Window Length: 1000ms
BWC applied: 0.16 dB
Device Reference Point: 0, 0, -6.3 mm

Cursor:
ABM1/ABM2 = 32.41 dB
ABM1 comp = -1.64 dBA/m
BWC Factor = 0.16 dB
Location: 4.2, -8.5, 3.7 mm
ABM2 = -34.05 dBA/m
Location: 4.2, -8.5, 3.7 mm



0 dB = 1.000 = 0.00 dB

LTE Band 41

Communication System: UID 0, @LTE (TDD) (0); Frequency: 2506 MHz; Duty Cycle: 1:1.59956
Phantom section: TCoil Section
DASY5 Configuration:
- Probe: AM1DV3 - 3083; ; Calibrated: 1/15/2019
- Sensor-Surface: 0mm (Fix Surface)
- Electronics: DAE4 Sn1540; Calibrated: 2/18/2019
- Phantom: HAC Test Arch with AMCC; Type: SD HAC P01 BB
- Measurement SW: DASY52, Version 52.8 (7);SEMCAD X Version 14.6.10 (7164)

T-Coil scan (scan for ANSI C63.19 2011 compliance)/LTE Band 41 QPSK Ch. 39750 RB 1/49 20 MHz BW EVS 5.9kbps_ANT 2/y (transversal) 4.2mm Single Point 2/ABM SNR(x,y,z) (1x1x1): Measurement grid: dx=10mm, dy=10mm

Signal Type: Audio File (.wav) 48k_voice_1kHz_1s.wav
Output Gain: 24.04
Measure Window Start: 500ms
Measure Window Length: 1000ms
BWC applied: 0.16 dB
Device Reference Point: 0, 0, -6.3 mm

Cursor:
ABM1/ABM2 = 30.18 dB
ABM1 comp = -6.94 dBA/m
BWC Factor = 0.16 dB
Location: 5.2, -16.1, 3.7 mm
ABM2 = -37.12 dBA/m
Location: 5.2, -16.1, 3.7 mm



0 dB = 1.000 = 0.00 dB

LTE Band 48

Communication System: UID 0, @LTE (TDD) (0); Frequency: 3560 MHz;Duty Cycle: 1:1.59956

T-Coil scan (scan for ANSI C63.19 2011 compliance)/LTE Band 48 QPSK Ch. 55340 RB 1/49 20 MHz BW EVS 5.9kbps_ANT 1/z (axial) wideband at best S/N/ABM Freq Resp(x,y,z,f) (1x1x1): Measurement grid: dx=10mm, dy=10mm

Signal Type: Audio File (.wav) 48k_voice_300-3000_2s.wav
Output Gain: 47.15
Measure Window Start: 500ms
Measure Window Length: 2000ms
BWC applied: 10.80 dB
Device Reference Point: 0, 0, -6.3 mm

Category	Telephone parameters WD signal quality [(signal+noise)-to-noise ratio in decibels]
Category T1	0 dB to 10 dB
Category T2	10 dB to 20 dB
Category T3	20 dB to 30 dB
Category T4	> 30 dB

Cursor:
Diff = 1.03 dB
BWC Factor = 10.80 dB
Location: 10.5, -11.8, 3.7 mm

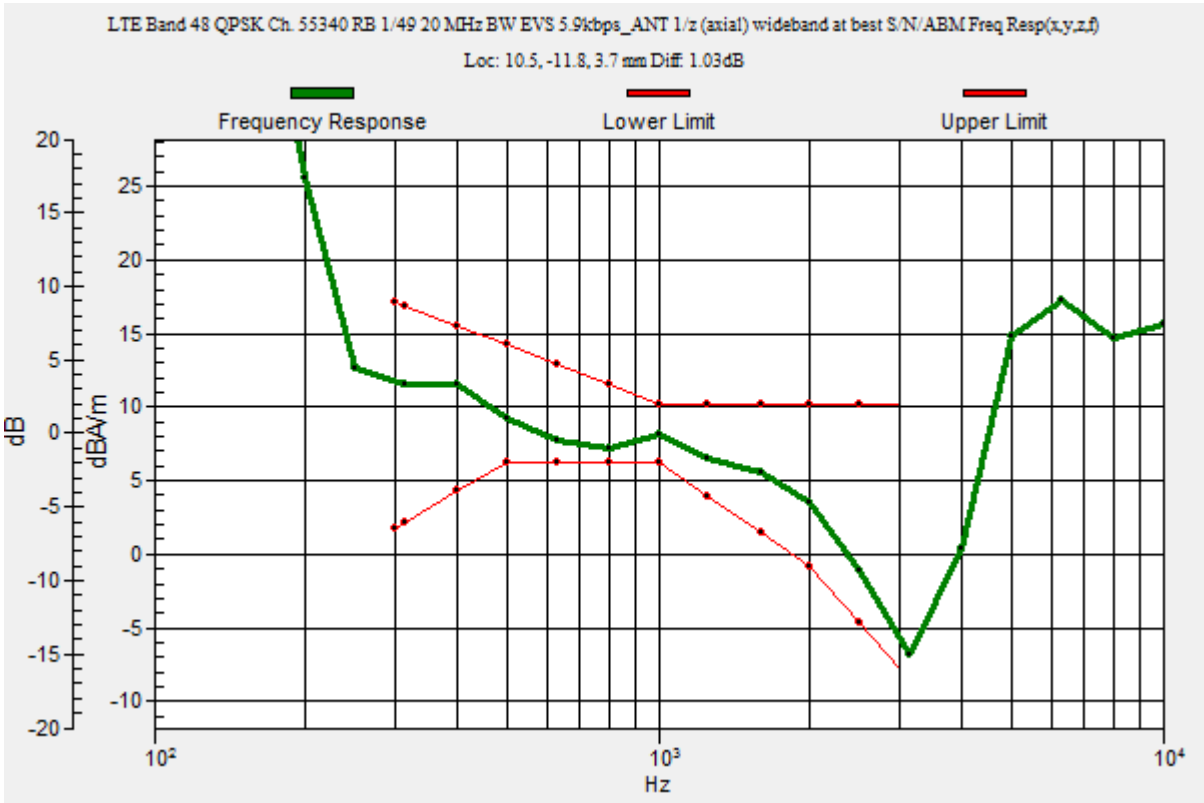

LTE Band 48

Communication System: UID 0, @LTE (TDD) (0); Frequency: 3560 MHz; Duty Cycle: 1:1.59956
Phantom section: TCoil Section
DASY5 Configuration:
- Probe: AM1DV3 - 3083; ; Calibrated: 1/15/2019
- Sensor-Surface: 0mm (Fix Surface)
- Electronics: DAE4 Sn1540; Calibrated: 2/18/2019
- Phantom: HAC Test Arch with AMCC; Type: SD HAC P01 BB
- Measurement SW: DASY52, Version 52.8 (7);SEMCAD X Version 14.6.10 (7164)

T-Coil scan (scan for ANSI C63.19 2011 compliance)/LTE Band 48 QPSK Ch. 55340 RB 1/49 20 MHz BW EVS 5.9kbps_ANT 1/z (axial) Single Point/ABM SNR(x,y,z) (1x1x1):

Measurement grid: dx=10mm, dy=10mm
Signal Type: Audio File (.wav) 48k_voice_1kHz_1s.wav
Output Gain: 24.04
Measure Window Start: 500ms
Measure Window Length: 2000ms
BWC applied: 0.16 dB
Device Reference Point: 0, 0, -6.3 mm

Cursor:
ABM1/ABM2 = 37.38 dB
ABM1 comp = 6.61 dBA/m
BWC Factor = 0.16 dB
Location: 10.5, -11.8, 3.7 mm
ABM2 = -30.78 dBA/m
Location: 10.5, -11.8, 3.7 mm



0 dB = 1.000 = 0.00 dB

LTE Band 48

Communication System: UID 0, @LTE (TDD) (0); Frequency: 3560 MHz; Duty Cycle: 1:1.59956
Phantom section: TCoil Section
DASY5 Configuration:
- Probe: AM1DV3 - 3083; ; Calibrated: 1/15/2019
- Sensor-Surface: 0mm (Fix Surface)
- Electronics: DAE4 Sn1540; Calibrated: 2/18/2019
- Phantom: HAC Test Arch with AMCC; Type: SD HAC P01 BB
- Measurement SW: DASY52, Version 52.8 (7);SEMCAD X Version 14.6.10 (7164)

T-Coil scan (scan for ANSI C63.19 2011 compliance)/LTE Band 48 QPSK Ch. 55340 RB 1/49 20 MHz BW EVS 5.9kbps_ANT 1/y (transversal) Single Point/ABM SNR(x,y,z) (1x1x1): Measurement grid: dx=10mm, dy=10mm

Signal Type: Audio File (.wav) 48k_voice_1kHz_1s.wav
Output Gain: 24.04
Measure Window Start: 500ms
Measure Window Length: 2000ms
BWC applied: 0.16 dB
Device Reference Point: 0, 0, -6.3 mm

Cursor:
ABM1/ABM2 = 35.96 dB
ABM1 comp = -3.26 dBA/m
BWC Factor = 0.16 dB
Location: 8.7, -17, 3.7 mm
ABM2 = -39.22 dBA/m
Location: 8.7, -17, 3.7 mm



0 dB = 1.000 = 0.00 dB

LTE Band 66

Communication System: UID 0, @LTE (FDD) (0); Frequency: 1745 MHz;Duty Cycle: 1:1

T-Coil scan (scan for ANSI C63.19 2011 compliance)/LTE Band 66 16QAM Ch. 132322 RB 1/99 20 MHz BW EVS 5.9kbps_ANT 4/z (axial) wideband at best S/N/ABM Freq Resp(x,y,z,f) (1x1x1): Measurement grid: dx=10mm, dy=10mm

Signal Type: Audio File (.wav) 48k_voice_300-3000_2s.wav
Output Gain: 47.15
Measure Window Start: 500ms
Measure Window Length: 2000ms
BWC applied: 10.80 dB
Device Reference Point: 0, 0, -6.3 mm

Category	Telephone parameters WD signal quality [(signal+noise)-to-noise ratio in decibels]
Category T1	0 dB to 10 dB
Category T2	10 dB to 20 dB
Category T3	20 dB to 30 dB
Category T4	> 30 dB

Cursor:
Diff = 1.14 dB
BWC Factor = 10.80 dB
Location: 11.7, -9.2, 3.7 mm

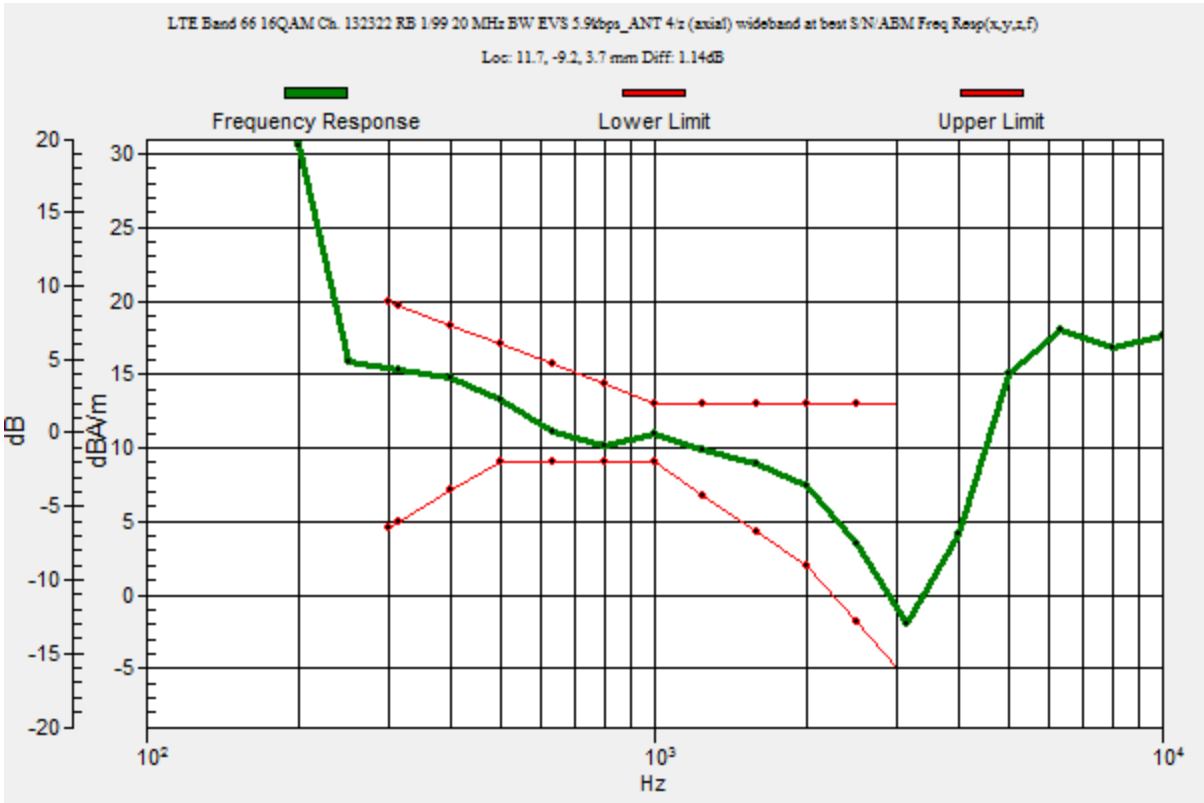

LTE Band 66

Communication System: UID 0, @LTE (FDD) (0); Frequency: 1745 MHz; Duty Cycle: 1:1
Phantom section: TCoil Section
DASY5 Configuration:
- Probe: AM1DV3 - 3083; ; Calibrated: 1/15/2019
- Sensor-Surface: 0mm (Fix Surface)
- Electronics: DAE4 Sn1540; Calibrated: 2/18/2019
- Phantom: HAC Test Arch with AMCC; Type: SD HAC P01 BB
- Measurement SW: DASY52, Version 52.8 (7);SEMCAD X Version 14.6.10 (7164)

T-Coil scan (scan for ANSI C63.19 2011 compliance)/LTE Band 66 16QAM Ch. 132322 RB 1/99 20 MHz BW EVS 5.9kbps_ANT 4/z (axial) Single Point/ABM SNR(x,y,z) (1x1x1):

Measurement grid: dx=10mm, dy=10mm
Signal Type: Audio File (.wav) 48k_voice_1kHz_1s.wav
Output Gain: 24.04
Measure Window Start: 500ms
Measure Window Length: 2000ms
BWC applied: 0.16 dB
Device Reference Point: 0, 0, -6.3 mm

Cursor:
ABM1/ABM2 = 42.55 dB
ABM1 comp = 9.01 dBA/m
BWC Factor = 0.16 dB
Location: 11.7, -9.2, 3.7 mm
ABM2 = -33.54 dBA/m
Location: 11.7, -9.2, 3.7 mm



0 dB = 1.000 = 0.00 dB

LTE Band 66

Communication System: UID 0, @LTE (FDD) (0); Frequency: 1745 MHz; Duty Cycle: 1:1
Phantom section: TCoil Section
DASY5 Configuration:
- Probe: AM1DV3 - 3083; ; Calibrated: 1/15/2019
- Sensor-Surface: 0mm (Fix Surface)
- Electronics: DAE4 Sn1540; Calibrated: 2/18/2019
- Phantom: HAC Test Arch with AMCC; Type: SD HAC P01 BB
- Measurement SW: DASY52, Version 52.8 (7);SEMCAD X Version 14.6.10 (7164)

T-Coil scan (scan for ANSI C63.19 2011 compliance)/LTE Band 66 16QAM Ch. 132322 RB 1/99 20 MHz BW EVS 5.9kbps_ANT 4/y (transversal) Single Point/ABM SNR(x,y,z) (1x1x1): Measurement grid: dx=10mm, dy=10mm

Signal Type: Audio File (.wav) 48k_voice_1kHz_1s.wav
Output Gain: 24.04
Measure Window Start: 500ms
Measure Window Length: 2000ms
BWC applied: 0.16 dB
Device Reference Point: 0, 0, -6.3 mm

Cursor:
ABM1/ABM2 = 38.10 dB
ABM1 comp = -5.04 dBA/m
BWC Factor = 0.16 dB
Location: 12.5, -4.1, 3.7 mm
ABM2 = -43.15 dBA/m
Location: 12.5, -4.1, 3.7 mm



0 dB = 1.000 = 0.00 dB

802.11b

Communication System: UID 0, @IEEE 802.11b/g/n 2.4 GHz Band (0); Frequency: 2437 MHz;Duty Cycle: 1:1

T-Coil scan (scan for ANSI C63.19 2011 compliance)/802.11b 5.5Mbps Ch. 6 20MHz BW AMR-NB 4.75kbps_ANT 4/z (axial) wideband at best S/N/ABM Freq Resp(x,y,z,f) (1x1x1):

Measurement grid: dx=10mm, dy=10mm
Signal Type: Audio File (.wav) 48k_voice_300-3000_2s.wav
Output Gain: 29.75
Measure Window Start: 500ms
Measure Window Length: 2000ms
BWC applied: 10.80 dB
Device Reference Point: 0, 0, -6.3 mm

Category	Telephone parameters WD signal quality [(signal+noise)-to-noise ratio in decibels]
Category T1	0 dB to 10 dB
Category T2	10 dB to 20 dB
Category T3	20 dB to 30 dB
Category T4	> 30 dB

Cursor:
Diff = 0.49 dB
BWC Factor = 10.80 dB
Location: 12.2, -12.3, 3.7 mm

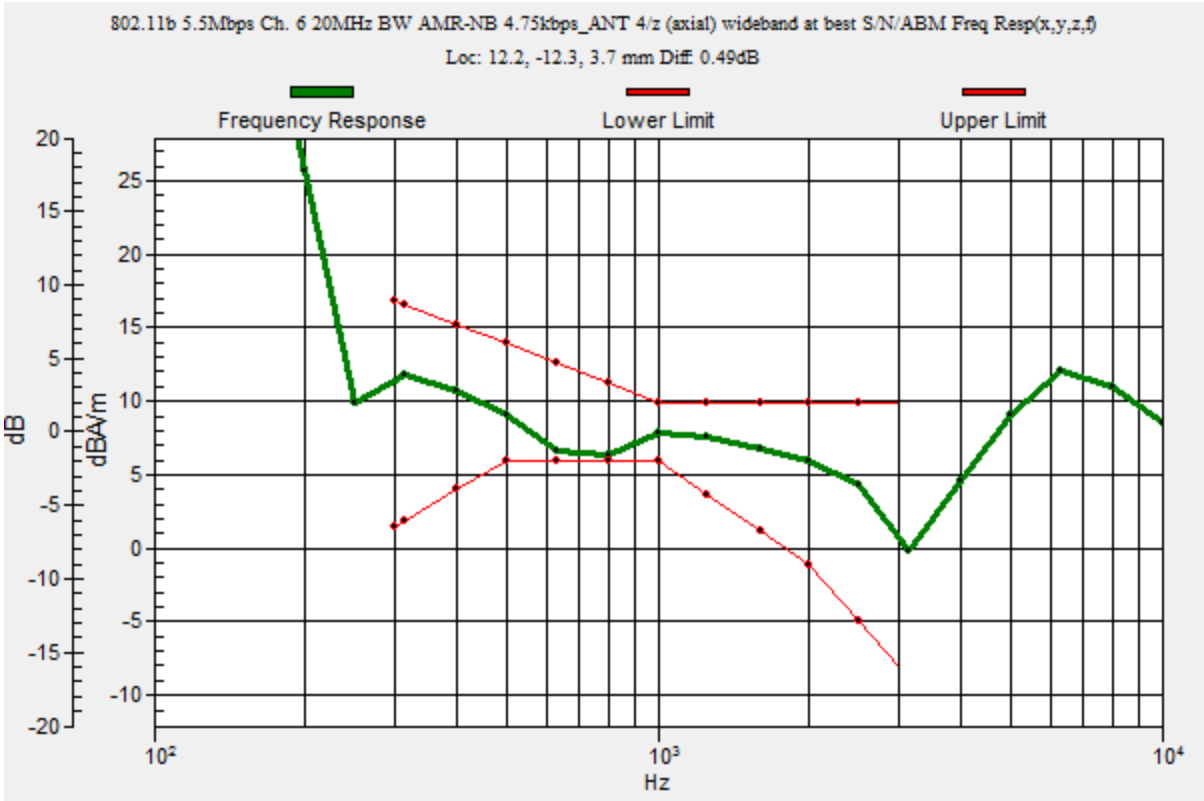

802.11b

Communication System: UID 0, @IEEE 802.11b/g/n 2.4 GHz Band (0); Frequency: 2437 MHz; Duty Cycle: 1:1
Phantom section: TCoil Section
DASY5 Configuration:
- Probe: AM1DV3 - 3083; ; Calibrated: 1/15/2019
- Sensor-Surface: 0mm (Fix Surface)
- Electronics: DAE4 Sn1540; Calibrated: 2/18/2019
- Phantom: HAC Test Arch with AMCC; Type: SD HAC P01 BB
- Measurement SW: DASY52, Version 52.8 (7);SEMCAD X Version 14.6.10 (7164)

T-Coil scan (scan for ANSI C63.19 2011 compliance)/802.11b 5.5Mbps Ch. 6 20MHz BW AMR-NB 4.75kbps_ANT 4/z (axial) 4.2mm 50 x 50/ABM Interpolated SNR(x,y,z) (121x121x1): Interpolated grid: dx=1.000 mm, dy=1.000 mm

Signal Type: Audio File (.wav) 48k_voice_1kHz_1s.wav
Output Gain: 15.17
Measure Window Start: 500ms
Measure Window Length: 1000ms
BWC applied: 0.16 dB
Device Reference Point: 0, 0, -6.3 mm

Cursor:
ABM1/ABM2 = 41.99 dB
ABM1 comp = 6.27 dBA/m
BWC Factor = 0.16 dB
Location: 12.1, -12.5, 3.7 mm
ABM2 = -24.73 dBA/m
Location: 8.3, 25, 3.7 mm



0 dB = 1.000 = 0.00 dB

802.11b

Communication System: UID 0, @IEEE 802.11b/g/n 2.4 GHz Band (0); Frequency: 2437 MHz; Duty Cycle: 1:1
Phantom section: TCoil Section
DASY5 Configuration:
- Probe: AM1DV3 - 3083; ; Calibrated: 1/15/2019
- Sensor-Surface: 0mm (Fix Surface)
- Electronics: DAE4 Sn1540; Calibrated: 2/18/2019
- Phantom: HAC Test Arch with AMCC; Type: SD HAC P01 BB
- Measurement SW: DASY52, Version 52.8 (7);SEMCAD X Version 14.6.10 (7164)

T-Coil scan (scan for ANSI C63.19 2011 compliance)/802.11b 5.5Mbps Ch. 6 20MHz BW AMR-NB 4.75kbps_ANT 4/y (transversal) 4.2mm 50 x 50/ABM Interpolated SNR(x,y,z) (121x121x1): Interpolated grid: dx=1.000 mm, dy=1.000 mm

Signal Type: Audio File (.wav) 48k_voice_1kHz_1s.wav
Output Gain: 15.17
Measure Window Start: 500ms
Measure Window Length: 1000ms
BWC applied: 0.16 dB
Device Reference Point: 0, 0, -6.3 mm

Cursor:
ABM1/ABM2 = 36.70 dB
ABM1 comp = -3.68 dBA/m
BWC Factor = 0.16 dB
Location: 12.1, -2.1, 3.7 mm
ABM2 = -27.64 dBA/m
Location: 25, 25, 3.7 mm



0 dB = 1.000 = 0.00 dB

802.11n HT40

Communication System: UID 0, @IEEE 802.11a/n/ac 5 GHz Band (0); Frequency: 5190 MHz;Duty Cycle: 1:1

T-Coil scan (scan for ANSI C63.19 2011 compliance)/802.11nHT40 MCS3 54Mbps Ch. 38 40MHz BW EVS 9.6kbps_ANT 5/z (axial) wideband at best S/N/ABM Freq Resp(x,y,z,f) (1x1x1): Measurement grid: dx=10mm, dy=10mm

Signal Type: Audio File (.wav) 48k_voice_300-3000_2s.wav
Output Gain: 29.75
Measure Window Start: 500ms
Measure Window Length: 2000ms
BWC applied: 10.80 dB
Device Reference Point: 0, 0, -6.3 mm

Category	Telephone parameters WD signal quality [(signal+noise)-to-noise ratio in decibels]
Category T1	0 dB to 10 dB
Category T2	10 dB to 20 dB
Category T3	20 dB to 30 dB
Category T4	> 30 dB

Cursor:
Diff = 0.68 dB
BWC Factor = 10.80 dB
Location: 12.7, -11.8, 3.7 mm

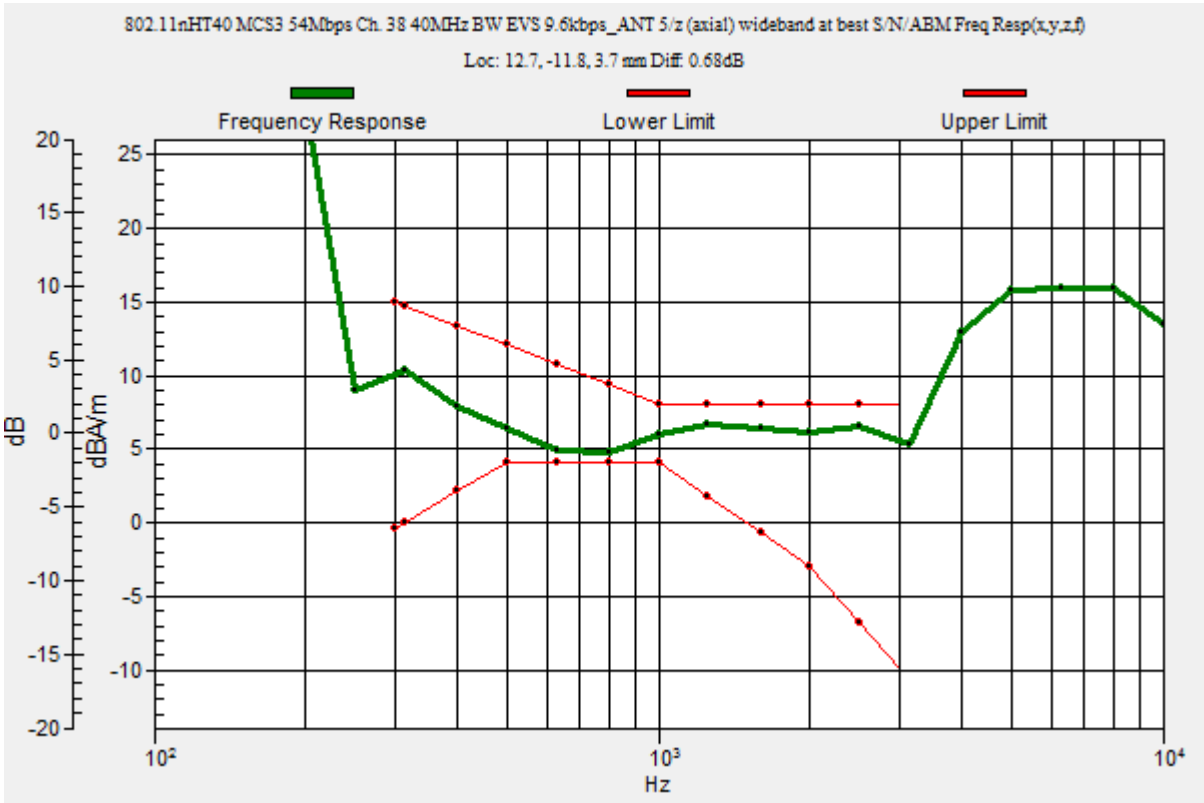

802.11n HT40

Communication System: UID 0, @IEEE 802.11a/n/ac 5 GHz Band (0); Frequency: 5190 MHz; Duty Cycle: 1:1
Phantom section: TCoil Section
DASY5 Configuration:
- Probe: AM1DV3 - 3083; ; Calibrated: 1/15/2019
- Sensor-Surface: 0mm (Fix Surface)
- Electronics: DAE4 Sn1540; Calibrated: 2/18/2019
- Phantom: HAC Test Arch with AMCC; Type: SD HAC P01 BB
- Measurement SW: DASY52, Version 52.8 (7);SEMCAD X Version 14.6.10 (7164)

T-Coil scan (scan for ANSI C63.19 2011 compliance)/802.11nHT40 MCS3 54Mbps Ch. 38 40MHz BW EVS 9.6kbps_ANT 5/z (axial) 4.2mm 50 x 50/ABM Interpolated SNR(x,y,z) (121x121x1): Interpolated grid: dx=1.000 mm, dy=1.000 mm

Signal Type: Audio File (.wav) 48k_voice_1kHz_1s.wav
Output Gain: 15.17
Measure Window Start: 500ms
Measure Window Length: 1000ms
BWC applied: 0.16 dB
Device Reference Point: 0, 0, -6.3 mm

Cursor:
ABM1/ABM2 = 41.18 dB
ABM1 comp = 5.52 dBA/m
BWC Factor = 0.16 dB
Location: 12.5, -11.7, 3.7 mm
ABM2 = -33.27 dBA/m
Location: 25, 4.2, 3.7 mm



0 dB = 1.000 = 0.00 dB

802.11n HT40

Communication System: UID 0, @IEEE 802.11a/n/ac 5 GHz Band (0); Frequency: 5190 MHz; Duty Cycle: 1:1
Phantom section: TCoil Section
DASY5 Configuration:
- Probe: AM1DV3 - 3083; ; Calibrated: 1/15/2019
- Sensor-Surface: 0mm (Fix Surface)
- Electronics: DAE4 Sn1540; Calibrated: 2/18/2019
- Phantom: HAC Test Arch with AMCC; Type: SD HAC P01 BB
- Measurement SW: DASY52, Version 52.8 (7);SEMCAD X Version 14.6.10 (7164)

T-Coil scan (scan for ANSI C63.19 2011 compliance)/802.11nHT40 MCS3 54Mbps Ch. 38 40MHz BW EVS 9.6kbps_ANT 5/y (transversal) 4.2mm 50 x 50/ABM Interpolated SNR(x,y,z) (121x121x1): Interpolated grid: dx=1.000 mm, dy=1.000 mm

Signal Type: Audio File (.wav) 48k_voice_1kHz_1s.wav
Output Gain: 15.17
Measure Window Start: 500ms
Measure Window Length: 1000ms
BWC applied: 0.16 dB
Device Reference Point: 0, 0, -6.3 mm

Cursor:
ABM1/ABM2 = 38.24 dB
ABM1 comp = -5.18 dBA/m
BWC Factor = 0.16 dB
Location: 13.3, -2.9, 3.7 mm
ABM2 = -33.86 dBA/m
Location: 25, 25, 3.7 mm



0 dB = 1.000 = 0.00 dB

802.11n HT40

Communication System: UID 0, @IEEE 802.11a/n/ac 5 GHz Band (0); Frequency: 5270 MHz;Duty Cycle: 1:1

T-Coil scan (scan for ANSI C63.19 2011 compliance)/802.11nHT40 MCS3 54Mbps Ch. 54 40MHz BW EVS 9.6kbps_ANT 5/z (axial) wideband at best S/N/ABM Freq Resp(x,y,z,f) (1x1x1): Measurement grid: dx=10mm, dy=10mm

Signal Type: Audio File (.wav) 48k_voice_300-3000_2s.wav
Output Gain: 29.75
Measure Window Start: 500ms
Measure Window Length: 2000ms
BWC applied: 10.80 dB
Device Reference Point: 0, 0, -6.3 mm

Category	Telephone parameters WD signal quality [(signal+noise)-to-noise ratio in decibels]
Category T1	0 dB to 10 dB
Category T2	10 dB to 20 dB
Category T3	20 dB to 30 dB
Category T4	> 30 dB

Cursor:
Diff = 1.19 dB
BWC Factor = 10.80 dB
Location: 12.8, -12.4, 3.7 mm

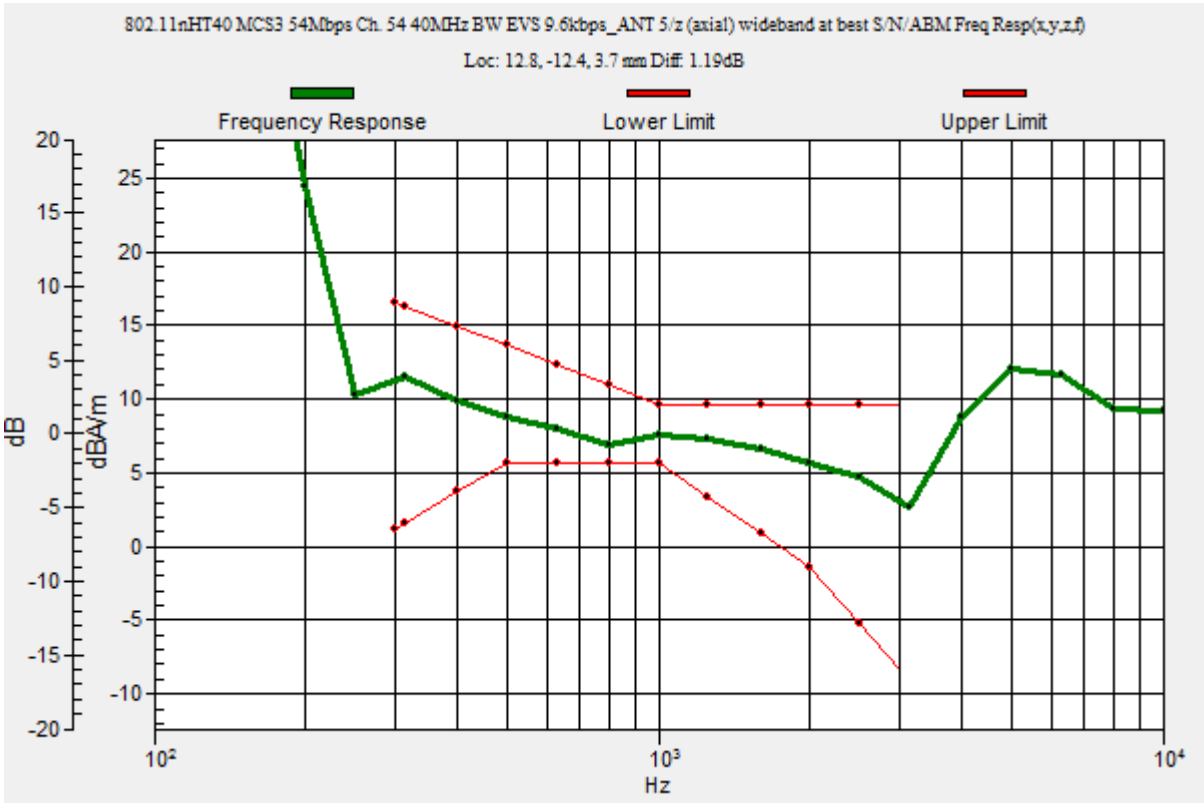

802.11n HT40

Communication System: UID 0, @IEEE 802.11a/n/ac 5 GHz Band (0); Frequency: 5270 MHz; Duty Cycle: 1:1
Phantom section: TCoil Section
DASY5 Configuration:
- Probe: AM1DV3 - 3083; ; Calibrated: 1/15/2019
- Sensor-Surface: 0mm (Fix Surface)
- Electronics: DAE4 Sn1540; Calibrated: 2/18/2019
- Phantom: HAC Test Arch with AMCC; Type: SD HAC P01 BB
- Measurement SW: DASY52, Version 52.8 (7);SEMCAD X Version 14.6.10 (7164)

T-Coil scan (scan for ANSI C63.19 2011 compliance)/802.11nHT40 MCS3 54Mbps Ch. 54 40MHz BW EVS 9.6kbps_ANT 5/z (axial) 4.2mm 50 x 50/ABM Interpolated SNR(x,y,z) (121x121x1): Interpolated grid: dx=1.000 mm, dy=1.000 mm

Signal Type: Audio File (.wav) 48k_voice_1kHz_1s.wav
Output Gain: 15.17
Measure Window Start: 500ms
Measure Window Length: 1000ms
BWC applied: 0.16 dB
Device Reference Point: 0, 0, -6.3 mm

Cursor:
ABM1/ABM2 = 44.18 dB
ABM1 comp = 7.59 dBA/m
BWC Factor = 0.16 dB
Location: 12.9, -12.5, 3.7 mm
ABM2 = -34.21 dBA/m
Location: 20.8, 4.2, 3.7 mm



0 dB = 1.000 = 0.00 dB

802.11n HT40

Communication System: UID 0, @IEEE 802.11a/n/ac 5 GHz Band (0); Frequency: 5270 MHz; Duty Cycle: 1:1
Phantom section: TCoil Section
DASY5 Configuration:
- Probe: AM1DV3 - 3083; ; Calibrated: 1/15/2019
- Sensor-Surface: 0mm (Fix Surface)
- Electronics: DAE4 Sn1540; Calibrated: 2/18/2019
- Phantom: HAC Test Arch with AMCC; Type: SD HAC P01 BB
- Measurement SW: DASY52, Version 52.8 (7);SEMCAD X Version 14.6.10 (7164)

T-Coil scan (scan for ANSI C63.19 2011 compliance)/802.11nHT40 MCS3 54Mbps Ch. 54 40MHz BW EVS 9.6kbps_ANT 5/y (transversal) 4.2mm 50 x 50/ABM Interpolated SNR(x,y,z) (121x121x1): Interpolated grid: dx=1.000 mm, dy=1.000 mm

Signal Type: Audio File (.wav) 48k_voice_1kHz_1s.wav
Output Gain: 15.17
Measure Window Start: 500ms
Measure Window Length: 1000ms
BWC applied: 0.16 dB
Device Reference Point: 0, 0, -6.3 mm

Cursor:
ABM1/ABM2 = 41.89 dB
ABM1 comp = -2.32 dBA/m
BWC Factor = 0.16 dB
Location: 9.6, -17.1, 3.7 mm
ABM2 = -34.07 dBA/m
Location: 20.8, 12.5, 3.7 mm



0 dB = 1.000 = 0.00 dB

802.11n HT40

Communication System: UID 0, @IEEE 802.11a/n/ac 5 GHz Band (0); Frequency: 5510 MHz;Duty Cycle: 1:1

T-Coil scan (scan for ANSI C63.19 2011 compliance)/802.11nHT40 MCS3 54Mbps Ch. 102 40MHz BW EVS 9.6kbps_ANT 5/z (axial) wideband at best S/N/ABM Freq Resp(x,y,z,f) (1x1x1): Measurement grid: dx=10mm, dy=10mm

Signal Type: Audio File (.wav) 48k_voice_300-3000_2s.wav
Output Gain: 29.75
Measure Window Start: 500ms
Measure Window Length: 2000ms
BWC applied: 10.80 dB
Device Reference Point: 0, 0, -6.3 mm

Category	Telephone parameters WD signal quality [(signal+noise)-to-noise ratio in decibels]
Category T1	0 dB to 10 dB
Category T2	10 dB to 20 dB
Category T3	20 dB to 30 dB
Category T4	> 30 dB

Cursor:
Diff = 1.00 dB
BWC Factor = 10.80 dB
Location: 12.6, -14.1, 3.7 mm

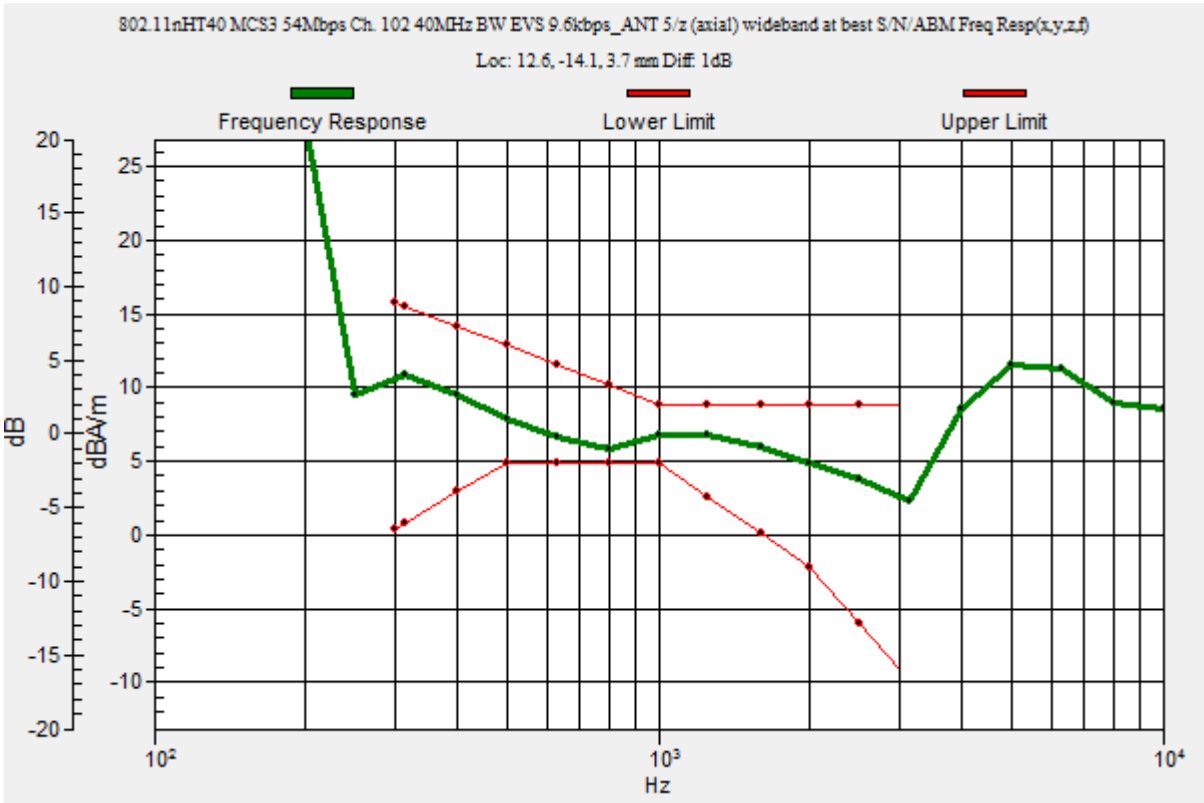

802.11n HT40

Communication System: UID 0, @IEEE 802.11a/n/ac 5 GHz Band (0); Frequency: 5510 MHz; Duty Cycle: 1:1
Phantom section: TCoil Section
DASY5 Configuration:
- Probe: AM1DV3 - 3083; ; Calibrated: 1/15/2019
- Sensor-Surface: 0mm (Fix Surface)
- Electronics: DAE4 Sn1540; Calibrated: 2/18/2019
- Phantom: HAC Test Arch with AMCC; Type: SD HAC P01 BB
- Measurement SW: DASY52, Version 52.8 (7);SEMCAD X Version 14.6.10 (7164)

T-Coil scan (scan for ANSI C63.19 2011 compliance)/802.11nHT40 MCS3 54Mbps Ch. 102 40MHz BW EVS 9.6kbps_ANT 5/z (axial) 4.2mm 50 x 50/ABM Interpolated SNR(x,y,z) (121x121x1): Interpolated grid: dx=1.000 mm, dy=1.000 mm

Signal Type: Audio File (.wav) 48k_voice_1kHz_1s.wav
Output Gain: 15.17
Measure Window Start: 500ms
Measure Window Length: 1000ms
BWC applied: 0.16 dB
Device Reference Point: 0, 0, -6.3 mm

Cursor:
ABM1/ABM2 = 43.35 dB
ABM1 comp = 5.84 dBA/m
BWC Factor = 0.16 dB
Location: 12.5, -14.2, 3.7 mm
ABM2 = -33.75 dBA/m
Location: 25, 4.2, 3.7 mm



0 dB = 1.000 = 0.00 dB

802.11n HT40

Communication System: UID 0, @IEEE 802.11a/n/ac 5 GHz Band (0); Frequency: 5510 MHz; Duty Cycle: 1:1
Phantom section: TCoil Section
DASY5 Configuration:
- Probe: AM1DV3 - 3083; ; Calibrated: 1/15/2019
- Sensor-Surface: 0mm (Fix Surface)
- Electronics: DAE4 Sn1540; Calibrated: 2/18/2019
- Phantom: HAC Test Arch with AMCC; Type: SD HAC P01 BB
- Measurement SW: DASY52, Version 52.8 (7);SEMCAD X Version 14.6.10 (7164)

T-Coil scan (scan for ANSI C63.19 2011 compliance)/802.11nHT40 MCS3 54Mbps Ch. 102 40MHz BW EVS 9.6kbps_ANT 5/y (transversal) 4.2mm 50 x 50/ABM Interpolated SNR(x,y,z) (121x121x1): Interpolated grid: dx=1.000 mm, dy=1.000 mm

Signal Type: Audio File (.wav) 48k_voice_1kHz_1s.wav
Output Gain: 15.17
Measure Window Start: 500ms
Measure Window Length: 1000ms
BWC applied: 0.16 dB
Device Reference Point: 0, 0, -6.3 mm

Cursor:
ABM1/ABM2 = 40.95 dB
ABM1 comp = -2.53 dBA/m
BWC Factor = 0.16 dB
Location: 10.4, -17.5, 3.7 mm
ABM2 = -34.10 dBA/m
Location: 20.8, 12.5, 3.7 mm



0 dB = 1.000 = 0.00 dB

802.11n HT40

Communication System: UID 0, @IEEE 802.11a/n/ac 5 GHz Band (0); Frequency: 5755 MHz;Duty Cycle: 1:1

T-Coil scan (scan for ANSI C63.19 2011 compliance)/802.11nHT40 MCS3 54Mbps Ch. 151 40MHz BW EVS 9.6kbps_ANT 5/z (axial) wideband at best S/N/ABM Freq Resp(x,y,z,f) (1x1x1): Measurement grid: dx=10mm, dy=10mm

Signal Type: Audio File (.wav) 48k_voice_300-3000_2s.wav
Output Gain: 29.75
Measure Window Start: 500ms
Measure Window Length: 2000ms
BWC applied: 10.80 dB
Device Reference Point: 0, 0, -6.3 mm

Category	Telephone parameters WD signal quality [(signal+noise)-to-noise ratio in decibels]
Category T1	0 dB to 10 dB
Category T2	10 dB to 20 dB
Category T3	20 dB to 30 dB
Category T4	> 30 dB

Cursor:
Diff = 1.18 dB
BWC Factor = 10.80 dB
Location: 13, -13.7, 3.7 mm

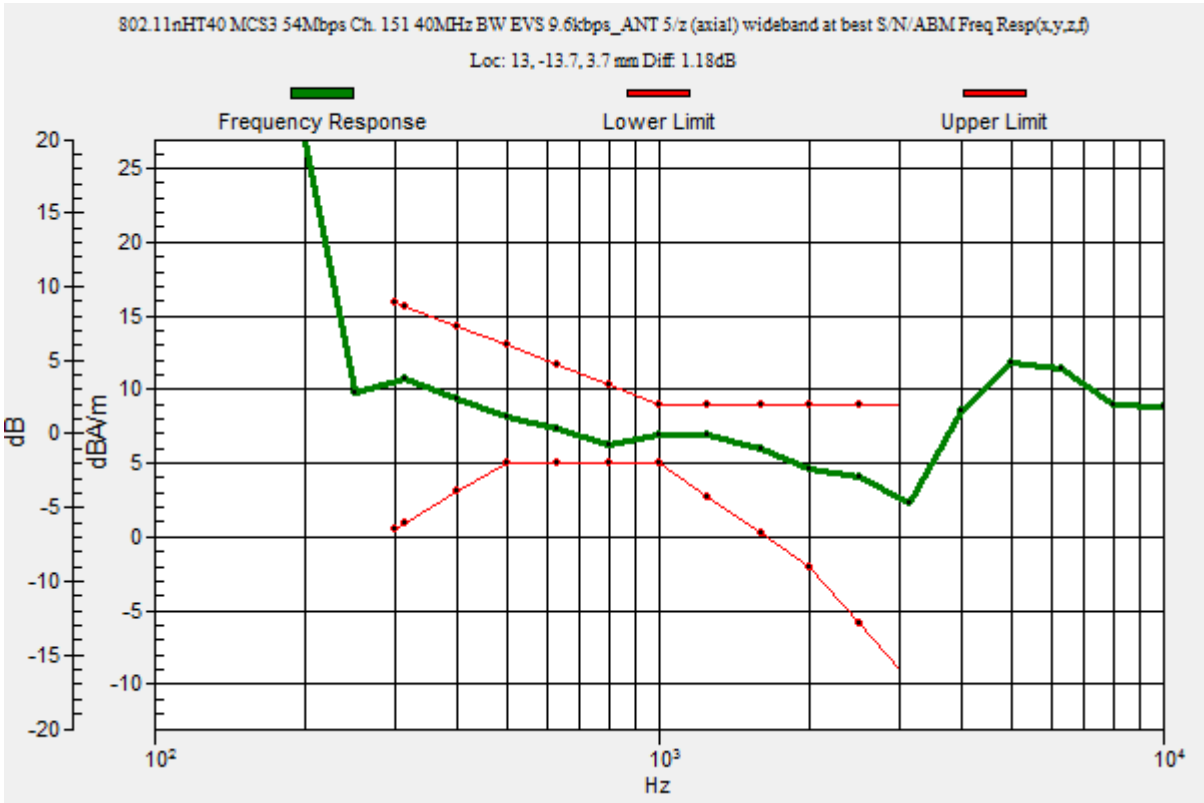

802.11n HT40

Communication System: UID 0, @IEEE 802.11a/n/ac 5 GHz Band (0); Frequency: 5755 MHz; Duty Cycle: 1:1
Phantom section: TCoil Section
DASY5 Configuration:
- Probe: AM1DV3 - 3083; ; Calibrated: 1/15/2019
- Sensor-Surface: 0mm (Fix Surface)
- Electronics: DAE4 Sn1540; Calibrated: 2/18/2019
- Phantom: HAC Test Arch with AMCC; Type: SD HAC P01 BB
- Measurement SW: DASY52, Version 52.8 (7);SEMCAD X Version 14.6.10 (7164)

T-Coil scan (scan for ANSI C63.19 2011 compliance)/802.11nHT40 MCS3 54Mbps Ch. 151 40MHz BW EVS 9.6kbps_ANT 5/z (axial) 4.2mm 50 x 50/ABM Interpolated SNR(x,y,z) (121x121x1): Interpolated grid: dx=1.000 mm, dy=1.000 mm

Signal Type: Audio File (.wav) 48k_voice_1kHz_1s.wav
Output Gain: 15.17
Measure Window Start: 500ms
Measure Window Length: 1000ms
BWC applied: 0.16 dB
Device Reference Point: 0, 0, -6.3 mm

Cursor:
ABM1/ABM2 = 42.84 dB
ABM1 comp = 5.73 dBA/m
BWC Factor = 0.16 dB
Location: 12.9, -13.8, 3.7 mm
ABM2 = -33.67 dBA/m
Location: 25, 4.2, 3.7 mm



0 dB = 1.000 = 0.00 dB

802.11n HT40

Communication System: UID 0, @IEEE 802.11a/n/ac 5 GHz Band (0); Frequency: 5755 MHz; Duty Cycle: 1:1
Phantom section: TCoil Section
DASY5 Configuration:
- Probe: AM1DV3 - 3083; ; Calibrated: 1/15/2019
- Sensor-Surface: 0mm (Fix Surface)
- Electronics: DAE4 Sn1540; Calibrated: 2/18/2019
- Phantom: HAC Test Arch with AMCC; Type: SD HAC P01 BB
- Measurement SW: DASY52, Version 52.8 (7);SEMCAD X Version 14.6.10 (7164)

T-Coil scan (scan for ANSI C63.19 2011 compliance)/802.11nHT40 MCS3 54Mbps Ch. 151 40MHz BW EVS 9.6kbps_ANT 5/y (transversal) 4.2mm 50 x 50/ABM Interpolated SNR(x,y,z) (121x121x1): Interpolated grid: dx=1.000 mm, dy=1.000 mm

Signal Type: Audio File (.wav) 48k_voice_1kHz_1s.wav
Output Gain: 15.17
Measure Window Start: 500ms
Measure Window Length: 1000ms
BWC applied: 0.16 dB
Device Reference Point: 0, 0, -6.3 mm

Cursor:
ABM1/ABM2 = 41.18 dB
ABM1 comp = -1.79 dBA/m
BWC Factor = 0.16 dB
Location: 11.3, -17.9, 3.7 mm
ABM2 = -34.22 dBA/m
Location: 20.8, 12.5, 3.7 mm



0 dB = 1.000 = 0.00 dB