RADIATED EMISSIONS

Marker	Frequency (GHz)	Meter Reading (dBuV)	Det	AF T120 (dB/m)	Amp/Cbl/ Fltr/Pad (dB)	Corrected Reading (dBuV/m)	Avg Limit (dBuV/m)	Margin (dB)	Peak Limit (dBuV/m)	PK Margin (dB)	Azimuth (Degs)	Height (cm)	Polarity
2	* 1.147	43.66	PK2	27.8	-23.7	47.76	-	-	74	-26.24	87	206	V
	* 1.148	31.83	MAv1	27.8	-23.7	35.93	54	-18.07	-	-	87	206	V
3	* 3.618	40.56	PK2	35.7	-30.1	46.16	-	-	74	-27.84	286	124	H
	* 3.619	28.73	MAv1	35.7	-30.1	34.33	54	-19.67	-	-	286	124	H
4	* 15.539	37.59	PK2	40.9	-22.7	55.79	-	-	74	-18.21	341	101	H
	* 15.537	25.89	MAv1	40.9	-22.7	44.09	54	-9.91	-	-	341	101	H
5	* 4.738	40.81	PK2	34.2	-29.5	45.51	-	-	74	-28.49	42	264	V
	* 4.74	28.97	MAv1	34.2	-29.5	33.67	54	-20.33	-	-	42	264	V
6	* 11.764	36.82	PK2	39.4	-23.4	52.82	-	-	74	-21.18	114	209	V
	* 11.763	25.19	MAv1	39.4	-23.4	41.19	54	-12.81	-	-	114	209	V
1	2.904	42.84	PK2	32.6	-21.8	53.64	-	-	-	-	29	301	H
	2.905	30.86	MAv1	32.7	-21.8	41.76	-	-	-	-	29	301	H

* - indicates frequency in CFR47 Pt 15 / IC RSS-Restricted Band
PK2 - KDB558074 Method: Maximum Peak
MAv1 - KDB558074 Option 1 Maximum RMS Average

UL VERIFICATION SERVICES INC.
47173 Benicia Street, Fremont, CA 94538; USA TEL:(510) 319-4000 FAX:(510) 661-0888
This report shall not be reproduced except in full, without the written approval of UL Verification Services Inc.

MID CHANNEL RESULTS

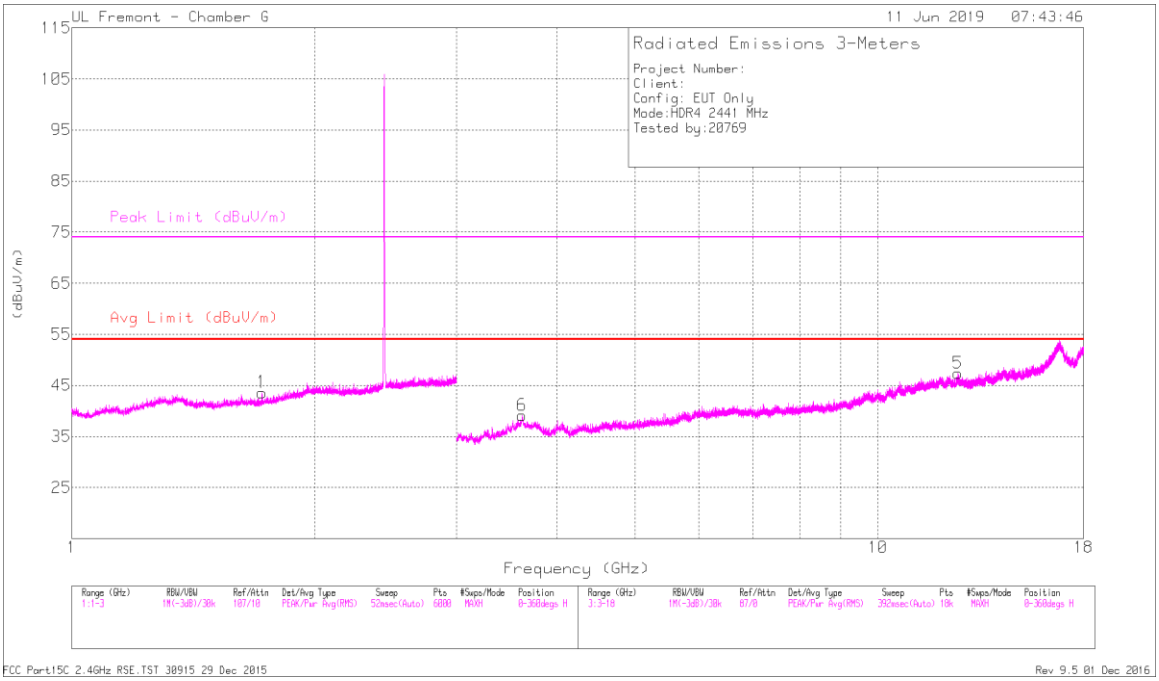

HORIZONTAL

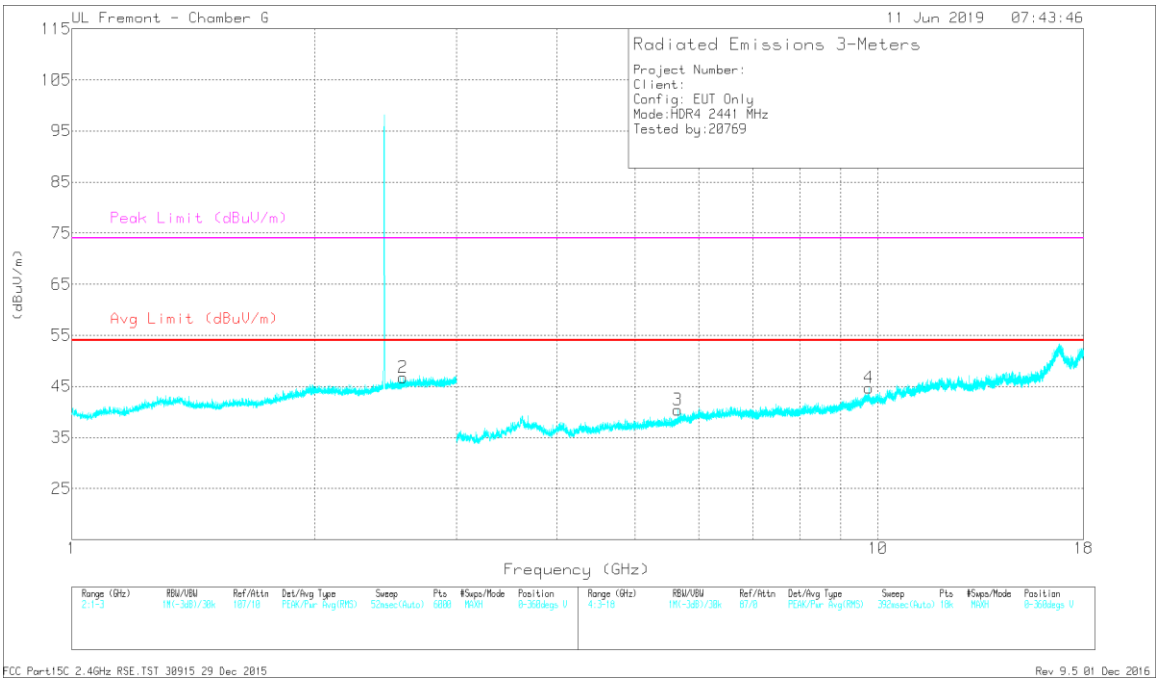

VERTICAL

UL VERIFICATION SERVICES INC.
47173 Benicia Street, Fremont, CA 94538; USA TEL:(510) 319-4000 FAX:(510) 661-0888

This report shall not be reproduced except in full, without the written approval of UL Verification Services Inc.

RADIATED EMISSIONS

Markers	Frequency (GHz)	Meter Reading (dBuV)	Det	AF T120 (dB/m)	Amp/Cbl/ Fltr/Pad (dB)	Corrected Reading (dBuV/m)	Avg Limit (dBuV/m)	Margin (dB)	Peak Limit (dBuV/m)	PK Margin (dB)	Azimuth (Degs)	Height (cm)	Polarity
1	* 1.719	43.18	PK2	29	-21.9	50.28	-	-	74	-23.72	96	309	H
	* 1.719	30.97	MAv1	29	-21.9	38.07	54	-15.93	-	-	96	309	H
5	* 12.568	36.05	PK2	39.7	-22.5	53.25	-	-	74	-20.75	245	176	H
	* 12.566	24.69	MAv1	39.7	-22.6	41.79	54	-12.21	-	-	245	176	H
6	* 3.621	40.76	PK2	35.7	-30	46.46	-	-	74	-27.54	62	310	H
	* 3.621	29.18	MAv1	35.7	-30	34.88	54	-19.12	-	-	62	310	H
2	2.575	31.57	MAv1	32.5	-22.1	41.97	-	-	-	-	202	150	V
	2.578	44.43	PK2	32.5	-22.1	54.83	-	-	-	-	202	150	V
3	5.648	40.23	PK2	35	-28.8	46.43	-	-	-	-	105	151	V
	5.65	28.44	MAv1	34.9	-28.8	34.54	-	-	-	-	105	151	V
4	9.749	25.84	MAv1	37.4	-24.6	38.64	-	-	-	-	215	130	V
	9.75	37.13	PK2	37.4	-24.6	49.93	-	-	-	-	215	130	V

* - indicates frequency in CFR47 Pt 15 / IC RSS-Restricted Band
PK2 - KDB558074 Method: Maximum Peak
MAv1 - KDB558074 Option 1 Maximum RMS Average

UL VERIFICATION SERVICES INC.
47173 Benicia Street, Fremont, CA 94538; USA TEL:(510) 319-4000 FAX:(510) 661-0888
This report shall not be reproduced except in full, without the written approval of UL Verification Services Inc.

HIGH CHANNEL RESULTS

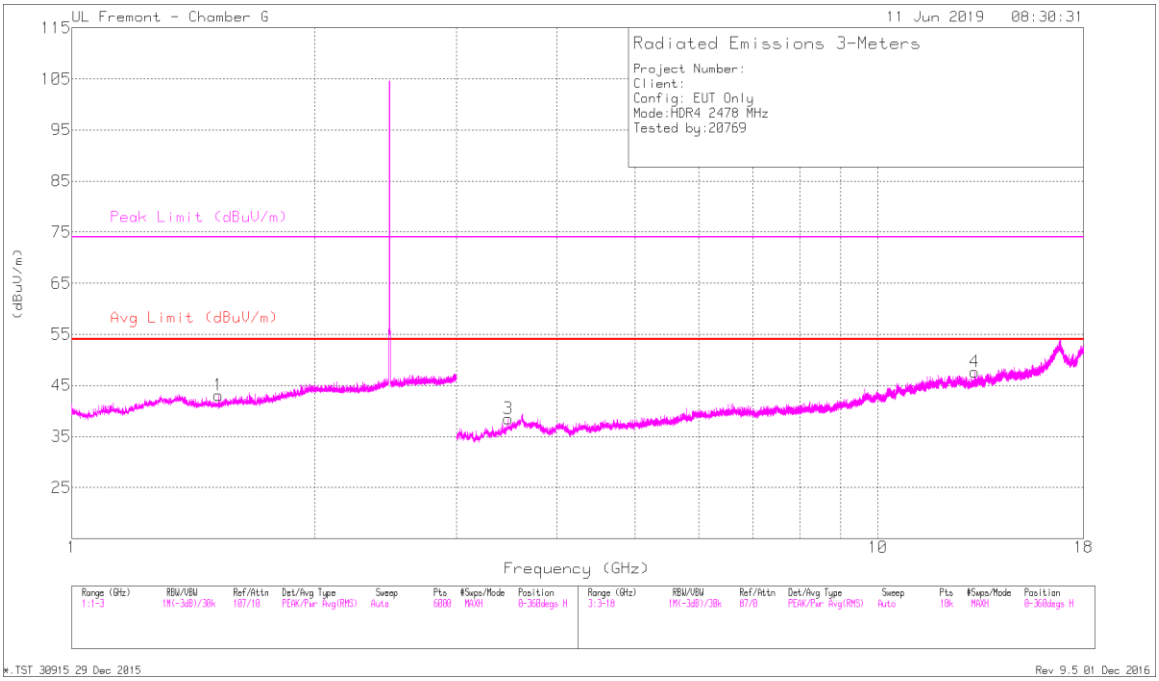

HORIZONTAL

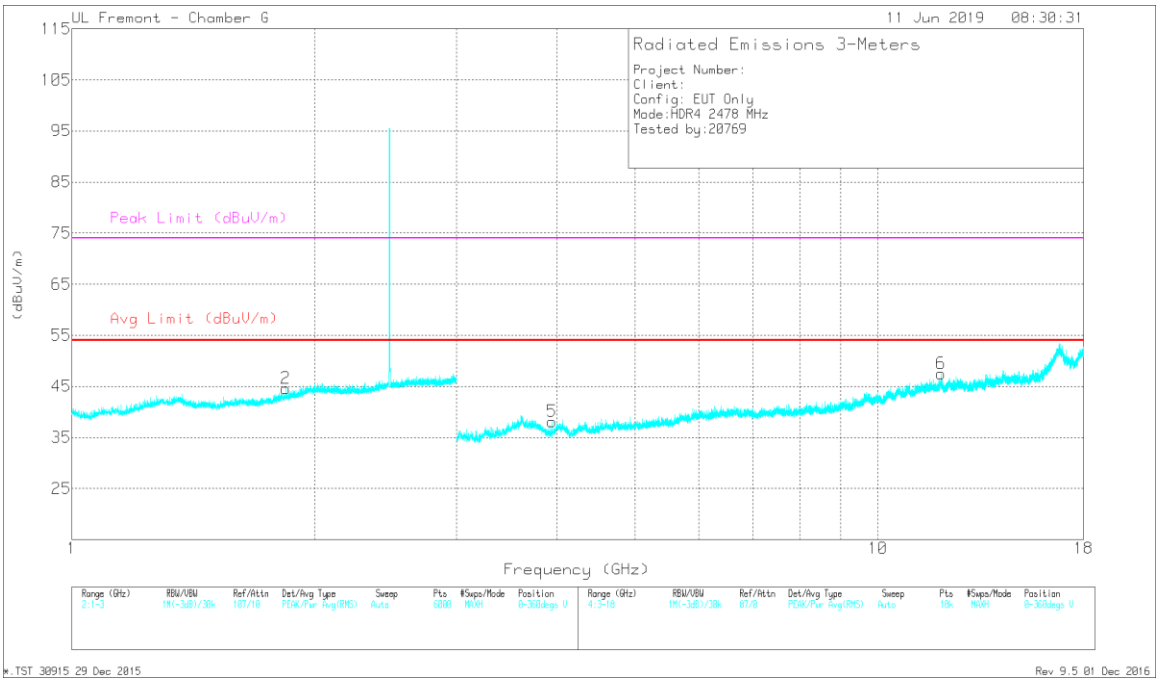

VERTICAL

UL VERIFICATION SERVICES INC.
47173 Benicia Street, Fremont, CA 94538; USA TEL:(510) 319-4000 FAX:(510) 661-0888

This report shall not be reproduced except in full, without the written approval of UL Verification Services Inc.

RADIATED EMISSIONS

Marker	Frequency (GHz)	Meter Reading (dBuV)	Det	AF T120 (dB/m)	Amp/Cbl/ Fltr/Pad (dB)	Corrected Reading (dBuV/m)	Avg Limit (dBuV/m)	Margin (dB)	Peak Limit (dBuV/m)	PK Margin (dB)	Azimuth (Degs)	Height (cm)	Polarity
1	* 1.519	43.49	PK2	27.7	-21.9	49.29	-	-	74	-24.71	276	156	H
	* 1.521	31.38	MAv1	27.7	-21.8	37.28	54	-16.72	-	-	276	156	H
5	* 3.946	41.04	PK2	33.6	-30.1	44.54	-	-	74	-29.46	229	179	V
	* 3.946	28.38	MAv1	33.6	-30.1	31.88	54	-22.12	-	-	229	179	V
6	* 11.989	36.26	PK2	39.5	-22.3	53.46	-	-	74	-20.54	355	203	V
	* 11.986	24.67	MAv1	39.5	-22.4	41.77	54	-12.23	-	-	355	203	V
2	1.841	30.65	MAv1	30.7	-22.5	38.85	-	-	-	-	324	307	V
	1.844	43.03	PK2	30.7	-22.5	51.23	-	-	-	-	324	307	V
3	3.48	40.72	PK2	34.4	-30	45.12	-	-	-	-	209	310	H
	3.48	28.76	MAv1	34.4	-30	33.16	-	-	-	-	209	310	H
4	13.199	36.52	PK2	39.6	-23.1	53.02	-	-	-	-	165	381	H
	13.201	25.38	MAv1	39.5	-23.3	41.58	-	-	-	-	165	381	H

* - indicates frequency in CFR47 Pt 15 / IC RSS-Restricted Band
PK2 - KDB558074 Method: Maximum Peak
MAv1 - KDB558074 Option 1 Maximum RMS Average

UL VERIFICATION SERVICES INC.
47173 Benicia Street, Fremont, CA 94538; USA TEL:(510) 319-4000 FAX:(510) 661-0888
This report shall not be reproduced except in full, without the written approval of UL Verification Services Inc.

Antenna 3

BANDEDGE (LOW CHANNEL)

HORIZONTAL RESULT

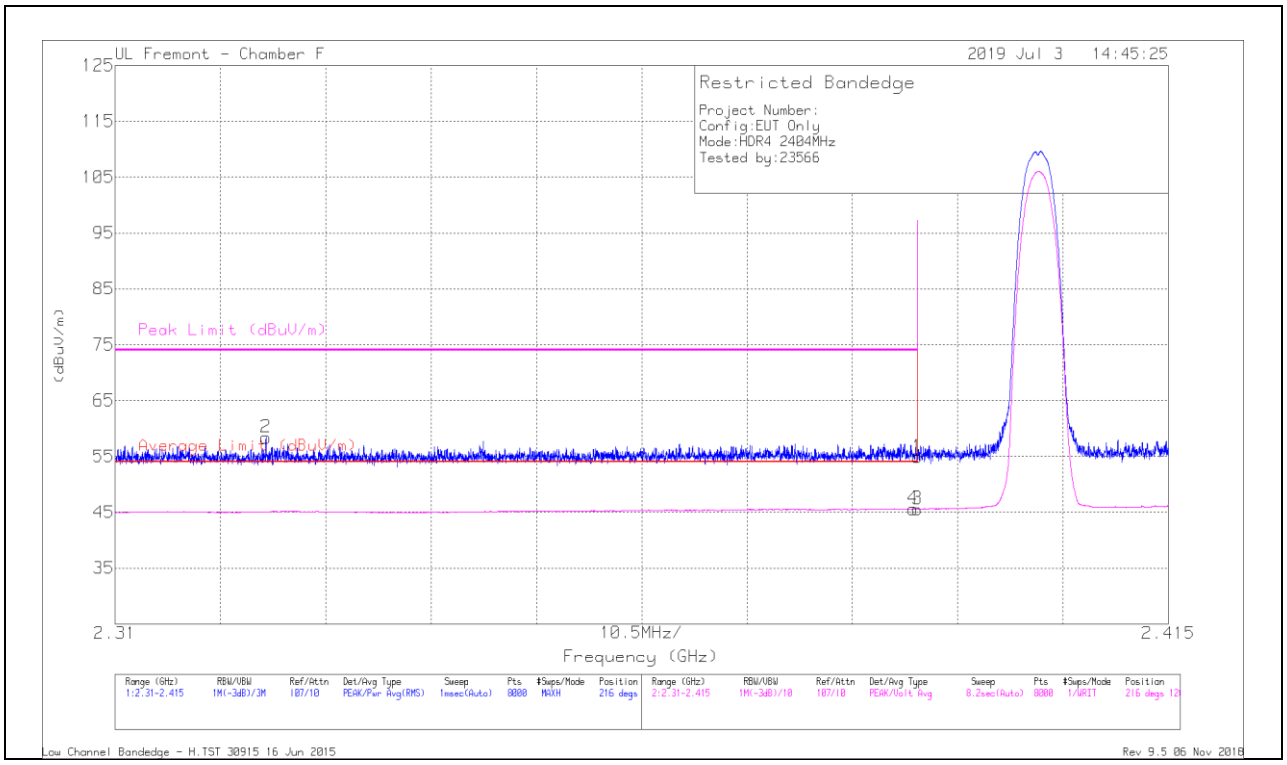

Marker	Frequency (GHz)	Meter Reading (dBuV)	Det	AF T345 (dB/m)	Amp/Cbl/Fltr /Pad (dB)	Corrected Reading (dBuV/m)	Average Limit (dBuV/m)	Margin (dB)	Peak Limit (dBuV/m)	PK Margin (dB)	Azimuth (Degs)	Height (cm)	Polarity
1	* 2.39	37.4	Pk	32	-14.5	54.9	-	-	74	-19.1	216	126	H
2	* 2.325	41.18	Pk	31.7	-14.5	58.38	-	-	74	-15.62	216	126	H
3	* 2.39	28.06	VA1T	32	-14.5	45.56	54	-8.44	-	-	216	126	H
4	* 2.39	28.1	VA1T	32	-14.5	45.6	54	-8.4	-	-	216	126	H

* - indicates frequency in CFR47 Pt 15 / IC RSS-Restricted Band
Pk - Peak detector
VA1T - FHSS: Linear Voltage Average VB=1/Ton where: Ton is transmit duration

UL VERIFICATION SERVICES INC.
47173 Benicia Street, Fremont, CA 94538; USA TEL:(510) 319-4000 FAX:(510) 661-0888
This report shall not be reproduced except in full, without the written approval of UL Verification Services Inc.

VERTICAL RESULT

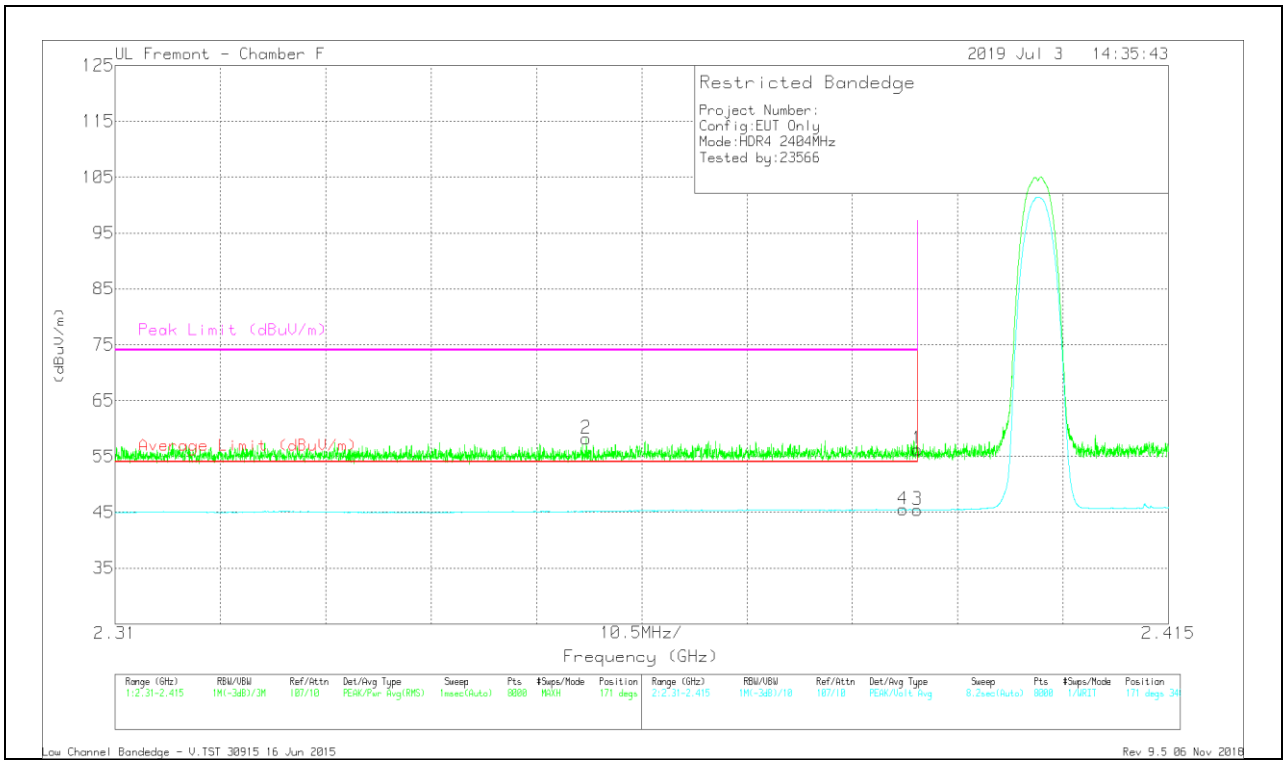

Marker	Frequency (GHz)	Meter Reading (dBuV)	Det	AF T345 (dB/m)	Amp/Cbl/Fltr /Pad (dB)	Corrected Reading (dBuV/m)	Average Limit (dBuV/m)	Margin (dB)	Peak Limit (dBuV/m)	PK Margin (dB)	Azimuth (Degs)	Height (cm)	Polarity
1	* 2.39	38.79	Pk	32	-14.5	56.29	-	-	74	-17.71	171	340	V
2	* 2.357	40.99	Pk	31.8	-14.6	58.19	-	-	74	-15.81	171	340	V
3	* 2.39	27.95	VA1T	32	-14.5	45.45	54	-8.55	-	-	171	340	V
4	* 2.389	28	VA1T	32	-14.5	45.5	54	-8.5	-	-	171	340	V

* - indicates frequency in CFR47 Pt 15 / IC RSS-Restricted Band
Pk - Peak detector
VA1T - FHSS: Linear Voltage Average VB=1/Ton where: Ton is transmit duration

UL VERIFICATION SERVICES INC.
47173 Benicia Street, Fremont, CA 94538; USA TEL:(510) 319-4000 FAX:(510) 661-0888
This report shall not be reproduced except in full, without the written approval of UL Verification Services Inc.

BANDEDGE (HIGH CHANNEL)

HORIZONTAL RESULT

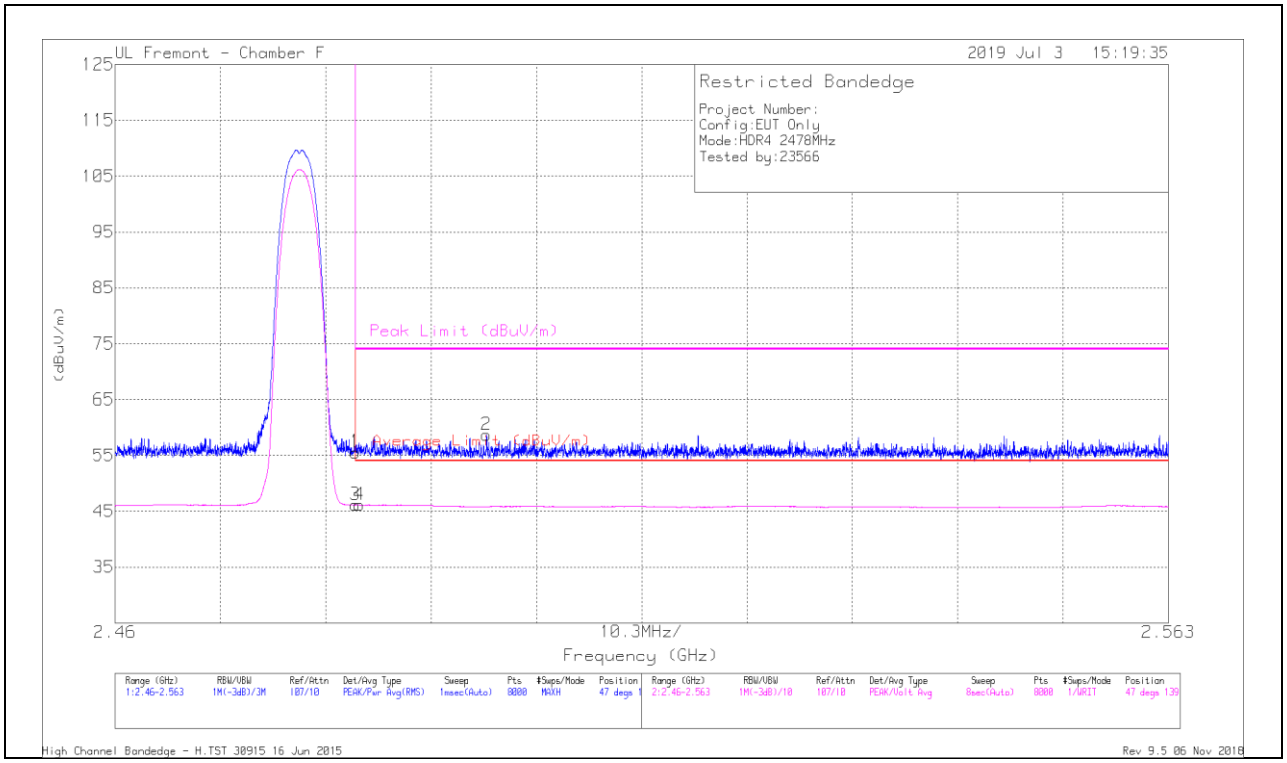

Marker	Frequency (GHz)	Meter Reading (dBuV)	Det	AF T345 (dB/m)	Amp/Cbl/Fltr /Pad (dB)	Corrected Reading (dBuV/m)	Average Limit (dBuV/m)	Margin (dB)	Peak Limit (dBuV/m)	PK Margin (dB)	Azimuth (Degs)	Height (cm)	Polarity
1	* 2.484	37.85	Pk	32.4	-14.7	55.55	-	-	74	-18.45	47	139	H
2	* 2.496	41.07	Pk	32.4	-14.8	58.67	-	-	74	-15.33	47	139	H
3	* 2.484	28.41	VA1T	32.4	-14.7	46.11	54	-7.89	-	-	47	139	H
4	* 2.484	28.43	VA1T	32.4	-14.7	46.13	54	-7.87	-	-	47	139	H

* - indicates frequency in CFR47 Pt 15 / IC RSS-Restricted Band
Pk - Peak detector
VA1T - FHSS: Linear Voltage Average VB=1/Ton where: Ton is transmit duration

UL VERIFICATION SERVICES INC.
47173 Benicia Street, Fremont, CA 94538; USA TEL:(510) 319-4000 FAX:(510) 661-0888
This report shall not be reproduced except in full, without the written approval of UL Verification Services Inc.

VERTICAL RESULT

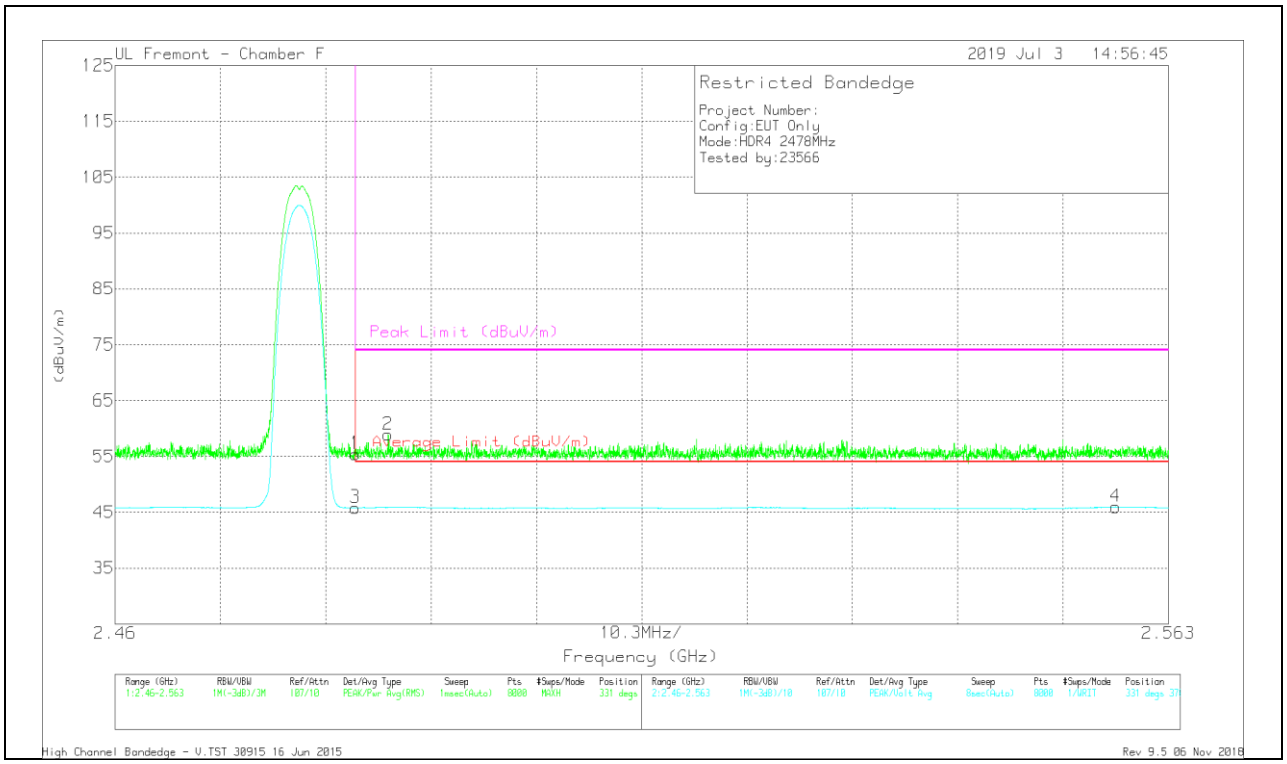

Marker	Frequency (GHz)	Meter Reading (dBuV)	Det	AF T345 (dB/m)	Amp/Cbl/Fltr /Pad (dB)	Corrected Reading (dBuV/m)	Average Limit (dBuV/m)	Margin (dB)	Peak Limit (dBuV/m)	PK Margin (dB)	Azimuth (Degs)	Height (cm)	Polarity
1	* 2.484	37.73	Pk	32.4	-14.7	55.43	-	-	74	-18.57	331	370	V
2	* 2.487	41.21	Pk	32.3	-14.6	58.91	-	-	74	-15.09	331	370	V
3	* 2.484	28.11	VA1T	32.4	-14.7	45.81	54	-8.19	-	-	331	370	V
4	2.558	28.07	VA1T	32.4	-14.5	45.97	54	-8.03	-	-	331	370	V

* - indicates frequency in CFR47 Pt 15 / IC RSS-Restricted Band
Pk - Peak detector
VA1T - FHSS: Linear Voltage Average VB=1/Ton where: Ton is transmit duration

UL VERIFICATION SERVICES INC.
47173 Benicia Street, Fremont, CA 94538; USA TEL:(510) 319-4000 FAX:(510) 661-0888
This report shall not be reproduced except in full, without the written approval of UL Verification Services Inc.

HARMONICS AND SPURIOUS EMISSIONS

LOW CHANNEL RESULTS

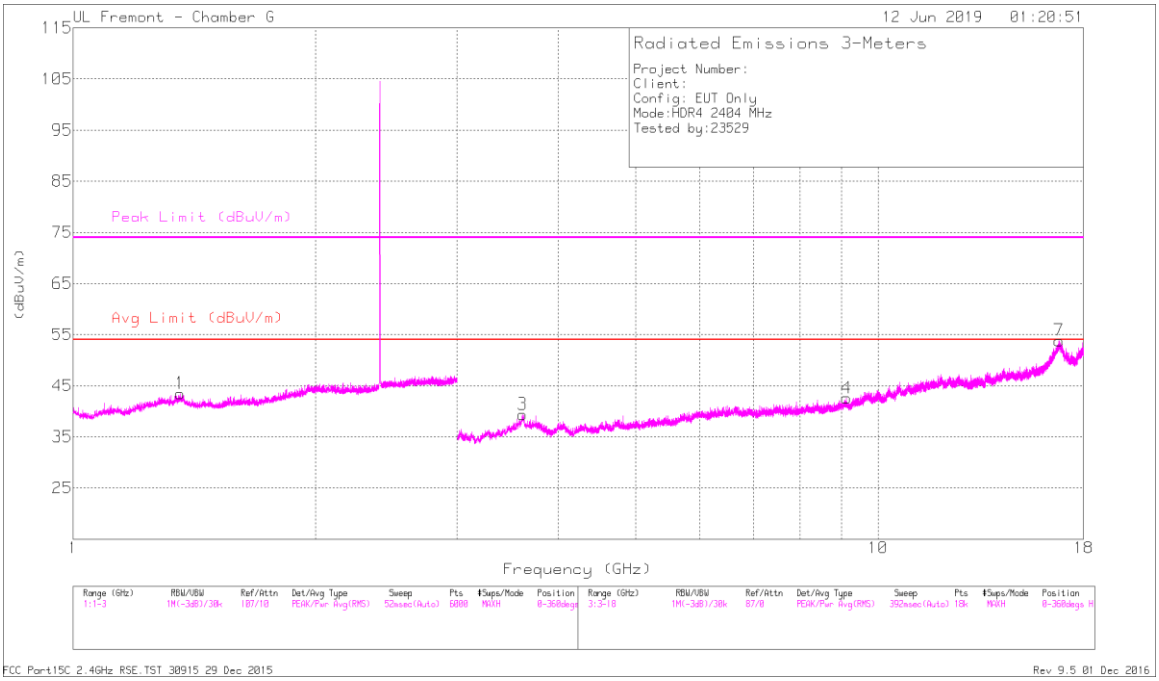

HORIZONTAL

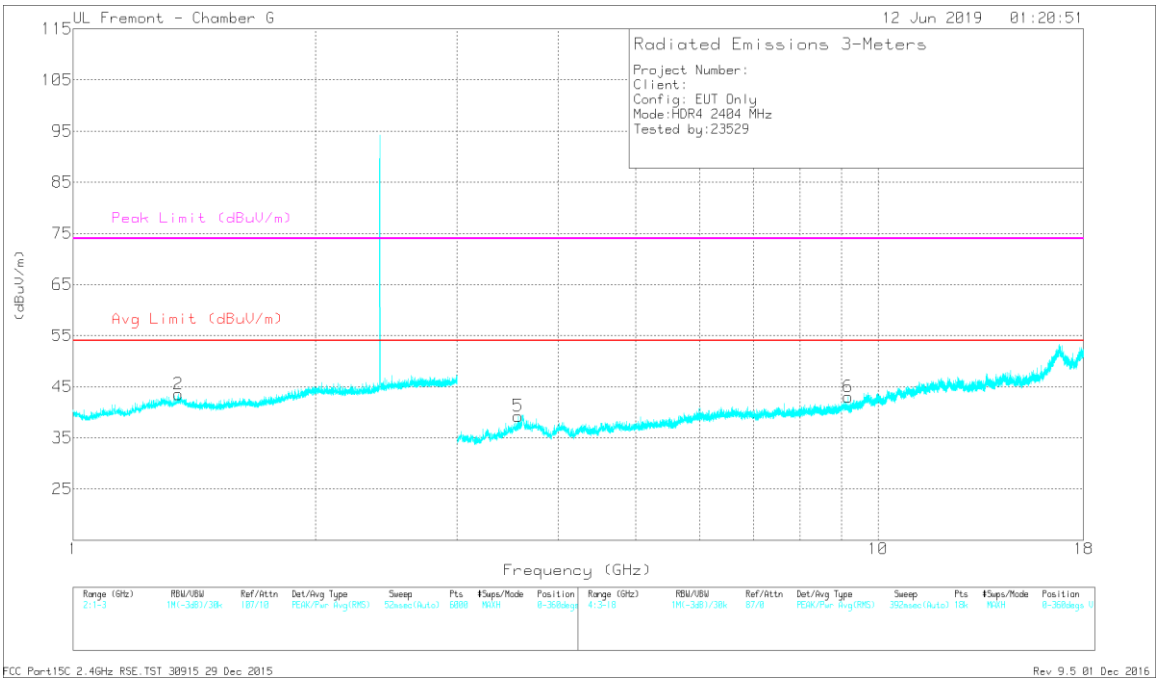

VERTICAL

UL VERIFICATION SERVICES INC.
47173 Benicia Street, Fremont, CA 94538; USA TEL:(510) 319-4000 FAX:(510) 661-0888

This report shall not be reproduced except in full, without the written approval of UL Verification Services Inc.

RADIATED EMISSIONS

Marker	Frequency (GHz)	Meter Reading (dBuV)	Det	AF T120 (dB/m)	Amp/Cbl/Fltr/ Pad (dB)	Corrected Reading (dBuV/m)	Avg Limit (dBuV/m)	Margin (dB)	Peak Limit (dBuV/m)	PK Margin (dB)	Azimuth (Degs)	Height (cm)	Polarity
1	* 1.356	43.33	PK2	30	-23.3	50.03	-	-	74	-23.97	0	101	H
	* 1.358	32.04	MAv1	30	-23.3	38.74	54	-15.26	-	-	0	101	H
2	* 1.353	42.93	PK2	30	-23.3	49.63	-	-	74	-24.37	0	101	V
	* 1.35	31.88	MAv1	29.9	-23.3	38.48	54	-15.52	-	-	0	101	V
3	* 3.616	40.96	PK2	35.6	-30.1	46.46	-	-	74	-27.54	0	101	H
	* 3.617	29.57	MAv1	35.7	-30.1	35.17	54	-18.83	-	-	0	101	H
4	* 9.14	38.18	PK2	36.5	-25.8	48.88	-	-	74	-25.12	0	101	H
	* 9.14	27.09	MAv1	36.5	-25.8	37.79	54	-16.21	-	-	0	101	H
5	* 3.571	41.46	PK2	35.2	-30.8	45.86	-	-	74	-28.14	0	101	V
	* 3.57	30.09	MAv1	35.2	-30.8	34.49	54	-19.51	-	-	0	101	V
6	* 9.179	37.93	PK2	36.5	-26.2	48.23	-	-	74	-25.77	0	101	V
	* 9.182	27.06	MAv1	36.5	-26.3	37.26	54	-16.74	-	-	0	101	V
7	16.789	24.83	MAv1	41.7	-17.4	49.13	-	-	-	-	356	387	H
	16.79	36.4	PK2	41.7	-17.4	60.7	-	-	-	-	356	387	H

* - indicates frequency in CFR47 Pt 15 / IC RSS-Restricted Band
PK2 - KDB558074 Method: Maximum Peak
MAv1 - KDB558074 Option 1 Maximum RMS Average

UL VERIFICATION SERVICES INC.
47173 Benicia Street, Fremont, CA 94538; USA TEL:(510) 319-4000 FAX:(510) 661-0888
This report shall not be reproduced except in full, without the written approval of UL Verification Services Inc.

MID CHANNEL RESULTS

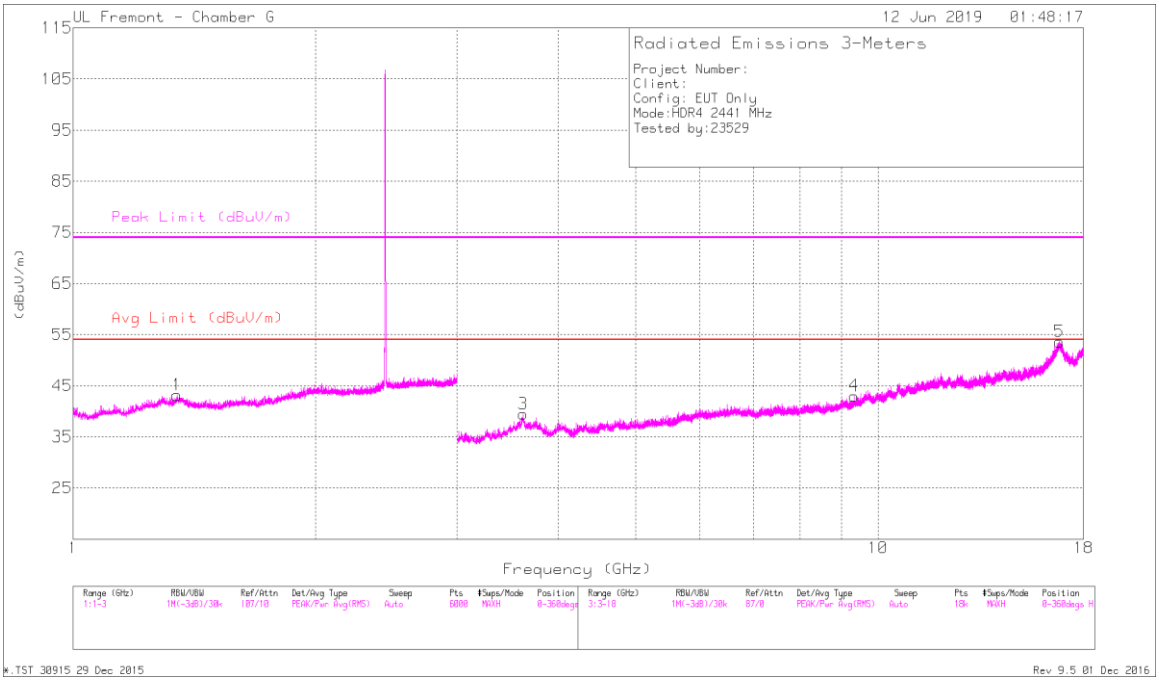

HORIZONTAL

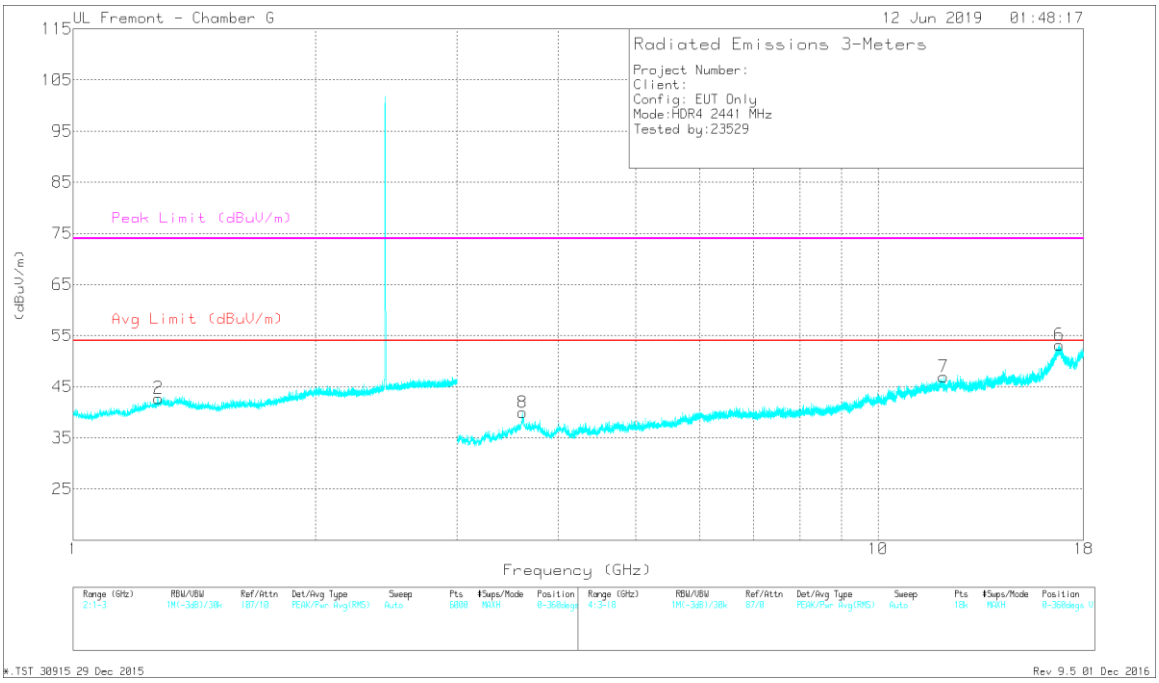

VERTICAL

UL VERIFICATION SERVICES INC.
47173 Benicia Street, Fremont, CA 94538; USA TEL:(510) 319-4000 FAX:(510) 661-0888

This report shall not be reproduced except in full, without the written approval of UL Verification Services Inc.

RADIATED EMISSIONS

Marker	Frequency (GHz)	Meter Reading (dBuV)	Det	AF T120 (dB/m)	Amp/Cbl/ Fltr/Pad (dB)	Corrected Reading (dBuV/m)	Avg Limit (dBuV/m)	Margin (dB)	Peak Limit (dBuV/m)	PK Margin (dB)	Azimuth (Degs)	Height (cm)	Polarity
1	* 1.345	43.51	PK2	29.8	-23.3	50.01	-	-	74	-23.99	360	100	H
	* 1.346	31.78	MAv1	29.8	-23.3	38.28	54	-15.72	-	-	360	100	H
2	* 1.278	43.85	PK2	29.8	-23.6	50.05	-	-	74	-23.95	360	100	V
	* 1.281	31.95	MAv1	29.7	-23.6	38.05	54	-15.95	-	-	360	100	V
3	* 3.623	40.37	PK2	35.6	-29.9	46.07	-	-	74	-27.93	360	100	H
	* 3.621	29.4	MAv1	35.7	-30	35.1	54	-18.9	-	-	360	100	H
4	* 9.342	38.03	PK2	36.8	-25.2	49.63	-	-	74	-24.37	360	100	H
	* 9.339	26.89	MAv1	36.8	-25.3	38.39	54	-15.61	-	-	360	100	H
7	* 12.062	35.93	PK2	39.5	-23.4	52.03	-	-	74	-21.97	360	100	V
	* 12.063	25.4	MAv1	39.5	-23.4	41.5	54	-12.5	-	-	360	100	V
8	* 3.615	40.64	PK2	35.5	-30.1	46.04	-	-	74	-27.96	360	100	V
	* 3.614	29.61	MAv1	35.5	-30.2	34.91	54	-19.09	-	-	360	100	V
5	16.79	36.53	PK2	41.7	-17.4	60.83	-	-	-	-	3	144	H
	16.793	24.8	MAv1	41.7	-17.4	49.1	-	-	-	-	3	144	H
6	16.793	35.52	PK2	41.7	-17.4	59.82	-	-	-	-	229	259	V
	16.792	24.11	MAv1	41.7	-17.4	48.41	-	-	-	-	229	259	V

* - indicates frequency in CFR47 Pt 15 / IC RSS-Restricted Band
PK2 - KDB558074 Method: Maximum Peak
MAv1 - KDB558074 Option 1 Maximum RMS Average

UL VERIFICATION SERVICES INC.
47173 Benicia Street, Fremont, CA 94538; USA TEL:(510) 319-4000 FAX:(510) 661-0888
This report shall not be reproduced except in full, without the written approval of UL Verification Services Inc.

HIGH CHANNEL RESULTS

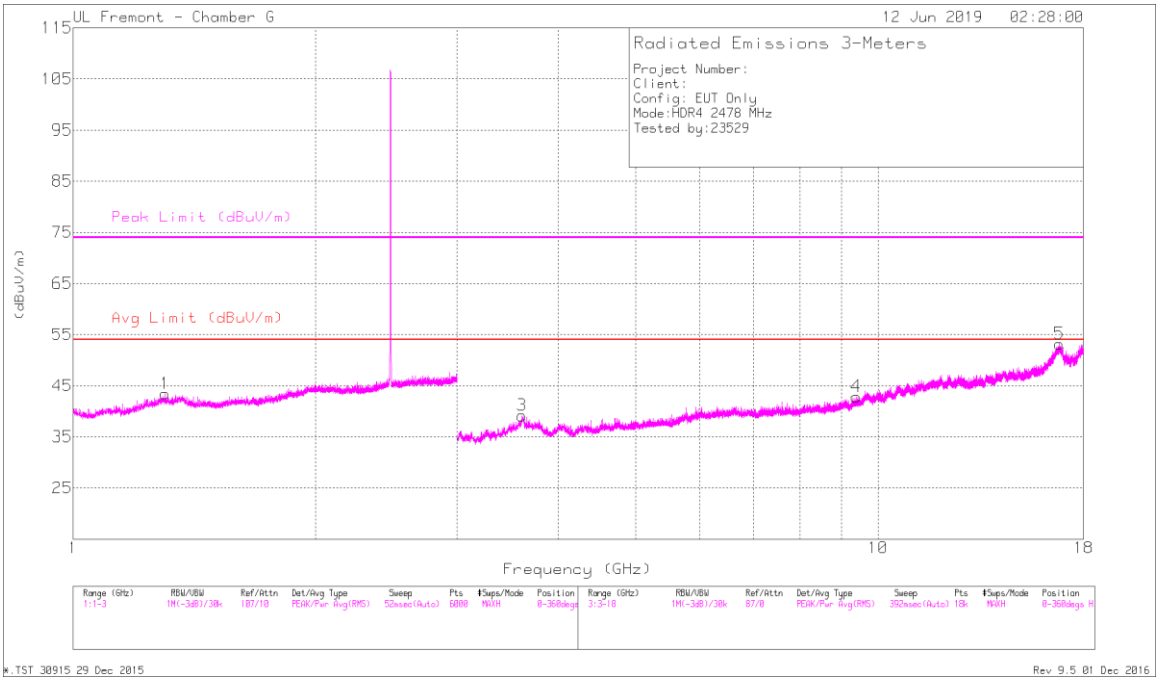

HORIZONTAL

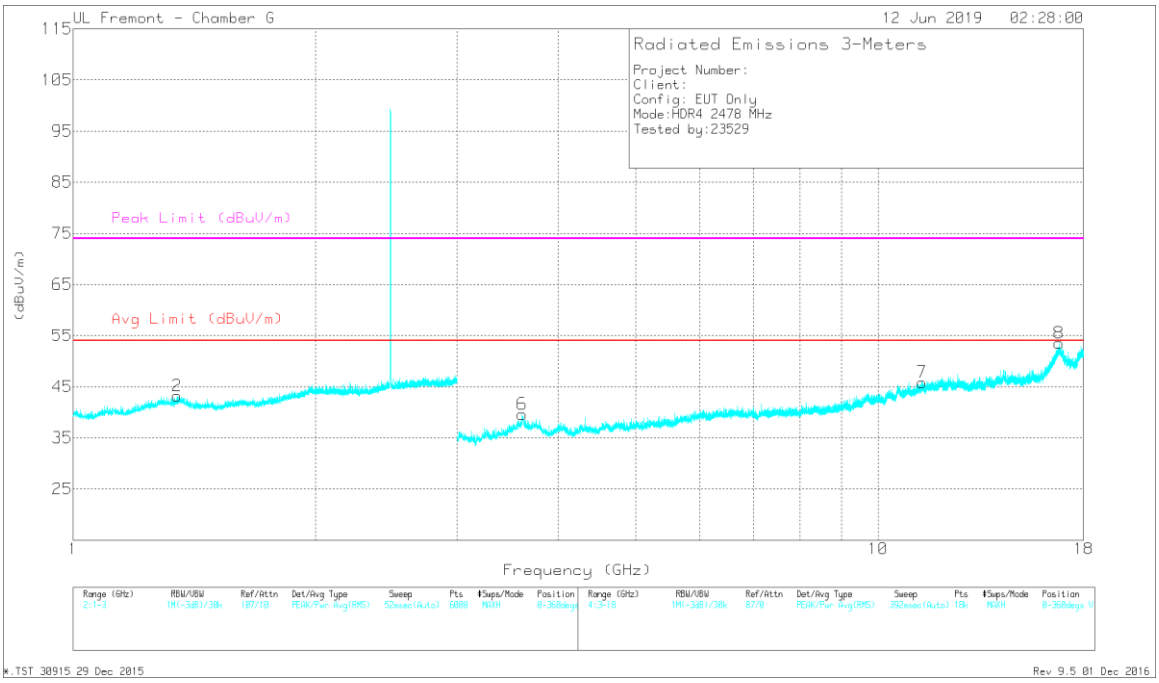

VERTICAL

UL VERIFICATION SERVICES INC.
47173 Benicia Street, Fremont, CA 94538; USA TEL:(510) 319-4000 FAX:(510) 661-0888
This report shall not be reproduced except in full, without the written approval of UL Verification Services Inc.

RADIATED EMISSIONS

Marker	Frequency (GHz)	Meter Reading (dBuV)	Det	AF T120 (dB/m)	Amp/Cbl/ Fltr/Pad (dB)	Corrected Reading (dBuV/m)	Avg Limit (dBuV/m)	Margin (dB)	Peak Limit (dBuV/m)	PK Margin (dB)	Azimuth (Degs)	Height (cm)	Polarity
1	* 1.301	43.85	PK2	29.6	-23.5	49.95	-	-	74	-24.05	360	101	H
	* 1.3	32.1	MAv1	29.6	-23.5	38.2	54	-15.8	-	-	360	101	H
2	* 1.344	43.64	PK2	29.8	-23.3	50.14	-	-	74	-23.86	360	101	V
	* 1.345	32.04	MAv1	29.8	-23.3	38.54	54	-15.46	-	-	360	101	V
3	* 3.61	41.17	PK2	35.2	-30.3	46.07	-	-	74	-27.93	360	101	H
	* 3.614	29.82	MAv1	35.4	-30.2	35.02	54	-18.98	-	-	360	101	H
4	* 9.398	37.77	PK2	36.9	-25.4	49.27	-	-	74	-24.73	360	101	H
	* 9.398	26.8	MAv1	36.9	-25.4	38.3	54	-15.7	-	-	360	101	H
6	* 3.614	41.26	PK2	35.5	-30.2	46.56	-	-	74	-27.44	360	101	V
	* 3.615	29.8	MAv1	35.5	-30.1	35.2	54	-18.8	-	-	360	101	V
7	* 11.347	36.47	PK2	38.7	-22.4	52.77	-	-	74	-21.23	360	101	V
	* 11.347	25.17	MAv1	38.7	-22.4	41.47	54	-12.53	-	-	360	101	V
8	16.784	36.42	PK2	41.7	-17.5	60.62	-	-	-	-	14	164	V
	16.784	24.45	MAv1	41.7	-17.5	48.65	-	-	-	-	14	164	V
5	16.8	36.34	PK2	41.8	-17.5	60.64	-	-	-	-	12	183	H
	16.8	24.9	MAv1	41.8	-17.5	49.2	-	-	-	-	12	183	H

* - indicates frequency in CFR47 Pt 15 / IC RSS-Restricted Band
PK2 - KDB558074 Method: Maximum Peak
MAv1 - KDB558074 Option 1 Maximum RMS Average

UL VERIFICATION SERVICES INC.
47173 Benicia Street, Fremont, CA 94538; USA TEL:(510) 319-4000 FAX:(510) 661-0888
This report shall not be reproduced except in full, without the written approval of UL Verification Services Inc.

9.2.2. HIGH POWER HDR (HDR8)

Antenna 4

BANDEDGE (LOW CHANNEL)

HORIZONTAL RESULT

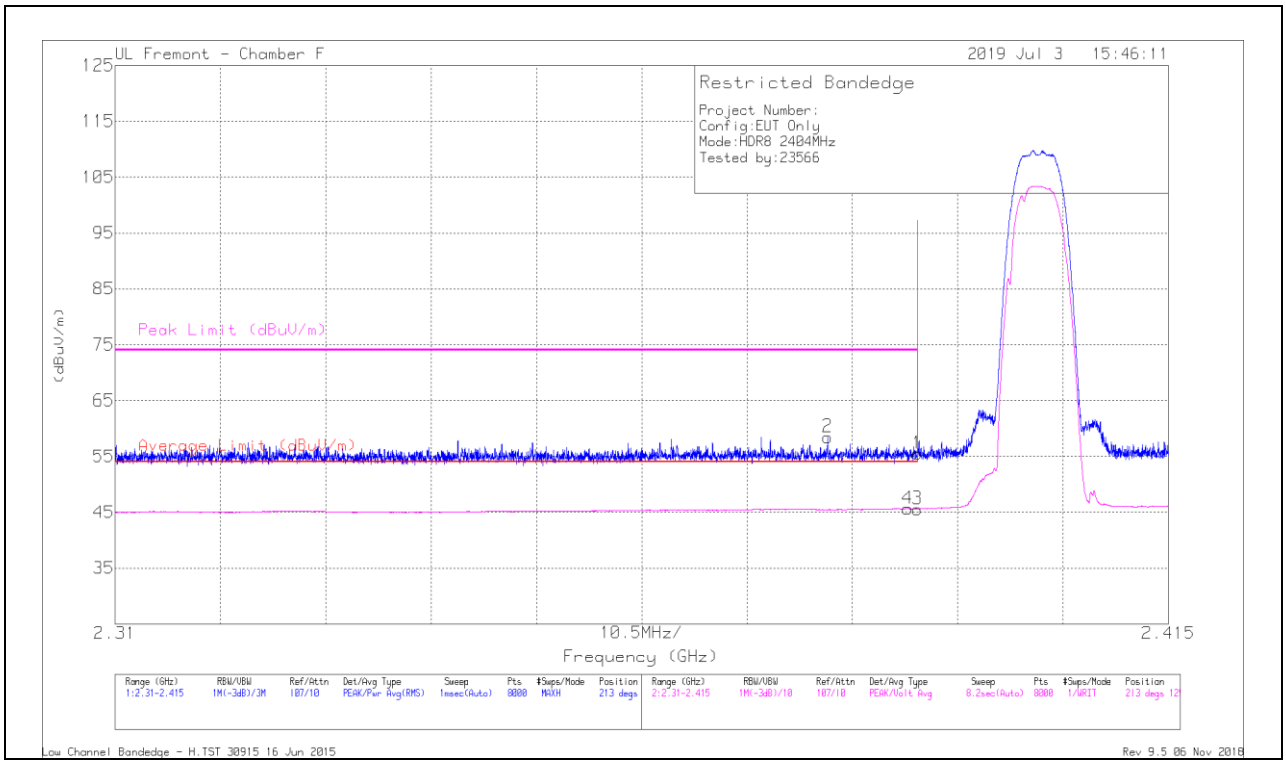

Marker	Frequency (GHz)	Meter Reading (dBuV)	Det	AF T345 (dB/m)	Amp/Cbl/Fltr /Pad (dB)	Corrected Reading (dBuV/m)	Average Limit (dBuV/m)	Margin (dB)	Peak Limit (dBuV/m)	PK Margin (dB)	Azimuth (Degs)	Height (cm)	Polarity
1	* 2.39	37.98	Pk	32	-14.5	55.48	-	-	74	-18.52	213	125	H
2	* 2.381	41.07	Pk	31.9	-14.5	58.47	-	-	74	-15.53	213	125	H
3	* 2.39	28.07	VA1T	32	-14.5	45.57	54	-8.43	-	-	213	125	H
4	* 2.389	28.15	VA1T	32	-14.5	45.65	54	-8.35	-	-	213	125	H

* - indicates frequency in CFR47 Pt 15 / IC RSS-Restricted Band
Pk - Peak detector
VA1T - FHSS: Linear Voltage Average VB=1/Ton where: Ton is transmit duration

UL VERIFICATION SERVICES INC.
47173 Benicia Street, Fremont, CA 94538; USA TEL:(510) 319-4000 FAX:(510) 661-0888
This report shall not be reproduced except in full, without the written approval of UL Verification Services Inc.

VERTICAL RESULT

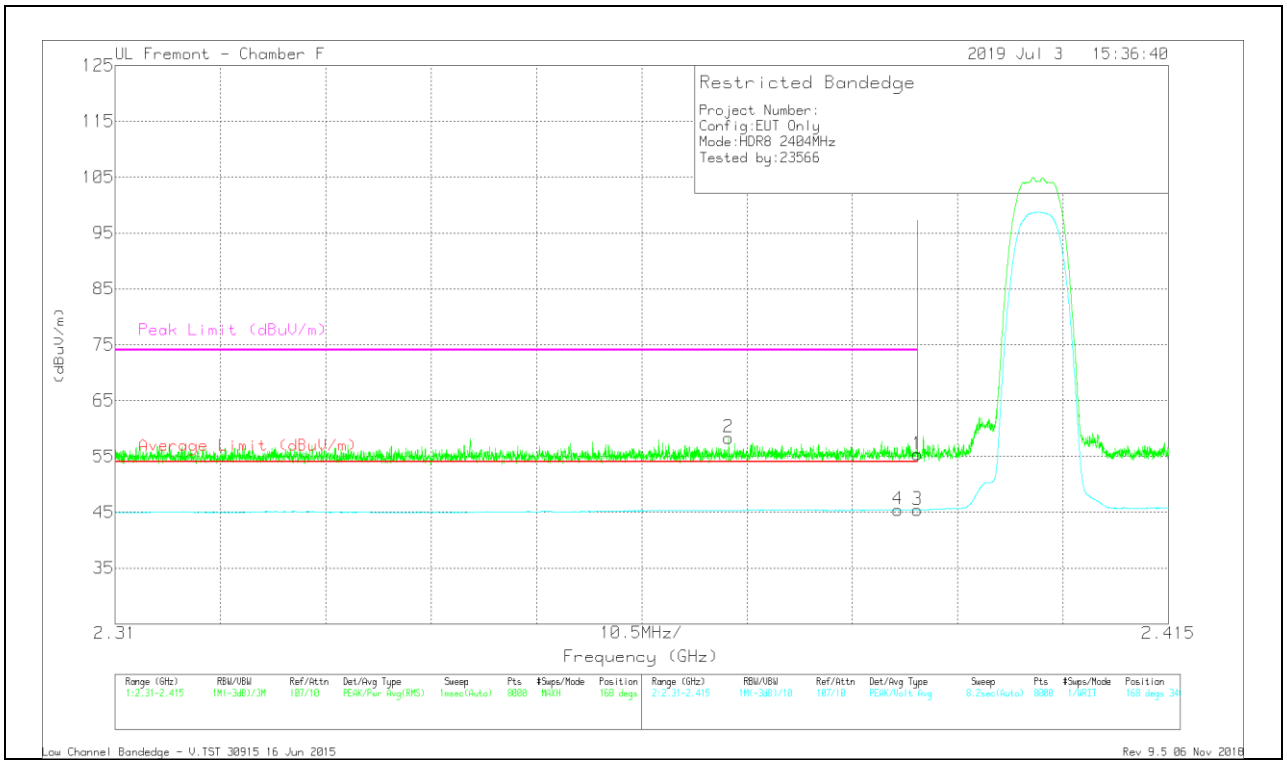

Marker	Frequency (GHz)	Meter Reading (dBuV)	Det	AF T345 (dB/m)	Amp/Cbl/Fltr /Pad (dB)	Corrected Reading (dBuV/m)	Average Limit (dBuV/m)	Margin (dB)	Peak Limit (dBuV/m)	PK Margin (dB)	Azimuth (Degs)	Height (cm)	Polarity
1	* 2.39	37.88	Pk	32	-14.5	55.38	-	-	74	-18.62	168	340	V
2	* 2.371	40.96	Pk	31.9	-14.5	58.36	-	-	74	-15.64	168	340	V
3	* 2.39	27.93	VA1T	32	-14.5	45.43	54	-8.57	-	-	168	340	V
4	* 2.388	27.97	VA1T	32	-14.5	45.47	54	-8.53	-	-	168	340	V

* - indicates frequency in CFR47 Pt 15 / IC RSS-Restricted Band
Pk - Peak detector
VA1T - FHSS: Linear Voltage Average VB=1/Ton where: Ton is transmit duration

UL VERIFICATION SERVICES INC.
47173 Benicia Street, Fremont, CA 94538; USA TEL:(510) 319-4000 FAX:(510) 661-0888
This report shall not be reproduced except in full, without the written approval of UL Verification Services Inc.

BANDEDGE (HIGH CHANNEL)

HORIZONTAL RESULT

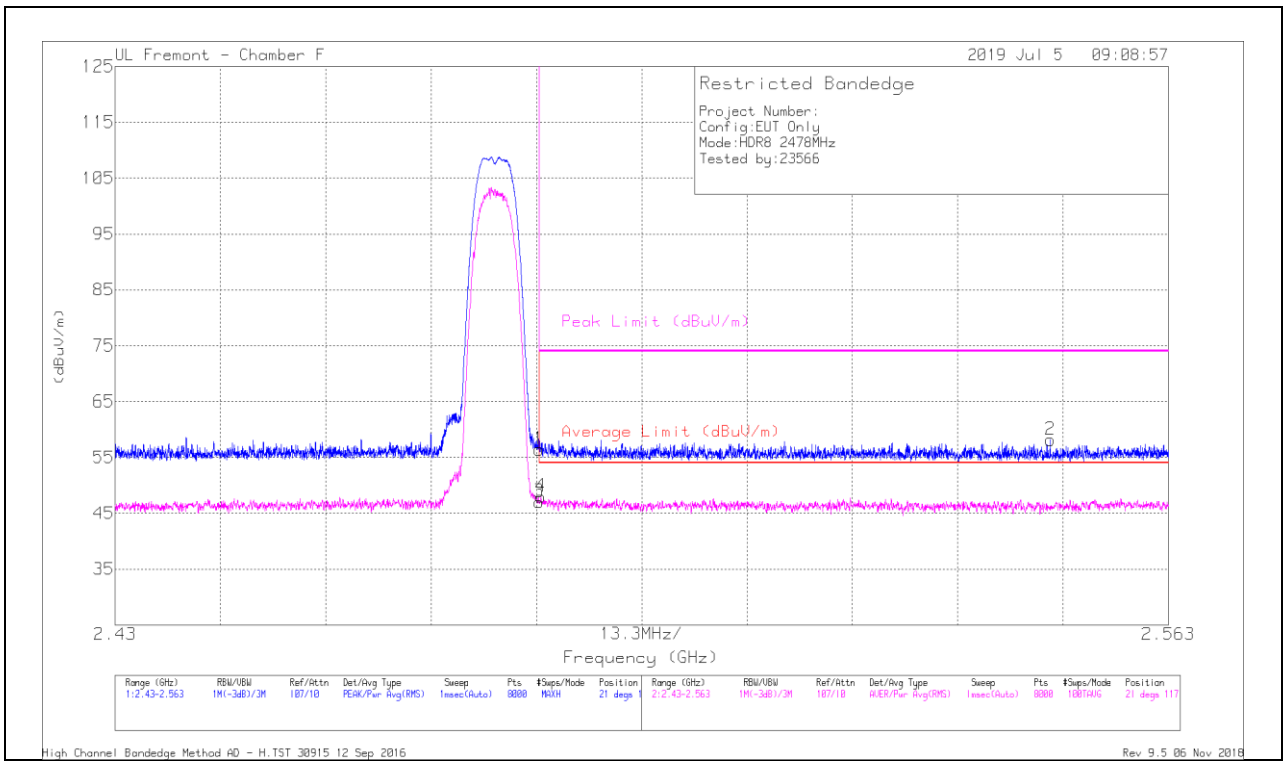

Marker	Frequency (GHz)	Meter Reading (dBuV)	Det	AF T345 (dB/m)	Amp/Cbl/Fltr /Pad (dB)	Corrected Reading (dBuV/m)	Average Limit (dBuV/m)	Margin (dB)	Peak Limit (dBuV/m)	PK Margin (dB)	Azimuth (Degs)	Height (cm)	Polarity
1	* 2.484	38.74	Pk	32.4	-14.7	56.44	-	-	74	-17.56	21	117	H
2	2.548	40.55	Pk	32.3	-14.7	58.15	-	-	74	-15.85	21	117	H
3	* 2.484	29.33	RMS	32.4	-14.7	47.03	54	-6.97	-	-	21	117	H
4	* 2.484	30.29	RMS	32.4	-14.7	47.99	54	-6.01	-	-	21	117	H

* - indicates frequency in CFR47 Pt 15 / IC RSS-Restricted Band
Pk - Peak detector
RMS - RMS detection

UL VERIFICATION SERVICES INC.
47173 Benicia Street, Fremont, CA 94538; USA TEL:(510) 319-4000 FAX:(510) 661-0888
This report shall not be reproduced except in full, without the written approval of UL Verification Services Inc.

VERTICAL RESULT

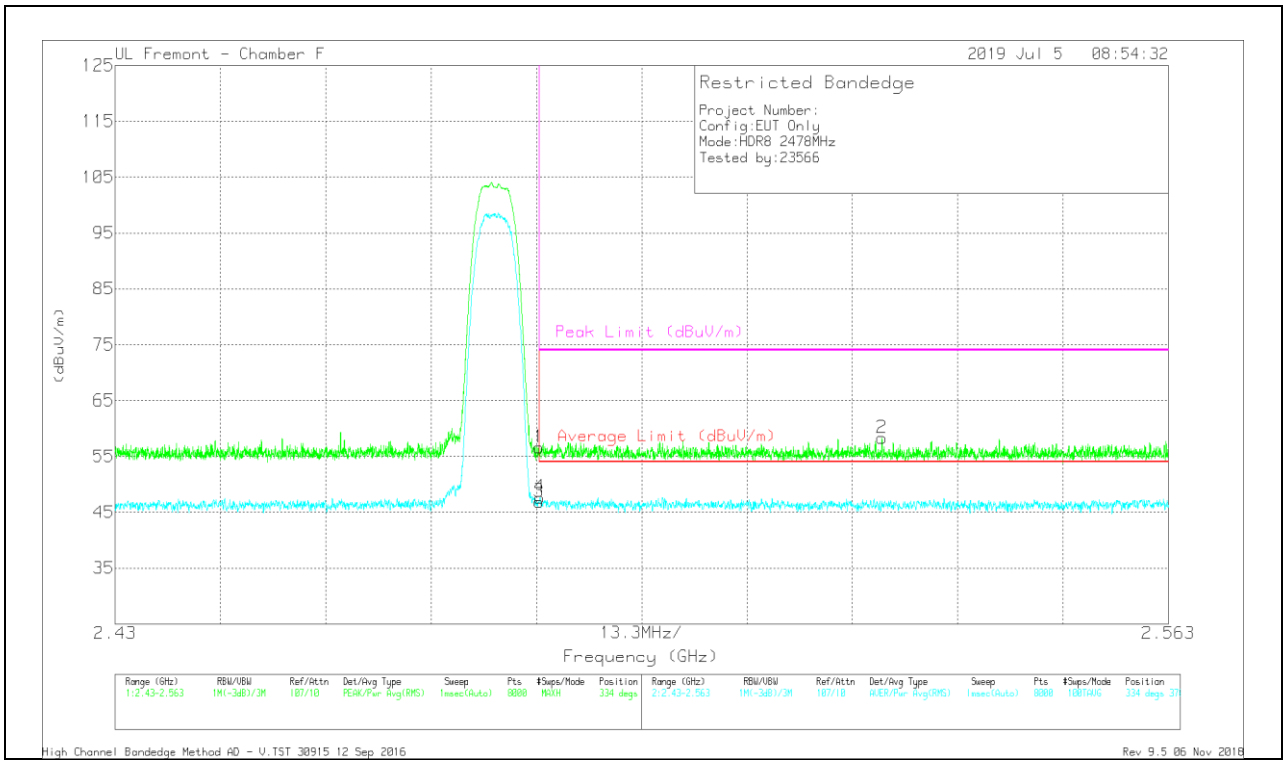

Marker	Frequency (GHz)	Meter Reading (dBuV)	Det	AF T345 (dB/m)	Amp/Cbl/Fltr /Pad (dB)	Corrected Reading (dBuV/m)	Average Limit (dBuV/m)	Margin (dB)	Peak Limit (dBuV/m)	PK Margin (dB)	Azimuth (Degs)	Height (cm)	Polarity
1	* 2.484	38.9	Pk	32.4	-14.7	56.6	-	-	74	-17.4	334	370	V
2	2.527	40.59	Pk	32.4	-14.7	58.29	-	-	74	-15.71	334	370	V
3	* 2.484	29.17	RMS	32.4	-14.7	46.87	54	-7.13	-	-	334	370	V
4	* 2.484	29.95	RMS	32.4	-14.7	47.65	54	-6.35	-	-	334	370	V

* - indicates frequency in CFR47 Pt 15 / IC RSS-Restricted Band
Pk - Peak detector
RMS - RMS detection

UL VERIFICATION SERVICES INC.
47173 Benicia Street, Fremont, CA 94538; USA TEL:(510) 319-4000 FAX:(510) 661-0888
This report shall not be reproduced except in full, without the written approval of UL Verification Services Inc.

HARMONICS AND SPURIOUS EMISSIONS

LOW CHANNEL RESULTS

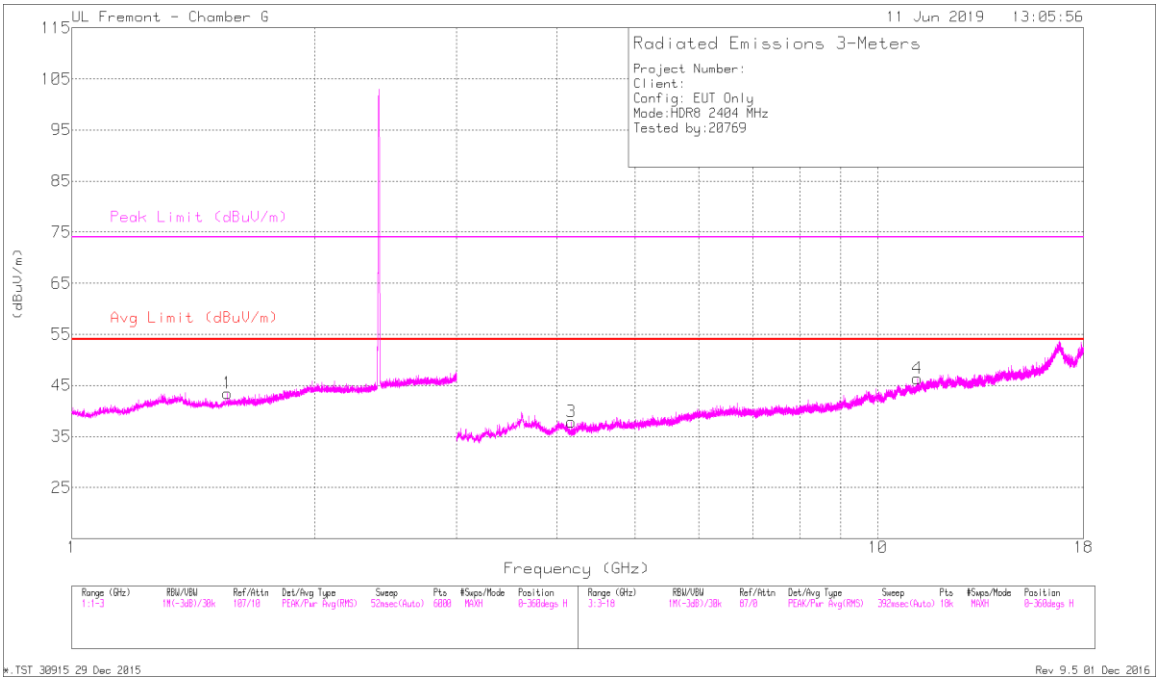

HORIZONTAL

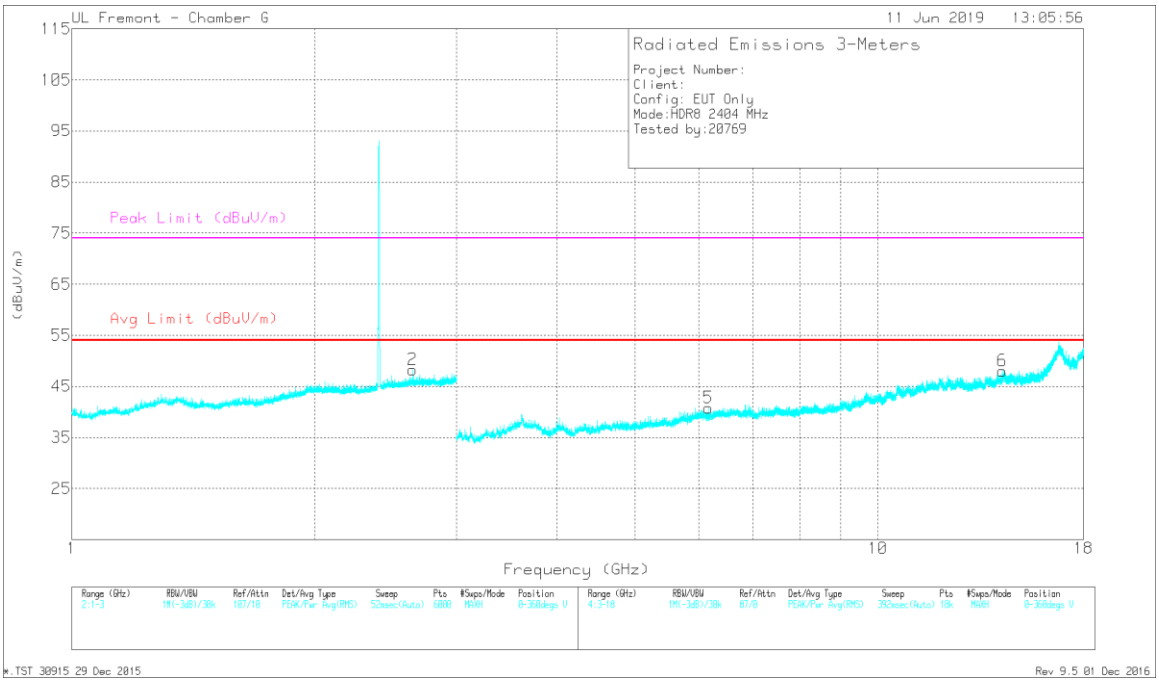

VERTICAL

UL VERIFICATION SERVICES INC.
47173 Benicia Street, Fremont, CA 94538; USA TEL:(510) 319-4000 FAX:(510) 661-0888

This report shall not be reproduced except in full, without the written approval of UL Verification Services Inc.

RADIATED EMISSIONS

Marker	Frequency (GHz)	Meter Reading (dBuV)	Det	AF T120 (dB/m)	Amp/Cbl/ Fltr/Pad (dB)	Corrected Reading (dBuV/m)	Avg Limit (dBuV/m)	Margin (dB)	Peak Limit (dBuV/m)	PK Margin (dB)	Azimuth (Degs)	Height (cm)	Polarity
1	* 1.561	43.68	PK2	27.8	-21.4	50.08	-	-	74	-23.92	208	259	H
	* 1.559	31.41	MAv1	27.8	-21.4	37.81	54	-16.19	-	-	208	259	H
3	* 4.167	41.01	PK2	33.5	-30.4	44.11	-	-	74	-29.89	347	384	H
	* 4.167	29.11	MAv1	33.5	-30.4	32.21	54	-21.79	-	-	347	384	H
4	* 11.196	37.28	PK2	38.5	-23	52.78	-	-	74	-21.22	101	380	H
	* 11.193	25.1	MAv1	38.4	-23	40.5	54	-13.5	-	-	101	380	H
2	2.648	43.18	PK2	32.6	-21.9	53.88	-	-	-	-	250	316	V
5	6.157	41.26	PK2	35.7	-29.6	47.36	-	-	-	-	172	143	V
6	14.262	36.84	PK2	39.9	-22.9	53.84	-	-	-	-	40	232	V

* - indicates frequency in CFR47 Pt 15 / IC RSS-Restricted Band
PK2 - KDB558074 Method: Maximum Peak
MAv1 - KDB558074 Option 1 Maximum RMS Average

UL VERIFICATION SERVICES INC.
47173 Benicia Street, Fremont, CA 94538; USA TEL:(510) 319-4000 FAX:(510) 661-0888
This report shall not be reproduced except in full, without the written approval of UL Verification Services Inc.

MID CHANNEL RESULTS

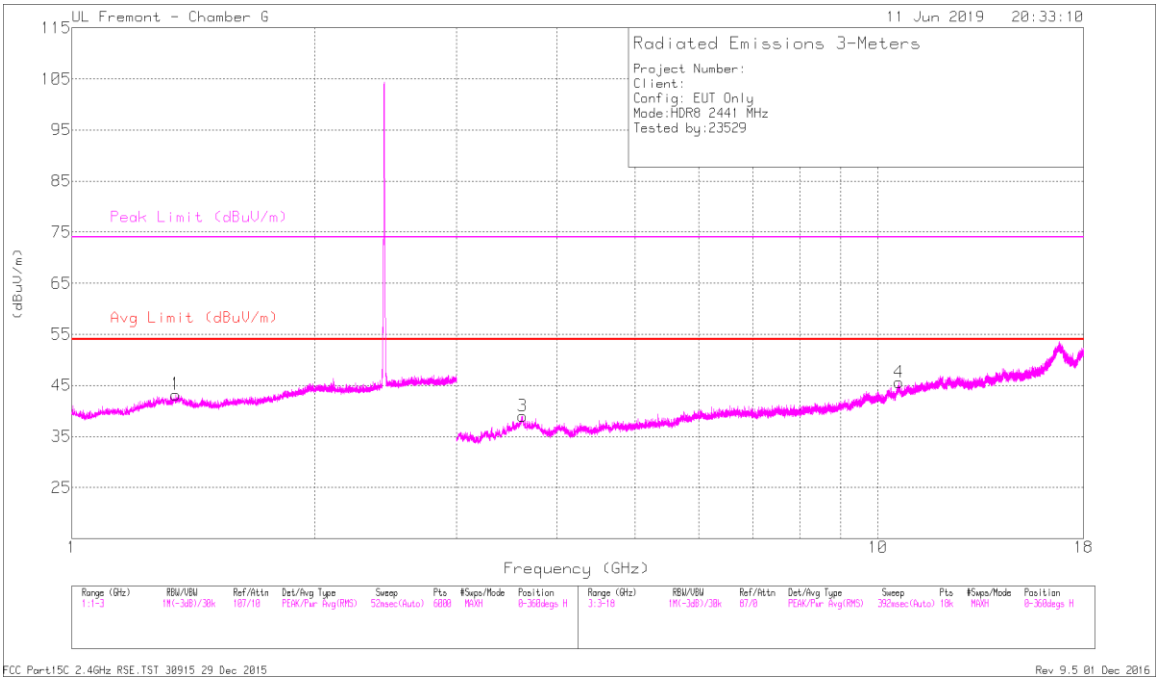

HORIZONTAL

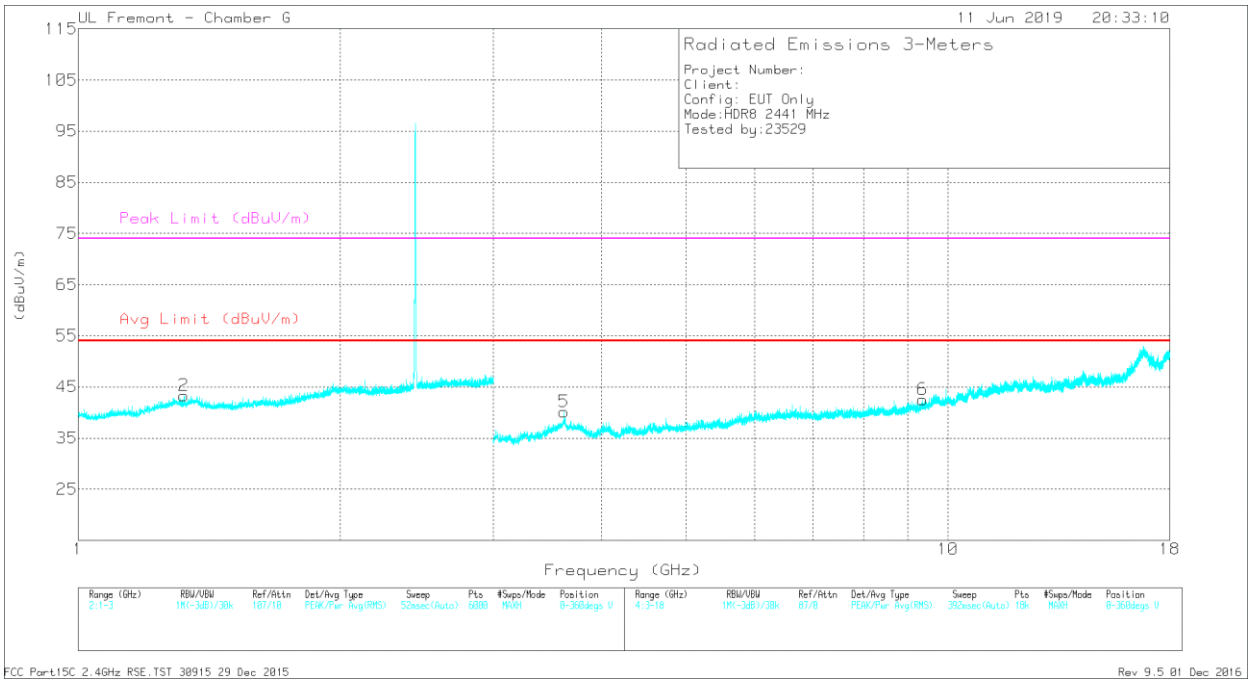

VERTICAL

UL VERIFICATION SERVICES INC.
47173 Benicia Street, Fremont, CA 94538; USA TEL:(510) 319-4000 FAX:(510) 661-0888

This report shall not be reproduced except in full, without the written approval of UL Verification Services Inc.

RADIATED EMISSIONS

Marker	Frequency (GHz)	Meter Reading (dBuV)	Det	AF T120 (dB/m)	Amp/Cbl/ Fltr/Pad (dB)	Corrected Reading (dBuV/m)	Avg Limit (dBuV/m)	Margin (dB)	Peak Limit (dBuV/m)	PK Margin (dB)	Azimuth (Degs)	Height (cm)	Polarity
1	* 1.346	43.82	PK2	29.8	-23.3	50.32	-	-	74	-23.68	58	169	H
	* 1.346	31.97	MAv1	29.8	-23.3	38.47	54	-15.53	-	-	58	169	H
2	* 1.323	43.77	PK2	29.8	-23.5	50.07	-	-	74	-23.93	212	115	V
	* 1.324	31.85	MAv1	29.8	-23.5	38.15	54	-15.85	-	-	212	115	V
3	* 3.625	40.64	PK2	35.5	-29.8	46.34	-	-	74	-27.66	185	181	H
	* 3.626	29.44	MAv1	35.4	-29.8	35.04	54	-18.96	-	-	185	181	H
4	* 10.63	36.88	PK2	38.1	-23.1	51.88	-	-	74	-22.12	201	221	H
	* 10.627	25.89	MAv1	38.2	-23.2	40.89	54	-13.11	-	-	201	221	H
5	* 3.62	40.95	PK2	35.7	-30	46.65	-	-	74	-27.35	126	172	V
	* 3.62	29.5	MAv1	35.7	-30	35.2	54	-18.8	-	-	126	172	V
6	* 9.355	38.18	PK2	36.8	-25.3	49.68	-	-	74	-24.32	97	191	V
	* 9.357	26.49	MAv1	36.8	-25.3	37.99	54	-16.01	-	-	97	191	V

* - indicates frequency in CFR47 Pt 15 / IC RSS-Restricted Band
PK2 - KDB558074 Method: Maximum Peak
MAv1 - KDB558074 Option 1 Maximum RMS Average

UL VERIFICATION SERVICES INC.
47173 Benicia Street, Fremont, CA 94538; USA TEL:(510) 319-4000 FAX:(510) 661-0888
This report shall not be reproduced except in full, without the written approval of UL Verification Services Inc.

HIGH CHANNEL RESULTS

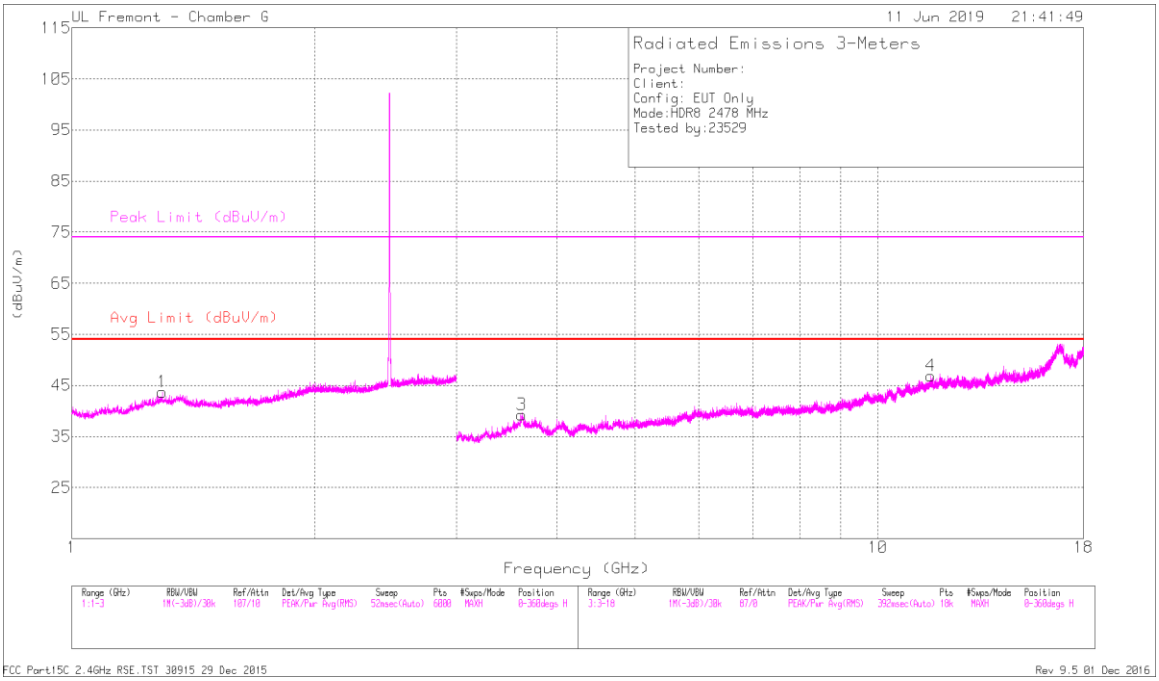

HORIZONTAL

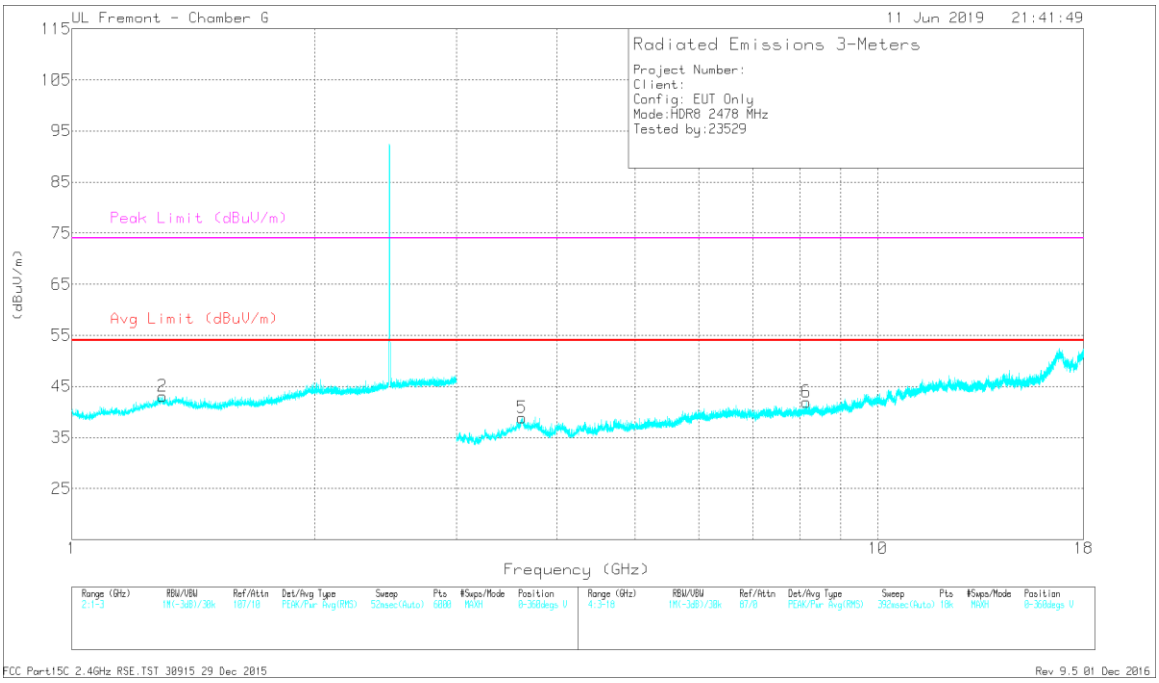

VERTICAL

UL VERIFICATION SERVICES INC.
47173 Benicia Street, Fremont, CA 94538; USA TEL:(510) 319-4000 FAX:(510) 661-0888

This report shall not be reproduced except in full, without the written approval of UL Verification Services Inc.

RADIATED EMISSIONS

Marker	Frequency (GHz)	Meter Reading (dBuV)	Det	AF T120 (dB/m)	Amp/Cbl/ Fltr/Pad (dB)	Corrected Reading (dBuV/m)	Avg Limit (dBuV/m)	Margin (dB)	Peak Limit (dBuV/m)	PK Margin (dB)	Azimuth (Degs)	Height (cm)	Polarity
1	* 1.295	43.79	PK2	29.9	-23.5	50.19	-	-	74	-23.81	241	157	H
	* 1.294	32.07	MAv1	29.9	-23.5	38.47	54	-15.53	-	-	241	157	H
2	* 1.296	43.42	PK2	29.8	-23.5	49.72	-	-	74	-24.28	198	223	V
	* 1.298	31.93	MAv1	29.7	-23.5	38.13	54	-15.87	-	-	198	223	V
3	* 3.614	40.93	PK2	35.5	-30.2	46.23	-	-	74	-27.77	74	121	H
	* 3.614	29.59	MAv1	35.5	-30.2	34.89	54	-19.11	-	-	74	121	H
4	* 11.631	36.45	PK2	39.2	-22.5	53.15	-	-	74	-20.85	124	187	H
	* 11.628	25.36	MAv1	39.2	-22.4	42.16	54	-11.84	-	-	124	187	H
5	* 3.619	40.81	PK2	35.7	-30	46.51	-	-	74	-27.49	217	208	V
	* 3.62	29.49	MAv1	35.7	-30	35.19	54	-18.81	-	-	217	208	V
6	* 8.159	37.65	PK2	36.1	-26.4	47.35	-	-	74	-26.65	19	113	V
	* 8.156	26.71	MAv1	36.1	-26.4	36.41	54	-17.59	-	-	19	113	V

* - indicates frequency in CFR47 Pt 15 / IC RSS-Restricted Band
PK2 - KDB558074 Method: Maximum Peak
MAv1 - KDB558074 Option 1 Maximum RMS Average

UL VERIFICATION SERVICES INC.
47173 Benicia Street, Fremont, CA 94538; USA TEL:(510) 319-4000 FAX:(510) 661-0888
This report shall not be reproduced except in full, without the written approval of UL Verification Services Inc.

Antenna 3

BANDEDGE (LOW CHANNEL)

HORIZONTAL RESULT

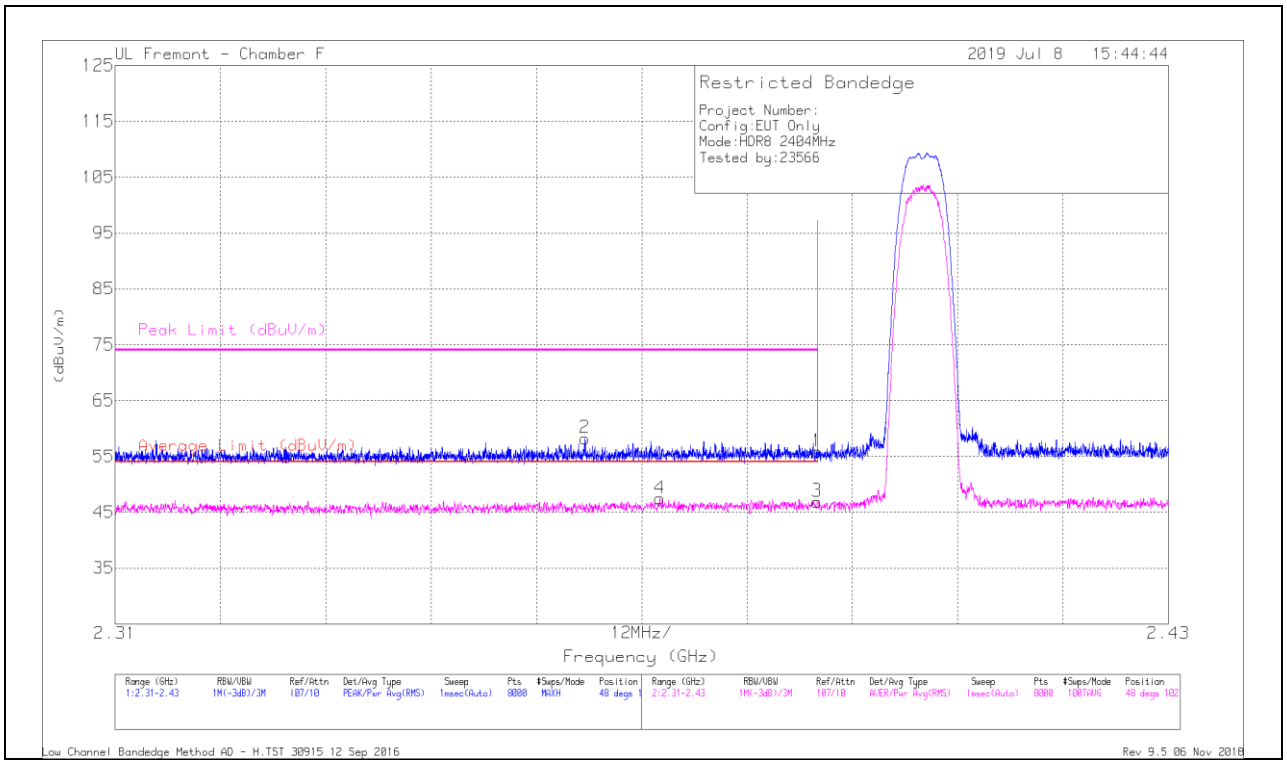

Marker	Frequency (GHz)	Meter Reading (dBuV)	Det	AF T345 (dB/m)	Amp/Cbl/Fltr /Pad (dB)	Corrected Reading (dBuV/m)	Average Limit (dBuV/m)	Margin (dB)	Peak Limit (dBuV/m)	PK Margin (dB)	Azimuth (Degs)	Height (cm)	Polarity
1	* 2.39	38.32	Pk	32	-14.5	55.82	-	-	74	-18.18	48	102	H
2	* 2.364	40.84	Pk	31.8	-14.4	58.24	-	-	74	-15.76	48	102	H
3	* 2.39	29.4	RMS	32	-14.5	46.9	54	-7.1	-	-	48	102	H
4	* 2.372	29.97	RMS	31.9	-14.4	47.47	54	-6.53	-	-	48	102	H

* - indicates frequency in CFR47 Pt 15 / IC RSS-Restricted Band
Pk - Peak detector
RMS - RMS detection

UL VERIFICATION SERVICES INC.
47173 Benicia Street, Fremont, CA 94538; USA TEL:(510) 319-4000 FAX:(510) 661-0888
This report shall not be reproduced except in full, without the written approval of UL Verification Services Inc.

VERTICAL RESULT

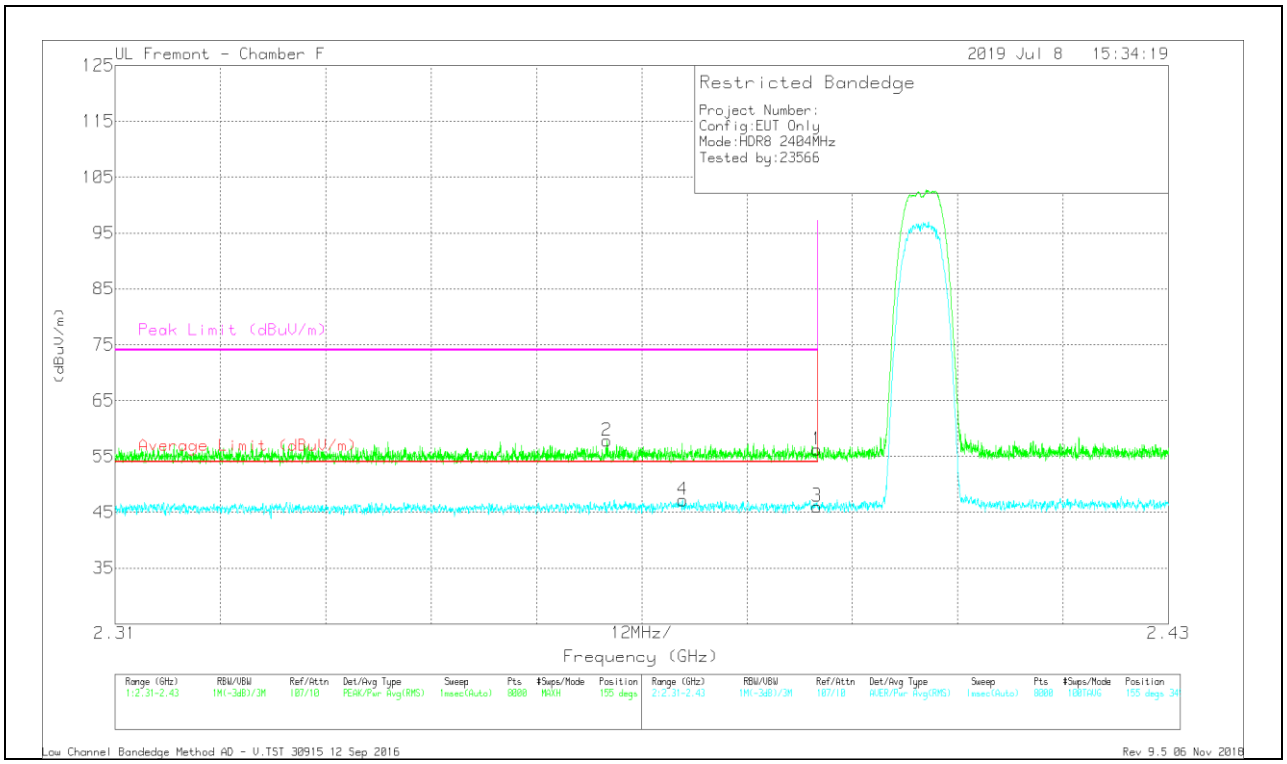

Marker	Frequency (GHz)	Meter Reading (dBuV)	Det	AF T345 (dB/m)	Amp/Cbl/Fltr /Pad (dB)	Corrected Reading (dBuV/m)	Average Limit (dBuV/m)	Margin (dB)	Peak Limit (dBuV/m)	PK Margin (dB)	Azimuth (Degs)	Height (cm)	Polarity
1	* 2.39	38.71	Pk	32	-14.5	56.21	-	-	74	-17.79	155	345	V
2	* 2.366	40.39	Pk	31.8	-14.4	57.79	-	-	74	-16.21	155	345	V
3	* 2.39	28.52	RMS	32	-14.5	46.02	54	-7.98	-	-	155	345	V
4	* 2.375	29.7	RMS	31.9	-14.4	47.2	54	-6.8	-	-	155	345	V

* - indicates frequency in CFR47 Pt 15 / IC RSS-Restricted Band
Pk - Peak detector
RMS - RMS detection

UL VERIFICATION SERVICES INC.
47173 Benicia Street, Fremont, CA 94538; USA TEL:(510) 319-4000 FAX:(510) 661-0888
This report shall not be reproduced except in full, without the written approval of UL Verification Services Inc.

BANDEDGE (HIGH CHANNEL)

HORIZONTAL RESULT

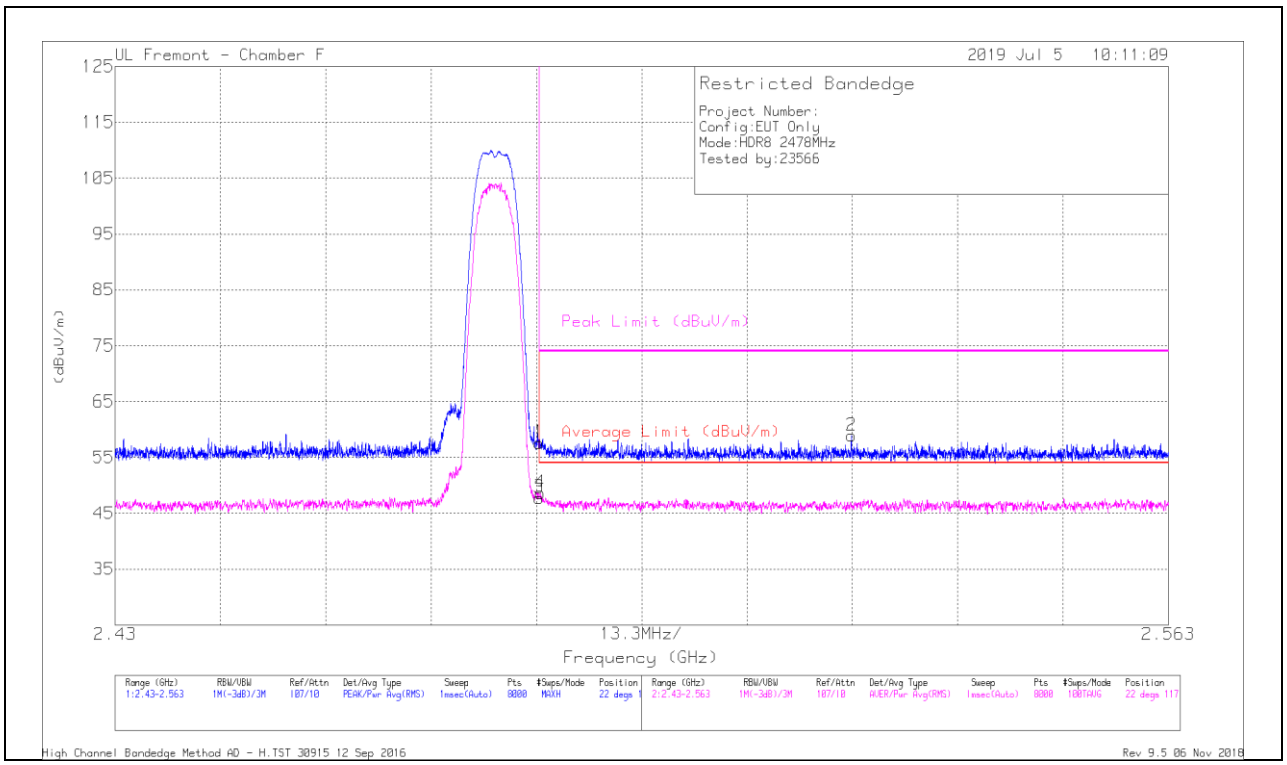

Marker	Frequency (GHz)	Meter Reading (dBuV)	Det	AF T345 (dB/m)	Amp/Cbl/Fltr /Pad (dB)	Corrected Reading (dBuV/m)	Average Limit (dBuV/m)	Margin (dB)	Peak Limit (dBuV/m)	PK Margin (dB)	Azimuth (Degs)	Height (cm)	Polarity
1	* 2.484	39.93	Pk	32.4	-14.7	57.63	-	-	74	-16.37	22	117	H
2	2.523	41.1	Pk	32.3	-14.5	58.9	-	-	74	-15.1	22	117	H
3	* 2.484	30.04	RMS	32.4	-14.7	47.74	54	-6.26	-	-	22	117	H
4	* 2.484	30.94	RMS	32.4	-14.7	48.64	54	-5.36	-	-	22	117	H

* - indicates frequency in CFR47 Pt 15 / IC RSS-Restricted Band
Pk - Peak detector
RMS - RMS detection

UL VERIFICATION SERVICES INC.
47173 Benicia Street, Fremont, CA 94538; USA TEL:(510) 319-4000 FAX:(510) 661-0888
This report shall not be reproduced except in full, without the written approval of UL Verification Services Inc.

VERTICAL RESULT

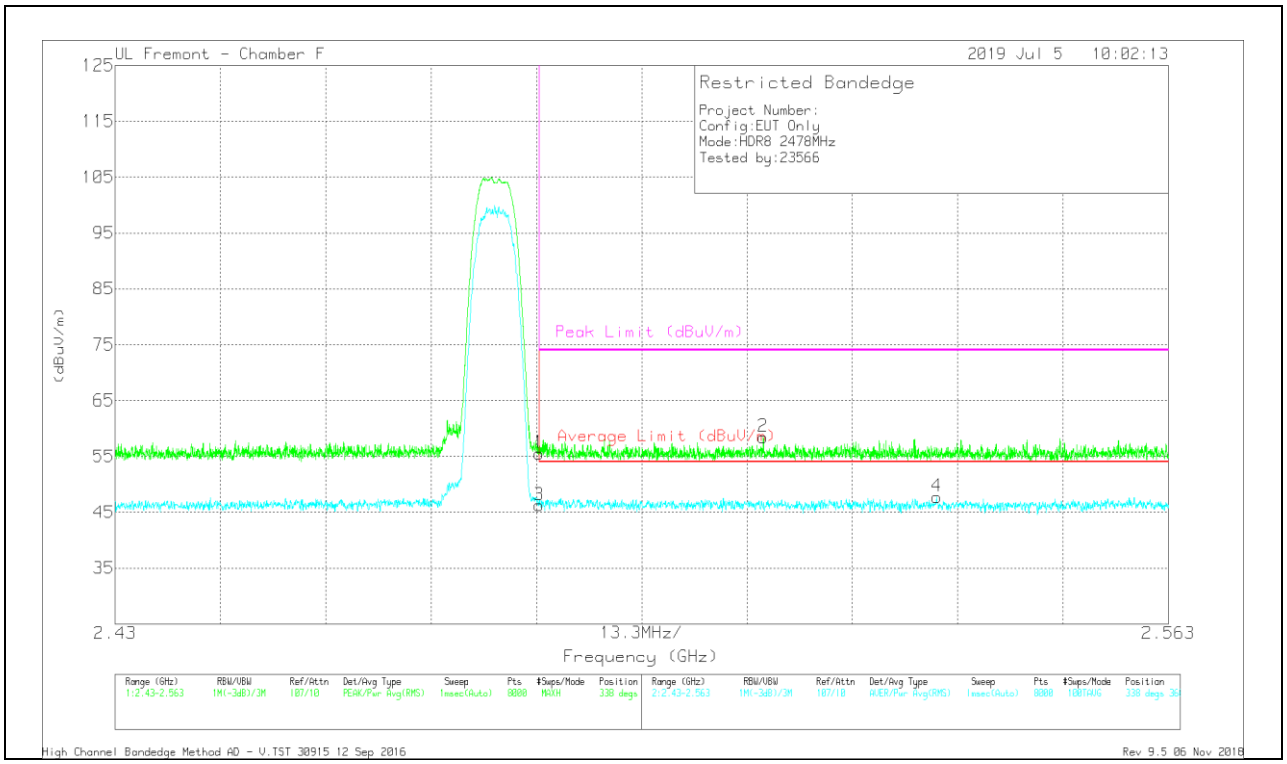

Marker	Frequency (GHz)	Meter Reading (dBuV)	Det	AF T345 (dB/m)	Amp/Cbl/Fltr /Pad (dB)	Corrected Reading (dBuV/m)	Average Limit (dBuV/m)	Margin (dB)	Peak Limit (dBuV/m)	PK Margin (dB)	Azimuth (Degs)	Height (cm)	Polarity
1	* 2.484	37.86	Pk	32.4	-14.7	55.56	-	-	74	-18.44	338	366	V
2	2.512	40.78	Pk	32.4	-14.7	58.48	-	-	74	-15.52	338	366	V
3	* 2.484	28.55	RMS	32.4	-14.7	46.25	54	-7.75	-	-	338	366	V
4	2.534	30.18	RMS	32.3	-14.7	47.78	54	-6.22	-	-	338	366	V

* - indicates frequency in CFR47 Pt 15 / IC RSS-Restricted Band
Pk - Peak detector
RMS - RMS detection

UL VERIFICATION SERVICES INC.
47173 Benicia Street, Fremont, CA 94538; USA TEL:(510) 319-4000 FAX:(510) 661-0888
This report shall not be reproduced except in full, without the written approval of UL Verification Services Inc.

HARMONICS AND SPURIOUS EMISSIONS

LOW CHANNEL RESULTS

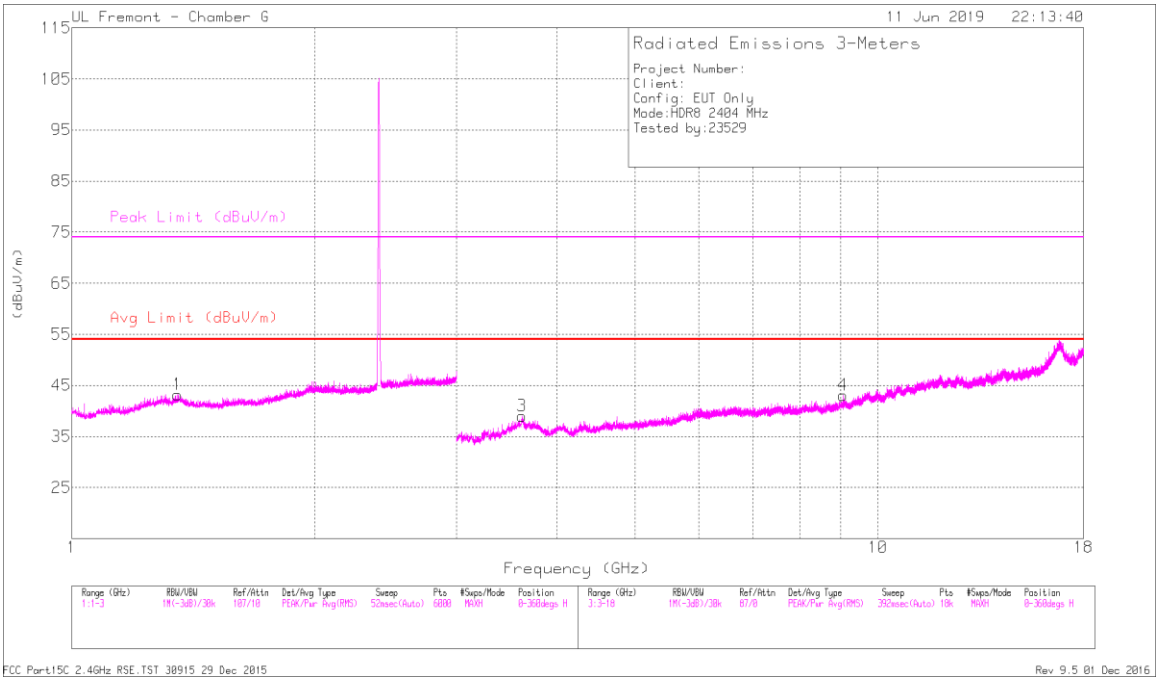

HORIZONTAL

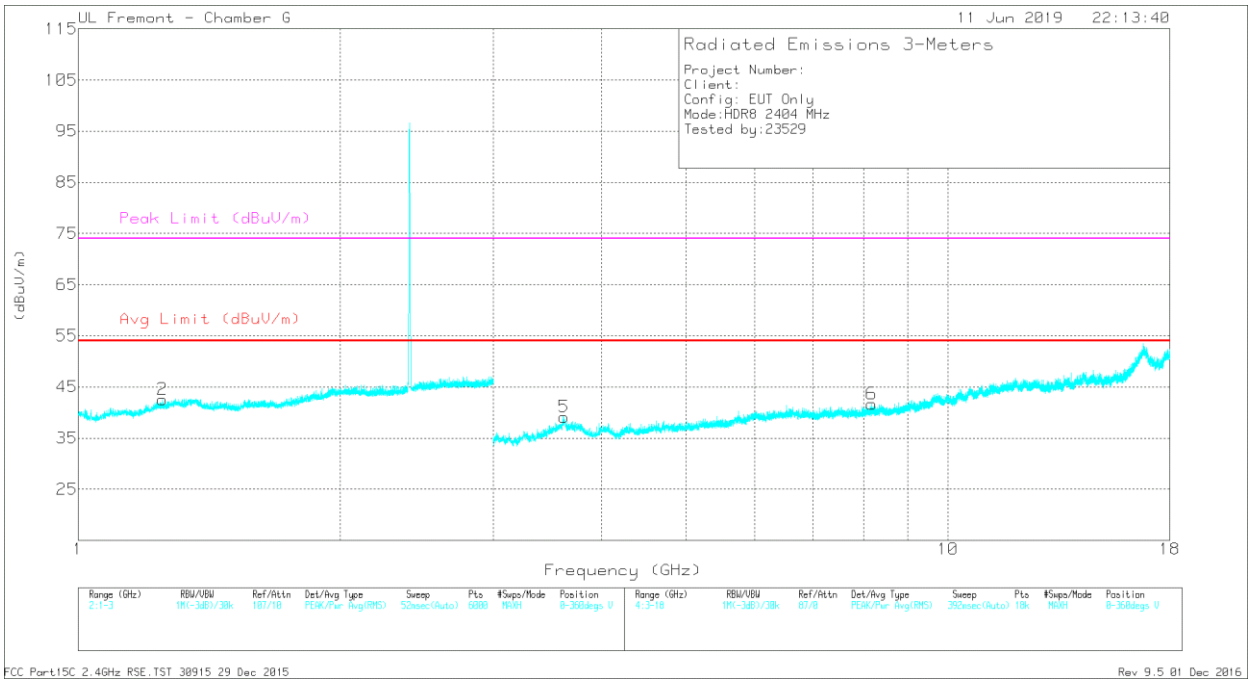

VERTICAL

UL VERIFICATION SERVICES INC.
47173 Benicia Street, Fremont, CA 94538; USA TEL:(510) 319-4000 FAX:(510) 661-0888

This report shall not be reproduced except in full, without the written approval of UL Verification Services Inc.

RADIATED EMISSIONS

Marker	Frequency (GHz)	Meter Reading (dBuV)	Det	AF T120 (dB/m)	Amp/Cbl/ Fltr/Pad (dB)	Corrected Reading (dBuV/m)	Avg Limit (dBuV/m)	Margin (dB)	Peak Limit (dBuV/m)	PK Margin (dB)	Azimuth (Degs)	Height (cm)	Polarity
1	* 1.354	44.02	PK2	30	-23.3	50.72	-	-	74	-23.28	158	201	H
	* 1.353	31.78	MAv1	30	-23.3	38.48	54	-15.52	-	-	158	201	H
2	* 1.251	43.62	PK2	29.2	-23.7	49.12	-	-	74	-24.88	75	188	V
	* 1.249	32.02	MAv1	29.2	-23.6	37.62	54	-16.38	-	-	75	188	V
3	* 3.62	40.8	PK2	35.7	-30	46.5	-	-	74	-27.5	142	192	H
	* 3.617	29.52	MAv1	35.7	-30.1	35.12	54	-18.88	-	-	142	192	H
4	* 9.052	37.87	PK2	36.5	-25.3	49.07	-	-	74	-24.93	212	237	H
	* 9.052	26.43	MAv1	36.5	-25.3	37.63	54	-16.37	-	-	212	237	H
5	* 3.623	40.57	PK2	35.6	-29.9	46.27	-	-	74	-27.73	186	107	V
	* 3.621	29.44	MAv1	35.7	-30	35.14	54	-18.86	-	-	186	107	V
6	* 8.173	38.17	PK2	36.1	-26.5	47.77	-	-	74	-26.23	312	161	V
	* 8.176	27.12	MAv1	36.1	-26.5	36.72	54	-17.28	-	-	312	161	V

* - indicates frequency in CFR47 Pt 15 / IC RSS-Restricted Band
PK2 - KDB558074 Method: Maximum Peak
MAv1 - KDB558074 Option 1 Maximum RMS Average

UL VERIFICATION SERVICES INC.
47173 Benicia Street, Fremont, CA 94538; USA TEL:(510) 319-4000 FAX:(510) 661-0888
This report shall not be reproduced except in full, without the written approval of UL Verification Services Inc.

MID CHANNEL RESULTS

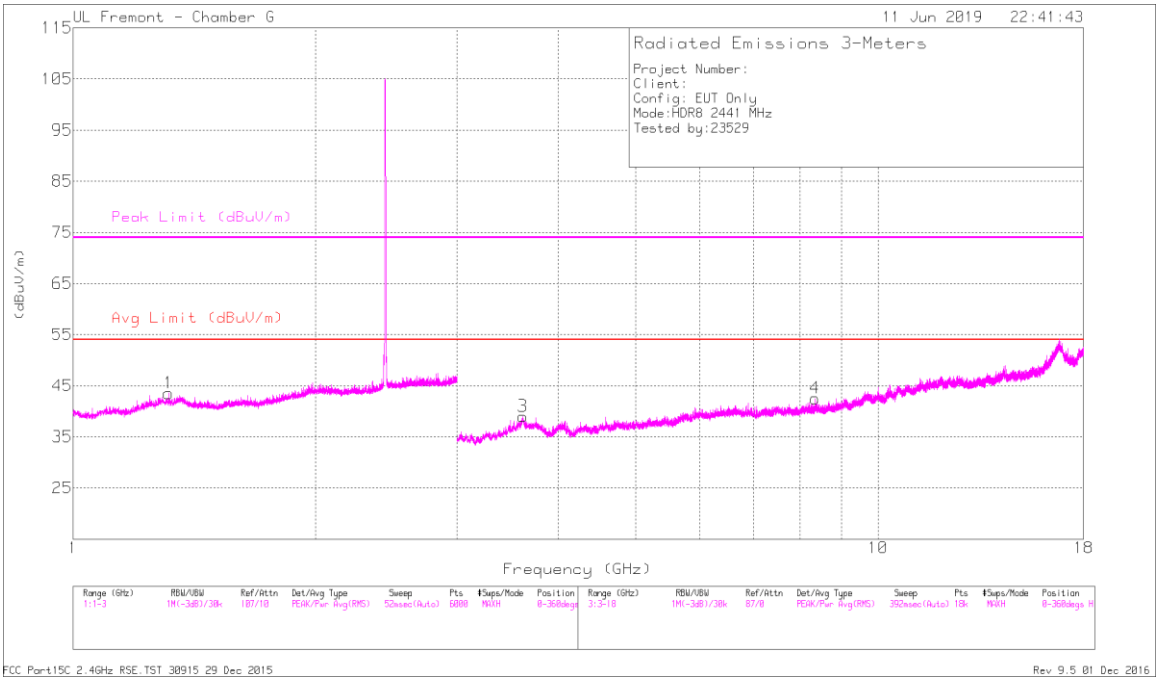

HORIZONTAL

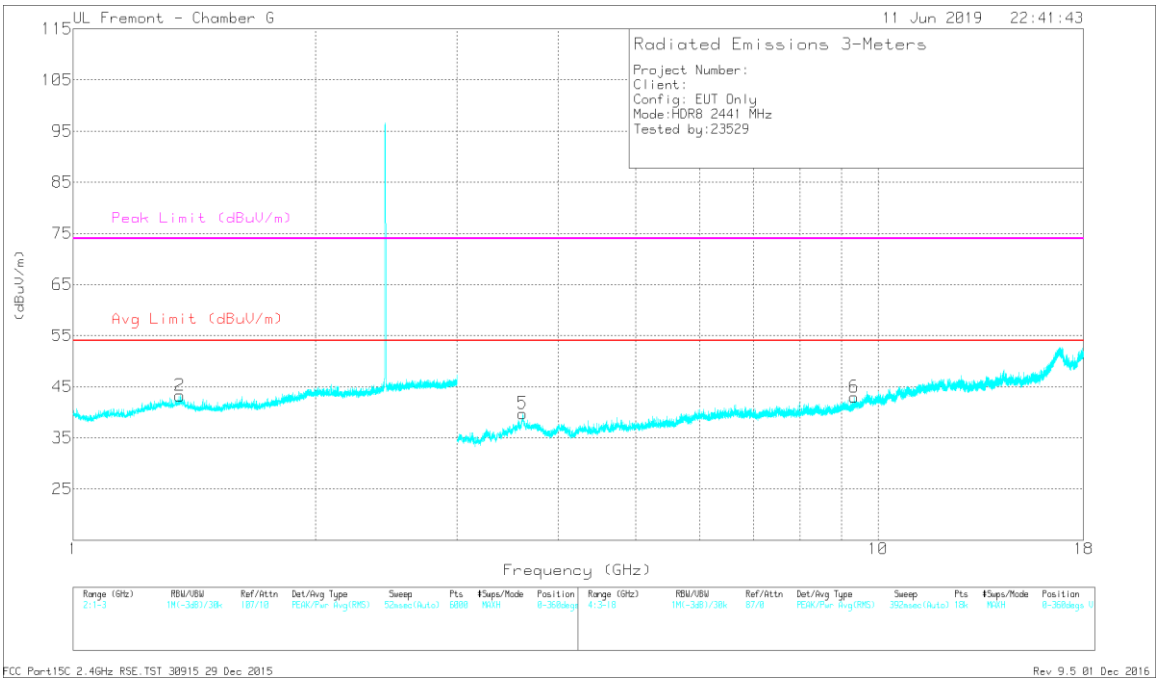

VERTICAL

UL VERIFICATION SERVICES INC.
47173 Benicia Street, Fremont, CA 94538; USA TEL:(510) 319-4000 FAX:(510) 661-0888

This report shall not be reproduced except in full, without the written approval of UL Verification Services Inc.

RADIATED EMISSIONS

Marker	Frequency (GHz)	Meter Reading (dBuV)	Det	AF T120 (dB/m)	Amp/Cbl/ Fltr/Pad (dB)	Corrected Reading (dBuV/m)	Avg Limit (dBuV/m)	Margin (dB)	Peak Limit (dBuV/m)	PK Margin (dB)	Azimuth (Degs)	Height (cm)	Polarity
1	* 1.312	43.07	PK2	29.7	-23.5	49.27	-	-	74	-24.73	28	112	H
	* 1.313	31.79	MAv1	29.7	-23.5	37.99	54	-16.01	-	-	28	112	H
2	* 1.355	43.44	PK2	30	-23.3	50.14	-	-	74	-23.86	245	187	V
	* 1.355	32.03	MAv1	30	-23.3	38.73	54	-15.27	-	-	245	187	V
3	* 3.621	40.95	PK2	35.7	-30	46.65	-	-	74	-27.35	219	201	H
	* 3.619	29.64	MAv1	35.7	-30.1	35.24	54	-18.76	-	-	219	201	H
4	* 8.355	38.75	PK2	36.1	-26.4	48.45	-	-	74	-25.55	97	110	H
	* 8.354	27.74	MAv1	36.1	-26.4	37.44	54	-16.56	-	-	97	110	H
5	* 3.617	40.83	PK2	35.6	-30.1	46.33	-	-	74	-27.67	122	136	V
	* 3.619	29.54	MAv1	35.7	-30	35.24	54	-18.76	-	-	122	136	V
6	* 9.344	37.07	PK2	36.8	-25.2	48.67	-	-	74	-25.33	269	215	V
	* 9.346	26.6	MAv1	36.8	-25.2	38.2	54	-15.8	-	-	269	215	V

* - indicates frequency in CFR47 Pt 15 / IC RSS-Restricted Band
PK2 - KDB558074 Method: Maximum Peak
MAv1 - KDB558074 Option 1 Maximum RMS Average

UL VERIFICATION SERVICES INC.
47173 Benicia Street, Fremont, CA 94538; USA TEL:(510) 319-4000 FAX:(510) 661-0888
This report shall not be reproduced except in full, without the written approval of UL Verification Services Inc.

HIGH CHANNEL RESULTS

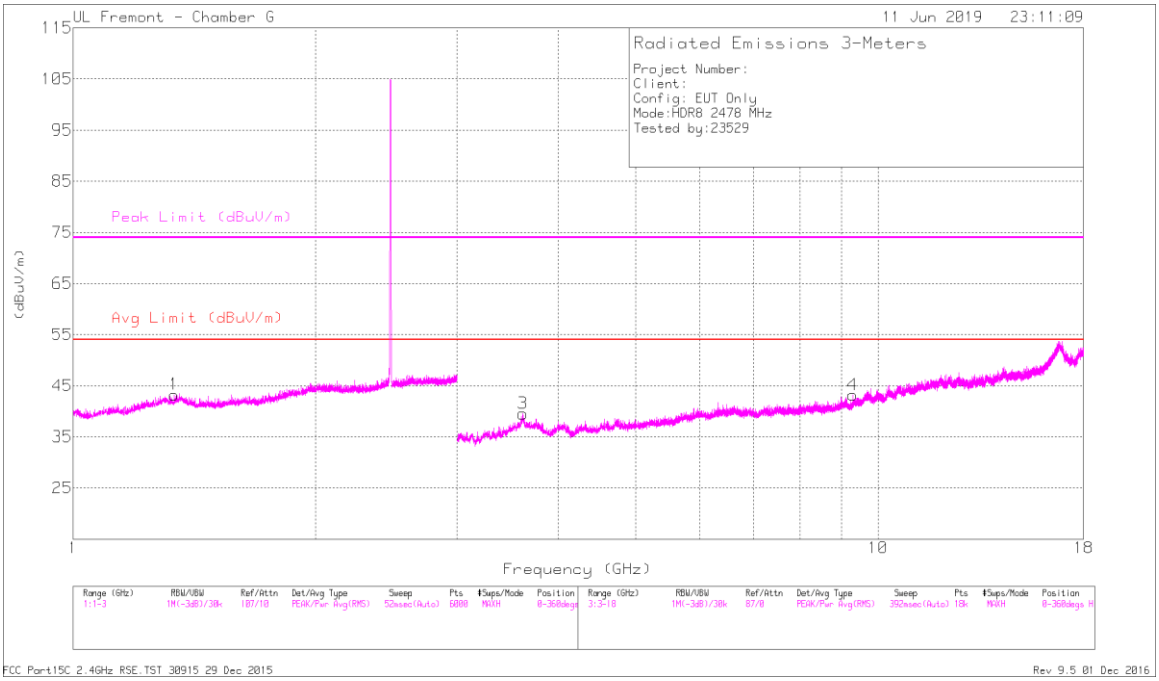

HORIZONTAL

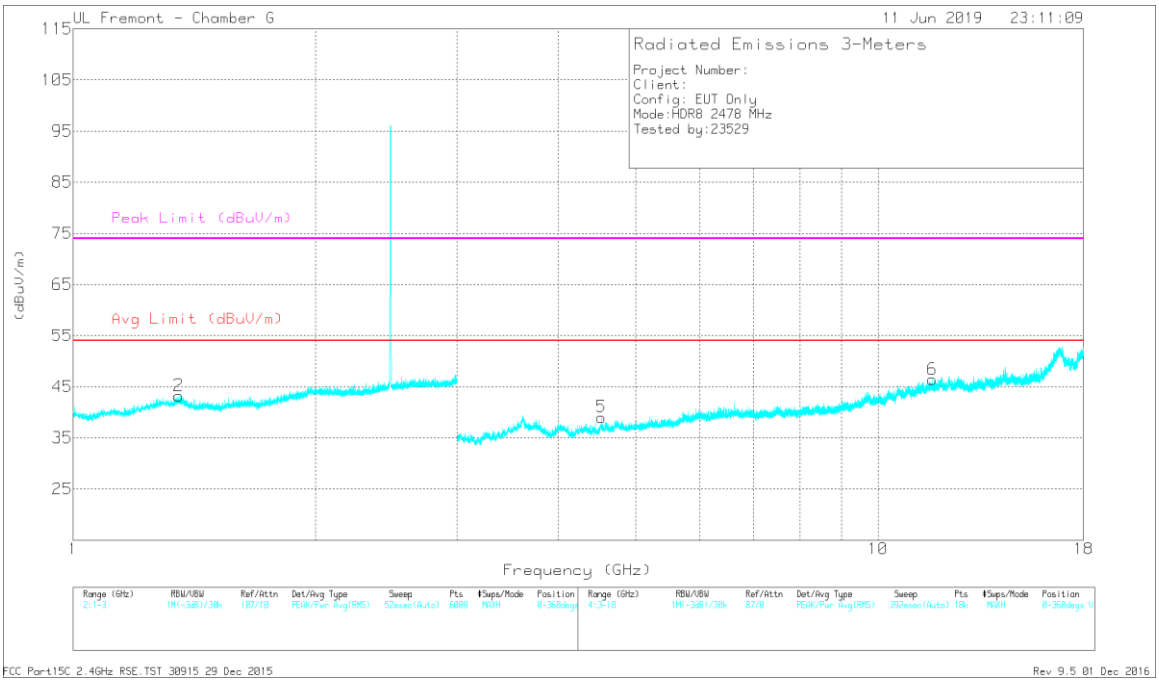

VERTICAL

UL VERIFICATION SERVICES INC.
47173 Benicia Street, Fremont, CA 94538; USA TEL:(510) 319-4000 FAX:(510) 661-0888

This report shall not be reproduced except in full, without the written approval of UL Verification Services Inc.

RADIATED EMISSIONS

Marker	Frequency (GHz)	Meter Reading (dBuV)	Det	AF T120 (dB/m)	Amp/Cbl/ Fltr/Pad (dB)	Corrected Reading (dBuV/m)	Avg Limit (dBuV/m)	Margin (dB)	Peak Limit (dBuV/m)	PK Margin (dB)	Azimuth (Degs)	Height (cm)	Polarity
1	* 1.336	43.28	PK2	29.8	-23.3	49.78	-	-	74	-24.22	93	112	H
	* 1.334	31.78	MAv1	29.7	-23.3	38.18	54	-15.82	-	-	93	112	H
2	* 1.352	43.82	PK2	30	-23.3	50.52	-	-	74	-23.48	127	132	V
	* 1.354	31.71	MAv1	30	-23.3	38.41	54	-15.59	-	-	127	132	V
3	* 3.619	40.99	PK2	35.7	-30.1	46.59	-	-	74	-27.41	255	191	H
	* 3.618	29.41	MAv1	35.7	-30.1	35.01	54	-18.99	-	-	255	191	H
5	* 4.533	40.91	PK2	34.1	-29.9	45.11	-	-	74	-28.89	237	208	V
	* 4.533	29.37	MAv1	34.1	-29.9	33.57	54	-20.43	-	-	237	208	V
6	* 11.677	36.6	PK2	39.2	-22.8	53	-	-	74	-21	46	223	V
	* 11.679	25.24	MAv1	39.2	-22.8	41.64	54	-12.36	-	-	46	223	V
4	9.531	38.78	PK2	37.3	-26	50.08	-	-	-	-	76	189	H

* - indicates frequency in CFR47 Pt 15 / IC RSS-Restricted Band
PK2 - KDB558074 Method: Maximum Peak
MAv1 - KDB558074 Option 1 Maximum RMS Average

UL VERIFICATION SERVICES INC.
47173 Benicia Street, Fremont, CA 94538; USA TEL:(510) 319-4000 FAX:(510) 661-0888
This report shall not be reproduced except in full, without the written approval of UL Verification Services Inc.

9.2.3. LOW POWER HDR (HDR4)

Antenna 4

BANDEDGE (LOW CHANNEL)

HORIZONTAL RESULT

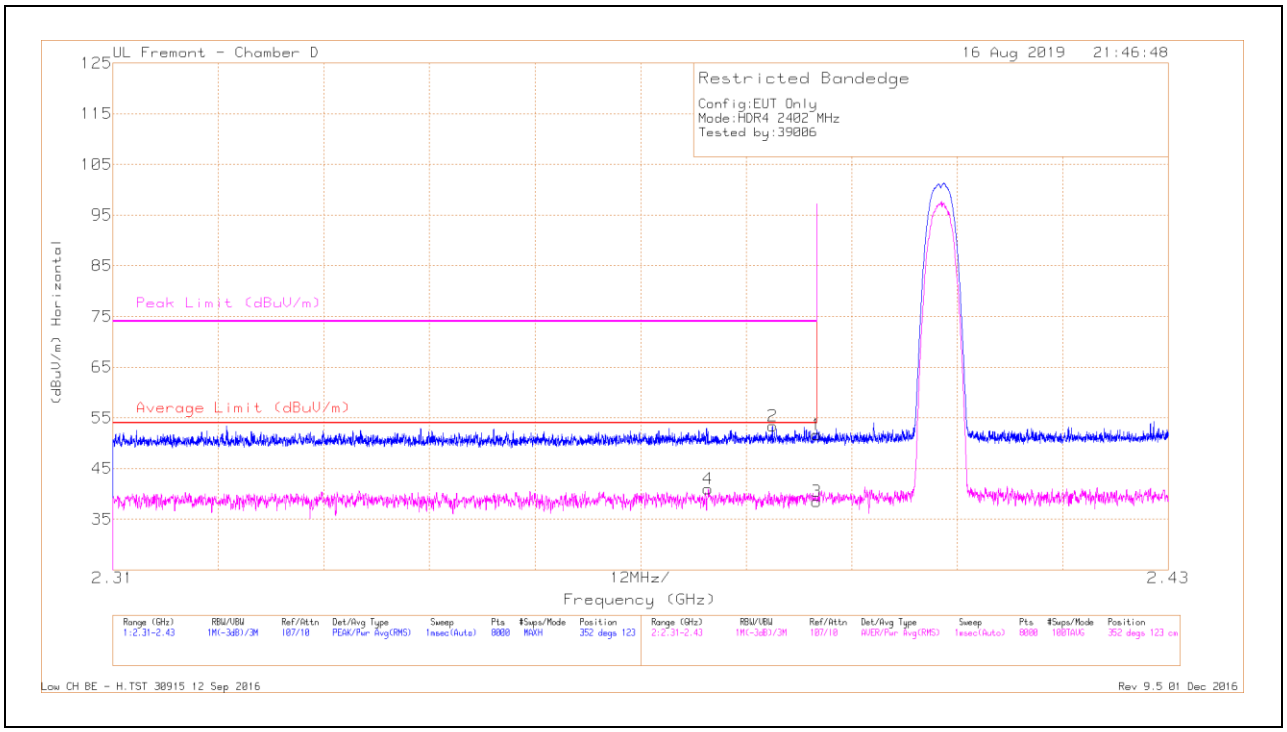

Marker	Frequency (GHz)	Meter Reading (dBuV)	Det	AF T712 (dB/m)	Amp/Cbl/Fltr/Pad (dB)	Corrected Reading (dBuV/m)	Average Limit (dBuV/m)	Margin (dB)	Peak Limit (dBuV/m)	PK Margin (dB)	Azimuth (Degs)	Height (cm)	Polarity
1	* 2.39	40.21	Pk	32	-20.6	51.61	-	-	74	-22.39	352	123	H
2	* 2.385	42.09	Pk	32	-20.7	53.39	-	-	74	-20.61	352	123	H
3	* 2.39	27.05	RMS	32	-20.6	38.45	54	-15.55	-	-	352	123	H
4	* 2.378	29.66	RMS	31.9	-20.6	40.96	54	-13.04	-	-	352	123	H

* - indicates frequency in CFR47 Pt 15 / IC RSS-Restricted Band
Pk - Peak detector
RMS - RMS detection

UL VERIFICATION SERVICES INC.
47173 Benicia Street, Fremont, CA 94538; USA TEL:(510) 319-4000 FAX:(510) 661-0888
This report shall not be reproduced except in full, without the written approval of UL Verification Services Inc.

VERTICAL RESULT

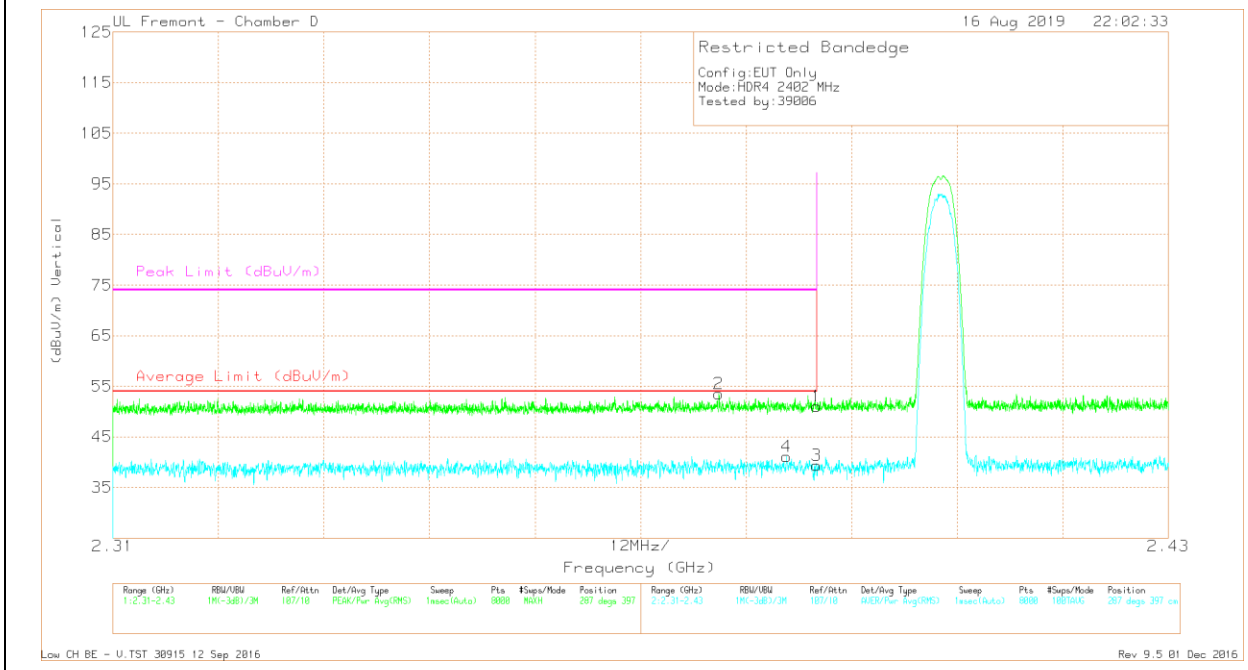

Marker	Frequency (GHz)	Meter Reading (dBuV)	Det	AF T712 (dB/m)	Amp/Cbl/Fltr/Pad (dB)	Corrected Reading (dBuV/m)	Average Limit (dBuV/m)	Margin (dB)	Peak Limit (dBuV/m)	PK Margin (dB)	Azimuth (Degs)	Height (cm)	Polarity
2	* 2.379	42.24	Pk	31.9	-20.6	53.54	-	-	74	-20.46	287	397	V
4	* 2.387	29.75	RMS	32	-20.7	41.05	54	-12.95	-	-	287	397	V
1	* 2.39	39.66	Pk	32	-20.6	51.06	-	-	74	-22.94	287	397	V
3	* 2.39	27.94	RMS	32	-20.6	39.34	54	-14.66	-	-	287	397	V

* - indicates frequency in CFR47 Pt 15 / IC RSS-Restricted Band
Pk - Peak detector
RMS - RMS detection

UL VERIFICATION SERVICES INC.
47173 Benicia Street, Fremont, CA 94538; USA TEL:(510) 319-4000 FAX:(510) 661-0888
This report shall not be reproduced except in full, without the written approval of UL Verification Services Inc.

BANDEDGE (HIGH CHANNEL)

HORIZONTAL RESULT

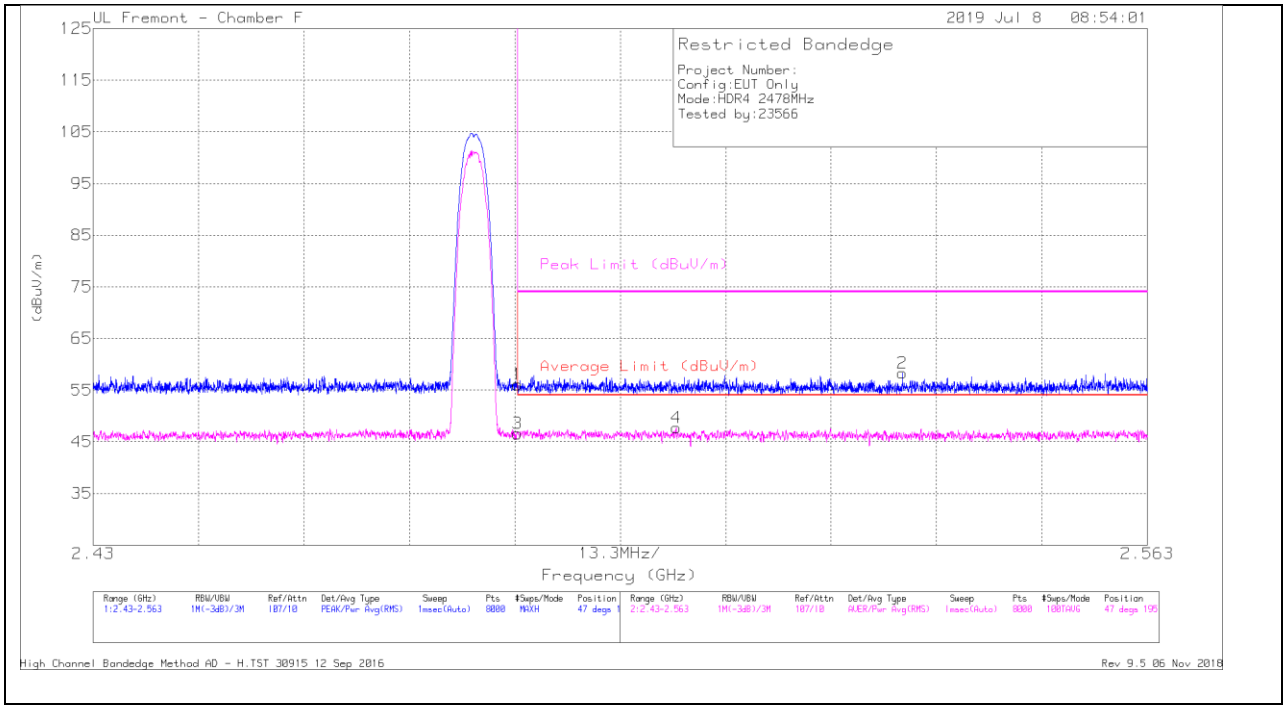

Marker	Frequency (GHz)	Meter Reading (dBuV)	Det	AF T345 (dB/m)	Amp/Cbl/Fltr /Pad (dB)	Corrected Reading (dBuV/m)	Average Limit (dBuV/m)	Margin (dB)	Peak Limit (dBuV/m)	PK Margin (dB)	Azimuth (Degs)	Height (cm)	Polarity
1	* 2.484	38.37	Pk	32.4	-14.7	56.07	-	-	74	-17.93	47	195	H
2	2.532	40.58	Pk	32.4	-14.7	58.28	-	-	74	-15.72	47	195	H
3	* 2.484	28.89	RMS	32.4	-14.7	46.59	54	-7.41	-	-	47	195	H
4	2.504	30.09	RMS	32.4	-14.8	47.69	54	-6.31	-	-	47	195	H

* - indicates frequency in CFR47 Pt 15 / IC RSS-Restricted Band
Pk - Peak detector
RMS - RMS detection
High Channel Bandedge Method AD - H.TST 30915 12 Sep 2016
Rev 9.5 06 Nov 2018

UL VERIFICATION SERVICES INC.
47173 Benicia Street, Fremont, CA 94538; USA TEL:(510) 319-4000 FAX:(510) 661-0888
This report shall not be reproduced except in full, without the written approval of UL Verification Services Inc.

VERTICAL RESULT

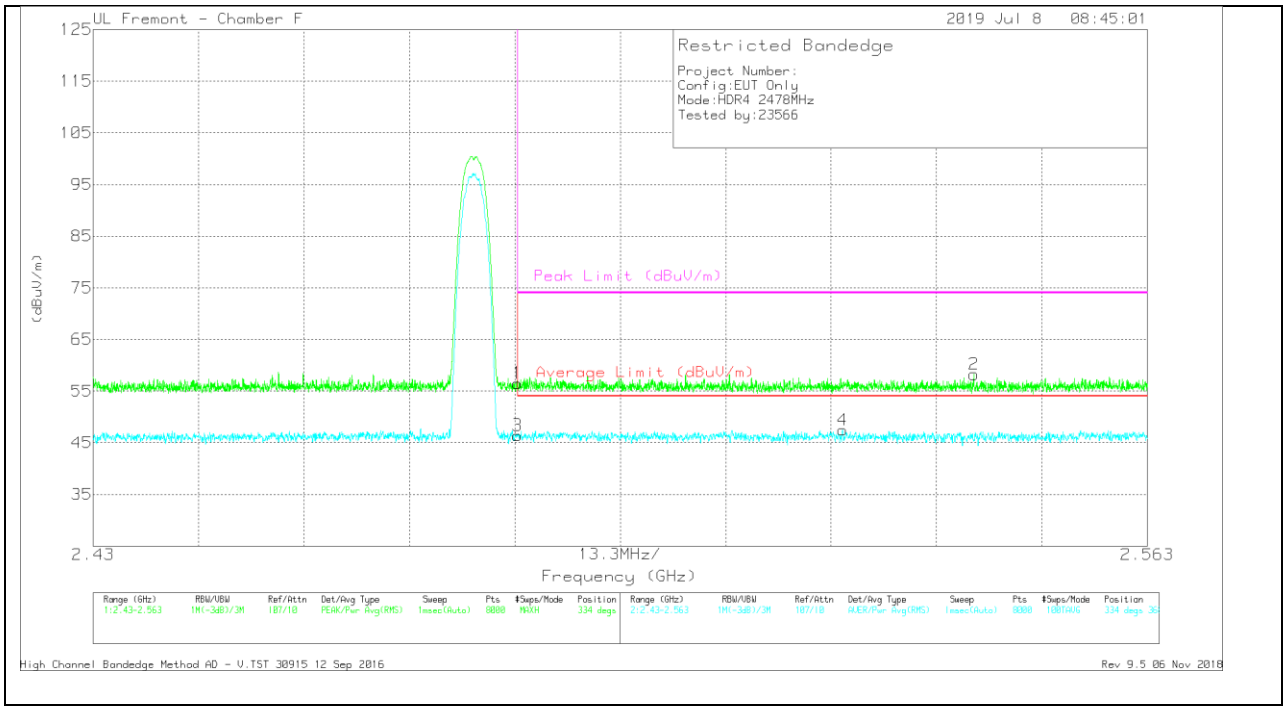

Marker	Frequency (GHz)	Meter Reading (dBuV)	Det	AF T345 (dB/m)	Amp/Cbl/Fltr /Pad (dB)	Corrected Reading (dBuV/m)	Average Limit (dBuV/m)	Margin (dB)	Peak Limit (dBuV/m)	PK Margin (dB)	Azimuth (Degs)	Height (cm)	Polarity
1	* 2.484	38.8	Pk	32.4	-14.7	56.5	-	-	74	-17.5	334	368	V
2	2.541	40.76	Pk	32.3	-14.8	58.26	-	-	74	-15.74	334	368	V
3	* 2.484	28.69	RMS	32.4	-14.7	46.39	54	-7.61	-	-	334	368	V
4	2.525	29.56	RMS	32.4	-14.5	47.46	54	-6.54	-	-	334	368	V

* - indicates frequency in CFR47 Pt 15 / IC RSS-Restricted Band
Pk - Peak detector
RMS - RMS detection
High Channel Bandedge Method AD - V.TST 30915 12 Sep 2016
Rev 9.5 06 Nov 2018

UL VERIFICATION SERVICES INC.
47173 Benicia Street, Fremont, CA 94538; USA TEL:(510) 319-4000 FAX:(510) 661-0888
This report shall not be reproduced except in full, without the written approval of UL Verification Services Inc.

HARMONICS AND SPURIOUS EMISSIONS

LOW CHANNEL RESULTS

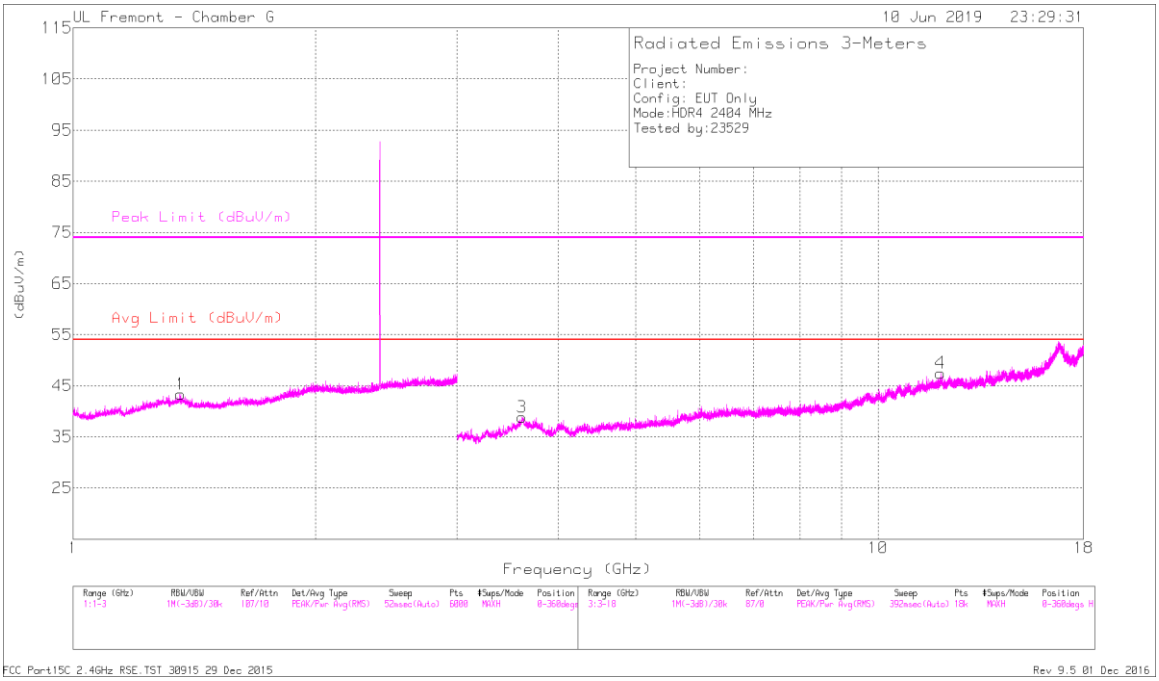

HORIZONTAL

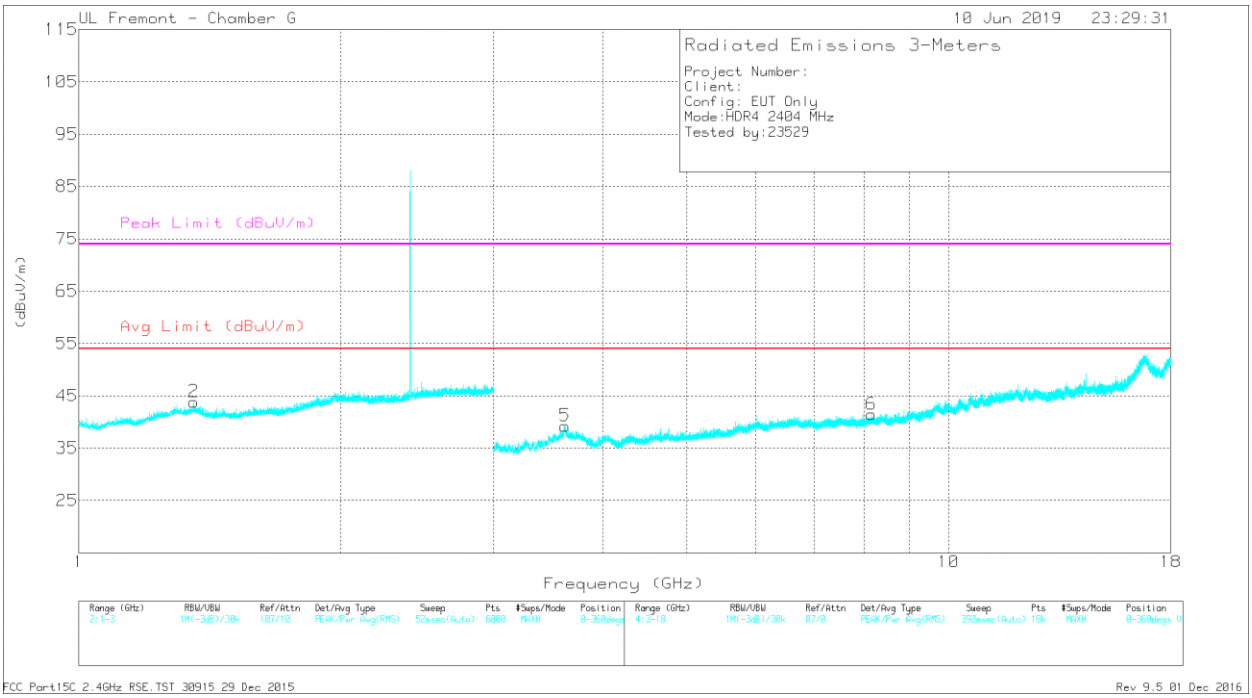

VERTICAL

UL VERIFICATION SERVICES INC.
47173 Benicia Street, Fremont, CA 94538; USA TEL:(510) 319-4000 FAX:(510) 661-0888

This report shall not be reproduced except in full, without the written approval of UL Verification Services Inc.

RADIATED EMISSIONS

Marker	Frequency (GHz)	Meter Reading (dBuV)	Det	AF T120 (dB/m)	Amp/Cbl/ Fltr/Pad (dB)	Corrected Reading (dBuV/m)	Avg Limit (dBuV/m)	Margin (dB)	Peak Limit (dBuV/m)	PK Margin (dB)	Azimuth (Degs)	Height (cm)	Polarity
1	* 1.36	43.54	PK2	29.9	-23.3	50.14	-	-	74	-23.86	327	163	H
	* 1.358	31.97	MAv1	29.9	-23.3	38.57	54	-15.43	-	-	327	163	H
2	* 1.355	43.72	PK2	30	-23.3	50.42	-	-	74	-23.58	136	207	V
	* 1.357	32.12	MAv1	30	-23.3	38.82	54	-15.18	-	-	136	207	V
3	* 3.614	41	PK2	35.5	-30.2	46.3	-	-	74	-27.7	171	196	H
	* 3.613	29.69	MAv1	35.4	-30.2	34.89	54	-19.11	-	-	171	196	H
4	* 11.958	35.77	PK2	39.4	-21.9	53.27	-	-	74	-20.73	247	259	H
	* 11.957	24.67	MAv1	39.4	-21.9	42.17	54	-11.83	-	-	247	259	H
5	* 3.62	39.92	PK2	35.7	-30	45.62	-	-	74	-28.38	96	185	V
	* 3.622	29.37	MAv1	35.7	-29.9	35.17	54	-18.83	-	-	96	185	V
6	* 8.154	38.24	PK2	36.1	-26.4	47.94	-	-	74	-26.06	131	193	V
	* 8.157	27.17	MAv1	36.1	-26.4	36.87	54	-17.13	-	-	131	193	V

* - indicates frequency in CFR47 Pt 15 / IC RSS-Restricted Band
PK2 - KDB558074 Method: Maximum Peak
MAv1 - KDB558074 Option 1 Maximum RMS Average

UL VERIFICATION SERVICES INC.
47173 Benicia Street, Fremont, CA 94538; USA TEL:(510) 319-4000 FAX:(510) 661-0888
This report shall not be reproduced except in full, without the written approval of UL Verification Services Inc.

MID CHANNEL RESULTS

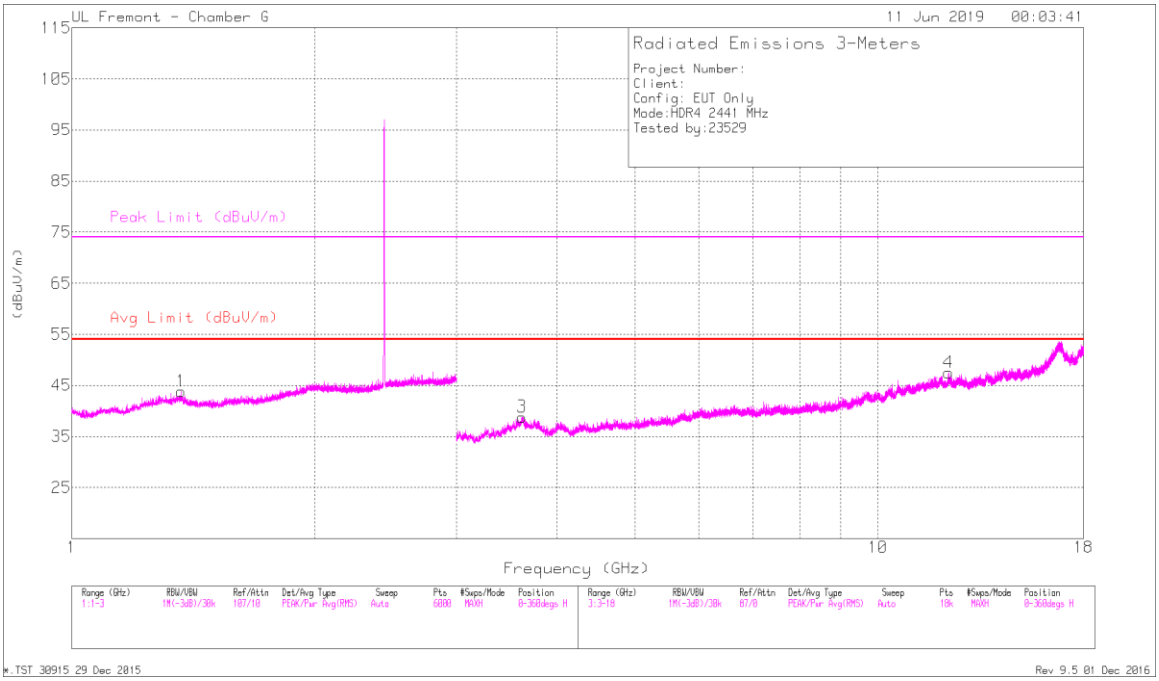

HORIZONTAL

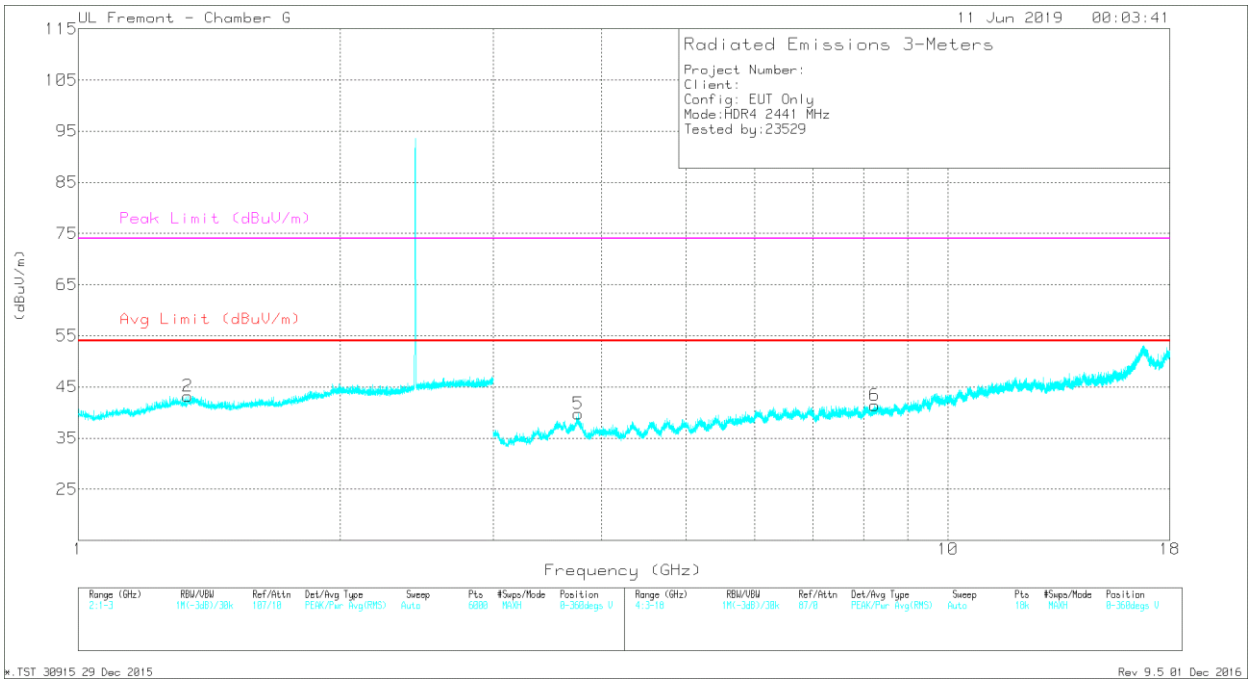

VERTICAL

UL VERIFICATION SERVICES INC.
47173 Benicia Street, Fremont, CA 94538; USA TEL:(510) 319-4000 FAX:(510) 661-0888
This report shall not be reproduced except in full, without the written approval of UL Verification Services Inc.

RADIATED EMISSIONS

Marker	Frequency (GHz)	Meter Reading (dBuV)	Det	AF T120 (dB/m)	Amp/Cbl/ Fltr/Pad (dB)	Corrected Reading (dBuV/m)	Avg Limit (dBuV/m)	Margin (dB)	Peak Limit (dBuV/m)	PK Margin (dB)	Azimuth (Degs)	Height (cm)	Polarity
1	* 1.369	43.55	PK2	30	-23.2	50.35	-	-	74	-23.65	143	127	H
	* 1.366	31.7	MAv1	30	-23.2	38.5	54	-15.5	-	-	143	127	H
2	* 1.336	42.69	PK2	29.8	-23.3	49.19	-	-	74	-24.81	276	187	V
	* 1.337	31.24	MAv1	29.8	-23.3	37.74	54	-16.26	-	-	276	187	V
3	* 3.618	40.56	PK2	35.7	-30.1	46.16	-	-	74	-27.84	219	220	H
	* 3.62	29.2	MAv1	35.7	-30	34.9	54	-19.1	-	-	219	220	H
4	* 12.239	36.23	PK2	39.5	-22.3	53.43	-	-	74	-20.57	89	167	H
	* 12.239	24.64	MAv1	39.5	-22.3	41.84	54	-12.16	-	-	89	167	H
5	* 3.762	40.21	PK2	33.8	-29.1	44.91	-	-	74	-29.09	250	252	V
	* 3.761	28.73	MAv1	33.8	-29.1	33.43	54	-20.57	-	-	250	252	V
6	* 8.242	39.05	PK2	36.1	-26.9	48.25	-	-	74	-25.75	201	198	V
	* 8.241	27.67	MAv1	36.1	-26.9	36.87	54	-17.13	-	-	201	198	V

* - indicates frequency in CFR47 Pt 15 / IC RSS-Restricted Band
PK2 - KDB558074 Method: Maximum Peak
MAv1 - KDB558074 Option 1 Maximum RMS Average

UL VERIFICATION SERVICES INC.
47173 Benicia Street, Fremont, CA 94538; USA TEL:(510) 319-4000 FAX:(510) 661-0888
This report shall not be reproduced except in full, without the written approval of UL Verification Services Inc.

HIGH CHANNEL RESULTS

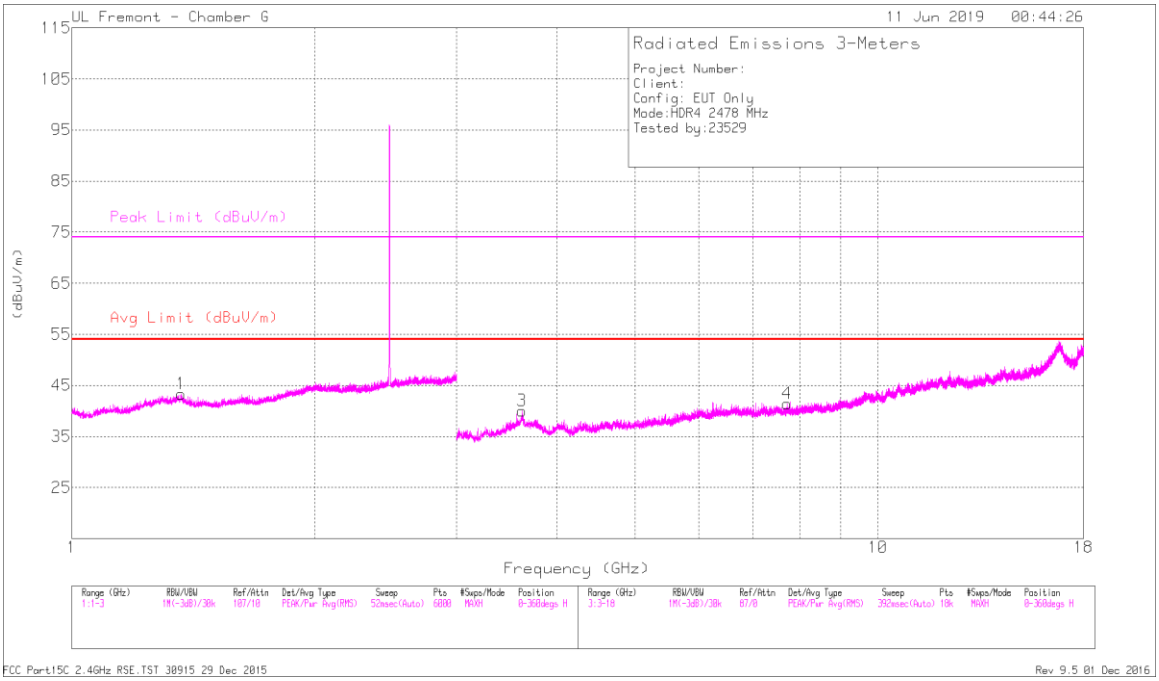

HORIZONTAL

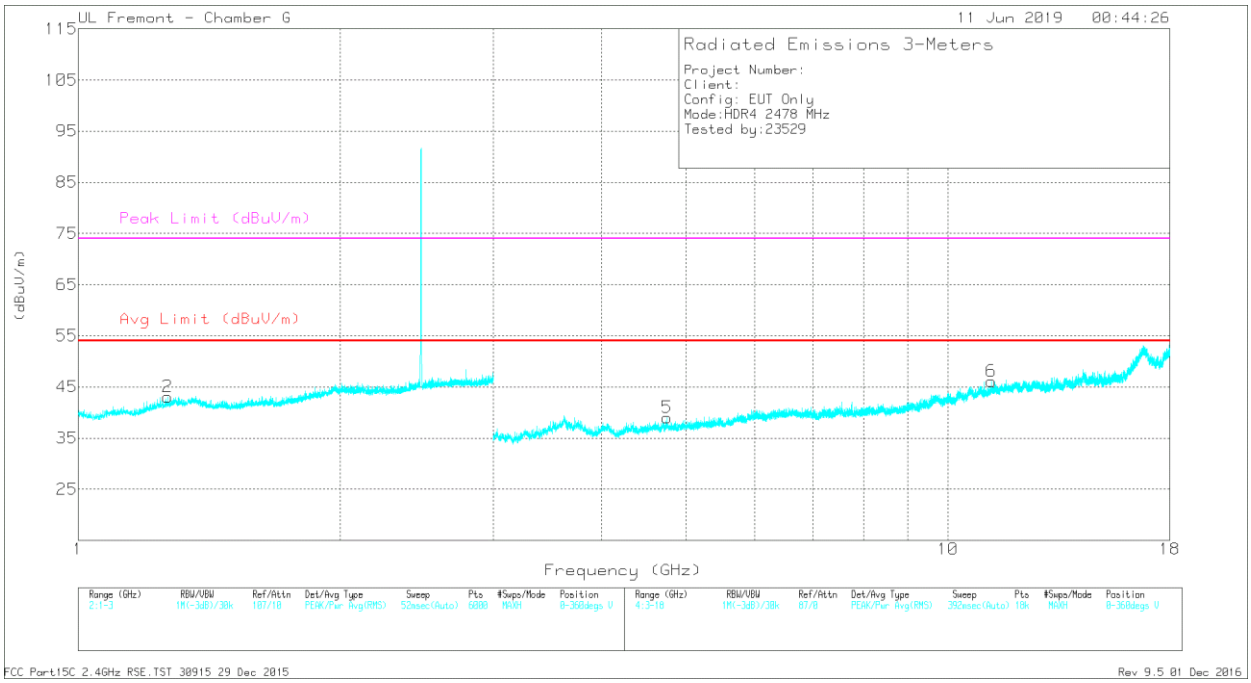

VERTICAL

UL VERIFICATION SERVICES INC.
47173 Benicia Street, Fremont, CA 94538; USA TEL:(510) 319-4000 FAX:(510) 661-0888

This report shall not be reproduced except in full, without the written approval of UL Verification Services Inc.

RADIATED EMISSIONS

Is ok	Frequency (GHz)	Meter Reading (dBuV)	Det	AF T120 (dB/m)	Amp/Cbl/ Fltr/Pad (dB)	Corrected Reading (dBuV/m)	Avg Limit (dBuV/m)	Margin (dB)	Peak Limit (dBuV/m)	PK Margin (dB)	Azimuth (Degs)	Height (cm)	Polarity
1	* 1.368	43.61	PK2	30	-23.2	50.41	-	-	74	-23.59	303	373	H
	* 1.366	31.68	MAv1	30	-23.2	38.48	54	-15.52	-	-	303	373	H
2	* 1.267	43.54	PK2	29.4	-23.6	49.34	-	-	74	-24.66	18	146	V
	* 1.267	31.99	MAv1	29.4	-23.6	37.79	54	-16.21	-	-	18	146	V
3	* 3.618	40.51	PK2	35.7	-30.1	46.11	-	-	74	-27.89	56	199	H
	* 3.617	29.6	MAv1	35.7	-30.1	35.2	54	-18.8	-	-	56	199	H
4	* 7.719	39.14	PK2	36.1	-27.6	47.64	-	-	74	-26.36	216	276	H
	* 7.721	27.94	MAv1	36.1	-27.5	36.54	54	-17.46	-	-	216	276	H
5	* 4.752	41.28	PK2	34.3	-29.6	45.98	-	-	74	-28.02	189	215	V
	* 4.754	29.54	MAv1	34.3	-29.6	34.24	54	-19.76	-	-	189	215	V
6	* 11.221	37.05	PK2	38.6	-22.9	52.75	-	-	74	-21.25	87	301	V
	* 11.22	25.6	MAv1	38.6	-22.9	41.3	54	-12.7	-	-	87	301	V

* - indicates frequency in CFR47 Pt 15 / IC RSS-Restricted Band
PK2 - KDB558074 Method: Maximum Peak
MAv1 - KDB558074 Option 1 Maximum RMS Average

UL VERIFICATION SERVICES INC.
47173 Benicia Street, Fremont, CA 94538; USA TEL:(510) 319-4000 FAX:(510) 661-0888
This report shall not be reproduced except in full, without the written approval of UL Verification Services Inc.