Antenna 3

BANDEDGE (LOW CHANNEL)

HORIZONTAL RESULT

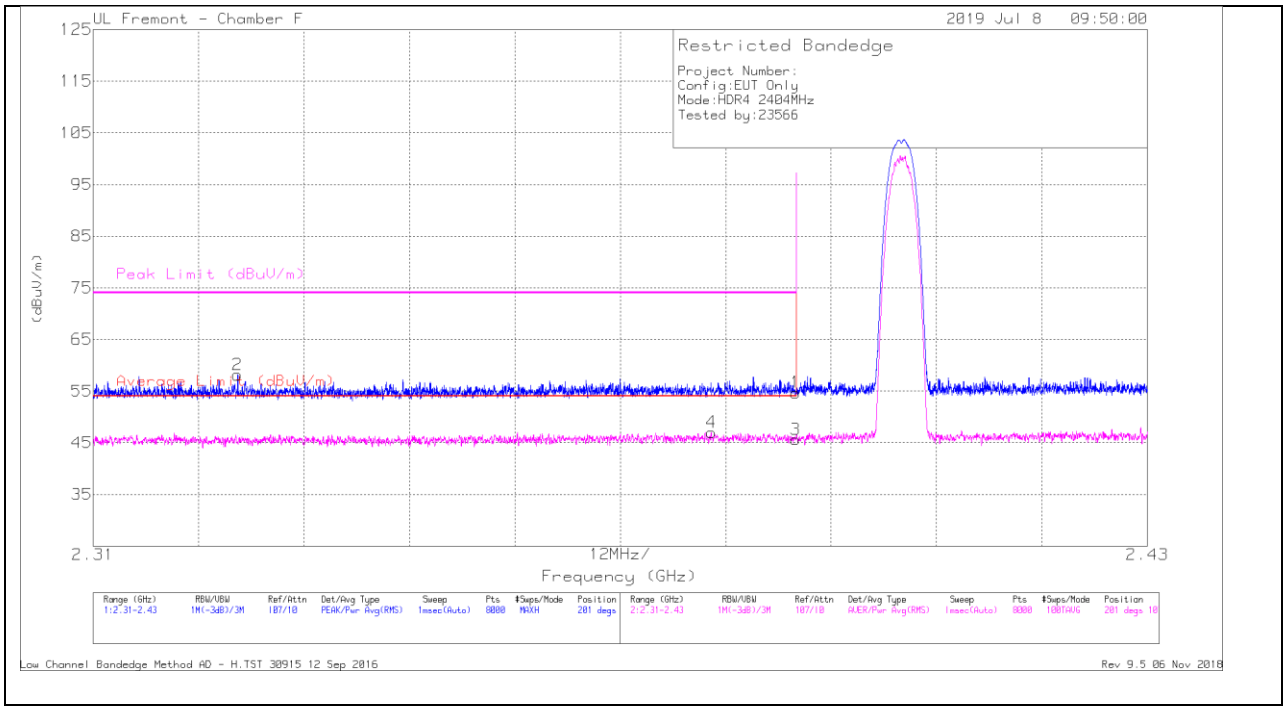

Marker	Frequency (GHz)	Meter Reading (dBuV)	Det	AF T345 (dB/m)	Amp/Cbl/Fltr /Pad (dB)	Corrected Reading (dBuV/m)	Average Limit (dBuV/m)	Margin (dB)	Peak Limit (dBuV/m)	PK Margin (dB)	Azimuth (Degs)	Height (cm)	Polarity
1	* 2.39	37.22	Pk	32	-14.5	54.72	-	-	74	-19.28	201	107	H
2	* 2.326	40.95	Pk	31.7	-14.5	58.15	-	-	74	-15.85	201	107	H
3	* 2.39	28.13	RMS	32	-14.5	45.63	54	-8.37	-	-	201	107	H
4	* 2.38	29.61	RMS	31.9	-14.5	47.01	54	-6.99	-	-	201	107	H

* - indicates frequency in CFR47 Pt 15 / IC RSS-Restricted Band
Pk - Peak detector
RMS - RMS detection
Low Channel Bandedge Method AD - H.TST 30915 12 Sep 2016
Rev 9.5 06 Nov 2018

UL VERIFICATION SERVICES INC.
47173 Benicia Street, Fremont, CA 94538; USA TEL:(510) 319-4000 FAX:(510) 661-0888
This report shall not be reproduced except in full, without the written approval of UL Verification Services Inc.

VERTICAL RESULT

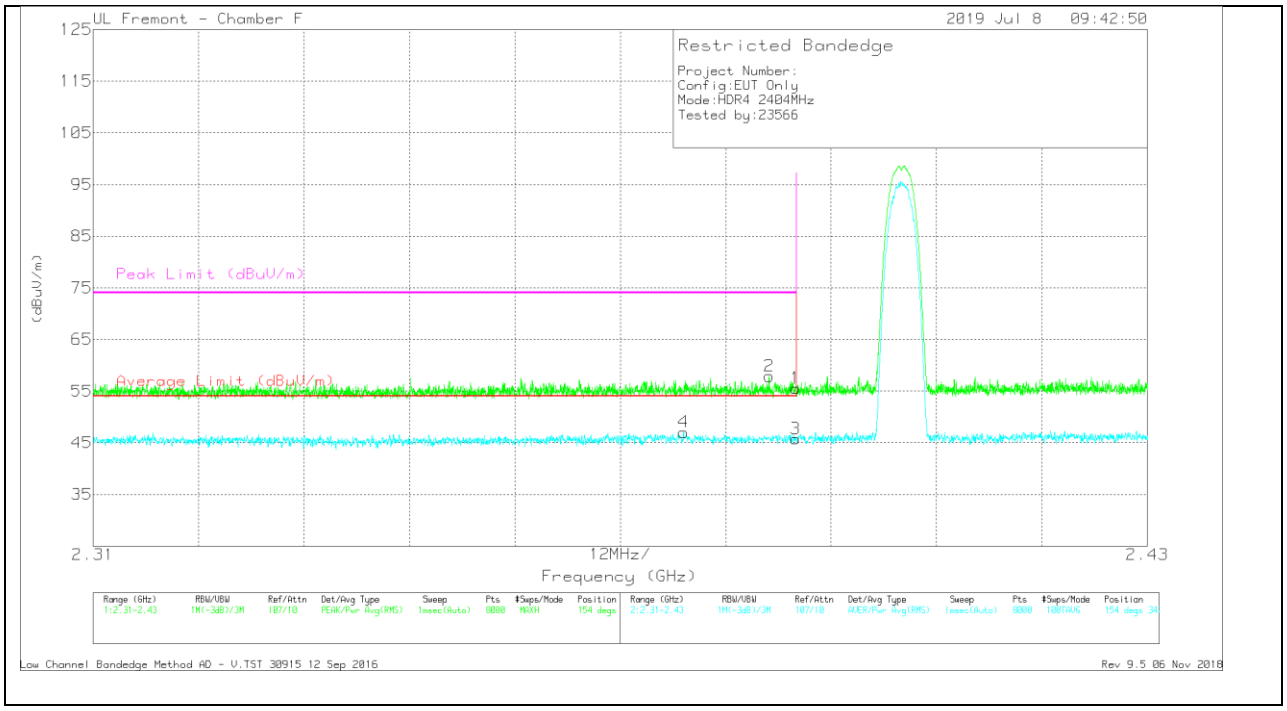

Marker	Frequency (GHz)	Meter Reading (dBuV)	Det	AF T345 (dB/m)	Amp/Cbl/Fltr /Pad (dB)	Corrected Reading (dBuV/m)	Average Limit (dBuV/m)	Margin (dB)	Peak Limit (dBuV/m)	PK Margin (dB)	Azimuth (Degs)	Height (cm)	Polarity
1	* 2.39	38.02	Pk	32	-14.5	55.52	-	-	74	-18.48	154	342	V
2	* 2.387	40.51	Pk	31.9	-14.5	57.91	-	-	74	-16.09	154	342	V
3	* 2.39	28.26	RMS	32	-14.5	45.76	54	-8.24	-	-	154	342	V
4	* 2.377	29.54	RMS	31.9	-14.4	47.04	54	-6.96	-	-	154	342	V

* - indicates frequency in CFR47 Pt 15 / IC RSS-Restricted Band
Pk - Peak detector
RMS - RMS detection
Low Channel Bandedge Method AD - V.TST 30915 12 Sep 2016
Rev 9.5 06 Nov 2018

UL VERIFICATION SERVICES INC.
47173 Benicia Street, Fremont, CA 94538; USA TEL:(510) 319-4000 FAX:(510) 661-0888
This report shall not be reproduced except in full, without the written approval of UL Verification Services Inc.

BANDEDGE (HIGH CHANNEL)

HORIZONTAL RESULT

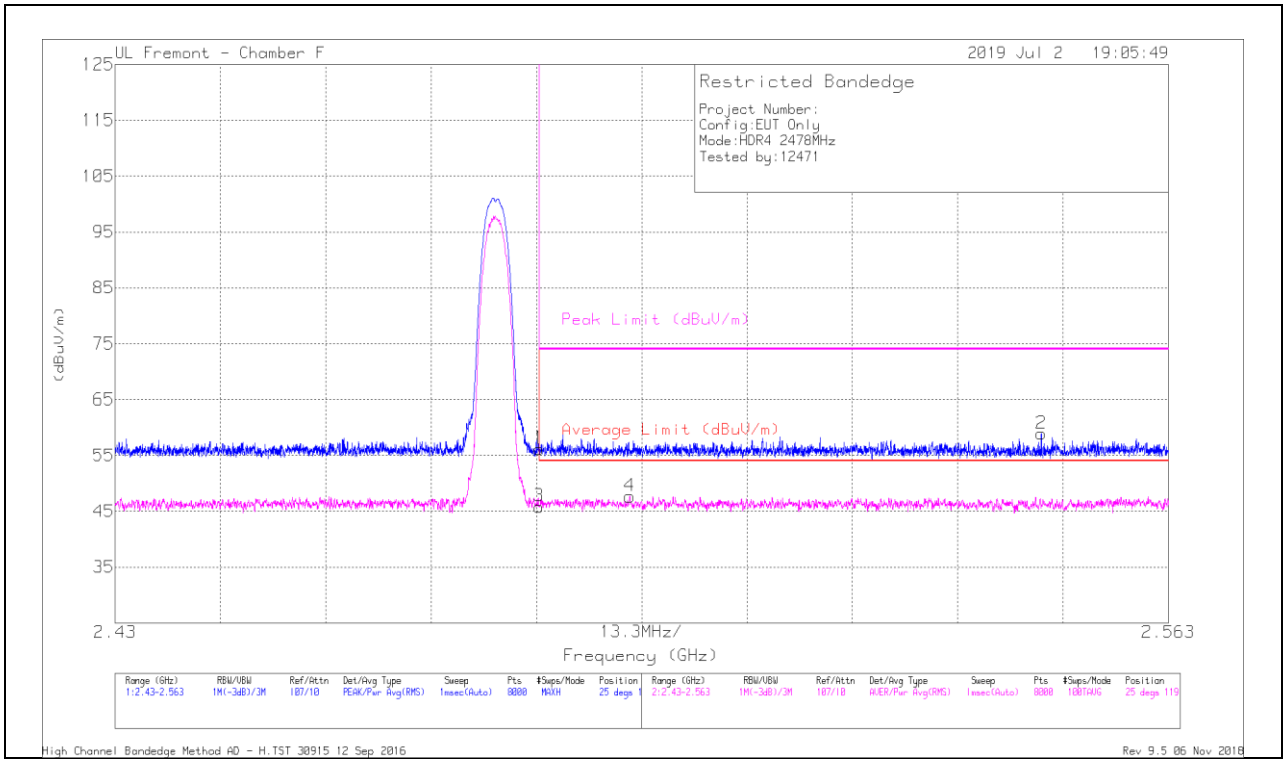

Marker	Frequency (GHz)	Meter Reading (dBuV)	Det	AF T345 (dB/m)	Amp/Cbl/Fltr /Pad (dB)	Corrected Reading (dBuV/m)	Average Limit (dBuV/m)	Margin (dB)	Peak Limit (dBuV/m)	PK Margin (dB)	Azimuth (Degs)	Height (cm)	Polarity
1	* 2.484	38.43	Pk	32.4	-14.7	56.13	-	-	74	-17.87	25	119	H
2	2.547	41.3	Pk	32.3	-14.7	58.9	-	-	74	-15.1	25	119	H
3	* 2.484	28.13	RMS	32.4	-14.7	45.83	54	-8.17	-	-	25	119	H
4	* 2.495	30.08	RMS	32.4	-14.8	47.68	54	-6.32	-	-	25	119	H

* - indicates frequency in CFR47 Pt 15 / IC RSS-Restricted Band
Pk - Peak detector
RMS - RMS detection

UL VERIFICATION SERVICES INC.
47173 Benicia Street, Fremont, CA 94538; USA TEL:(510) 319-4000 FAX:(510) 661-0888
This report shall not be reproduced except in full, without the written approval of UL Verification Services Inc.

VERTICAL RESULT

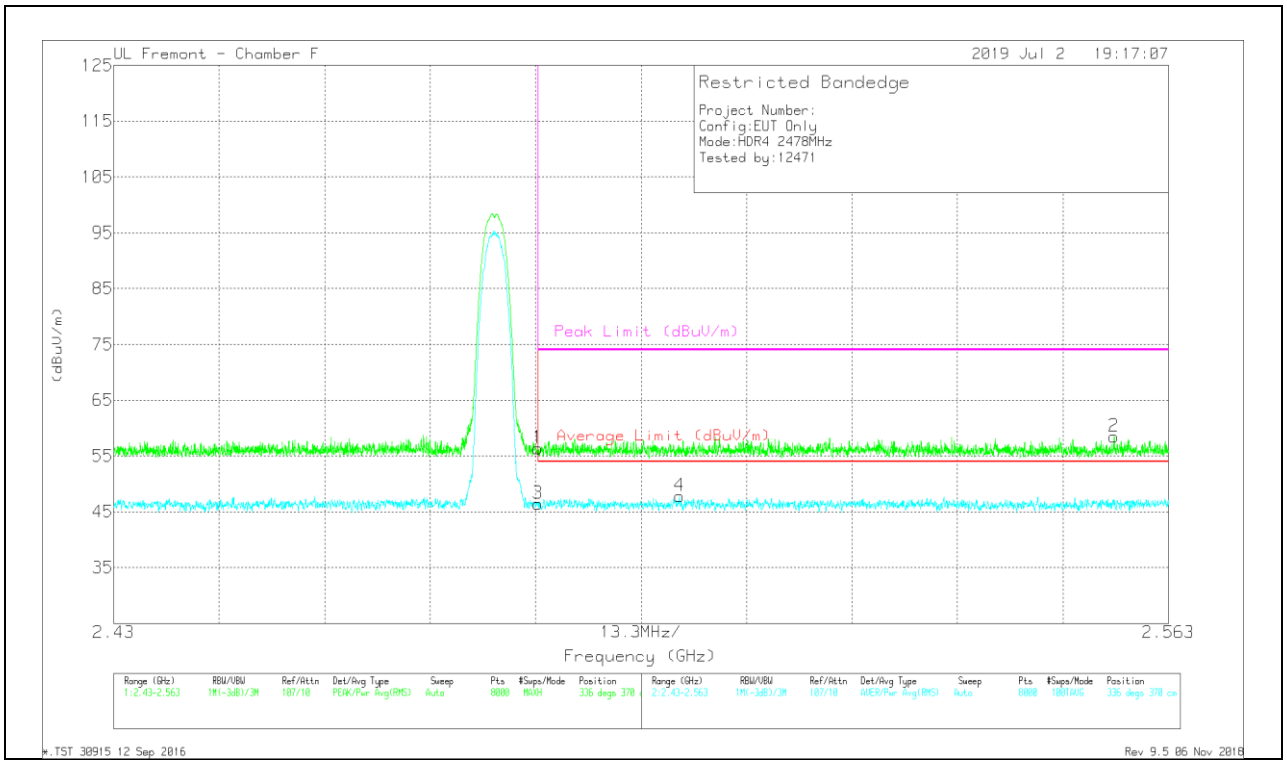

Marker	Frequency (GHz)	Meter Reading (dBuV)	Det	AF T345 (dB/m)	Amp/Cbl/Fltr /Pad (dB)	Corrected Reading (dBuV/m)	Average Limit (dBuV/m)	Margin (dB)	Peak Limit (dBuV/m)	PK Margin (dB)	Azimuth (Degs)	Height (cm)	Polarity
1	* 2.484	38.64	Pk	32.4	-14.7	56.34	-	-	74	-17.66	336	370	V
2	2.556	40.63	Pk	32.3	-14.5	58.43	-	-	74	-15.57	336	370	V
3	* 2.484	28.75	RMS	32.4	-14.7	46.45	54	-7.55	-	-	336	370	V
4	2.501	30.09	RMS	32.4	-14.7	47.79	54	-6.21	-	-	336	370	V

* - indicates frequency in CFR47 Pt 15 / IC RSS-Restricted Band
Pk - Peak detector
RMS - RMS detection

UL VERIFICATION SERVICES INC.
47173 Benicia Street, Fremont, CA 94538; USA TEL:(510) 319-4000 FAX:(510) 661-0888
This report shall not be reproduced except in full, without the written approval of UL Verification Services Inc.

HARMONICS AND SPURIOUS EMISSIONS

LOW CHANNEL RESULTS

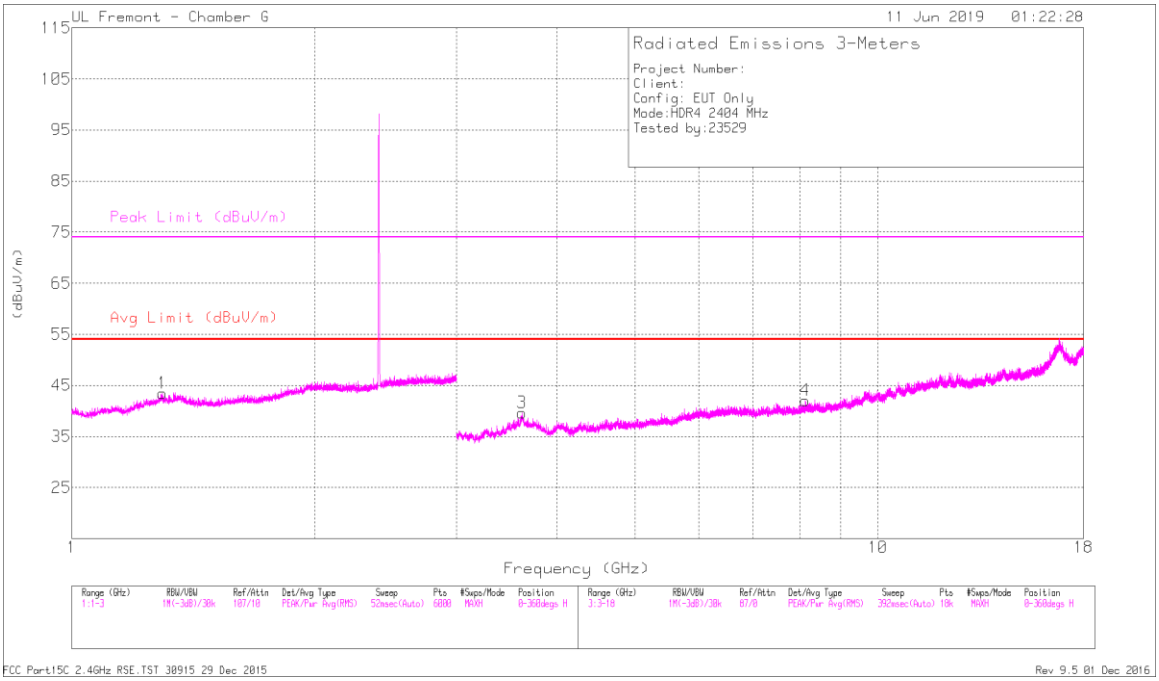

HORIZONTAL

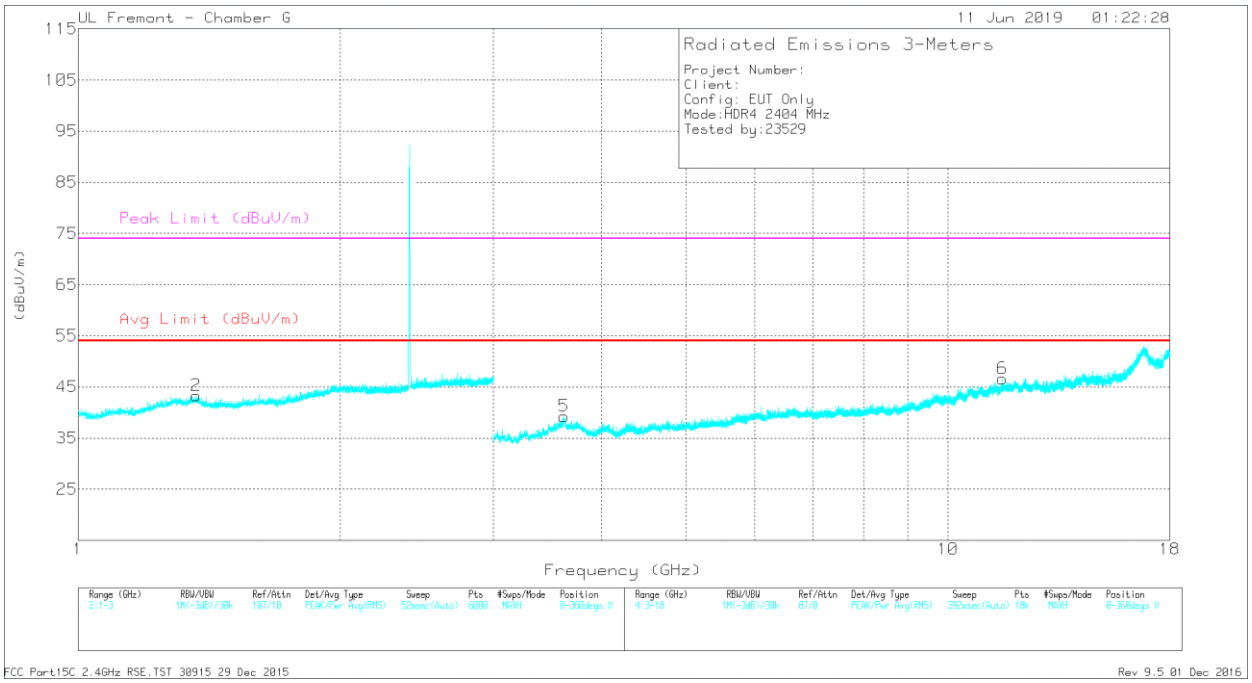

VERTICAL

UL VERIFICATION SERVICES INC.
47173 Benicia Street, Fremont, CA 94538; USA TEL:(510) 319-4000 FAX:(510) 661-0888

This report shall not be reproduced except in full, without the written approval of UL Verification Services Inc.

RADIATED EMISSIONS

Marker	Frequency (GHz)	Meter Reading (dBuV)	Det	AF T120 (dB/m)	Amp/Cbl/ Fltr/Pad (dB)	Corrected Reading (dBuV/m)	Avg Limit (dBuV/m)	Margin (dB)	Peak Limit (dBuV/m)	PK Margin (dB)	Azimuth (Degs)	Height (cm)	Polarity
1	* 1.295	43.85	PK2	29.9	-23.5	50.25	-	-	74	-23.75	0	101	H
	* 1.297	32.25	MAv1	29.7	-23.5	38.45	54	-15.55	-	-	0	101	H
2	* 1.366	43.54	PK2	30	-23.2	50.34	-	-	74	-23.66	0	101	V
	* 1.366	32.04	MAv1	30	-23.2	38.84	54	-15.16	-	-	0	101	V
3	* 3.618	40.99	PK2	35.7	-30.1	46.59	-	-	74	-27.41	0	101	H
	* 3.619	29.86	MAv1	35.7	-30	35.56	54	-18.44	-	-	0	101	H
4	* 8.122	38.55	PK2	36.1	-26.6	48.05	-	-	74	-25.95	0	101	H
	* 8.122	27.52	MAv1	36.1	-26.6	37.02	54	-16.98	-	-	0	101	H
5	* 3.62	41.19	PK2	35.7	-30	46.89	-	-	74	-27.11	0	101	V
	* 3.622	29.86	MAv1	35.7	-29.9	35.66	54	-18.34	-	-	0	101	V
6	* 11.559	36.49	PK2	39.1	-22.9	52.69	-	-	74	-21.31	0	101	V
	* 11.558	25.27	MAv1	39.1	-22.9	41.47	54	-12.53	-	-	0	101	V

* - indicates frequency in CFR47 Pt 15 / IC RSS-Restricted Band
PK2 - KDB558074 Method: Maximum Peak
MAv1 - KDB558074 Option 1 Maximum RMS Average

UL VERIFICATION SERVICES INC.
47173 Benicia Street, Fremont, CA 94538; USA TEL:(510) 319-4000 FAX:(510) 661-0888
This report shall not be reproduced except in full, without the written approval of UL Verification Services Inc.

MID CHANNEL RESULTS

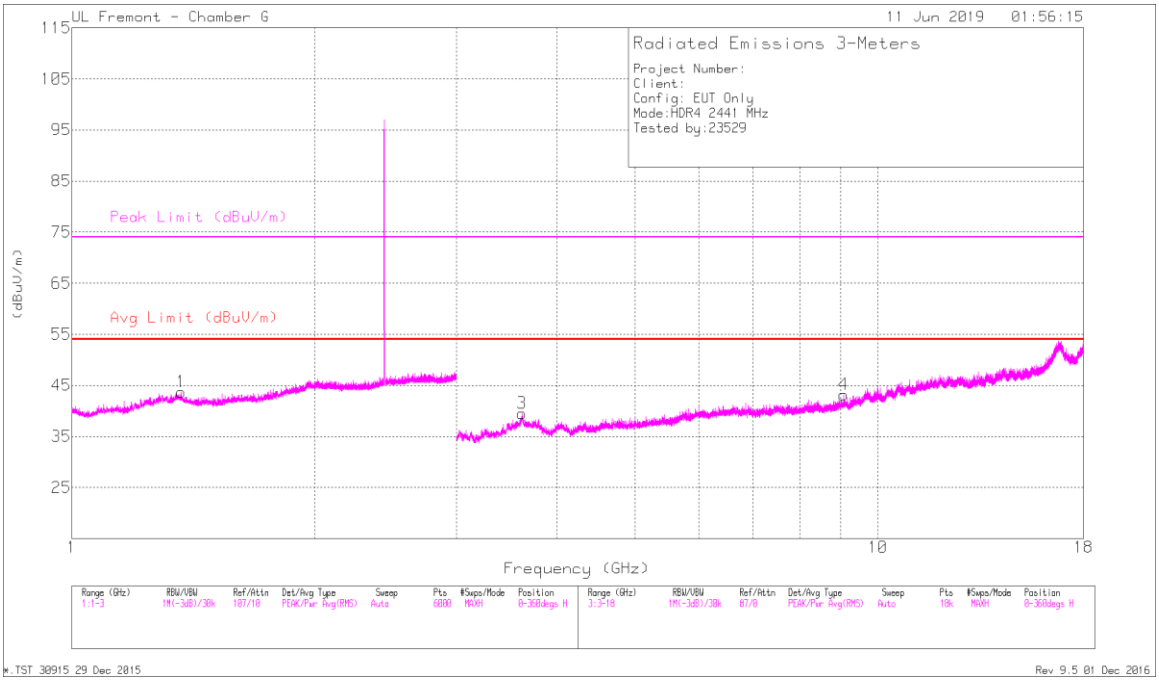

HORIZONTAL

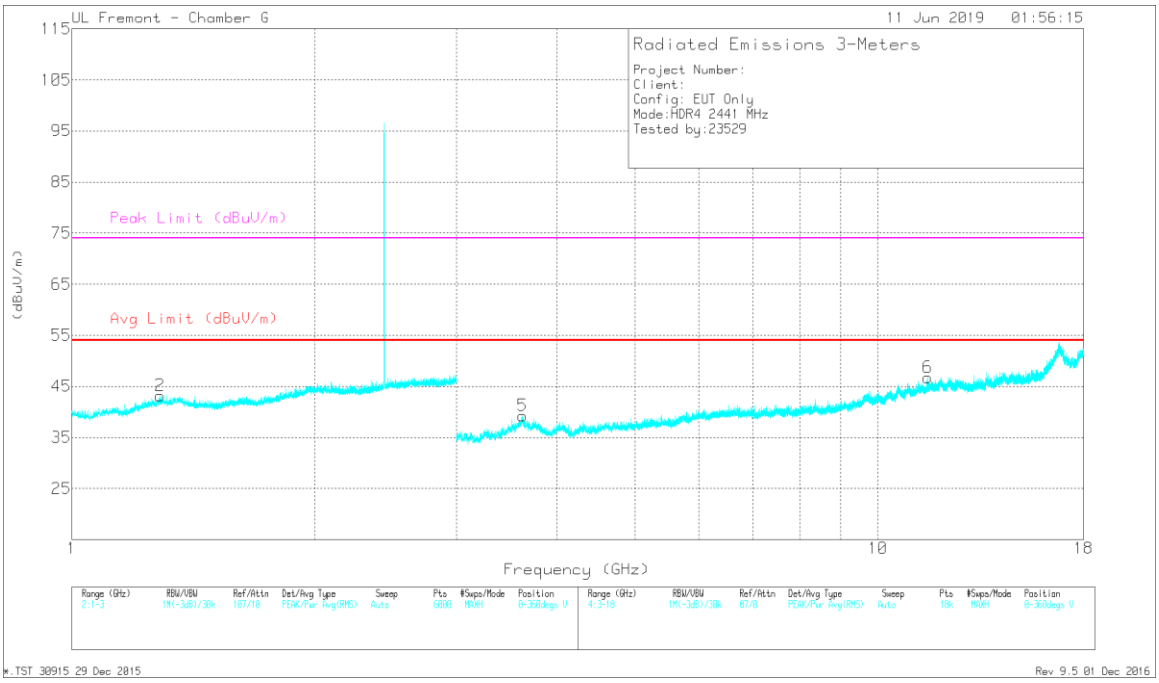

VERTICAL

UL VERIFICATION SERVICES INC.
47173 Benicia Street, Fremont, CA 94538; USA TEL:(510) 319-4000 FAX:(510) 661-0888

This report shall not be reproduced except in full, without the written approval of UL Verification Services Inc.

RADIATED EMISSIONS

Marker	Frequency (GHz)	Meter Reading (dBuV)	Det	AF T120 (dB/m)	Amp/Cbl/ Fltr/Pad (dB)	Corrected Reading (dBuV/m)	Avg Limit (dBuV/m)	Margin (dB)	Peak Limit (dBuV/m)	PK Margin (dB)	Azimuth (Degs)	Height (cm)	Polarity
1	* 1.368	44.63	PK2	30	-23.2	51.43	-	-	74	-22.57	0	101	H
	* 1.365	31.99	MAv1	30	-23.2	38.79	54	-15.21	-	-	0	101	H
2	* 1.287	43.44	PK2	29.8	-23.5	49.74	-	-	74	-24.26	0	101	V
	* 1.288	32.33	MAv1	29.8	-23.5	38.63	54	-15.37	-	-	0	101	V
3	* 3.62	41.51	PK2	35.7	-30	47.21	-	-	74	-26.79	0	101	H
	* 3.623	29.78	MAv1	35.6	-29.9	35.48	54	-18.52	-	-	0	101	H
4	* 9.07	38.11	PK2	36.5	-25.2	49.41	-	-	74	-24.59	0	101	H
	* 9.07	26.63	MAv1	36.5	-25.2	37.93	54	-16.07	-	-	0	101	H
5	* 3.627	40.62	PK2	35.3	-29.8	46.12	-	-	74	-27.88	0	101	V
	* 3.623	29.77	MAv1	35.6	-29.9	35.47	54	-18.53	-	-	0	101	V
6	* 11.535	36.45	PK2	39.1	-22.9	52.65	-	-	74	-21.35	0	101	V
	* 11.533	25.29	MAv1	39	-22.9	41.39	54	-12.61	-	-	0	101	V

* - indicates frequency in CFR47 Pt 15 / IC RSS-Restricted Band
PK2 - KDB558074 Method: Maximum Peak
MAv1 - KDB558074 Option 1 Maximum RMS Average

UL VERIFICATION SERVICES INC.
47173 Benicia Street, Fremont, CA 94538; USA TEL:(510) 319-4000 FAX:(510) 661-0888
This report shall not be reproduced except in full, without the written approval of UL Verification Services Inc.

HIGH CHANNEL RESULTS

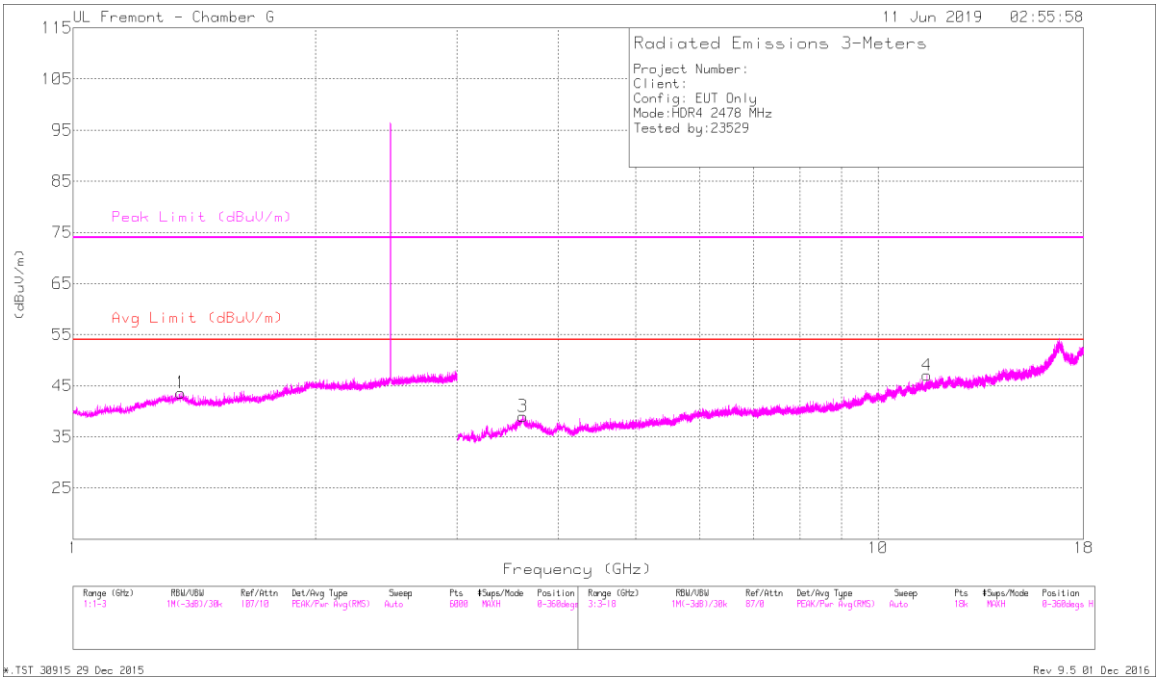

HORIZONTAL

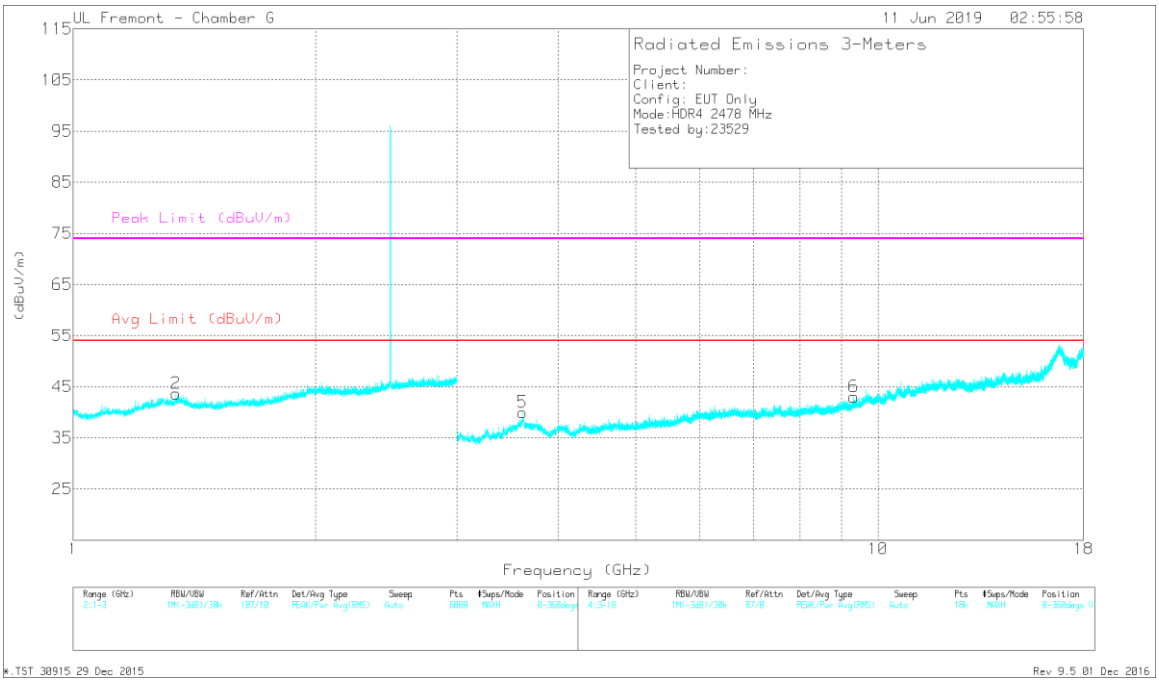

VERTICAL

UL VERIFICATION SERVICES INC.
47173 Benicia Street, Fremont, CA 94538; USA TEL:(510) 319-4000 FAX:(510) 661-0888

This report shall not be reproduced except in full, without the written approval of UL Verification Services Inc.

RADIATED EMISSIONS

Marker	Frequency (GHz)	Meter Reading (dBuV)	Det	AF T120 (dB/m)	Amp/Cbl/ Fltr/Pad (dB)	Corrected Reading (dBuV/m)	Avg Limit (dBuV/m)	Margin (dB)	Peak Limit (dBuV/m)	PK Margin (dB)	Azimuth (Degs)	Height (cm)	Polarity
1	* 1.362	44.13	PK2	29.9	-23.2	50.83	-	-	74	-23.17	0	101	H
	* 1.36	32.04	MAv1	29.9	-23.3	38.64	54	-15.36	-	-	0	101	H
2	* 1.343	43.94	PK2	29.8	-23.3	50.44	-	-	74	-23.56	0	101	V
	* 1.34	32.03	MAv1	29.9	-23.3	38.63	54	-15.37	-	-	0	101	V
3	* 3.62	41.25	PK2	35.7	-30	46.95	-	-	74	-27.05	0	101	H
	* 3.618	30	MAv1	35.7	-30.1	35.6	54	-18.4	-	-	0	101	H
4	* 11.498	36.9	PK2	38.9	-22.8	53	-	-	74	-21	0	101	H
	* 11.501	25.52	MAv1	38.9	-22.7	41.72	54	-12.28	-	-	0	101	H
5	* 3.617	41.25	PK2	35.7	-30.1	46.85	-	-	74	-27.15	0	101	V
	* 3.62	29.83	MAv1	35.7	-30	35.53	54	-18.47	-	-	0	101	V
6	* 9.332	38.09	PK2	36.8	-25.3	49.59	-	-	74	-24.41	0	101	V
	* 9.332	26.7	MAv1	36.8	-25.3	38.2	54	-15.8	-	-	0	101	V

* - indicates frequency in CFR47 Pt 15 / IC RSS-Restricted Band
PK2 - KDB558074 Method: Maximum Peak
MAv1 - KDB558074 Option 1 Maximum RMS Average

UL VERIFICATION SERVICES INC.
47173 Benicia Street, Fremont, CA 94538; USA TEL:(510) 319-4000 FAX:(510) 661-0888
This report shall not be reproduced except in full, without the written approval of UL Verification Services Inc.

9.2.4. LOW POWER HDR (HDR8)

Antenna 4

BANDEDGE (LOW CHANNEL)

HORIZONTAL RESULT

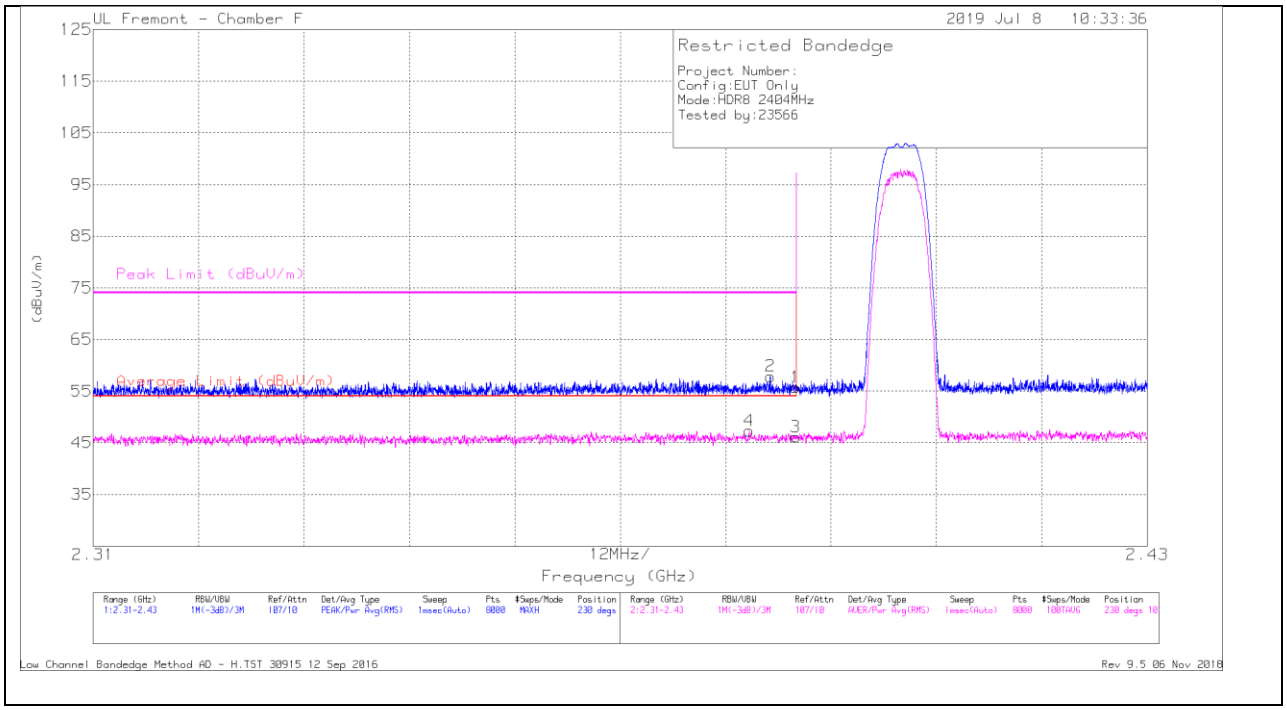

Marker	Frequency (GHz)	Meter Reading (dBuV)	Det	AF T345 (dB/m)	Amp/Cbl/Fltr /Pad (dB)	Corrected Reading (dBuV/m)	Average Limit (dBuV/m)	Margin (dB)	Peak Limit (dBuV/m)	PK Margin (dB)	Azimuth (Degs)	Height (cm)	Polarity
1	* 2.39	38.24	Pk	32	-14.5	55.74	-	-	74	-18.26	230	107	H
2	* 2.387	40.47	Pk	31.9	-14.5	57.87	-	-	74	-16.13	230	107	H
3	* 2.39	28.61	RMS	32	-14.5	46.11	54	-7.89	-	-	230	107	H
4	* 2.385	29.91	RMS	31.9	-14.5	47.31	54	-6.69	-	-	230	107	H

* - indicates frequency in CFR47 Pt 15 / IC RSS-Restricted Band
Pk - Peak detector
RMS - RMS detection
Low Channel Bandedge Method AD - H.TST 30915 12 Sep 2016
Rev 9.5 06 Nov 2018

UL VERIFICATION SERVICES INC.
47173 Benicia Street, Fremont, CA 94538; USA TEL:(510) 319-4000 FAX:(510) 661-0888
This report shall not be reproduced except in full, without the written approval of UL Verification Services Inc.

VERTICAL RESULT

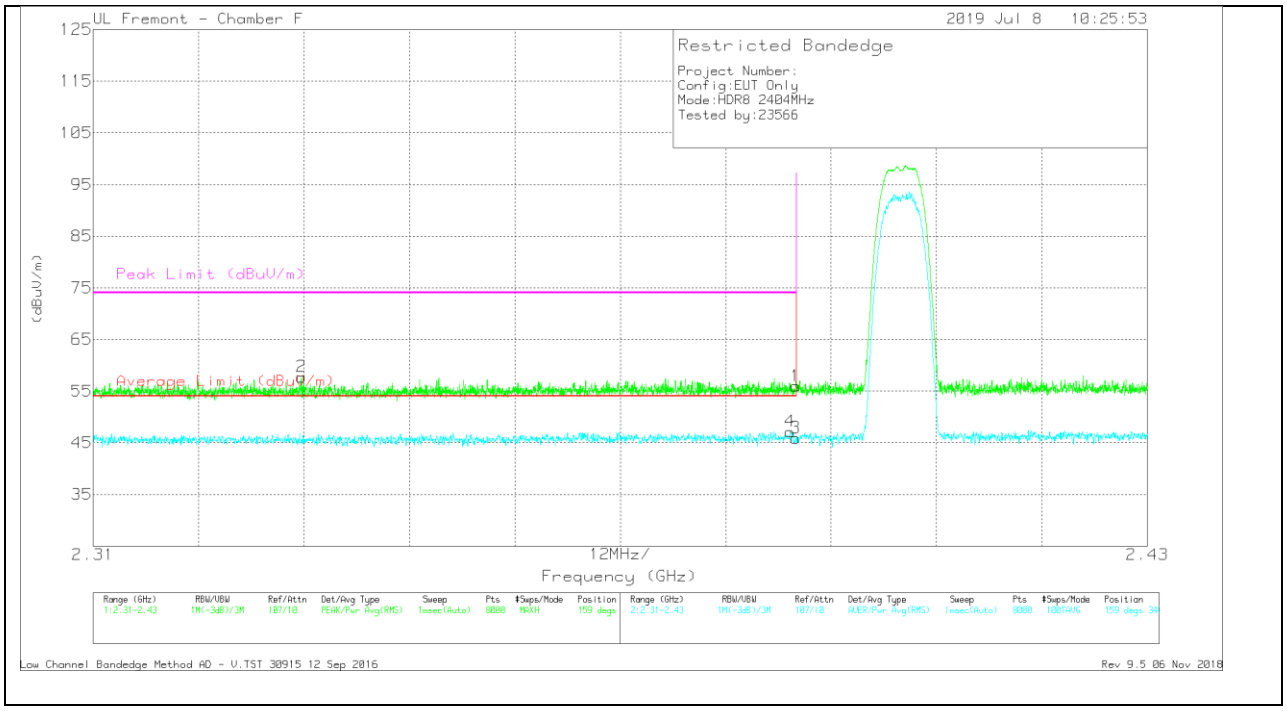

Marker	Frequency (GHz)	Meter Reading (dBuV)	Det	AF T345 (dB/m)	Amp/Cbl/Fltr /Pad (dB)	Corrected Reading (dBuV/m)	Average Limit (dBuV/m)	Margin (dB)	Peak Limit (dBuV/m)	PK Margin (dB)	Azimuth (Degs)	Height (cm)	Polarity
1	* 2.39	38.47	Pk	32	-14.5	55.97	-	-	74	-18.03	159	340	V
2	* 2.334	40.65	Pk	31.6	-14.5	57.75	-	-	74	-16.25	159	340	V
3	* 2.39	28.42	RMS	32	-14.5	45.92	54	-8.08	-	-	159	340	V
4	* 2.389	29.67	RMS	32	-14.5	47.17	54	-6.83	-	-	159	340	V

* - indicates frequency in CFR47 Pt 15 / IC RSS-Restricted Band
Pk - Peak detector
RMS - RMS detection
Low Channel Bandedge Method AD - V.TST 30915 12 Sep 2016
Rev 9.5 06 Nov 2018

UL VERIFICATION SERVICES INC.
47173 Benicia Street, Fremont, CA 94538; USA TEL:(510) 319-4000 FAX:(510) 661-0888
This report shall not be reproduced except in full, without the written approval of UL Verification Services Inc.

BANDEDGE (HIGH CHANNEL)

HORIZONTAL RESULT

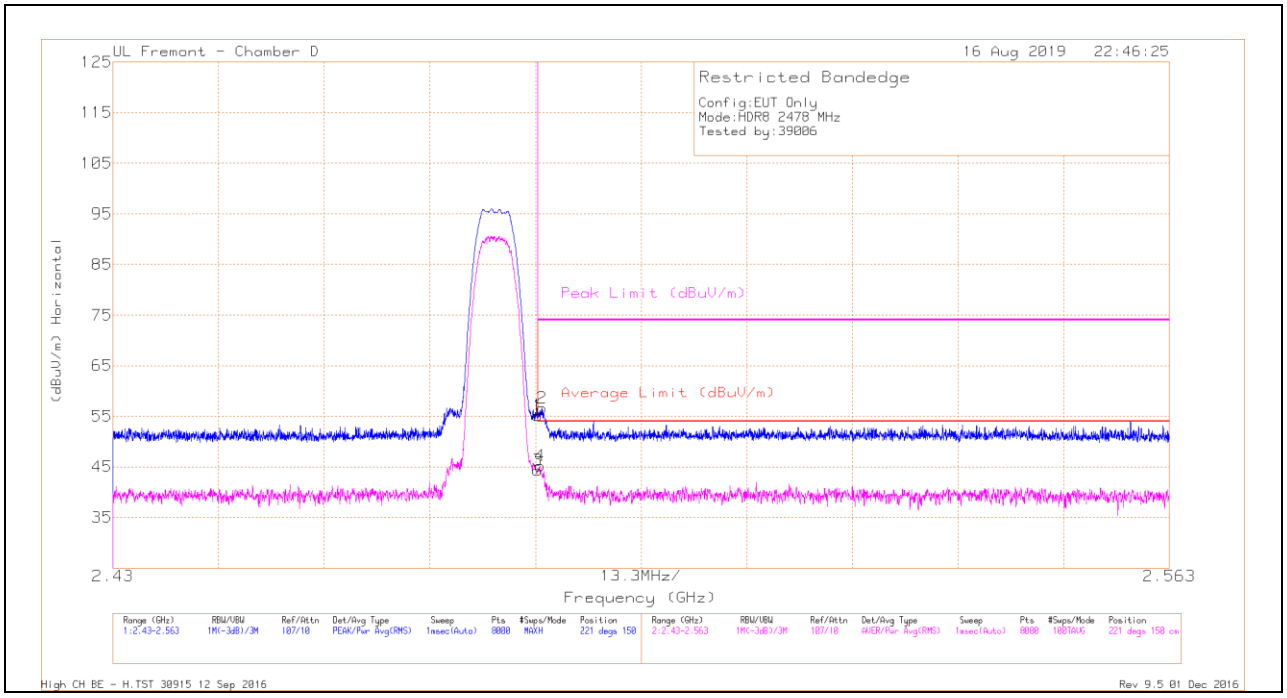

Marker	Frequency (GHz)	Meter Reading (dBuV)	Det	AF T712 (dB/m)	Amp/Cbl/Fltr/Pad (dB)	Corrected Reading (dBuV/m)	Average Limit (dBuV/m)	Margin (dB)	Peak Limit (dBuV/m)	PK Margin (dB)	Azimuth (Degs)	Height (cm)	Polarity
1	* 2.484	43.38	Pk	32.4	-20.6	55.18	-	-	74	-18.82	221	150	H
2	* 2.484	44.89	Pk	32.3	-20.6	56.59	-	-	74	-17.41	221	150	H
3	* 2.484	32.57	RMS	32.4	-20.6	44.37	54	-9.63	-	-	221	150	H
4	* 2.484	33.44	RMS	32.4	-20.6	45.24	54	-8.76	-	-	221	150	H

* - indicates frequency in CFR47 Pt 15 / IC RSS-Restricted Band
Pk - Peak detector
RMS - RMS detection

UL VERIFICATION SERVICES INC.
47173 Benicia Street, Fremont, CA 94538; USA TEL:(510) 319-4000 FAX:(510) 661-0888
This report shall not be reproduced except in full, without the written approval of UL Verification Services Inc.

VERTICAL RESULT

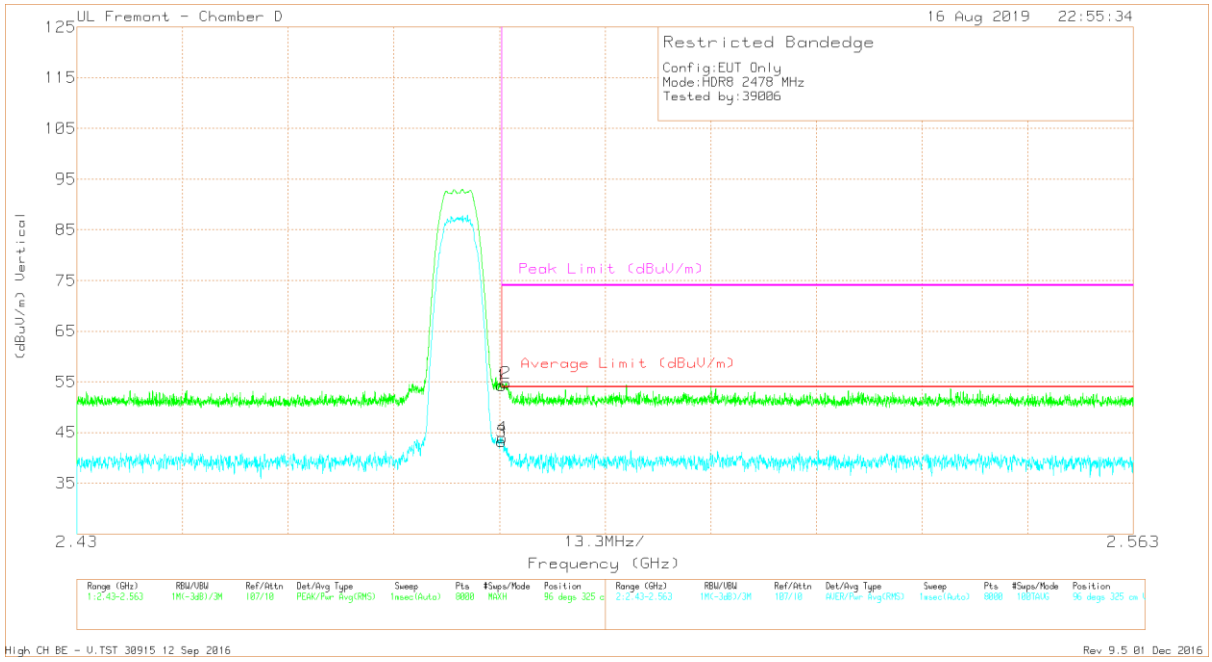

Marker	Frequency (GHz)	Meter Reading (dBuV)	Det	AF T712 (dB/m)	Amp/Cbl/Fltr/Pad (dB)	Corrected Reading (dBuV/m)	Average Limit (dBuV/m)	Margin (dB)	Peak Limit (dBuV/m)	PK Margin (dB)	Azimuth (Degs)	Height (cm)	Polarity
1	* 2.484	42.52	Pk	32.4	-20.6	54.32	-	-	74	-19.68	96	325	V
2	* 2.484	43.1	Pk	32.3	-20.6	54.8	-	-	74	-19.2	96	325	V
3	* 2.484	31.45	RMS	32.4	-20.6	43.25	54	-10.75	-	-	96	325	V
4	* 2.484	32.13	RMS	32.4	-20.6	43.93	54	-10.07	-	-	96	325	V

* - indicates frequency in CFR47 Pt 15 / IC RSS-Restricted Band
Pk - Peak detector
RMS - RMS detection

UL VERIFICATION SERVICES INC.
47173 Benicia Street, Fremont, CA 94538; USA TEL:(510) 319-4000 FAX:(510) 661-0888
This report shall not be reproduced except in full, without the written approval of UL Verification Services Inc.

HARMONICS AND SPURIOUS EMISSIONS

LOW CHANNEL RESULTS

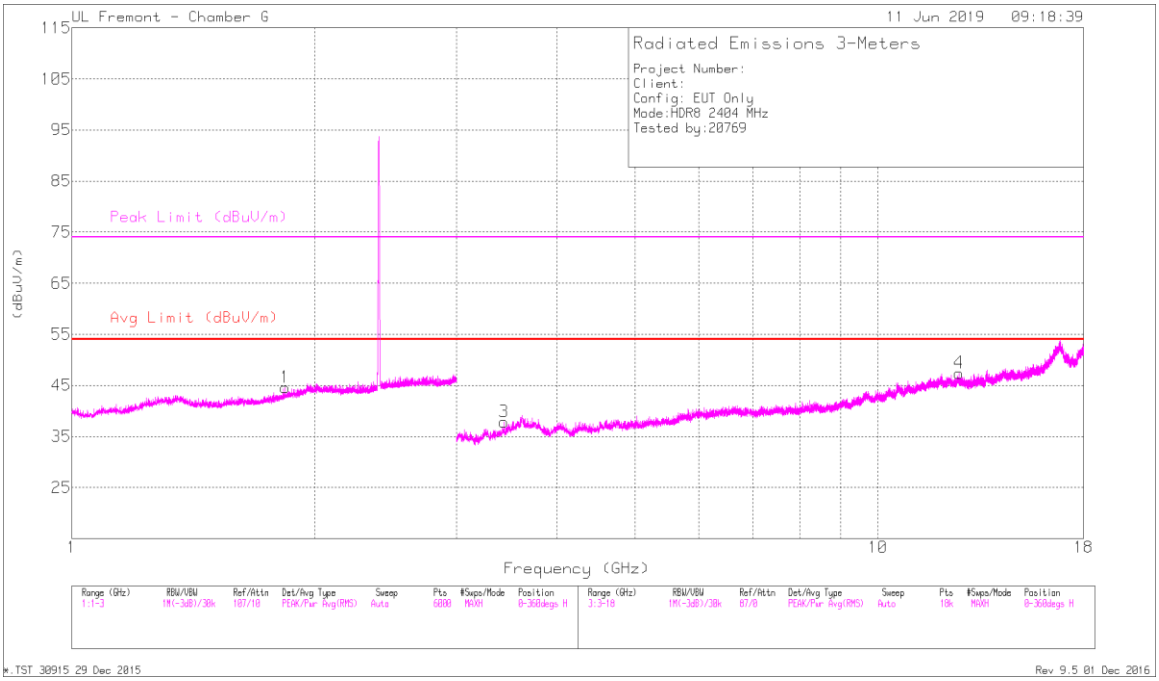

HORIZONTAL

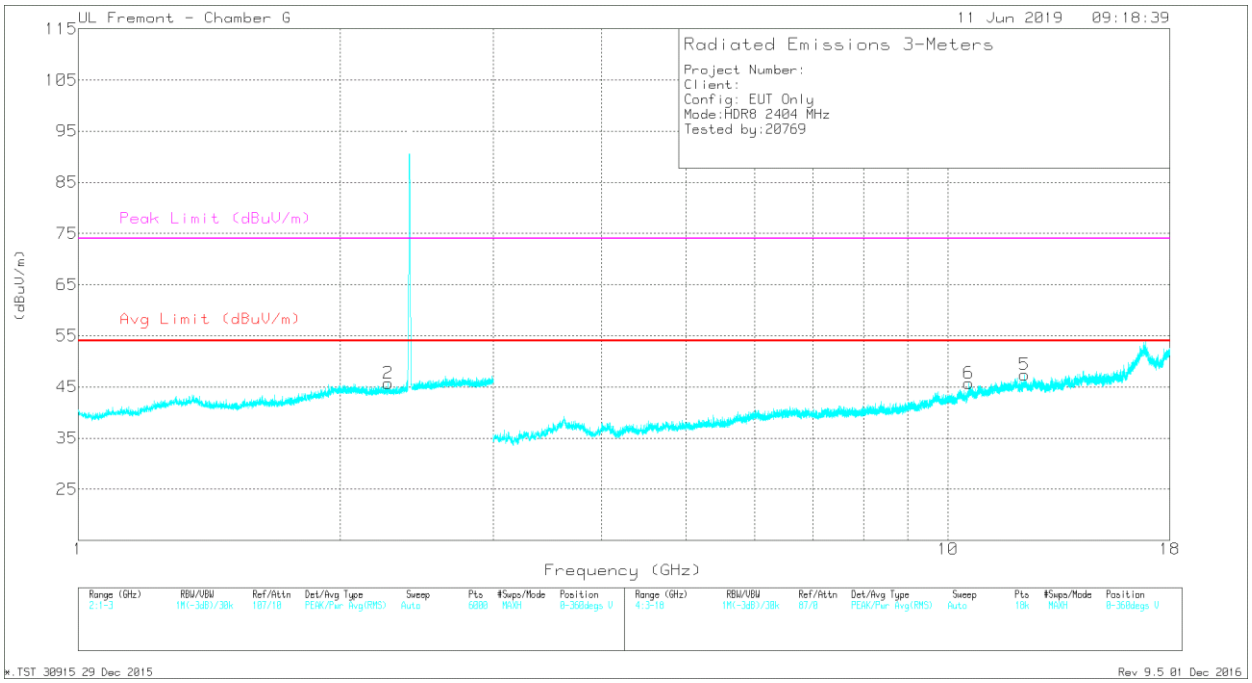

VERTICAL

UL VERIFICATION SERVICES INC.
47173 Benicia Street, Fremont, CA 94538; USA TEL:(510) 319-4000 FAX:(510) 661-0888
This report shall not be reproduced except in full, without the written approval of UL Verification Services Inc.

RADIATED EMISSIONS

Marker	Frequency (GHz)	Meter Reading (dBuV)	Det	AF T120 (dB/m)	Amp/Cbl/ Fltr/Pad (dB)	Corrected Reading (dBuV/m)	Avg Limit (dBuV/m)	Margin (dB)	Peak Limit (dBuV/m)	PK Margin (dB)	Azimuth (Degs)	Height (cm)	Polarity
2	* 2.274	43.71	PK2	31.7	-22.4	53.01	-	-	74	-20.99	168	152	V
	* 2.272	31.64	MAv1	31.7	-22.4	40.94	54	-13.06	-	-	168	152	V
4	* 12.61	36.75	PK2	39.7	-22.8	53.65	-	-	74	-20.35	99	391	H
	* 12.609	24.98	MAv1	39.7	-22.9	41.78	54	-12.22	-	-	99	391	H
5	* 12.253	35.97	PK2	39.5	-22.3	53.17	-	-	74	-20.83	277	135	V
	* 12.253	24.42	MAv1	39.5	-22.3	41.62	54	-12.38	-	-	277	135	V
1	1.837	42.86	PK2	30.8	-22.5	51.16	-	-	-	-	219	306	H
	1.838	30.77	MAv1	30.8	-22.5	39.07	-	-	-	-	219	306	H
3	3.438	28.15	MAv1	34	-30	32.15	-	-	-	-	208	304	H
	3.44	40.2	PK2	34	-29.9	44.3	-	-	-	-	208	304	H
6	10.575	25.42	MAv1	38	-23.4	40.02	-	-	-	-	290	205	V
	10.576	36.92	PK2	38	-23.4	51.52	-	-	-	-	290	205	V

* - indicates frequency in CFR47 Pt 15 / IC RSS-Restricted Band
PK2 - KDB558074 Method: Maximum Peak
MAv1 - KDB558074 Option 1 Maximum RMS Average

UL VERIFICATION SERVICES INC.
47173 Benicia Street, Fremont, CA 94538; USA TEL:(510) 319-4000 FAX:(510) 661-0888
This report shall not be reproduced except in full, without the written approval of UL Verification Services Inc.

MID CHANNEL RESULTS

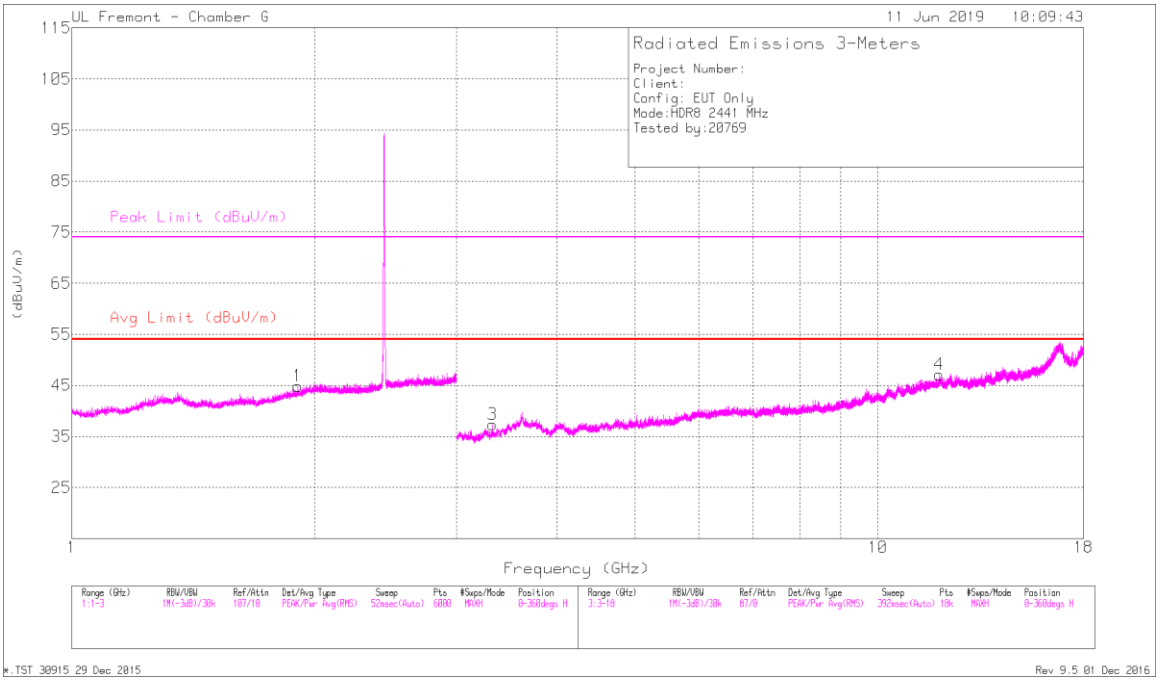

HORIZONTAL

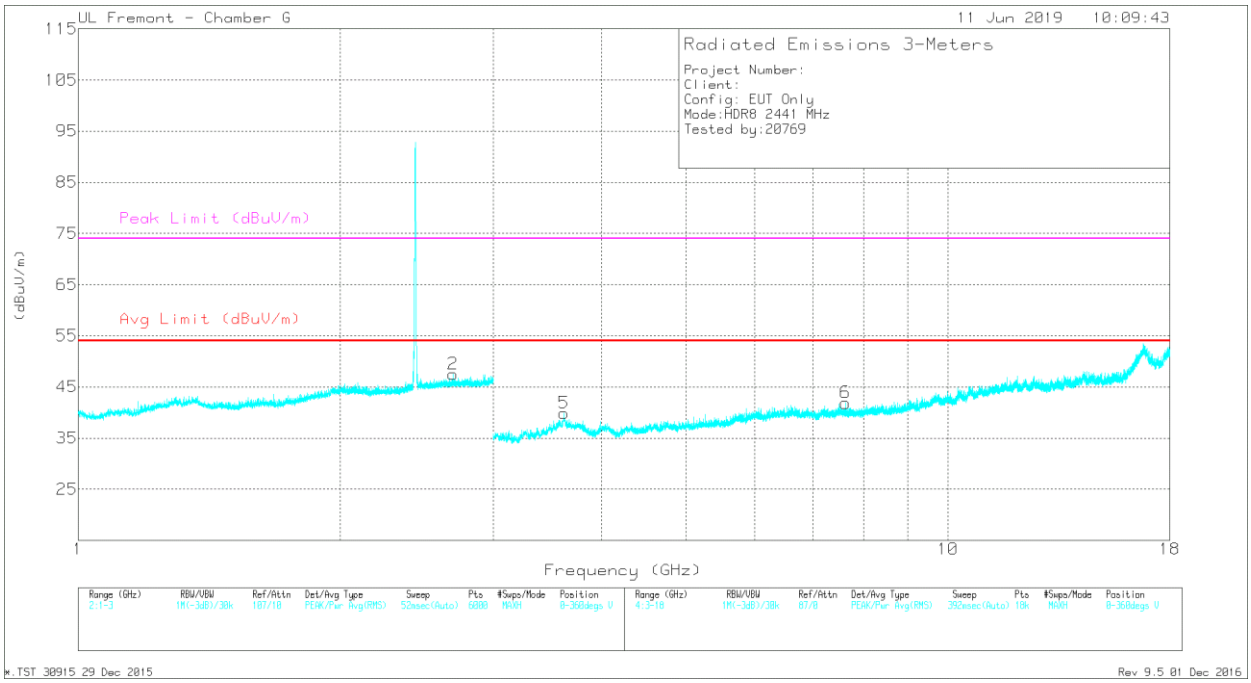

VERTICAL

UL VERIFICATION SERVICES INC.
47173 Benicia Street, Fremont, CA 94538; USA TEL:(510) 319-4000 FAX:(510) 661-0888
This report shall not be reproduced except in full, without the written approval of UL Verification Services Inc.

RADIATED EMISSIONS

Marker	Frequency (GHz)	Meter Reading (dBuV)	Det	AF T120 (dB/m)	Amp/Cbl/ Fltr/Pad (dB)	Corrected Reading (dBuV/m)	Avg Limit (dBuV/m)	Margin (dB)	Peak Limit (dBuV/m)	PK Margin (dB)	Azimuth (Degs)	Height (cm)	Polarity
2	* 2.697	43.56	PK2	32.7	-22	54.26	-	-	74	-19.74	112	157	V
	* 2.695	31.44	MAv1	32.7	-22	42.14	54	-11.86	-	-	112	157	V
4	* 11.924	35.76	PK2	39.4	-22.5	52.66	-	-	74	-21.34	346	262	H
	* 11.92	24.57	MAv1	39.4	-22.6	41.37	54	-12.63	-	-	346	262	H
5	* 3.621	40.34	PK2	35.7	-30	46.04	-	-	74	-27.96	87	124	V
	* 3.62	28.86	MAv1	35.7	-30	34.56	54	-19.44	-	-	87	124	V
6	* 7.621	38.37	PK2	36.1	-27.3	47.17	-	-	74	-26.83	344	228	V
	* 7.623	26.95	MAv1	36.1	-27.3	35.75	54	-18.25	-	-	344	228	V
1	1.907	30.7	MAv1	31.4	-22.7	39.4	-	-	-	-	33	303	H
	1.908	43.12	PK2	31.4	-22.7	51.82	-	-	-	-	33	303	H
3	3.325	28.96	MAv1	33.4	-30.5	31.86	-	-	-	-	263	305	H
	3.326	41.32	PK2	33.5	-30.5	44.32	-	-	-	-	263	305	H

* - indicates frequency in CFR47 Pt 15 / IC RSS-Restricted Band
PK2 - KDB558074 Method: Maximum Peak
MAv1 - KDB558074 Option 1 Maximum RMS Average

UL VERIFICATION SERVICES INC.
47173 Benicia Street, Fremont, CA 94538; USA TEL:(510) 319-4000 FAX:(510) 661-0888
This report shall not be reproduced except in full, without the written approval of UL Verification Services Inc.

HIGH CHANNEL RESULTS

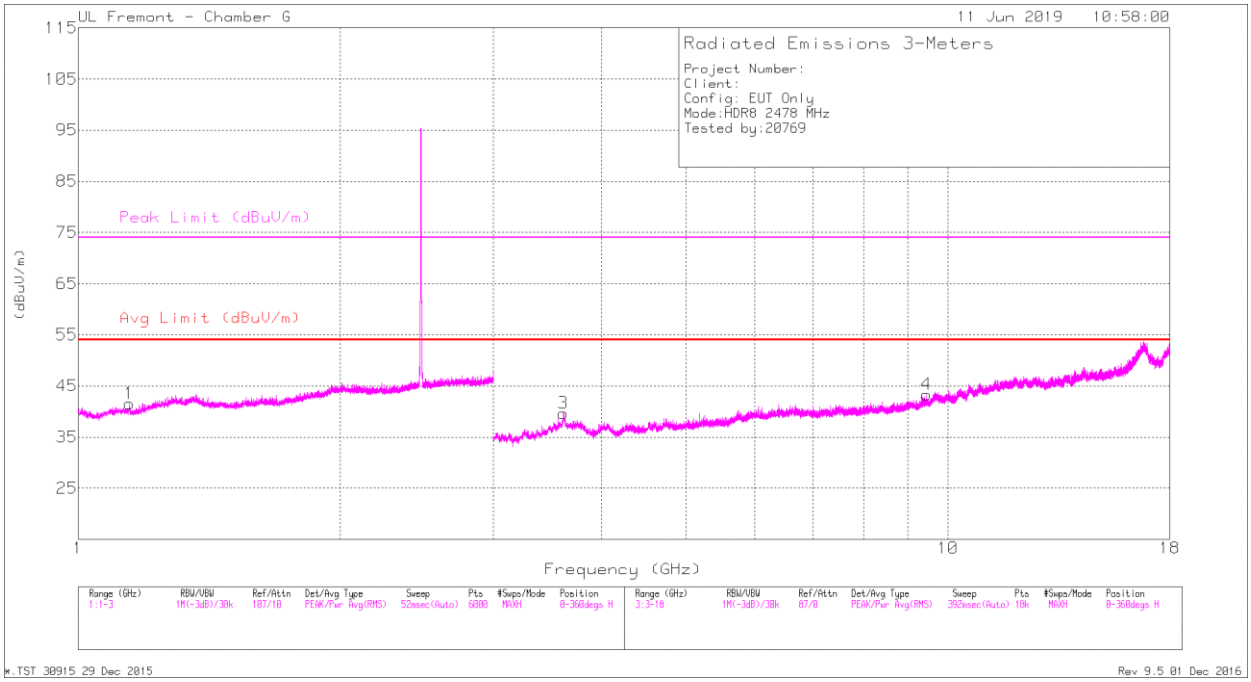

HORIZONTAL

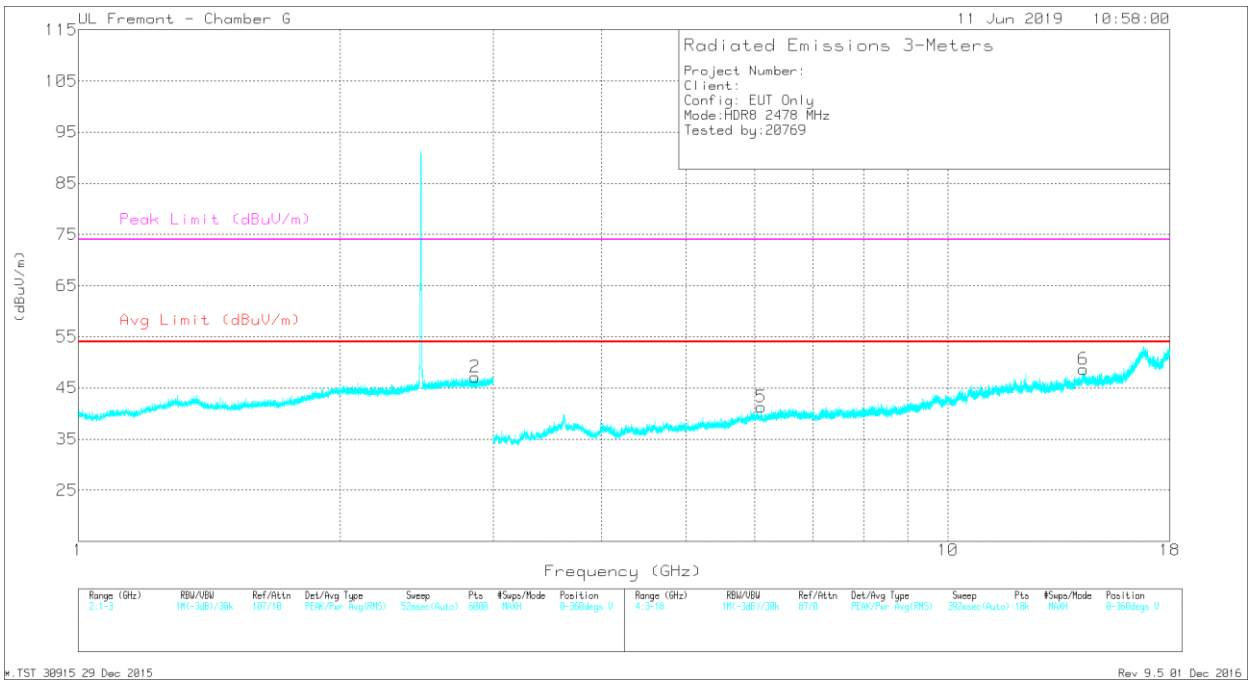

VERTICAL

UL VERIFICATION SERVICES INC.
47173 Benicia Street, Fremont, CA 94538; USA TEL:(510) 319-4000 FAX:(510) 661-0888
This report shall not be reproduced except in full, without the written approval of UL Verification Services Inc.

RADIATED EMISSIONS

Marker	Frequency (GHz)	Meter Reading (dBuV)	Det	AF T120 (dB/m)	Amp/Cbl/ Fltr/Pad (dB)	Corrected Reading (dBuV/m)	Avg Limit (dBuV/m)	Margin (dB)	Peak Limit (dBuV/m)	PK Margin (dB)	Azimuth (Degs)	Height (cm)	Polarity
1	* 1.146	44.23	PK2	27.8	-23.7	48.33	-	-	74	-25.67	91	151	H
	* 1.143	31.87	MAv1	27.8	-23.7	35.97	54	-18.03	-	-	91	151	H
2	* 2.859	42.81	PK2	32.7	-21.9	53.61	-	-	74	-20.39	234	318	V
	* 2.857	30.88	MAv1	32.7	-21.9	41.68	54	-12.32	-	-	234	318	V
3	* 3.609	40.76	PK2	35.1	-30.3	45.56	-	-	74	-28.44	246	307	H
	* 3.613	29.04	MAv1	35.4	-30.2	34.24	54	-19.76	-	-	246	307	H
4	* 9.458	38.89	PK2	37.2	-25.7	50.39	-	-	74	-23.61	108	172	H
	* 9.458	26.28	MAv1	37.2	-25.7	37.78	54	-16.22	-	-	108	172	H
5	6.101	40.45	PK2	35.7	-29.3	46.85	-	-	-	-	308	400	V
6	14.319	37.29	PK2	40.1	-22.4	54.99	-	-	-	-	168	202	V

* - indicates frequency in CFR47 Pt 15 / IC RSS-Restricted Band
PK2 - KDB558074 Method: Maximum Peak
MAv1 - KDB558074 Option 1 Maximum RMS Average

UL VERIFICATION SERVICES INC.
47173 Benicia Street, Fremont, CA 94538; USA TEL:(510) 319-4000 FAX:(510) 661-0888
This report shall not be reproduced except in full, without the written approval of UL Verification Services Inc.

Antenna 3

BANDEDGE (LOW CHANNEL)

HORIZONTAL RESULT

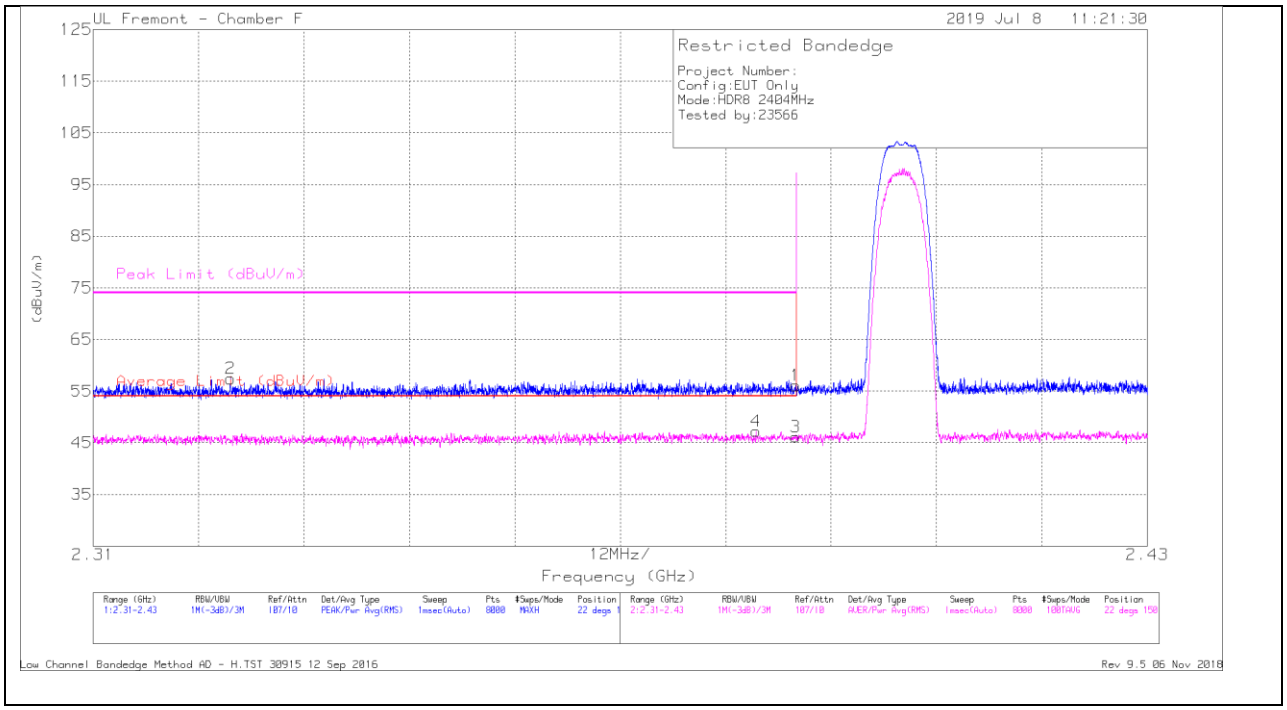

Marker	Frequency (GHz)	Meter Reading (dBuV)	Det	AF T345 (dB/m)	Amp/Cbl/Fltr /Pad (dB)	Corrected Reading (dBuV/m)	Average Limit (dBuV/m)	Margin (dB)	Peak Limit (dBuV/m)	PK Margin (dB)	Azimuth (Degs)	Height (cm)	Polarity
1	* 2.39	38.58	Pk	32	-14.5	56.08	-	-	74	-17.92	22	150	H
2	* 2.326	40.22	Pk	31.7	-14.5	57.42	-	-	74	-16.58	22	150	H
3	* 2.39	28.63	RMS	32	-14.5	46.13	54	-7.87	-	-	22	150	H
4	* 2.385	29.81	RMS	31.9	-14.5	47.21	54	-6.79	-	-	22	150	H

* - indicates frequency in CFR47 Pt 15 / IC RSS-Restricted Band
Pk - Peak detector
RMS - RMS detection
Low Channel Bandedge Method AD - H.TST 30915 12 Sep 2016
Rev 9.5 06 Nov 2018

UL VERIFICATION SERVICES INC.
47173 Benicia Street, Fremont, CA 94538; USA TEL:(510) 319-4000 FAX:(510) 661-0888
This report shall not be reproduced except in full, without the written approval of UL Verification Services Inc.

VERTICAL RESULT

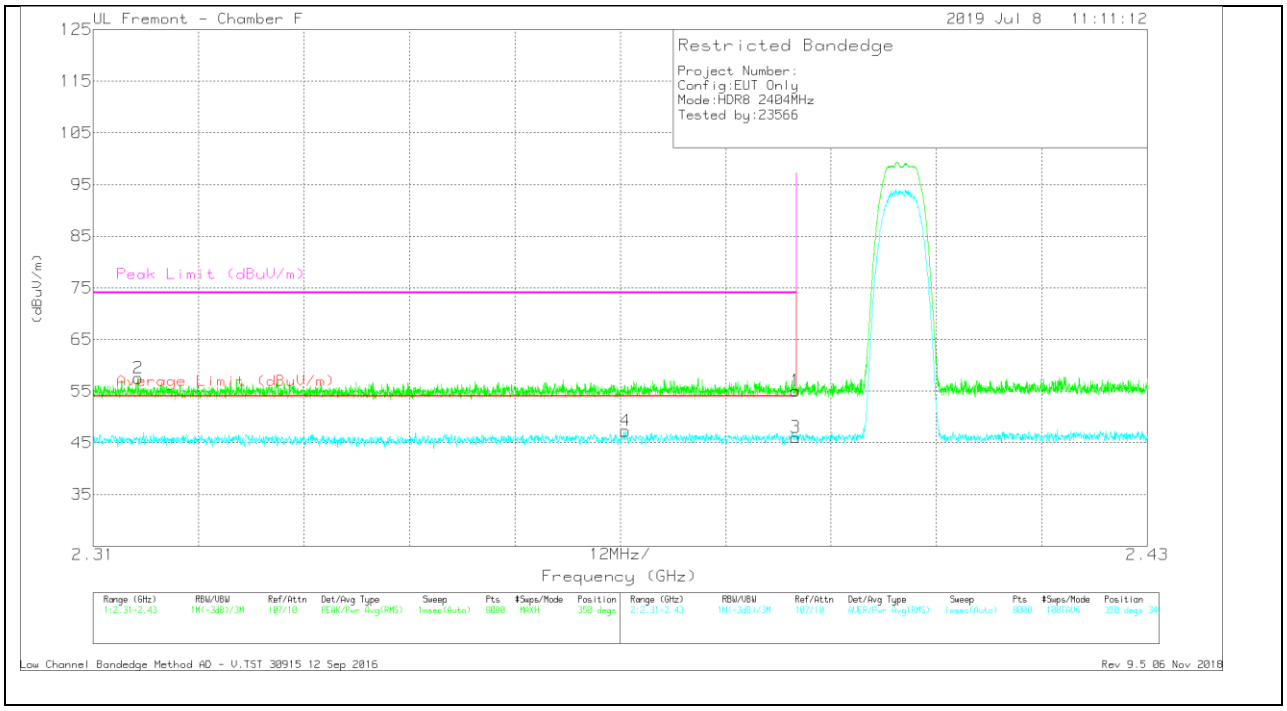

Marker	Frequency (GHz)	Meter Reading (dBuV)	Det	AF T345 (dB/m)	Amp/Cbl/Fltr /Pad (dB)	Corrected Reading (dBuV/m)	Average Limit (dBuV/m)	Margin (dB)	Peak Limit (dBuV/m)	PK Margin (dB)	Azimuth (Degs)	Height (cm)	Polarity
1	* 2.39	37.55	Pk	32	-14.5	55.05	-	-	74	-18.95	350	345	V
2	* 2.315	40.32	Pk	31.7	-14.5	57.52	-	-	74	-16.48	350	345	V
3	* 2.39	28.54	RMS	32	-14.5	46.04	54	-7.96	-	-	350	345	V
4	* 2.371	29.91	RMS	31.9	-14.5	47.31	54	-6.69	-	-	350	345	V

* - indicates frequency in CFR47 Pt 15 / IC RSS-Restricted Band
Pk - Peak detector
RMS - RMS detection
Low Channel Bandedge Method AD - V.TST 30915 12 Sep 2016
Rev 9.5 06 Nov 2018

UL VERIFICATION SERVICES INC.
47173 Benicia Street, Fremont, CA 94538; USA TEL:(510) 319-4000 FAX:(510) 661-0888
This report shall not be reproduced except in full, without the written approval of UL Verification Services Inc.

BANDEDGE (HIGH CHANNEL)

HORIZONTAL RESULT

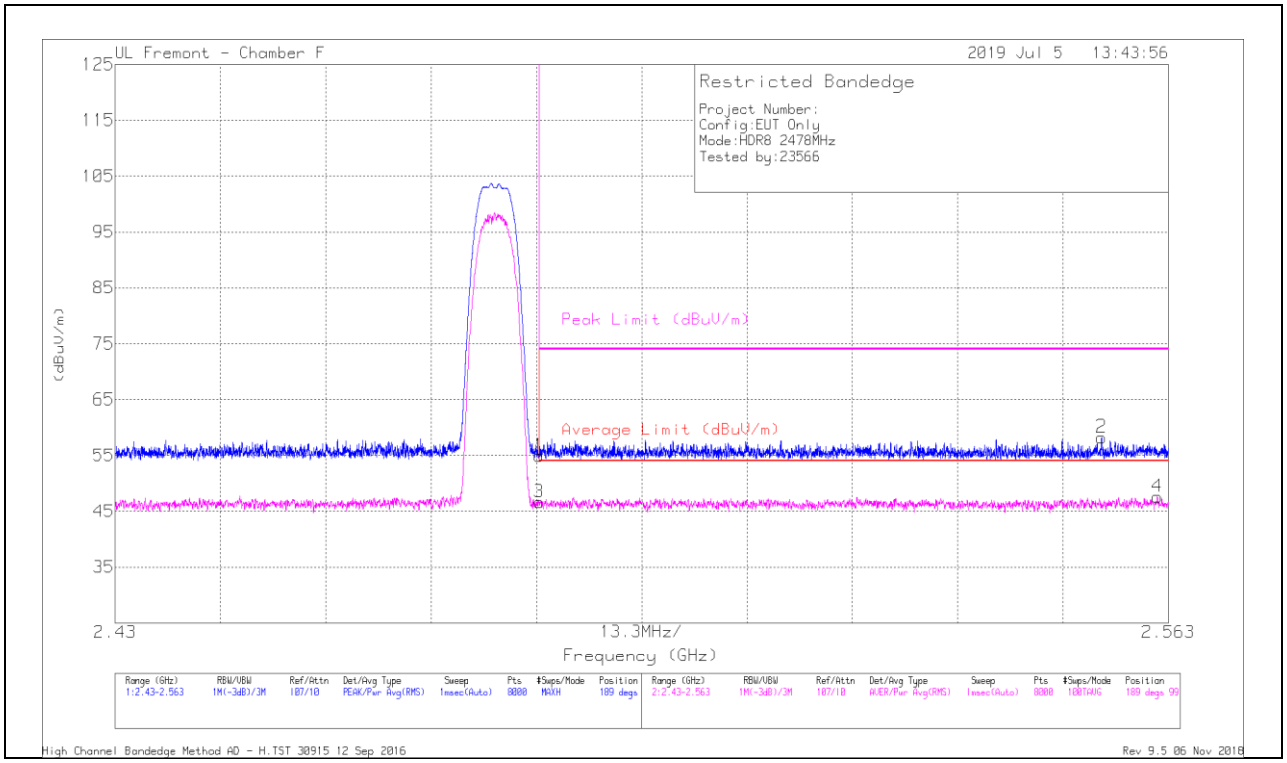

Marker	Frequency (GHz)	Meter Reading (dBuV)	Det	AF T345 (dB/m)	Amp/Cbl/Fltr /Pad (dB)	Corrected Reading (dBuV/m)	Average Limit (dBuV/m)	Margin (dB)	Peak Limit (dBuV/m)	PK Margin (dB)	Azimuth (Degs)	Height (cm)	Polarity
1	* 2.484	37.19	Pk	32.4	-14.7	54.89	-	-	74	-19.11	189	99	H
2	2.555	40.4	Pk	32.3	-14.5	58.2	-	-	74	-15.8	189	99	H
3	* 2.484	28.92	RMS	32.4	-14.7	46.62	54	-7.38	-	-	189	99	H
4	2.562	29.77	RMS	32.4	-14.6	47.57	54	-6.43	-	-	189	99	H

* - indicates frequency in CFR47 Pt 15 / IC RSS-Restricted Band
Pk - Peak detector
RMS - RMS detection

UL VERIFICATION SERVICES INC.
47173 Benicia Street, Fremont, CA 94538; USA TEL:(510) 319-4000 FAX:(510) 661-0888
This report shall not be reproduced except in full, without the written approval of UL Verification Services Inc.

VERTICAL RESULT

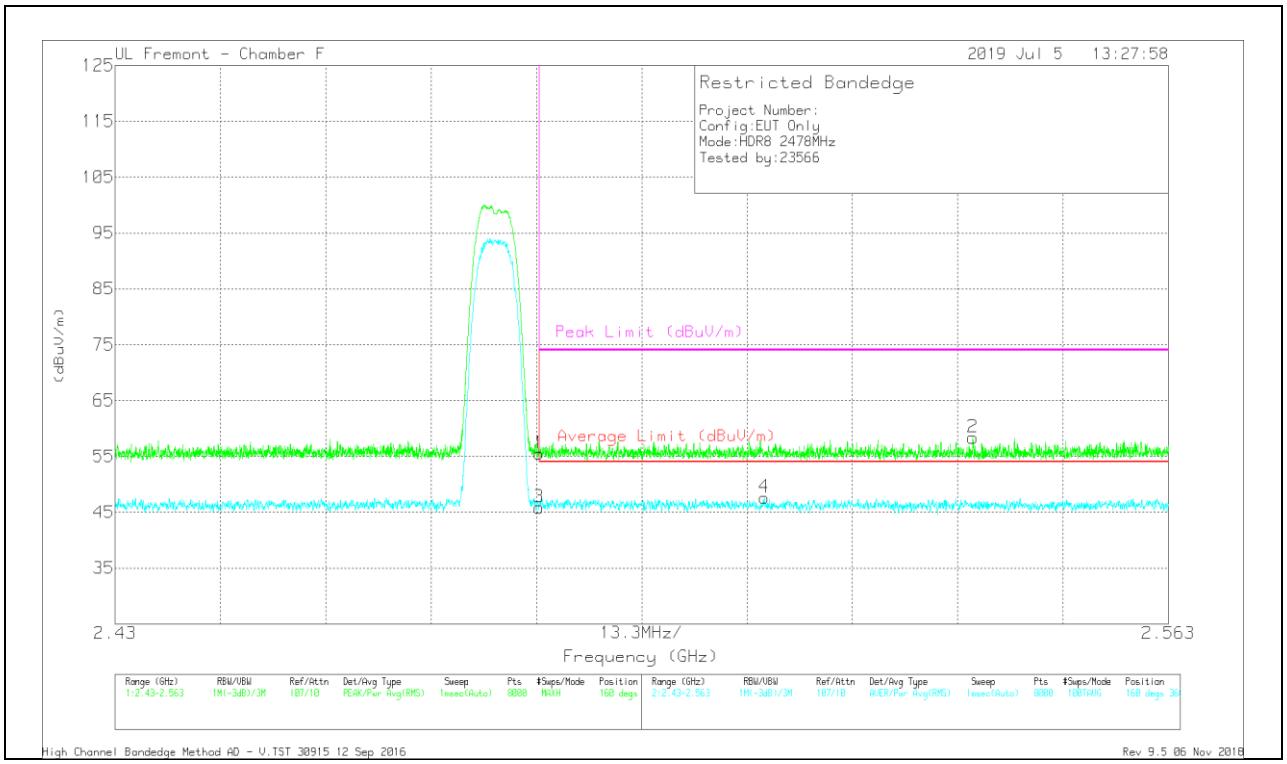

Marker	Frequency (GHz)	Meter Reading (dBuV)	Det	AF T345 (dB/m)	Amp/Cbl/Fltr /Pad (dB)	Corrected Reading (dBuV/m)	Average Limit (dBuV/m)	Margin (dB)	Peak Limit (dBuV/m)	PK Margin (dB)	Azimuth (Degs)	Height (cm)	Polarity
1	* 2.484	37.79	Pk	32.4	-14.7	55.49	-	-	74	-18.51	160	360	V
2	2.538	40.78	Pk	32.3	-14.7	58.38	-	-	74	-15.62	160	360	V
3	* 2.484	28.15	RMS	32.4	-14.7	45.85	54	-8.15	-	-	160	360	V
4	2.512	29.94	RMS	32.4	-14.7	47.64	54	-6.36	-	-	160	360	V

* - indicates frequency in CFR47 Pt 15 / IC RSS-Restricted Band
Pk - Peak detector
RMS - RMS detection

UL VERIFICATION SERVICES INC.
47173 Benicia Street, Fremont, CA 94538; USA TEL:(510) 319-4000 FAX:(510) 661-0888
This report shall not be reproduced except in full, without the written approval of UL Verification Services Inc.

HARMONICS AND SPURIOUS EMISSIONS

LOW CHANNEL RESULTS

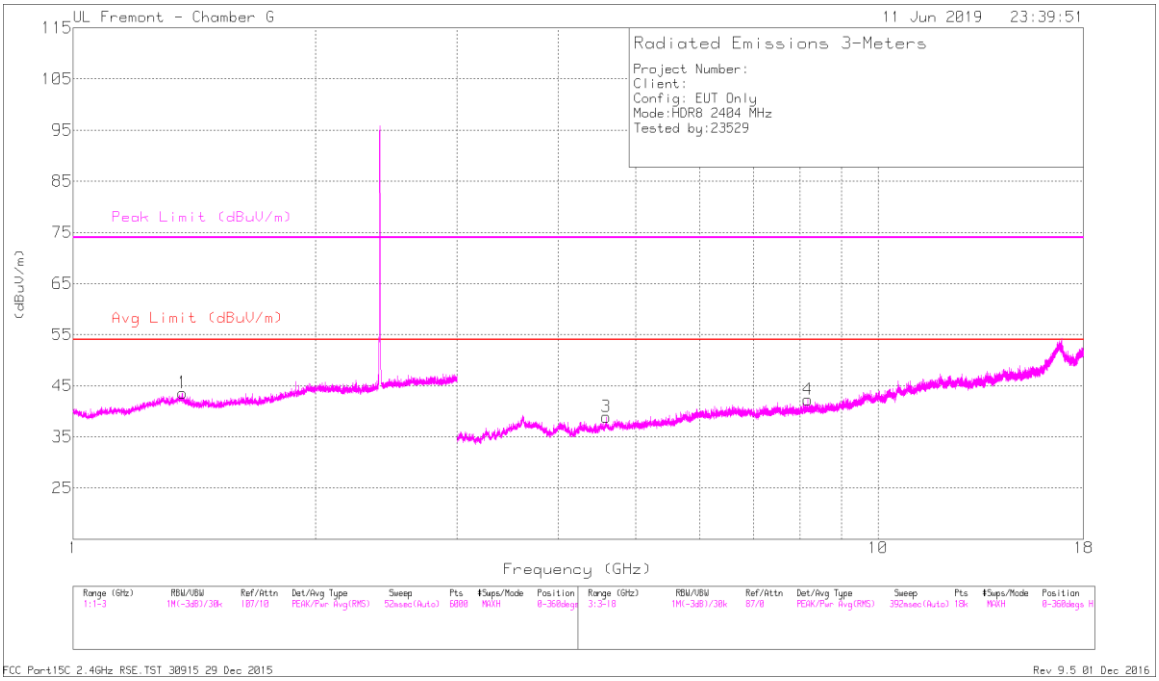

HORIZONTAL

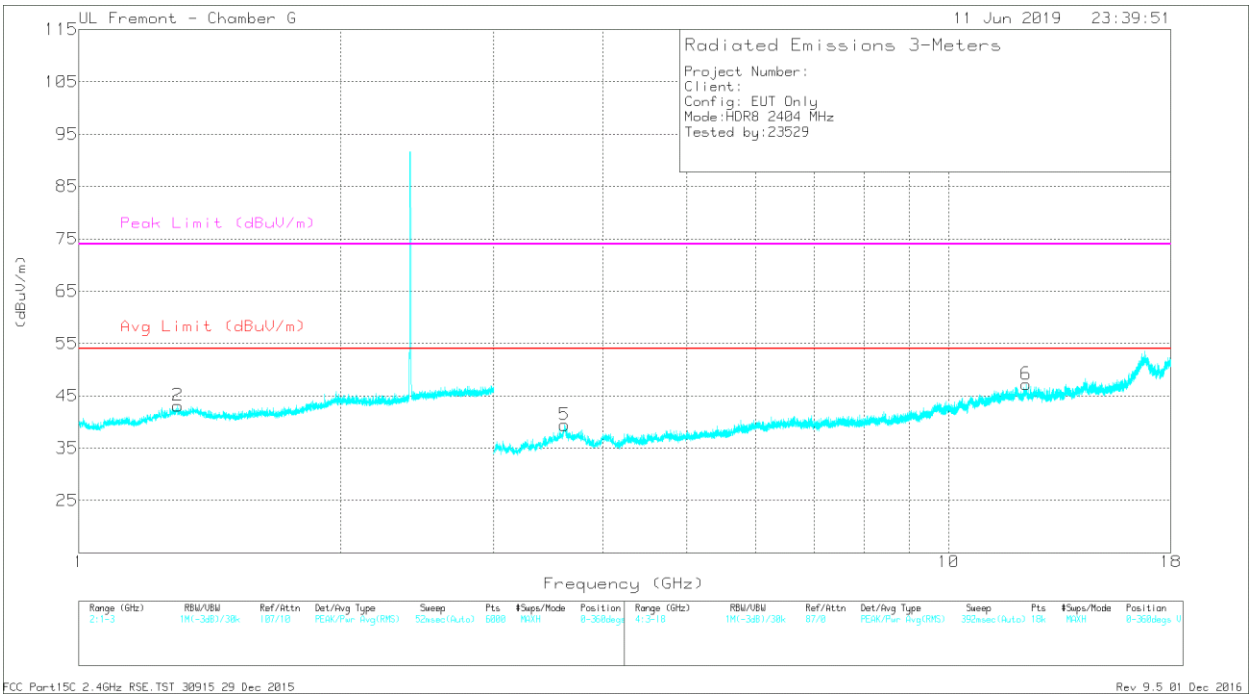

VERTICAL

UL VERIFICATION SERVICES INC.
47173 Benicia Street, Fremont, CA 94538; USA TEL:(510) 319-4000 FAX:(510) 661-0888

This report shall not be reproduced except in full, without the written approval of UL Verification Services Inc.

RADIATED EMISSIONS

Marker	Frequency (GHz)	Meter Reading (dBuV)	Det	AF T120 (dB/m)	Amp/Cbl/ Fltr/Pad (dB)	Corrected Reading (dBuV/m)	Avg Limit (dBuV/m)	Margin (dB)	Peak Limit (dBuV/m)	PK Margin (dB)	Azimuth (Degs)	Height (cm)	Polarity
1	* 1.368	43.03	PK2	30	-23.2	49.83	-	-	74	-24.17	0	101	H
	* 1.366	31.49	MAv1	30	-23.2	38.29	54	-15.71	-	-	0	101	H
2	* 1.299	43.95	PK2	29.7	-23.5	50.15	-	-	74	-23.85	0	101	V
	* 1.299	32.11	MAv1	29.7	-23.5	38.31	54	-15.69	-	-	0	101	V
3	* 4.595	40.85	PK2	34.3	-29.6	45.55	-	-	74	-28.45	0	101	H
	* 4.595	29.41	MAv1	34.3	-29.6	34.11	54	-19.89	-	-	0	101	H
4	* 8.183	38.68	PK2	36.1	-26.5	48.28	-	-	74	-25.72	0	101	H
	* 8.183	27.44	MAv1	36.1	-26.5	37.04	54	-16.96	-	-	0	101	H
5	* 3.617	39.93	PK2	35.7	-30.1	45.53	-	-	74	-28.47	0	101	V
	* 3.62	29.01	MAv1	35.7	-30	34.71	54	-19.29	-	-	0	101	V
6	* 12.284	36.04	PK2	39.5	-22.2	53.34	-	-	74	-20.66	0	101	V
	* 12.281	25.16	MAv1	39.5	-22.2	42.46	54	-11.54	-	-	0	101	V

* - indicates frequency in CFR47 Pt 15 / IC RSS-Restricted Band
PK2 - KDB558074 Method: Maximum Peak
MAv1 - KDB558074 Option 1 Maximum RMS Average

UL VERIFICATION SERVICES INC.
47173 Benicia Street, Fremont, CA 94538; USA TEL:(510) 319-4000 FAX:(510) 661-0888
This report shall not be reproduced except in full, without the written approval of UL Verification Services Inc.

MID CHANNEL RESULTS

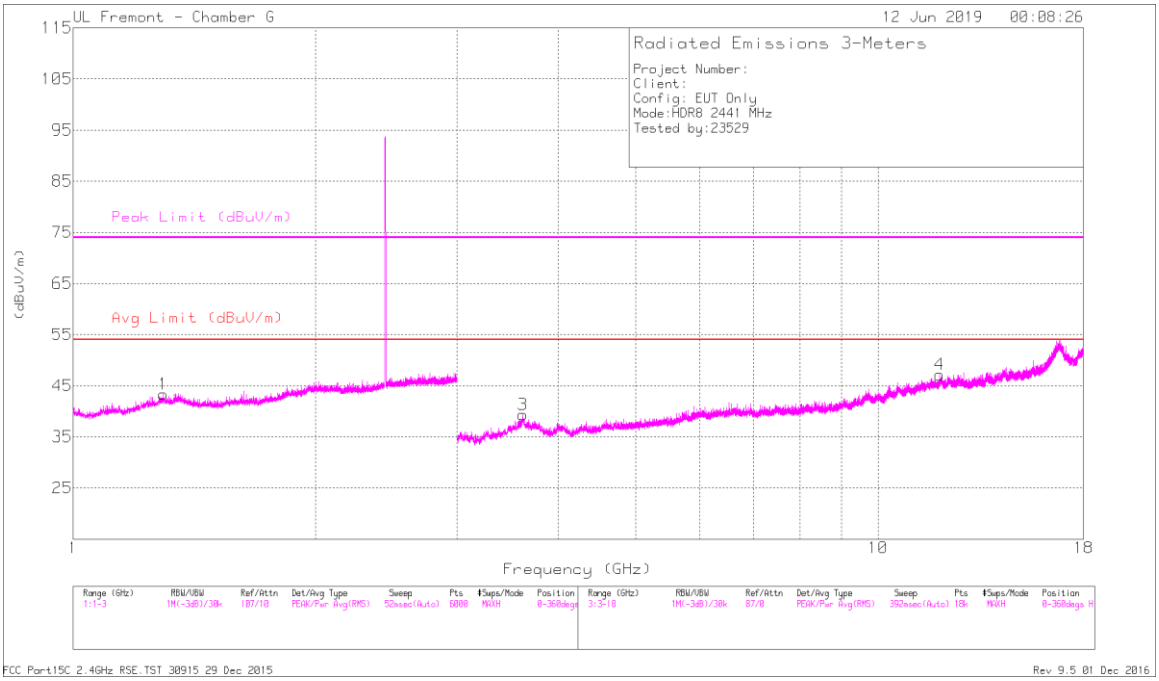

HORIZONTAL

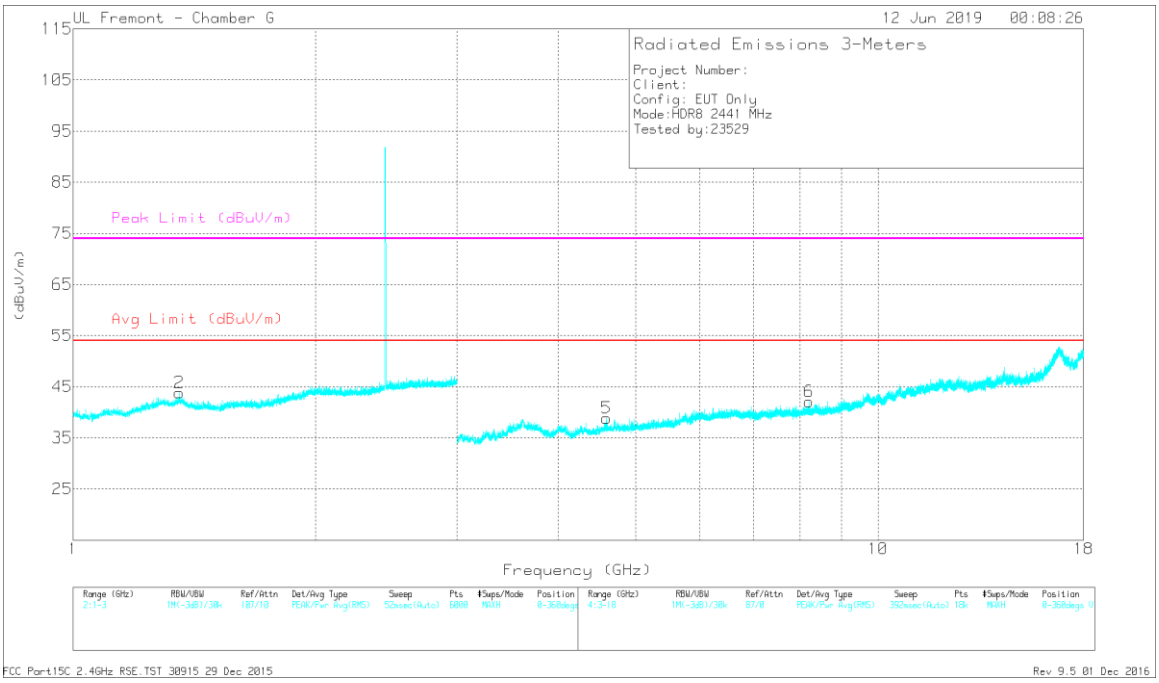

VERTICAL

UL VERIFICATION SERVICES INC.
47173 Benicia Street, Fremont, CA 94538; USA TEL:(510) 319-4000 FAX:(510) 661-0888

This report shall not be reproduced except in full, without the written approval of UL Verification Services Inc.

RADIATED EMISSIONS

Marker	Frequency (GHz)	Meter Reading (dBuV)	Det	AF T120 (dB/m)	Amp/Cbl/ Fltr/Pad (dB)	Corrected Reading (dBuV/m)	Avg Limit (dBuV/m)	Margin (dB)	Peak Limit (dBuV/m)	PK Margin (dB)	Azimuth (Degs)	Height (cm)	Polarity
1	* 1.293	43.83	PK2	29.9	-23.5	50.23	-	-	74	-23.77	0	101	H
	* 1.295	32.05	MAv1	29.9	-23.5	38.45	54	-15.55	-	-	0	101	H
2	* 1.356	42.55	PK2	30	-23.3	49.25	-	-	74	-24.75	0	101	V
	* 1.355	30.92	MAv1	30	-23.3	37.62	54	-16.38	-	-	0	101	V
3	* 3.62	40.42	PK2	35.7	-30	46.12	-	-	74	-27.88	0	101	H
	* 3.621	28.99	MAv1	35.7	-30	34.69	54	-19.31	-	-	0	101	H
4	* 11.931	36.56	PK2	39.4	-22.4	53.56	-	-	74	-20.44	0	101	H
	* 11.933	25.4	MAv1	39.4	-22.3	42.5	54	-11.5	-	-	0	101	H
5	* 4.597	41.19	PK2	34.3	-29.5	45.99	-	-	74	-28.01	0	101	V
	* 4.599	29.35	MAv1	34.3	-29.6	34.05	54	-19.95	-	-	0	101	V
6	* 8.206	38.27	PK2	36.1	-26.5	47.87	-	-	74	-26.13	0	101	V
	* 8.204	27.27	MAv1	36.1	-26.5	36.87	54	-17.13	-	-	0	101	V

* - indicates frequency in CFR47 Pt 15 / IC RSS-Restricted Band
PK2 - KDB558074 Method: Maximum Peak
MAv1 - KDB558074 Option 1 Maximum RMS Average

UL VERIFICATION SERVICES INC.
47173 Benicia Street, Fremont, CA 94538; USA TEL:(510) 319-4000 FAX:(510) 661-0888
This report shall not be reproduced except in full, without the written approval of UL Verification Services Inc.

HIGH CHANNEL RESULTS

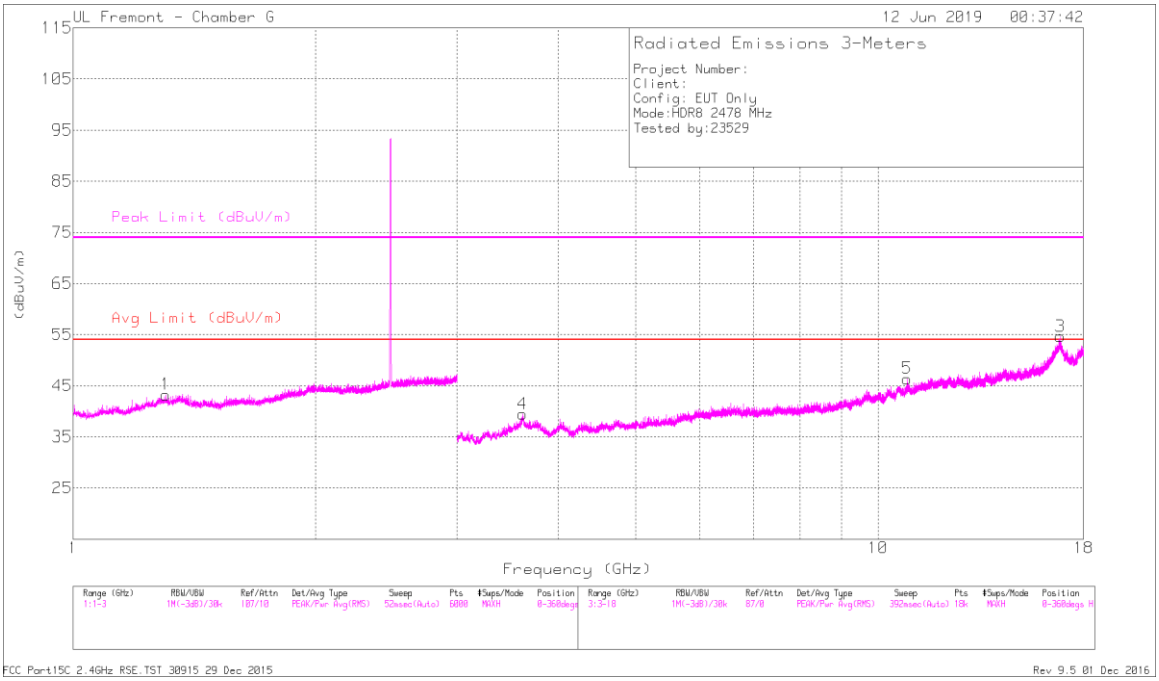

HORIZONTAL

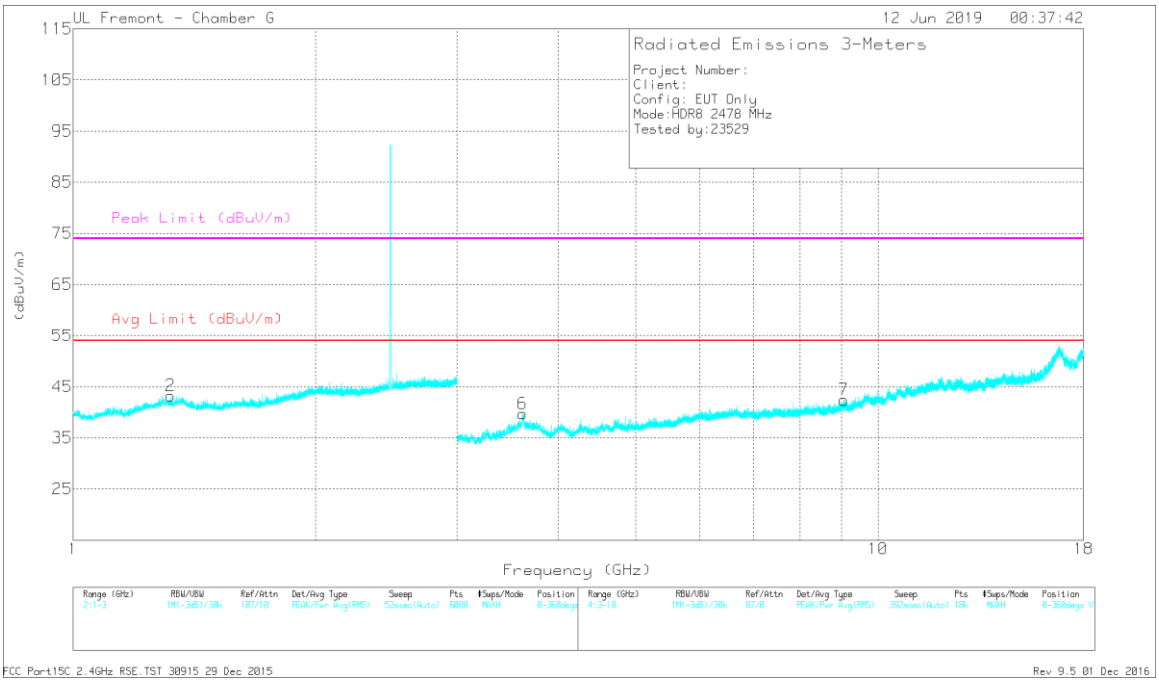

VERTICAL

UL VERIFICATION SERVICES INC.
47173 Benicia Street, Fremont, CA 94538; USA TEL:(510) 319-4000 FAX:(510) 661-0888

This report shall not be reproduced except in full, without the written approval of UL Verification Services Inc.

RADIATED EMISSIONS

Marker	Frequency (GHz)	Meter Reading (dBuV)	Det	AF T120 (dB/m)	Amp/Cbl/ Fltr/Pad (dB)	Corrected Reading (dBuV/m)	Avg Limit (dBuV/m)	Margin (dB)	Peak Limit (dBuV/m)	PK Margin (dB)	Azimuth (Degs)	Height (cm)	Polarity
1	* 1.303	43.76	PK2	29.7	-23.5	49.96	-	-	74	-24.04	210	128	H
	* 1.303	32.4	MAv1	29.7	-23.5	38.6	54	-15.4	-	-	210	128	H
2	* 1.322	43.47	PK2	29.8	-23.5	49.77	-	-	74	-24.23	156	197	V
	* 1.322	32.27	MAv1	29.8	-23.5	38.57	54	-15.43	-	-	156	197	V
4	* 3.614	41.15	PK2	35.5	-30.2	46.45	-	-	74	-27.55	175	231	H
	* 3.615	29.86	MAv1	35.5	-30.2	35.16	54	-18.84	-	-	175	231	H
5	* 10.866	36.68	PK2	38.3	-23.4	51.58	-	-	74	-22.42	283	226	H
	* 10.866	25.9	MAv1	38.3	-23.4	40.8	54	-13.2	-	-	283	226	H
6	* 3.617	40.8	PK2	35.7	-30.1	46.4	-	-	74	-27.6	124	181	V
	* 3.617	29.92	MAv1	35.7	-30.1	35.52	54	-18.48	-	-	124	181	V
7	* 9.071	38.15	PK2	36.5	-25.2	49.45	-	-	74	-24.55	84	202	V
	* 9.07	26.63	MAv1	36.5	-25.2	37.93	54	-16.07	-	-	84	202	V
3	16.842	36.14	PK2	41.6	-17.6	60.14	-	-	-	-	264	189	H
	16.843	24.86	MAv1	41.7	-17.6	48.96	-	-	-	-	264	189	H

* - indicates frequency in CFR47 Pt 15 / IC RSS-Restricted Band
PK2 - KDB558074 Method: Maximum Peak
MAv1 - KDB558074 Option 1 Maximum RMS Average

UL VERIFICATION SERVICES INC.
47173 Benicia Street, Fremont, CA 94538; USA TEL:(510) 319-4000 FAX:(510) 661-0888
This report shall not be reproduced except in full, without the written approval of UL Verification Services Inc.

9.2.5. BEAMFORMING HIGH POWER HDR (HDR4)

BANDEDGE (LOW CHANNEL)

HORIZONTAL RESULT

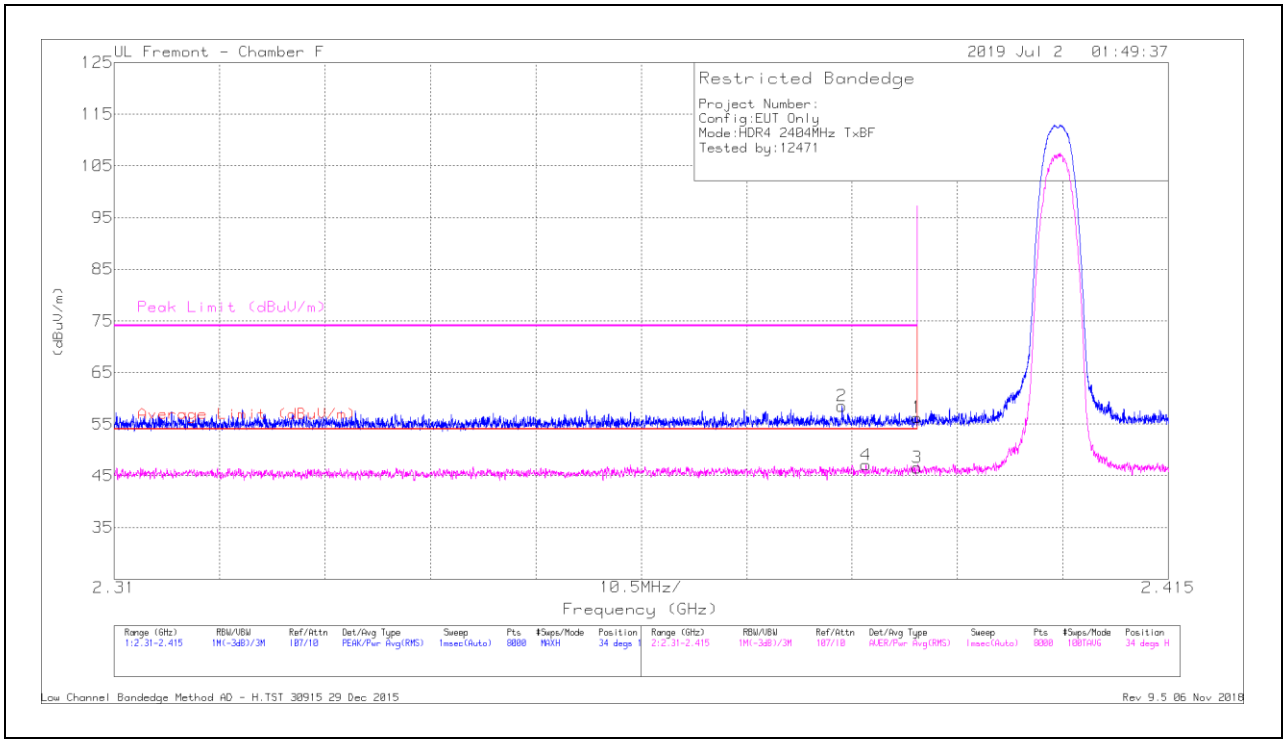

Marker	Frequency (GHz)	Meter Reading (dBuV)	Det	AF T345 (dB/m)	Amp/Cbl/Fltr /Pad (dB)	Corrected Reading (dBuV/m)	Average Limit (dBuV/m)	Margin (dB)	Peak Limit (dBuV/m)	PK Margin (dB)	Azimuth (Degs)	Height (cm)	Polarity
1	* 2.39	38.75	Pk	32	-14.5	56.25	-	-	74	-17.75	34	128	H
2	* 2.382	41.11	Pk	31.9	-14.5	58.51	-	-	74	-15.49	34	128	H
3	* 2.39	29.07	RMS	32	-14.5	46.57	54	-7.43	-	-	34	128	H
4	* 2.385	29.71	RMS	31.9	-14.5	47.11	54	-6.89	-	-	34	128	H

* - indicates frequency in CFR47 Pt 15 / IC RSS-Restricted Band
Pk - Peak detector
RMS - RMS detection

UL VERIFICATION SERVICES INC.
47173 Benicia Street, Fremont, CA 94538; USA TEL:(510) 319-4000 FAX:(510) 661-0888
This report shall not be reproduced except in full, without the written approval of UL Verification Services Inc.

VERTICAL RESULT

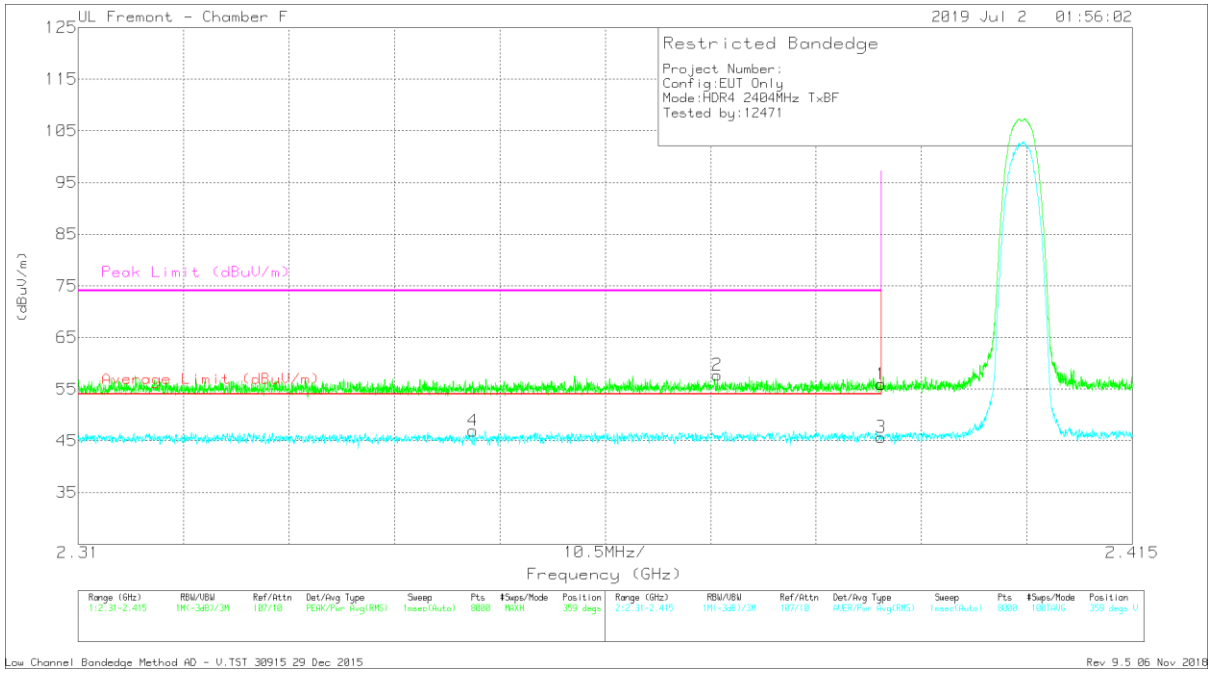

Marker	Frequency (GHz)	Meter Reading (dBuV)	Det	AF T345 (dB/m)	Amp/Cbl/Fltr /Pad (dB)	Corrected Reading (dBuV/m)	Average Limit (dBuV/m)	Margin (dB)	Peak Limit (dBuV/m)	PK Margin (dB)	Azimuth (Degs)	Height (cm)	Polarity
1	* 2.39	38.45	Pk	32	-14.5	55.95	-	-	74	-18.05	359	335	V
2	* 2.374	40.24	Pk	31.9	-14.4	57.74	-	-	74	-16.26	359	335	V
3	* 2.39	28.17	RMS	32	-14.5	45.67	54	-8.33	-	-	359	335	V
4	* 2.349	29.74	RMS	31.6	-14.4	46.94	54	-7.06	-	-	359	335	V

* - indicates frequency in CFR47 Pt 15 / IC RSS-Restricted Band
Pk - Peak detector
RMS - RMS detection

UL VERIFICATION SERVICES INC.
47173 Benicia Street, Fremont, CA 94538; USA TEL:(510) 319-4000 FAX:(510) 661-0888
This report shall not be reproduced except in full, without the written approval of UL Verification Services Inc.

BANDEDGE (HIGH CHANNEL)

HORIZONTAL RESULT

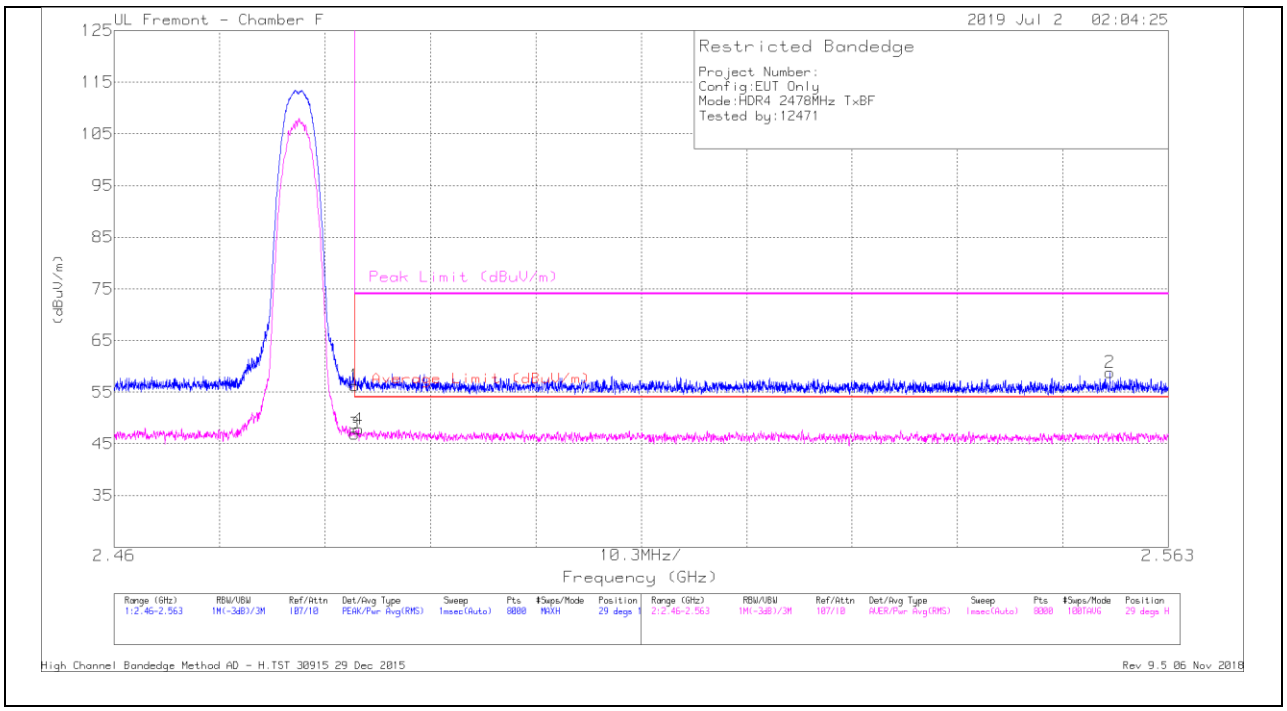

Marker	Frequency (GHz)	Meter Reading (dBuV)	Det	AF T345 (dB/m)	Amp/Cbl/Fltr /Pad (dB)	Corrected Reading (dBuV/m)	Average Limit (dBuV/m)	Margin (dB)	Peak Limit (dBuV/m)	PK Margin (dB)	Azimuth (Degs)	Height (cm)	Polarity
1	* 2.484	38.59	Pk	32.4	-14.7	56.29	-	-	74	-17.71	29	115	H
2	2.557	40.92	Pk	32.4	-14.5	58.82	-	-	74	-15.18	29	115	H
3	* 2.484	29.25	RMS	32.4	-14.7	46.95	54	-7.05	-	-	29	115	H
4	* 2.484	30.13	RMS	32.4	-14.7	47.83	54	-6.17	-	-	29	115	H

* - indicates frequency in CFR47 Pt 15 / IC RSS-Restricted Band
Pk - Peak detector
RMS - RMS detection

UL VERIFICATION SERVICES INC.
47173 Benicia Street, Fremont, CA 94538; USA TEL:(510) 319-4000 FAX:(510) 661-0888
This report shall not be reproduced except in full, without the written approval of UL Verification Services Inc.

VERTICAL RESULT

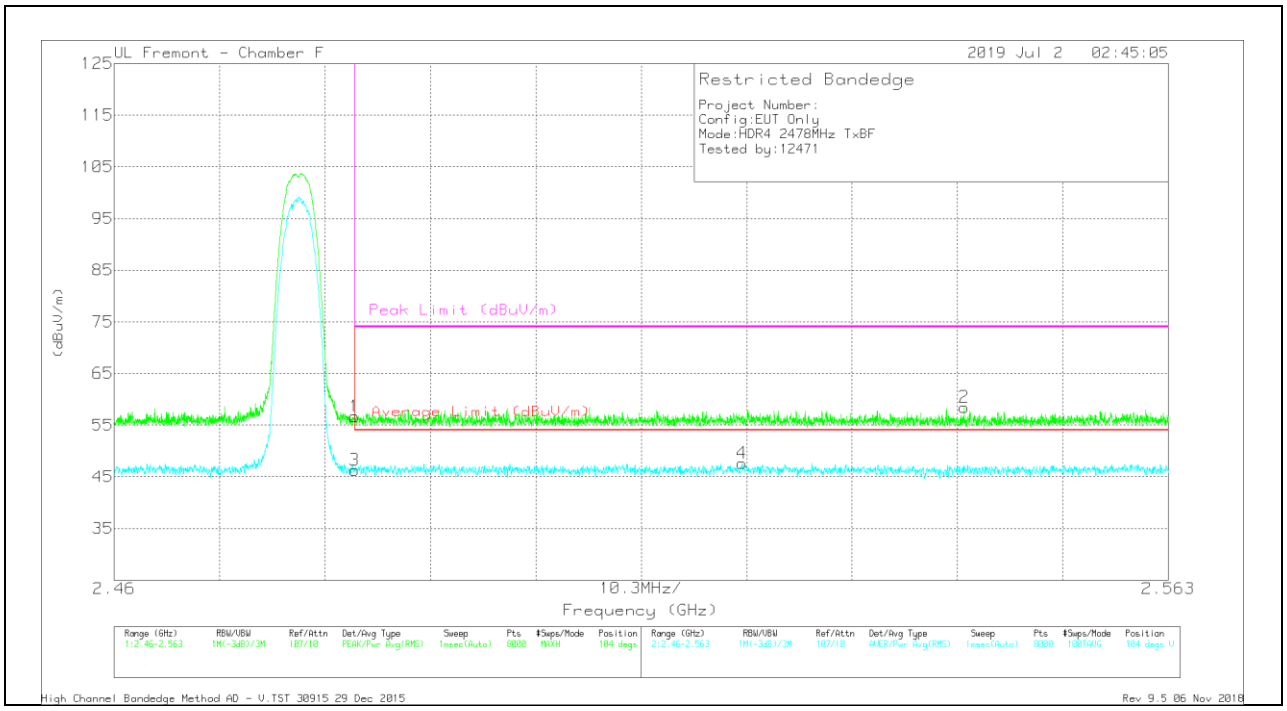

Marker	Frequency (GHz)	Meter Reading (dBuV)	Det	AF T345 (dB/m)	Amp/Cbl/Fltr /Pad (dB)	Corrected Reading (dBuV/m)	Average Limit (dBuV/m)	Margin (dB)	Peak Limit (dBuV/m)	PK Margin (dB)	Azimuth (Degs)	Height (cm)	Polarity
1	* 2.484	38.97	Pk	32.4	-14.7	56.67	-	-	74	-17.33	104	320	V
2	2.543	40.86	Pk	32.3	-14.7	58.46	-	-	74	-15.54	104	320	V
3	* 2.484	28.57	RMS	32.4	-14.7	46.27	54	-7.73	-	-	104	320	V
4	2.521	29.83	RMS	32.3	-14.5	47.63	54	-6.37	-	-	104	320	V

* - indicates frequency in CFR47 Pt 15 / IC RSS-Restricted Band
Pk - Peak detector
RMS - RMS detection

UL VERIFICATION SERVICES INC.
47173 Benicia Street, Fremont, CA 94538; USA TEL:(510) 319-4000 FAX:(510) 661-0888
This report shall not be reproduced except in full, without the written approval of UL Verification Services Inc.

HARMONICS AND SPURIOUS EMISSIONS

LOW CHANNEL RESULTS

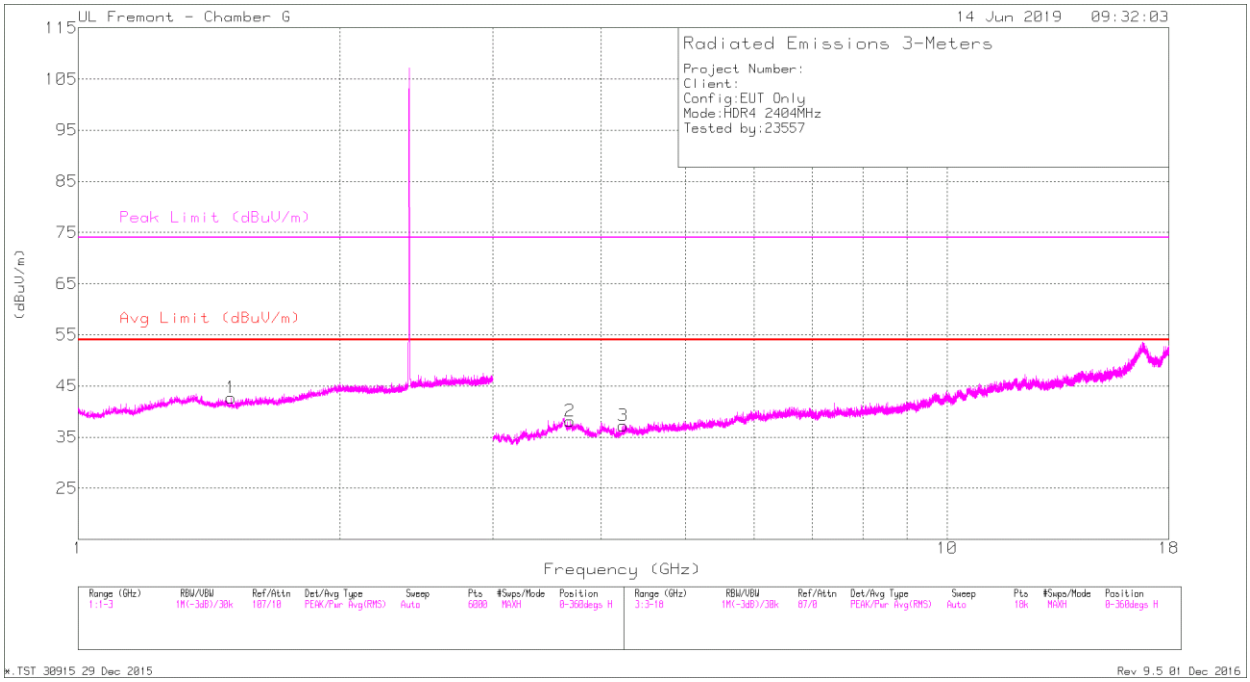

HORIZONTAL

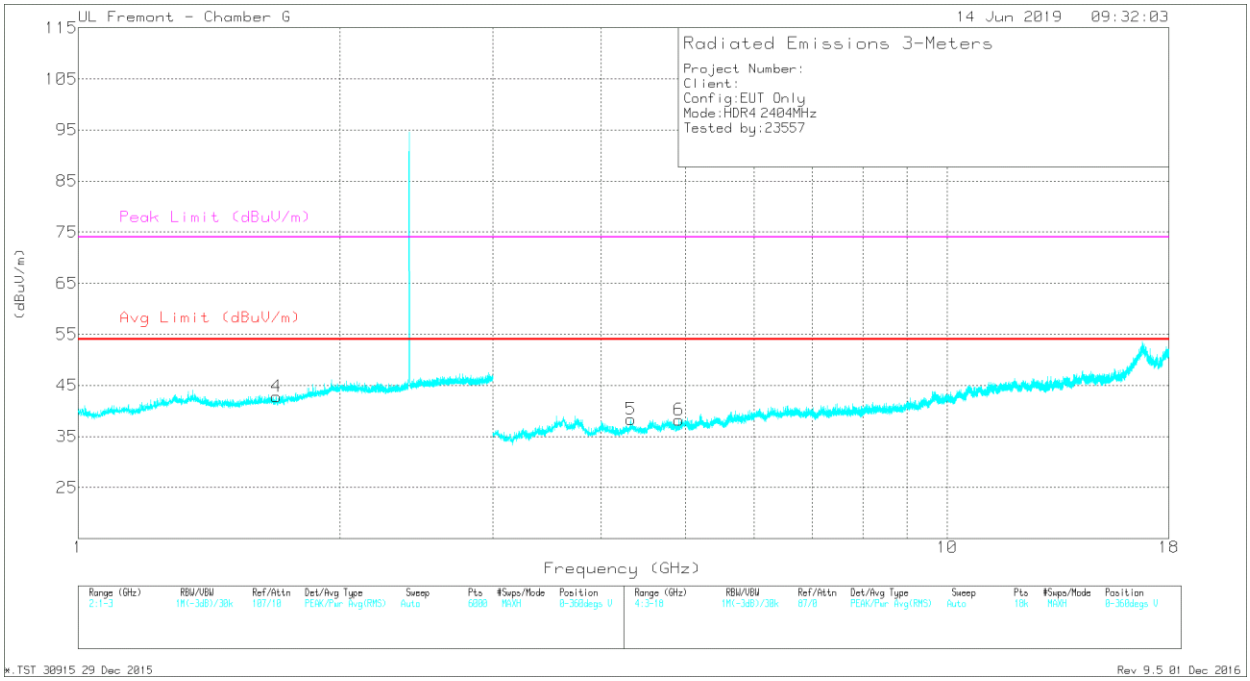

VERTICAL

UL VERIFICATION SERVICES INC.
47173 Benicia Street, Fremont, CA 94538; USA TEL:(510) 319-4000 FAX:(510) 661-0888
This report shall not be reproduced except in full, without the written approval of UL Verification Services Inc.

RADIATED EMISSIONS

Markers	Frequency (GHz)	Meter Reading (dBuV)	Det	AF T120 (dB/m)	Amp/Cbl/Fltr/ Pad (dB)	Corrected Reading (dBuV/m)	Avg Limit (dBuV/m)	Margin (dB)	Peak Limit (dBuV/m)	PK Margin (dB)	Azimuth (Degs)	Height (cm)	Polarity
	* 1.499	44	PK2	28	-22.1	49.9	-	-	74	-24.1	347	385	H
1	* 1.499	31.44	MAv1	28	-22.1	37.34	54	-16.66	-	-	347	385	H
	* 1.69	43.52	PK2	28.3	-21.7	50.12	-	-	74	-23.88	173	260	V
4	* 1.69	31.39	MAv1	28.3	-21.7	37.99	54	-16.01	-	-	173	260	V
	* 3.68	39.41	PK2	34.2	-29	44.61	-	-	74	-29.39	4	113	H
2	* 3.682	27.73	MAv1	34.2	-28.9	33.03	54	-20.97	-	-	4	113	H
	* 4.236	40.44	PK2	33.6	-29.9	44.14	-	-	74	-29.86	235	397	H
3	* 4.237	28.91	MAv1	33.6	-29.9	32.61	54	-21.39	-	-	235	397	H
	* 4.328	40.54	PK2	33.8	-29	45.34	-	-	74	-28.66	56	326	V
5	* 4.327	28.24	MAv1	33.7	-29.1	32.84	54	-21.16	-	-	56	326	V
	* 4.911	40.21	PK2	34.3	-29.6	44.91	-	-	74	-29.09	192	255	V
6	* 4.913	28.56	MAv1	34.3	-29.5	33.36	54	-20.64	-	-	192	255	V

* - indicates frequency in CFR47 Pt 15 / IC RSS-Restricted Band
PK2 - KDB558074 Method: Maximum Peak
MAv1 - KDB558074 Option 1 Maximum RMS Average

UL VERIFICATION SERVICES INC.
47173 Benicia Street, Fremont, CA 94538; USA TEL:(510) 319-4000 FAX:(510) 661-0888
This report shall not be reproduced except in full, without the written approval of UL Verification Services Inc.

MID CHANNEL RESULTS

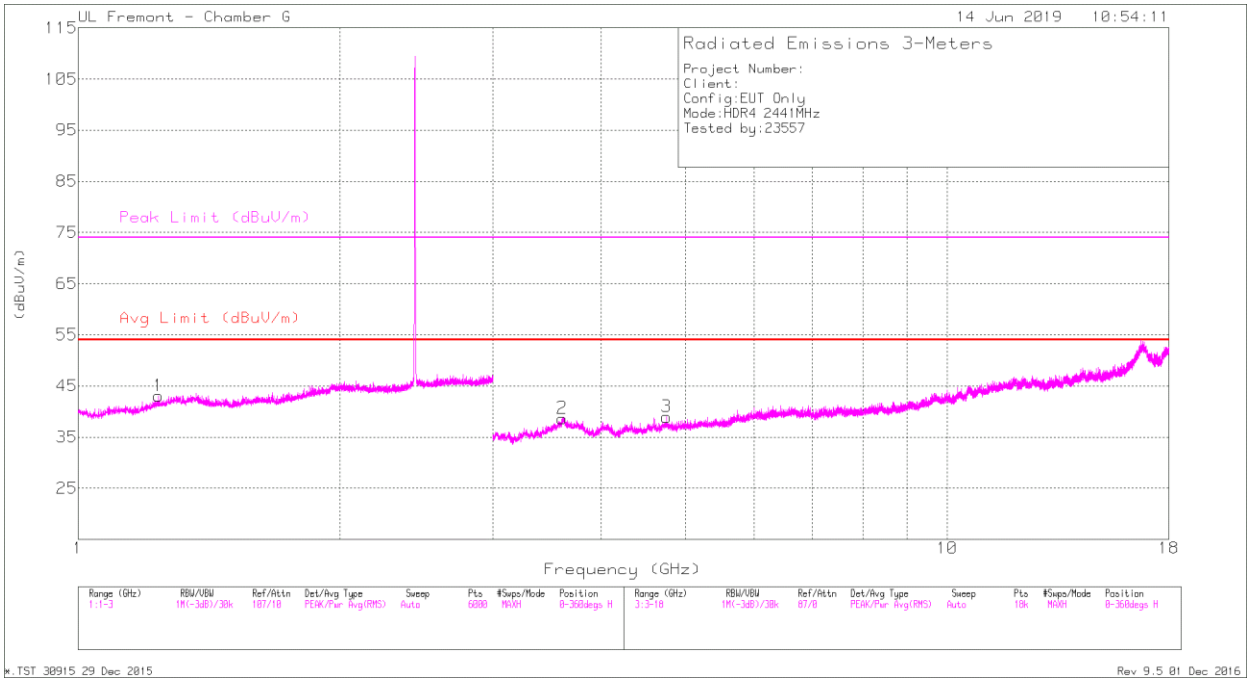

HORIZONTAL

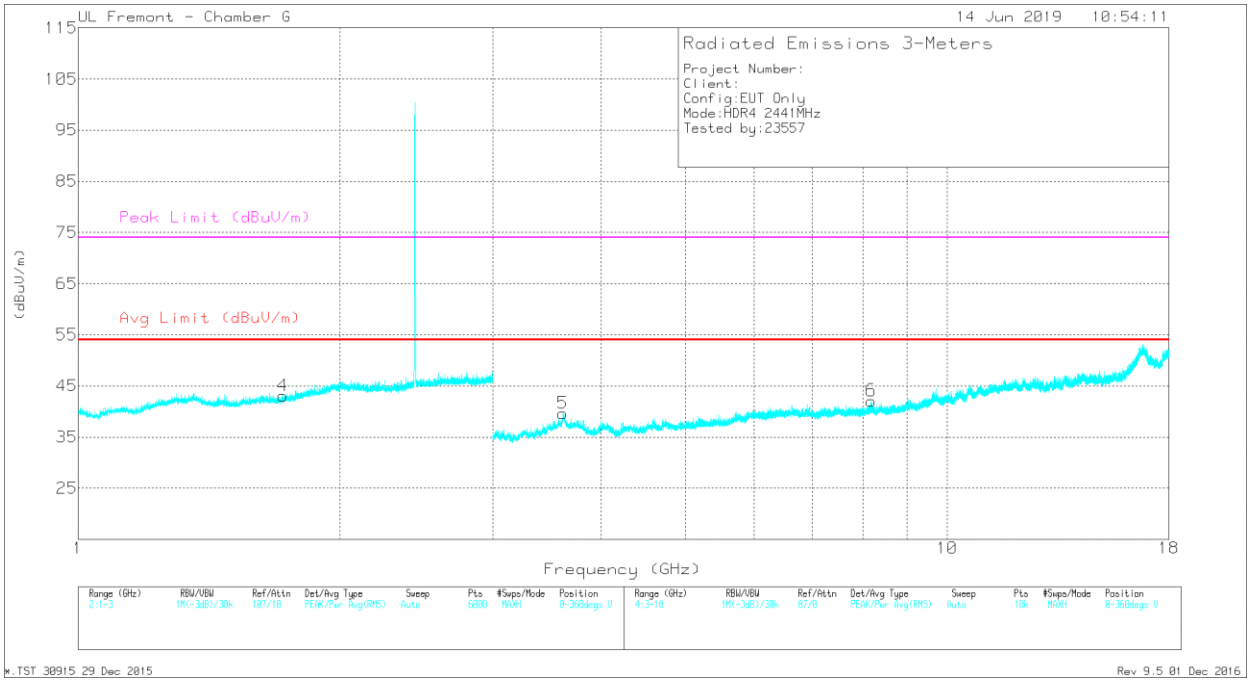

VERTICAL

UL VERIFICATION SERVICES INC.
47173 Benicia Street, Fremont, CA 94538; USA TEL:(510) 319-4000 FAX:(510) 661-0888

This report shall not be reproduced except in full, without the written approval of UL Verification Services Inc.

RADIATED EMISSIONS

Markers	Frequency (GHz)	Meter Reading (dBuV)	Det	AF T120 (dB/m)	Amp/Cbl/Fltr/ Pad (dB)	Corrected Reading (dBuV/m)	Avg Limit (dBuV/m)	Margin (dB)	Peak Limit (dBuV/m)	PK Margin (dB)	Azimuth (Degs)	Height (cm)	Polarity
	* 1.239	44.89	PK2	29.2	-23.7	50.39	-	-	74	-23.61	325	399	H
1	* 1.24	32.05	MAv1	29.1	-23.7	37.45	54	-16.55	-	-	325	399	H
	* 1.721	43.77	PK2	29	-22	50.77	-	-	74	-23.23	202	151	V
4	* 1.721	31.63	MAv1	29	-22	38.63	54	-15.37	-	-	202	151	V
	* 3.604	40.77	PK2	35	-30.4	45.37	-	-	74	-28.63	156	183	H
2	* 3.607	29.17	MAv1	35.1	-30.4	33.87	54	-20.13	-	-	156	183	H
	* 4.76	40.24	PK2	34.3	-29.5	45.04	-	-	74	-28.96	32	113	H
3	* 4.759	28.35	MAv1	34.3	-29.5	33.15	54	-20.85	-	-	32	113	H
	* 3.614	41.17	PK2	35.5	-30.2	46.47	-	-	74	-27.53	335	147	V
5	* 3.615	29.25	MAv1	35.5	-30.2	34.55	54	-19.45	-	-	335	147	V
	* 8.186	38.07	PK2	36.1	-26.5	47.67	-	-	74	-26.33	222	156	V
6	* 8.185	26.73	MAv1	36.1	-26.5	36.33	54	-17.67	-	-	222	156	V

* - indicates frequency in CFR47 Pt 15 / IC RSS-Restricted Band
PK2 - KDB558074 Method: Maximum Peak
MAv1 - KDB558074 Option 1 Maximum RMS Average

UL VERIFICATION SERVICES INC.
47173 Benicia Street, Fremont, CA 94538; USA TEL:(510) 319-4000 FAX:(510) 661-0888
This report shall not be reproduced except in full, without the written approval of UL Verification Services Inc.

HIGH CHANNEL RESULTS

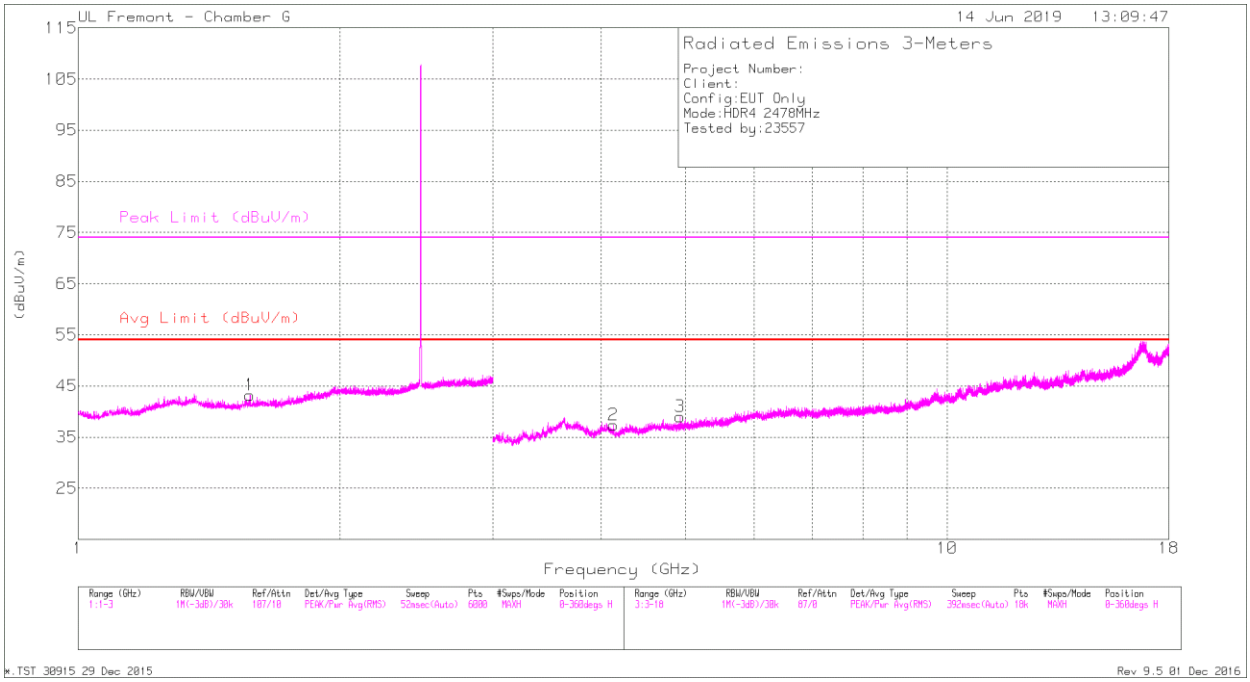

HORIZONTAL

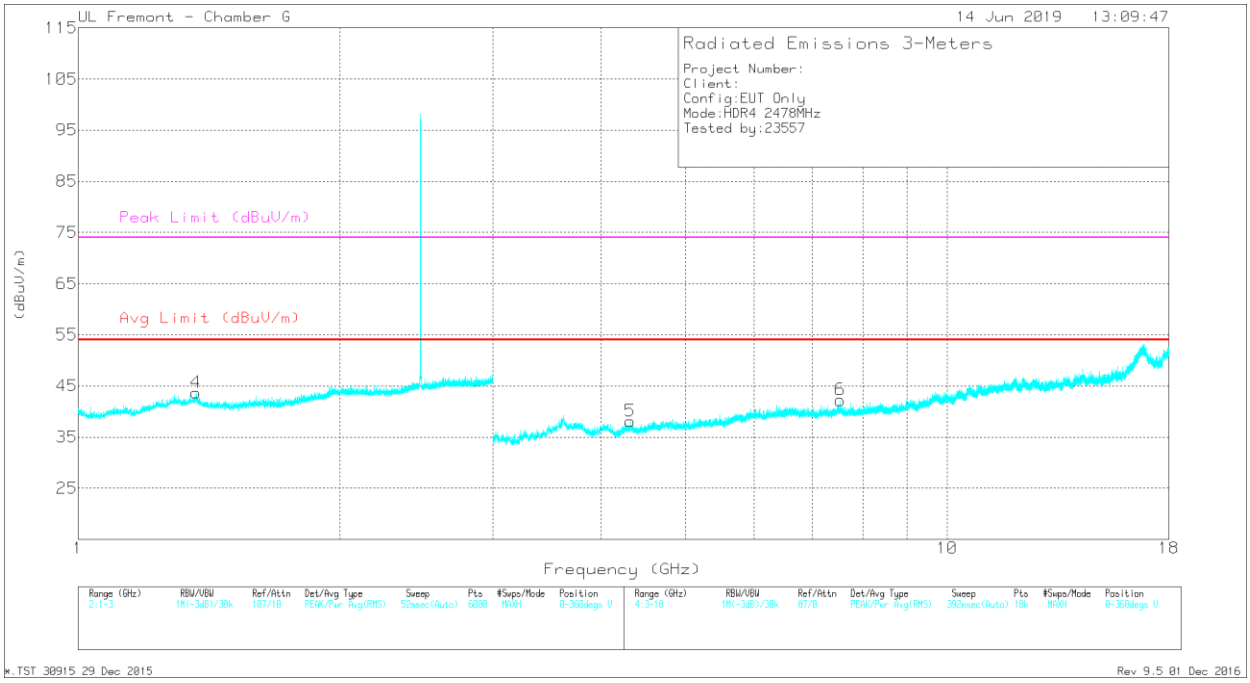

VERTICAL

UL VERIFICATION SERVICES INC.
47173 Benicia Street, Fremont, CA 94538; USA TEL:(510) 319-4000 FAX:(510) 661-0888

This report shall not be reproduced except in full, without the written approval of UL Verification Services Inc.

RADIATED EMISSIONS

Markers	Frequency (GHz)	Meter Reading (dBuV)	Det	AF T120 (dB/m)	Amp/Cbl/Fltr/ Pad (dB)	Corrected Reading (dBuV/m)	Avg Limit (dBuV/m)	Margin (dB)	Peak Limit (dBuV/m)	PK Margin (dB)	Azimuth (Degs)	Height (cm)	Polarity
	* 1.577	43.04	PK2	27.9	-21.4	49.54	-	-	74	-24.46	127	175	H
1	* 1.576	31.33	MAv1	27.9	-21.4	37.83	54	-16.17	-	-	127	175	H
	* 1.367	43.73	PK2	30	-23.2	50.53	-	-	74	-23.47	282	304	V
4	* 1.368	31.46	MAv1	30	-23.2	38.26	54	-15.74	-	-	282	304	V
	* 4.129	40.93	PK2	33.6	-30.3	44.23	-	-	74	-29.77	322	249	H
2	* 4.13	29.19	MAv1	33.6	-30.3	32.49	54	-21.51	-	-	322	249	H
	* 4.926	40.48	PK2	34.2	-29.6	45.08	-	-	74	-28.92	241	277	H
3	* 4.926	28.58	MAv1	34.2	-29.6	33.18	54	-20.82	-	-	241	277	H
	* 4.321	40.55	PK2	33.7	-29.1	45.15	-	-	74	-28.85	163	276	V
5	* 4.322	28.88	MAv1	33.7	-29.1	33.48	54	-20.52	-	-	163	276	V
	* 7.535	39.04	PK2	36	-27	48.04	-	-	74	-25.96	340	378	V
6	* 7.535	27.06	MAv1	36	-27	36.06	54	-17.94	-	-	340	378	V

* - indicates frequency in CFR47 Pt 15 / IC RSS-Restricted Band
PK2 - KDB558074 Method: Maximum Peak
MAv1 - KDB558074 Option 1 Maximum RMS Average

UL VERIFICATION SERVICES INC.
47173 Benicia Street, Fremont, CA 94538; USA TEL:(510) 319-4000 FAX:(510) 661-0888
This report shall not be reproduced except in full, without the written approval of UL Verification Services Inc.

9.2.6. BEAMFORMING HIGH POWER HDR (HDR8)

BANDEDGE (LOW CHANNEL)

HORIZONTAL RESULT

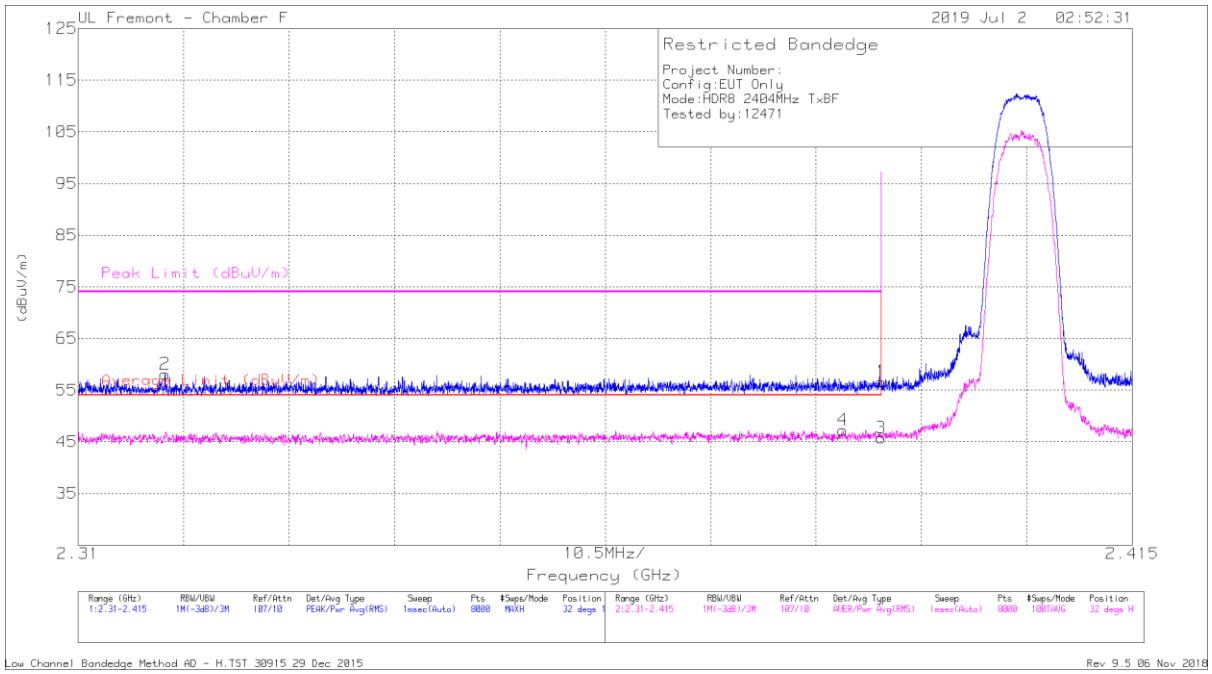

Marker	Frequency (GHz)	Meter Reading (dBuV)	Det	AF T345 (dB/m)	Amp/Cbl/Fltr /Pad (dB)	Corrected Reading (dBuV/m)	Average Limit (dBuV/m)	Margin (dB)	Peak Limit (dBuV/m)	PK Margin (dB)	Azimuth (Degs)	Height (cm)	Polarity
1	* 2.39	39.13	Pk	32	-14.5	56.63	-	-	74	-17.37	32	150	H
2	* 2.319	41	Pk	31.7	-14.6	58.1	-	-	74	-15.9	32	150	H
3	* 2.39	28.27	RMS	32	-14.5	45.77	54	-8.23	-	-	32	150	H
4	* 2.386	29.88	RMS	31.9	-14.5	47.28	54	-6.72	-	-	32	150	H

* - indicates frequency in CFR47 Pt 15 / IC RSS-Restricted Band
Pk - Peak detector
RMS - RMS detection

UL VERIFICATION SERVICES INC.
47173 Benicia Street, Fremont, CA 94538; USA TEL:(510) 319-4000 FAX:(510) 661-0888
This report shall not be reproduced except in full, without the written approval of UL Verification Services Inc.

VERTICAL RESULT

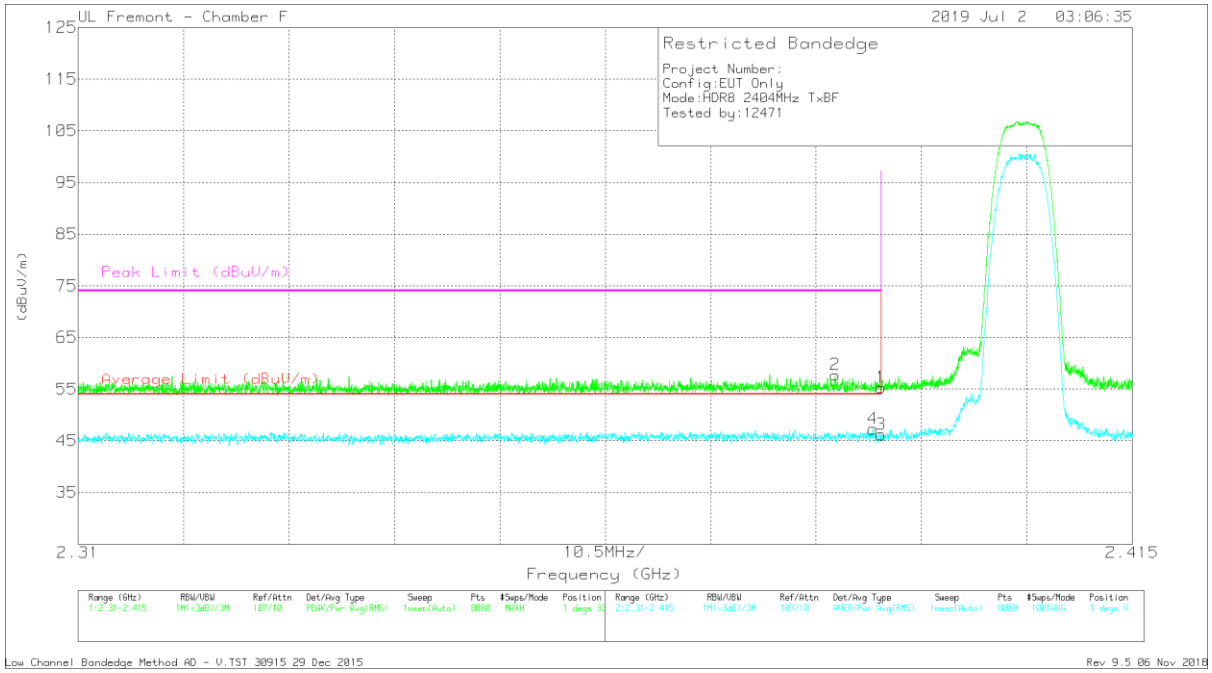

Marker	Frequency (GHz)	Meter Reading (dBuV)	Det	AF T345 (dB/m)	Amp/Cbl/Fltr /Pad (dB)	Corrected Reading (dBuV/m)	Average Limit (dBuV/m)	Margin (dB)	Peak Limit (dBuV/m)	PK Margin (dB)	Azimuth (Degs)	Height (cm)	Polarity
1	* 2.39	37.81	Pk	32	-14.5	55.31	-	-	74	-18.69	1	337	V
2	* 2.385	40.35	Pk	31.9	-14.5	57.75	-	-	74	-16.25	1	337	V
3	* 2.39	28.72	RMS	32	-14.5	46.22	54	-7.78	-	-	1	337	V
4	* 2.389	29.81	RMS	32	-14.5	47.31	54	-6.69	-	-	1	337	V

* - indicates frequency in CFR47 Pt 15 / IC RSS-Restricted Band
Pk - Peak detector
RMS - RMS detection

UL VERIFICATION SERVICES INC.
47173 Benicia Street, Fremont, CA 94538; USA TEL:(510) 319-4000 FAX:(510) 661-0888
This report shall not be reproduced except in full, without the written approval of UL Verification Services Inc.

BANDEDGE (HIGH CHANNEL)

HORIZONTAL RESULT

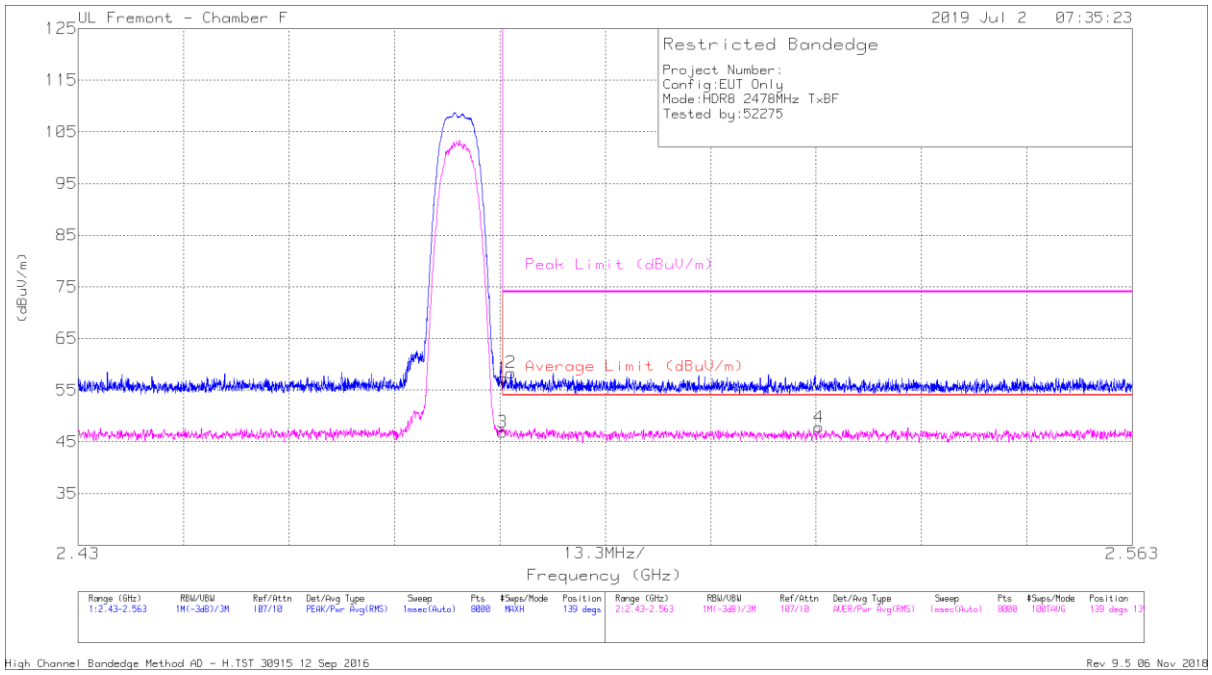

Marker	Frequency (GHz)	Meter Reading (dBuV)	Det	AF T345 (dB/m)	Amp/Cbl/Fltr /Pad (dB)	Corrected Reading (dBuV/m)	Average Limit (dBuV/m)	Margin (dB)	Peak Limit (dBuV/m)	PK Margin (dB)	Azimuth (Degs)	Height (cm)	Polarity
1	* 2.484	39.63	Pk	32.4	-14.7	57.33	-	-	74	-16.67	139	139	H
2	* 2.485	40.56	Pk	32.4	-14.6	58.36	-	-	74	-15.64	139	139	H
3	* 2.484	29.17	RMS	32.4	-14.7	46.87	54	-7.13	-	-	139	139	H
4	2.523	30.03	RMS	32.3	-14.5	47.83	54	-6.17	-	-	139	139	H

* - indicates frequency in CFR47 Pt 15 / IC RSS-Restricted Band
Pk - Peak detector
RMS - RMS detection

UL VERIFICATION SERVICES INC.
47173 Benicia Street, Fremont, CA 94538; USA TEL:(510) 319-4000 FAX:(510) 661-0888
This report shall not be reproduced except in full, without the written approval of UL Verification Services Inc.

VERTICAL RESULT

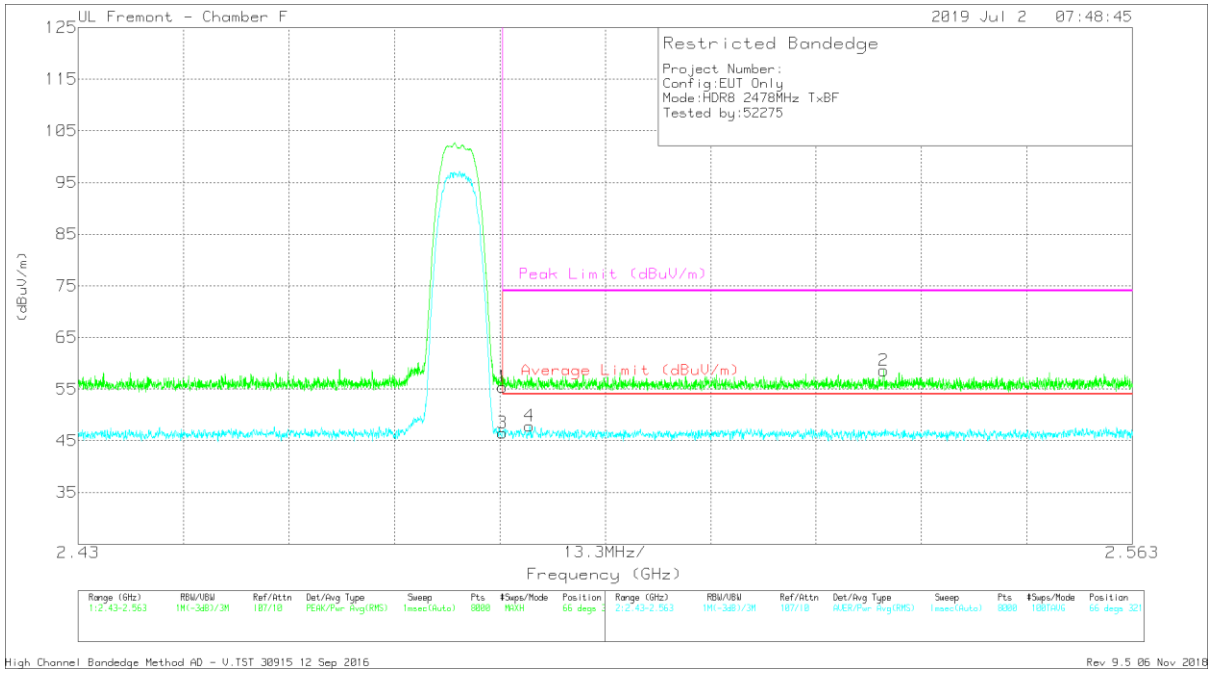

Marker	Frequency (GHz)	Meter Reading (dBuV)	Det	AF T345 (dB/m)	Amp/Cbl/Fltr /Pad (dB)	Corrected Reading (dBuV/m)	Average Limit (dBuV/m)	Margin (dB)	Peak Limit (dBuV/m)	PK Margin (dB)	Azimuth (Degs)	Height (cm)	Polarity
1	* 2.484	37.75	Pk	32.4	-14.7	55.45	-	-	74	-18.55	66	321	V
2	2.532	40.93	Pk	32.4	-14.7	58.63	-	-	74	-15.37	66	321	V
3	* 2.484	28.83	RMS	32.4	-14.7	46.53	54	-7.47	-	-	66	321	V
4	* 2.487	30.19	RMS	32.3	-14.6	47.89	54	-6.11	-	-	66	321	V

* - indicates frequency in CFR47 Pt 15 / IC RSS-Restricted Band
Pk - Peak detector
RMS - RMS detection

UL VERIFICATION SERVICES INC.
47173 Benicia Street, Fremont, CA 94538; USA TEL:(510) 319-4000 FAX:(510) 661-0888
This report shall not be reproduced except in full, without the written approval of UL Verification Services Inc.

HARMONICS AND SPURIOUS EMISSIONS

LOW CHANNEL RESULTS

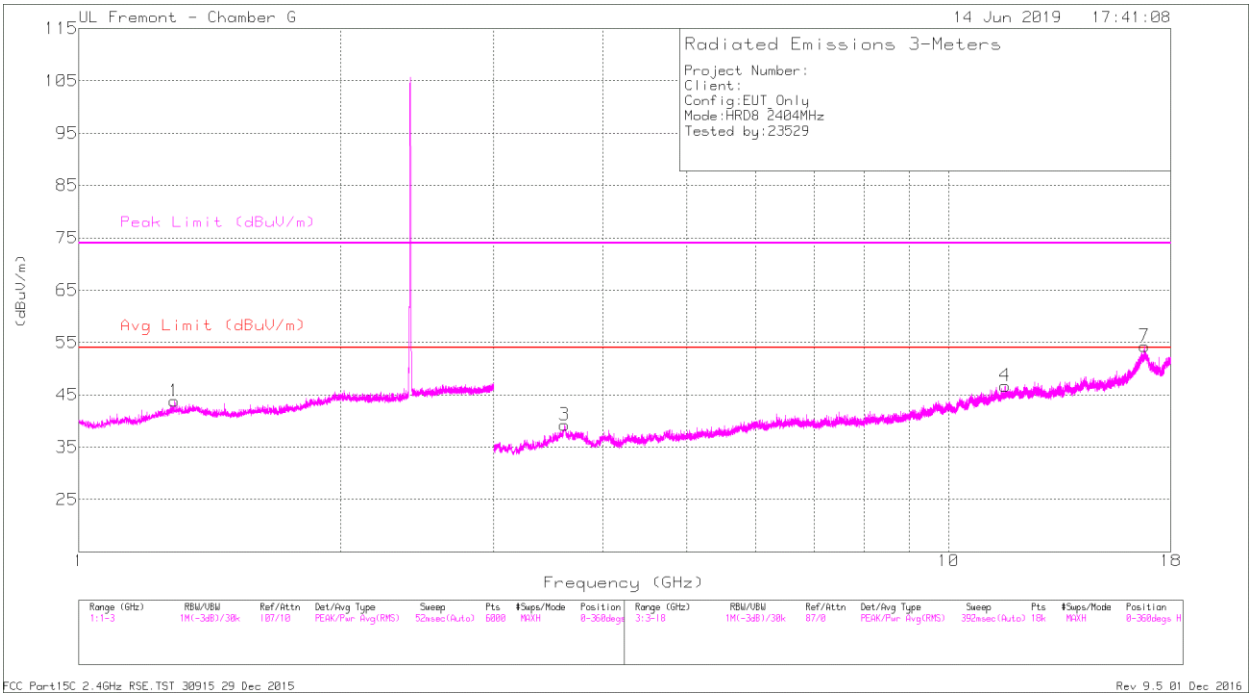

HORIZONTAL

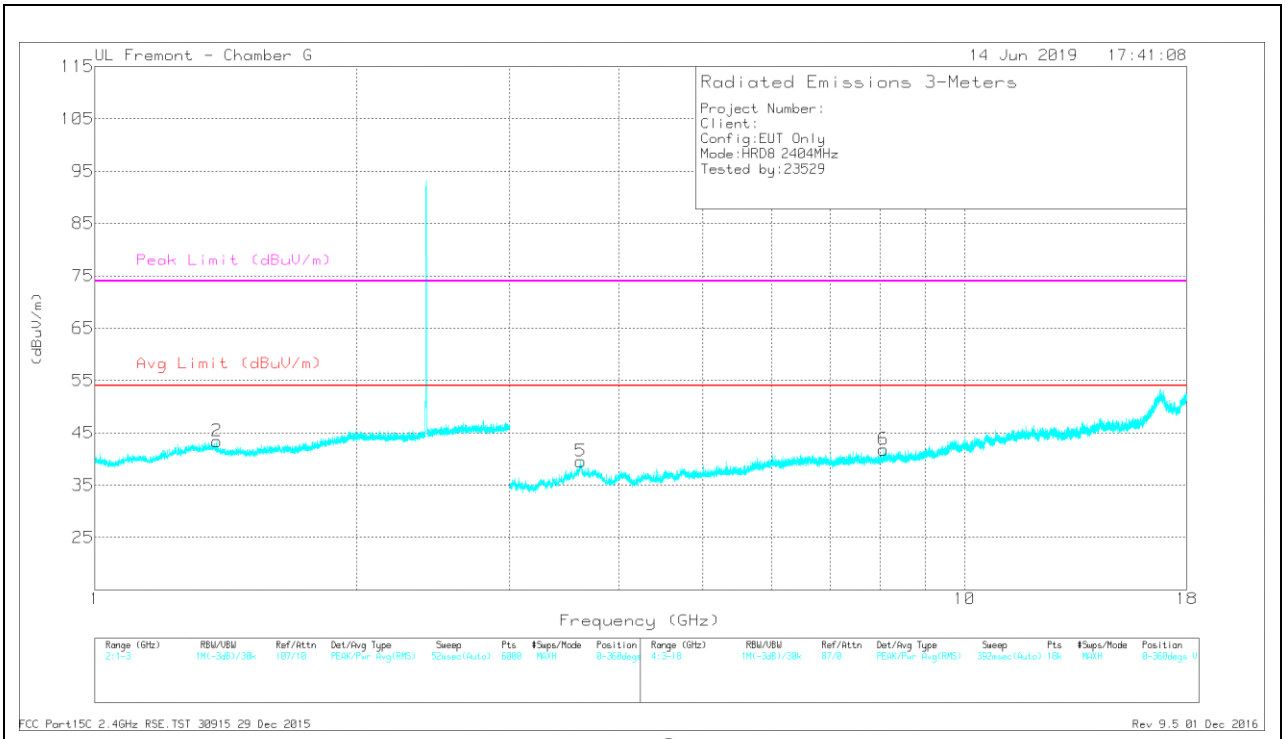

VERTICAL

UL VERIFICATION SERVICES INC.
47173 Benicia Street, Fremont, CA 94538; USA TEL:(510) 319-4000 FAX:(510) 661-0888

This report shall not be reproduced except in full, without the written approval of UL Verification Services Inc.