RADIATED EMISSIONS

Marker	Frequency (GHz)	Meter Reading (dBuV)	Det	AF T120 (dB/m)	Amp/Cbl/Fltr/Pad (dB)	Corrected Reading (dBuV/m)	Avg Limit (dBuV/m)	Margin (dB)	Peak Limit (dBuV/m)	PK Margin (dB)	Azimuth (Degs)	Height (cm)	Polarity
1	* 1.288	44.13	PK2	29.8	-23.5	50.43	-	-	74	-23.57	10	224	H
	* 1.29	32.22	MAv1	29.9	-23.5	38.62	54	-15.38	-	-	10	224	H
2	* 1.381	43.32	PK2	29.6	-23.1	49.82	-	-	74	-24.18	109	176	V
	* 1.382	31.95	MAv1	29.5	-23.1	38.35	54	-15.65	-	-	109	176	V
3	* 3.615	40.97	PK2	35.5	-30.1	46.37	-	-	74	-27.63	133	187	H
	* 3.614	29.49	MAv1	35.4	-30.2	34.69	54	-19.31	-	-	133	187	H
4	* 11.61	35.99	PK2	39.1	-22.7	52.39	-	-	74	-21.61	269	148	H
	* 11.61	25.42	MAv1	39.1	-22.8	41.72	54	-12.28	-	-	269	148	H
5	* 3.621	41.04	PK2	35.7	-30	46.74	-	-	74	-27.26	246	160	V
	* 3.618	30.39	MAv1	35.7	-30.1	35.99	54	-18.01	-	-	246	160	V
6	* 8.069	39.04	PK2	36.1	-26.9	48.24	-	-	74	-25.76	302	213	V
	* 8.069	27.76	MAv1	36.1	-26.9	36.96	54	-17.04	-	-	302	213	V
7	16.803	36.07	PK2	41.7	-17.6	60.17	-	-	-	-	134	155	H

* - indicates frequency in CFR47 Pt 15 / IC RSS-Restricted Band
PK2 - KDB558074 Method: Maximum Peak
MAv1 - KDB558074 Option 1 Maximum RMS Average

UL VERIFICATION SERVICES INC.
47173 Benicia Street, Fremont, CA 94538; USA TEL:(510) 319-4000 FAX:(510) 661-0888
This report shall not be reproduced except in full, without the written approval of UL Verification Services Inc.

MID CHANNEL RESULTS

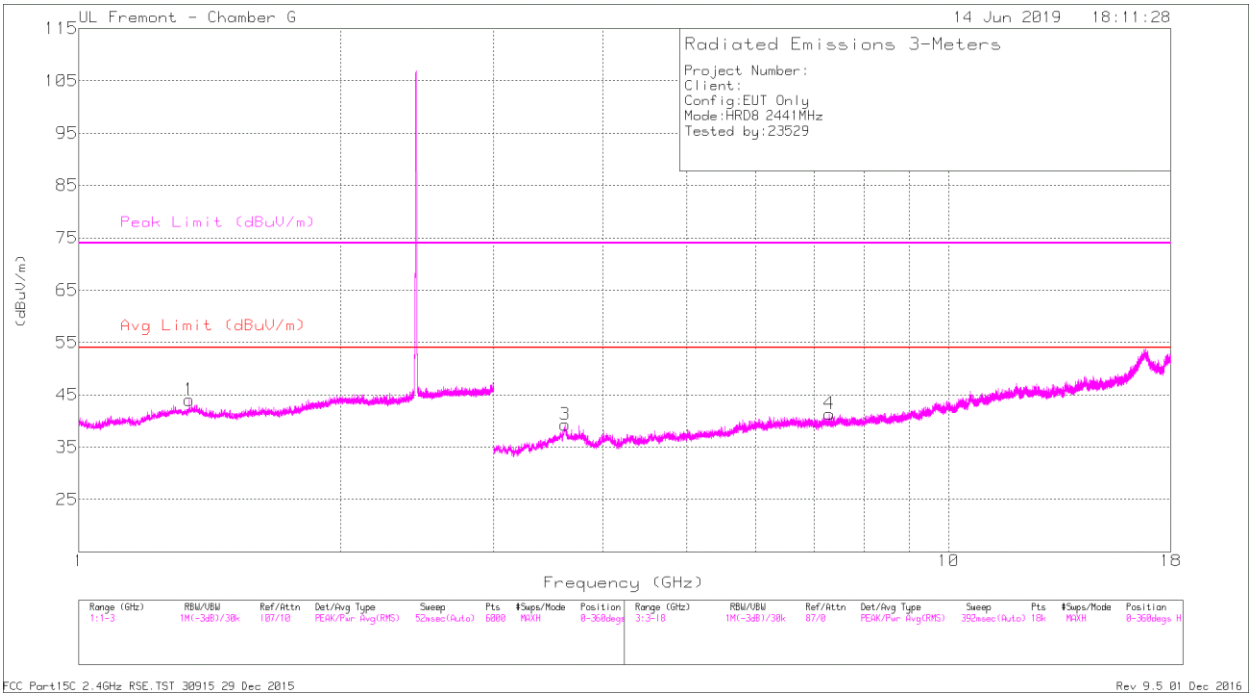

HORIZONTAL

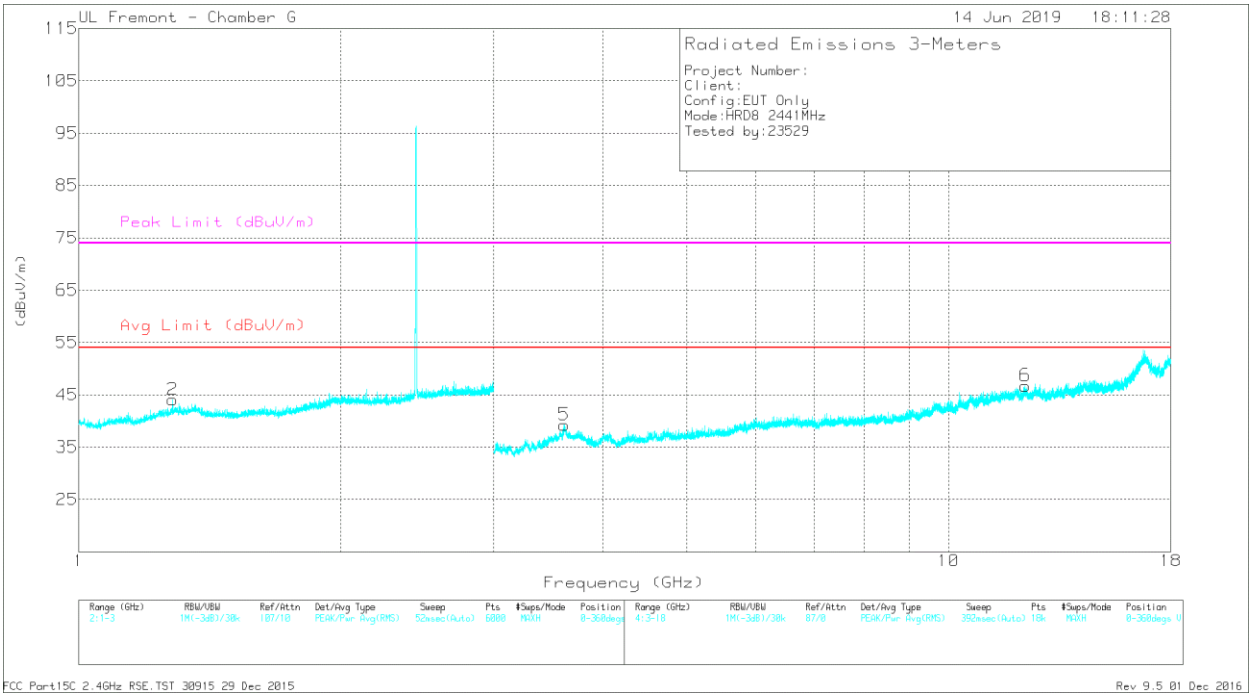

VERTICAL

UL VERIFICATION SERVICES INC.
47173 Benicia Street, Fremont, CA 94538; USA TEL:(510) 319-4000 FAX:(510) 661-0888

This report shall not be reproduced except in full, without the written approval of UL Verification Services Inc.

RADIATED EMISSIONS

Marker	Frequency (GHz)	Meter Reading (dBuV)	Det	AF T120 (dB/m)	Amp/Cbl/Fltr/Pad (dB)	Corrected Reading (dBuV/m)	Avg Limit (dBuV/m)	Margin (dB)	Peak Limit (dBuV/m)	PK Margin (dB)	Azimuth (Degs)	Height (cm)	Polarity
1	* 1.337	43.37	PK2	29.8	-23.3	49.87	-	-	74	-24.13	19	168	H
	* 1.339	32.08	MAv1	29.9	-23.3	38.68	54	-15.32	-	-	19	168	H
2	* 1.28	43.89	PK2	29.8	-23.6	50.09	-	-	74	-23.91	211	188	V
	* 1.281	32.07	MAv1	29.7	-23.6	38.17	54	-15.83	-	-	211	188	V
3	* 3.621	40.98	PK2	35.7	-30	46.68	-	-	74	-27.32	179	222	H
	* 3.621	29.81	MAv1	35.7	-30	35.51	54	-18.49	-	-	179	222	H
4	* 7.293	39.26	PK2	35.8	-27.4	47.66	-	-	74	-26.34	64	219	H
	* 7.292	27.99	MAv1	35.8	-27.4	36.39	54	-17.61	-	-	64	219	H
5	* 3.614	41.36	PK2	35.4	-30.2	46.56	-	-	74	-27.44	91	138	V
	* 3.615	29.83	MAv1	35.6	-30.1	35.33	54	-18.67	-	-	91	138	V
6	* 12.247	36.48	PK2	39.5	-22.4	53.58	-	-	74	-20.42	174	188	V
	* 12.248	25.26	MAv1	39.5	-22.4	42.36	54	-11.64	-	-	174	188	V

* - indicates frequency in CFR47 Pt 15 / IC RSS-Restricted Band
PK2 - KDB558074 Method: Maximum Peak
MAv1 - KDB558074 Option 1 Maximum RMS Average

UL VERIFICATION SERVICES INC.
47173 Benicia Street, Fremont, CA 94538; USA TEL:(510) 319-4000 FAX:(510) 661-0888
This report shall not be reproduced except in full, without the written approval of UL Verification Services Inc.

HIGH CHANNEL RESULTS

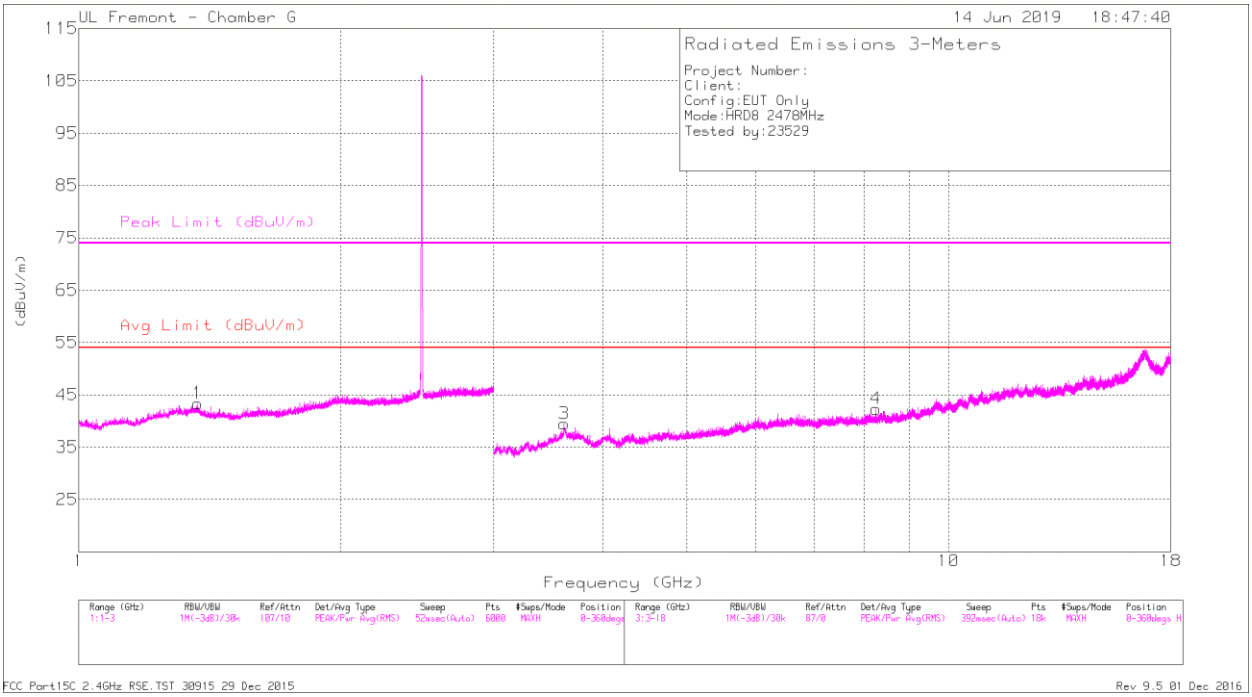

HORIZONTAL

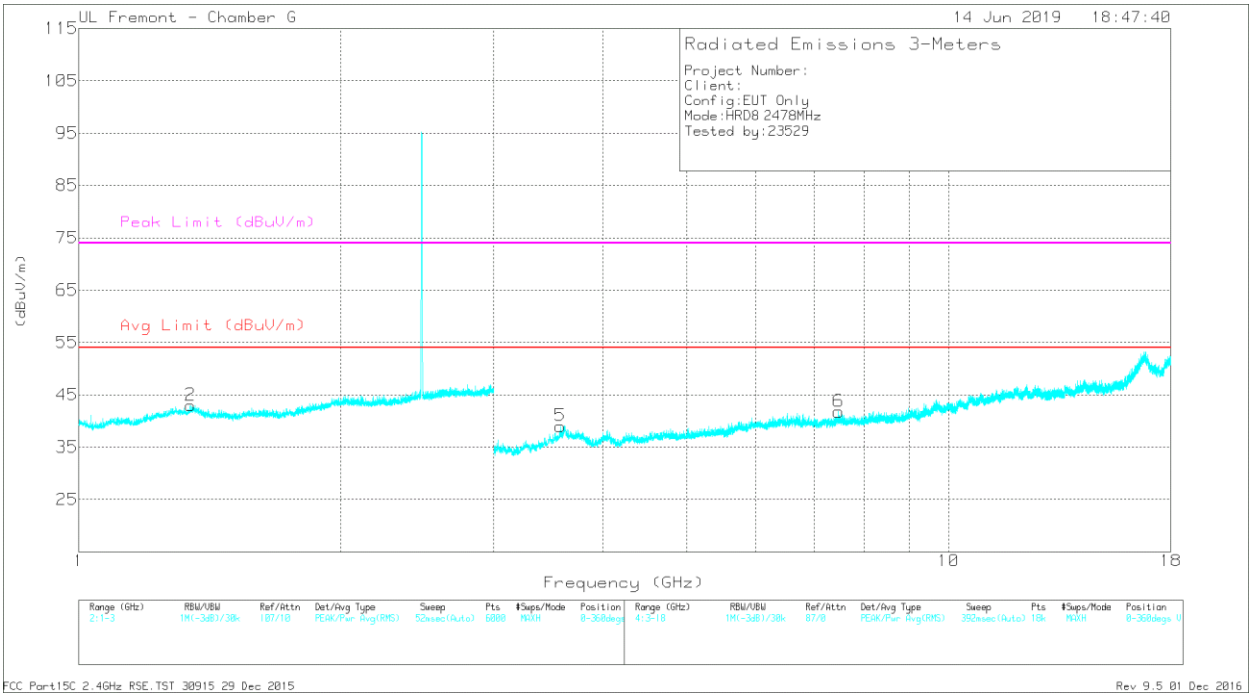

VERTICAL

UL VERIFICATION SERVICES INC.
47173 Benicia Street, Fremont, CA 94538; USA TEL:(510) 319-4000 FAX:(510) 661-0888

This report shall not be reproduced except in full, without the written approval of UL Verification Services Inc.

RADIATED EMISSIONS

Marker	Frequency (GHz)	Meter Reading (dBuV)	Det	AF T120 (dB/m)	Amp/Cbl/Fltr/Pad (dB)	Corrected Reading (dBuV/m)	Avg Limit (dBuV/m)	Margin (dB)	Peak Limit (dBuV/m)	PK Margin (dB)	Azimuth (Degs)	Height (cm)	Polarity
1	* 1.37	42.83	PK2	30	-23.2	49.63	-	-	74	-24.37	326	125	H
	* 1.372	31.61	MAv1	29.9	-23.2	38.31	54	-15.69	-	-	326	125	H
2	* 1.342	43.83	PK2	29.8	-23.3	50.33	-	-	74	-23.67	135	220	V
	* 1.344	32.16	MAv1	29.8	-23.3	38.66	54	-15.34	-	-	135	220	V
3	* 3.613	40.74	PK2	35.4	-30.2	45.94	-	-	74	-28.06	148	187	H
	* 3.612	29.41	MAv1	35.3	-30.2	34.51	54	-19.49	-	-	148	187	H
4	* 8.248	39.09	PK2	36.1	-26.9	48.29	-	-	74	-25.71	264	209	H
	* 8.25	27.73	MAv1	36.2	-26.9	37.03	54	-16.97	-	-	264	209	H
6	* 7.471	39.08	PK2	36	-27.4	47.68	-	-	74	-26.32	66	174	V
	* 7.473	28.08	MAv1	36	-27.3	36.78	54	-17.22	-	-	66	174	V
5	* 3.578	42.17	PK2	35.2	-30.6	46.77	-	-	74	-27.23	82	171	V
	* 3.578	30.16	MAv1	35.2	-30.6	34.76	54	-19.24	-	-	82	171	V

* - indicates frequency in CFR47 Pt 15 / IC RSS-Restricted Band
PK2 - KDB558074 Method: Maximum Peak
MAv1 - KDB558074 Option 1 Maximum RMS Average

UL VERIFICATION SERVICES INC.
47173 Benicia Street, Fremont, CA 94538; USA TEL:(510) 319-4000 FAX:(510) 661-0888
This report shall not be reproduced except in full, without the written approval of UL Verification Services Inc.

9.2.7. BEAMFORMING LOW POWER HDR (HDR4)

BANDEDGE (LOW CHANNEL)

HORIZONTAL RESULT

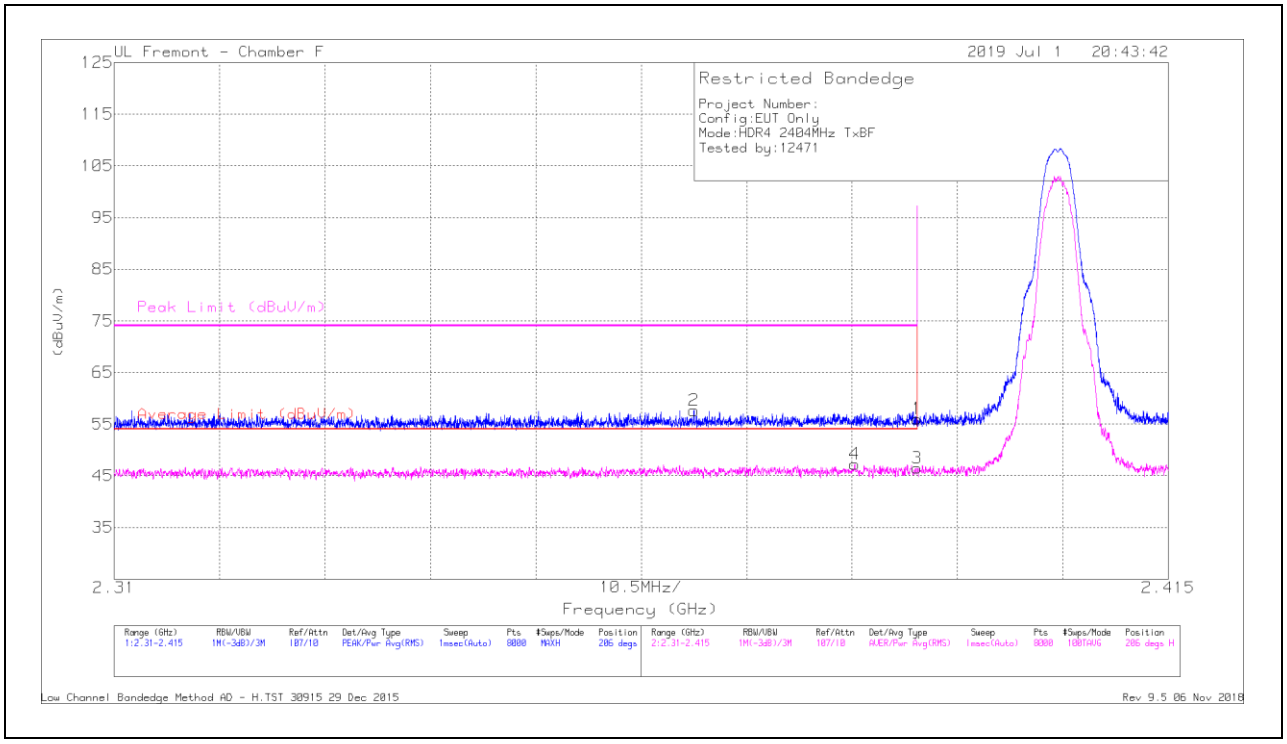

Marker	Frequency (GHz)	Meter Reading (dBuV)	Det	AF T345 (dB/m)	Amp/Cbl/Fltr /Pad (dB)	Corrected Reading (dBuV/m)	Average Limit (dBuV/m)	Margin (dB)	Peak Limit (dBuV/m)	PK Margin (dB)	Azimuth (Degs)	Height (cm)	Polarity
1	* 2.39	38.51	Pk	32	-14.5	56.01	-	-	74	-17.99	206	108	H
2	* 2.368	40.25	Pk	31.8	-14.4	57.65	-	-	74	-16.35	206	108	H
3	* 2.39	29	RMS	32	-14.5	46.5	54	-7.5	-	-	206	108	H
4	* 2.384	29.86	RMS	31.9	-14.5	47.26	54	-6.74	-	-	206	108	H

* - indicates frequency in CFR47 Pt 15 / IC RSS-Restricted Band
Pk - Peak detector
RMS - RMS detection

UL VERIFICATION SERVICES INC.
47173 Benicia Street, Fremont, CA 94538; USA TEL:(510) 319-4000 FAX:(510) 661-0888
This report shall not be reproduced except in full, without the written approval of UL Verification Services Inc.

VERTICAL RESULT

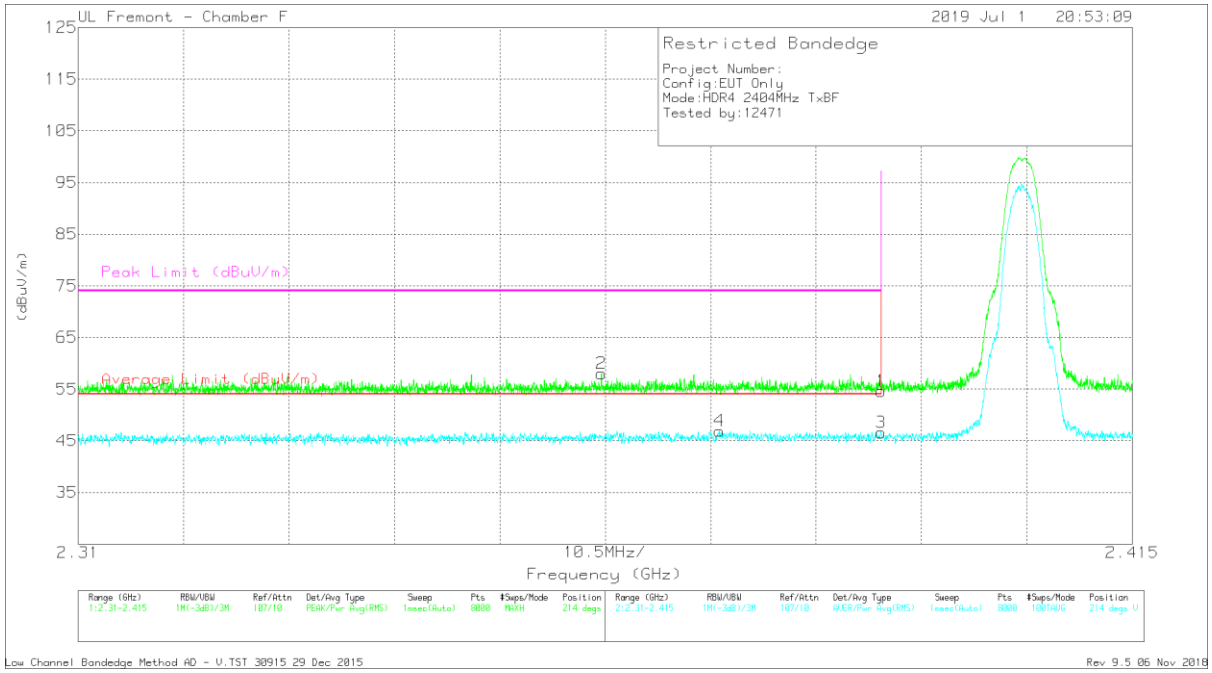

Marker	Frequency (GHz)	Meter Reading (dBuV)	Det	AF T345 (dB/m)	Amp/Cbl/Fltr /Pad (dB)	Corrected Reading (dBuV/m)	Average Limit (dBuV/m)	Margin (dB)	Peak Limit (dBuV/m)	PK Margin (dB)	Azimuth (Degs)	Height (cm)	Polarity
1	* 2.39	37.11	Pk	32	-14.5	54.61	-	-	74	-19.39	214	398	V
2	* 2.362	40.61	Pk	31.8	-14.4	58.01	-	-	74	-15.99	214	398	V
3	* 2.39	29.08	RMS	32	-14.5	46.58	54	-7.42	-	-	214	398	V
4	* 2.374	29.41	RMS	31.9	-14.4	46.91	54	-7.09	-	-	214	398	V

* - indicates frequency in CFR47 Pt 15 / IC RSS-Restricted Band
Pk - Peak detector
RMS - RMS detection

UL VERIFICATION SERVICES INC.
47173 Benicia Street, Fremont, CA 94538; USA TEL:(510) 319-4000 FAX:(510) 661-0888
This report shall not be reproduced except in full, without the written approval of UL Verification Services Inc.

BANDEDGE (HIGH CHANNEL)

HORIZONTAL RESULT

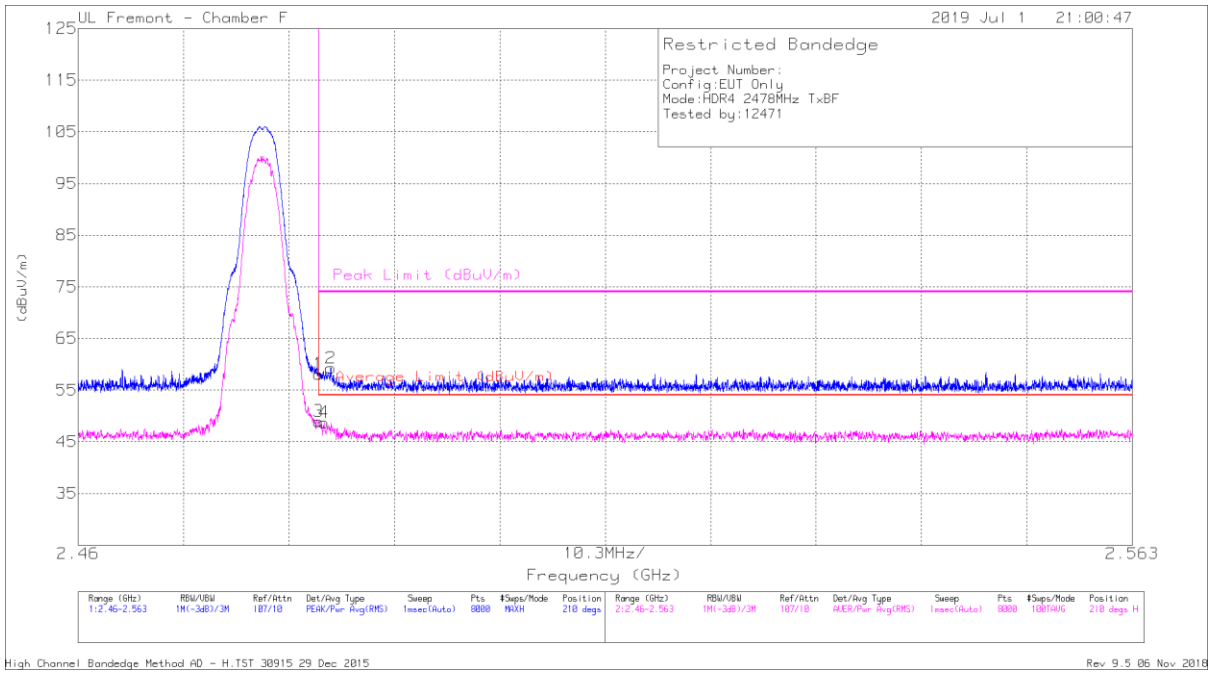

Marker	Frequency (GHz)	Meter Reading (dBuV)	Det	AF T345 (dB/m)	Amp/Cbl/Fltr /Pad (dB)	Corrected Reading (dBuV/m)	Average Limit (dBuV/m)	Margin (dB)	Peak Limit (dBuV/m)	PK Margin (dB)	Azimuth (Degs)	Height (cm)	Polarity
1	* 2.484	40.38	Pk	32.4	-14.7	58.08	-	-	74	-15.92	210	103	H
2	* 2.485	41.46	Pk	32.4	-14.6	59.26	-	-	74	-14.74	210	103	H
3	* 2.484	31.25	RMS	32.4	-14.7	48.95	54	-5.05	-	-	210	103	H
4	* 2.484	31	RMS	32.4	-14.7	48.7	54	-5.3	-	-	210	103	H

* - indicates frequency in CFR47 Pt 15 / IC RSS-Restricted Band
Pk - Peak detector
RMS - RMS detection

UL VERIFICATION SERVICES INC.
47173 Benicia Street, Fremont, CA 94538; USA TEL:(510) 319-4000 FAX:(510) 661-0888
This report shall not be reproduced except in full, without the written approval of UL Verification Services Inc.

VERTICAL RESULT

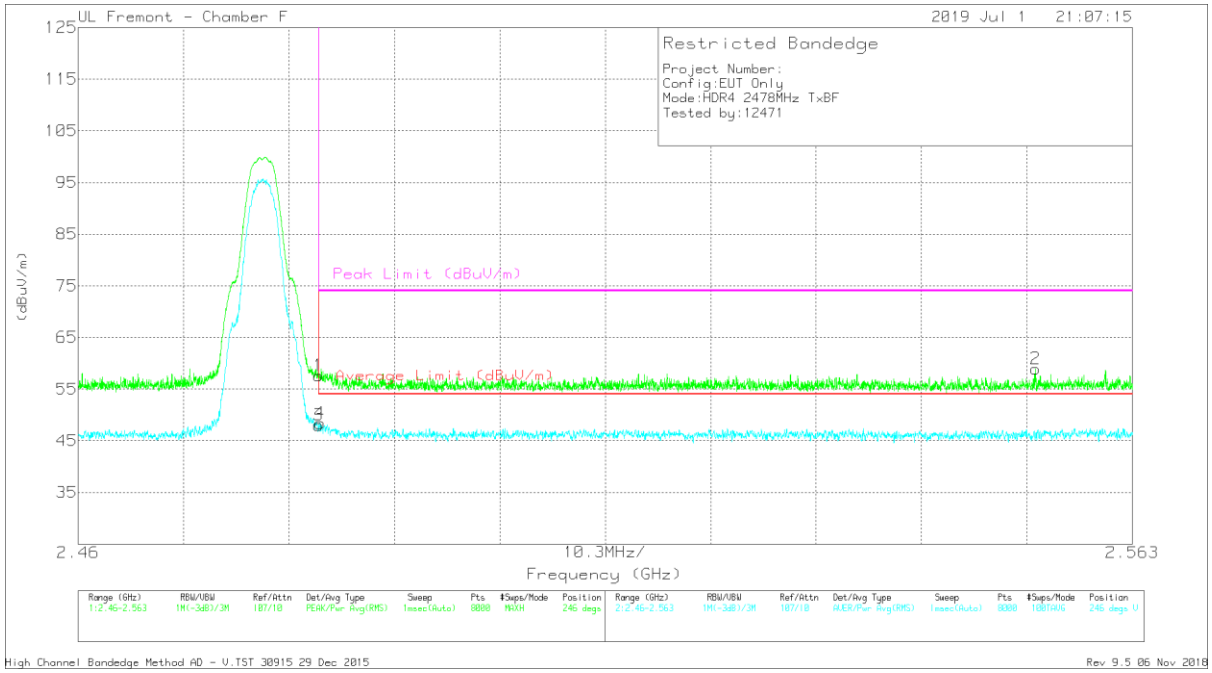

Marker	Frequency (GHz)	Meter Reading (dBuV)	Det	AF T345 (dB/m)	Amp/Cbl/Fltr /Pad (dB)	Corrected Reading (dBuV/m)	Average Limit (dBuV/m)	Margin (dB)	Peak Limit (dBuV/m)	PK Margin (dB)	Azimuth (Degs)	Height (cm)	Polarity
1	* 2.484	39.9	Pk	32.4	-14.7	57.6	-	-	74	-16.4	246	367	V
2	2.554	41.14	Pk	32.3	-14.5	58.94	-	-	74	-15.06	246	367	V
3	* 2.484	30.34	RMS	32.4	-14.7	48.04	54	-5.96	-	-	246	367	V
4	* 2.484	30.71	RMS	32.4	-14.7	48.41	54	-5.59	-	-	246	367	V

* - indicates frequency in CFR47 Pt 15 / IC RSS-Restricted Band
Pk - Peak detector
RMS - RMS detection

UL VERIFICATION SERVICES INC.
47173 Benicia Street, Fremont, CA 94538; USA TEL:(510) 319-4000 FAX:(510) 661-0888
This report shall not be reproduced except in full, without the written approval of UL Verification Services Inc.

HARMONICS AND SPURIOUS EMISSIONS

LOW CHANNEL RESULTS

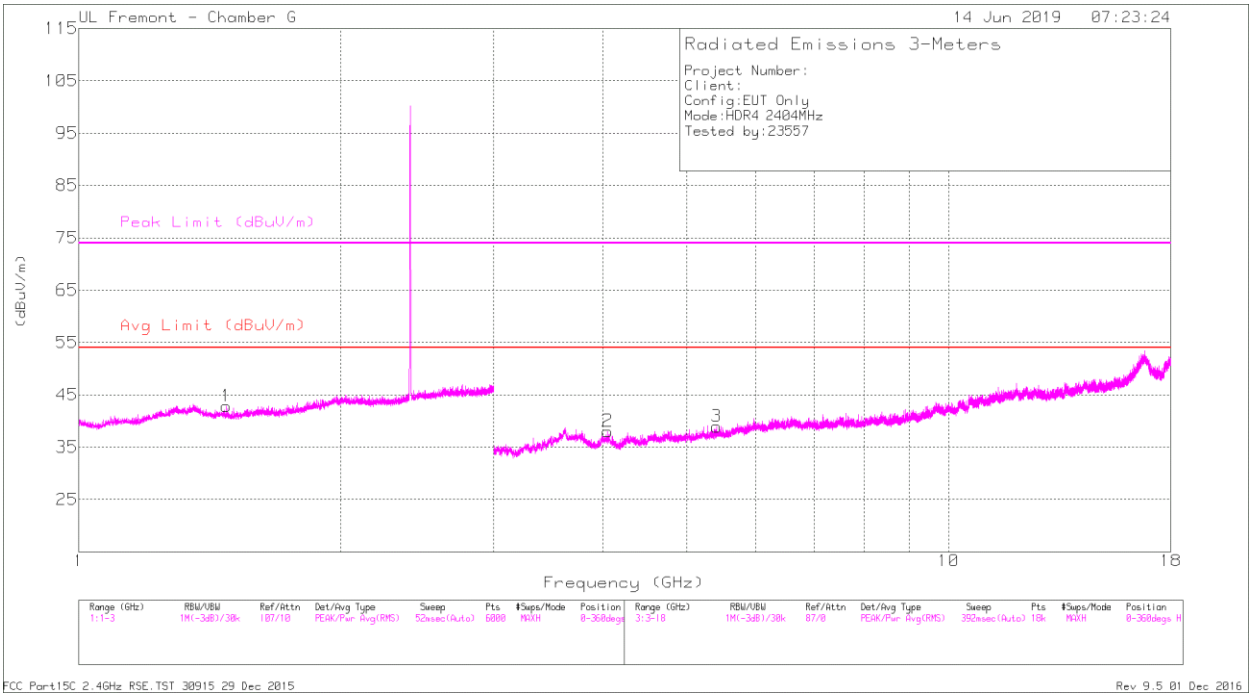

HORIZONTAL

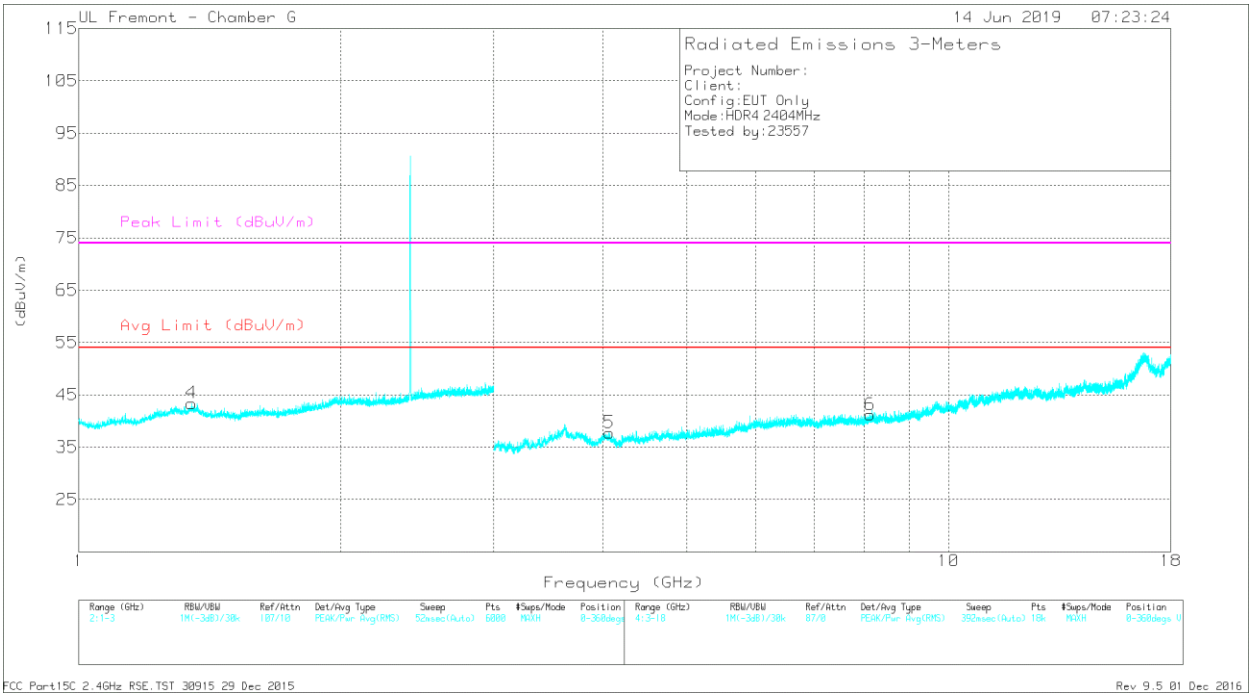

VERTICAL

UL VERIFICATION SERVICES INC.
47173 Benicia Street, Fremont, CA 94538; USA TEL:(510) 319-4000 FAX:(510) 661-0888
This report shall not be reproduced except in full, without the written approval of UL Verification Services Inc.

RADIATED EMISSIONS

Markers	Frequency (GHz)	Meter Reading (dBuV)	Det	AF T120 (dB/m)	Amp/Cbl/Fltr/ Pad (dB)	Corrected Reading (dBuV/m)	Avg Limit (dBuV/m)	Margin (dB)	Peak Limit (dBuV/m)	PK Margin (dB)	Azimuth (Degs)	Height (cm)	Polarity
	* 1.476	43.85	PK2	28.4	-22.3	49.95	-	-	74	-24.05	80	229	H
1	* 1.479	31.63	MAv1	28.3	-22.3	37.63	54	-16.37	-	-	80	229	H
	* 1.347	43.93	PK2	29.8	-23.3	50.43	-	-	74	-23.57	291	117	V
4	* 1.347	31.4	MAv1	29.8	-23.3	37.9	54	-16.1	-	-	291	117	V
	* 4.057	40.52	PK2	33.7	-29.3	44.92	-	-	74	-29.08	151	391	H
2	* 4.055	29.02	MAv1	33.7	-29.3	33.42	54	-20.58	-	-	151	391	H
	* 5.41	40.28	PK2	34.8	-29.1	45.98	-	-	74	-28.02	144	193	H
3	* 5.411	28.25	MAv1	34.8	-29.1	33.95	54	-20.05	-	-	144	193	H
	* 4.074	40.85	PK2	33.7	-29.4	45.15	-	-	74	-28.85	144	154	V
5	* 4.074	29.28	MAv1	33.7	-29.4	33.58	54	-20.42	-	-	144	154	V
	* 8.123	38.88	PK2	36.1	-26.6	48.38	-	-	74	-25.62	219	208	V
6	* 8.123	26.73	MAv1	36.1	-26.6	36.23	54	-17.77	-	-	219	208	V

* - indicates frequency in CFR47 Pt 15 / IC RSS-Restricted Band
PK2 - KDB558074 Method: Maximum Peak
MAv1 - KDB558074 Option 1 Maximum RMS Average

UL VERIFICATION SERVICES INC.
47173 Benicia Street, Fremont, CA 94538; USA TEL:(510) 319-4000 FAX:(510) 661-0888
This report shall not be reproduced except in full, without the written approval of UL Verification Services Inc.

MID CHANNEL RESULTS

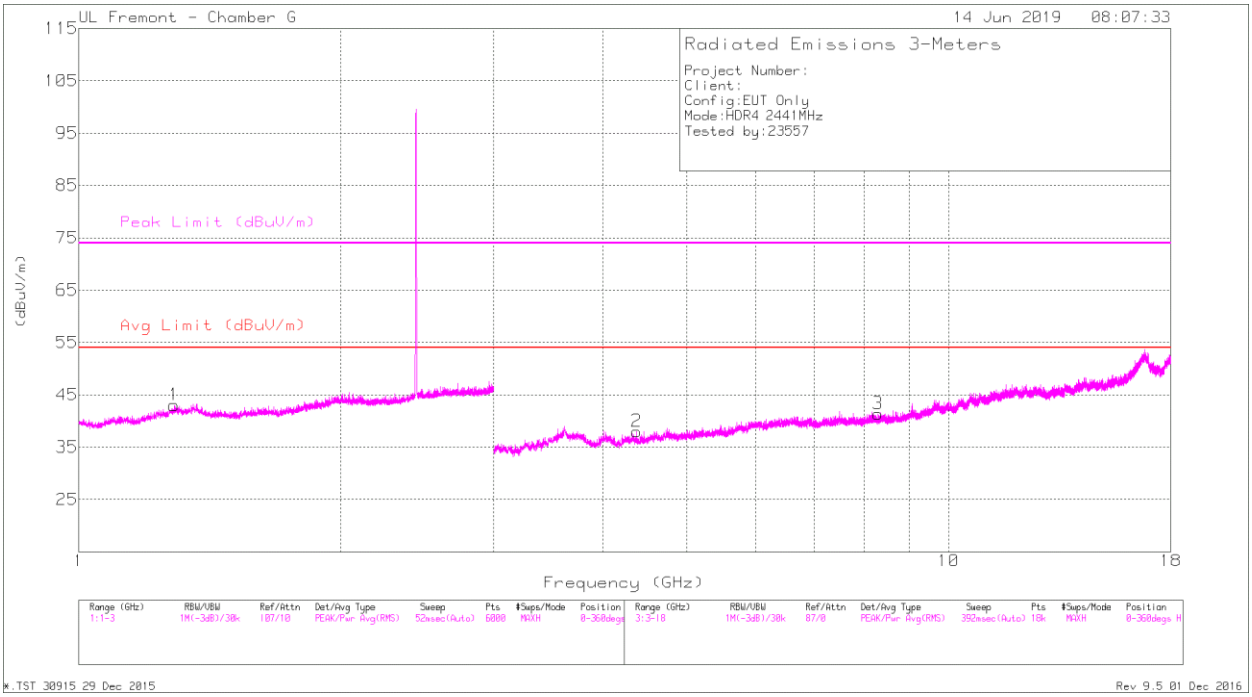

HORIZONTAL

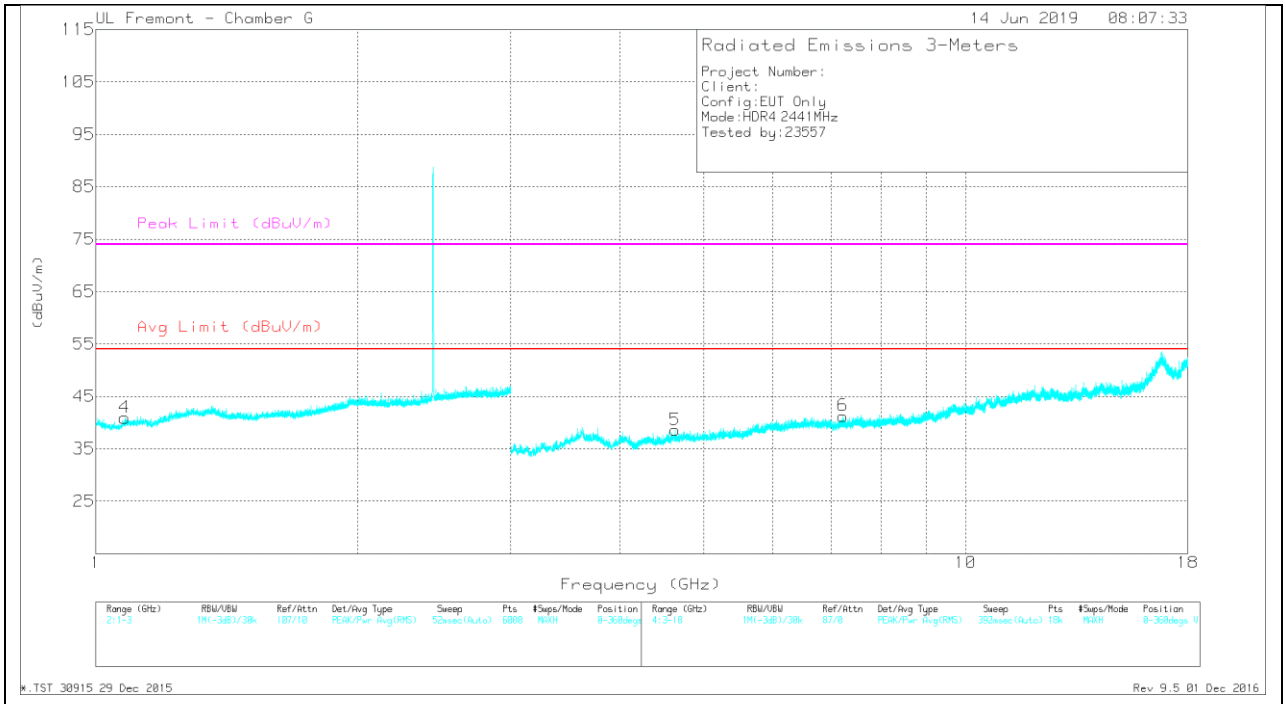

VERTICAL

UL VERIFICATION SERVICES INC.
47173 Benicia Street, Fremont, CA 94538; USA TEL:(510) 319-4000 FAX:(510) 661-0888

This report shall not be reproduced except in full, without the written approval of UL Verification Services Inc.

RADIATED EMISSIONS

Markers	Frequency (GHz)	Meter Reading (dBuV)	Det	AF T120 (dB/m)	Amp/Cbl/Fltr/ Pad (dB)	Corrected Reading (dBuV/m)	Avg Limit (dBuV/m)	Margin (dB)	Peak Limit (dBuV/m)	PK Margin (dB)	Azimuth (Degs)	Height (cm)	Polarity
	* 1.285	44.02	PK2	29.7	-23.5	50.22	-	-	74	-23.78	130	323	H
1	* 1.287	31.84	MAv1	29.7	-23.5	38.04	54	-15.96	-	-	130	323	H
	* 1.081	44.3	PK2	27.6	-23.9	48	-	-	74	-26	292	341	V
4	* 1.081	32.05	MAv1	27.6	-23.9	35.75	54	-18.25	-	-	292	341	V
	* 4.375	39.67	PK2	33.8	-29.7	43.77	-	-	74	-30.23	111	108	H
2	* 4.378	28.21	MAv1	33.8	-29.7	32.31	54	-21.69	-	-	111	108	H
	* 8.294	39.33	PK2	36.1	-27.1	48.33	-	-	74	-25.67	300	143	H
3	* 8.293	27.12	MAv1	36.1	-27.2	36.02	54	-17.98	-	-	300	143	H
	* 4.634	40.96	PK2	34.2	-29.6	45.56	-	-	74	-28.44	327	159	V
5	* 4.637	29.09	MAv1	34.2	-29.6	33.69	54	-20.31	-	-	327	159	V
	7.23	27.48	MAv1	35.9	-27.5	35.88	-	-	-	-	250	101	V
6	7.231	38.95	PK2	35.9	-27.5	47.35	-	-	-	-	250	101	V

* - indicates frequency in CFR47 Pt 15 / IC RSS-Restricted Band
PK2 - KDB558074 Method: Maximum Peak
MAv1 - KDB558074 Option 1 Maximum RMS Average

UL VERIFICATION SERVICES INC.
47173 Benicia Street, Fremont, CA 94538; USA TEL:(510) 319-4000 FAX:(510) 661-0888
This report shall not be reproduced except in full, without the written approval of UL Verification Services Inc.

HIGH CHANNEL RESULTS

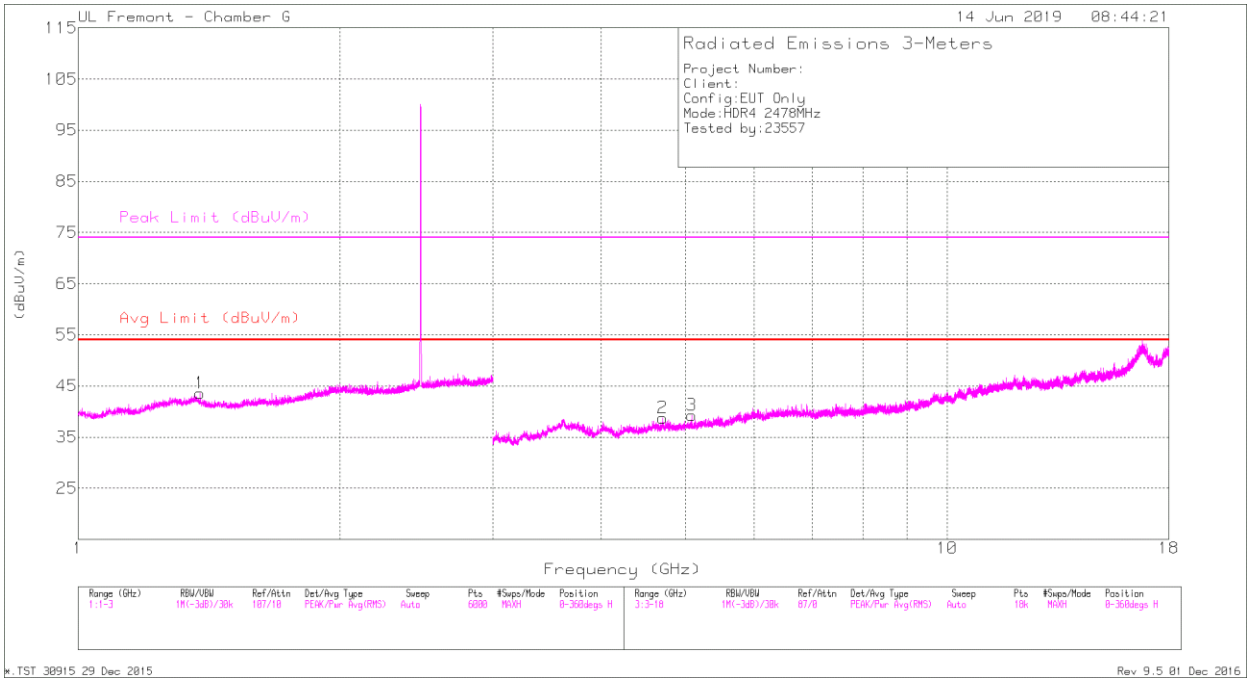

HORIZONTAL

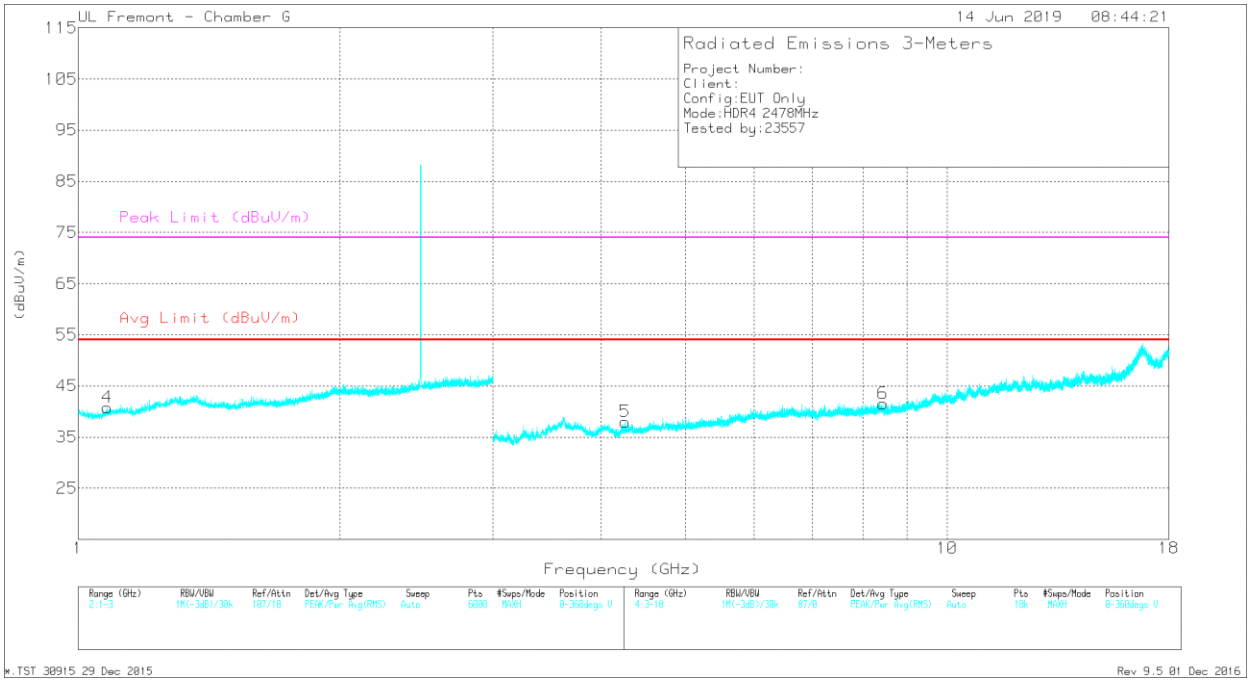

VERTICAL

UL VERIFICATION SERVICES INC.
47173 Benicia Street, Fremont, CA 94538; USA TEL:(510) 319-4000 FAX:(510) 661-0888

This report shall not be reproduced except in full, without the written approval of UL Verification Services Inc.

RADIATED EMISSIONS

Markers	Frequency (GHz)	Meter Reading (dBuV)	Det	AF T120 (dB/m)	Amp/Cbl/Fltr/ Pad (dB)	Corrected Reading (dBuV/m)	Avg Limit (dBuV/m)	Margin (dB)	Peak Limit (dBuV/m)	PK Margin (dB)	Azimuth (Degs)	Height (cm)	Polarity
	* 1.379	43.54	PK2	29.6	-23.1	50.04	-	-	74	-23.96	10	298	H
1	* 1.382	31.45	MAv1	29.5	-23.1	37.85	54	-16.15	-	-	10	298	H
	* 1.082	44.04	PK2	27.6	-23.9	47.74	-	-	74	-26.26	225	139	V
4	* 1.082	31.96	MAv1	27.6	-23.9	35.66	54	-18.34	-	-	225	139	V
	* 4.71	40.53	PK2	34.3	-29.5	45.33	-	-	74	-28.67	227	172	H
2	* 4.71	29.08	MAv1	34.3	-29.5	33.88	54	-20.12	-	-	227	172	H
	* 5.083	40.5	PK2	34.4	-29.4	45.5	-	-	74	-28.5	75	255	H
3	* 5.081	28.39	MAv1	34.4	-29.4	33.39	54	-20.61	-	-	75	255	H
	* 4.263	40.49	PK2	33.6	-29.4	44.69	-	-	74	-29.31	354	159	V
5	* 4.262	28.86	MAv1	33.6	-29.4	33.06	54	-20.94	-	-	354	159	V
	* 8.438	38.17	PK2	36.1	-26.1	48.17	-	-	74	-25.83	42	332	V
6	* 8.44	26.1	MAv1	36.1	-26.1	36.1	54	-17.9	-	-	42	332	V

* - indicates frequency in CFR47 Pt 15 / IC RSS-Restricted Band
PK2 - KDB558074 Method: Maximum Peak
MAv1 - KDB558074 Option 1 Maximum RMS Average

UL VERIFICATION SERVICES INC.
47173 Benicia Street, Fremont, CA 94538; USA TEL:(510) 319-4000 FAX:(510) 661-0888
This report shall not be reproduced except in full, without the written approval of UL Verification Services Inc.

9.2.8. BEAMFORMING LOW POWER HDR (HDR8)

BANDEDGE (LOW CHANNEL)

HORIZONTAL RESULT

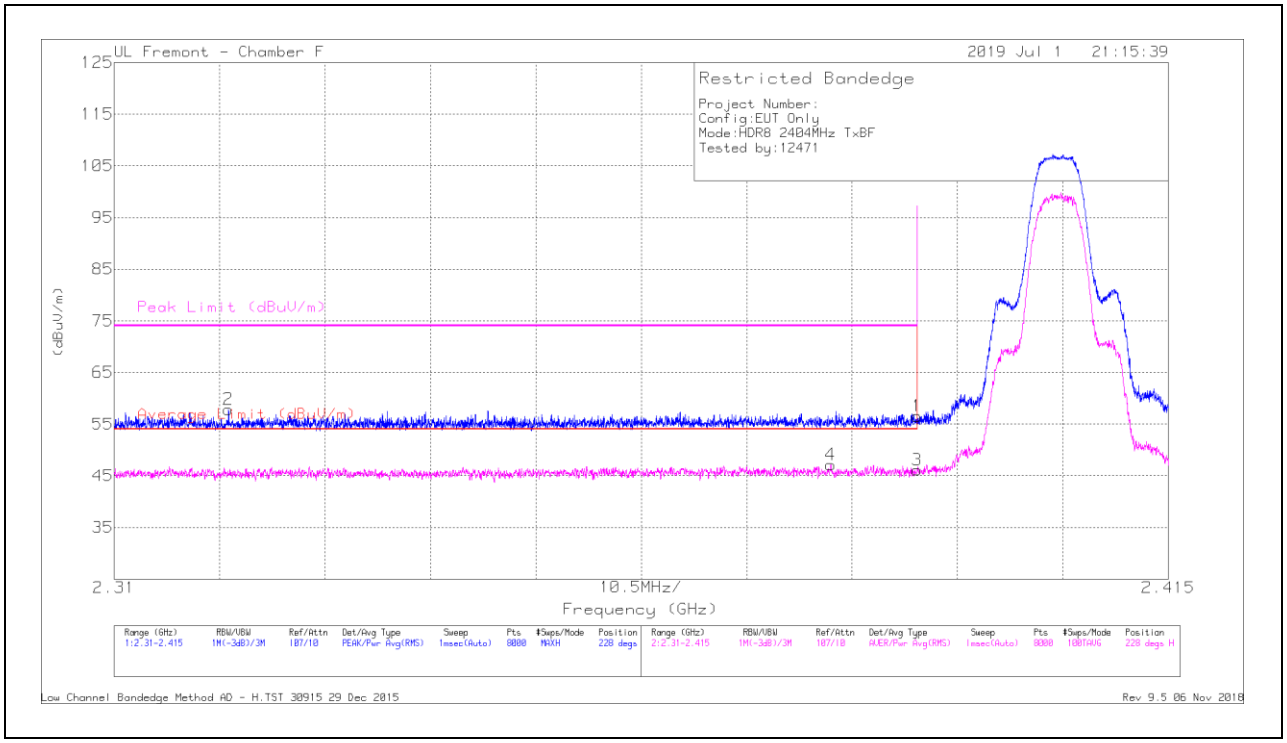

Marker	Frequency (GHz)	Meter Reading (dBuV)	Det	AF T345 (dB/m)	Amp/Cbl/Fltr /Pad (dB)	Corrected Reading (dBuV/m)	Average Limit (dBuV/m)	Margin (dB)	Peak Limit (dBuV/m)	PK Margin (dB)	Azimuth (Degs)	Height (cm)	Polarity
1	* 2.39	39.05	Pk	32	-14.5	56.55	-	-	74	-17.45	228	112	H
2	* 2.321	40.75	Pk	31.7	-14.6	57.85	-	-	74	-16.15	228	112	H
3	* 2.39	28.62	RMS	32	-14.5	46.12	54	-7.88	-	-	228	112	H
4	* 2.381	29.73	RMS	31.9	-14.5	47.13	54	-6.87	-	-	228	112	H

* - indicates frequency in CFR47 Pt 15 / IC RSS-Restricted Band
Pk - Peak detector
RMS - RMS detection

UL VERIFICATION SERVICES INC.
47173 Benicia Street, Fremont, CA 94538; USA TEL:(510) 319-4000 FAX:(510) 661-0888
This report shall not be reproduced except in full, without the written approval of UL Verification Services Inc.

VERTICAL RESULT

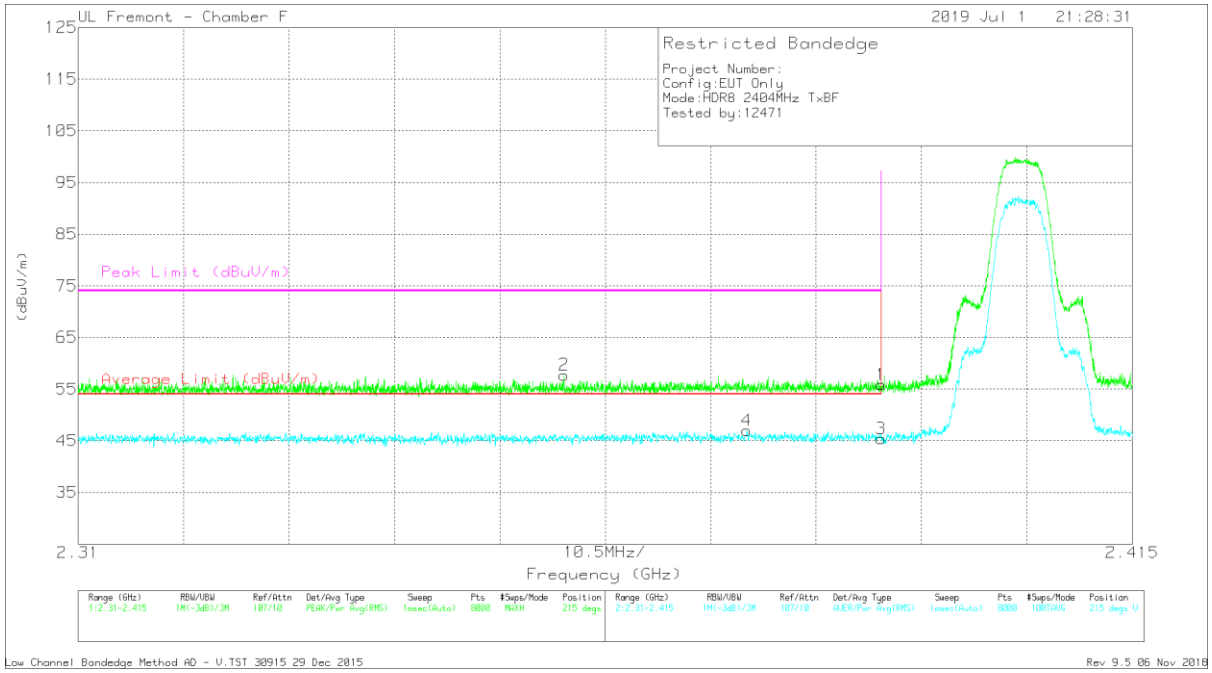

Marker	Frequency (GHz)	Meter Reading (dBuV)	Det	AF T345 (dB/m)	Amp/Cbl/Fltr /Pad (dB)	Corrected Reading (dBuV/m)	Average Limit (dBuV/m)	Margin (dB)	Peak Limit (dBuV/m)	PK Margin (dB)	Azimuth (Degs)	Height (cm)	Polarity
1	* 2.39	38.36	Pk	32	-14.5	55.86	-	-	74	-18.14	215	394	V
2	* 2.358	40.52	Pk	31.8	-14.6	57.72	-	-	74	-16.28	215	394	V
3	* 2.39	27.9	RMS	32	-14.5	45.4	54	-8.6	-	-	215	394	V
4	* 2.377	29.46	RMS	31.9	-14.4	46.96	54	-7.04	-	-	215	394	V

* - indicates frequency in CFR47 Pt 15 / IC RSS-Restricted Band
Pk - Peak detector
RMS - RMS detection

UL VERIFICATION SERVICES INC.
47173 Benicia Street, Fremont, CA 94538; USA TEL:(510) 319-4000 FAX:(510) 661-0888
This report shall not be reproduced except in full, without the written approval of UL Verification Services Inc.

BANDEDGE (HIGH CHANNEL)

HORIZONTAL RESULT

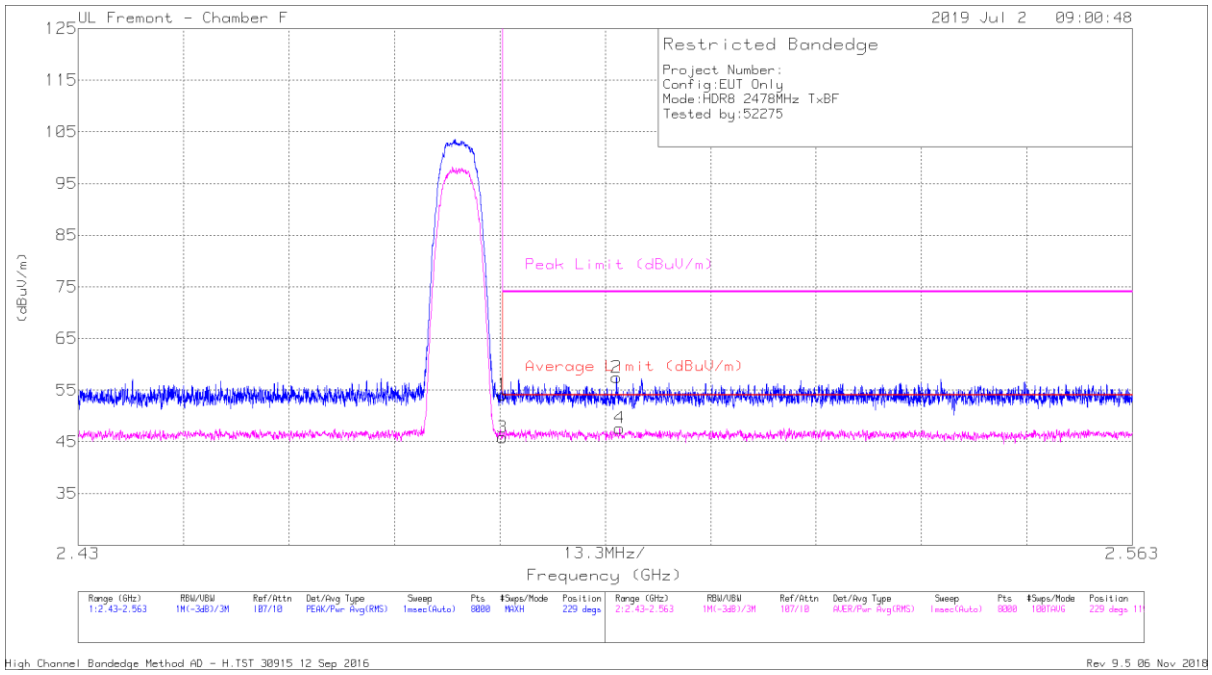

Marker	Frequency (GHz)	Meter Reading (dBuV)	Det	AF T345 (dB/m)	Amp/Cbl/Fltr /Pad (dB)	Corrected Reading (dBuV/m)	Average Limit (dBuV/m)	Margin (dB)	Peak Limit (dBuV/m)	PK Margin (dB)	Azimuth (Degs)	Height (cm)	Polarity
1	* 2.484	36.41	Pk	32.4	-14.7	54.11	-	-	74	-19.89	229	119	H
2	* 2.498	39.8	Pk	32.4	-14.7	57.5	-	-	74	-16.5	229	119	H
3	* 2.484	28.15	RMS	32.4	-14.7	45.85	54	-8.15	-	-	229	119	H
4	* 2.498	29.95	RMS	32.4	-14.7	47.65	54	-6.35	-	-	229	119	H

* - indicates frequency in CFR47 Pt 15 / IC RSS-Restricted Band
Pk - Peak detector
RMS - RMS detection

UL VERIFICATION SERVICES INC.
47173 Benicia Street, Fremont, CA 94538; USA TEL:(510) 319-4000 FAX:(510) 661-0888
This report shall not be reproduced except in full, without the written approval of UL Verification Services Inc.

VERTICAL RESULT

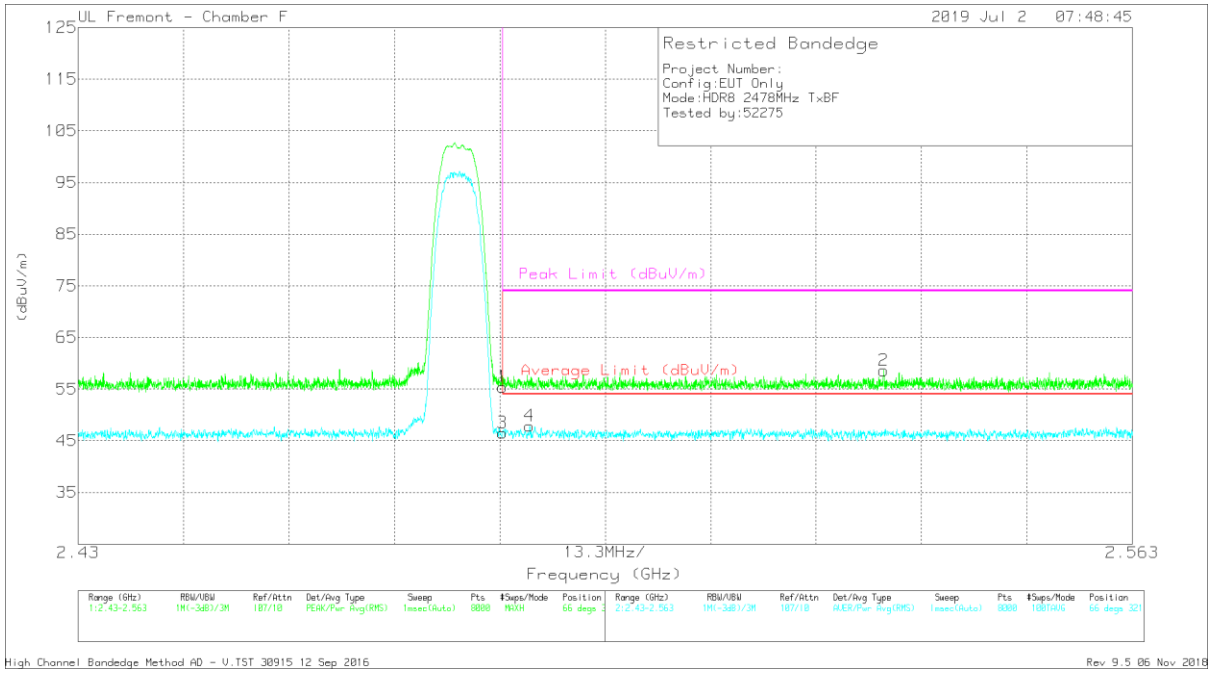

Marker	Frequency (GHz)	Meter Reading (dBuV)	Det	AF T345 (dB/m)	Amp/Cbl/Fltr /Pad (dB)	Corrected Reading (dBuV/m)	Average Limit (dBuV/m)	Margin (dB)	Peak Limit (dBuV/m)	PK Margin (dB)	Azimuth (Degs)	Height (cm)	Polarity
1	* 2.484	37.75	Pk	32.4	-14.7	55.45	-	-	74	-18.55	66	321	V
2	2.532	40.93	Pk	32.4	-14.7	58.63	-	-	74	-15.37	66	321	V
3	* 2.484	28.83	RMS	32.4	-14.7	46.53	54	-7.47	-	-	66	321	V
4	* 2.487	30.19	RMS	32.3	-14.6	47.89	54	-6.11	-	-	66	321	V

* - indicates frequency in CFR47 Pt 15 / IC RSS-Restricted Band
Pk - Peak detector
RMS - RMS detection

UL VERIFICATION SERVICES INC.
47173 Benicia Street, Fremont, CA 94538; USA TEL:(510) 319-4000 FAX:(510) 661-0888
This report shall not be reproduced except in full, without the written approval of UL Verification Services Inc.

HARMONICS AND SPURIOUS EMISSIONS

LOW CHANNEL RESULTS

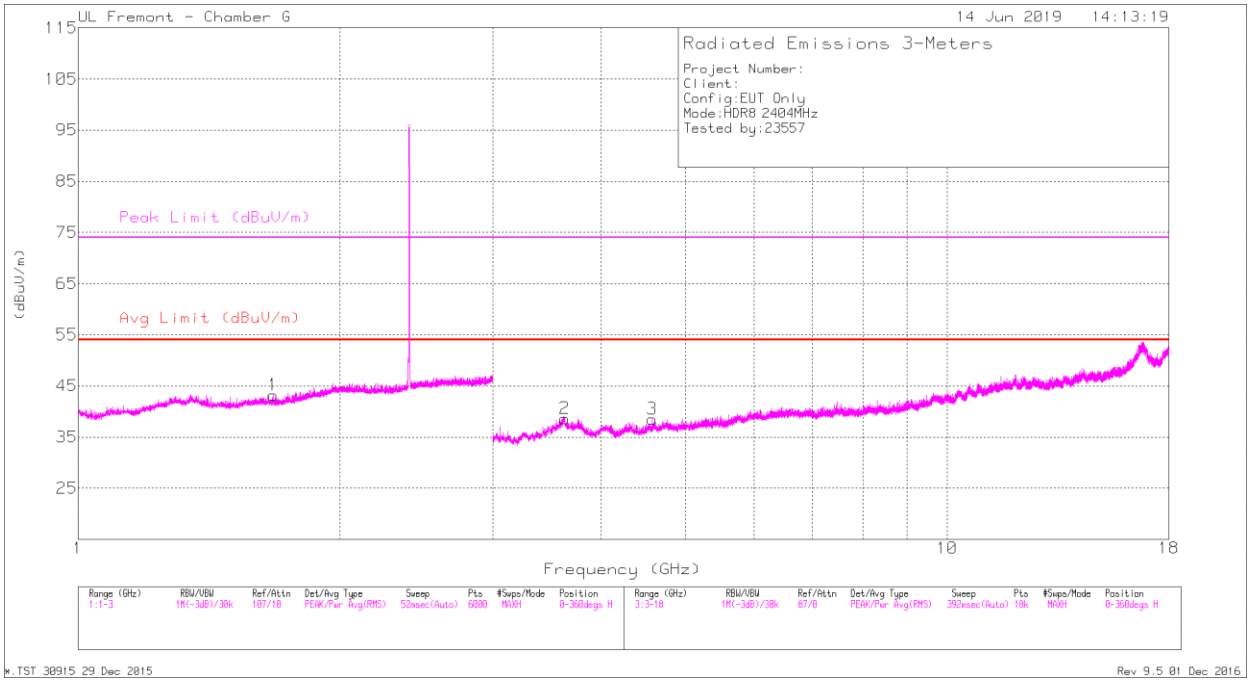

HORIZONTAL

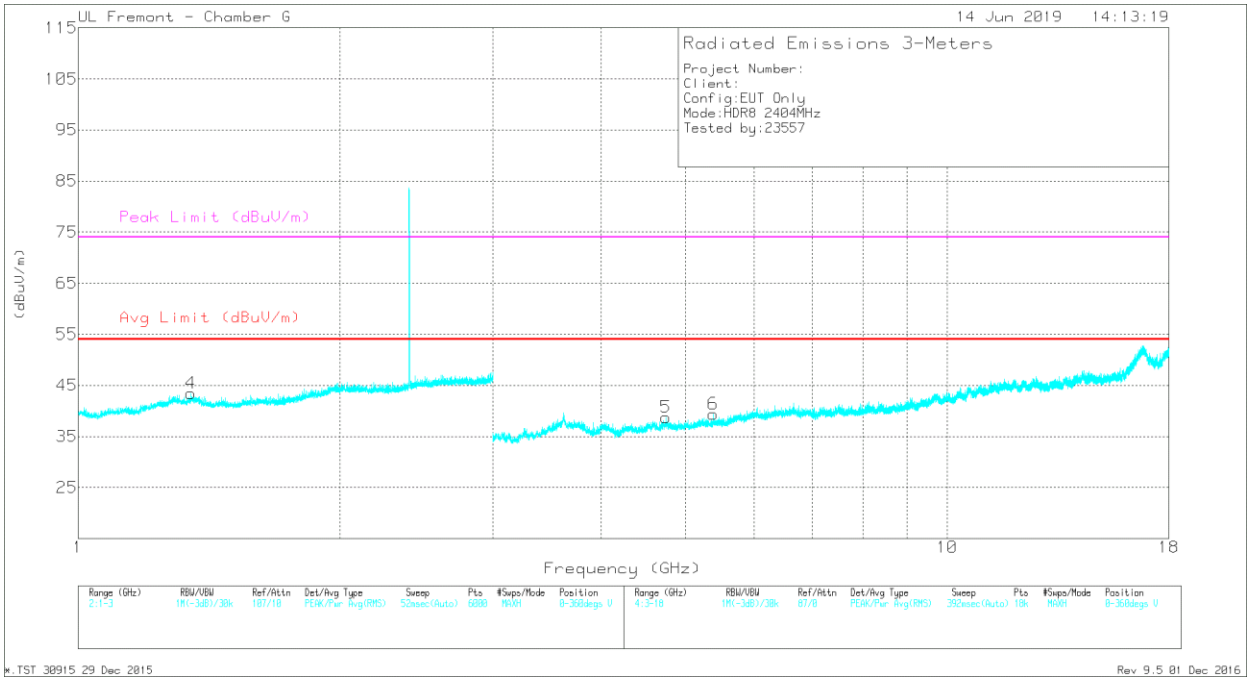

VERTICAL

UL VERIFICATION SERVICES INC.
47173 Benicia Street, Fremont, CA 94538; USA TEL:(510) 319-4000 FAX:(510) 661-0888
This report shall not be reproduced except in full, without the written approval of UL Verification Services Inc.

RADIATED EMISSIONS

Markers	Frequency (GHz)	Meter Reading (dBuV)	Det	AF T120 (dB/m)	Amp/Cbl/Fltr/ Pad (dB)	Corrected Reading (dBuV/m)	Avg Limit (dBuV/m)	Margin (dB)	Peak Limit (dBuV/m)	PK Margin (dB)	Azimuth (Degs)	Height (cm)	Polarity
	* 1.675	42.68	PK2	28.4	-21.5	49.58	-	-	74	-24.42	131	305	H
1	* 1.677	30.81	MAv1	28.3	-21.5	37.61	54	-16.39	-	-	131	305	H
	* 1.348	43.88	PK2	29.9	-23.3	50.48	-	-	74	-23.52	174	125	V
4	* 1.346	31.44	MAv1	29.8	-23.3	37.94	54	-16.06	-	-	174	125	V
	* 3.632	41.18	PK2	35	-29.7	46.48	-	-	74	-27.52	35	168	H
2	* 3.634	28.78	MAv1	34.9	-29.6	34.08	54	-19.92	-	-	35	168	H
	* 4.576	40.35	PK2	34.2	-29.8	44.75	-	-	74	-29.25	360	140	H
3	* 4.577	28.51	MAv1	34.2	-29.8	32.91	54	-21.09	-	-	360	140	H
	* 4.745	40.97	PK2	34.2	-29.6	45.57	-	-	74	-28.43	25	215	V
5	* 4.747	28.84	MAv1	34.2	-29.6	33.44	54	-20.56	-	-	25	215	V
	* 5.379	39.69	PK2	34.7	-29	45.39	-	-	74	-28.61	217	194	V
6	* 5.381	28.2	MAv1	34.7	-29	33.9	54	-20.1	-	-	217	194	V

* - indicates frequency in CFR47 Pt 15 / IC RSS-Restricted Band
PK2 - KDB558074 Method: Maximum Peak
MAv1 - KDB558074 Option 1 Maximum RMS Average

UL VERIFICATION SERVICES INC.
47173 Benicia Street, Fremont, CA 94538; USA TEL:(510) 319-4000 FAX:(510) 661-0888
This report shall not be reproduced except in full, without the written approval of UL Verification Services Inc.

MID CHANNEL RESULTS

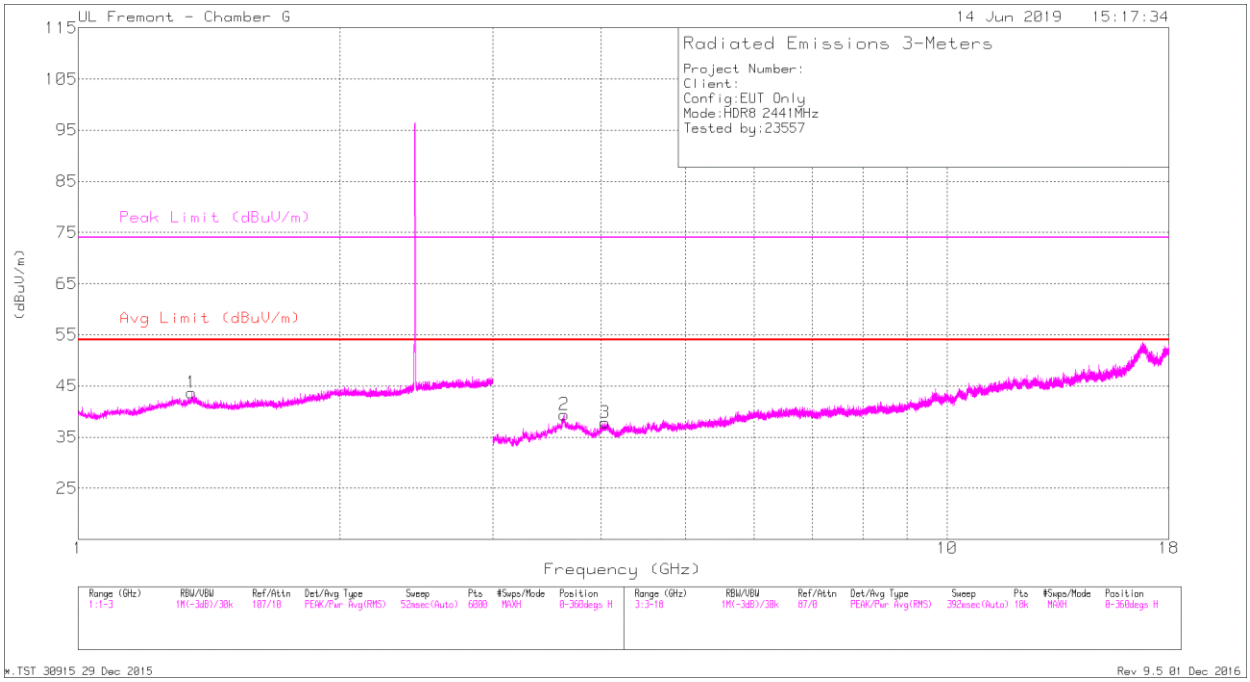

HORIZONTAL

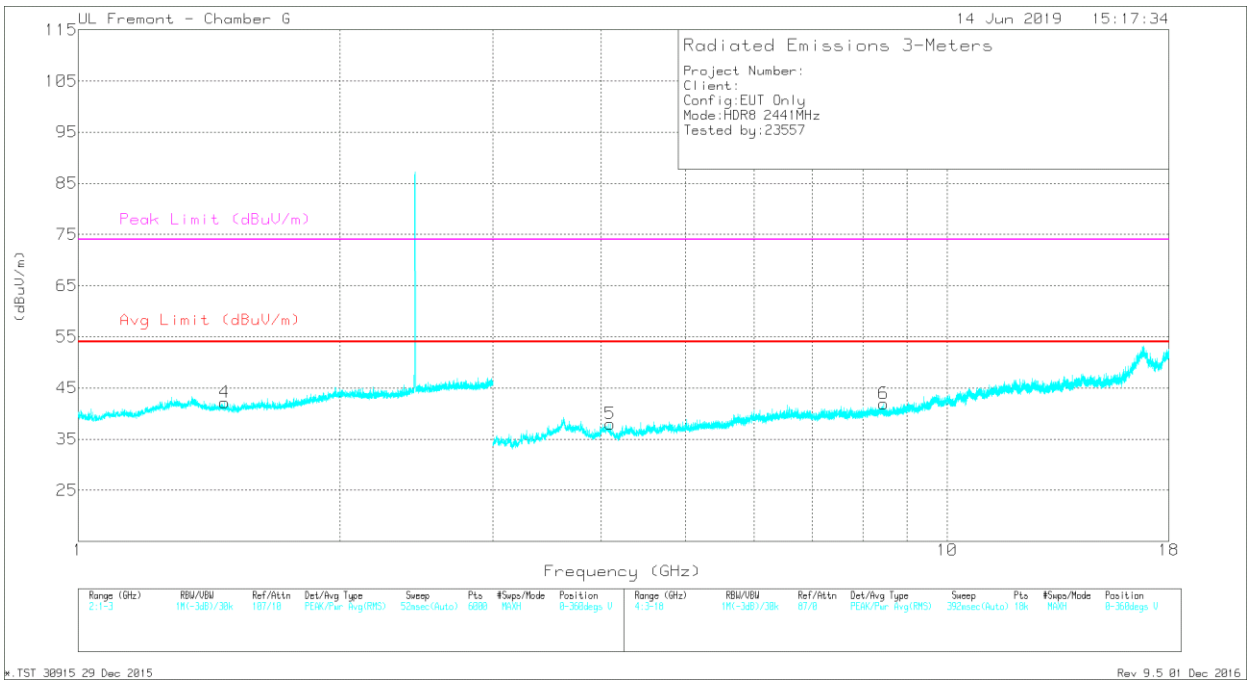

VERTICAL

UL VERIFICATION SERVICES INC.
47173 Benicia Street, Fremont, CA 94538; USA TEL:(510) 319-4000 FAX:(510) 661-0888
This report shall not be reproduced except in full, without the written approval of UL Verification Services Inc.

RADIATED EMISSIONS

Markers	Frequency (GHz)	Meter Reading (dBuV)	Det	AF T120 (dB/m)	Amp/Cbl/Fltr/ Pad (dB)	Corrected Reading (dBuV/m)	Avg Limit (dBuV/m)	Margin (dB)	Peak Limit (dBuV/m)	PK Margin (dB)	Azimuth (Degs)	Height (cm)	Polarity
	* 1.349	43.77	PK2	29.9	-23.3	50.37	-	-	74	-23.63	214	248	H
1	* 1.349	31.84	MAv1	29.9	-23.3	38.44	54	-15.56	-	-	214	248	H
	* 1.474	44.17	PK2	28.4	-22.4	50.17	-	-	74	-23.83	351	152	V
4	* 1.473	31.83	MAv1	28.4	-22.4	37.83	54	-16.17	-	-	351	152	V
	* 3.628	40.93	PK2	35.2	-29.8	46.33	-	-	74	-27.67	178	217	H
2	* 3.626	29.23	MAv1	35.4	-29.8	34.83	54	-19.17	-	-	178	217	H
	* 4.039	40.16	PK2	33.7	-29.3	44.56	-	-	74	-29.44	112	342	H
3	* 4.038	28.71	MAv1	33.7	-29.4	33.01	54	-20.99	-	-	112	342	H
	* 4.092	40.94	PK2	33.7	-30	44.64	-	-	74	-29.36	272	276	V
5	* 4.095	29.44	MAv1	33.7	-30	33.14	54	-20.86	-	-	272	276	V
	* 8.458	38.04	PK2	36.1	-26.2	47.94	-	-	74	-26.06	281	229	V
6	* 8.456	26.4	MAv1	36.1	-26.2	36.3	54	-17.7	-	-	281	229	V

* - indicates frequency in CFR47 Pt 15 / IC RSS-Restricted Band
PK2 - KDB558074 Method: Maximum Peak
MAv1 - KDB558074 Option 1 Maximum RMS Average

UL VERIFICATION SERVICES INC.
47173 Benicia Street, Fremont, CA 94538; USA TEL:(510) 319-4000 FAX:(510) 661-0888
This report shall not be reproduced except in full, without the written approval of UL Verification Services Inc.

HIGH CHANNEL RESULTS

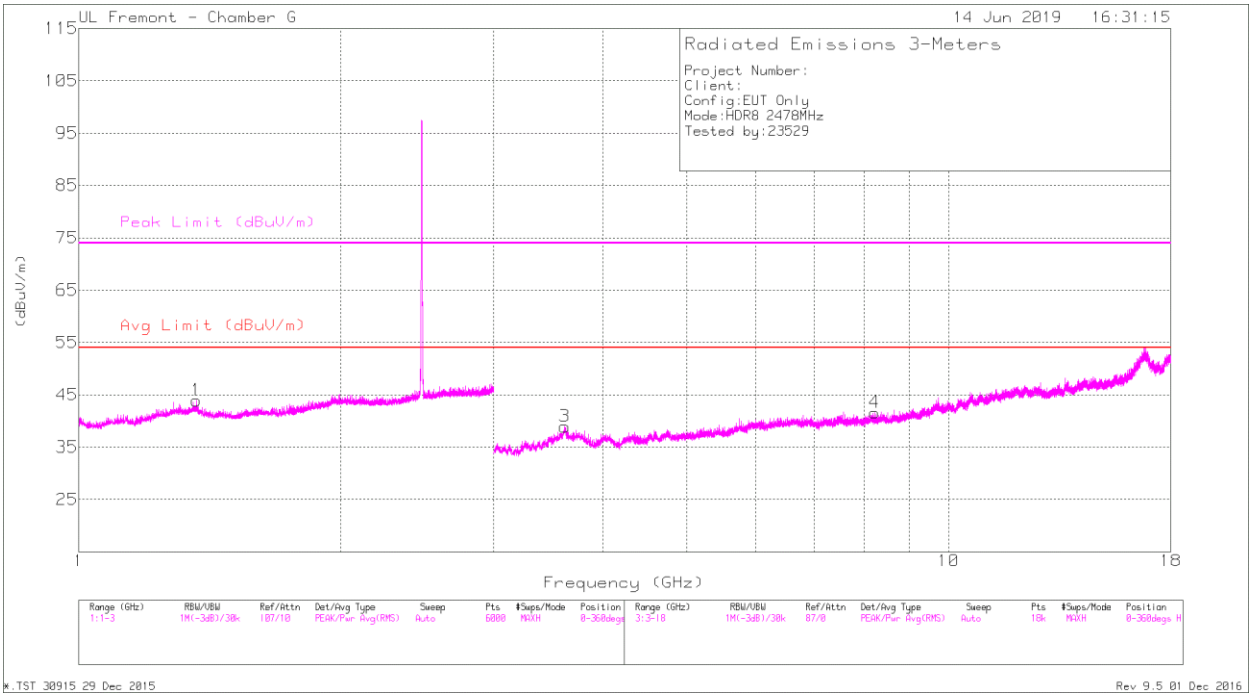

HORIZONTAL

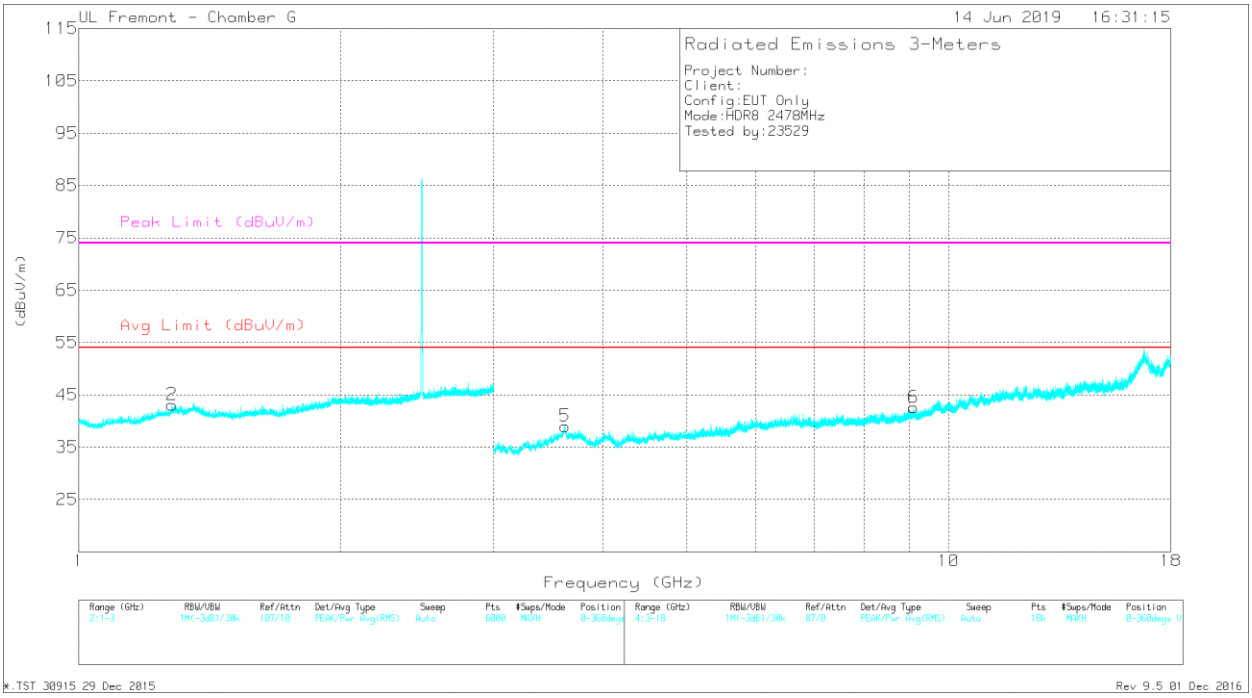

VERTICAL

UL VERIFICATION SERVICES INC.
47173 Benicia Street, Fremont, CA 94538; USA TEL:(510) 319-4000 FAX:(510) 661-0888

This report shall not be reproduced except in full, without the written approval of UL Verification Services Inc.

RADIATED EMISSIONS

Marker	Frequency (GHz)	Meter Reading (dBuV)	Det	AF T120 (dB/m)	Amp/Cbl/Fltr/Pad (dB)	Corrected Reading (dBuV/m)	Avg Limit (dBuV/m)	Margin (dB)	Peak Limit (dBuV/m)	PK Margin (dB)	Azimuth (Degs)	Height (cm)	Polarity
1	* 1.366	44.69	PK2	30	-23.2	51.49	-	-	74	-22.51	108	216	H
	* 1.364	31.67	MAv1	30	-23.2	38.47	54	- 15.53	-	-	108	242	H
2	* 1.28	43.96	PK2	29.8	-23.6	50.16	-	-	74	-23.84	10	174	V
	* 1.279	32.42	MAv1	29.8	-23.6	38.62	54	- 15.38	-	-	10	174	V
3	* 3.619	40.72	PK2	35.7	-30	46.42	-	-	74	-27.58	216	237	H
	* 3.619	29.71	MAv1	35.7	-30.1	35.31	54	- 18.69	-	-	216	237	H
4	* 8.222	38.72	PK2	36.2	-26.6	48.32	-	-	74	-25.68	198	169	H
	* 8.222	27.28	MAv1	36.2	-26.6	36.88	54	- 17.12	-	-	198	169	H
5	* 3.623	41.58	PK2	35.6	-29.9	47.28	-	-	74	-26.72	71	208	V
	* 3.622	29.67	MAv1	35.7	-29.9	35.47	54	- 18.53	-	-	71	208	V
6	* 9.122	38.19	PK2	36.5	-25.6	49.09	-	-	74	-24.91	190	275	V
	* 9.125	26.89	MAv1	36.5	-25.6	37.79	54	- 16.21	-	-	190	275	V

* - indicates frequency in CFR47 Pt 15 / IC RSS-Restricted Band
PK2 - KDB558074 Method: Maximum Peak
MAv1 - KDB558074 Option 1 Maximum RMS Average

UL VERIFICATION SERVICES INC.
47173 Benicia Street, Fremont, CA 94538; USA TEL:(510) 319-4000 FAX:(510) 661-0888
This report shall not be reproduced except in full, without the written approval of UL Verification Services Inc.

9.3. WORST CASE BELOW 1 GHZ

SPURIOUS EMISSIONS 30 TO 1000 MHz (WORST-CASE CONFIGURATION)

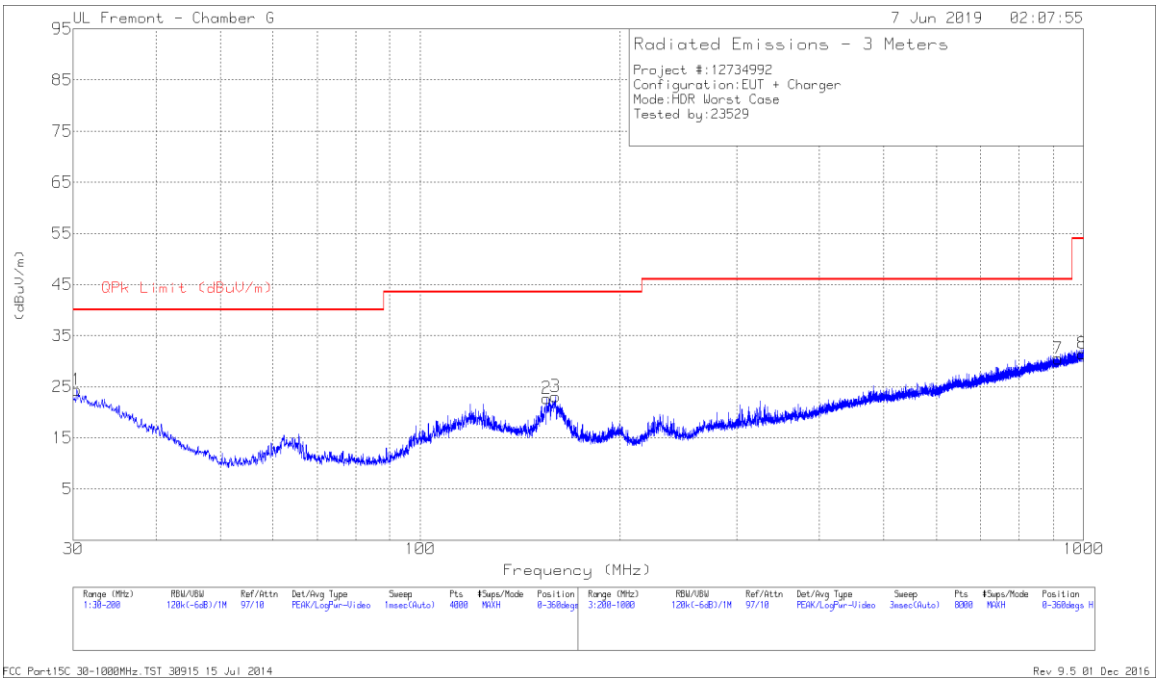

HORIZONTAL

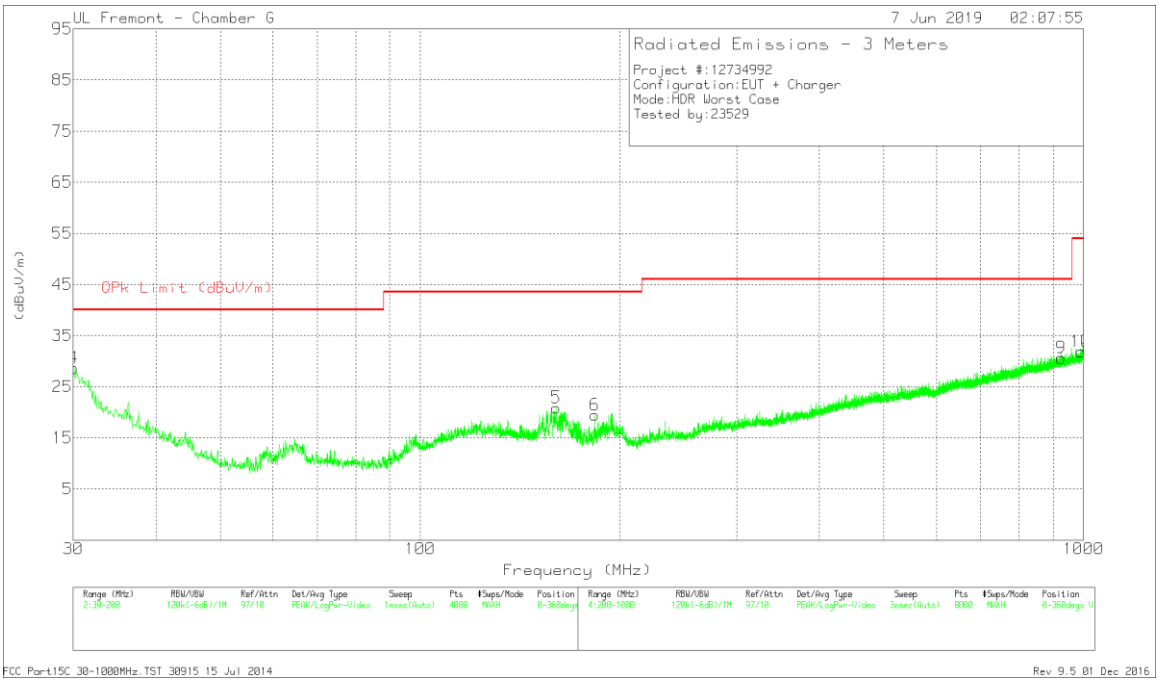

VERTICAL

UL VERIFICATION SERVICES INC.
47173 Benicia Street, Fremont, CA 94538; USA TEL:(510) 319-4000 FAX:(510) 661-0888
This report shall not be reproduced except in full, without the written approval of UL Verification Services Inc.

Below 1GHz Data

Marker	Frequency (MHz)	Meter Reading (dBuV)	Det	AF T477 (dB/m)	Amp Cbl (dB)	Corrected Reading (dBuV/m)	QPk Limit (dBuV/m)	Margin (dB)	Azimuth (Degs)	Height (cm)	Polarity
8	* 995.9035	27.17	Pk	29.2	-24.9	31.47	53.97	-22.5	0-360	400	H
10	* 991.5029	27.56	Pk	29.2	-24.9	31.86	53.97	-22.11	0-360	200	V
4	30.0425	33.35	Pk	26.5	-31.2	28.65	40	-11.35	0-360	100	V
1	30.3826	29.12	Pk	26.5	-31.2	24.42	40	-15.58	0-360	400	H
2	155.1524	34.45	Pk	18.2	-29.9	22.75	43.52	-20.77	0-360	200	H
3	159.9561	34.92	Pk	18.1	-29.9	23.12	43.52	-20.4	0-360	200	H
5	160.3812	32.57	Pk	18.1	-29.8	20.87	43.52	-22.65	0-360	100	V
6	183.2522	32.15	Pk	17	-29.7	19.45	43.52	-24.07	0-360	100	V
7	915.693	28.09	Pk	28.3	-25.9	30.49	46.02	-15.53	0-360	200	H
9	924.8942	28.04	Pk	28.3	-25.7	30.64	46.02	-15.38	0-360	100	V

UL VERIFICATION SERVICES INC.
47173 Benicia Street, Fremont, CA 94538; USA TEL:(510) 319-4000 FAX:(510) 661-0888

This report shall not be reproduced except in full, without the written approval of UL Verification Services Inc.

9.4. WORST CASE 18-26 GHZ

SPURIOUS EMISSIONS 18-26 GHz (WORST-CASE CONFIGURATION)

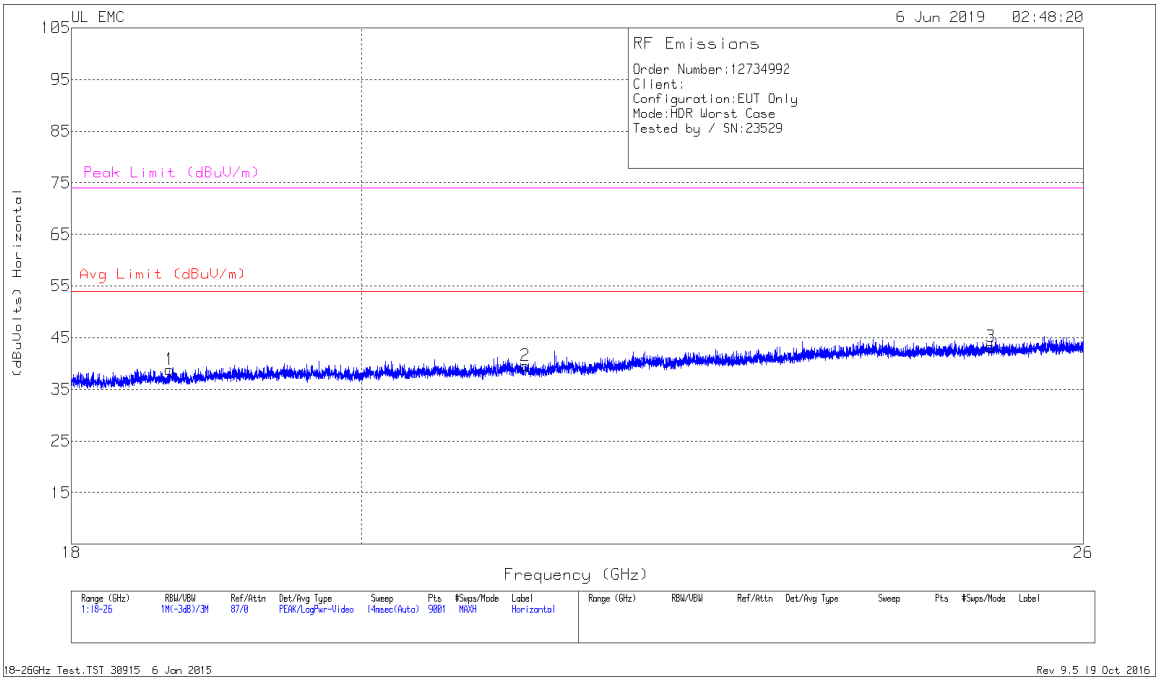

HORIZONTAL

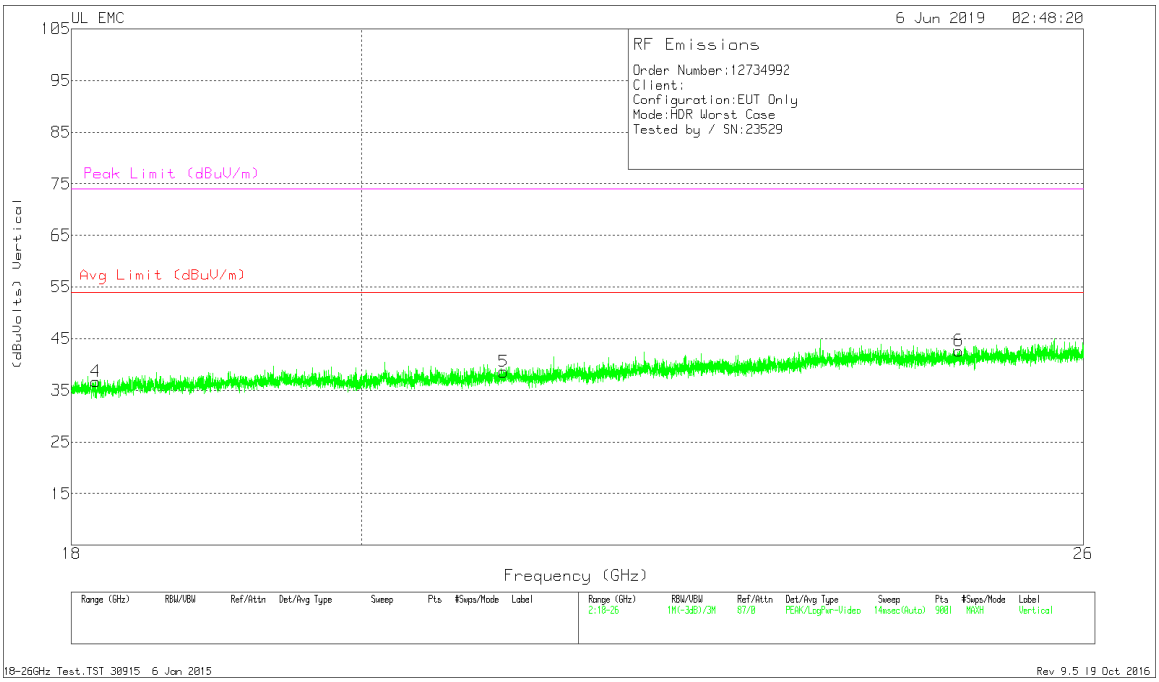

VERTICAL

UL VERIFICATION SERVICES INC.
47173 Benicia Street, Fremont, CA 94538; USA TEL:(510) 319-4000 FAX:(510) 661-0888
This report shall not be reproduced except in full, without the written approval of UL Verification Services Inc.

18 – 26GHz DATA

Marker	Frequency (GHz)	Meter Reading (dBuV)	Det	T447 AF (dB/m)	Amp/Cbl (dB)	Dist Corr (dB)	Corrected Reading (dBuVolts)	Avg Limit (dBuV/m)	Margin (dB)	Peak Limit (dBuV/m)	PK Margin (dB)
1	18.654	37.68	Pk	32.4	-21.8	-9.5	38.78	54	-15.22	74	-35.22
2	21.228	37.28	Pk	33	-21.2	-9.5	39.58	54	-14.42	74	-34.42
3	25.139	38.08	Pk	34.5	-19.8	-9.5	43.28	54	-10.72	74	-30.72
4	18.159	36.26	Pk	32.3	-22.4	-9.5	36.66	54	-17.34	74	-37.34
5	21.059	36.09	Pk	33.1	-21.1	-9.5	38.59	54	-15.41	74	-35.41
6	24.848	37.2	Pk	34.4	-19.5	-9.5	42.6	54	-11.4	74	-31.4

UL VERIFICATION SERVICES INC.
47173 Benicia Street, Fremont, CA 94538; USA TEL:(510) 319-4000 FAX:(510) 661-0888
This report shall not be reproduced except in full, without the written approval of UL Verification Services Inc.

10. AC POWER LINE CONDUCTED EMISSIONS

LIMITS

FCC §15.207 (a)

RSS-Gen 8.8

Frequency of Emission (MHz)	Conducted Limit (dBuV)	
	Quasi-peak	Average
0.15-0.5	66 to 56 *	56 to 46 *
0.5-5	56	46
5-30	60	50

* Decreases with the logarithm of the frequency.

RESULTS

UL VERIFICATION SERVICES INC.
47173 Benicia Street, Fremont, CA 94538; USA TEL:(510) 319-4000 FAX:(510) 661-0888
This report shall not be reproduced except in full, without the written approval of UL Verification Services Inc.

10.1.1. AC Power Line Host

LINE 1 RESULTS

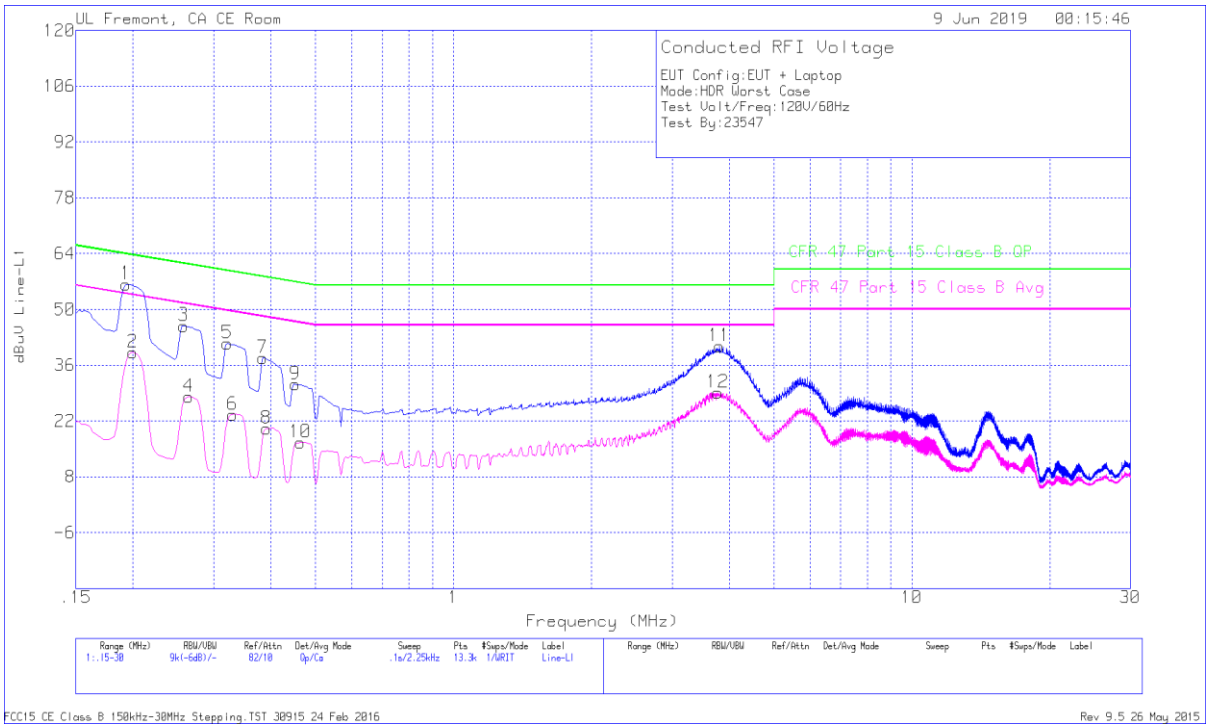

Range 1: Line-L1 .15 - 30MHz											
Marker	Frequency (MHz)	Meter Reading (dBuV)	Det	LISN L1	LC Cables C1&C3	Limiter (dB)	Corrected Reading dBuV	CFR 47 Part 15 Class B QP	QP Margin (dB)	CFR 47 Part 15 Class B Avg	Av(CISPR)Margin (dB)
1	.19275	46.24	Qp	0	0	10.1	56.34	63.92	-7.58	-	-
2	.1995	29.05	Ca	0	0	10.1	39.15	-	-	53.63	-14.48
3	.258	35.81	Qp	0	0	10.1	45.91	61.5	-15.59	-	-
4	.26475	17.94	Ca	0	0	10.1	28.04	-	-	51.28	-23.24
5	.321	31.37	Qp	0	0	10.1	41.47	59.68	-18.21	-	-
6	.33	13.55	Ca	0	0	10.1	23.65	-	-	49.45	-25.8
7	.384	27.8	Qp	0	0	10.1	37.9	58.19	-20.29	-	-
8	.39075	9.97	Ca	0	0	10.1	20.07	-	-	48.05	-27.98
9	.4515	21.18	Qp	0	0	10.1	31.28	56.85	-25.57	-	-
10	.46275	6.48	Ca	0	0	10.1	16.58	-	-	46.64	-30.06
11	3.80175	30.58	Qp	0	.1	10.1	40.78	56	-15.22	-	-
12	3.77475	18.94	Ca	0	.1	10.1	29.14	-	-	46	-16.86

UL VERIFICATION SERVICES INC.
47173 Benicia Street, Fremont, CA 94538; USA TEL:(510) 319-4000 FAX:(510) 661-0888
This report shall not be reproduced except in full, without the written approval of UL Verification Services Inc.

LINE 2 RESULTS

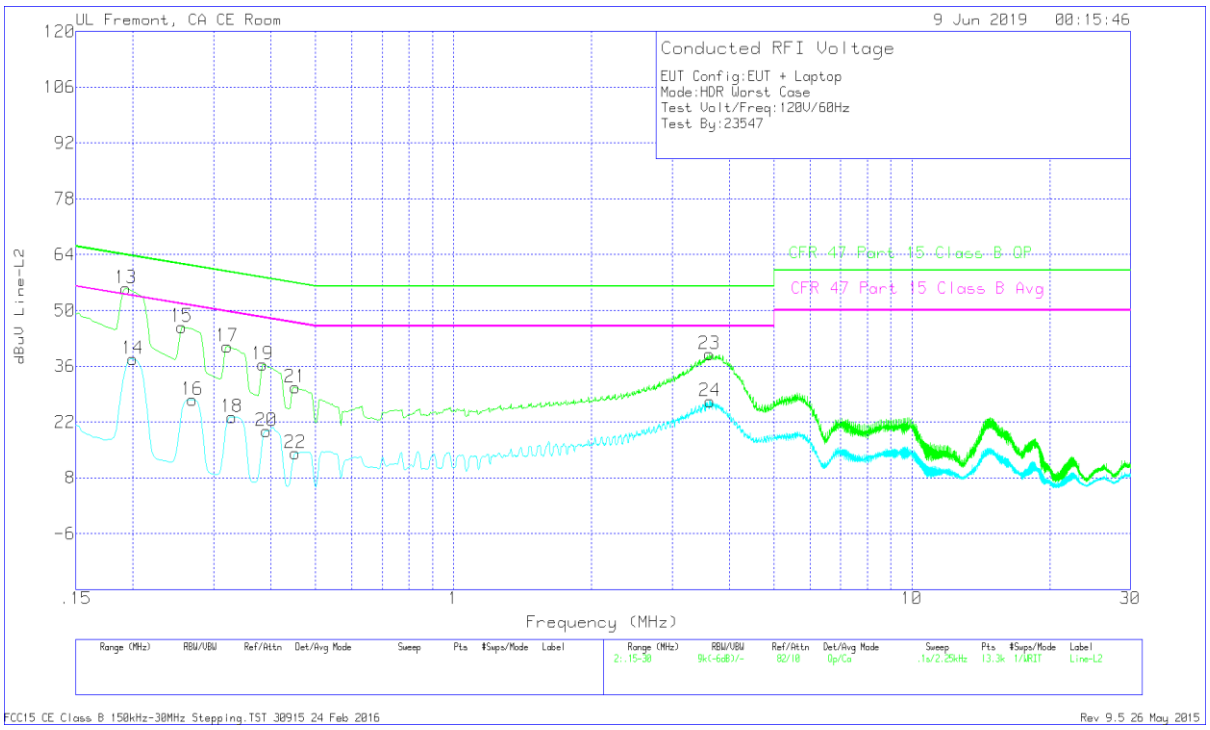

Range 2: Line-L2 .15 - 30MHz											
Marker	Frequency (MHz)	Meter Reading (dBuV)	Det	LISN L2	LC Cables C2&C3	Limiter (dB)	Corrected Reading dBuV	CFR 47 Part 15 Class B QP	QP Margin (dB)	CFR 47 Part 15 Class B Avg	Av(CISPR)Margin (dB)
13	.19275	45.53	Qp	0	0	10.1	55.63	63.92	-8.29	-	-
14	.1995	27.73	Ca	0	0	10.1	37.83	-	-	53.63	-15.8
15	.25575	35.81	Qp	0	0	10.1	45.91	61.57	-15.66	-	-
16	.26925	17.53	Ca	0	0	10.1	27.63	-	-	51.14	-23.51
17	.321	30.88	Qp	0	0	10.1	40.98	59.68	-18.7	-	-
18	.32887	13.18	Ca	0	0	10.1	23.28	-	-	49.48	-26.2
19	.384	26.33	Qp	0	0	10.1	36.43	58.19	-21.76	-	-
20	.39075	9.64	Ca	0	0	10.1	19.74	-	-	48.05	-28.31
21	.4515	20.65	Qp	0	0	10.1	30.75	56.85	-26.1	-	-
22	.4515	4.13	Ca	0	0	10.1	14.23	-	-	46.85	-32.62
23	3.62175	28.85	Qp	0	.1	10.1	39.05	56	-16.95	-	-
24	3.633	17.06	Ca	0	.1	10.1	27.26	-	-	46	-18.74

UL VERIFICATION SERVICES INC.
47173 Benicia Street, Fremont, CA 94538; USA TEL:(510) 319-4000 FAX:(510) 661-0888
This report shall not be reproduced except in full, without the written approval of UL Verification Services Inc.

10.1.2. AC Power Line Norm

LINE 1 RESULTS

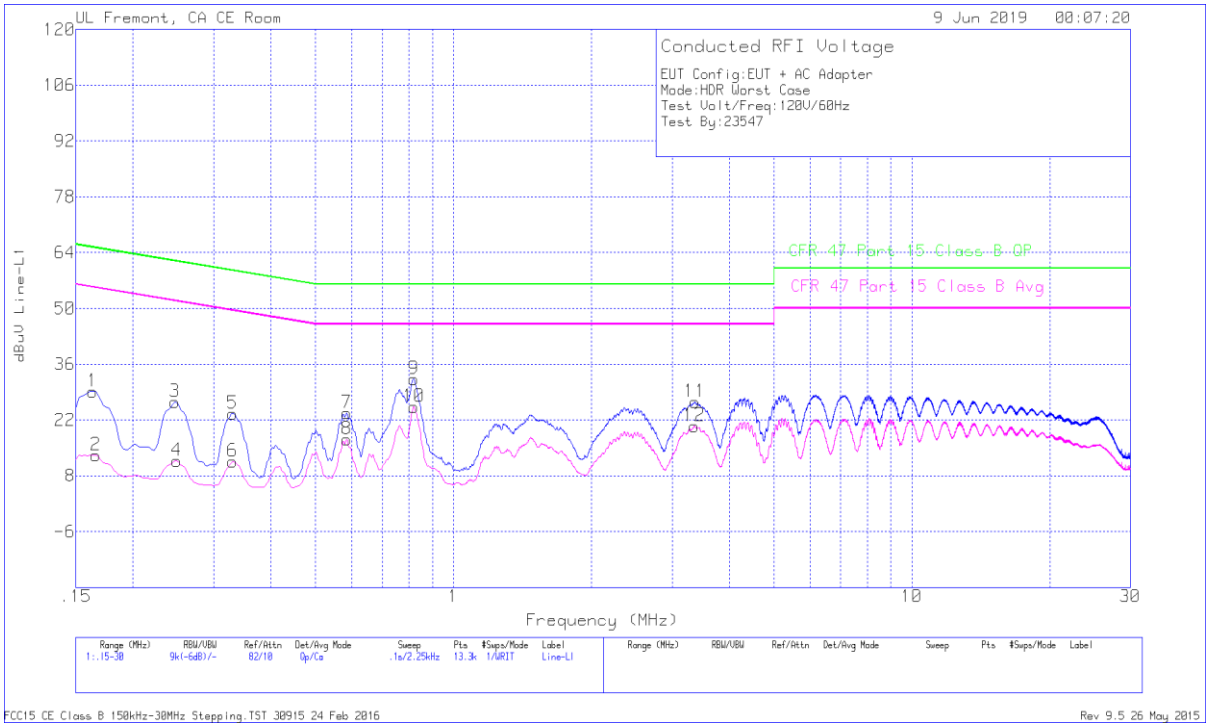

Range 1: Line-L1 .15 - 30MHz											
Marker	Frequency (MHz)	Meter Reading (dBuV)	Det	LISN L1	LC Cables C1&C3	Limiter (dB)	Corrected Reading dBuV	CFR 47 Part 15 Class B QP	QP Margin (dB)	CFR 47 Part 15 Class B Avg	Av(CISPR)Margin (dB)
1	.1635	19.01	Qp	.1	0	10.1	29.21	65.28	-36.07	-	-
2	.16575	3.02	Ca	.1	0	10.1	13.22	-	-	55.17	-41.95
3	.24675	16.38	Qp	0	0	10.1	26.48	61.87	-35.39	-	-
4	.249	1.69	Ca	0	0	10.1	11.79	-	-	51.79	-40
5	.33	13.55	Qp	0	0	10.1	23.65	59.45	-35.8	-	-
6	.33	1.54	Ca	0	0	10.1	11.64	-	-	49.45	-37.81
7	.58425	13.61	Qp	0	0	10.1	23.71	56	-32.29	-	-
8	.58425	7.03	Ca	0	0	10.1	17.13	-	-	46	-28.87
9	.8205	22.17	Qp	0	0	10.1	32.27	56	-23.73	-	-
10	.8205	15.2	Ca	0	0	10.1	25.3	-	-	46	-20.7
11	3.3675	16.33	Qp	0	.1	10.1	26.53	56	-29.47	-	-
12	3.3585	10.33	Ca	0	.1	10.1	20.53	-	-	46	-25.47

UL VERIFICATION SERVICES INC.
47173 Benicia Street, Fremont, CA 94538; USA TEL:(510) 319-4000 FAX:(510) 661-0888
This report shall not be reproduced except in full, without the written approval of UL Verification Services Inc.

LINE 2 RESULTS

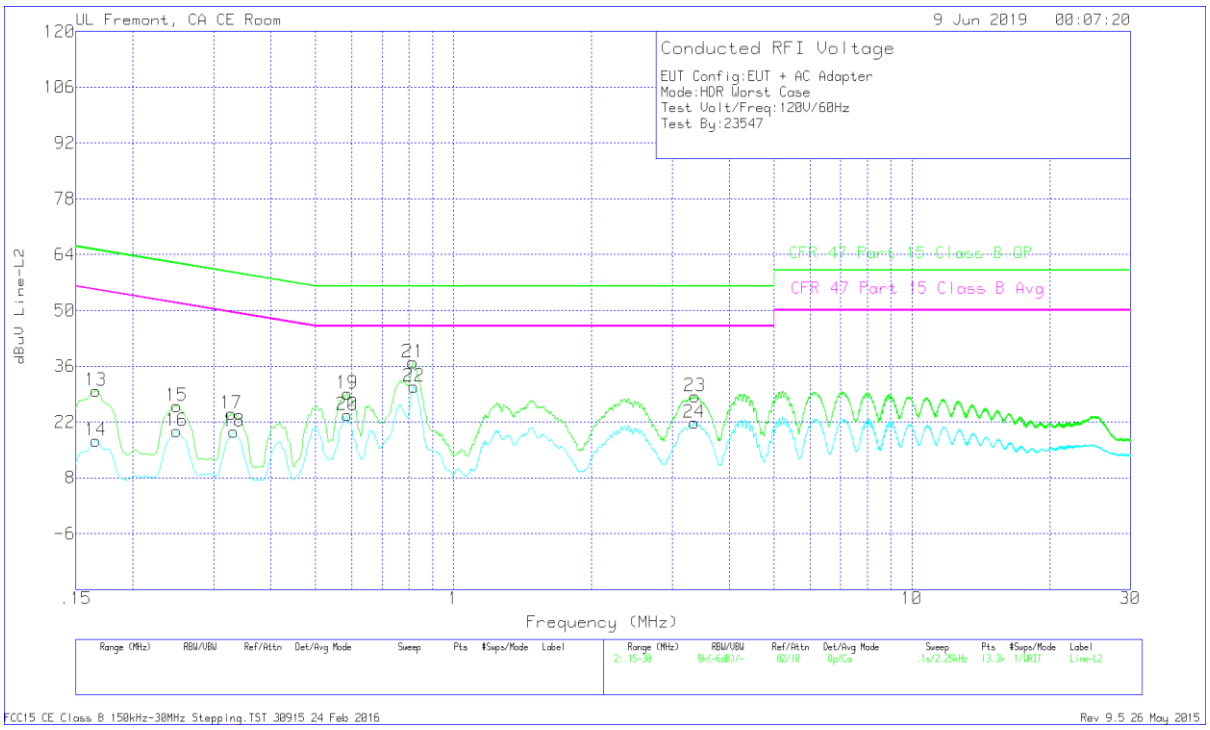

Range 2: Line-L2 .15 - 30MHz											
Marker	Frequency (MHz)	Meter Reading (dBuV)	Det	LISN L2	LC Cables C2&C3	Limiter (dB)	Corrected Reading dBuV	CFR 47 Part 15 Class B QP	QP Margin (dB)	CFR 47 Part 15 Class B Avg	Av(CISPR)Margin (dB)
13	.16575	19.66	Qp	.1	0	10.1	29.86	65.17	-35.31	-	-
14	.16575	7.13	Ca	.1	0	10.1	17.33	-	-	55.17	-37.84
15	.249	15.97	Qp	0	0	10.1	26.07	61.79	-35.72	-	-
16	.249	9.7	Ca	0	0	10.1	19.8	-	-	51.79	-31.99
17	.32775	13.96	Qp	0	0	10.1	24.06	59.51	-35.45	-	-
18	.33225	9.44	Ca	0	0	10.1	19.54	-	-	49.39	-29.85
19	.5865	19.09	Qp	0	0	10.1	29.19	56	-26.81	-	-
20	.5865	13.68	Ca	0	0	10.1	23.78	-	-	46	-22.22
21	.816	26.84	Qp	0	0	10.1	36.94	56	-19.06	-	-
22	.8205	20.81	Ca	0	0	10.1	30.91	-	-	46	-15.09
23	3.36188	18.32	Qp	0	.1	10.1	28.52	56	-27.48	-	-
24	3.35175	11.66	Ca	0	.1	10.1	21.86	-	-	46	-24.14

UL VERIFICATION SERVICES INC.
47173 Benicia Street, Fremont, CA 94538; USA TEL:(510) 319-4000 FAX:(510) 661-0888
This report shall not be reproduced except in full, without the written approval of UL Verification Services Inc.

11. SETUP PHOTOS

Please refer to 12901678-EP1V1 Setup Photos_Report for setup photos.

END OF TEST REPORT

UL VERIFICATION SERVICES INC.
47173 Benicia Street, Fremont, CA 94538; USA TEL:(510) 319-4000 FAX:(510) 661-0888
This report shall not be reproduced except in full, without the written approval of UL Verification Services Inc.