RADIATED EMISSIONS

Marker	Frequency (GHz)	Meter Reading (dBuV)	Det	AF T120 (dB/m)	Amp/Cbl/Fltr/Pad (dB)	Corrected Reading (dBuV/m)	Avg Limit (dBuV/m)	Margin (dB)	Peak Limit (dBuV/m)	PK Margin (dB)	Azimuth (Degs)	Height (cm)	Polarity
1	* 1.199	42.52	PKFH	28.6	-23.7	47.42	-	-	74	-26.58	0	101	H
	* 1.198	30.54	VA1T	28.5	-23.7	35.34	54	-18.66	-	-	0	101	H
2	* 1.365	42.16	PKFH	30	-23.2	48.96	-	-	74	-25.04	63	130	V
	* 1.363	30.22	VA1T	30	-23.2	37.02	54	-16.98	-	-	63	130	V
3	* 3.62	40.28	PKFH	35.7	-30	45.98	-	-	74	-28.02	189	219	H
	* 3.62	28.26	VA1T	35.7	-30	33.96	54	-20.04	-	-	189	219	H
5	* 10.955	35.95	PKFH	38.3	-23.2	51.05	-	-	74	-22.95	358	347	V
	* 10.956	23.7	VA1T	38.3	-23.3	38.7	54	-15.3	-	-	358	347	V
4	16.778	35.88	PKFH	41.7	-17.7	59.88	-	-	74	-14.12	245	262	H
6	16.786	35.69	PKFH	41.7	-17.5	59.89	-	-	74	-14.11	324	174	V

* - indicates frequency in CFR47 Pt 15 / IC RSS-Restricted Band
PKFH - FHSS: RB=100k/1MHz VB=3 x RB, Peak
VA1T - FHSS: Linear Voltage Average VB=1/Ton where: Ton is transmit duration

UL VERIFICATION SERVICES INC.
47173 Benicia Street, Fremont, CA 94538; USA TEL:(510) 319-4000 FAX:(510) 661-0888
This report shall not be reproduced except in full, without the written approval of UL Verification Services Inc.

Antenna 3

BANDEDGE (LOW CHANNEL)

HORIZONTAL RESULT

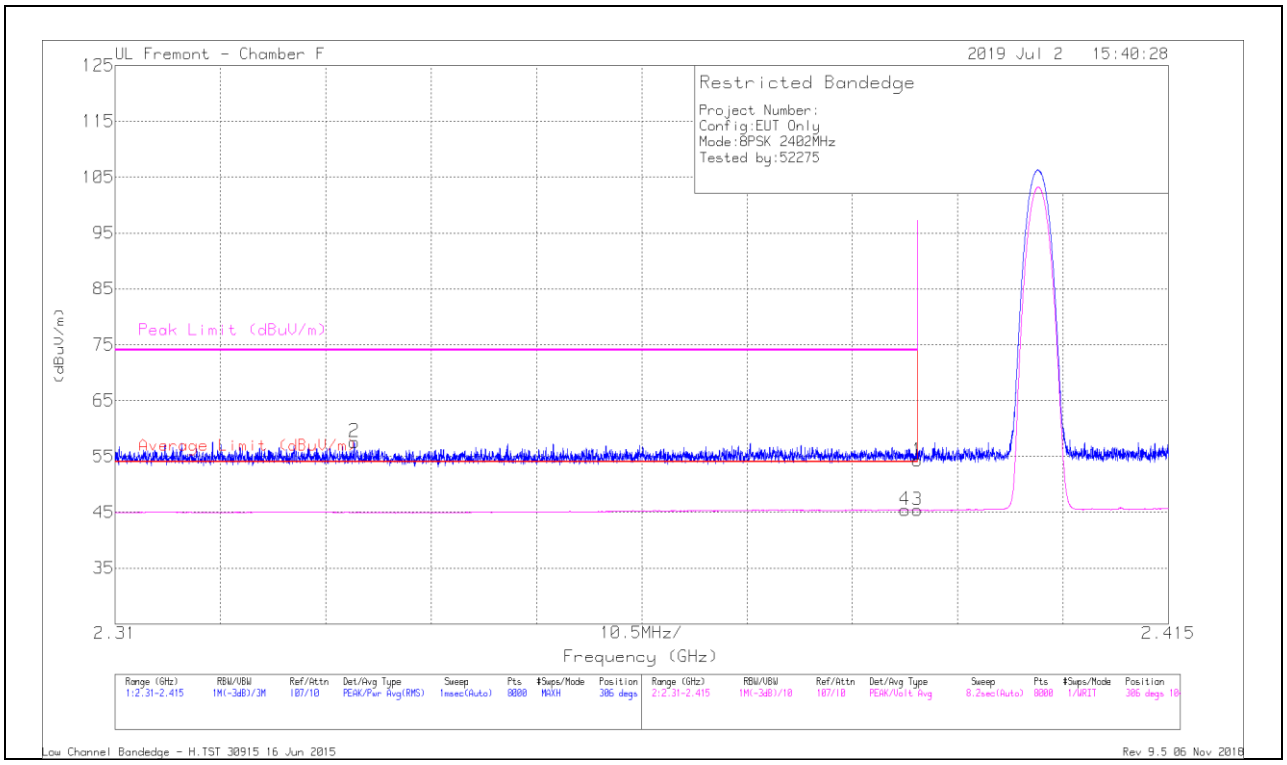

Marker	Frequency (GHz)	Meter Reading (dBuV)	Det	AF T345 (dB/m)	Amp/Cbl/Fltr /Pad (dB)	Corrected Reading (dBuV/m)	Average Limit (dBuV/m)	Margin (dB)	Peak Limit (dBuV/m)	PK Margin (dB)	Azimuth (Degs)	Height (cm)	Polarity
1	* 2.39	36.78	Pk	32	-14.5	54.28	-	-	74	-19.72	306	104	H
2	* 2.334	40.52	Pk	31.6	-14.5	57.62	-	-	74	-16.38	306	104	H
3	* 2.39	27.88	VA1T	32	-14.5	45.38	54	-8.62	-	-	306	104	H
4	* 2.389	27.94	VA1T	32	-14.5	45.44	54	-8.56	-	-	306	104	H

* - indicates frequency in CFR47 Pt 15 / IC RSS-Restricted Band
Pk - Peak detector
VA1T - FHSS: Linear Voltage Average VB=1/Ton where: Ton is transmit duration

UL VERIFICATION SERVICES INC.
47173 Benicia Street, Fremont, CA 94538; USA TEL:(510) 319-4000 FAX:(510) 661-0888
This report shall not be reproduced except in full, without the written approval of UL Verification Services Inc.

VERTICAL RESULT

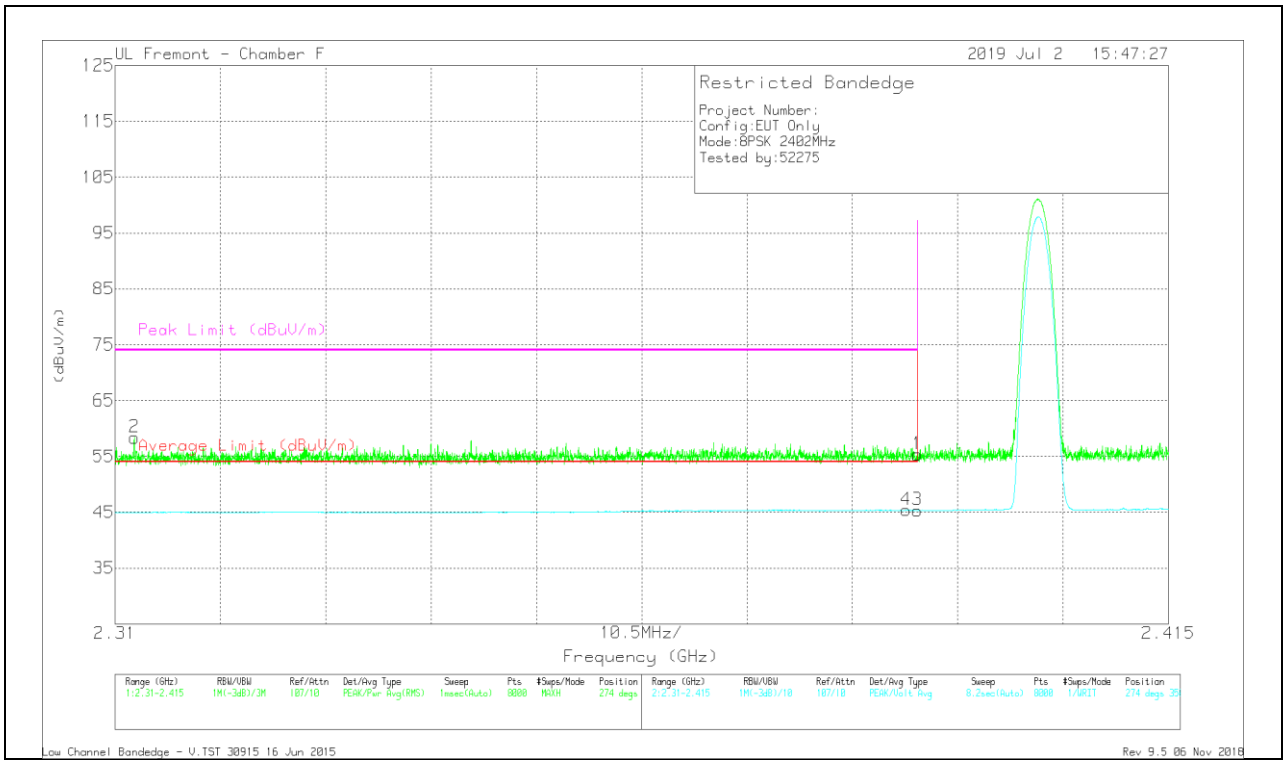

Marker	Frequency (GHz)	Meter Reading (dBuV)	Det	AF T345 (dB/m)	Amp/Cbl/Fltr /Pad (dB)	Corrected Reading (dBuV/m)	Average Limit (dBuV/m)	Margin (dB)	Peak Limit (dBuV/m)	PK Margin (dB)	Azimuth (Degs)	Height (cm)	Polarity
1	* 2.39	37.85	Pk	32	-14.5	55.35	-	-	74	-18.65	274	350	V
2	* 2.312	41.18	Pk	31.7	-14.5	58.38	-	-	74	-15.62	274	350	V
3	* 2.39	27.85	VA1T	32	-14.5	45.35	54	-8.65	-	-	274	350	V
4	* 2.389	27.89	VA1T	32	-14.5	45.39	54	-8.61	-	-	274	350	V

* - indicates frequency in CFR47 Pt 15 / IC RSS-Restricted Band
Pk - Peak detector
VA1T - FHSS: Linear Voltage Average VB=1/Ton where: Ton is transmit duration

UL VERIFICATION SERVICES INC.
47173 Benicia Street, Fremont, CA 94538; USA TEL:(510) 319-4000 FAX:(510) 661-0888
This report shall not be reproduced except in full, without the written approval of UL Verification Services Inc.

BANDEDGE (HIGH CHANNEL)

HORIZONTAL RESULT

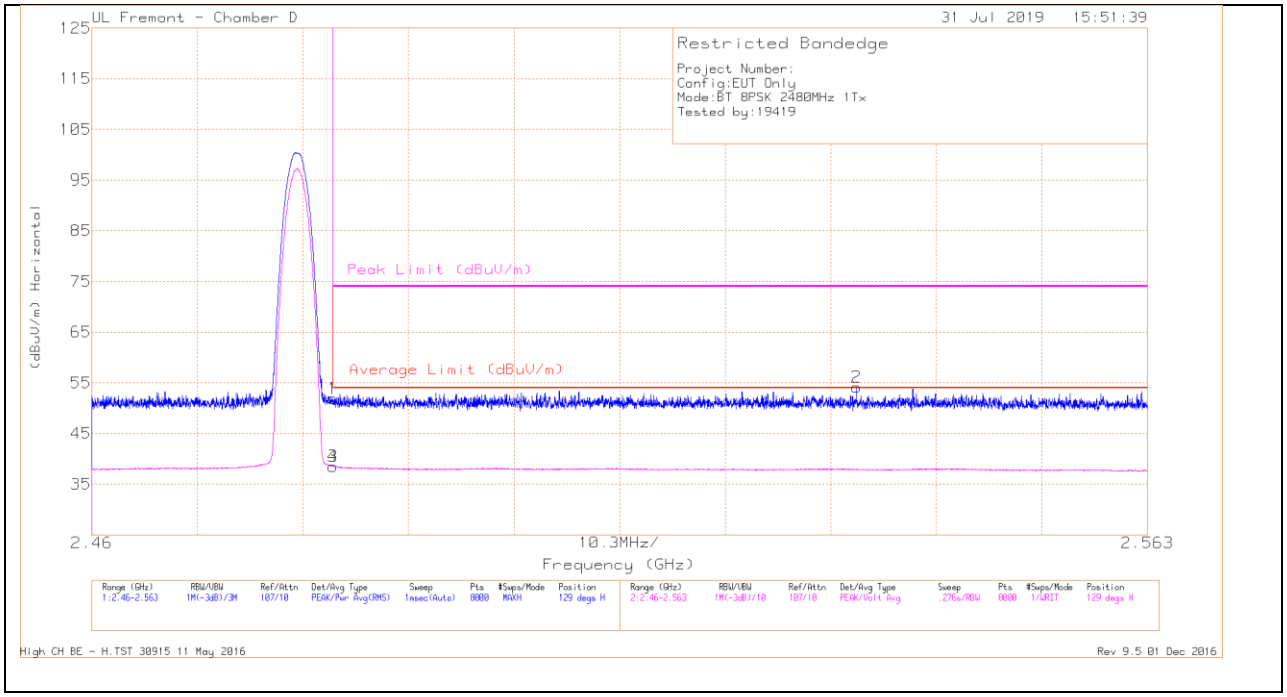

Marker	Frequency (GHz)	Meter Reading (dBuV)	Det	AF T712 (dB/m)	Amp/Cbl/Fltr/Pad (dB)	Corrected Reading (dBuV/m)	Average Limit (dBuV/m)	Margin (dB)	Peak Limit (dBuV/m)	PK Margin (dB)	Azimuth (Degs)	Height (cm)	Polarity
1	* 2.484	40.1	Pk	32.4	-20.6	51.9	-	-	74	-22.1	129	128	H
3	* 2.484	26.72	VA1T	32.4	-20.6	38.52	54	-15.48	-	-	129	127	H
4	* 2.484	26.74	VA1T	32.4	-20.6	38.54	54	-15.46	-	-	129	127	H
2	2.535	42.39	Pk	32.2	-20.5	54.09	-	-	74	-19.91	129	128	H

* - indicates frequency in CFR47 Pt 15 / IC RSS-Restricted Band
Pk - Peak detector
VA1T - FHSS: Linear Voltage Average VB=1/Ton where: Ton is transmit duration

UL VERIFICATION SERVICES INC.
47173 Benicia Street, Fremont, CA 94538; USA TEL:(510) 319-4000 FAX:(510) 661-0888
This report shall not be reproduced except in full, without the written approval of UL Verification Services Inc.

VERTICAL RESULT

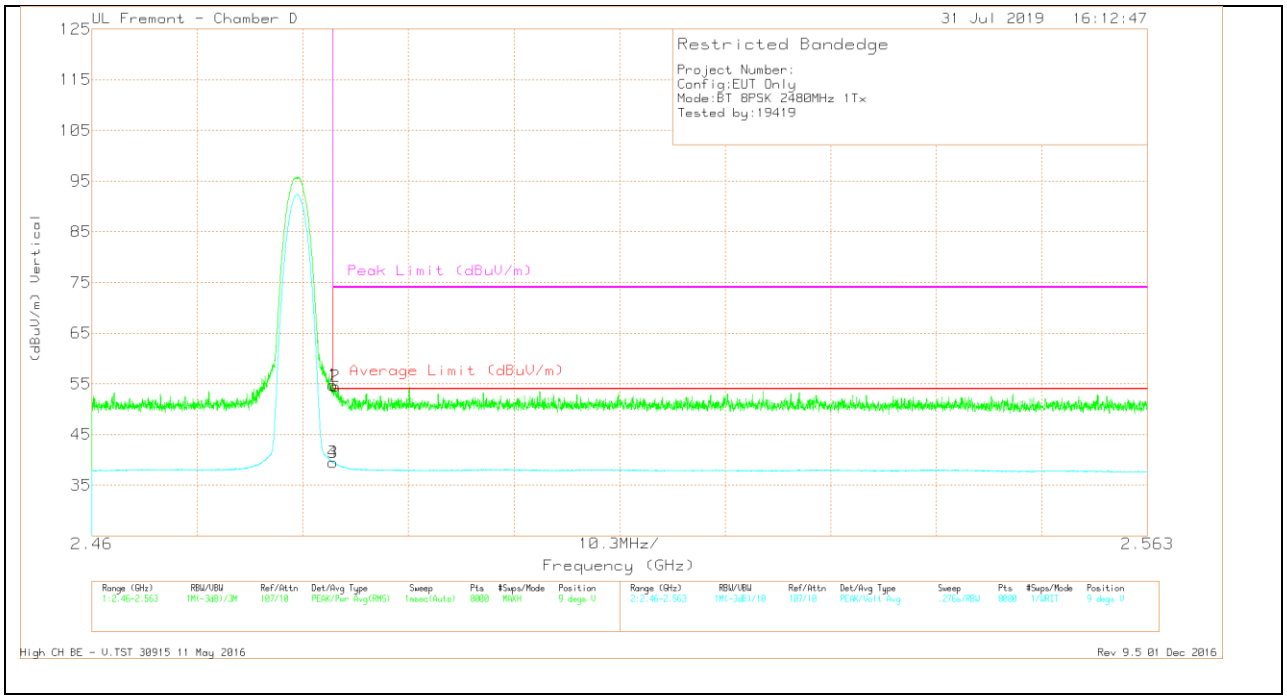

Marker	Frequency (GHz)	Meter Reading (dBuV)	Det	AF T712 (dB/m)	Amp/Cbl/Fltr/Pad (dB)	Corrected Reading (dBuV/m)	Average Limit (dBuV/m)	Margin (dB)	Peak Limit (dBuV/m)	PK Margin (dB)	Azimuth (Degs)	Height (cm)	Polarity
1	* 2.484	42.98	Pk	32.4	-20.6	54.78	-	-	74	-19.22	9	363	V
2	* 2.484	42.73	Pk	32.4	-20.6	54.53	-	-	74	-19.47	9	363	V
3	* 2.484	27.66	VA1T	32.4	-20.6	39.46	54	-14.54	-	-	9	363	V
4	* 2.484	27.65	VA1T	32.4	-20.6	39.45	54	-14.55	-	-	9	363	V

* - indicates frequency in CFR47 Pt 15 / IC RSS-Restricted Band
Pk - Peak detector
VA1T - FHSS: Linear Voltage Average VB=1/Ton where: Ton is transmit duration
High CH BE - V.TST 30915 11 May 2016
Rev 9.5 01 Dec 2016

UL VERIFICATION SERVICES INC.
47173 Benicia Street, Fremont, CA 94538; USA TEL:(510) 319-4000 FAX:(510) 661-0888
This report shall not be reproduced except in full, without the written approval of UL Verification Services Inc.

HARMONICS AND SPURIOUS EMISSIONS

LOW CHANNEL RESULTS

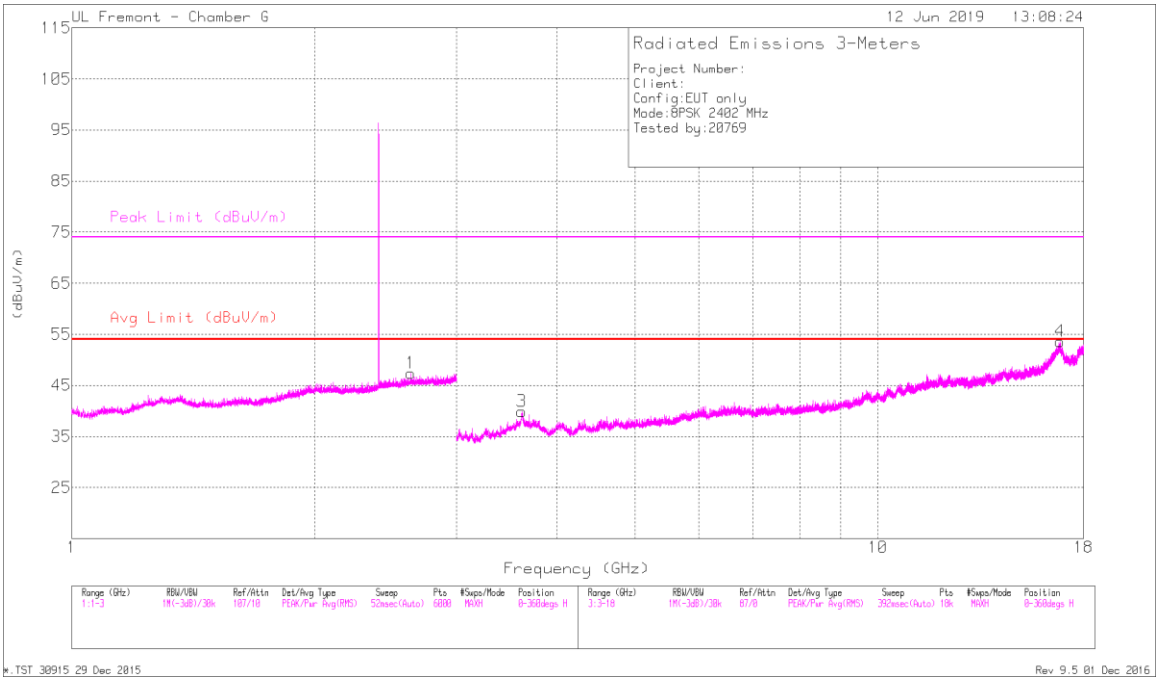

HORIZONTAL

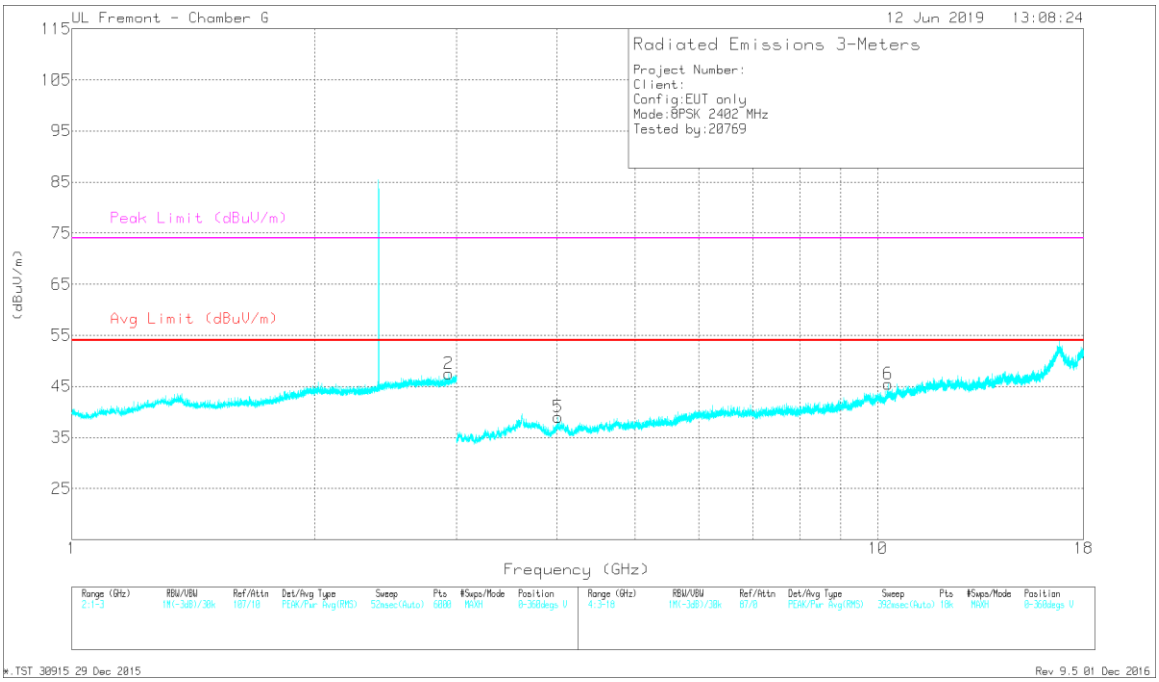

VERTICAL

UL VERIFICATION SERVICES INC.
47173 Benicia Street, Fremont, CA 94538; USA TEL:(510) 319-4000 FAX:(510) 661-0888
This report shall not be reproduced except in full, without the written approval of UL Verification Services Inc.

RADIATED EMISSIONS

Marker	Frequency (GHz)	Meter Reading (dBuV)	Det	AF T120 (dB/m)	Amp/Cbl/Fltr/Pad (dB)	Corrected Reading (dBuV/m)	Avg Limit (dBuV/m)	Margin (dB)	Peak Limit (dBuV/m)	PK Margin (dB)	Azimuth (Degs)	Height (cm)	Polarity
3	* 3.615	39.43	PKFH	35.5	-30.2	44.73	-	-	74	-29.27	185	296	H
	* 3.616	28.13	VA1T	35.6	-30.1	33.63	54	-20.37	-	-	185	296	H
5	* 4.011	39.29	PKFH	33.6	-29.1	43.79	-	-	74	-30.21	135	265	V
	* 4.015	27.48	VA1T	33.6	-29.2	31.88	54	-22.12	-	-	135	265	V
1	2.633	42.06	PKFH	32.6	-22	52.66	-	-	74	-21.34	174	207	H
2	2.935	41.19	PKFH	32.6	-21.7	52.09	-	-	74	-21.91	29	176	V
6	10.305	35.85	PKFH	37.7	-23.7	49.85	-	-	74	-24.15	177	161	V
4	16.82	35.46	PKFH	41.7	-18.1	59.06	-	-	74	-14.94	132	265	H

* - indicates frequency in CFR47 Pt 15 / IC RSS-Restricted Band
PKFH - FHSS: RB=100k/1MHz VB=3 x RB, Peak
VA1T - FHSS: Linear Voltage Average VB=1/Ton where: Ton is transmit duration

UL VERIFICATION SERVICES INC.
47173 Benicia Street, Fremont, CA 94538; USA TEL:(510) 319-4000 FAX:(510) 661-0888
This report shall not be reproduced except in full, without the written approval of UL Verification Services Inc.

MID CHANNEL RESULTS

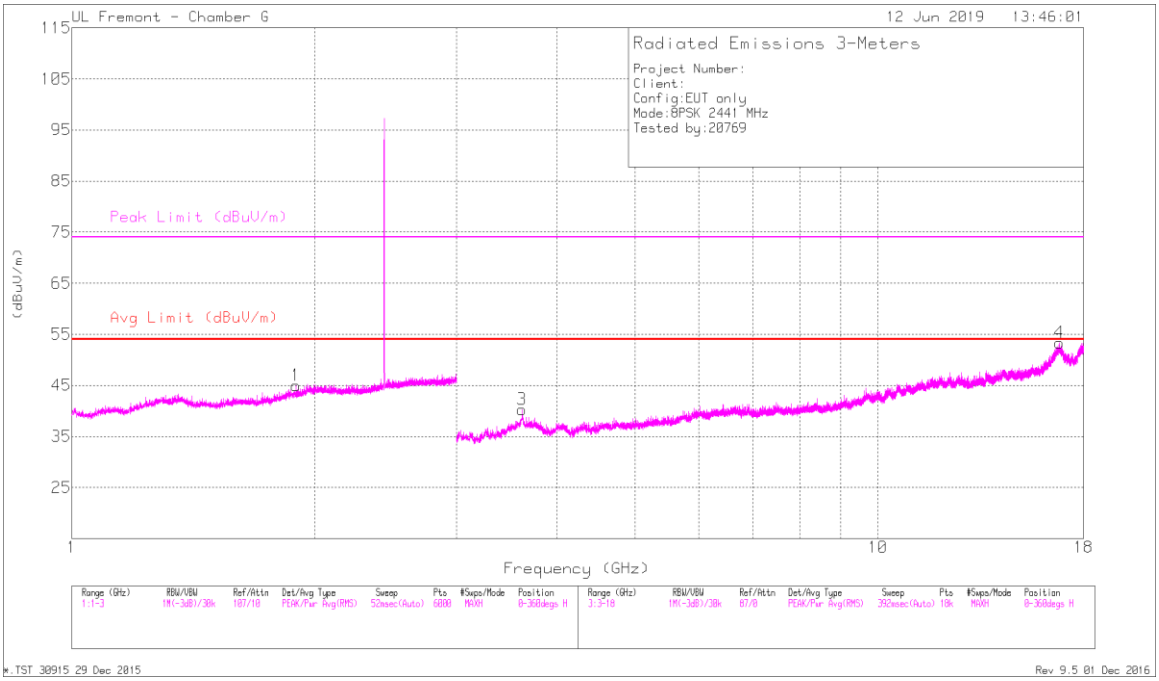

HORIZONTAL

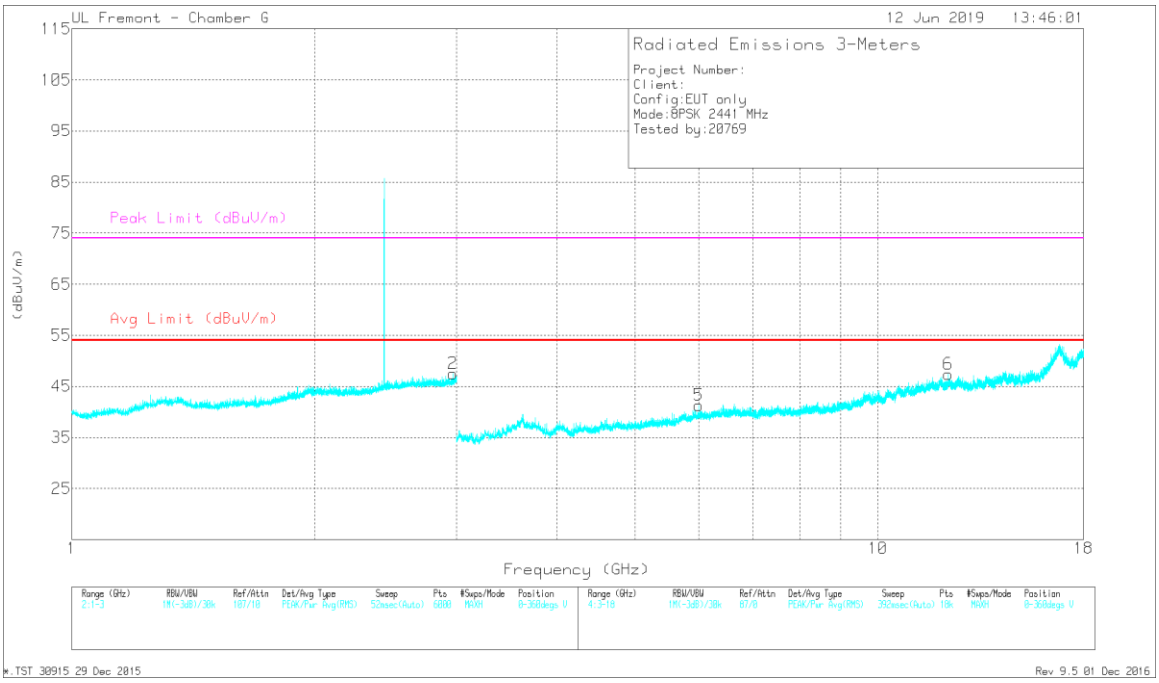

VERTICAL

UL VERIFICATION SERVICES INC.
47173 Benicia Street, Fremont, CA 94538; USA TEL:(510) 319-4000 FAX:(510) 661-0888
This report shall not be reproduced except in full, without the written approval of UL Verification Services Inc.

RADIATED EMISSIONS

Marker	Frequency (GHz)	Meter Reading (dBuV)	Det	AF T120 (dB/m)	Amp/Cbl/Fltr/Pad (dB)	Corrected Reading (dBuV/m)	Avg Limit (dBuV/m)	Margin (dB)	Peak Limit (dBuV/m)	PK Margin (dB)	Azimuth (Degs)	Height (cm)	Polarity
3	* 3.619	39.33	PKFH	35.7	-30.1	44.93	-	-	74	-29.07	241	111	H
	* 3.618	27.68	VA1T	35.7	-30.1	33.28	54	-20.72	-	-	241	111	H
6	* 12.227	34.67	PKFH	39.5	-22.3	51.87	-	-	74	-22.13	7	221	V
	* 12.229	23.31	VA1T	39.5	-22.3	40.51	54	-13.49	-	-	7	221	V
1	1.898	41.89	PKFH	31.2	-22.7	50.39	-	-	74	-23.61	58	306	H
2	2.969	40.45	PKFH	32.7	-21.6	51.55	-	-	74	-22.45	214	120	V
5	5.994	39.04	PKFH	35.6	-28.3	46.34	-	-	74	-27.66	212	190	V
4	16.796	35.88	PKFH	41.8	-17.5	60.18	-	-	74	-13.82	230	155	H

* - indicates frequency in CFR47 Pt 15 / IC RSS-Restricted Band
PKFH - FHSS: RB=100k/1MHz VB=3 x RB, Peak
VA1T - FHSS: Linear Voltage Average VB=1/Ton where: Ton is transmit duration

UL VERIFICATION SERVICES INC.
47173 Benicia Street, Fremont, CA 94538; USA TEL:(510) 319-4000 FAX:(510) 661-0888
This report shall not be reproduced except in full, without the written approval of UL Verification Services Inc.

HIGH CHANNEL RESULTS

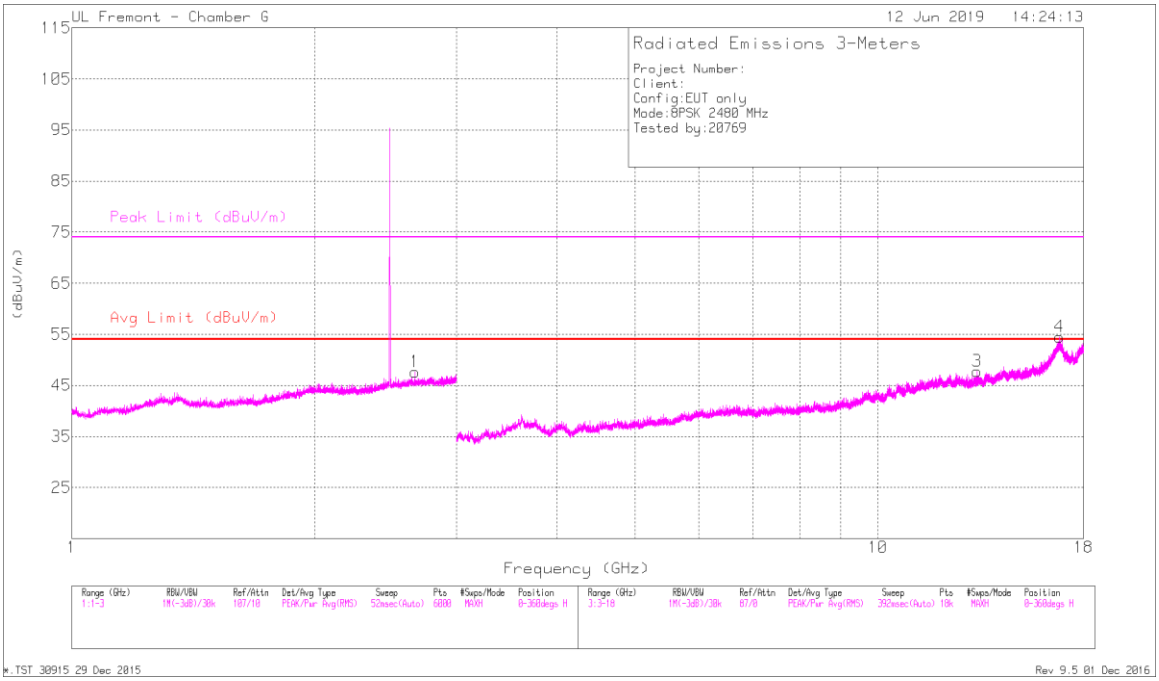

HORIZONTAL

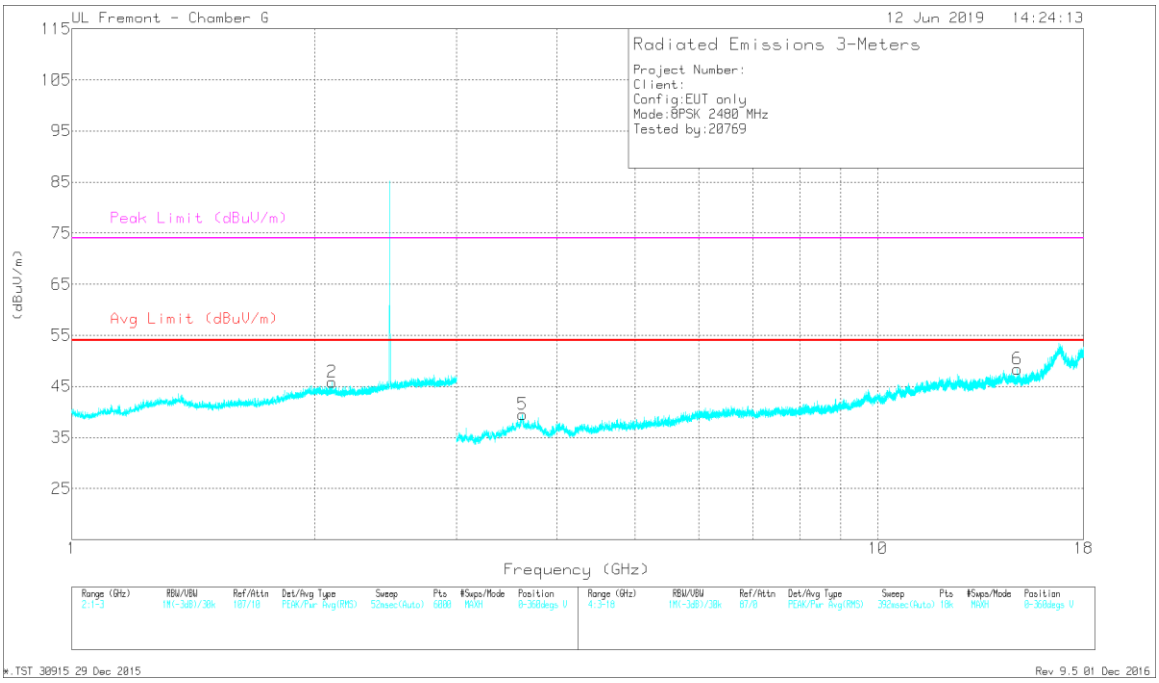

VERTICAL

UL VERIFICATION SERVICES INC.
47173 Benicia Street, Fremont, CA 94538; USA TEL:(510) 319-4000 FAX:(510) 661-0888
This report shall not be reproduced except in full, without the written approval of UL Verification Services Inc.

RADIATED EMISSIONS

Marker	Frequency (GHz)	Meter Reading (dBuV)	Det	AF T120 (dB/m)	Amp/Cbl/Fltr/Pad (dB)	Corrected Reading (dBuV/m)	Avg Limit (dBuV/m)	Margin (dB)	Peak Limit (dBuV/m)	PK Margin (dB)	Azimuth (Degs)	Height (cm)	Polarity
1	* 2.666	42.09	PKFH	32.6	-22	52.69	-	-	74	-21.31	1	384	H
	* 2.668	29.94	VA1T	32.5	-22	40.44	54	-13.56	-	-	1	384	H
3	* 13.291	36.44	PKFH	39.7	-23.4	52.74	-	-	74	-21.26	3	207	H
	* 13.29	24.2	VA1T	39.7	-23.4	40.5	54	-13.5	-	-	3	207	H
5	* 3.623	40.3	PKFH	35.6	-29.9	46	-	-	74	-28	225	310	V
	* 3.622	28.03	VA1T	35.6	-29.9	33.73	54	-20.27	-	-	225	310	V
2	2.104	40.53	PKFH	31.9	-22.4	50.03	-	-	74	-23.97	62	123	V
6	14.909	38.41	PKFH	40.4	-23.6	55.21	-	-	74	-18.79	359	171	V
4	16.803	35.31	PKFH	41.7	-17.6	59.41	-	-	74	-14.59	149	252	H

* - indicates frequency in CFR47 Pt 15 / IC RSS-Restricted Band
PKFH - FHSS: RB=100k/1MHz VB=3 x RB, Peak
VA1T - FHSS: Linear Voltage Average VB=1/Ton where: Ton is transmit duration

UL VERIFICATION SERVICES INC.
47173 Benicia Street, Fremont, CA 94538; USA TEL:(510) 319-4000 FAX:(510) 661-0888
This report shall not be reproduced except in full, without the written approval of UL Verification Services Inc.

9.2 BEAMFORMING, TRANSMITTER ABOVE 1 GHz

9.2.1 HIGH POWER BASIC DATA RATE GFSK MODULATION

BANDEDGE (LOW CHANNEL)

HORIZONTAL RESULT

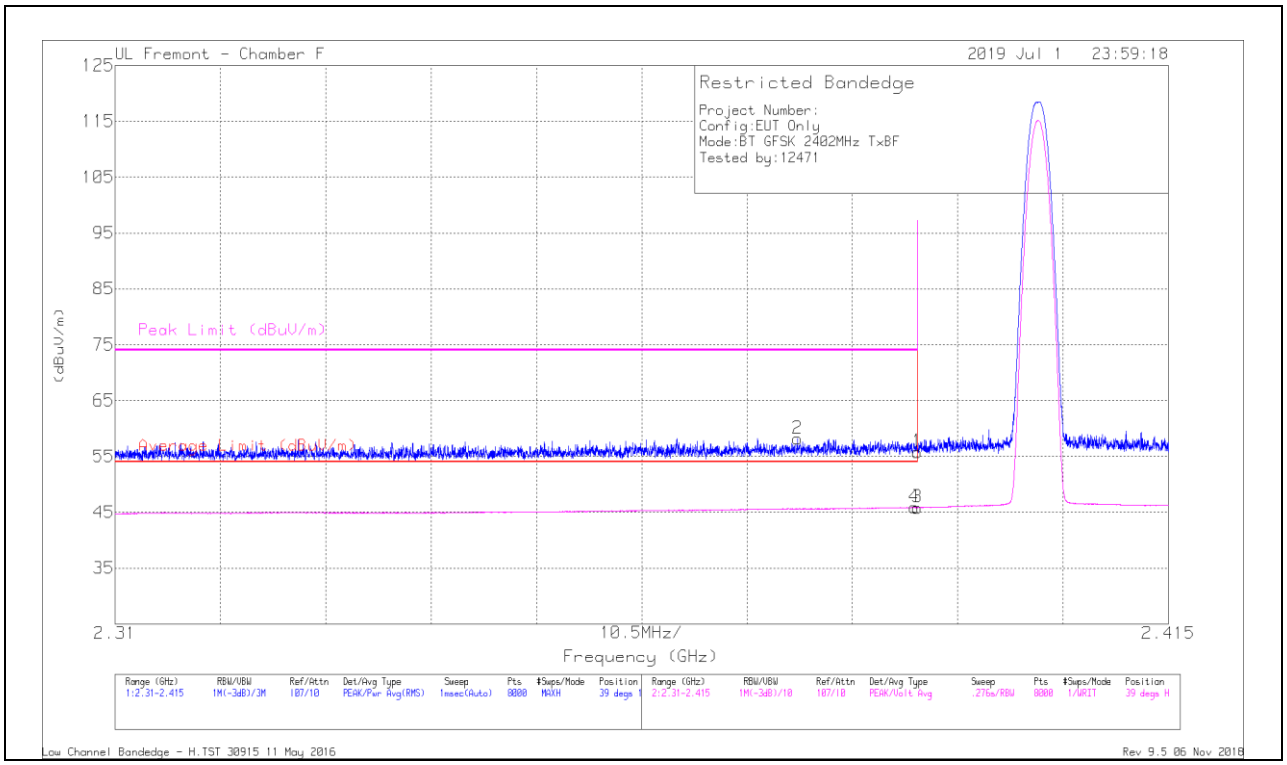

Marker	Frequency (GHz)	Meter Reading (dBuV)	Det	AF T345 (dB/m)	Amp/Cbl/Fltr /Pad (dB)	Corrected Reading (dBuV/m)	Average Limit (dBuV/m)	Margin (dB)	Peak Limit (dBuV/m)	PK Margin (dB)	Azimuth (Degs)	Height (cm)	Polarity
1	* 2.39	38.27	Pk	32	-14.5	55.77	-	-	74	-18.23	39	123	H
2	* 2.378	40.68	Pk	31.9	-14.4	58.18	-	-	74	-15.82	39	123	H
3	* 2.39	28.33	VA1T	32	-14.5	45.83	54	-8.17	-	-	39	123	H
4	* 2.39	28.38	VA1T	32	-14.5	45.88	54	-8.12	-	-	39	123	H

* - indicates frequency in CFR47 Pt 15 / IC RSS-Restricted Band
Pk - Peak detector
VA1T - FHSS: Linear Voltage Average VB=1/Ton where: Ton is transmit duration

UL VERIFICATION SERVICES INC.
47173 Benicia Street, Fremont, CA 94538; USA TEL:(510) 319-4000 FAX:(510) 661-0888
This report shall not be reproduced except in full, without the written approval of UL Verification Services Inc.

VERTICAL RESULT

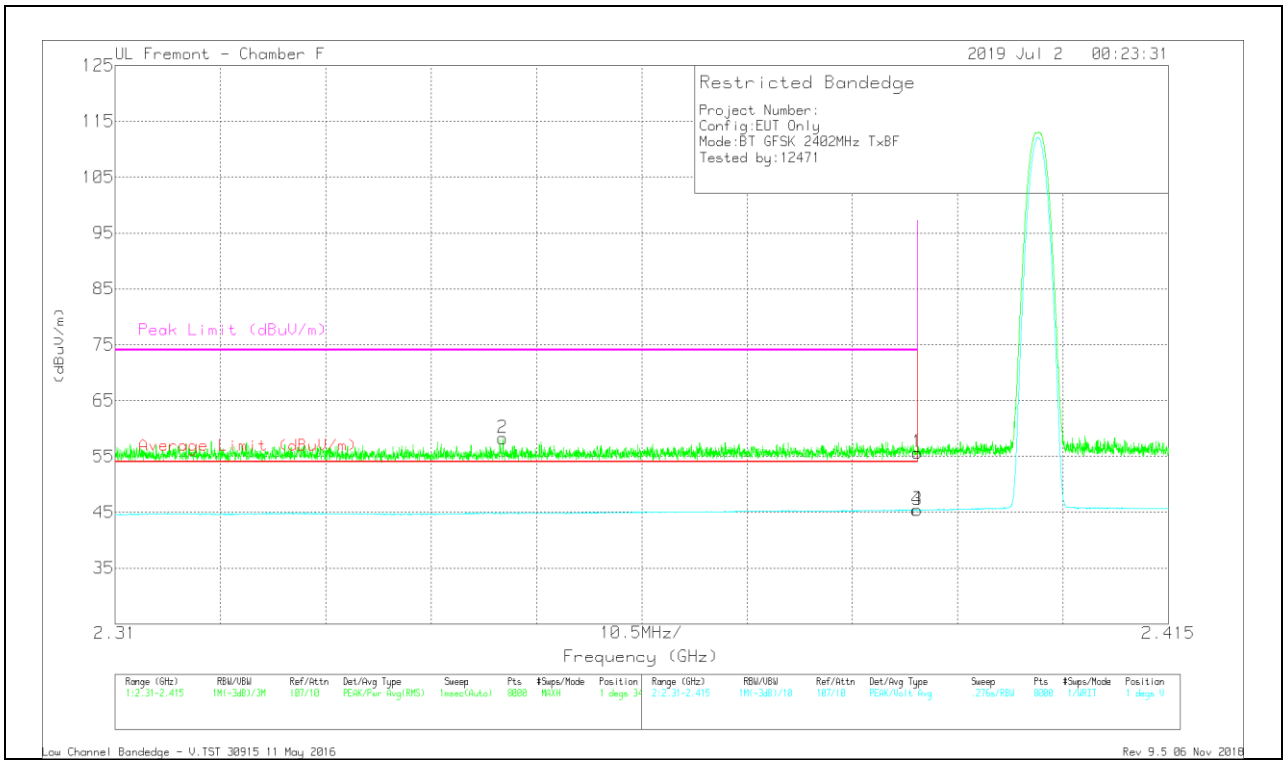

Marker	Frequency (GHz)	Meter Reading (dBuV)	Det	AF T345 (dB/m)	Amp/Cbl/Fltr /Pad (dB)	Corrected Reading (dBuV/m)	Average Limit (dBuV/m)	Margin (dB)	Peak Limit (dBuV/m)	PK Margin (dB)	Azimuth (Degs)	Height (cm)	Polarity
1	* 2.39	38.18	Pk	32	-14.5	55.68	-	-	74	-18.32	1	344	V
2	* 2.349	41.06	Pk	31.6	-14.4	58.26	-	-	74	-15.74	1	344	V
3	* 2.39	27.91	VA1T	32	-14.5	45.41	54	-8.59	-	-	1	344	V
4	* 2.39	27.92	VA1T	32	-14.5	45.42	54	-8.58	-	-	1	344	V

* - indicates frequency in CFR47 Pt 15 / IC RSS-Restricted Band
Pk - Peak detector
VA1T - FHSS: Linear Voltage Average VB=1/Ton where: Ton is transmit duration

UL VERIFICATION SERVICES INC.
47173 Benicia Street, Fremont, CA 94538; USA TEL:(510) 319-4000 FAX:(510) 661-0888
This report shall not be reproduced except in full, without the written approval of UL Verification Services Inc.

BANDEDGE (HIGH CHANNEL)

HORIZONTAL RESULT

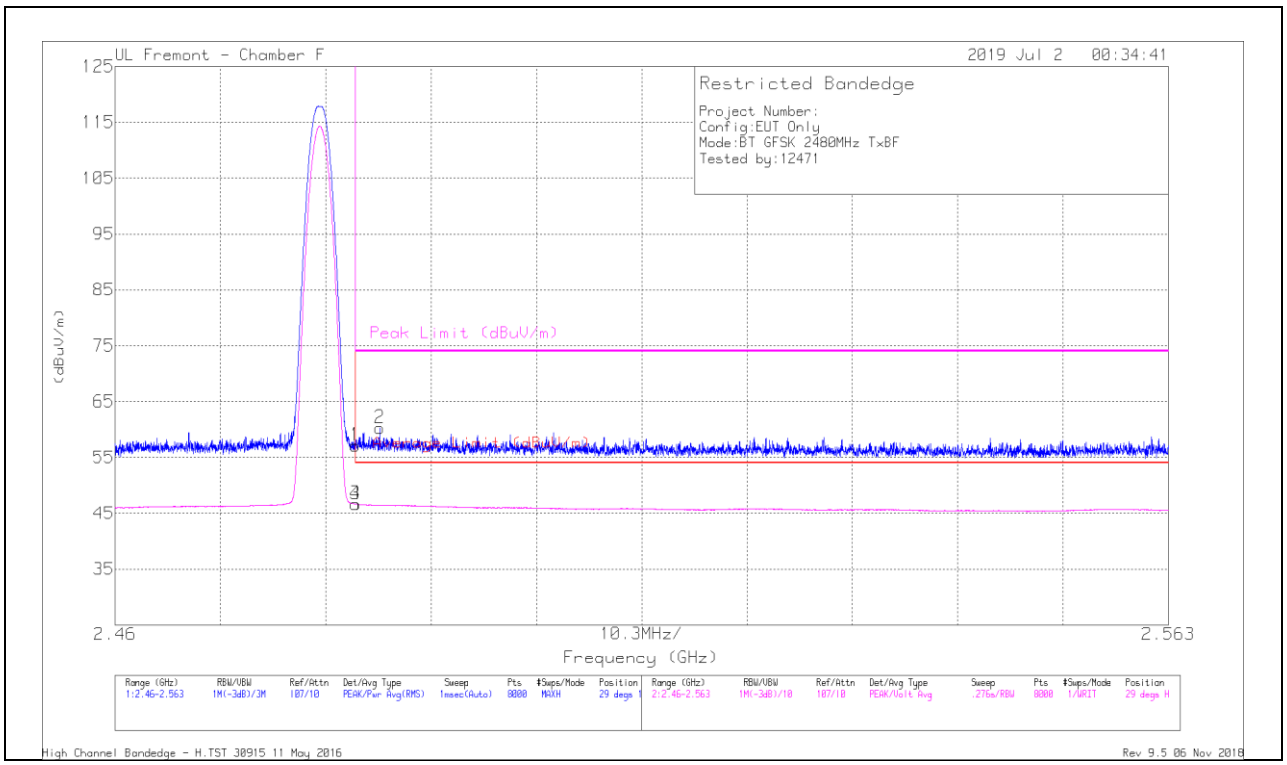

Marker	Frequency (GHz)	Meter Reading (dBuV)	Det	AF T345 (dB/m)	Amp/Cbl/Fltr /Pad (dB)	Corrected Reading (dBuV/m)	Average Limit (dBuV/m)	Margin (dB)	Peak Limit (dBuV/m)	PK Margin (dB)	Azimuth (Degs)	Height (cm)	Polarity
1	* 2.484	39.43	Pk	32.4	-14.7	57.13	-	-	74	-16.87	29	117	H
2	* 2.486	42.46	Pk	32.4	-14.6	60.26	-	-	74	-13.74	29	117	H
3	* 2.484	28.94	VA1T	32.4	-14.7	46.64	54	-7.36	-	-	29	117	H
4	* 2.484	28.95	VA1T	32.4	-14.7	46.65	54	-7.35	-	-	29	117	H

* - indicates frequency in CFR47 Pt 15 / IC RSS-Restricted Band
Pk - Peak detector
VA1T - FHSS: Linear Voltage Average VB=1/Ton where: Ton is transmit duration

UL VERIFICATION SERVICES INC.
47173 Benicia Street, Fremont, CA 94538; USA TEL:(510) 319-4000 FAX:(510) 661-0888
This report shall not be reproduced except in full, without the written approval of UL Verification Services Inc.

VERTICAL RESULT

Marker	Frequency (GHz)	Meter Reading (dBuV)	Det	AF T345 (dB/m)	Amp/Cbl/Fltr /Pad (dB)	Corrected Reading (dBuV/m)	Average Limit (dBuV/m)	Margin (dB)	Peak Limit (dBuV/m)	PK Margin (dB)	Azimuth (Degs)	Height (cm)	Polarity
1	* 2.484	38.07	Pk	32.4	-14.7	55.77	-	-	74	-18.23	104	319	V
2	2.504	40.49	Pk	32.4	-14.8	58.09	-	-	74	-15.91	104	319	V
3	* 2.484	27.61	VA1T	32.4	-14.7	45.31	54	-8.69	-	-	104	319	V
4	2.557	27.57	VA1T	32.3	-14.5	45.37	54	-8.63	-	-	104	319	V

* - indicates frequency in CFR47 Pt 15 / IC RSS-Restricted Band
Pk - Peak detector
VA1T - FHSS: Linear Voltage Average VB=1/Ton where: Ton is transmit duration

UL VERIFICATION SERVICES INC.
47173 Benicia Street, Fremont, CA 94538; USA TEL:(510) 319-4000 FAX:(510) 661-0888
This report shall not be reproduced except in full, without the written approval of UL Verification Services Inc.

HARMONICS AND SPURIOUS EMISSIONS

LOW CHANNEL RESULTS

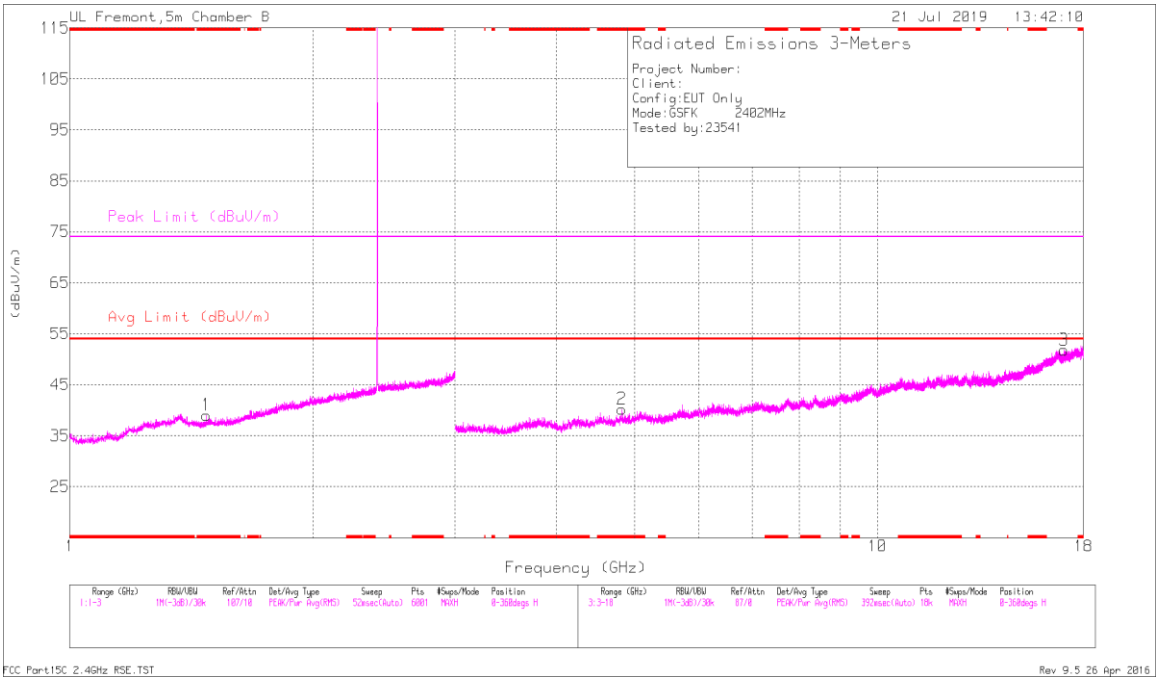

HORIZONTAL

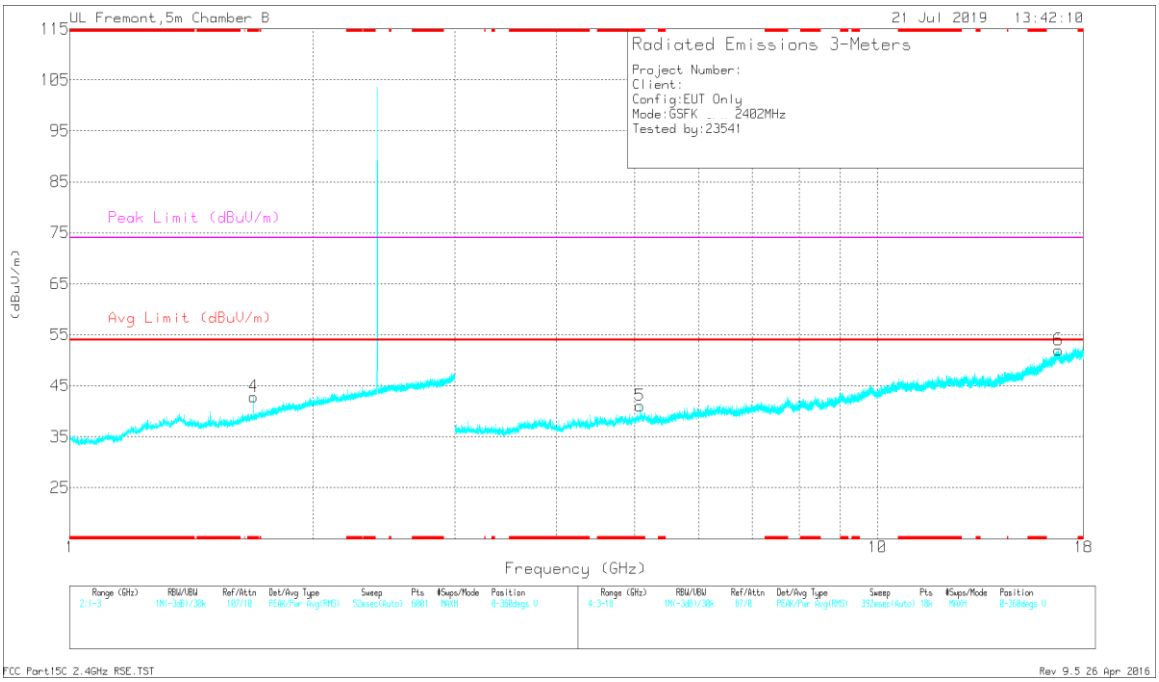

VERTICAL

UL VERIFICATION SERVICES INC.
47173 Benicia Street, Fremont, CA 94538; USA TEL:(510) 319-4000 FAX:(510) 661-0888
This report shall not be reproduced except in full, without the written approval of UL Verification Services Inc.

RADIATED EMISSIONS

Markers	Frequency (GHz)	Meter Reading (dBuV)	Det	AF T344 (dB/m)	Amp/Cbl/Fltr/ Pad (dB)	Corrected Reading (dBuV/m)	Avg Limit (dBuV/m)	Margin (dB)	Peak Limit (dBuV/m)	PK Margin (dB)	Azimuth (Degs)	Height (cm)	Polarity
1	* 1.478	35.33	PKFH	28.2	-19.5	44.03	-	-	74	-29.97	207	301	H
	* 1.477	23.5	VA1T	28.2	-19.5	32.2	54	-21.8	-	-	207	301	H
4	* 1.688	35.28	PKFH	28.7	-19.1	44.88	-	-	74	-29.12	355	257	V
	* 1.691	23.95	VA1T	28.7	-19.1	33.55	54	-20.45	-	-	355	257	V
2	* 4.825	35.95	PKFH	34.2	-24.6	45.55	-	-	74	-28.45	155	260	H
	* 4.826	24.42	VA1T	34.2	-24.6	34.02	54	-19.98	-	-	155	260	H
5	* 5.079	36.12	PKFH	34.2	-23.9	46.42	-	-	74	-27.58	237	236	V
	* 5.078	23.73	VA1T	34.2	-23.9	34.03	54	-19.97	-	-	237	236	V
6	16.75	31.5	PKFH	42.3	-15.8	58	-	-	74	-16	46	239	V
3	17.023	30.89	PKFH	41.8	-15.5	57.19	-	-	74	-16.81	220	117	H

* - indicates frequency in CFR47 Pt 15 / IC RSS-Restricted Band
PKFH - FHSS: RB=100k/1MHz VB=3 x RB, Peak
VA1T - FHSS: Linear Voltage Average VB=1/Ton where: Ton is transmit duration

UL VERIFICATION SERVICES INC.
47173 Benicia Street, Fremont, CA 94538; USA TEL:(510) 319-4000 FAX:(510) 661-0888
This report shall not be reproduced except in full, without the written approval of UL Verification Services Inc.

MID CHANNEL RESULTS

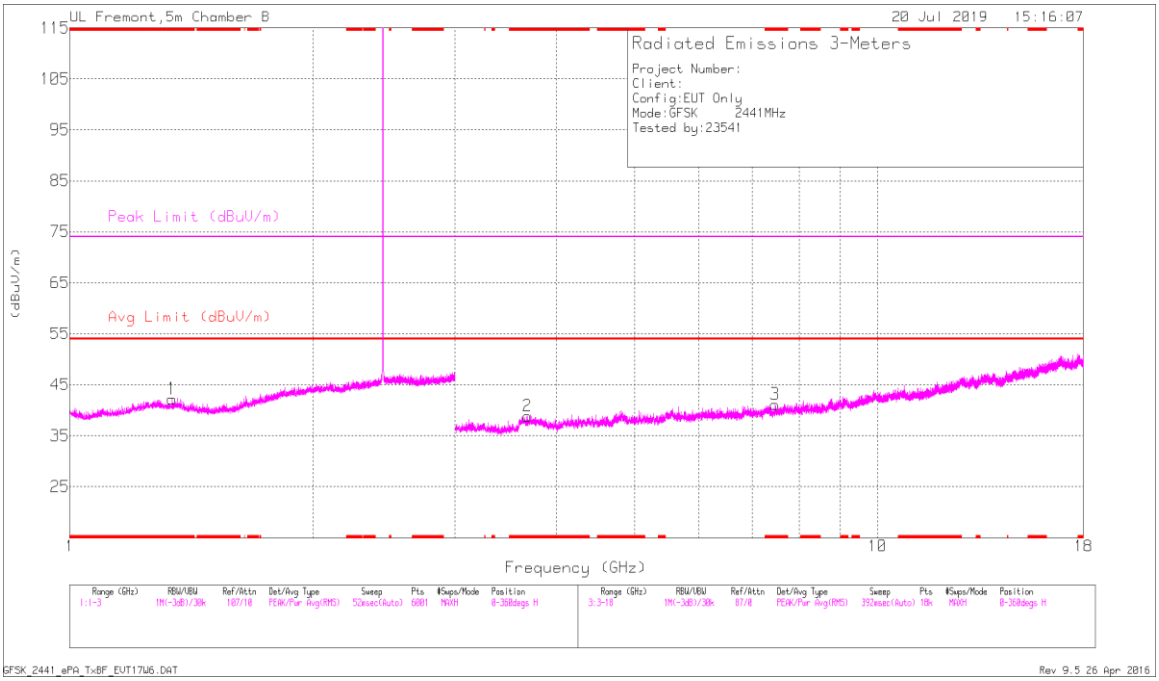

HORIZONTAL

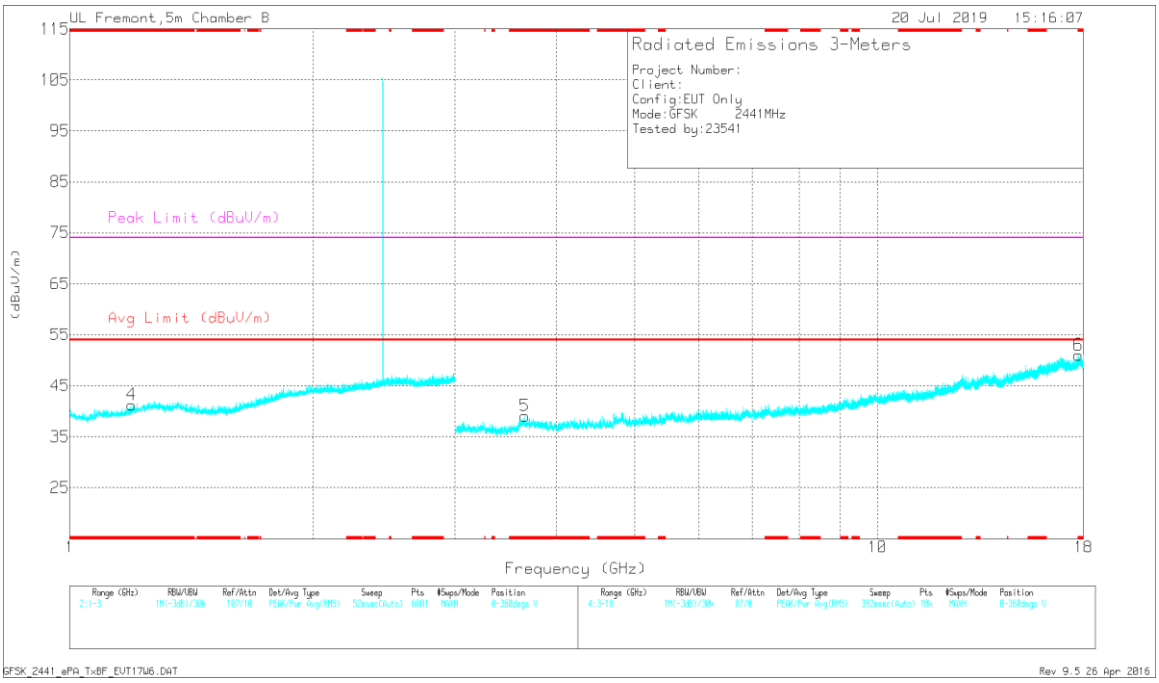

VERTICAL

UL VERIFICATION SERVICES INC.
47173 Benicia Street, Fremont, CA 94538; USA TEL:(510) 319-4000 FAX:(510) 661-0888
This report shall not be reproduced except in full, without the written approval of UL Verification Services Inc.

RADIATED EMISSIONS

Markers	Frequency (GHz)	Meter Reading (dBuV)	Det	AF T863 (dB/m)	Amp/Cbl/Fltr/Pad (dB)	Corrected Reading (dBuV/m)	Avg Limit (dBuV/m)	Margin (dB)	Peak Limit (dBuV/m)	PK Margin (dB)	Azimuth (Degs)	Height (cm)	Polarity
1	* 1.337	44	PKFH	28.9	-25.3	47.6	-	-	74	-26.4	233	319	H
	* 1.338	31.88	VA1T	28.8	-25.3	35.38	54	-18.62	-	-	233	319	H
4	* 1.194	43.94	PKFH	28.4	-25.6	46.74	-	-	74	-27.26	202	231	V
	* 1.192	32.02	VA1T	28.3	-25.6	34.72	54	-19.28	-	-	202	231	V
2	* 3.686	40.26	PKFH	33.1	-30.2	43.16	-	-	74	-30.84	127	191	H
	* 3.689	28.65	VA1T	33.1	-30.2	31.55	54	-22.45	-	-	127	191	H
3	* 7.471	38.44	PKFH	36	-27.5	46.94	-	-	74	-27.06	288	260	H
	* 7.473	25.68	VA1T	36	-27.4	34.28	54	-19.72	-	-	288	260	H
5	* 3.658	39.49	PKFH	33	-29.5	42.99	-	-	74	-31.01	17	200	V
	* 3.659	27.99	VA1T	33	-29.6	31.39	54	-22.61	-	-	17	200	V
6	* 17.735	33.85	PKFH	41.3	-18.6	56.55	-	-	74	-17.45	224	268	V
	* 17.733	22.08	VA1T	41.4	-18.6	44.88	54	-9.12	-	-	224	268	V

* - indicates frequency in CFR47 Pt 15 / IC RSS-Restricted Band
PKFH - FHSS: RB=100k/1MHz VB=3 x RB, Peak
VA1T - FHSS: Linear Voltage Average VB=1/Ton where: Ton is transmit duration

UL VERIFICATION SERVICES INC.
47173 Benicia Street, Fremont, CA 94538; USA TEL:(510) 319-4000 FAX:(510) 661-0888
This report shall not be reproduced except in full, without the written approval of UL Verification Services Inc.

HIGH CHANNEL RESULTS

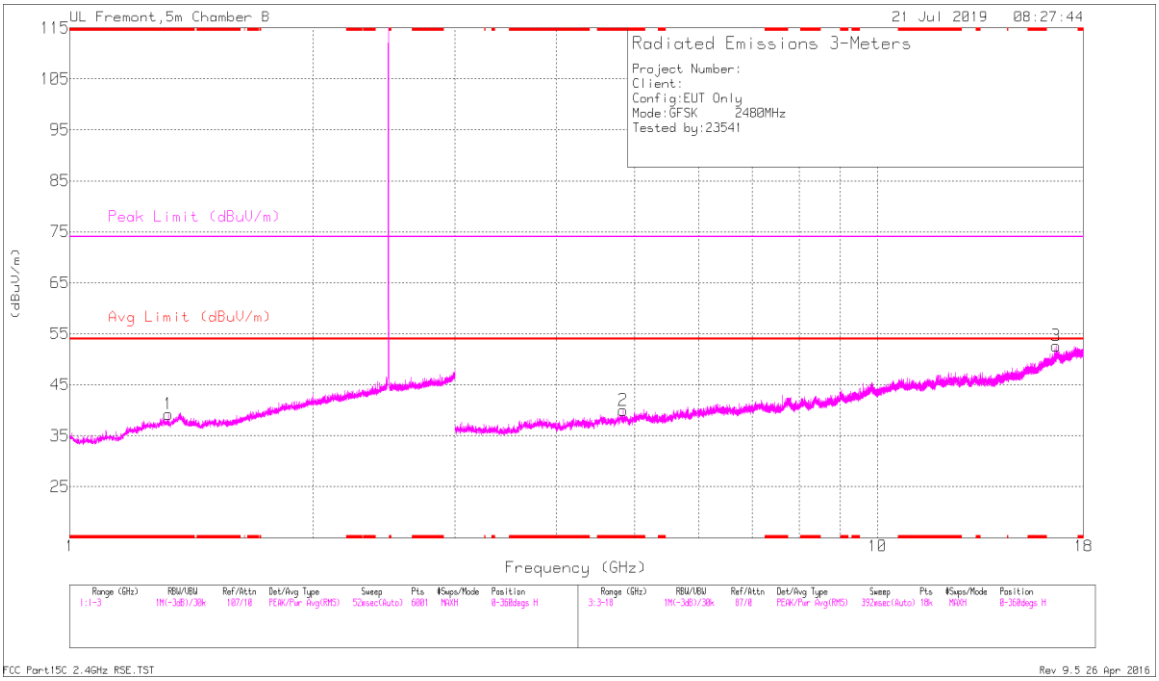

HORIZONTAL

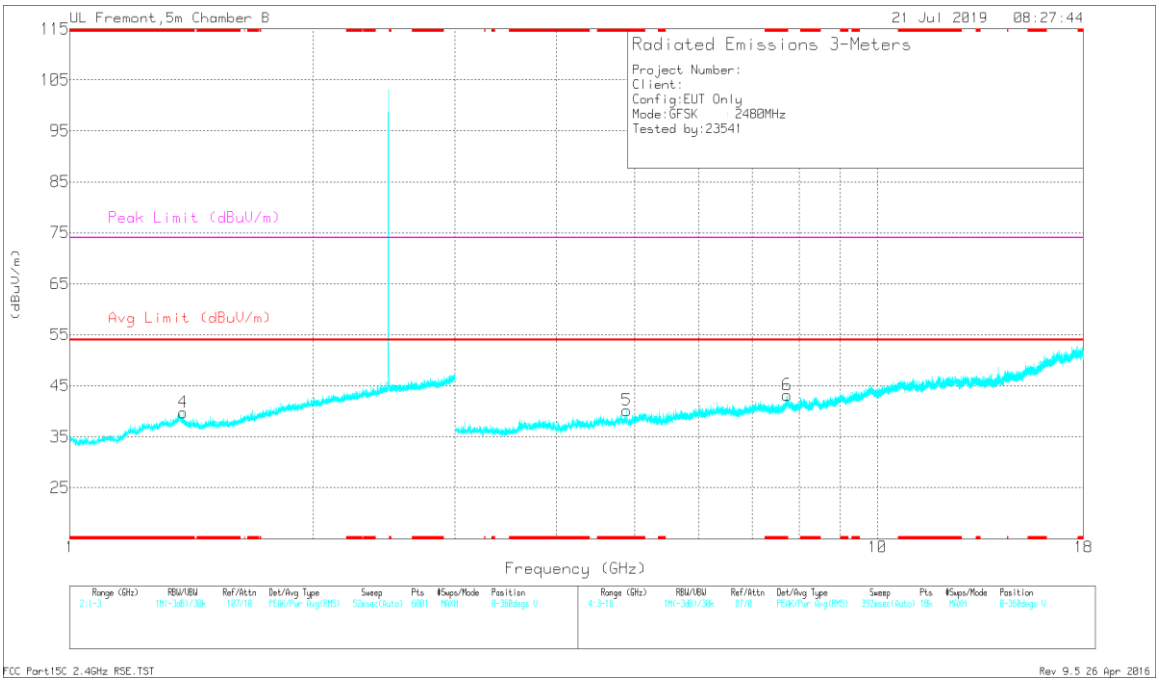

VERTICAL

UL VERIFICATION SERVICES INC.
47173 Benicia Street, Fremont, CA 94538; USA TEL:(510) 319-4000 FAX:(510) 661-0888
This report shall not be reproduced except in full, without the written approval of UL Verification Services Inc.

RADIATED EMISSIONS

Markers	Frequency (GHz)	Meter Reading (dBuV)	Det	AF T344 (dB/m)	Amp/Cbl/Fltr/Pad (dB)	Corrected Reading (dBuV/m)	Avg Limit (dBuV/m)	Margin (dB)	Peak Limit (dBuV/m)	PK Margin (dB)	Azimuth (Degs)	Height (cm)	Polarity
1	* 1.323	35.38	PKFH	28.8	-19.9	44.28	-	-	74	-29.72	35	225	H
	* 1.323	23.62	VA1T	28.8	-19.9	32.52	54	-21.48	-	-	35	225	H
4	* 1.382	35.01	PKFH	29.1	-19.6	44.51	-	-	74	-29.49	12	341	V
	* 1.381	23.71	VA1T	29.1	-19.6	33.21	54	-20.79	-	-	12	341	V
2	* 4.841	36.19	PKFH	34.3	-24.8	45.69	-	-	74	-28.31	61	164	H
	* 4.842	24.14	VA1T	34.2	-24.8	33.54	54	-20.46	-	-	61	164	H
5	* 4.892	36.17	PKFH	34.1	-25.4	44.87	-	-	74	-29.13	91	256	V
	* 4.895	24.95	VA1T	34.1	-25.3	33.75	54	-20.25	-	-	91	256	V
6	* 7.731	33.2	PKFH	35.7	-20.9	48	-	-	74	-26	54	397	V
	* 7.731	22.11	VA1T	35.7	-21	36.81	54	-17.19	-	-	54	397	V
3	16.653	31.07	PKFH	42.2	-16.4	56.87	-	-	74	-17.13	0	356	H

* - indicates frequency in CFR47 Pt 15 / IC RSS-Restricted Band
PKFH - FHSS: RB=100k/1MHz VB=3 x RB, Peak
VA1T - FHSS: Linear Voltage Average VB=1/Ton where: Ton is transmit duration

UL VERIFICATION SERVICES INC.
47173 Benicia Street, Fremont, CA 94538; USA TEL:(510) 319-4000 FAX:(510) 661-0888
This report shall not be reproduced except in full, without the written approval of UL Verification Services Inc.

9.2.2 HIGH POWER ENHANCED DATA RATE 8PSK MODULATION

BANDEDGE (LOW CHANNEL)

HORIZONTAL RESULT

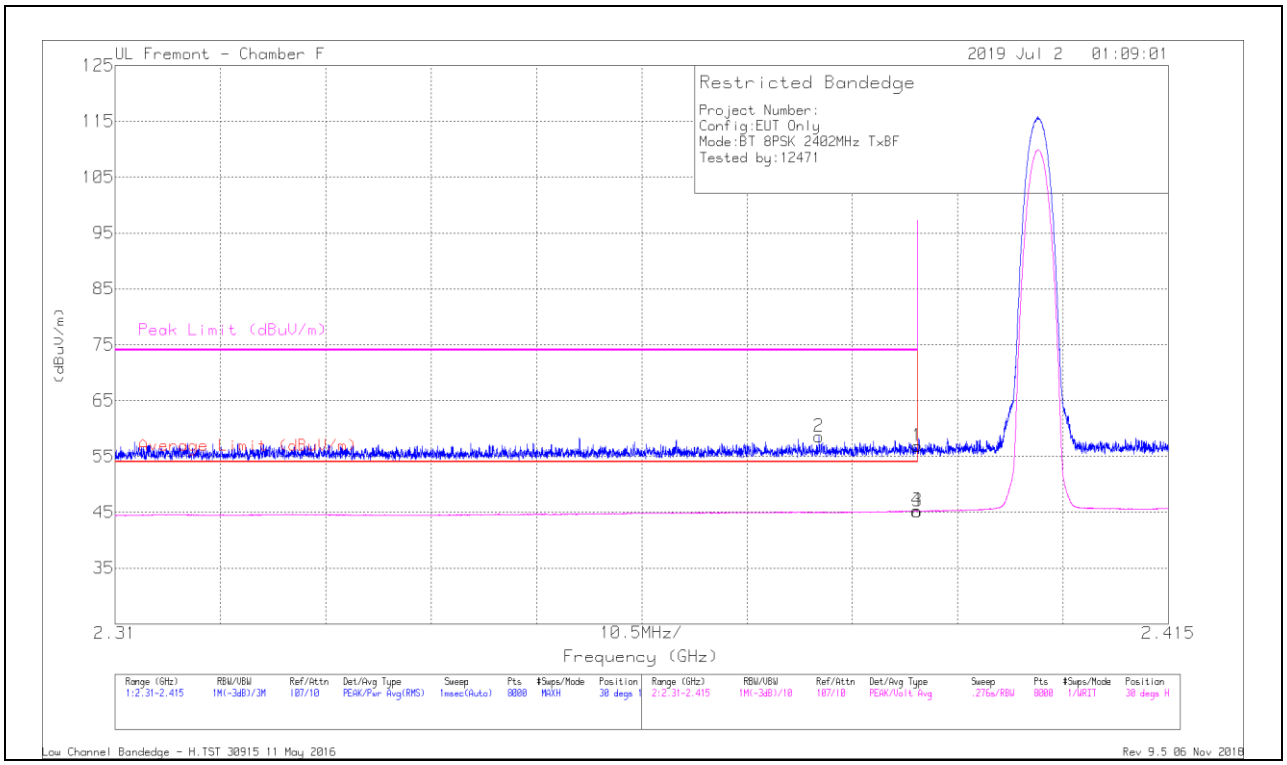

Marker	Frequency (GHz)	Meter Reading (dBuV)	Det	AF T345 (dB/m)	Amp/Cbl/Fltr /Pad (dB)	Corrected Reading (dBuV/m)	Average Limit (dBuV/m)	Margin (dB)	Peak Limit (dBuV/m)	PK Margin (dB)	Azimuth (Degs)	Height (cm)	Polarity
1	* 2.39	39.33	Pk	32	-14.5	56.83	-	-	74	-17.17	30	126	H
2	* 2.38	41.15	Pk	31.9	-14.5	58.55	-	-	74	-15.45	30	126	H
3	* 2.39	27.7	VA1T	32	-14.5	45.2	54	-8.8	-	-	30	126	H
4	* 2.39	27.74	VA1T	32	-14.5	45.24	54	-8.76	-	-	30	126	H

* - indicates frequency in CFR47 Pt 15 / IC RSS-Restricted Band
Pk - Peak detector
VA1T - FHSS: Linear Voltage Average VB=1/Ton where: Ton is transmit duration

UL VERIFICATION SERVICES INC.
47173 Benicia Street, Fremont, CA 94538; USA TEL:(510) 319-4000 FAX:(510) 661-0888
This report shall not be reproduced except in full, without the written approval of UL Verification Services Inc.

VERTICAL RESULT

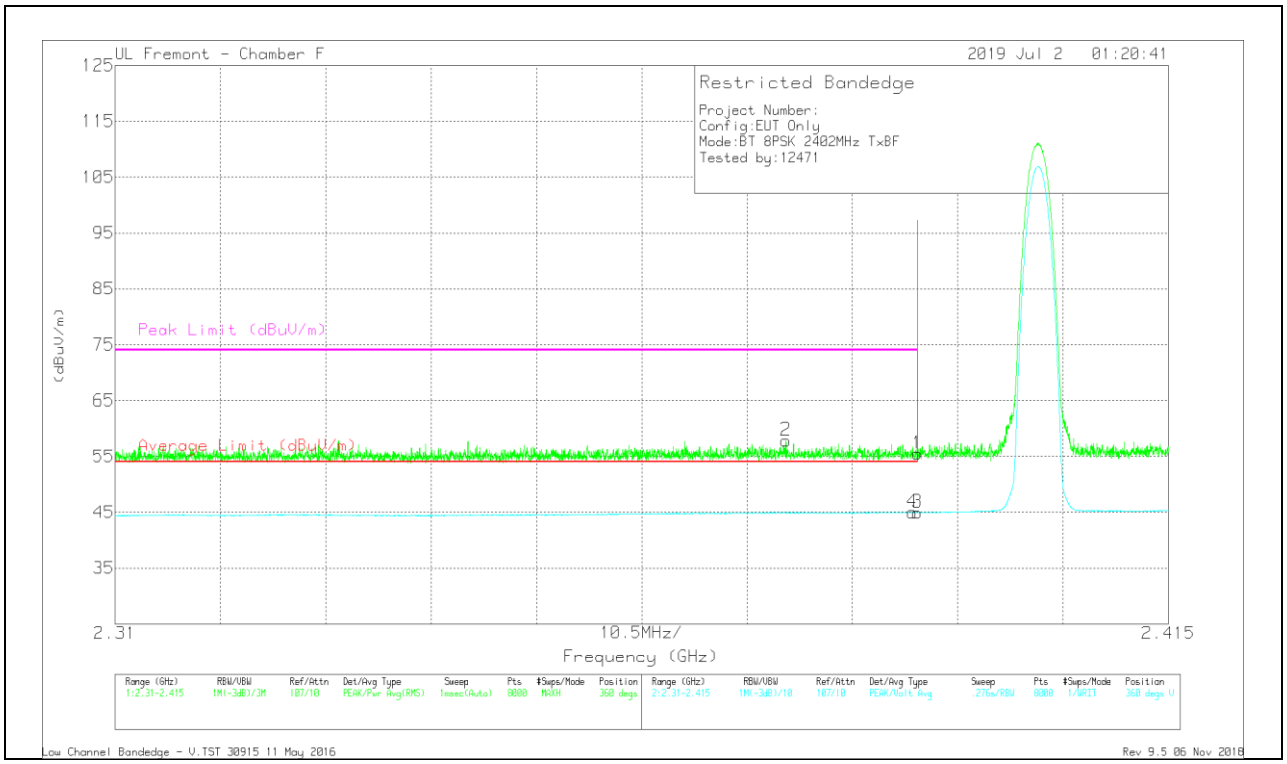

Marker	Frequency (GHz)	Meter Reading (dBuV)	Det	AF T345 (dB/m)	Amp/Cbl/Fltr /Pad (dB)	Corrected Reading (dBuV/m)	Average Limit (dBuV/m)	Margin (dB)	Peak Limit (dBuV/m)	PK Margin (dB)	Azimuth (Degs)	Height (cm)	Polarity
1	* 2.39	38	Pk	32	-14.5	55.5	-	-	74	-18.5	360	343	V
2	* 2.377	40.34	Pk	31.9	-14.4	57.84	-	-	74	-16.16	360	343	V
3	* 2.39	27.47	VA1T	32	-14.5	44.97	54	-9.03	-	-	360	343	V
4	* 2.389	27.5	VA1T	32	-14.5	45	54	-9	-	-	360	343	V

* - indicates frequency in CFR47 Pt 15 / IC RSS-Restricted Band
Pk - Peak detector
VA1T - FHSS: Linear Voltage Average VB=1/Ton where: Ton is transmit duration

UL VERIFICATION SERVICES INC.
47173 Benicia Street, Fremont, CA 94538; USA TEL:(510) 319-4000 FAX:(510) 661-0888
This report shall not be reproduced except in full, without the written approval of UL Verification Services Inc.

BANDEDGE (HIGH CHANNEL)

HORIZONTAL RESULT

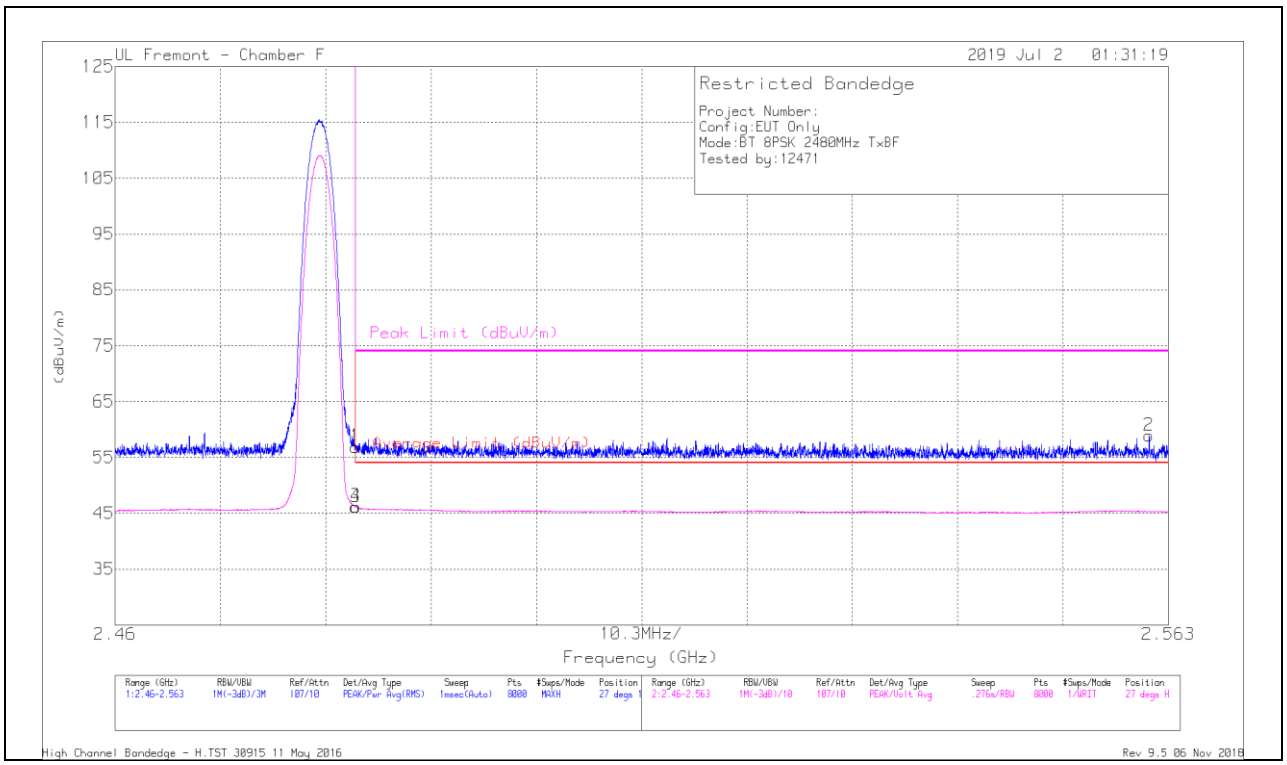

Marker	Frequency (GHz)	Meter Reading (dBuV)	Det	AF T345 (dB/m)	Amp/Cbl/Fltr /Pad (dB)	Corrected Reading (dBuV/m)	Average Limit (dBuV/m)	Margin (dB)	Peak Limit (dBuV/m)	PK Margin (dB)	Azimuth (Degs)	Height (cm)	Polarity
1	* 2.484	39.2	Pk	32.4	-14.7	56.9	-	-	74	-17.1	27	114	H
2	2.561	41.09	Pk	32.4	-14.6	58.89	-	-	74	-15.11	27	114	H
3	* 2.484	28.46	VA1T	32.4	-14.7	46.16	54	-7.84	-	-	27	114	H
4	* 2.484	28.46	VA1T	32.4	-14.7	46.16	54	-7.84	-	-	27	114	H

* - indicates frequency in CFR47 Pt 15 / IC RSS-Restricted Band
Pk - Peak detector
VA1T - FHSS: Linear Voltage Average VB=1/Ton where: Ton is transmit duration

UL VERIFICATION SERVICES INC.
47173 Benicia Street, Fremont, CA 94538; USA TEL:(510) 319-4000 FAX:(510) 661-0888
This report shall not be reproduced except in full, without the written approval of UL Verification Services Inc.

VERTICAL RESULT

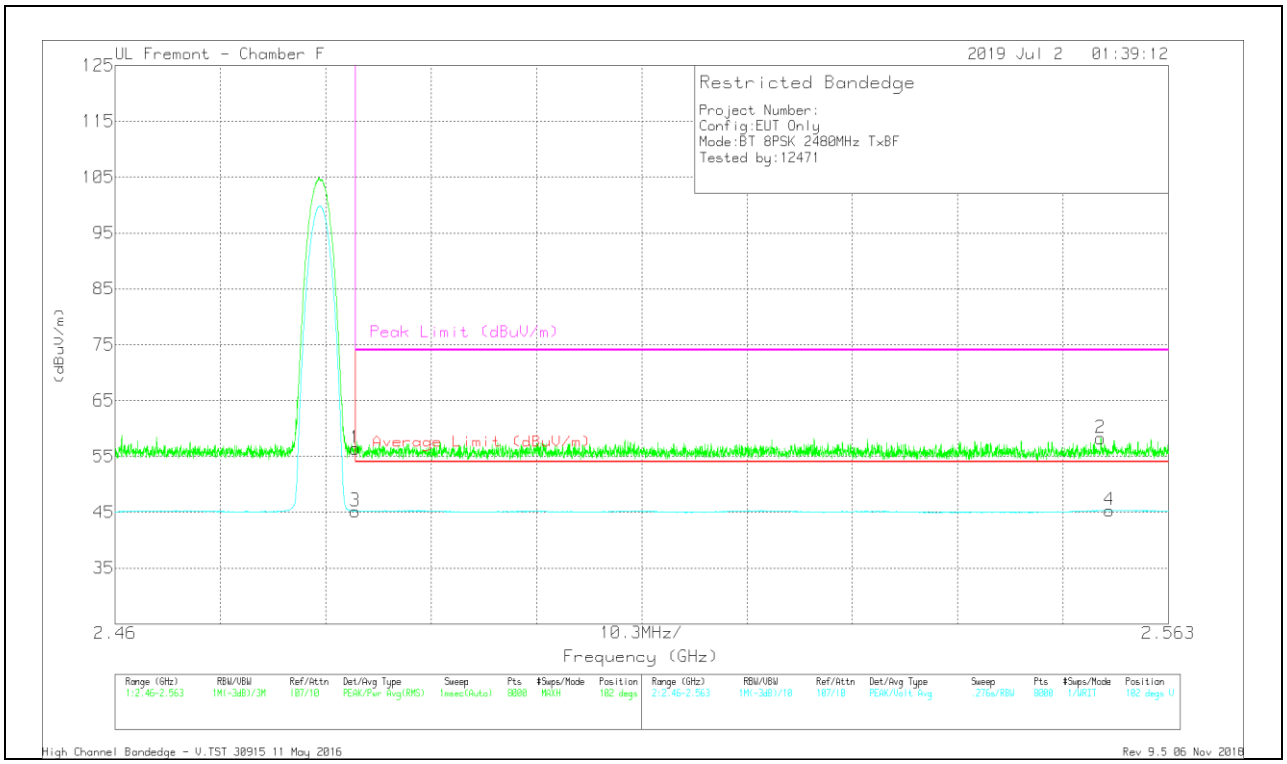

Marker	Frequency (GHz)	Meter Reading (dBuV)	Det	AF T345 (dB/m)	Amp/Cbl/Fltr /Pad (dB)	Corrected Reading (dBuV/m)	Average Limit (dBuV/m)	Margin (dB)	Peak Limit (dBuV/m)	PK Margin (dB)	Azimuth (Degs)	Height (cm)	Polarity
1	* 2.484	38.74	Pk	32.4	-14.7	56.44	-	-	74	-17.56	102	318	V
2	2.556	40.47	Pk	32.3	-14.5	58.27	-	-	74	-15.73	102	318	V
3	* 2.484	27.47	VA1T	32.4	-14.7	45.17	54	-8.83	-	-	102	317	V
4	2.557	27.45	VA1T	32.4	-14.5	45.35	54	-8.65	-	-	102	317	V

* - indicates frequency in CFR47 Pt 15 / IC RSS-Restricted Band
Pk - Peak detector
VA1T - FHSS: Linear Voltage Average VB=1/Ton where: Ton is transmit duration

UL VERIFICATION SERVICES INC.
47173 Benicia Street, Fremont, CA 94538; USA TEL:(510) 319-4000 FAX:(510) 661-0888
This report shall not be reproduced except in full, without the written approval of UL Verification Services Inc.

HARMONICS AND SPURIOUS EMISSIONS

LOW CHANNEL RESULTS

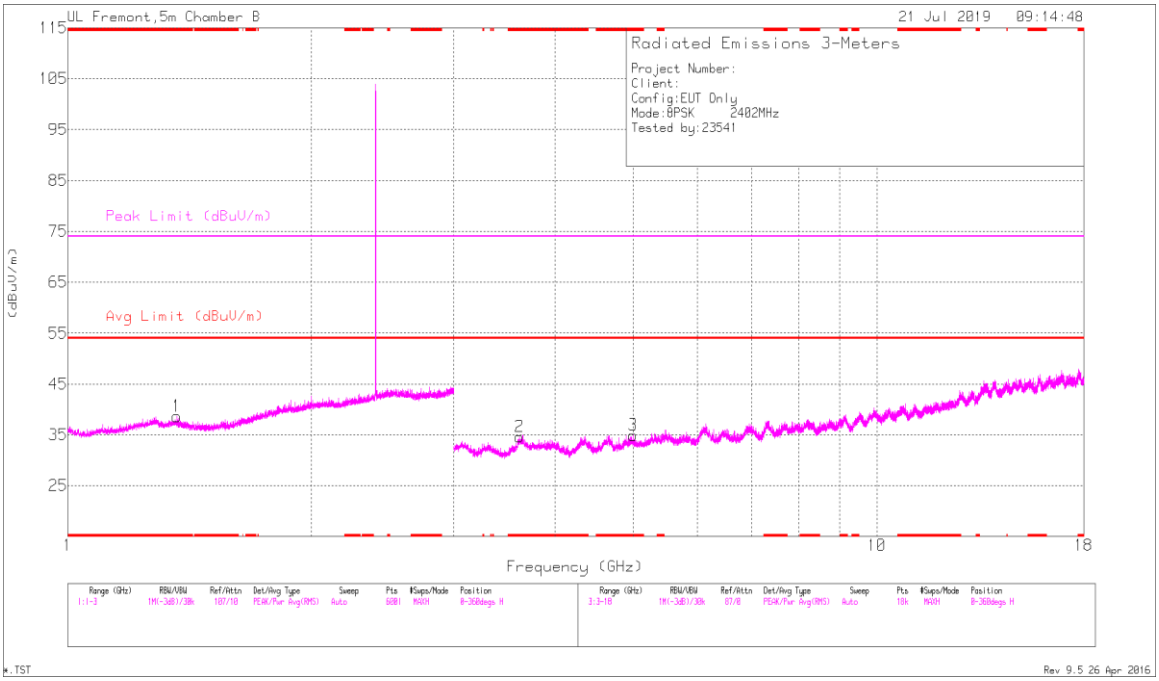

HORIZONTAL

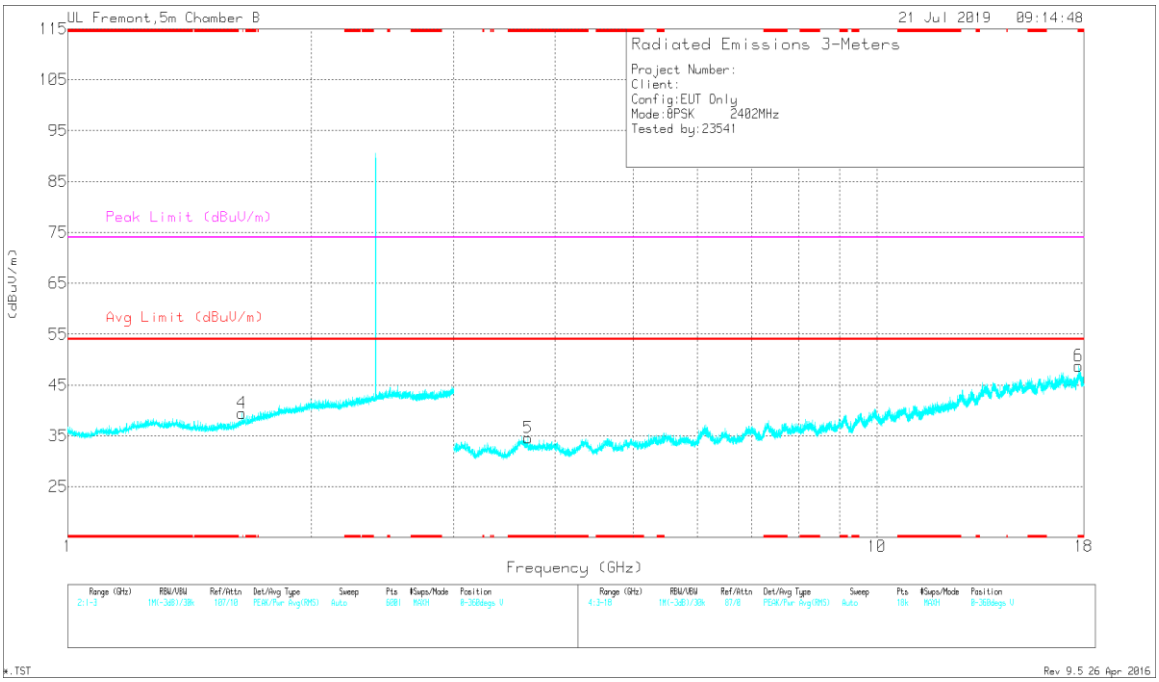

VERTICAL

UL VERIFICATION SERVICES INC.
47173 Benicia Street, Fremont, CA 94538; USA TEL:(510) 319-4000 FAX:(510) 661-0888

This report shall not be reproduced except in full, without the written approval of UL Verification Services Inc.

RADIATED EMISSIONS

Markers	Frequency (GHz)	Meter Reading (dBuV)	Det	AF T863 (dB/m)	Amp/Cbl/Fltr/Pad (dB)	Corrected Reading (dBuV/m)	Avg Limit (dBuV/m)	Margin (dB)	Peak Limit (dBuV/m)	PK Margin (dB)	Azimuth (Degs)	Height (cm)	Polarity
1	* 1.365	40.39	PKFH	29.1	-25.2	44.29	-	-	74	-29.71	148	141	H
	* 1.366	28.53	VA1T	29	-25.2	32.33	54	-21.67	-	-	148	141	H
2	* 3.618	36.86	PKFH	33.1	-29.7	40.26	-	-	74	-33.74	319	183	H
	* 3.617	25.34	VA1T	33.1	-29.7	28.74	54	-25.26	-	-	319	183	H
3	* 4.997	35.14	PKFH	34.2	-29.6	39.74	-	-	74	-34.26	73	342	H
	* 4.997	23.91	VA1T	34.2	-29.5	28.61	54	-25.39	-	-	73	342	H
5	* 3.705	37.19	PKFH	33.2	-30.6	39.79	-	-	74	-34.21	139	309	V
	* 3.707	25.73	VA1T	33.2	-30.6	28.33	54	-25.67	-	-	139	309	V
6	* 17.738	31.95	PKFH	41.4	-18.6	54.75	-	-	74	-19.25	280	211	V
	* 17.739	19.9	VA1T	41.3	-18.6	42.6	54	-11.4	-	-	280	211	V
4	1.64	40.63	PKFH	28.8	-24.6	44.83	-	-	74	-29.17	191	310	V

* - indicates frequency in CFR47 Pt 15 / IC RSS-Restricted Band
PKFH - FHSS: RB=100k/1MHz VB=3 x RB, Peak
VA1T - FHSS: Linear Voltage Average VB=1/Ton where: Ton is transmit duration

UL VERIFICATION SERVICES INC.
47173 Benicia Street, Fremont, CA 94538; USA TEL:(510) 319-4000 FAX:(510) 661-0888
This report shall not be reproduced except in full, without the written approval of UL Verification Services Inc.

MID CHANNEL RESULTS

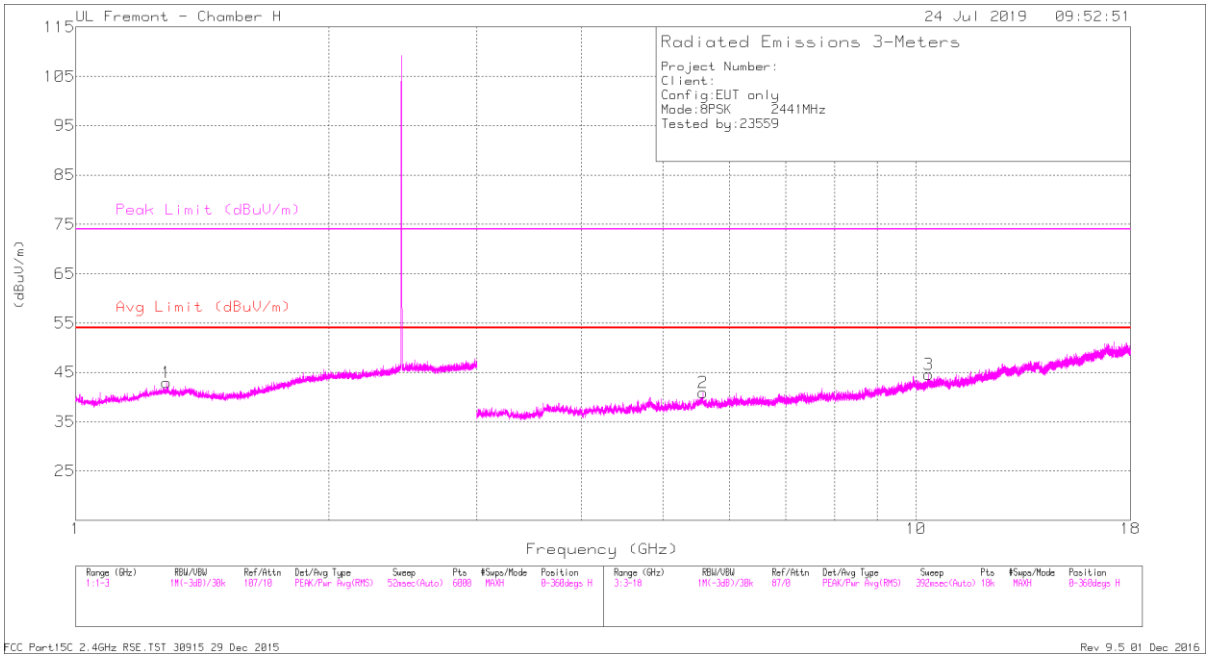

HORIZONTAL

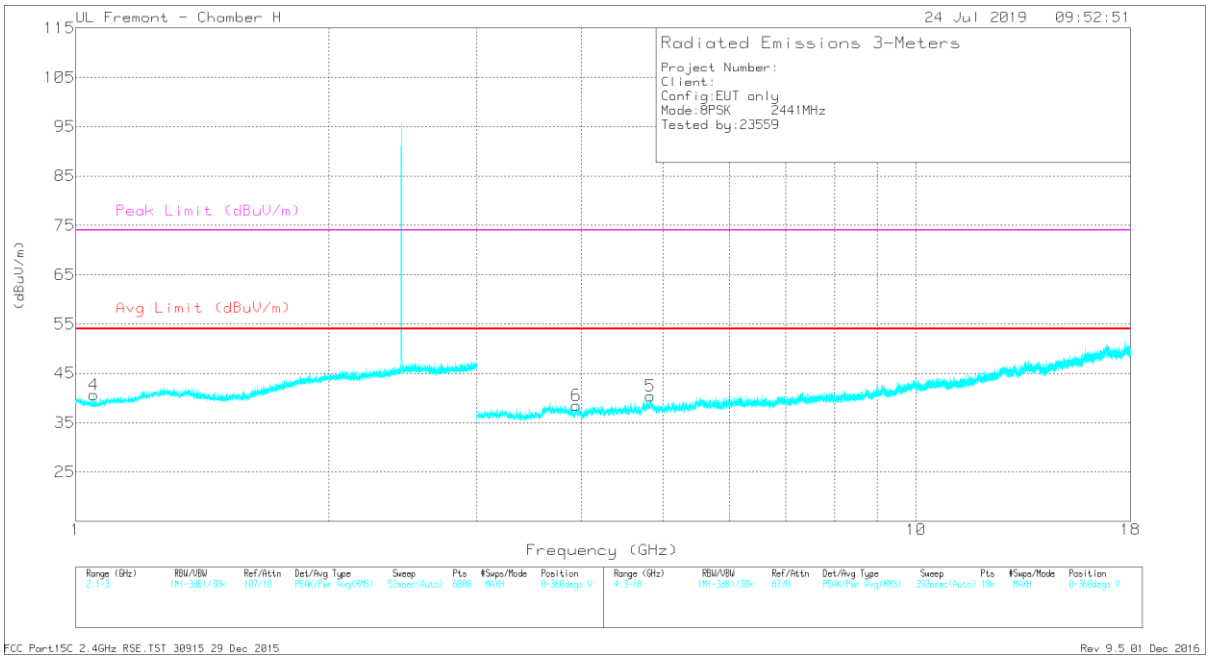

VERTICAL

UL VERIFICATION SERVICES INC.
47173 Benicia Street, Fremont, CA 94538; USA TEL:(510) 319-4000 FAX:(510) 661-0888
This report shall not be reproduced except in full, without the written approval of UL Verification Services Inc.

RADIATED EMISSIONS

Markers	Frequency (GHz)	Meter Reading (dBuV)	Det	AF T863 (dB/m)	Amp/Cbl/Fltr/Pad (dB)	Corrected Reading (dBuV/m)	Avg Limit (dBuV/m)	Margin (dB)	Peak Limit (dBuV/m)	PK Margin (dB)	Azimuth (Degs)	Height (cm)	Polarity
1	* 1.281	44.93	PKFH	29.2	-25.4	48.73	-	-	74	-25.27	283	219	H
1	* 1.28	32	VA1T	29.2	-25.4	35.8	54	-18.2	-	-	283	219	H
4	* 1.053	44.23	PKFH	27	-25.8	45.43	-	-	74	-28.57	142	322	V
4	* 1.049	32.26	VA1T	27	-25.8	33.46	54	-20.54	-	-	142	322	V
5	* 4.831	40.84	PKFH	34.3	-30.4	44.74	-	-	74	-29.26	16	229	V
5	* 4.832	29.05	VA1T	34.3	-30.4	32.95	54	-21.05	-	-	16	229	V
6	* 3.945	39.92	PKFH	33.4	-30	43.32	-	-	74	-30.68	49	359	V
6	* 3.945	28.6	VA1T	33.4	-30	32	54	-22	-	-	49	359	V
2	5.576	39.99	PKFH	35.3	-29.9	45.39	-	-	74	-28.61	53	180	H
3	10.355	35.14	PKFH	37.3	-22.5	49.94	-	-	74	-24.06	159	249	H

* - indicates frequency in CFR47 Pt 15 / IC RSS-Restricted Band
PKFH - FHSS: RB=100k/1MHz VB=3 x RB, Peak
VA1T - FHSS: Linear Voltage Average VB=1/Ton where: Ton is transmit duration

UL VERIFICATION SERVICES INC.
47173 Benicia Street, Fremont, CA 94538; USA TEL:(510) 319-4000 FAX:(510) 661-0888
This report shall not be reproduced except in full, without the written approval of UL Verification Services Inc.

HIGH CHANNEL RESULTS

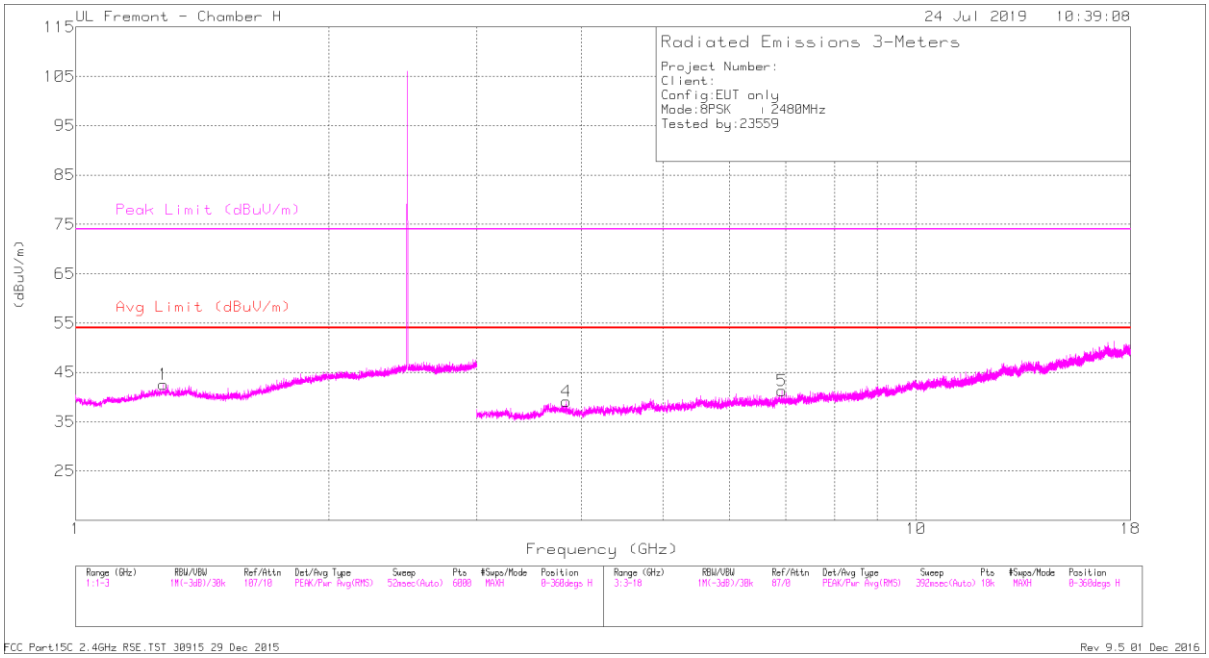

HORIZONTAL

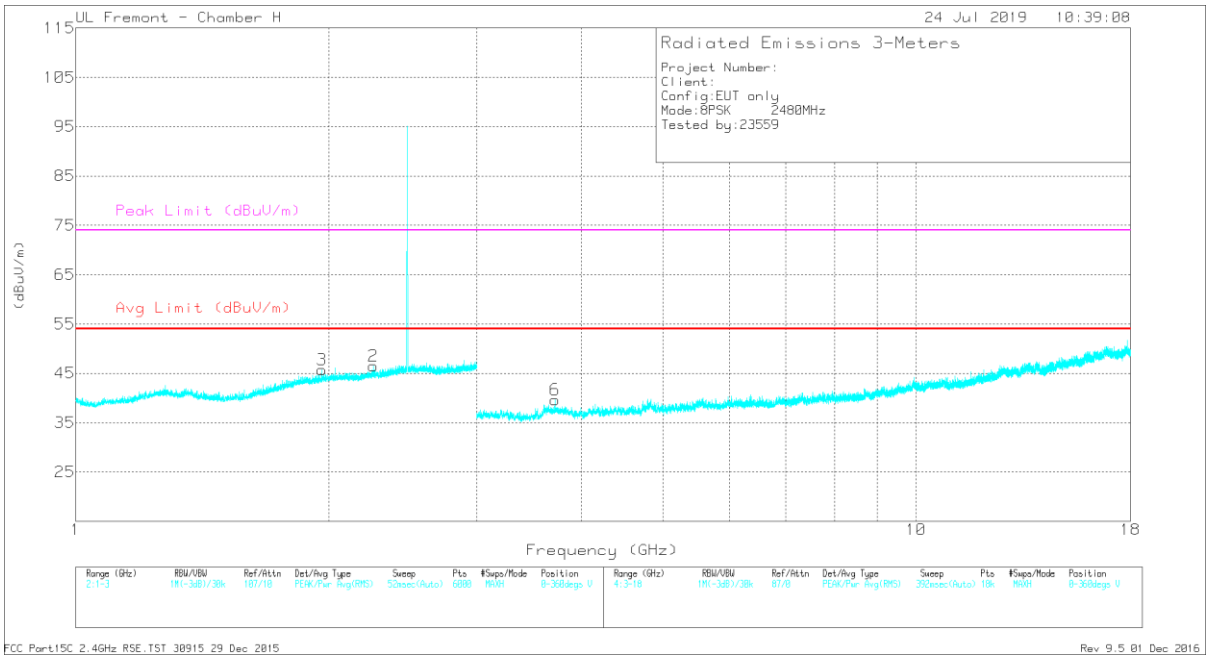

VERTICAL

UL VERIFICATION SERVICES INC.
47173 Benicia Street, Fremont, CA 94538; USA TEL:(510) 319-4000 FAX:(510) 661-0888

This report shall not be reproduced except in full, without the written approval of UL Verification Services Inc.

RADIATED EMISSIONS

Markers	Frequency (GHz)	Meter Reading (dBuV)	Det	AF T863 (dB/m)	Amp/Cbl/Fltr/Pad (dB)	Corrected Reading (dBuV/m)	Avg Limit (dBuV/m)	Margin (dB)	Peak Limit (dBuV/m)	PK Margin (dB)	Azimuth (Degs)	Height (cm)	Polarity
1	* 1.267	44.39	PKFH	29.1	-25.5	47.99	-	-	74	-26.01	139	354	H
	* 1.268	32.03	VA1T	29.2	-25.5	35.73	54	-18.27	-	-	139	354	H
2	* 2.259	42.92	PKFH	31.9	-23.7	51.12	-	-	74	-22.88	241	171	V
	* 2.259	31.18	VA1T	31.9	-23.7	39.38	54	-14.62	-	-	241	171	V
4	* 3.837	41.73	PKFH	33.5	-30.8	44.43	-	-	74	-29.57	70	373	H
	* 3.839	29.69	VA1T	33.5	-30.8	32.39	54	-21.61	-	-	70	373	H
6	* 3.718	40.69	PKFH	33.2	-30.7	43.19	-	-	74	-30.81	160	177	V
	* 3.721	29.15	VA1T	33.2	-30.8	31.55	54	-22.45	-	-	160	177	V
3	1.963	43.39	PKFH	31.4	-24.3	50.49	-	-	74	-23.51	119	136	V
5	6.931	36.83	PKFH	35.7	-26.7	45.83	-	-	74	-28.17	105	351	H

* - indicates frequency in CFR47 Pt 15 / IC RSS-Restricted Band
PKFH - FHSS: RB=100k/1MHz VB=3 x RB, Peak
VA1T - FHSS: Linear Voltage Average VB=1/Ton where: Ton is transmit duration

UL VERIFICATION SERVICES INC.
47173 Benicia Street, Fremont, CA 94538; USA TEL:(510) 319-4000 FAX:(510) 661-0888
This report shall not be reproduced except in full, without the written approval of UL Verification Services Inc.

9.2.3 LOW POWER BASIC DATA RATE GFSK MODULATION

BANDEDGE (LOW CHANNEL)

HORIZONTAL RESULT

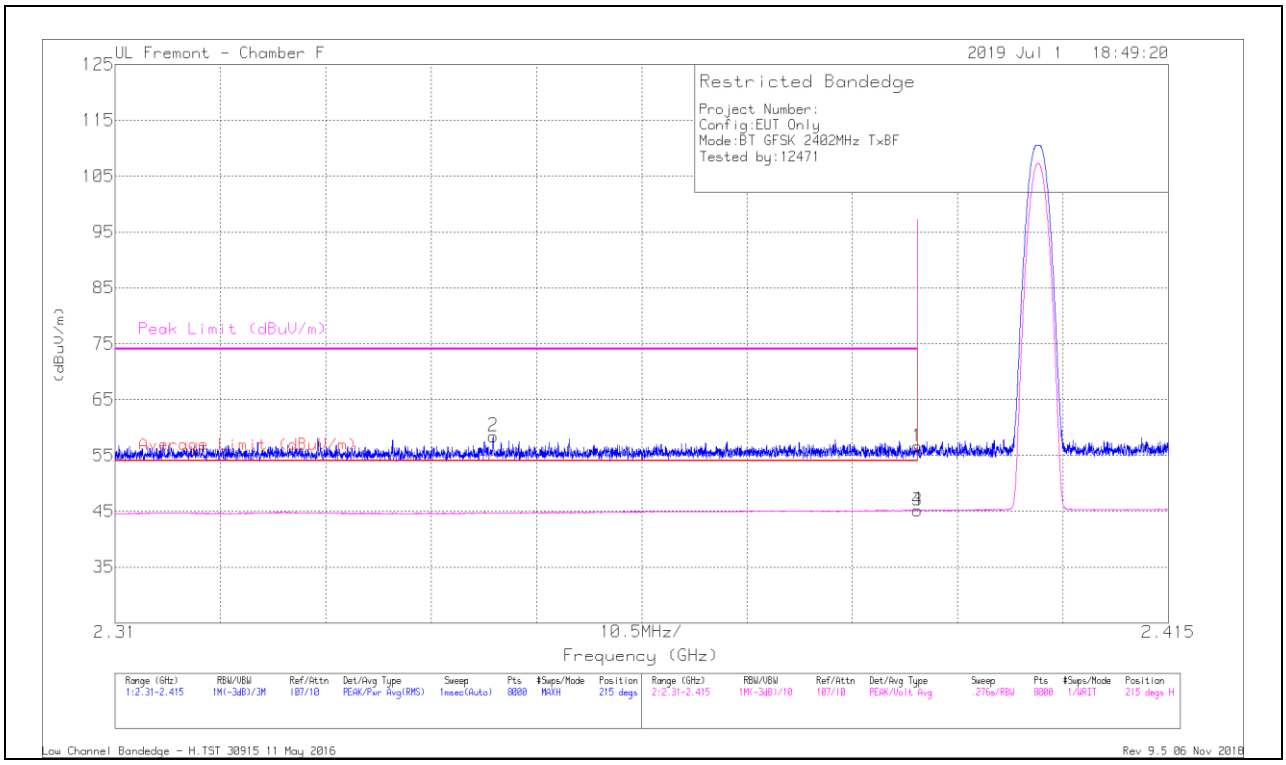

Marker	Frequency (GHz)	Meter Reading (dBuV)	Det	AF T345 (dB/m)	Amp/Cbl/Fltr /Pad (dB)	Corrected Reading (dBuV/m)	Average Limit (dBuV/m)	Margin (dB)	Peak Limit (dBuV/m)	PK Margin (dB)	Azimuth (Degs)	Height (cm)	Polarity
1	* 2.39	39.1	Pk	32	-14.5	56.6	-	-	74	-17.4	215	109	H
2	* 2.348	41.25	Pk	31.6	-14.4	58.45	-	-	74	-15.55	215	109	H
3	* 2.39	27.65	VA1T	32	-14.5	45.15	54	-8.85	-	-	215	109	H
4	* 2.39	27.67	VA1T	32	-14.5	45.17	54	-8.83	-	-	215	109	H

* - indicates frequency in CFR47 Pt 15 / IC RSS-Restricted Band
Pk - Peak detector
VA1T - FHSS: Linear Voltage Average VB=1/Ton where: Ton is transmit duration

UL VERIFICATION SERVICES INC.
47173 Benicia Street, Fremont, CA 94538; USA TEL:(510) 319-4000 FAX:(510) 661-0888
This report shall not be reproduced except in full, without the written approval of UL Verification Services Inc.

VERTICAL RESULT

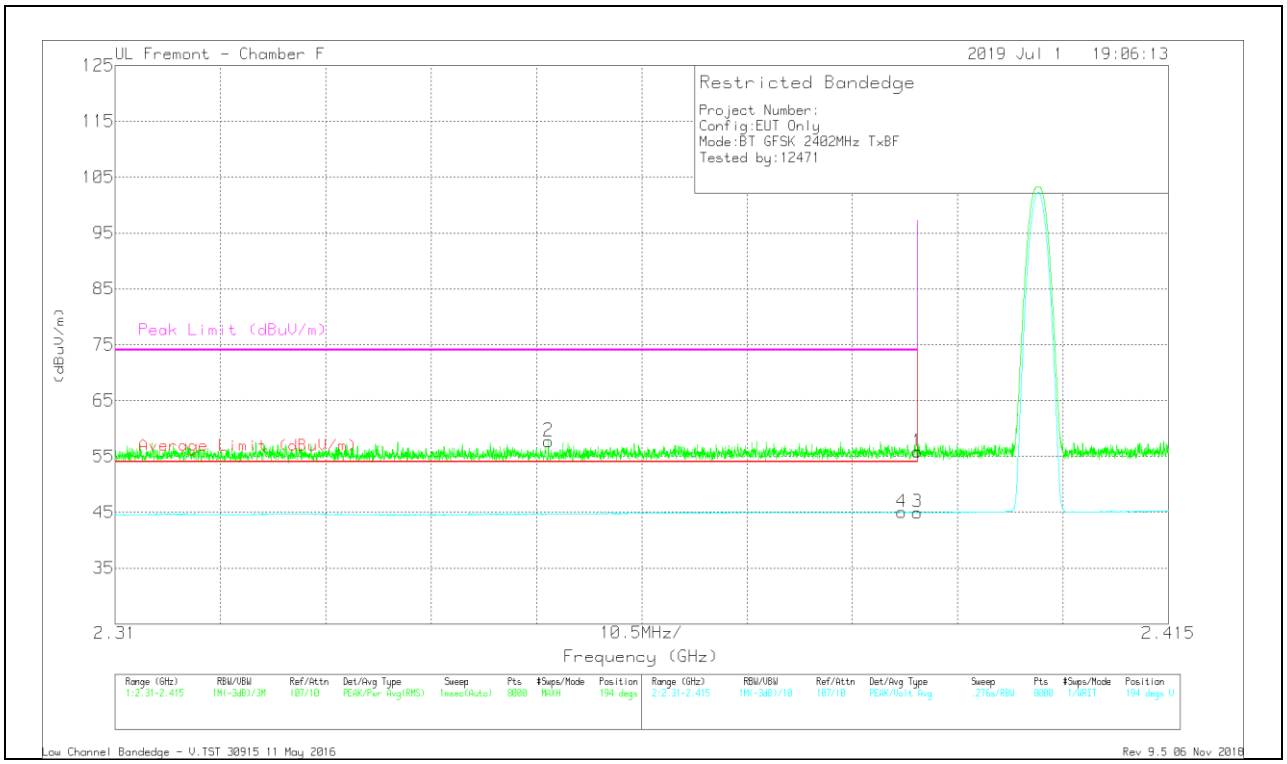

Marker	Frequency (GHz)	Meter Reading (dBuV)	Det	AF T345 (dB/m)	Amp/Cbl/Fltr /Pad (dB)	Corrected Reading (dBuV/m)	Average Limit (dBuV/m)	Margin (dB)	Peak Limit (dBuV/m)	PK Margin (dB)	Azimuth (Degs)	Height (cm)	Polarity
1	* 2.39	38.36	Pk	32	-14.5	55.86	-	-	74	-18.14	194	341	V
2	* 2.353	40.53	Pk	31.7	-14.5	57.73	-	-	74	-16.27	194	341	V
3	* 2.39	27.48	VA1T	32	-14.5	44.98	54	-9.02	-	-	194	341	V
4	* 2.388	27.54	VA1T	32	-14.5	45.04	54	-8.96	-	-	194	341	V

* - indicates frequency in CFR47 Pt 15 / IC RSS-Restricted Band
Pk - Peak detector
VA1T - FHSS: Linear Voltage Average VB=1/Ton where: Ton is transmit duration

UL VERIFICATION SERVICES INC.
47173 Benicia Street, Fremont, CA 94538; USA TEL:(510) 319-4000 FAX:(510) 661-0888
This report shall not be reproduced except in full, without the written approval of UL Verification Services Inc.

BANDEDGE (HIGH CHANNEL)

HORIZONTAL RESULT

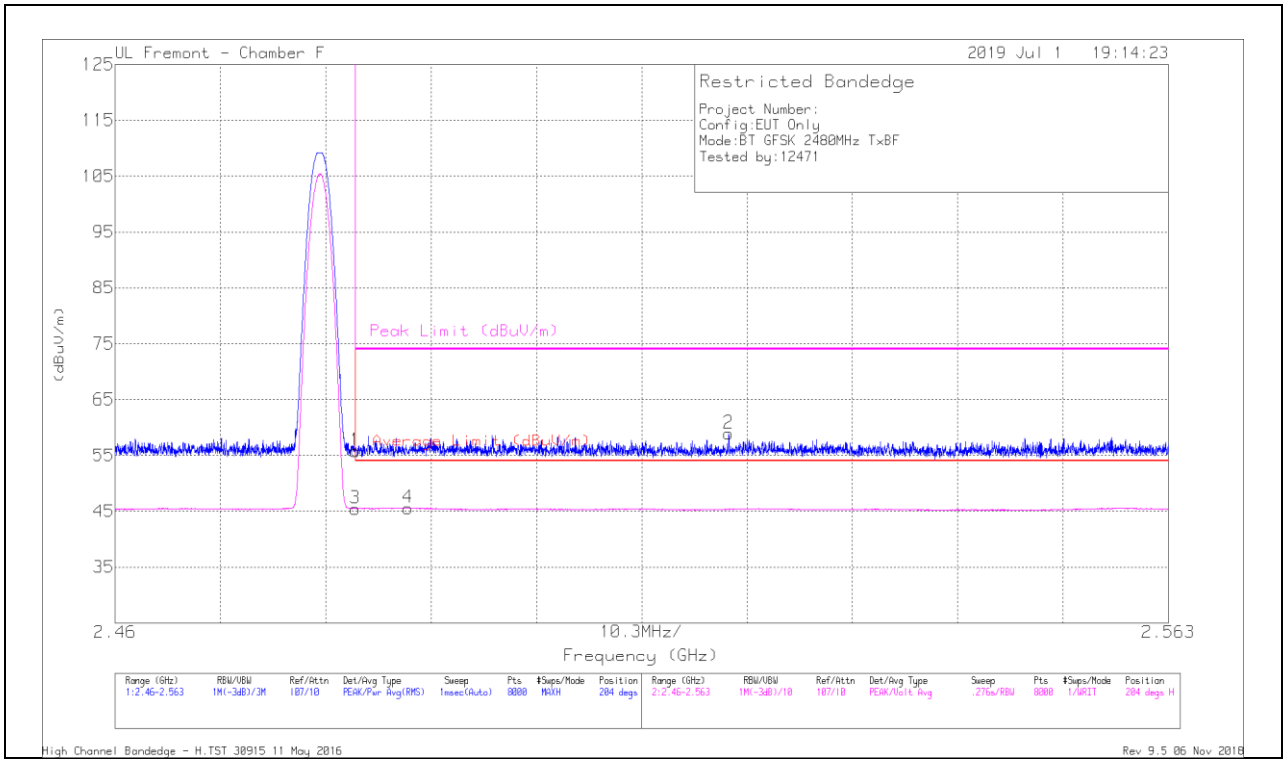

Marker	Frequency (GHz)	Meter Reading (dBuV)	Det	AF T345 (dB/m)	Amp/Cbl/Fltr /Pad (dB)	Corrected Reading (dBuV/m)	Average Limit (dBuV/m)	Margin (dB)	Peak Limit (dBuV/m)	PK Margin (dB)	Azimuth (Degs)	Height (cm)	Polarity
1	* 2.484	38.11	Pk	32.4	-14.7	55.81	-	-	74	-18.19	204	99	H
2	2.52	41.22	Pk	32.3	-14.6	58.92	-	-	74	-15.08	204	99	H
3	* 2.484	27.76	VA1T	32.4	-14.7	45.46	54	-8.54	-	-	204	99	H
4	* 2.489	27.79	VA1T	32.3	-14.5	45.59	54	-8.41	-	-	204	99	H

* - indicates frequency in CFR47 Pt 15 / IC RSS-Restricted Band
Pk - Peak detector
VA1T - FHSS: Linear Voltage Average VB=1/Ton where: Ton is transmit duration

UL VERIFICATION SERVICES INC.
47173 Benicia Street, Fremont, CA 94538; USA TEL:(510) 319-4000 FAX:(510) 661-0888
This report shall not be reproduced except in full, without the written approval of UL Verification Services Inc.

VERTICAL RESULT

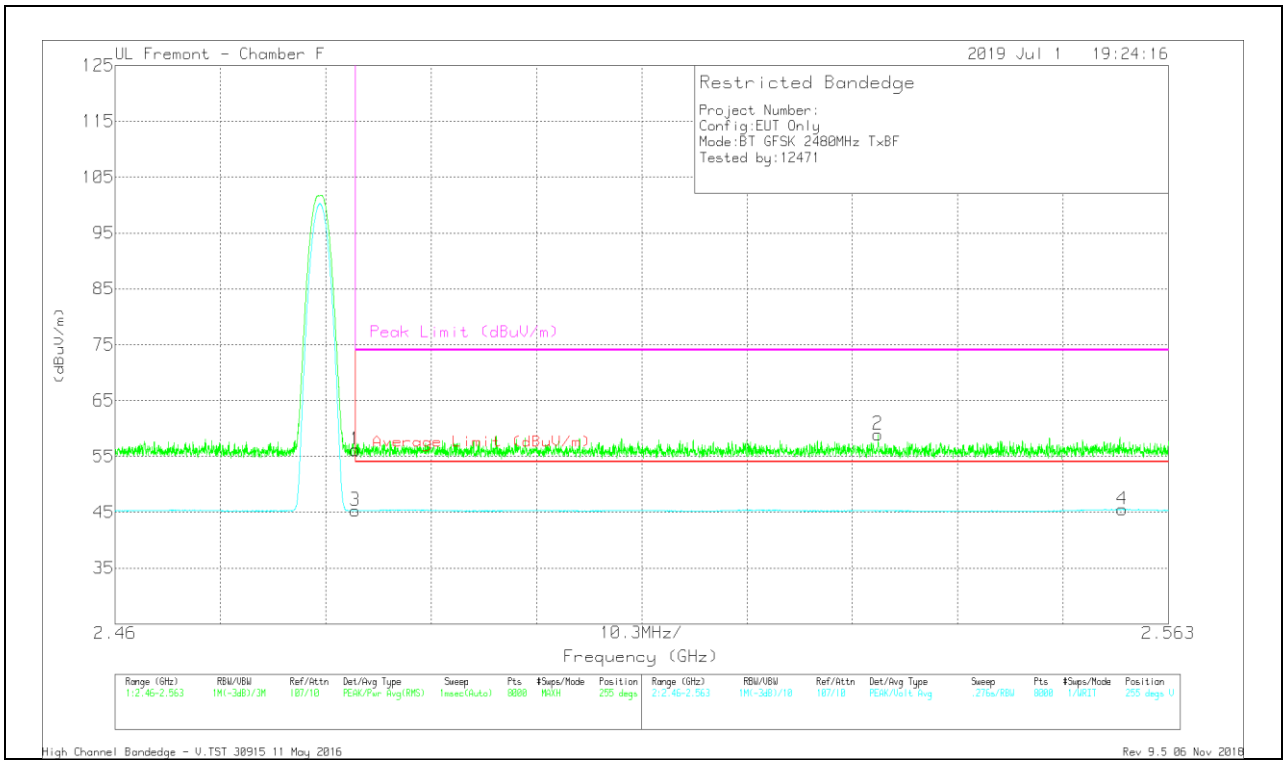

Marker	Frequency (GHz)	Meter Reading (dBuV)	Det	AF T345 (dB/m)	Amp/Cbl/Fltr /Pad (dB)	Corrected Reading (dBuV/m)	Average Limit (dBuV/m)	Margin (dB)	Peak Limit (dBuV/m)	PK Margin (dB)	Azimuth (Degs)	Height (cm)	Polarity
1	* 2.484	38.49	Pk	32.4	-14.7	56.19	-	-	74	-17.81	255	366	V
2	2.535	41.35	Pk	32.3	-14.7	58.95	-	-	74	-15.05	255	366	V
3	* 2.484	27.59	VA1T	32.4	-14.7	45.29	54	-8.71	-	-	255	366	V
4	2.558	27.61	VA1T	32.4	-14.5	45.51	54	-8.49	-	-	255	366	V

* - indicates frequency in CFR47 Pt 15 / IC RSS-Restricted Band
Pk - Peak detector
VA1T - FHSS: Linear Voltage Average VB=1/Ton where: Ton is transmit duration

UL VERIFICATION SERVICES INC.
47173 Benicia Street, Fremont, CA 94538; USA TEL:(510) 319-4000 FAX:(510) 661-0888
This report shall not be reproduced except in full, without the written approval of UL Verification Services Inc.

HARMONICS AND SPURIOUS EMISSIONS

LOW CHANNEL RESULTS

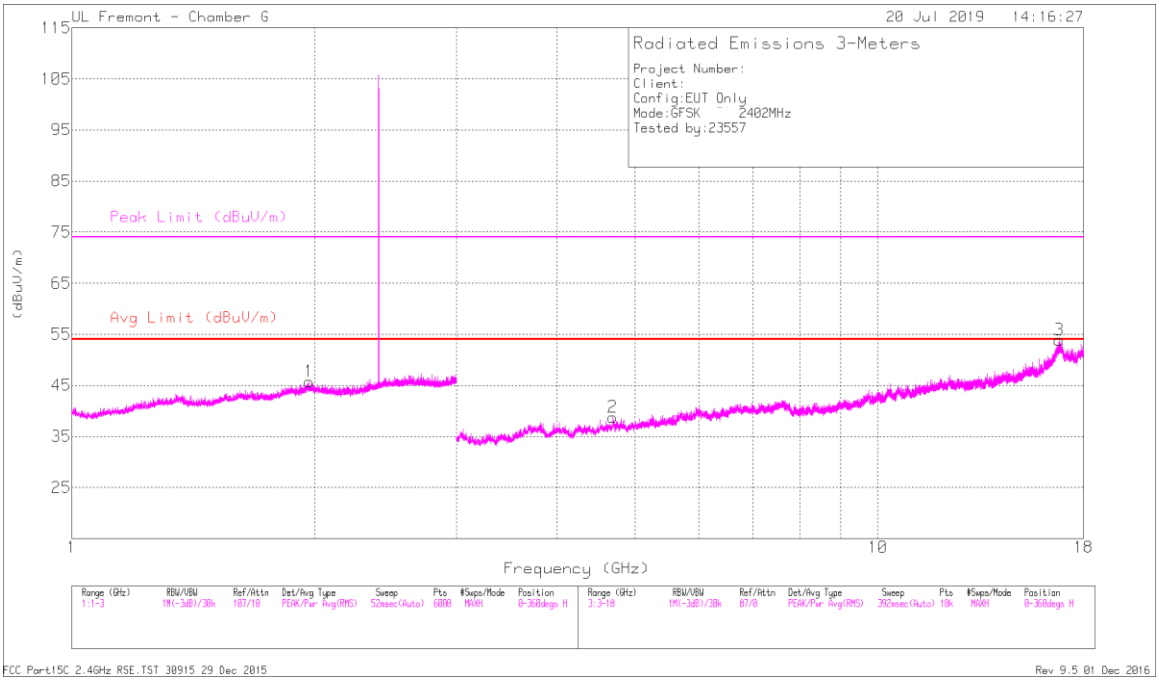

HORIZONTAL

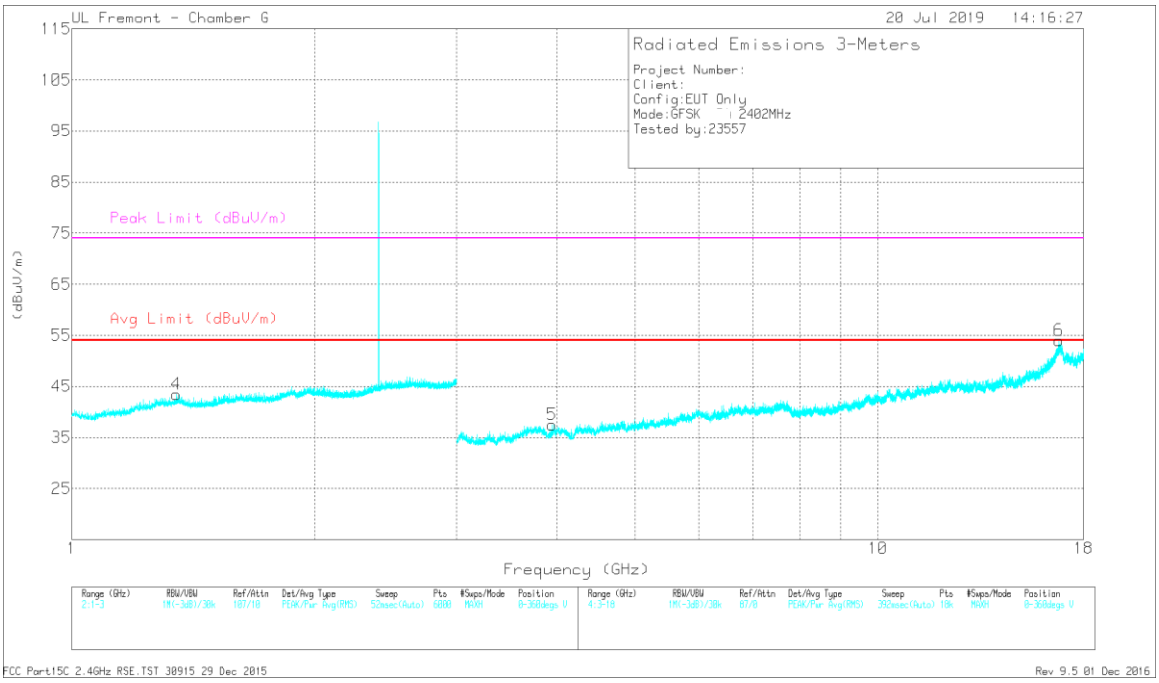

VERTICAL

UL VERIFICATION SERVICES INC.
47173 Benicia Street, Fremont, CA 94538; USA TEL:(510) 319-4000 FAX:(510) 661-0888
This report shall not be reproduced except in full, without the written approval of UL Verification Services Inc.

RADIATED EMISSIONS

Marker	Frequency (GHz)	Meter Reading (dBuV)	Det	AF T136 (dB/m)	Amp/Cbl/Fltr/ Pad (dB)	Corrected Reading (dBuV/m)	Avg Limit (dBuV/m)	Margin (dB)	Peak Limit (dBuV/m)	PK Margin (dB)	Azimuth (Degs)	Height (cm)	Polarity
4	* 1.348	42.17	PKFH	29.7	-23.3	48.57	-	-	74	-25.43	47	340	V
	* 1.348	30.68	VA1T	29.7	-23.3	37.08	54	-16.92	-	-	47	340	V
2	* 4.691	39.76	PKFH	34	-29.6	44.16	-	-	74	-29.84	59	232	H
	* 4.69	28.03	VA1T	34	-29.6	32.43	54	-21.57	-	-	59	232	H
5	* 3.943	40.39	PKFH	33.3	-30.1	43.59	-	-	74	-30.41	169	275	V
	* 3.947	28.15	VA1T	33.3	-30	31.45	54	-22.55	-	-	169	275	V
1	1.969	42.09	PKFH	32	-22.6	51.49	-	-	74	-22.51	190	298	H
6	16.784	35.56	PKFH	41.8	-17.5	59.86	-	-	74	-14.14	238	225	V
3	16.789	23.24	VA1T	41.8	-17.4	47.64	-	-	74	-26.36	333	335	H

* - indicates frequency in CFR47 Pt 15 / IC RSS-Restricted Band
MAv1 - KDB558074 Option 1 Maximum RMS Average
PKFH - FHSS: RB=100k/1MHz VB=3 x RB, Peak
VA1T - FHSS: Linear Voltage Average VB=1/Ton where: Ton is transmit duration

UL VERIFICATION SERVICES INC.
47173 Benicia Street, Fremont, CA 94538; USA TEL:(510) 319-4000 FAX:(510) 661-0888
This report shall not be reproduced except in full, without the written approval of UL Verification Services Inc.

MID CHANNEL RESULTS

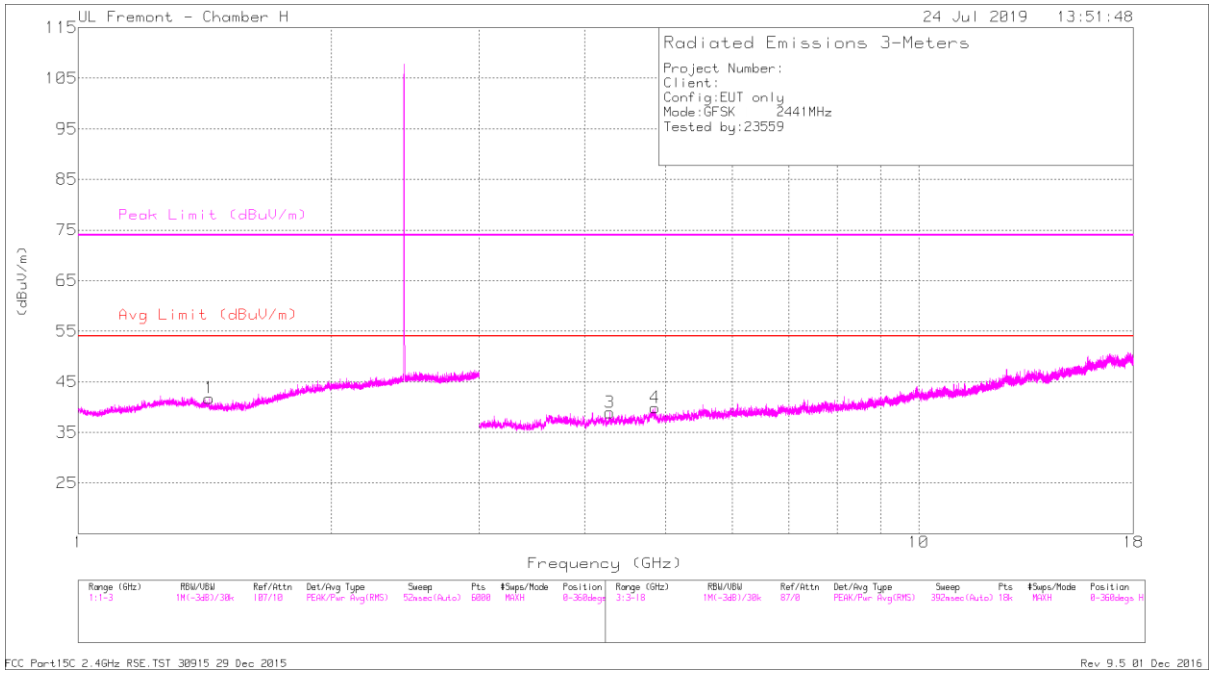

HORIZONTAL

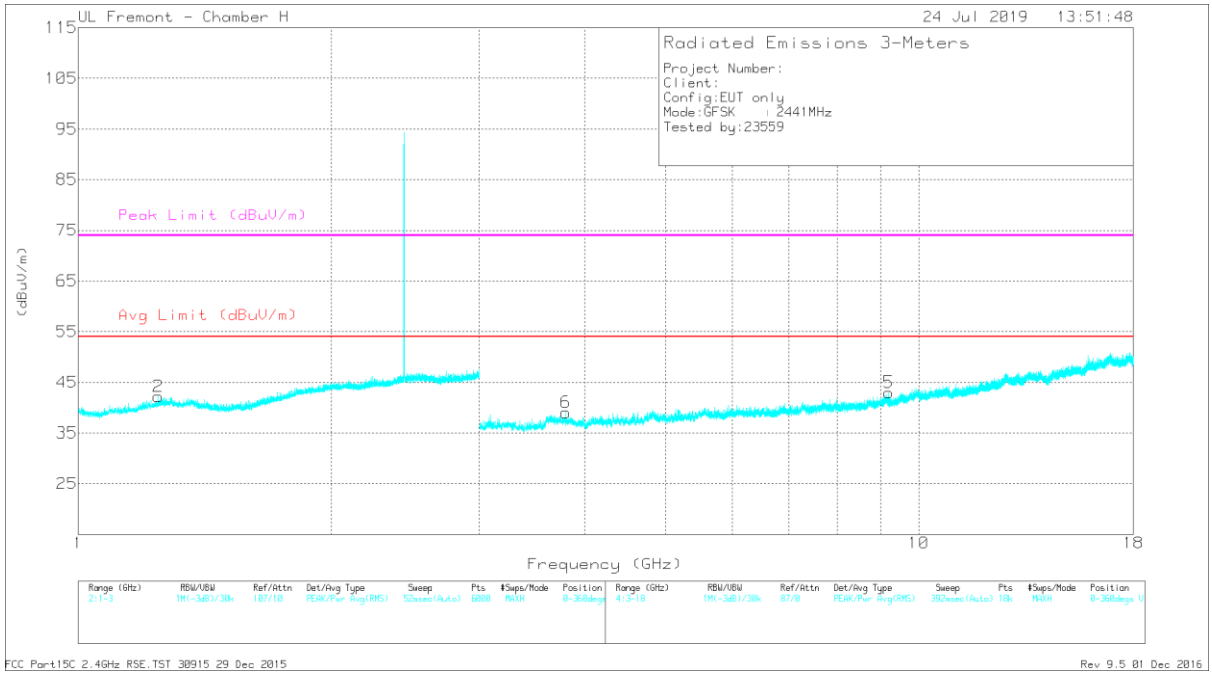

VERTICAL

UL VERIFICATION SERVICES INC.
47173 Benicia Street, Fremont, CA 94538; USA TEL:(510) 319-4000 FAX:(510) 661-0888
This report shall not be reproduced except in full, without the written approval of UL Verification Services Inc.

RADIATED EMISSIONS

Markers	Frequency (GHz)	Meter Reading (dBuV)	Det	AF T863 (dB/m)	Amp/Cbl/Fltr/ Pad (dB)	Corrected Reading (dBuV/m)	Avg Limit (dBuV/m)	Margin (dB)	Peak Limit (dBuV/m)	PK Margin (dB)	Azimuth (Degs)	Height (cm)	Polarity
2	* 1.25	44.21	PKFH	29	-25.5	47.71	-	-	74	-26.29	169	233	V
	* 1.246	32.01	VA1T	29	-25.5	35.51	54	-18.49	-	-	169	233	V
3	* 4.289	41.51	PKFH	33.6	-29.9	45.21	-	-	74	-28.79	282	154	H
	* 4.284	28.34	VA1T	33.6	-30	31.94	54	-22.06	-	-	282	154	H
4	* 4.858	40.66	PKFH	34.3	-30.4	44.56	-	-	74	-29.44	96	187	H
	* 4.854	28.71	VA1T	34.3	-30.4	32.61	54	-21.39	-	-	96	187	H
6	* 3.803	41.36	PKFH	33.6	-31.1	43.86	-	-	74	-30.14	356	356	V
	* 3.803	29.45	VA1T	33.6	-31.1	31.95	54	-22.05	-	-	356	356	V
1	1.433	43.35	PKFH	28.1	-25.1	46.35	-	-	74	-27.65	92	270	H
5	9.216	35.96	PKFH	36.3	-24.7	47.56	-	-	74	-26.44	77	221	V

* - indicates frequency in CFR47 Pt 15 / IC RSS-Restricted Band
Av - Average detection
PKFH - FHSS: RB=100k/1MHz VB=3 x RB, Peak
VA1T - FHSS: Linear Voltage Average VB=1/Ton where: Ton is transmit duration

UL VERIFICATION SERVICES INC.
47173 Benicia Street, Fremont, CA 94538; USA TEL:(510) 319-4000 FAX:(510) 661-0888
This report shall not be reproduced except in full, without the written approval of UL Verification Services Inc.

HIGH CHANNEL RESULTS

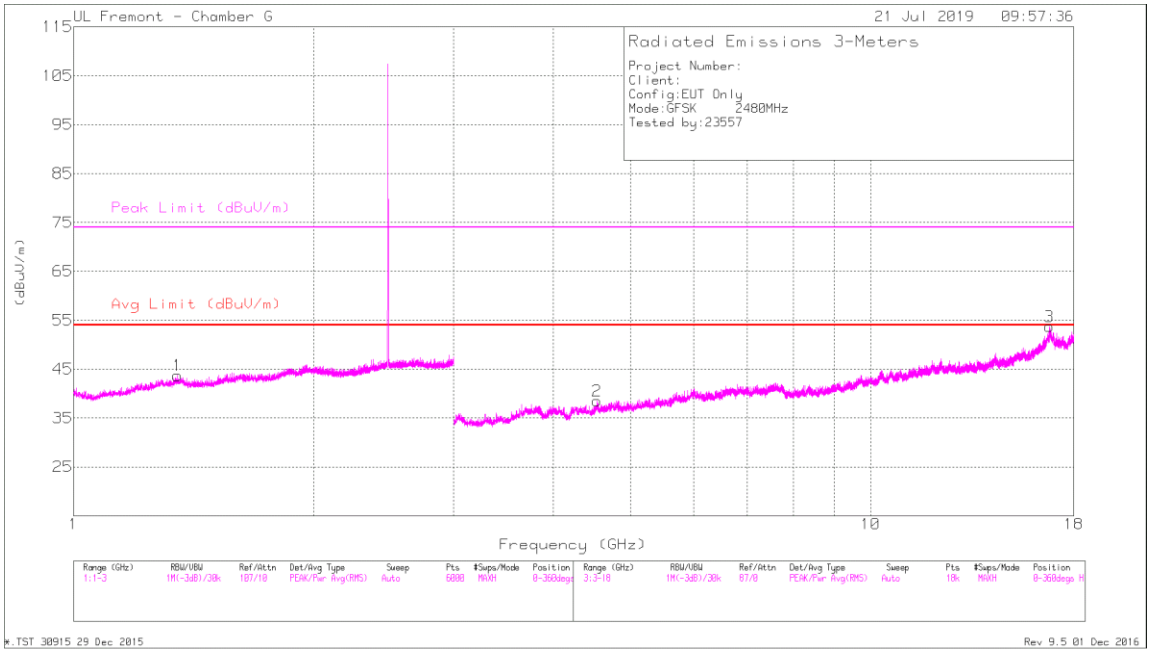

HORIZONTAL

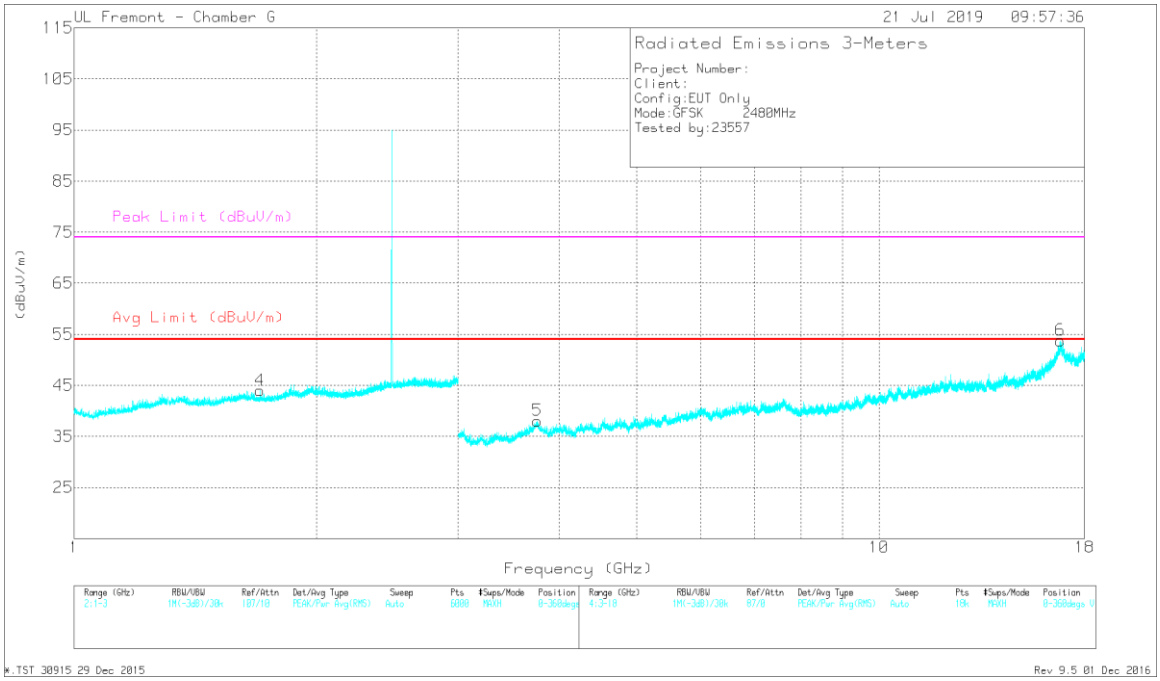

VERTICAL

UL VERIFICATION SERVICES INC.
47173 Benicia Street, Fremont, CA 94538; USA TEL:(510) 319-4000 FAX:(510) 661-0888
This report shall not be reproduced except in full, without the written approval of UL Verification Services Inc.

RADIATED EMISSIONS

Marker	Frequency (GHz)	Meter Reading (dBuV)	Det	AF T136 (dB/m)	Amp/Cbl/Fltr/Pad (dB)	Corrected Reading (dBuV/m)	Avg Limit (dBuV/m)	Margin (dB)	Peak Limit (dBuV/m)	PK Margin (dB)	Azimuth (Degs)	Height (cm)	Polarity
1	* 1.349	43.15	PKFH	29.7	-23.3	49.55	-	-	74	-24.45	143	126	H
	* 1.349	30.59	VA1T	29.7	-23.3	36.99	54	-17.01	-	-	143	126	H
4	* 1.702	41.7	PKFH	29.3	-21.8	49.2	-	-	74	-24.8	88	107	V
	* 1.701	29.63	VA1T	29.2	-21.8	37.03	54	-16.97	-	-	88	107	V
2	* 4.542	39.91	PKFH	33.9	-29.9	43.91	-	-	74	-30.09	332	118	H
	* 4.54	27.92	VA1T	33.9	-29.9	31.92	54	-22.08	-	-	332	118	H
5	* 3.764	40.07	PKFH	33.3	-29.2	44.17	-	-	74	-29.83	42	281	V
	* 3.762	27.91	VA1T	33.3	-29.1	32.11	54	-21.89	-	-	42	281	V
3	16.782	35.1	PKFH	41.7	-17.6	59.2	-	-	74	-14.8	358	338	H
6	16.789	34.38	PKFH	41.8	-17.4	58.78	-	-	74	-15.22	172	143	V

* - indicates frequency in CFR47 Pt 15 / IC RSS-Restricted Band
PKFH - FHSS: RB=100k/1MHz VB=3 x RB, Peak
VA1T - FHSS: Linear Voltage Average VB=1/Ton where: Ton is transmit duration

UL VERIFICATION SERVICES INC.
47173 Benicia Street, Fremont, CA 94538; USA TEL:(510) 319-4000 FAX:(510) 661-0888
This report shall not be reproduced except in full, without the written approval of UL Verification Services Inc.

9.2.4 LOW POWER ENHANCED DATA RATE 8PSK MODULATION

BANDEDGE (LOW CHANNEL)

HORIZONTAL RESULT

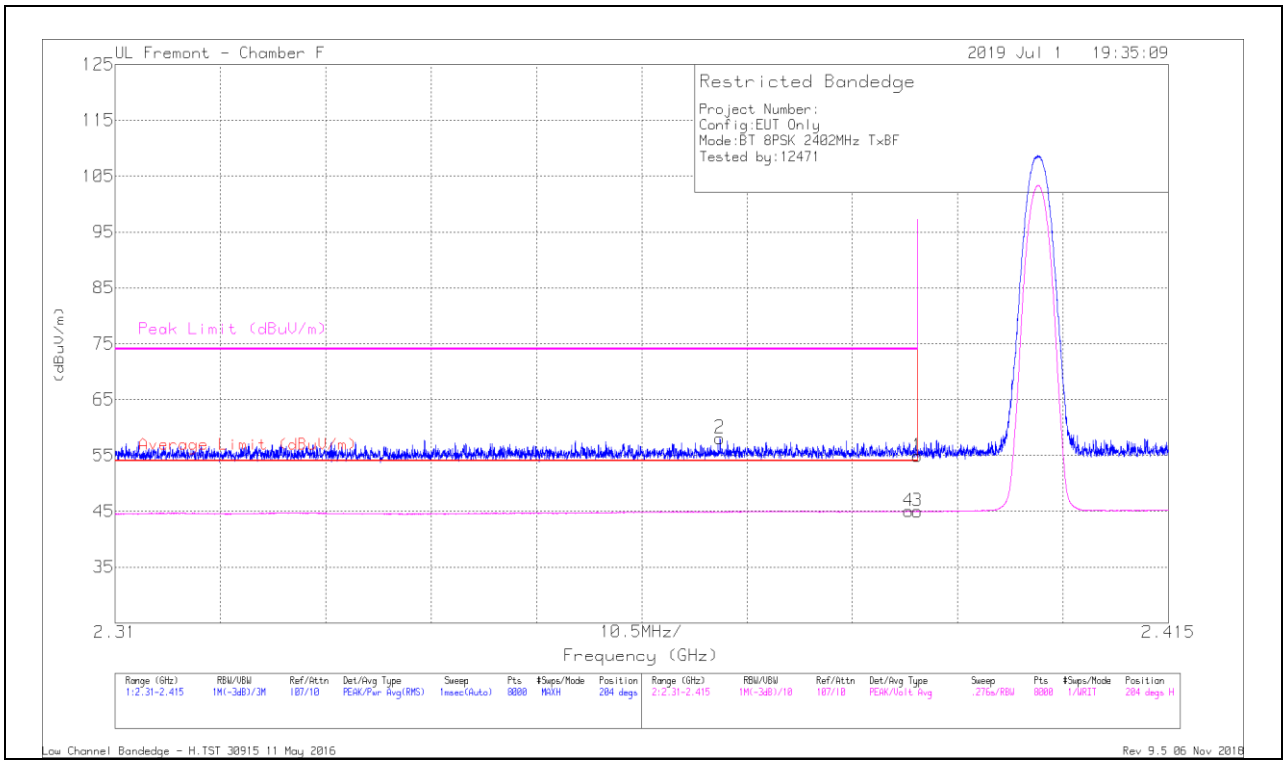

Marker	Frequency (GHz)	Meter Reading (dBuV)	Det	AF T345 (dB/m)	Amp/Cbl/Fltr /Pad (dB)	Corrected Reading (dBuV/m)	Average Limit (dBuV/m)	Margin (dB)	Peak Limit (dBuV/m)	PK Margin (dB)	Azimuth (Degs)	Height (cm)	Polarity
1	* 2.39	37.4	Pk	32	-14.5	54.9	-	-	74	-19.1	204	112	H
2	* 2.37	40.68	Pk	31.9	-14.5	58.08	-	-	74	-15.92	204	112	H
3	* 2.39	27.5	VA1T	32	-14.5	45	54	-9	-	-	204	112	H
4	* 2.389	27.52	VA1T	32	-14.5	45.02	54	-8.98	-	-	204	112	H

* - indicates frequency in CFR47 Pt 15 / IC RSS-Restricted Band
Pk - Peak detector
VA1T - FHSS: Linear Voltage Average VB=1/Ton where: Ton is transmit duration

UL VERIFICATION SERVICES INC.
47173 Benicia Street, Fremont, CA 94538; USA TEL:(510) 319-4000 FAX:(510) 661-0888
This report shall not be reproduced except in full, without the written approval of UL Verification Services Inc.

VERTICAL RESULT

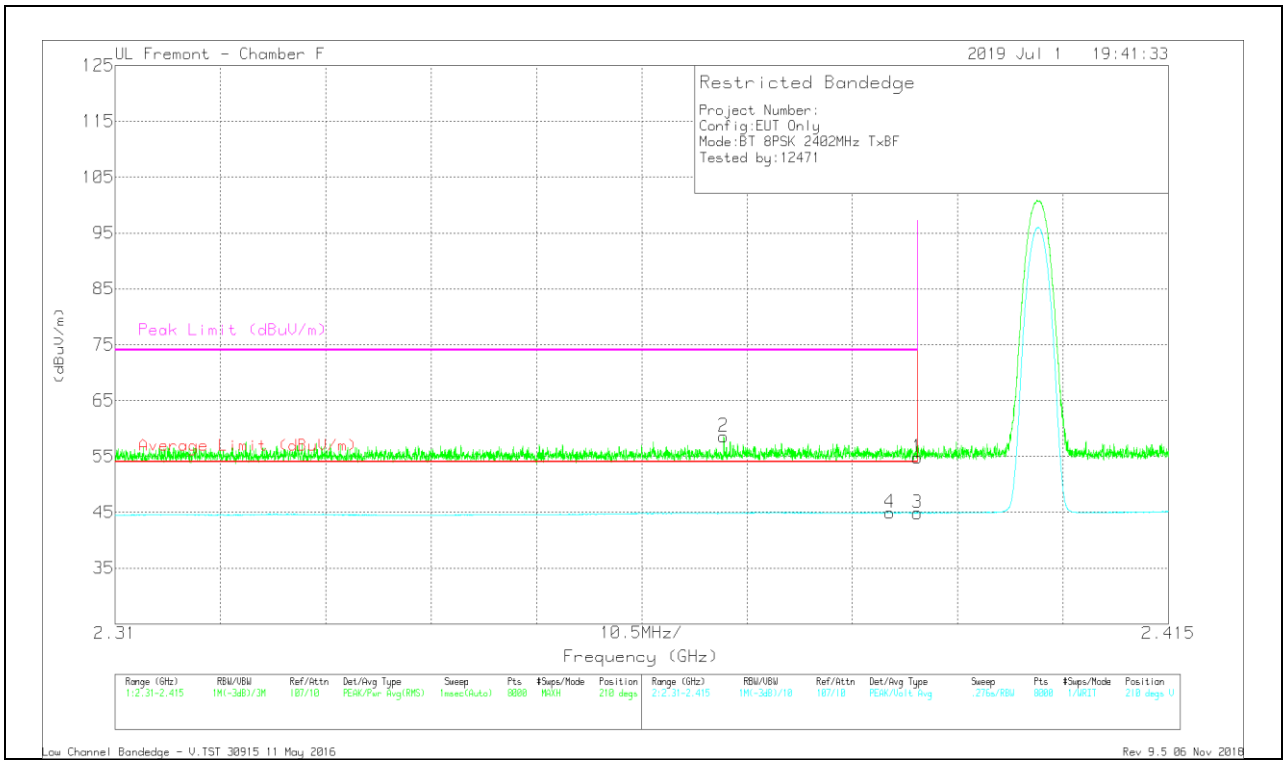

Marker	Frequency (GHz)	Meter Reading (dBuV)	Det	AF T345 (dB/m)	Amp/Cbl/Fltr /Pad (dB)	Corrected Reading (dBuV/m)	Average Limit (dBuV/m)	Margin (dB)	Peak Limit (dBuV/m)	PK Margin (dB)	Azimuth (Degs)	Height (cm)	Polarity
1	* 2.39	37.33	Pk	32	-14.5	54.83	-	-	74	-19.17	210	393	V
2	* 2.371	41.17	Pk	31.9	-14.5	58.57	-	-	74	-15.43	210	393	V
3	* 2.39	27.37	VA1T	32	-14.5	44.87	54	-9.13	-	-	210	393	V
4	* 2.387	27.55	VA1T	31.9	-14.5	44.95	54	-9.05	-	-	210	393	V

* - indicates frequency in CFR47 Pt 15 / IC RSS-Restricted Band
Pk - Peak detector
VA1T - FHSS: Linear Voltage Average VB=1/Ton where: Ton is transmit duration

UL VERIFICATION SERVICES INC.
47173 Benicia Street, Fremont, CA 94538; USA TEL:(510) 319-4000 FAX:(510) 661-0888
This report shall not be reproduced except in full, without the written approval of UL Verification Services Inc.

BANDEDGE (HIGH CHANNEL)

HORIZONTAL RESULT

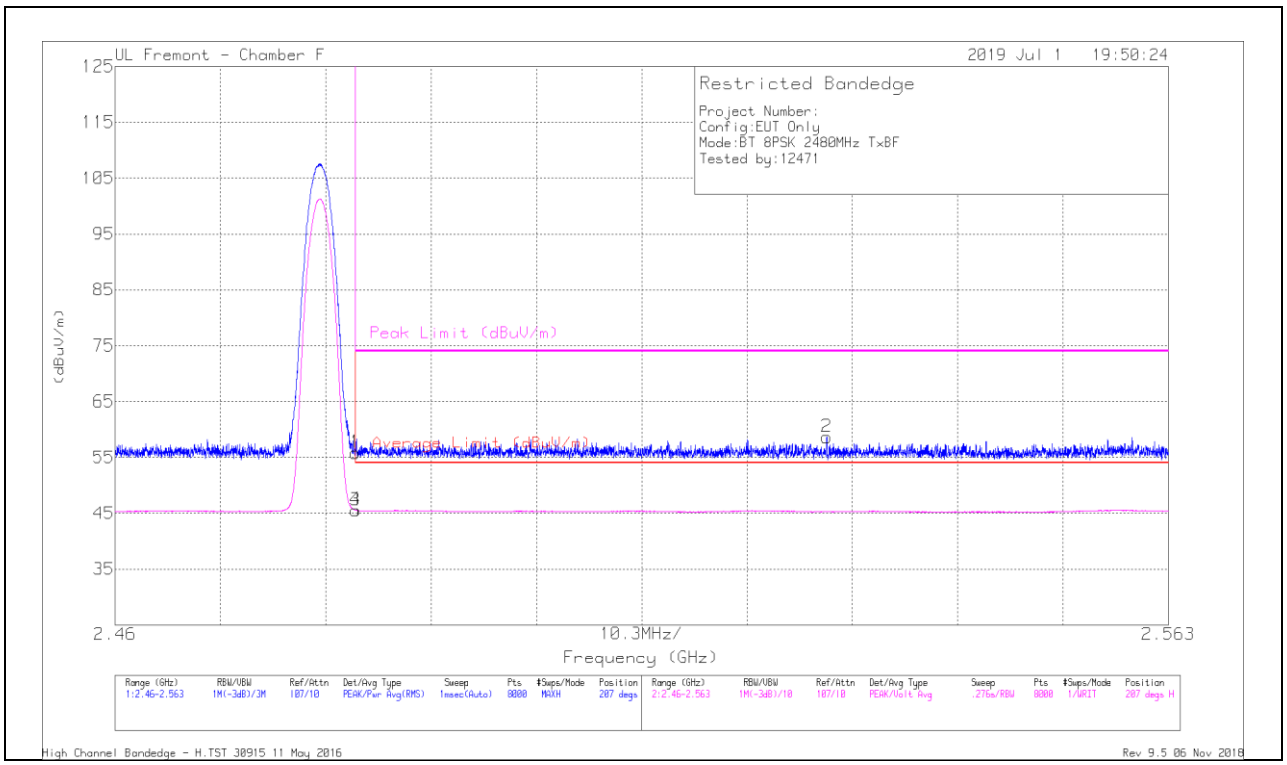

Marker	Frequency (GHz)	Meter Reading (dBuV)	Det	AF T345 (dB/m)	Amp/Cbl/Fltr /Pad (dB)	Corrected Reading (dBuV/m)	Average Limit (dBuV/m)	Margin (dB)	Peak Limit (dBuV/m)	PK Margin (dB)	Azimuth (Degs)	Height (cm)	Polarity
1	* 2.484	38.13	Pk	32.4	-14.7	55.83	-	-	74	-18.17	207	103	H
2	2.53	41.04	Pk	32.4	-14.8	58.64	-	-	74	-15.36	207	103	H
3	* 2.484	27.82	VA1T	32.4	-14.7	45.52	54	-8.48	-	-	207	103	H
4	* 2.484	27.84	VA1T	32.4	-14.7	45.54	54	-8.46	-	-	207	103	H

* - indicates frequency in CFR47 Pt 15 / IC RSS-Restricted Band
Pk - Peak detector
VA1T - FHSS: Linear Voltage Average VB=1/Ton where: Ton is transmit duration

UL VERIFICATION SERVICES INC.
47173 Benicia Street, Fremont, CA 94538; USA TEL:(510) 319-4000 FAX:(510) 661-0888
This report shall not be reproduced except in full, without the written approval of UL Verification Services Inc.

VERTICAL RESULT

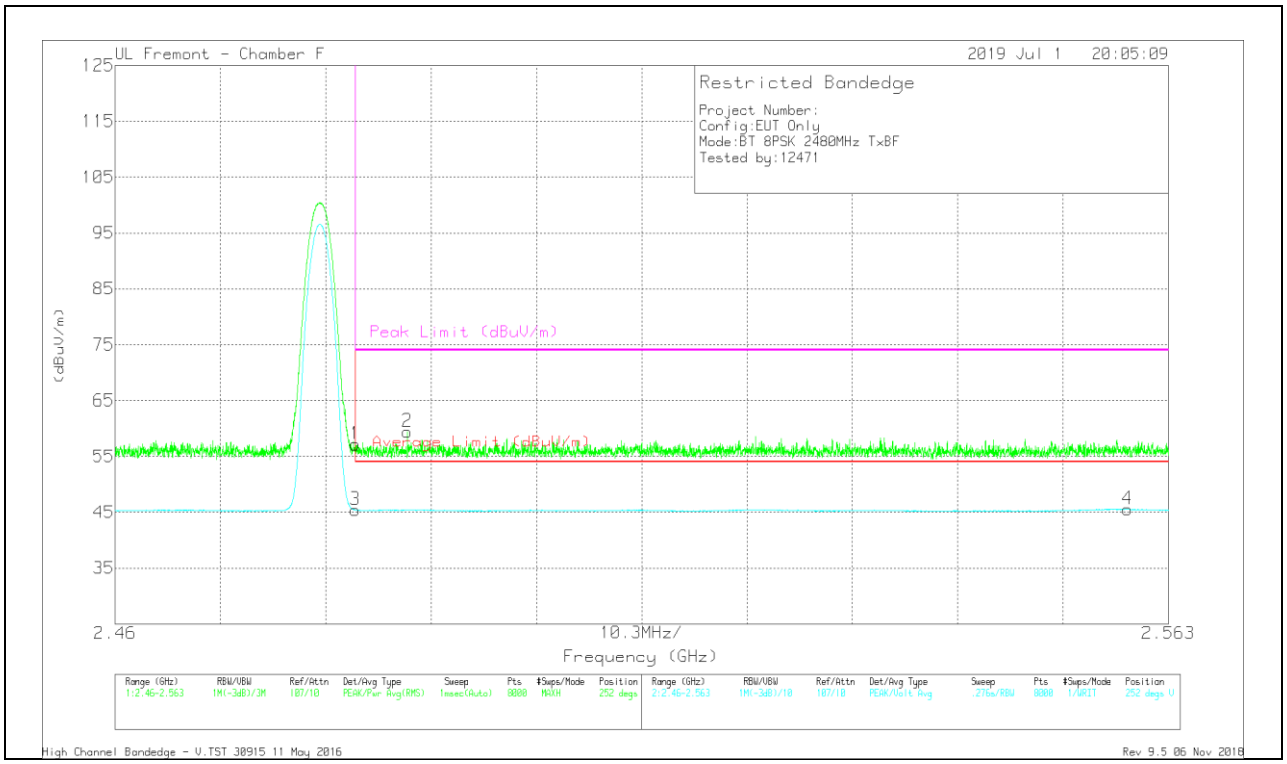

Marker	Frequency (GHz)	Meter Reading (dBuV)	Det	AF T345 (dB/m)	Amp/Cbl/Fltr /Pad (dB)	Corrected Reading (dBuV/m)	Average Limit (dBuV/m)	Margin (dB)	Peak Limit (dBuV/m)	PK Margin (dB)	Azimuth (Degs)	Height (cm)	Polarity
1	* 2.484	39.48	Pk	32.4	-14.7	57.18	-	-	74	-16.82	252	369	V
2	* 2.489	41.62	Pk	32.3	-14.5	59.42	-	-	74	-14.58	252	369	V
3	* 2.484	27.72	VA1T	32.4	-14.7	45.42	54	-8.58	-	-	252	369	V
4	2.559	27.64	VA1T	32.4	-14.5	45.54	54	-8.46	-	-	252	369	V

* - indicates frequency in CFR47 Pt 15 / IC RSS-Restricted Band
Pk - Peak detector
VA1T - FHSS: Linear Voltage Average VB=1/Ton where: Ton is transmit duration

UL VERIFICATION SERVICES INC.
47173 Benicia Street, Fremont, CA 94538; USA TEL:(510) 319-4000 FAX:(510) 661-0888
This report shall not be reproduced except in full, without the written approval of UL Verification Services Inc.

HARMONICS AND SPURIOUS EMISSIONS

LOW CHANNEL RESULTS

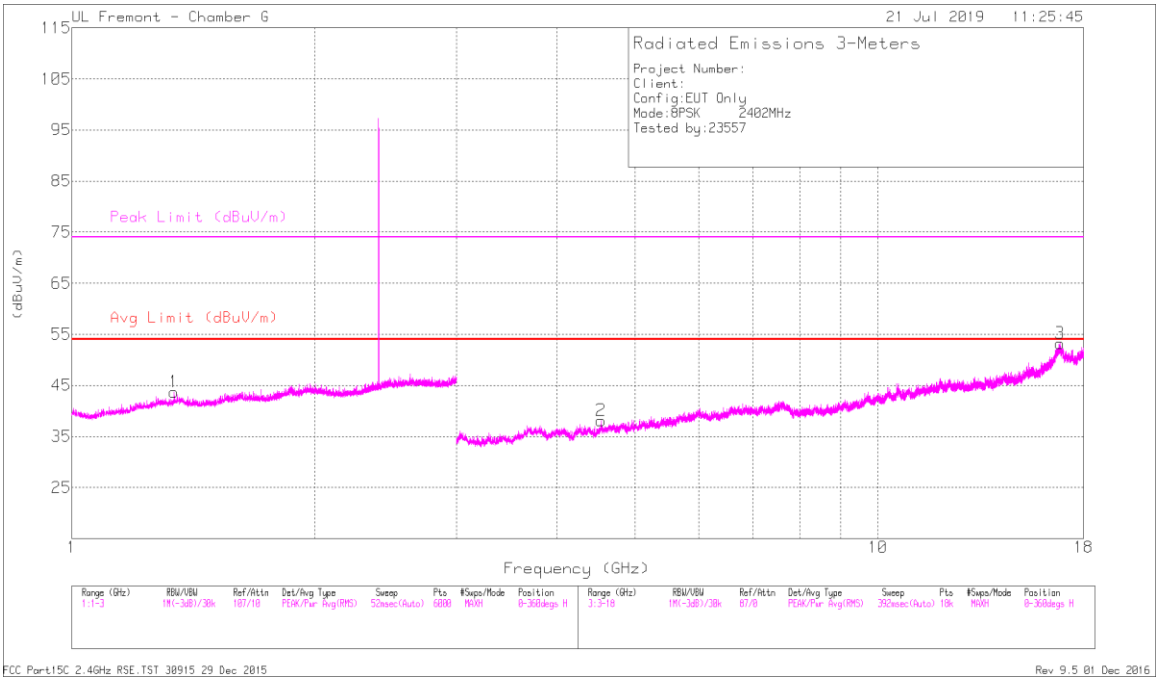

HORIZONTAL

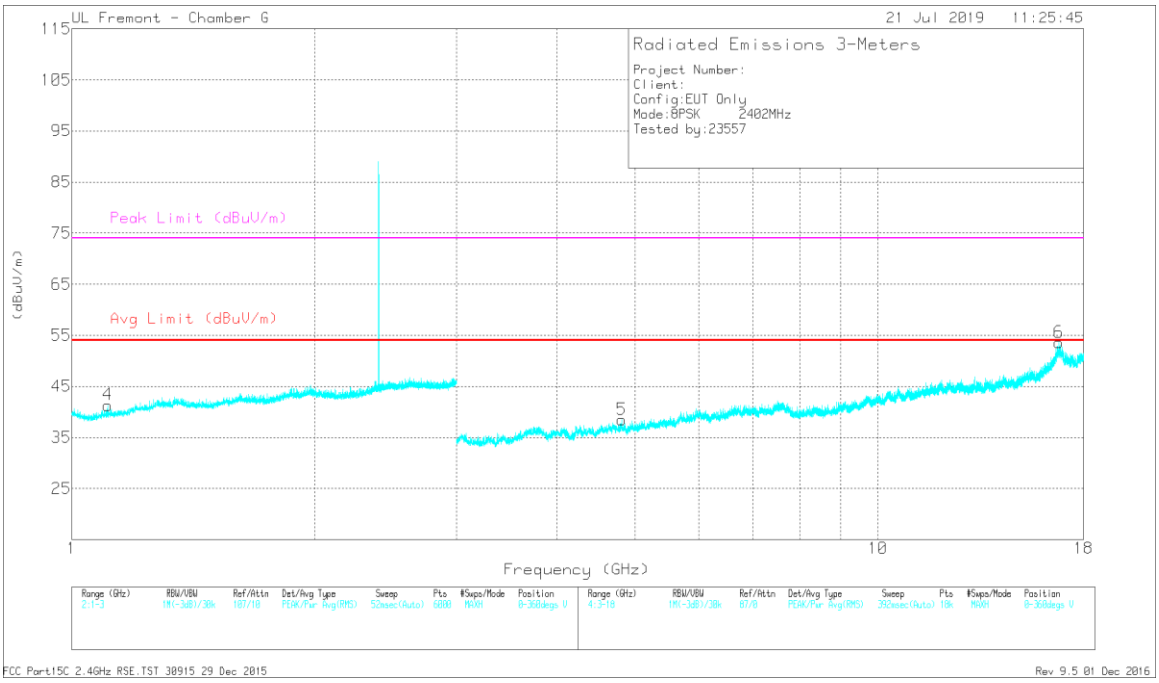

VERTICAL

UL VERIFICATION SERVICES INC.
47173 Benicia Street, Fremont, CA 94538; USA TEL:(510) 319-4000 FAX:(510) 661-0888
This report shall not be reproduced except in full, without the written approval of UL Verification Services Inc.

RADIATED EMISSIONS

Markers	Frequency (GHz)	Meter Reading (dBuV)	Det	AF T120 (dB/m)	Amp/Cbl/Fltr/Pad (dB)	Corrected Reading (dBuV/m)	Avg Limit (dBuV/m)	Margin (dB)	Peak Limit (dBuV/m)	PK Margin (dB)	Azimuth (Degs)	Height (cm)	Polarity
	* 1.371	42.28	PKFH	29.9	-23.2	48.98	-	-	74	-25.02	14	312	H
1	* 1.37	30.32	VA1T	30	-23.2	37.12	54	-16.88	-	-	14	312	H
	* 1.562	41.65	PKFH	27.8	-21.4	48.05	-	-	74	-25.95	178	246	V
4	* 1.563	30.23	VA1T	27.8	-21.4	36.63	54	-17.37	-	-	178	246	V
	* 4.841	39.64	PKFH	34.2	-29.7	44.14	-	-	74	-29.86	264	257	H
2	* 4.841	27.44	VA1T	34.2	-29.7	31.94	54	-22.06	-	-	264	257	H
	* 7.279	38.26	PKFH	35.8	-27.4	46.66	-	-	74	-27.34	190	335	H
3	* 7.28	26.03	VA1T	35.8	-27.4	34.43	54	-19.57	-	-	190	335	H
	* 3.644	40.67	PKFH	34.6	-29.5	45.77	-	-	74	-28.23	7	152	V
5	* 3.647	27.83	VA1T	34.6	-29.5	32.93	54	-21.07	-	-	7	152	V
	* 9.086	36.48	PKFH	36.5	-25.3	47.68	-	-	74	-26.32	356	207	V
6	* 9.084	25	VA1T	36.5	-25.3	36.2	54	-17.8	-	-	356	207	V

* - indicates frequency in CFR47 Pt 15 / IC RSS-Restricted Band
PKFH - FHSS: RB=100k/1MHz VB=3 x RB, Peak
VA1T - FHSS: Linear Voltage Average VB=1/Ton where: Ton is transmit duration

UL VERIFICATION SERVICES INC.
47173 Benicia Street, Fremont, CA 94538; USA TEL:(510) 319-4000 FAX:(510) 661-0888
This report shall not be reproduced except in full, without the written approval of UL Verification Services Inc.

MID CHANNEL RESULTS

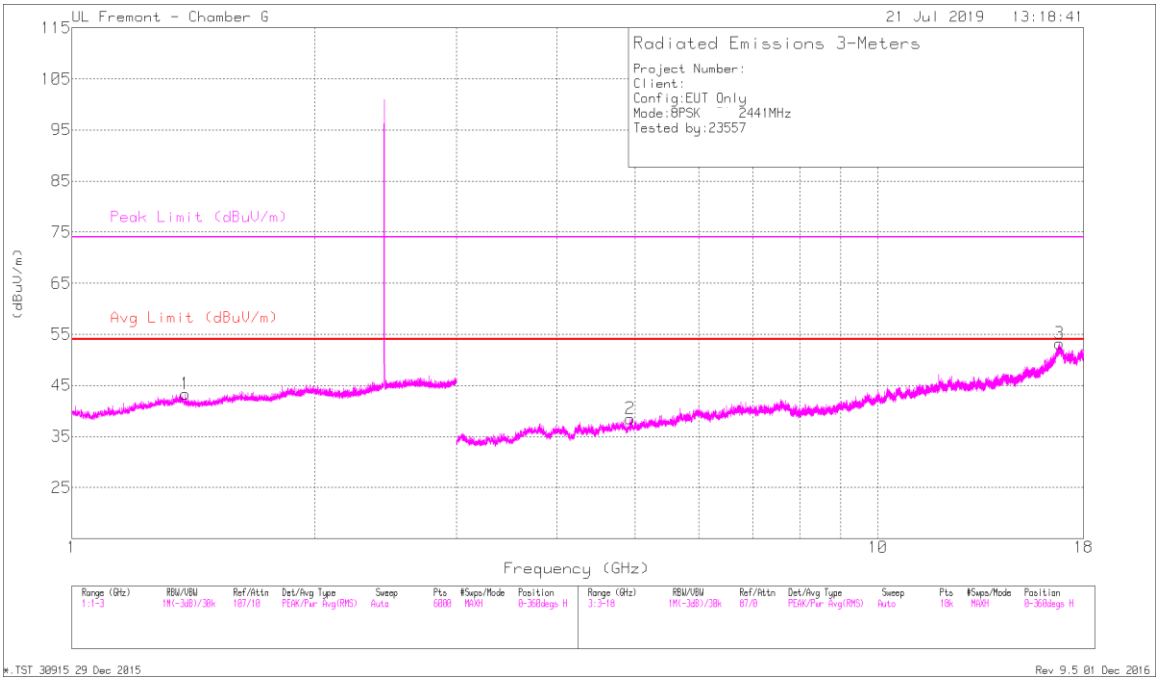

HORIZONTAL

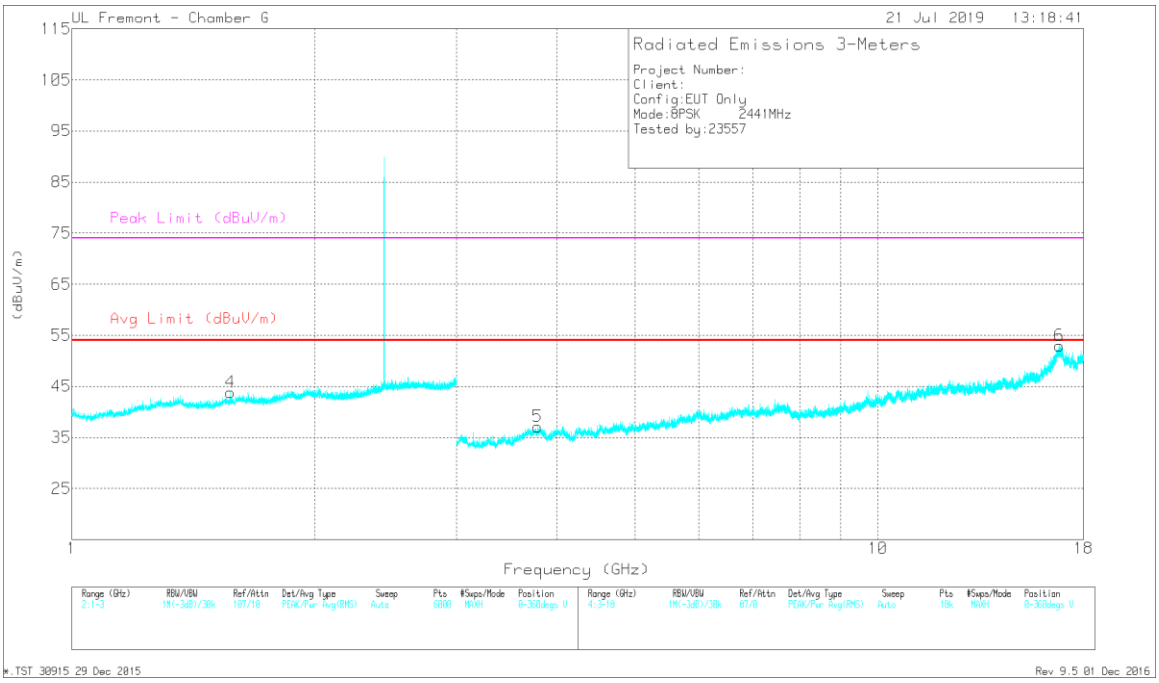

VERTICAL

UL VERIFICATION SERVICES INC.
47173 Benicia Street, Fremont, CA 94538; USA TEL:(510) 319-4000 FAX:(510) 661-0888
This report shall not be reproduced except in full, without the written approval of UL Verification Services Inc.

RADIATED EMISSIONS

Marker	Frequency (GHz)	Meter Reading (dBuV)	Det	AF T136 (dB/m)	Amp/Cbl/Fltr/Pad (dB)	Corrected Reading (dBuV/m)	Avg Limit (dBuV/m)	Margin (dB)	Peak Limit (dBuV/m)	PK Margin (dB)	Azimuth (Degs)	Height (cm)	Polarity
1	* 1.383	42.65	PKFH	29.4	-23.1	48.95	-	-	74	-25.05	284	217	H
	* 1.382	30.26	VA1T	29.4	-23.1	36.56	54	-17.44	-	-	284	217	H
4	* 1.574	42.6	PKFH	28.6	-21.4	49.8	-	-	74	-24.2	11	178	V
	* 1.572	30.1	VA1T	28.6	-21.4	37.3	54	-16.7	-	-	11	178	V
2	* 4.933	38.53	PKFH	33.9	-29.6	42.83	-	-	74	-31.17	302	311	H
	* 4.934	27.18	VA1T	33.9	-29.6	31.48	54	-22.52	-	-	302	311	H
5	* 3.786	38.56	PKFH	33.4	-29.6	42.36	-	-	74	-31.64	33	339	V
	* 3.788	27.35	VA1T	33.4	-29.6	31.15	54	-22.85	-	-	33	339	V
3	16.791	35.53	PKFH	41.8	-17.4	59.93	-	-	74	-14.07	296	186	H
6	16.801	34.21	PKFH	41.8	-17.5	58.51	-	-	74	-15.49	310	361	V

* - indicates frequency in CFR47 Pt 15 / IC RSS-Restricted Band
PKFH - FHSS: RB=100k/1MHz VB=3 x RB, Peak
VA1T - FHSS: Linear Voltage Average VB=1/Ton where: Ton is transmit duration

UL VERIFICATION SERVICES INC.
47173 Benicia Street, Fremont, CA 94538; USA TEL:(510) 319-4000 FAX:(510) 661-0888
This report shall not be reproduced except in full, without the written approval of UL Verification Services Inc.

HIGH CHANNEL RESULTS

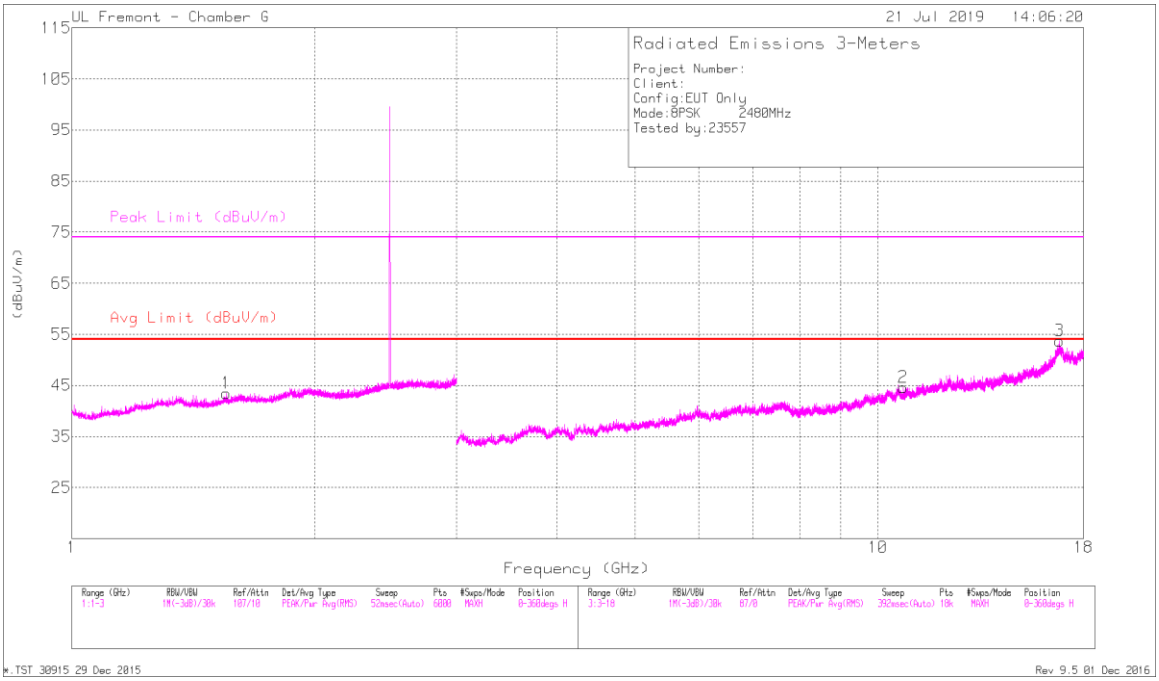

HORIZONTAL

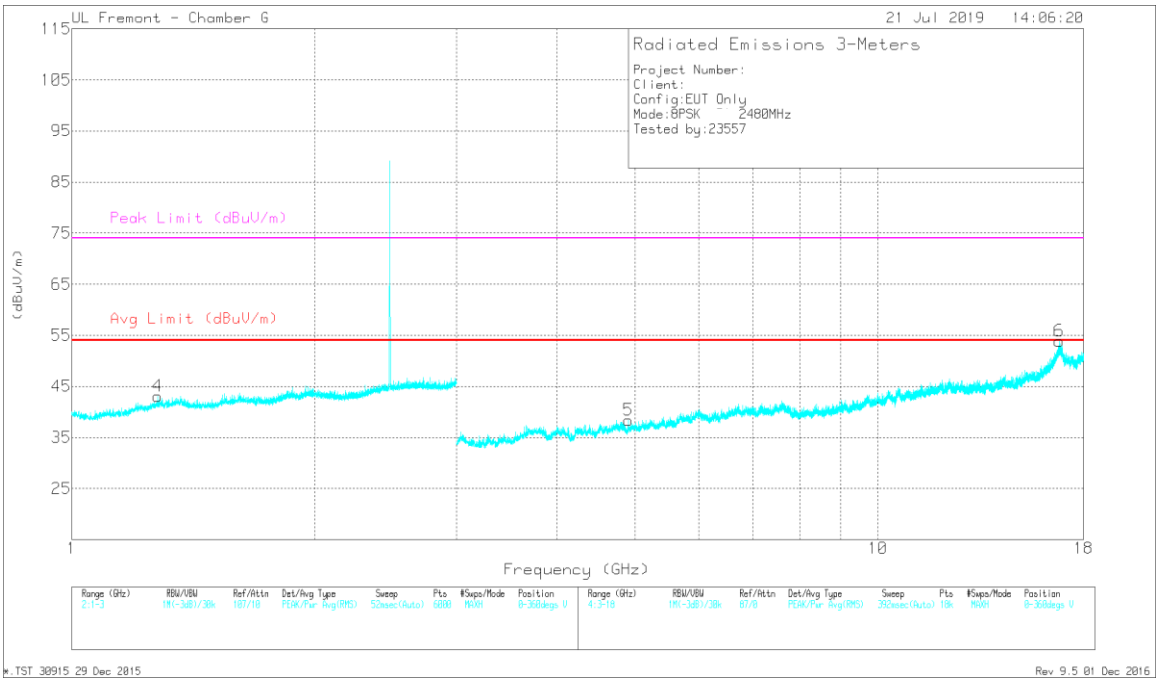

VERTICAL

UL VERIFICATION SERVICES INC.
47173 Benicia Street, Fremont, CA 94538; USA TEL:(510) 319-4000 FAX:(510) 661-0888
This report shall not be reproduced except in full, without the written approval of UL Verification Services Inc.

RADIATED EMISSIONS

Marker	Frequency (GHz)	Meter Reading (dBuV)	Det	AF T136 (dB/m)	Amp/Cbl/Fltr/Pad (dB)	Corrected Reading (dBuV/m)	Avg Limit (dBuV/m)	Margin (dB)	Peak Limit (dBuV/m)	PK Margin (dB)	Azimuth (Degs)	Height (cm)	Polarity
1	* 1.556	41.04	PKFH	28.6	-21.4	48.24	-	-	74	-25.76	54	312	H
	* 1.555	29.69	VA1T	28.7	-21.4	36.99	54	-17.01	-	-	54	312	H
4	* 1.277	42.25	PKFH	29.7	-23.6	48.35	-	-	74	-25.65	230	139	V
	* 1.28	30.14	VA1T	29.7	-23.6	36.24	54	-17.76	-	-	230	139	V
2	* 10.754	35.76	PKFH	37.7	-24	49.46	-	-	74	-24.54	75	220	H
	* 10.752	23.99	VA1T	37.7	-24	37.69	54	-16.31	-	-	75	220	H
5	* 4.904	39.27	PKFH	34	-29.5	43.77	-	-	74	-30.23	182	151	V
	* 4.903	27.24	VA1T	34	-29.5	31.74	54	-22.26	-	-	182	151	V
6	16.791	35.76	PKFH	41.8	-17.4	60.16	-	-	74	-13.84	341	218	V
3	16.803	35.34	PKFH	41.8	-17.6	59.54	-	-	74	-14.46	306	260	H

* - indicates frequency in CFR47 Pt 15 / IC RSS-Restricted Band
PKFH - FHSS: RB=100k/1MHz VB=3 x RB, Peak
VA1T - FHSS: Linear Voltage Average VB=1/Ton where: Ton is transmit duration

UL VERIFICATION SERVICES INC.
47173 Benicia Street, Fremont, CA 94538; USA TEL:(510) 319-4000 FAX:(510) 661-0888
This report shall not be reproduced except in full, without the written approval of UL Verification Services Inc.

9.3 WORST CASE BELOW 1 GHZ

SPURIOUS EMISSIONS 30 TO 1000 MHz (WORST-CASE CONFIGURATION)

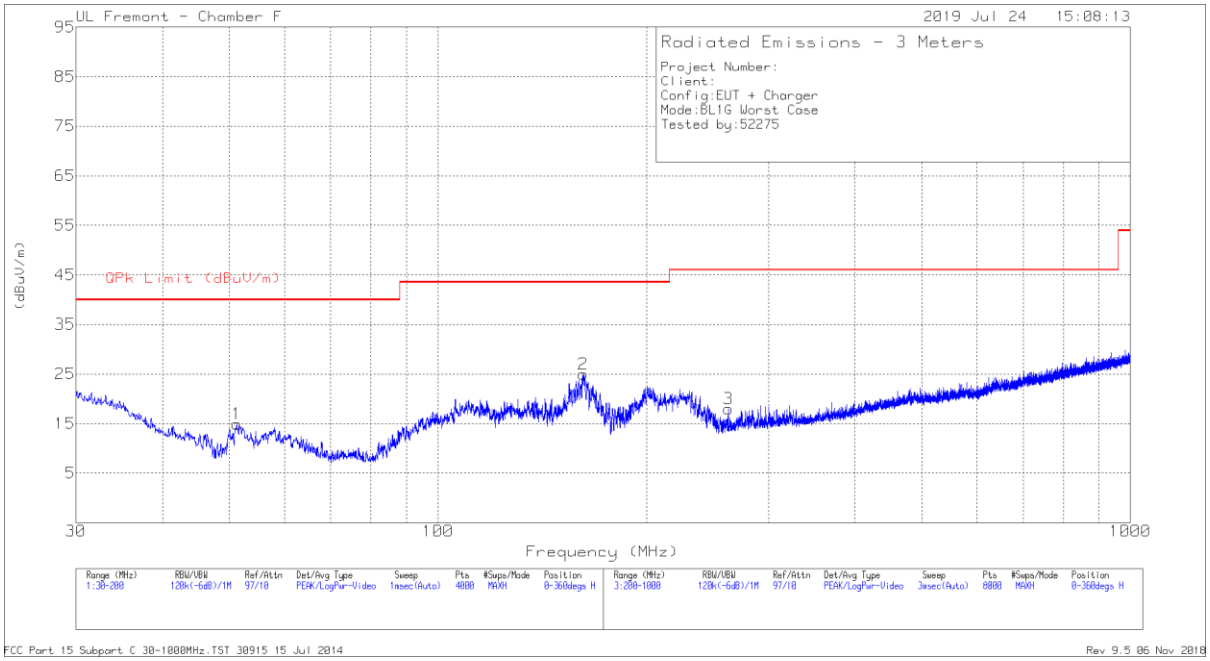

HORIZONTAL

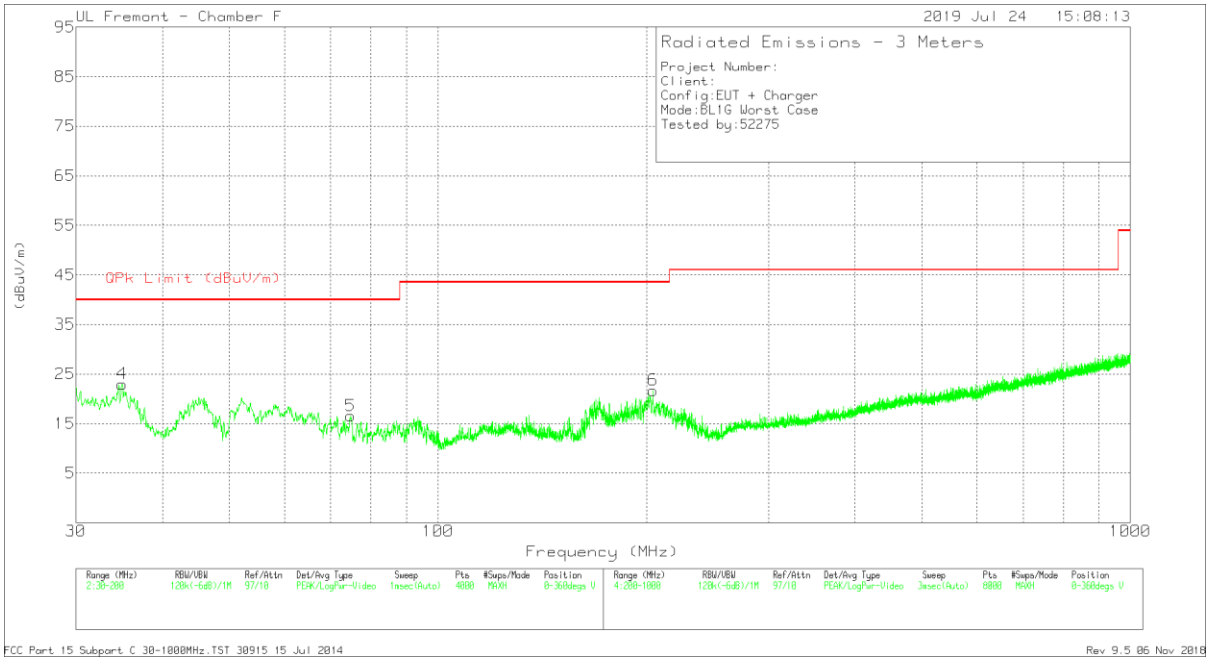

VERTICAL

UL VERIFICATION SERVICES INC.
47173 Benicia Street, Fremont, CA 94538; USA TEL:(510) 319-4000 FAX:(510) 661-0888
This report shall not be reproduced except in full, without the written approval of UL Verification Services Inc.

Below 1GHz Data

Marker	Frequency (MHz)	Meter Reading (dBuV)	Det	AF T407 (dB/m)	Amp/Cbl (dB)	Corrected Reading (dBuV/m)	QPk Limit (dBuV/m)	Margin (dB)	Azimuth (Degs)	Height (cm)	Polarity
1	51.3968	30.16	Qp	11.5	-31.6	10.06	40	-29.94	56	385	H
2	* 162.3105	33.79	Qp	16.1	-30.8	19.09	43.52	-24.43	100	159	H
4	35.0439	26.15	Qp	21.6	-31.9	15.85	40	-24.15	100	100	V
5	* 75.0742	29.4	Qp	11.9	-31.4	9.9	40	-30.1	293	101	V
3	* 262.8824	24.64	Qp	16.5	-30.1	11.04	46.02	-34.98	32	111	H
6	204.4075	30.16	Qp	15.2	-30.4	14.96	43.52	-28.56	32	103	V

* - indicates frequency in CFR47 Pt 15 / IC RSS-Restricted Band
Qp - Quasi-Peak detector
FCC Part 15 Subpart C 30-1000MHz.TST 30915 15 Jul 2014
Rev 9.5 06 Nov 2018

UL VERIFICATION SERVICES INC.
47173 Benicia Street, Fremont, CA 94538; USA TEL:(510) 319-4000 FAX:(510) 661-0888
This report shall not be reproduced except in full, without the written approval of UL Verification Services Inc.

9.4 WORST CASE 18-26 GHZ

SPURIOUS EMISSIONS 18-26 GHz (WORST-CASE CONFIGURATION)

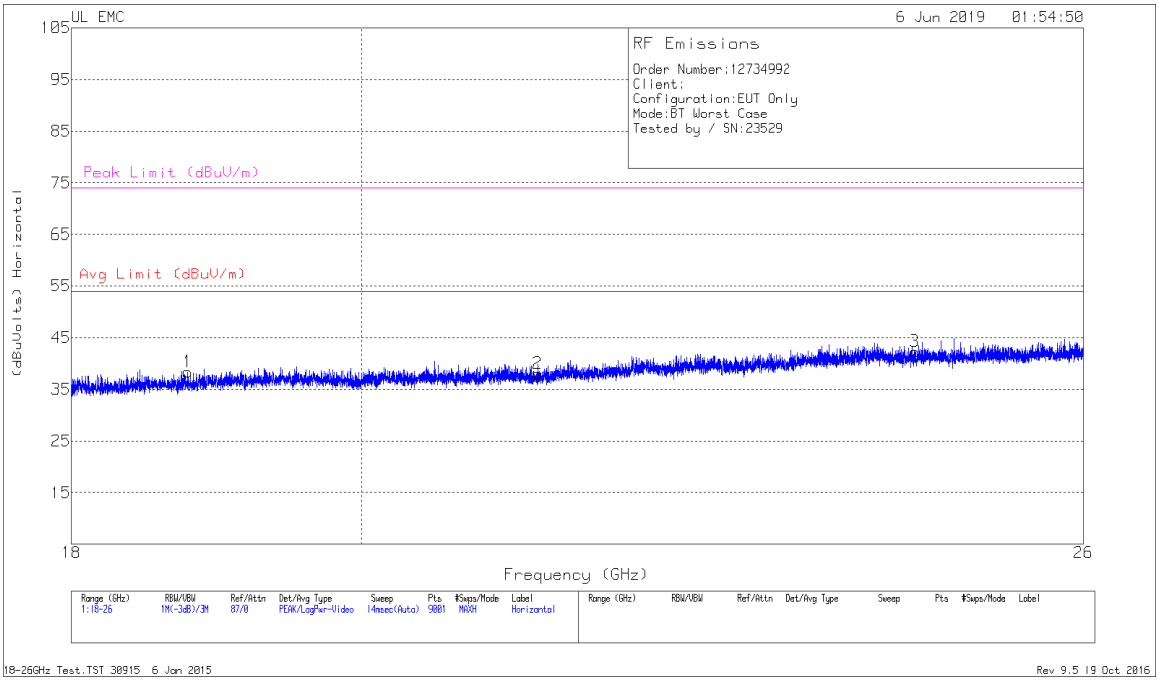

HORIZONTAL

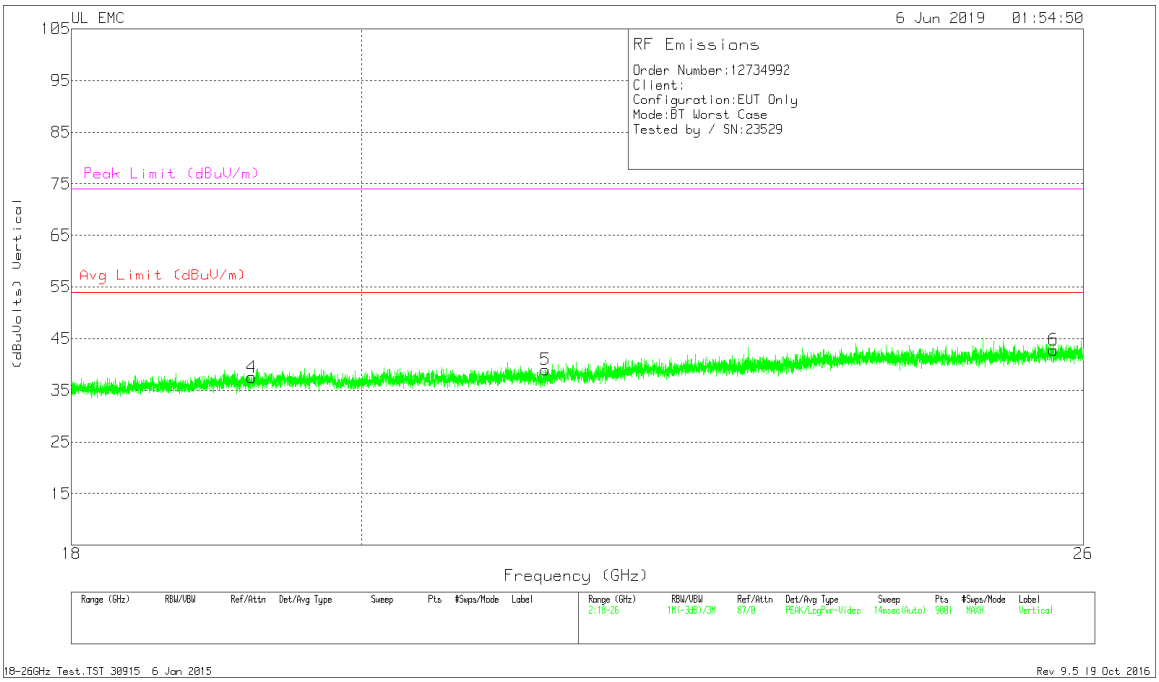

VERTICAL

UL VERIFICATION SERVICES INC.
47173 Benicia Street, Fremont, CA 94538; USA TEL:(510) 319-4000 FAX:(510) 661-0888
This report shall not be reproduced except in full, without the written approval of UL Verification Services Inc.

18 – 26GHz DATA

Marker	Frequency (GHz)	Meter Reading (dBuV)	Det	T447 AF (dB/m)	Amp/Cbl (dB)	Dist Corr (dB)	Corrected Reading (dBuVolts)	Avg Limit (dBuV/m)	Margin (dB)	Peak Limit (dBuV/m)	PK Margin (dB)
1	18.777	37.33	Pk	32.4	-21.9	-9.5	38.33	54	-15.67	74	-35.67
2	21.32	35.89	Pk	33	-21.3	-9.5	38.09	54	-15.91	74	-35.91
3	24.453	37.26	Pk	34.3	-19.8	-9.5	42.26	54	-11.74	74	-31.74
4	19.22	35.82	Pk	32.7	-21.5	-9.5	37.52	54	-16.48	74	-36.48
5	21.381	36.77	Pk	33	-21.3	-9.5	38.97	54	-15.03	74	-35.03
6	25.72	38.03	Pk	34.4	-20.1	-9.5	42.83	54	-11.17	74	-31.17

UL VERIFICATION SERVICES INC.
47173 Benicia Street, Fremont, CA 94538; USA TEL:(510) 319-4000 FAX:(510) 661-0888
This report shall not be reproduced except in full, without the written approval of UL Verification Services Inc.

10. AC POWER LINE CONDUCTED EMISSIONS

LIMITS

FCC §15.207 (a)

RSS-Gen 8.8

Frequency of Emission (MHz)	Conducted Limit (dBuV)	
	Quasi-peak	Average
0.15-0.5	66 to 56 *	56 to 46 *
0.5-5	56	46
5-30	60	50

* Decreases with the logarithm of the frequency.

TEST PROCEDURE

The EUT is placed on a non-conducting table 40 cm from the vertical ground plane and 80 cm above the horizontal ground plane. The EUT is configured in accordance with ANSI C63.4.

The receiver is set to a resolution bandwidth of 9 kHz. Peak detection is used unless otherwise noted as quasi-peak or average.

Line conducted data is recorded for both NEUTRAL and HOT lines.

RESULTS

UL VERIFICATION SERVICES INC.
47173 Benicia Street, Fremont, CA 94538; USA TEL:(510) 319-4000 FAX:(510) 661-0888
This report shall not be reproduced except in full, without the written approval of UL Verification Services Inc.

10.1. AC Power Line Host

LINE 1 RESULTS

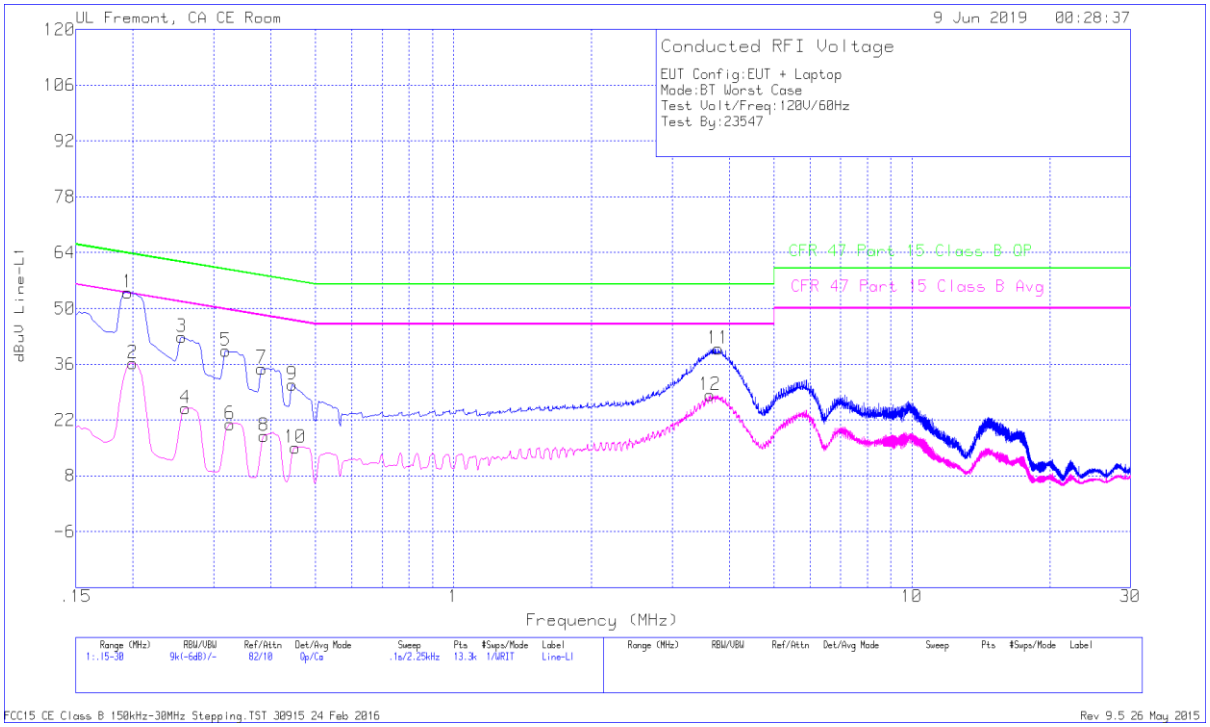

Range 1: Line-L1 .15 - 30MHz											
Marker	Frequency (MHz)	Meter Reading (dBuV)	Det	LISN L1	LC Cables C1&C3	Limiter (dB)	Corrected Reading dBuV	CFR 47 Part 15 Class B QP	QP Margin (dB)	CFR 47 Part 15 Class B Avg	Av(CISPR)Margin (dB)
1	.195	43.86	Qp	0	0	10.1	53.96	63.82	-9.86	-	-
2	.1995	26.15	Ca	0	0	10.1	36.25	-	-	53.63	-17.38
3	.25575	32.71	Qp	0	0	10.1	42.81	61.57	-18.76	-	-
4	.26025	14.94	Ca	0	0	10.1	25.04	-	-	51.42	-26.38
5	.31875	29.24	Qp	0	0	10.1	39.34	59.74	-20.4	-	-
6	.3255	10.84	Ca	0	0	10.1	20.94	-	-	49.57	-28.63
7	.38175	24.86	Qp	0	0	10.1	34.96	58.24	-23.28	-	-
8	.38625	7.95	Ca	0	0	10.1	18.05	-	-	48.14	-30.09
9	.44475	20.73	Qp	0	0	10.1	30.83	56.97	-26.14	-	-
10	.4515	5.03	Ca	0	0	10.1	15.13	-	-	46.85	-31.72
11	3.78375	29.71	Qp	0	.1	10.1	39.91	56	-16.09	-	-
12	3.6285	18.06	Ca	0	.1	10.1	28.26	-	-	46	-17.74

Qp - Quasi-Peak detector

Ca - CISPR average detection

UL VERIFICATION SERVICES INC.
47173 Benicia Street, Fremont, CA 94538; USA TEL:(510) 319-4000 FAX:(510) 661-0888
This report shall not be reproduced except in full, without the written approval of UL Verification Services Inc.

LINE 2 RESULTS

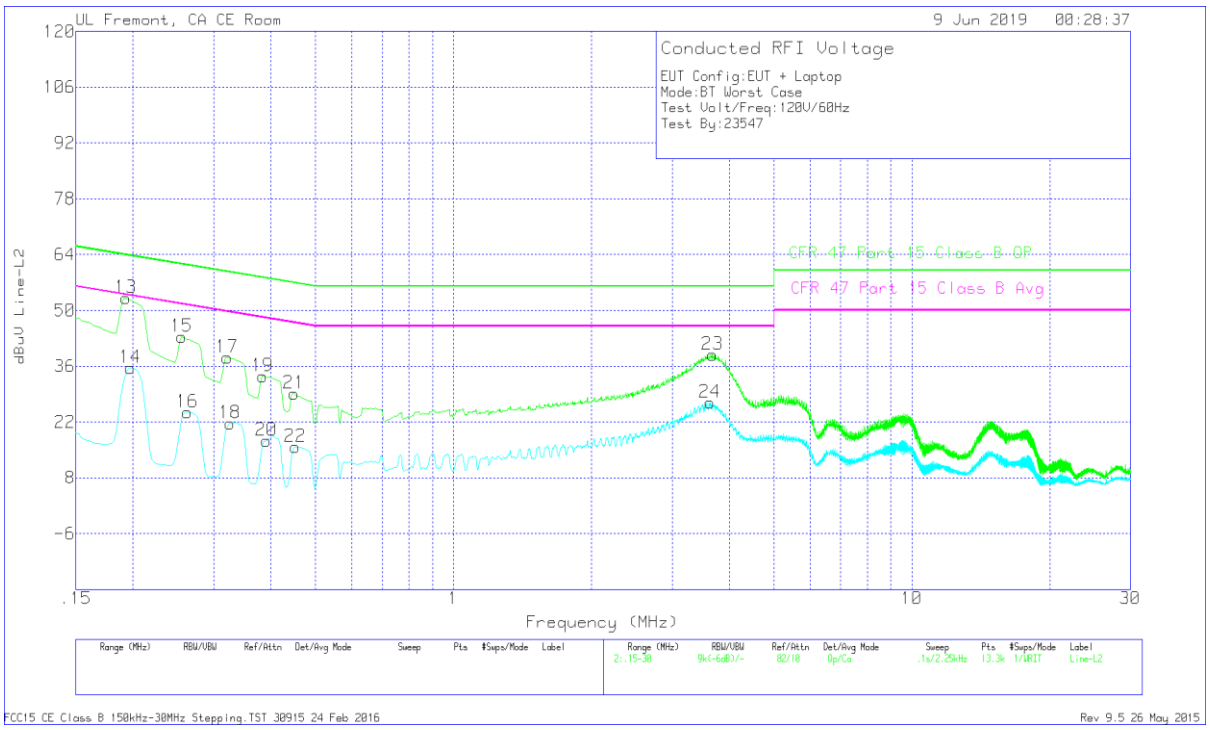

Range 2: Line-L2 .15 - 30MHz											
Marker	Frequency (MHz)	Meter Reading (dBuV)	Det	LISN L2	LC Cables C2&C3	Limiter (dB)	Corrected Reading dBuV	CFR 47 Part 15 Class B QP	QP Margin (dB)	CFR 47 Part 15 Class B Avg	Av(CISPR)Margin (dB)
13	.19275	43.08	Qp	0	0	10.1	53.18	63.92	-10.74	-	-
14	.19725	25.45	Ca	0	0	10.1	35.55	-	-	53.73	-18.18
15	.25575	33.24	Qp	0	0	10.1	43.34	61.57	-18.23	-	-
16	.2625	14.42	Ca	0	0	10.1	24.52	-	-	51.35	-26.83
17	.321	28.08	Qp	0	0	10.1	38.18	59.68	-21.5	-	-
18	.3255	11.49	Ca	0	0	10.1	21.59	-	-	49.57	-27.98
19	.384	23.41	Qp	0	0	10.1	33.51	58.19	-24.68	-	-
20	.39075	7.18	Ca	0	0	10.1	17.28	-	-	48.05	-30.77
21	.44925	19.03	Qp	0	0	10.1	29.13	56.89	-27.76	-	-
22	.4515	5.59	Ca	0	0	10.1	15.69	-	-	46.85	-31.16
23	3.67125	28.73	Qp	0	.1	10.1	38.93	56	-17.07	-	-
24	3.62625	16.72	Ca	0	.1	10.1	26.92	-	-	46	-19.08

Qp - Quasi-Peak detector

Ca - CISPR average detection

UL VERIFICATION SERVICES INC.
47173 Benicia Street, Fremont, CA 94538; USA TEL:(510) 319-4000 FAX:(510) 661-0888
This report shall not be reproduced except in full, without the written approval of UL Verification Services Inc.

10.2. AC Power Line Norm

LINE 1 RESULTS

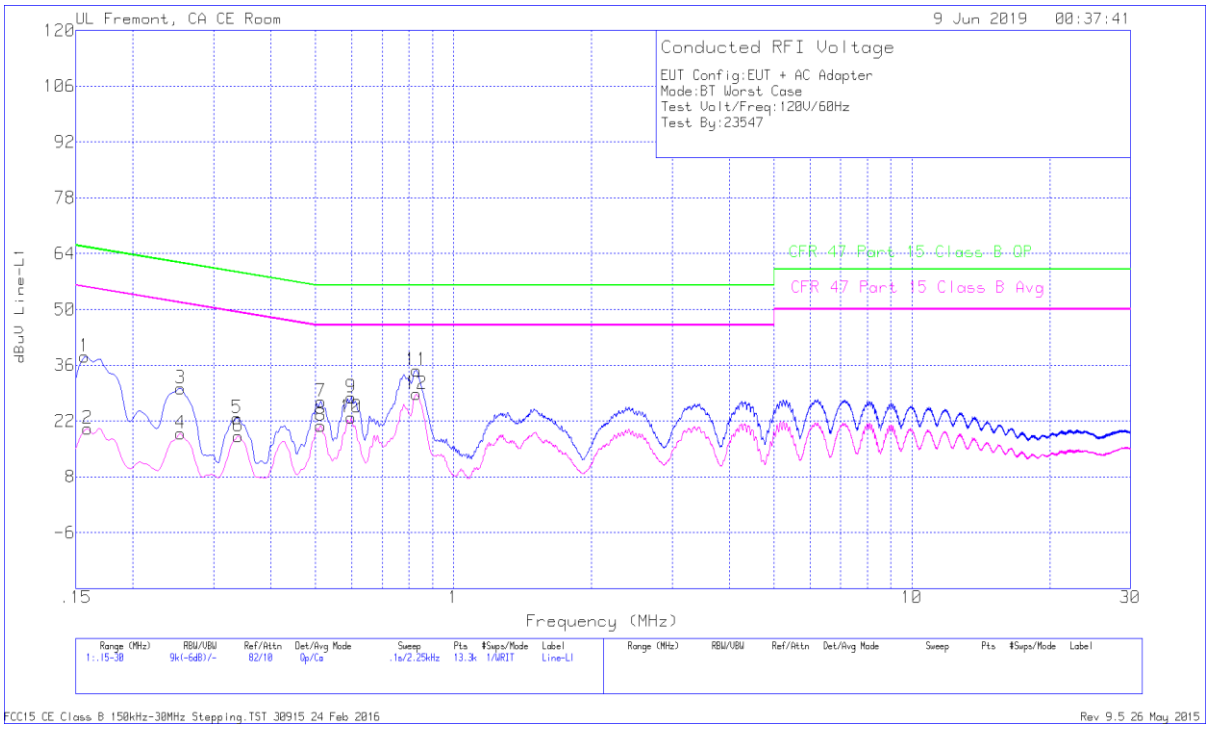

Range 1: Line-L1 .15 - 30MHz											
Marker	Frequency (MHz)	Meter Reading (dBuV)	Det	LISN L1	LC Cables C1&C3	Limiter (dB)	Corrected Reading dBuV	CFR 47 Part 15 Class B QP	QP Margin (dB)	CFR 47 Part 15 Class B Avg	Av(CISPR)Margin (dB)
1	.15675	27.92	Qp	.1	0	10.1	38.12	65.63	-27.51	-	-
2	.159	9.83	Ca	.1	0	10.1	20.03	-	-	55.52	-35.49
3	.2535	20.1	Qp	0	0	10.1	30.2	61.64	-31.44	-	-
4	.2535	8.72	Ca	0	0	10.1	18.82	-	-	51.64	-32.82
5	.33675	12.61	Qp	0	0	10.1	22.71	59.28	-36.57	-	-
6	.339	8.17	Ca	0	0	10.1	18.27	-	-	49.23	-30.96
7	.5145	16.84	Qp	0	0	10.1	26.94	56	-29.06	-	-
8	.51337	10.77	Ca	0	0	10.1	20.87	-	-	46	-25.13
9	.59775	17.89	Qp	0	0	10.1	27.99	56	-28.01	-	-
10	.59775	12.74	Ca	0	0	10.1	22.84	-	-	46	-23.16
11	.8295	24.68	Qp	0	0	10.1	34.78	56	-21.22	-	-
12	.8295	18.66	Ca	0	0	10.1	28.76	-	-	46	-17.24

Qp - Quasi-Peak detector

Ca - CISPR average detection

UL VERIFICATION SERVICES INC.
47173 Benicia Street, Fremont, CA 94538; USA TEL:(510) 319-4000 FAX:(510) 661-0888
This report shall not be reproduced except in full, without the written approval of UL Verification Services Inc.

LINE 2 RESULTS

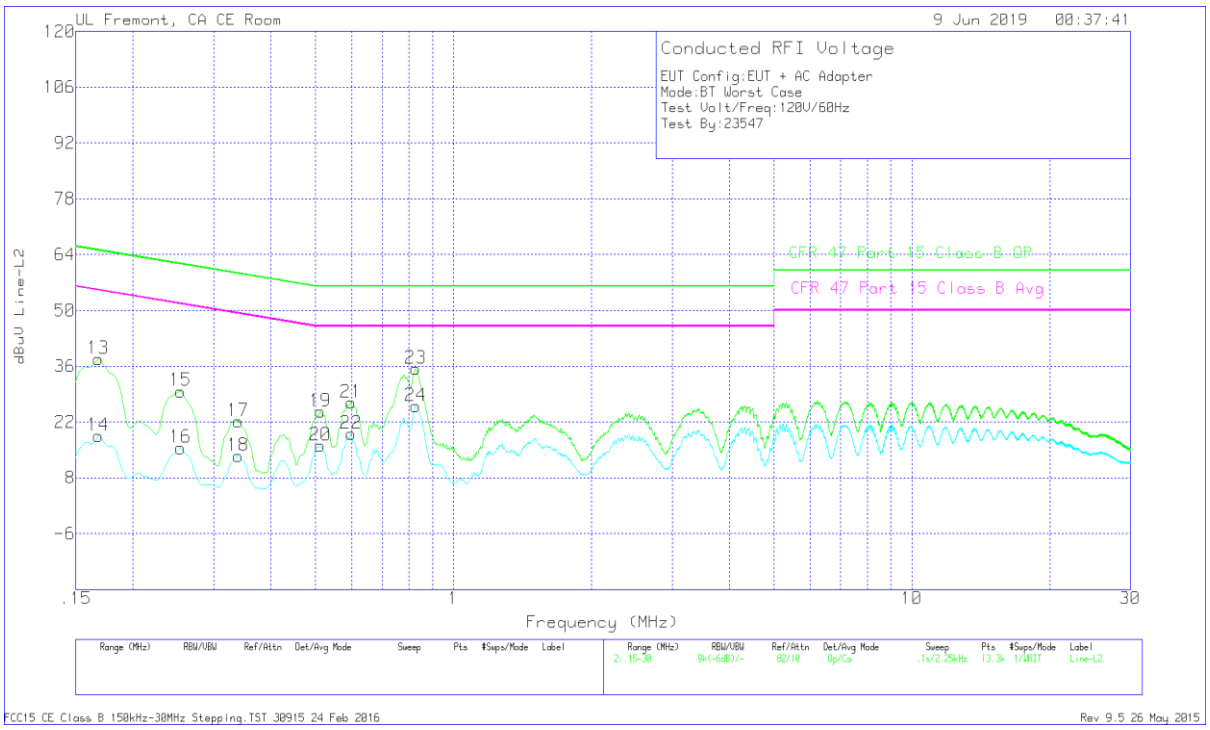

Range 2: Line-L2 .15 - 30MHz											
Marker	Frequency (MHz)	Meter Reading (dBuV)	Det	LISN L2	LC Cables C2&C3	Limiter (dB)	Corrected Reading dBuV	CFR 47 Part 15 Class B QP	QP Margin (dB)	CFR 47 Part 15 Class B Avg	Av(CISPR)Margin (dB)
13	.168	27.56	Qp	.1	0	10.1	37.76	65.06	-27.3	-	-
14	.168	8.28	Ca	.1	0	10.1	18.48	-	-	55.06	-36.58
15	.2535	19.65	Qp	0	0	10.1	29.75	61.64	-31.89	-	-
16	.2535	5.4	Ca	0	0	10.1	15.5	-	-	51.64	-36.14
17	.339	12.09	Qp	0	0	10.1	22.19	59.23	-37.04	-	-
18	.339	3.44	Ca	0	0	10.1	13.54	-	-	49.23	-35.69
19	.51225	14.5	Qp	0	0	10.1	24.6	56	-31.4	-	-
20	.51225	6.06	Ca	0	0	10.1	16.16	-	-	46	-29.84
21	.59775	16.8	Qp	0	0	10.1	26.9	56	-29.1	-	-
22	.59775	8.92	Ca	0	0	10.1	19.02	-	-	46	-26.98
23	.82725	25.25	Qp	0	0	10.1	35.35	56	-20.65	-	-
24	.82725	15.9	Ca	0	0	10.1	26	-	-	46	-20

Qp - Quasi-Peak detector

Ca - CISPR average detection

END OF TEST REPORT

UL VERIFICATION SERVICES INC.
47173 Benicia Street, Fremont, CA 94538; USA TEL:(510) 319-4000 FAX:(510) 661-0888
This report shall not be reproduced except in full, without the written approval of UL Verification Services Inc.

11. SETUP PHOTOS

Please refer to 12901678-EP1V1 for setup photos

UL VERIFICATION SERVICES INC.
47173 Benicia Street, Fremont, CA 94538; USA TEL:(510) 319-4000 FAX:(510) 661-0888
This report shall not be reproduced except in full, without the written approval of UL Verification Services Inc.