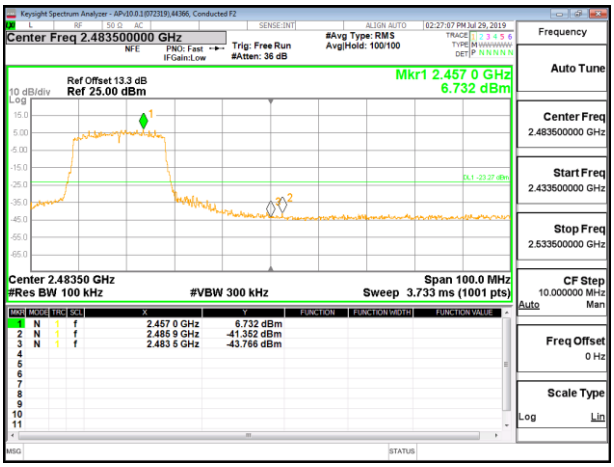

HIGH CHANNEL 9 BANDEDGE ANT 3

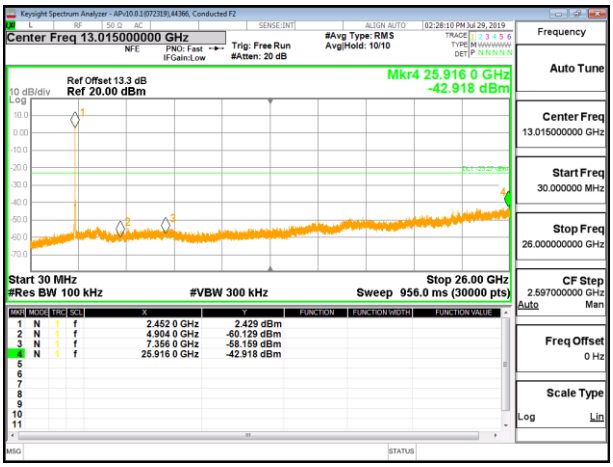

OUT-OF-BAND HIGH CHANNEL 9 ANT 3

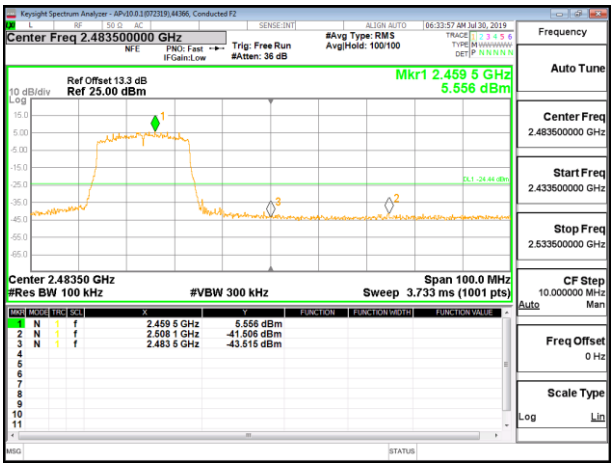

HIGH CHANNEL 10 BANDEDGE ANT 3

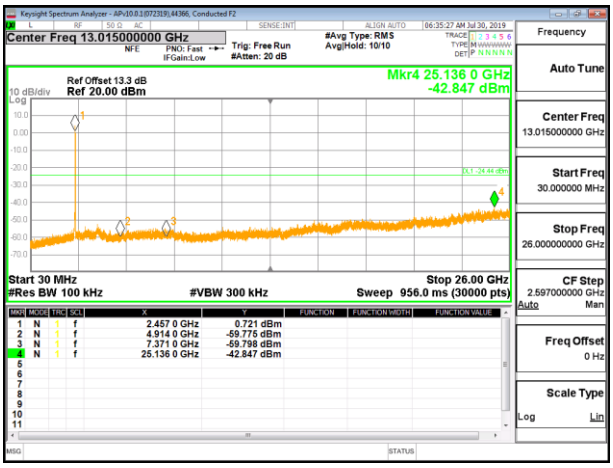

OUT-OF-BAND HIGH CHANNEL 10 ANT 3

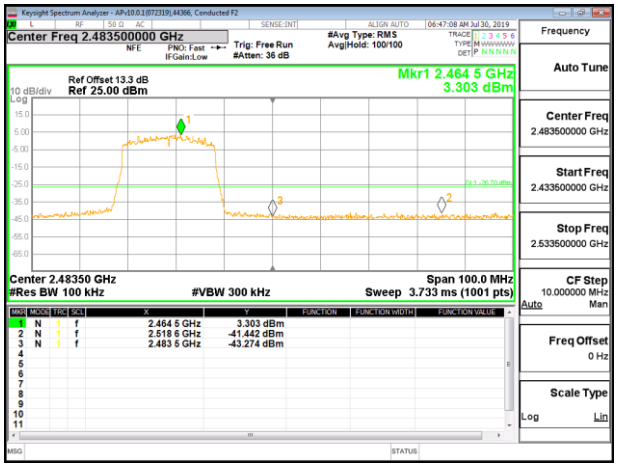

HIGH CHANNEL 11 BANDEDGE ANT 3

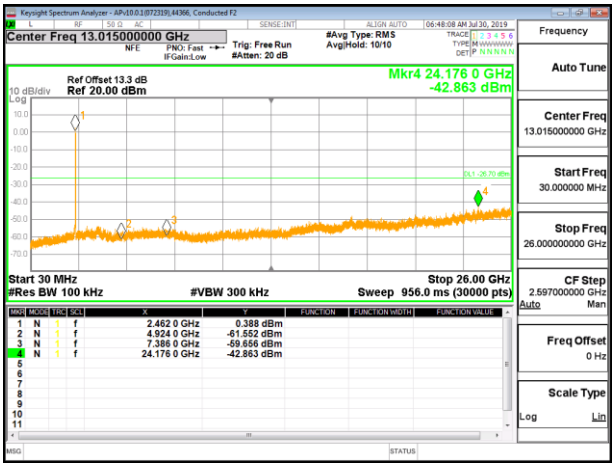

OUT-OF-BAND HIGH CHANNEL 11 ANT 3

UL VERIFICATION SERVICES INC.
47173 Benicia Street, Fremont, CA 94538; USA TEL:(510) 319-4000 FAX:(510) 661-0888
This report shall not be reproduced except in full, without the written approval of UL Verification Services Inc.

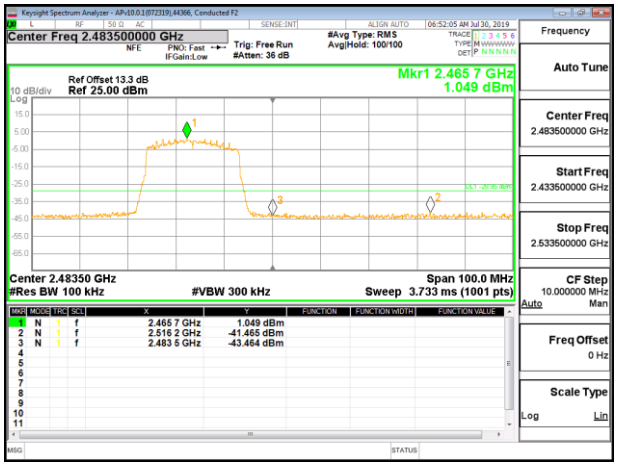

HIGH CHANNEL 12 BANDEDGE ANT 3

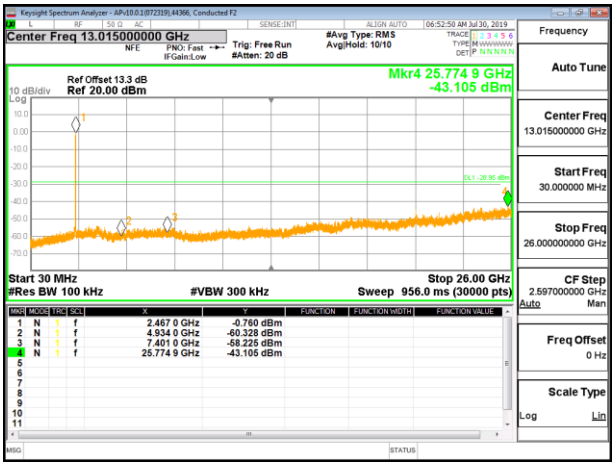

OUT-OF-BAND HIGH CHANNEL 12 ANT 3

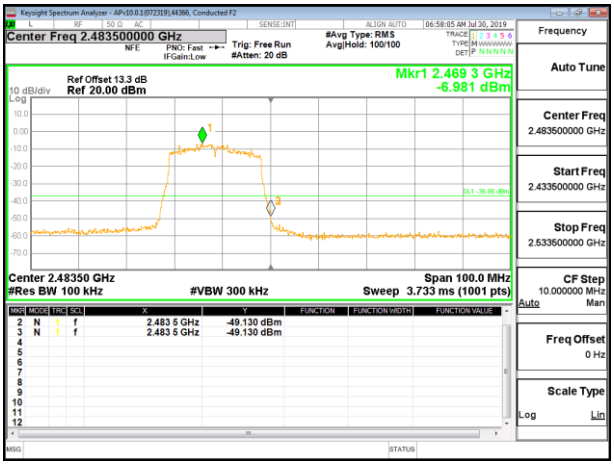

HIGH CHANNEL 13 BANDEDGE ANT 3

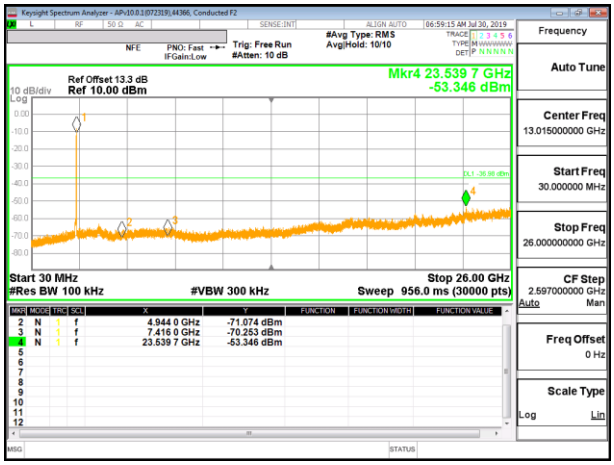

OUT-OF-BAND HIGH CHANNEL 13 ANT 3

UL VERIFICATION SERVICES INC.
47173 Benicia Street, Fremont, CA 94538; USA TEL:(510) 319-4000 FAX:(510) 661-0888
This report shall not be reproduced except in full, without the written approval of UL Verification Services Inc.

9. RADIATED TEST RESULTS

LIMITS

FCC §15.205 and §15.209

RSS-GEN, Section 8.9 and 8.10

Frequency Range (MHz)	Field Strength Limit (uV/m) at 3 m	Field Strength Limit (dBuV/m) at 3 m
0.009-0.490	2400/F(kHz) @ 300 m	-
0.490-1.705	24000/F(kHz) @ 30 m	-
1.705 - 30	30 @ 30m	-
30 - 88	100	40
88 - 216	150	43.5
216 - 960	200	46
Above 960	500	54

TEST PROCEDURE

The EUT is placed on a non-conducting table 80 cm above the ground plane for measurement below 1GHz; 1.5 m above the ground plane for measurement above 1GHz. The antenna to EUT distance is 3 meters. The EUT is configured in accordance with ANSI C63.10. The EUT is set to transmit in a continuous mode.

For measurements below 1 GHz the resolution bandwidth is set to 100 kHz for peak detection measurements or 120 kHz for quasi-peak detection measurements. Peak detection is used unless otherwise noted as quasi-peak.

For pre-scans above 1 GHz the resolution bandwidth is set to 1 MHz; the video bandwidth is set to 30 KHz for peak measurements.

For final measurements above 1 GHz the resolution bandwidth is set to 1 MHz; the video bandwidth is set to 3 MHz for peak measurements and as applicable for average measurements.

The spectrum from 1 GHz to 18 GHz is investigated with the transmitter set to the lowest, middle, and highest channels in each applicable band. Below 1GHz and above 18GHz emissions, the channel with the highest output power was tested.

The frequency range of interest is monitored at a fixed antenna height and EUT azimuth. The EUT is rotated through 360 degrees to maximize emissions received. The antenna is scanned from 1 to 4 meters above the ground plane to further maximize the emission. Measurements are made with the antenna polarized in both the vertical and the horizontal positions.

KDB 414788 Open Field Site(OFS) and Chamber Correlation Justification

Base on FCC 15.31 (f) (2): measurements may be performed at a distance closer than that specified in the regulations; however, an attempt should be made to avoid making measurements in the near field.

OFS and chamber correlation testing had been performed and chamber measured test result is the worst case test result.

UL VERIFICATION SERVICES INC.
47173 Benicia Street, Fremont, CA 94538; USA TEL:(510) 319-4000 FAX:(510) 661-0888
This report shall not be reproduced except in full, without the written approval of UL Verification Services Inc.

9.1. TRANSMITTER ABOVE 1 GHz

9.1.1. TX ABOVE 1 GHz 802.11b MODE IN THE 2.4 GHz BAND

1TX Antenna 4 MODE

BANDEDGE (LOW CHANNEL, CH 1)

HORIZONTAL RESULT

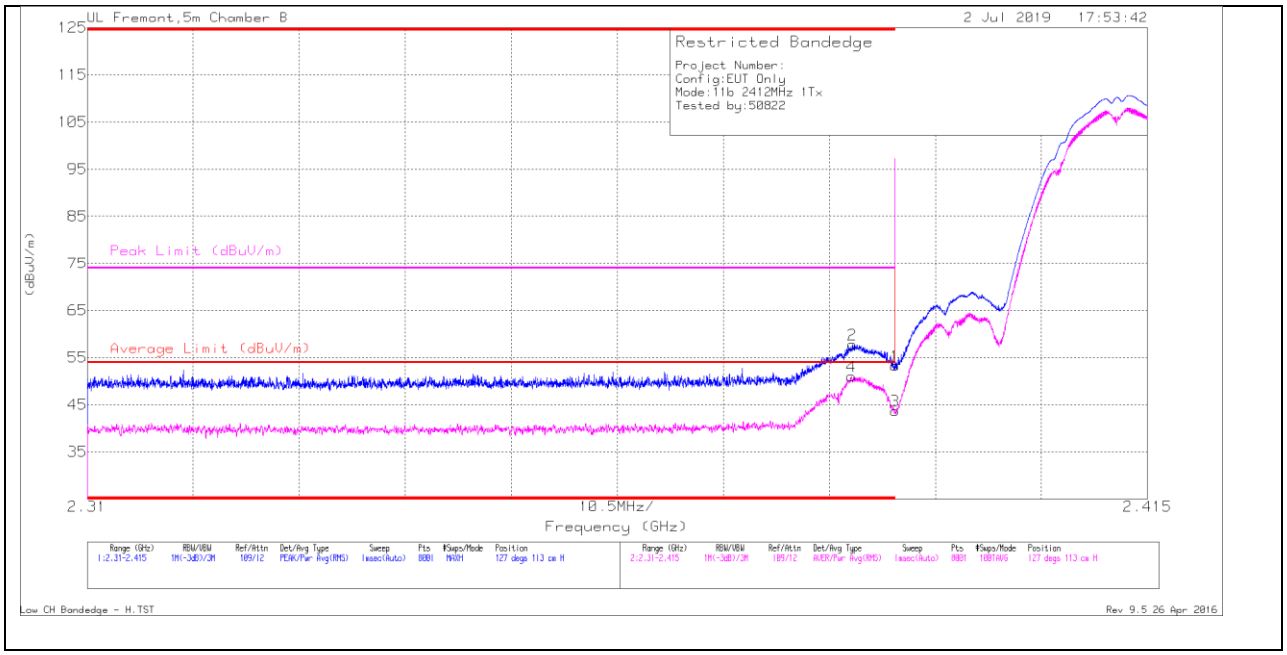

Marker	Frequency (GHz)	Meter Reading (dBuV)	Det	AF T344 (dB/m)	Amp/Cbl/Fltr/Pad (dB)	Corrected Reading (dBuV/m)	Average Limit (dBuV/m)	Margin (dB)	Peak Limit (dBuV/m)	PK Margin (dB)	Azimuth (Degs)	Height (cm)	Polarity
1	* 2.39	40.3	Pk	31.9	-18.9	53.3	-	-	74	-20.7	127	113	H
2	* 2.386	44.9	Pk	31.8	-18.9	57.8	-	-	74	-16.2	127	113	H
3	* 2.39	30.71	RMS	31.9	-18.9	43.71	54	-10.29	-	-	127	113	H
4	* 2.386	38.12	RMS	31.8	-18.9	51.02	54	-2.98	-	-	127	113	H

* - indicates frequency in CFR47 Pt 15 / IC RSS-Restricted Band
Pk - Peak detector
RMS - RMS detection

UL VERIFICATION SERVICES INC.
47173 Benicia Street, Fremont, CA 94538; USA TEL:(510) 319-4000 FAX:(510) 661-0888
This report shall not be reproduced except in full, without the written approval of UL Verification Services Inc.

VERTICAL RESULT

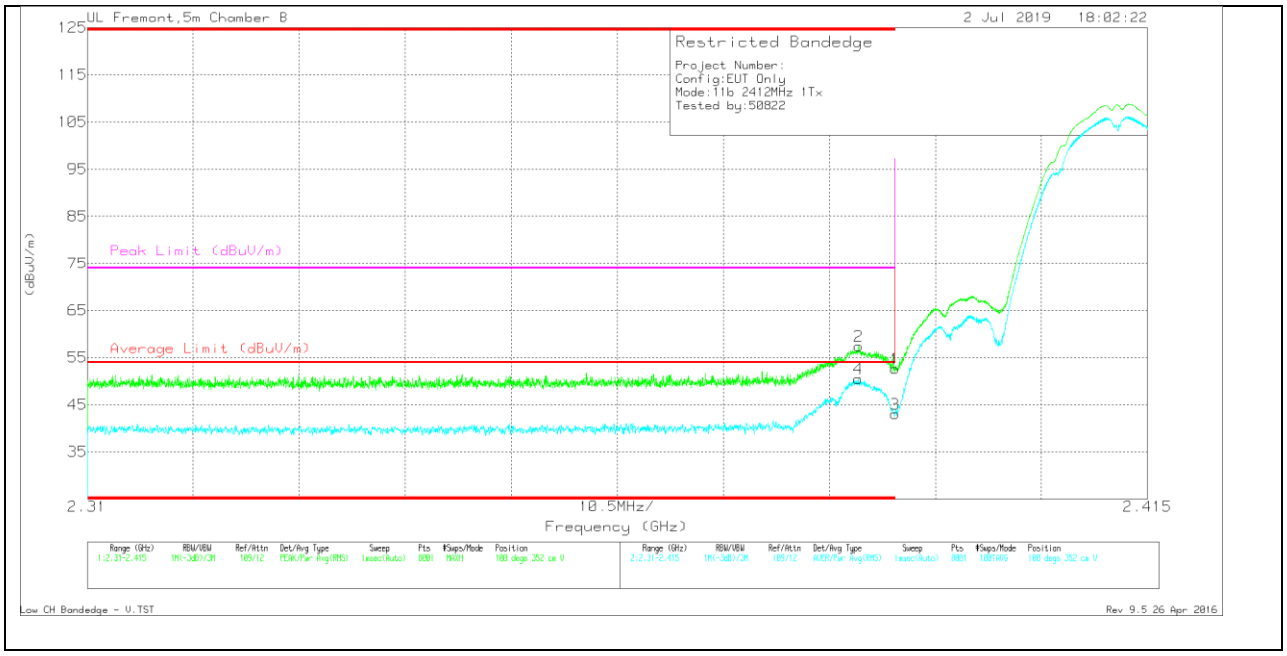

Marker	Frequency (GHz)	Meter Reading (dBuV)	Det	AF T344 (dB/m)	Amp/Cbl/Fltr/Pad (dB)	Corrected Reading (dBuV/m)	Average Limit (dBuV/m)	Margin (dB)	Peak Limit (dBuV/m)	PK Margin (dB)	Azimuth (Degs)	Height (cm)	Polarity
1	* 2.39	39.67	Pk	31.9	-18.9	52.67	-	-	74	-21.33	100	352	V
2	* 2.386	44.56	Pk	31.8	-18.9	57.46	-	-	74	-16.54	100	352	V
3	* 2.39	30.08	RMS	31.9	-18.9	43.08	54	-10.92	-	-	100	352	V
4	* 2.386	37.64	RMS	31.8	-18.9	50.54	54	-3.46	-	-	100	352	V

* - indicates frequency in CFR47 Pt 15 / IC RSS-Restricted Band
Pk - Peak detector
RMS - RMS detection

UL VERIFICATION SERVICES INC.
47173 Benicia Street, Fremont, CA 94538; USA TEL:(510) 319-4000 FAX:(510) 661-0888
This report shall not be reproduced except in full, without the written approval of UL Verification Services Inc.

BANDEDGE (HIGH CHANNEL, CH 11)

HORIZONTAL RESULT

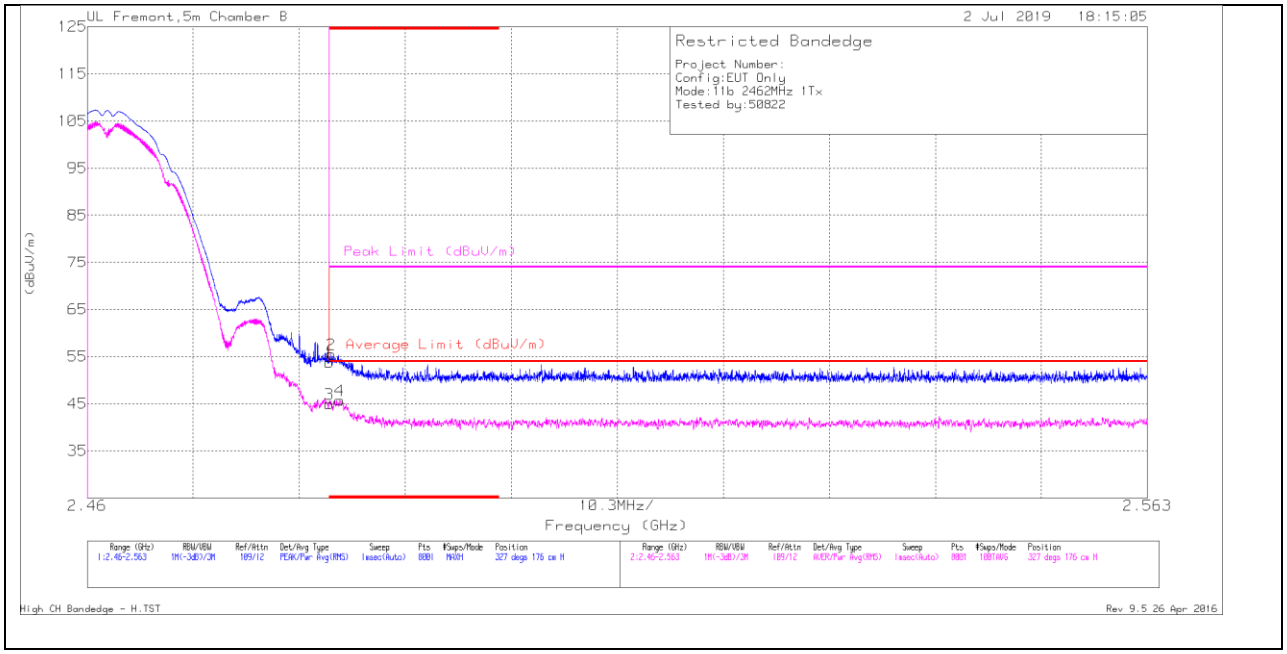

Marker	Frequency (GHz)	Meter Reading (dBuV)	Det	AF T344 (dB/m)	Amp/Cbl/Fltr/Pad (dB)	Corrected Reading (dBuV/m)	Average Limit (dBuV/m)	Margin (dB)	Peak Limit (dBuV/m)	PK Margin (dB)	Azimuth (Degs)	Height (cm)	Polarity
1	* 2.484	40.37	Pk	32.3	-18.9	53.77	-	-	74	-20.23	327	176	H
2	* 2.484	42.15	Pk	32.3	-18.9	55.55	-	-	74	-18.45	327	176	H
3	* 2.484	31.6	RMS	32.3	-18.9	45	54	-9	-	-	327	176	H
4	* 2.485	32.35	RMS	32.3	-18.9	45.75	54	-8.25	-	-	327	176	H

* - indicates frequency in CFR47 Pt 15 / IC RSS-Restricted Band
Pk - Peak detector
RMS - RMS detection

UL VERIFICATION SERVICES INC.
47173 Benicia Street, Fremont, CA 94538; USA TEL:(510) 319-4000 FAX:(510) 661-0888
This report shall not be reproduced except in full, without the written approval of UL Verification Services Inc.

VERTICAL RESULT

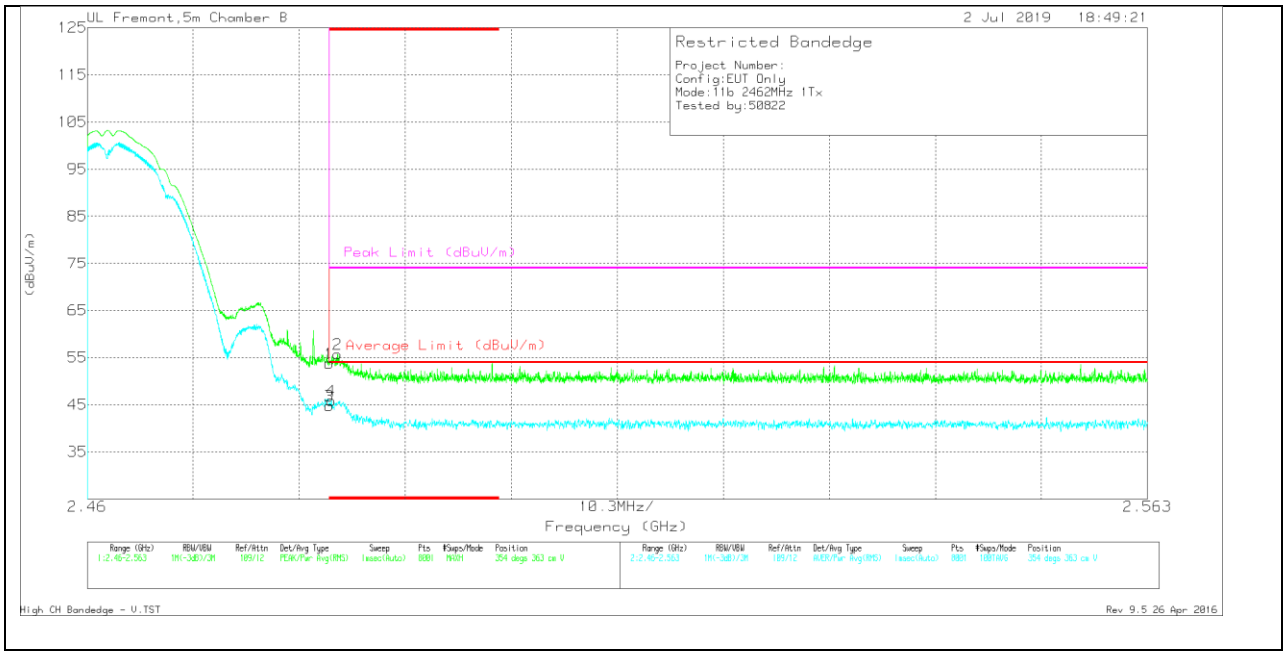

Marker	Frequency (GHz)	Meter Reading (dBuV)	Det	AF T344 (dB/m)	Amp/Cbl/Fltr/Pad (dB)	Corrected Reading (dBuV/m)	Average Limit (dBuV/m)	Margin (dB)	Peak Limit (dBuV/m)	PK Margin (dB)	Azimuth (Degs)	Height (cm)	Polarity
1	* 2.484	40.38	Pk	32.3	-18.9	53.78	-	-	74	-20.22	354	363	V
2	* 2.484	42.32	Pk	32.3	-18.9	55.72	-	-	74	-18.28	354	363	V
3	* 2.484	31.41	RMS	32.3	-18.9	44.81	54	-9.19	-	-	354	363	V
4	* 2.484	32.5	RMS	32.3	-18.9	45.9	54	-8.1	-	-	354	363	V

* - indicates frequency in CFR47 Pt 15 / IC RSS-Restricted Band
Pk - Peak detector
RMS - RMS detection

UL VERIFICATION SERVICES INC.
47173 Benicia Street, Fremont, CA 94538; USA TEL:(510) 319-4000 FAX:(510) 661-0888
This report shall not be reproduced except in full, without the written approval of UL Verification Services Inc.

BANDEDGE (HIGH CHANNEL, CH 12)

HORIZONTAL RESULT

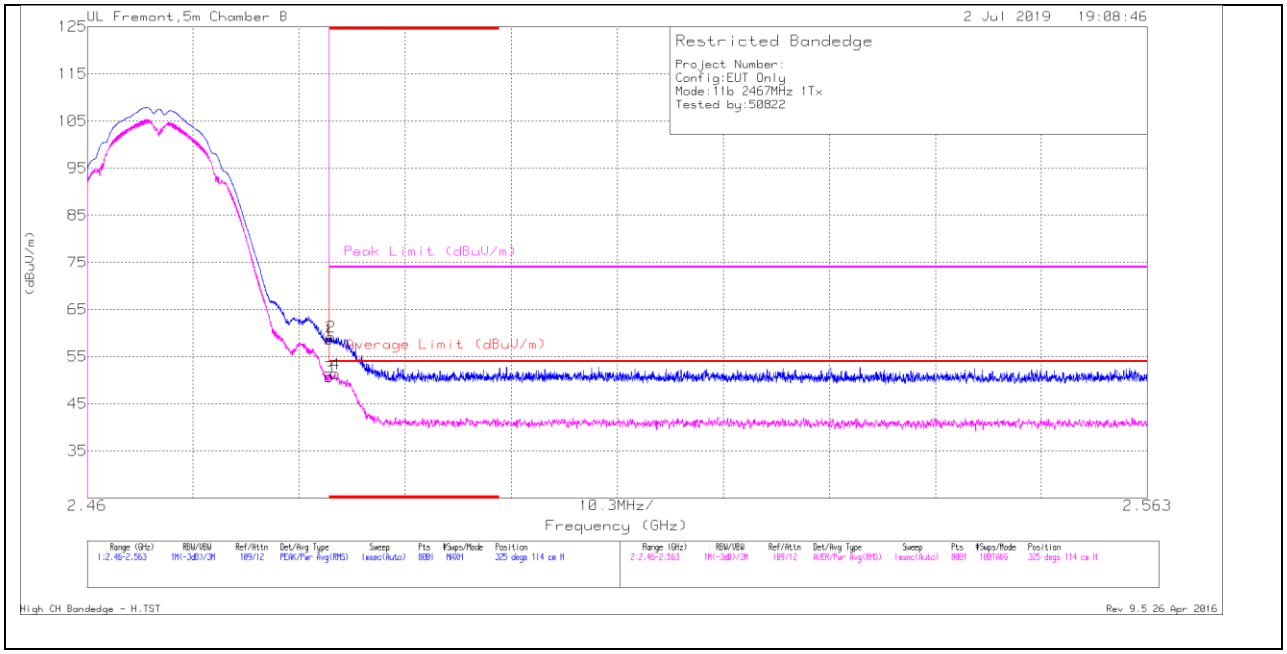

Marker	Frequency (GHz)	Meter Reading (dBuV)	Det	AF T344 (dB/m)	Amp/Cbl/Fltr/Pad (dB)	Corrected Reading (dBuV/m)	Average Limit (dBuV/m)	Margin (dB)	Peak Limit (dBuV/m)	PK Margin (dB)	Azimuth (Degs)	Height (cm)	Polarity
1	* 2.484	45.31	Pk	32.3	-18.9	58.71	-	-	74	-15.29	325	114	H
2	* 2.484	45.79	Pk	32.3	-18.9	59.19	-	-	74	-14.81	325	114	H
3	* 2.484	37.33	RMS	32.3	-18.9	50.73	54	-3.27	-	-	325	114	H
4	* 2.484	37.97	RMS	32.3	-18.9	51.37	54	-2.63	-	-	325	114	H

* - indicates frequency in CFR47 Pt 15 / IC RSS-Restricted Band
Pk - Peak detector
RMS - RMS detection

UL VERIFICATION SERVICES INC.
47173 Benicia Street, Fremont, CA 94538; USA TEL:(510) 319-4000 FAX:(510) 661-0888
This report shall not be reproduced except in full, without the written approval of UL Verification Services Inc.

VERTICAL RESULT

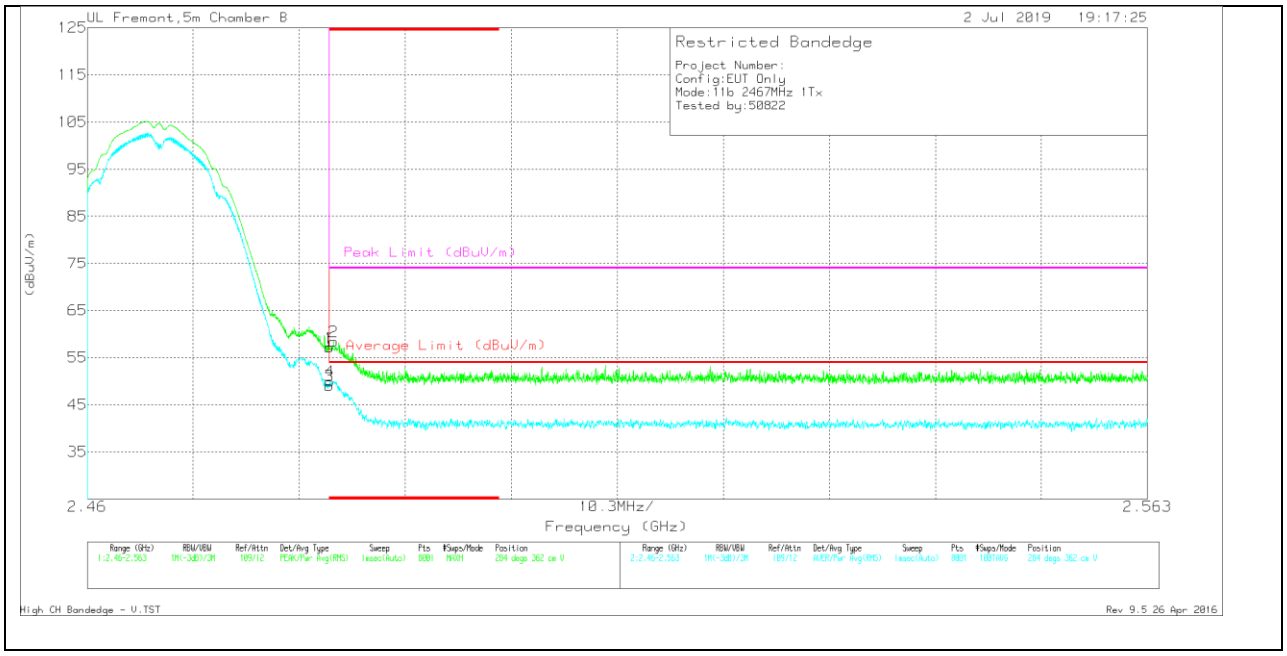

Marker	Frequency (GHz)	Meter Reading (dBuV)	Det	AF T344 (dB/m)	Amp/Cbl/Fltr/Pad (dB)	Corrected Reading (dBuV/m)	Average Limit (dBuV/m)	Margin (dB)	Peak Limit (dBuV/m)	PK Margin (dB)	Azimuth (Degs)	Height (cm)	Polarity
1	* 2.484	43.76	Pk	32.3	-18.9	57.16	-	-	74	-16.84	284	362	V
2	* 2.484	45.04	Pk	32.3	-18.9	58.44	-	-	74	-15.56	284	362	V
3	* 2.484	35.66	RMS	32.3	-18.9	49.06	54	-4.94	-	-	284	362	V
4	* 2.484	36.61	RMS	32.3	-18.9	50.01	54	-3.99	-	-	284	362	V

* - indicates frequency in CFR47 Pt 15 / IC RSS-Restricted Band
Pk - Peak detector
RMS - RMS detection

UL VERIFICATION SERVICES INC.
47173 Benicia Street, Fremont, CA 94538; USA TEL:(510) 319-4000 FAX:(510) 661-0888
This report shall not be reproduced except in full, without the written approval of UL Verification Services Inc.

BANDEDGE (HIGH CHANNEL, CH 13)

HORIZONTAL RESULT

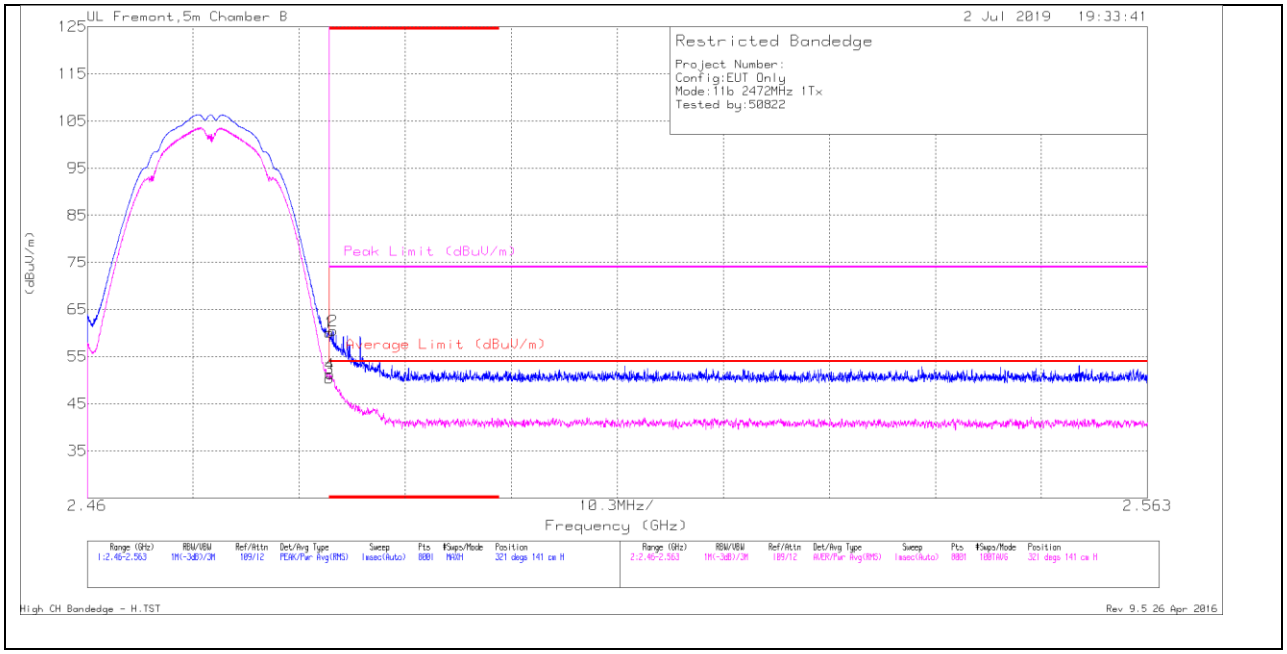

Marker	Frequency (GHz)	Meter Reading (dBuV)	Det	AF T344 (dB/m)	Amp/Cbl/Fltr/Pad (dB)	Corrected Reading (dBuV/m)	Average Limit (dBuV/m)	Margin (dB)	Peak Limit (dBuV/m)	PK Margin (dB)	Azimuth (Degs)	Height (cm)	Polarity
1	* 2.484	46.77	Pk	32.3	-18.9	60.17	-	-	74	-13.83	321	141	H
2	* 2.484	47.16	Pk	32.3	-18.9	60.56	-	-	74	-13.44	321	141	H
3	* 2.484	37	RMS	32.3	-18.9	50.4	54	-3.6	-	-	321	141	H
4	* 2.484	37.93	RMS	32.3	-18.9	51.33	54	-2.67	-	-	321	141	H

* - indicates frequency in CFR47 Pt 15 / IC RSS-Restricted Band
Pk - Peak detector
RMS - RMS detection

UL VERIFICATION SERVICES INC.
47173 Benicia Street, Fremont, CA 94538; USA TEL:(510) 319-4000 FAX:(510) 661-0888
This report shall not be reproduced except in full, without the written approval of UL Verification Services Inc.

VERTICAL RESULT

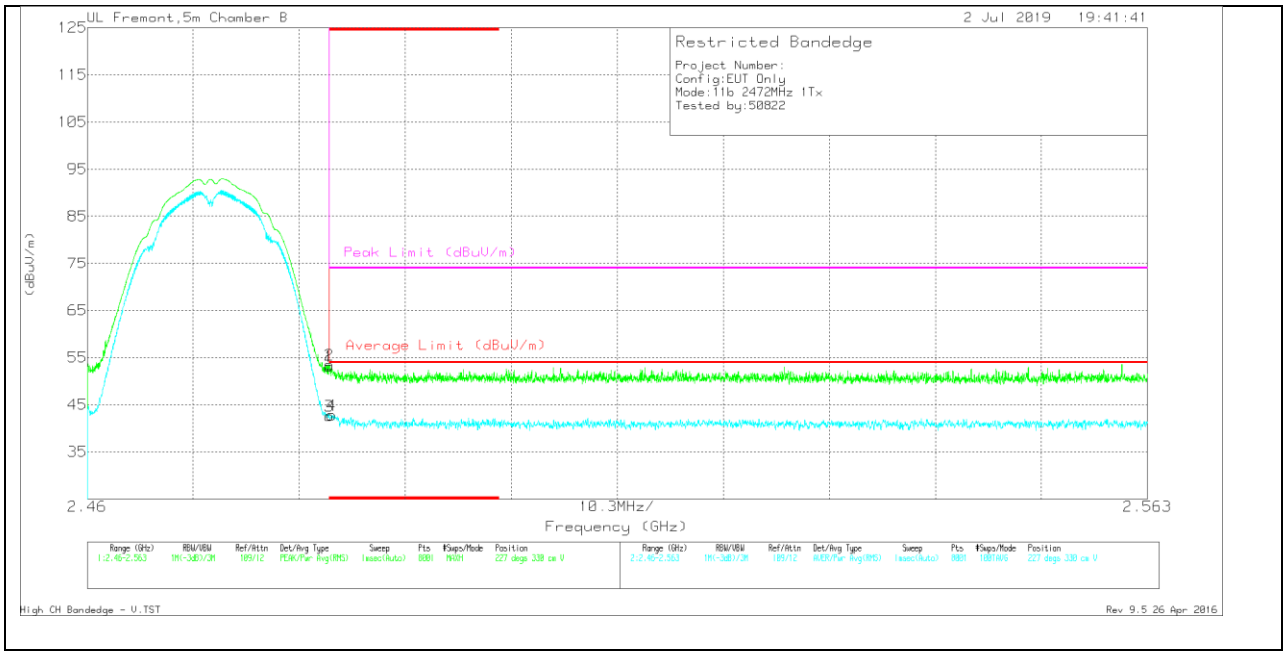

Marker	Frequency (GHz)	Meter Reading (dBuV)	Det	AF T344 (dB/m)	Amp/Cbl/Fltr/Pad (dB)	Corrected Reading (dBuV/m)	Average Limit (dBuV/m)	Margin (dB)	Peak Limit (dBuV/m)	PK Margin (dB)	Azimuth (Degs)	Height (cm)	Polarity
1	* 2.484	39.82	Pk	32.3	-18.9	53.22	-	-	74	-20.78	227	330	V
2	* 2.484	40.14	Pk	32.3	-18.9	53.54	-	-	74	-20.46	227	330	V
3	* 2.484	29.23	RMS	32.3	-18.9	42.63	54	-11.37	-	-	227	330	V
4	* 2.484	29.45	RMS	32.3	-18.9	42.85	54	-11.15	-	-	227	330	V

* - indicates frequency in CFR47 Pt 15 / IC RSS-Restricted Band
Pk - Peak detector
RMS - RMS detection

UL VERIFICATION SERVICES INC.
47173 Benicia Street, Fremont, CA 94538; USA TEL:(510) 319-4000 FAX:(510) 661-0888
This report shall not be reproduced except in full, without the written approval of UL Verification Services Inc.

HARMONICS AND SPURIOUS EMISSIONS

LOW CHANNEL, CH 1 RESULTS

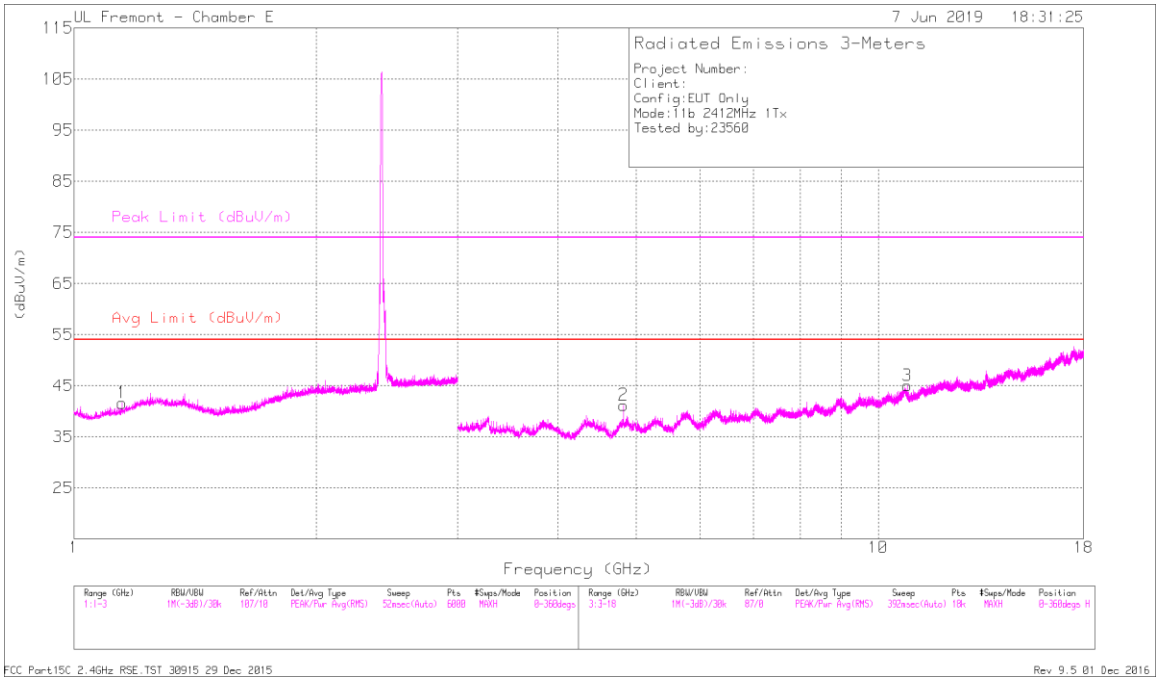

HORIZONTAL

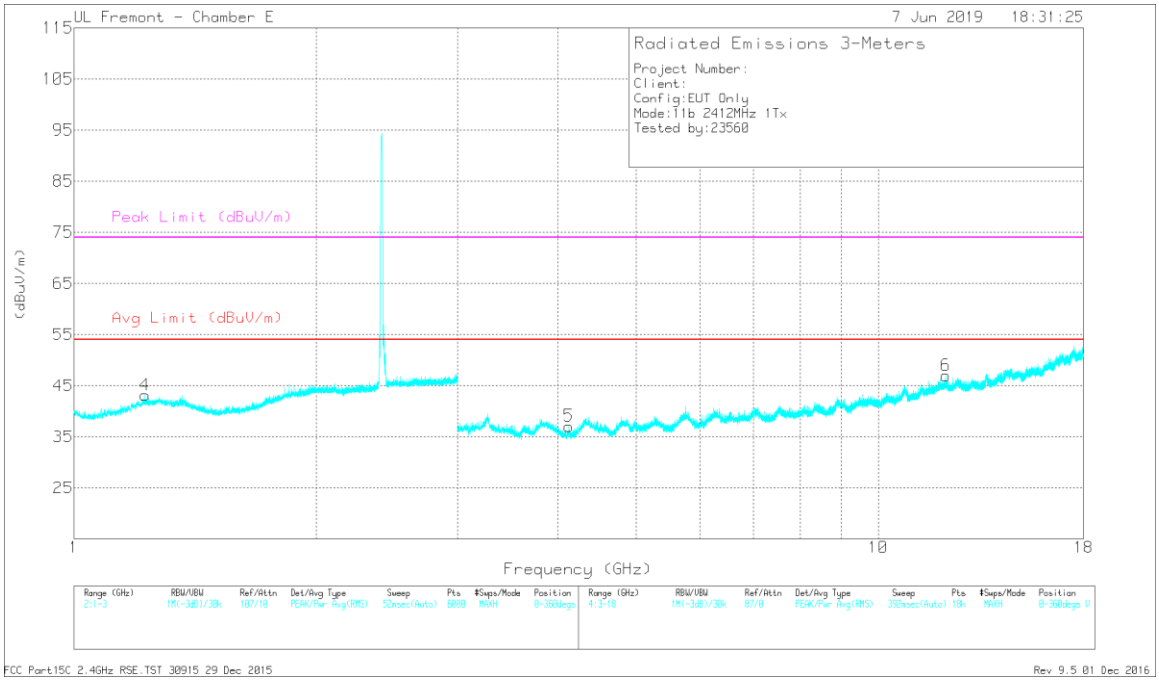

VERTICAL

UL VERIFICATION SERVICES INC.
47173 Benicia Street, Fremont, CA 94538; USA TEL:(510) 319-4000 FAX:(510) 661-0888
This report shall not be reproduced except in full, without the written approval of UL Verification Services Inc.

RADIATED EMISSIONS

Marker	Frequency (GHz)	Meter Reading (dBuV)	Det	AF T119 (dB/m)	Amp/Cbl/Fltr/Pad (dB)	Corrected Reading (dBuV/m)	Avg Limit (dBuV/m)	Margin (dB)	Peak Limit (dBuV/m)	PK Margin (dB)	Azimuth (Degs)	Height (cm)	Polarity
1	* 1.146	45.82	PK2	28.1	-26	47.92	-	-	74	-26.08	343	228	H
	* 1.147	34.17	MAv1	28.2	-26	36.37	54	-17.63	-	-	343	228	H
4	* 1.228	46.44	PK2	29.8	-26.1	50.14	-	-	74	-23.86	242	105	V
	* 1.227	34.19	MAv1	29.8	-26.1	37.89	54	-16.11	-	-	242	105	V
2	* 4.825	41.93	PK2	34.1	-30	46.03	-	-	74	-27.97	80	235	H
	* 4.824	30.68	MAv1	34.1	-30.1	34.68	54	-19.32	-	-	80	235	H
3	* 10.863	37.1	PK2	38	-24.2	50.9	-	-	74	-23.1	322	396	H
	* 10.864	26.15	MAv1	38	-24.3	39.85	54	-14.15	-	-	322	396	H
5	* 4.126	42.66	PK2	33.5	-32.3	43.86	-	-	74	-30.14	256	332	V
	* 4.126	30.7	MAv1	33.5	-32.3	31.9	54	-22.1	-	-	256	332	V
6	* 12.134	36.2	PK2	39	-21.6	53.6	-	-	74	-20.4	16	145	V
	* 12.134	24.74	MAv1	39	-21.6	42.14	54	-11.86	-	-	16	145	V

* - indicates frequency in CFR47 Pt 15 / IC RSS-Restricted Band
PK2 - KDB558074 Method: Maximum Peak
MAv1 - KDB558074 Option 1 Maximum RMS Average

UL VERIFICATION SERVICES INC.
47173 Benicia Street, Fremont, CA 94538; USA TEL:(510) 319-4000 FAX:(510) 661-0888
This report shall not be reproduced except in full, without the written approval of UL Verification Services Inc.

MID CHANNEL, CH 6 RESULTS

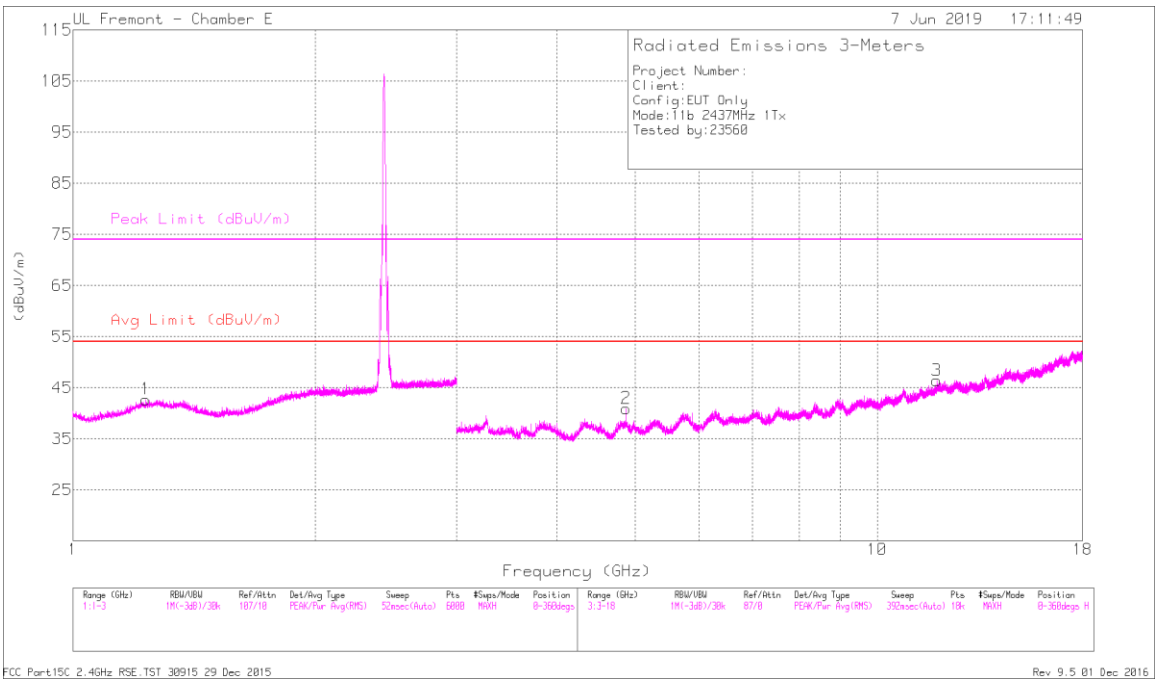

HORIZONTAL

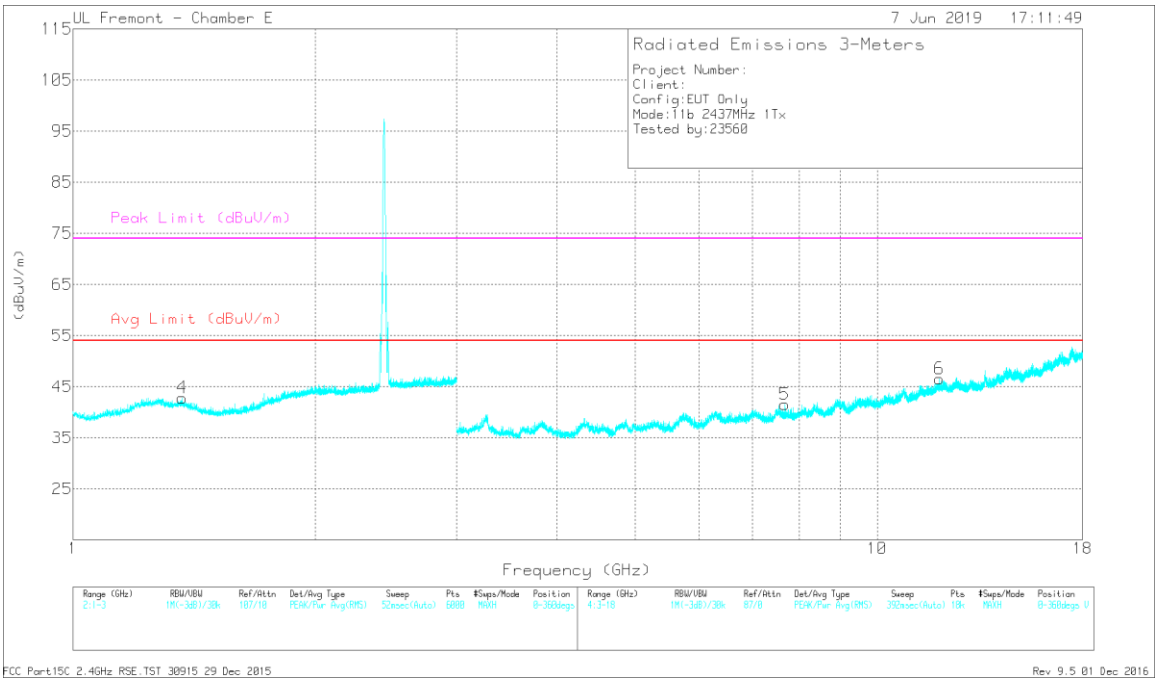

VERTICAL

UL VERIFICATION SERVICES INC.
47173 Benicia Street, Fremont, CA 94538; USA TEL:(510) 319-4000 FAX:(510) 661-0888
This report shall not be reproduced except in full, without the written approval of UL Verification Services Inc.

RADIATED EMISSIONS

Marker	Frequency (GHz)	Meter Reading (dBuV)	Det	AF T119 (dB/m)	Amp/Cbl/Fltr/Pad (dB)	Corrected Reading (dBuV/m)	Avg Limit (dBuV/m)	Margin (dB)	Peak Limit (dBuV/m)	PK Margin (dB)	Azimuth (Degs)	Height (cm)	Polarity
1	* 1.232	46.54	PK2	29.9	-26.1	50.34	-	-	74	-23.66	59	338	H
	* 1.234	33.72	MAv1	29.9	-26.1	37.52	54	- 16.48	-	-	59	338	H
4	* 1.367	45.93	PK2	29.8	-26.2	49.53	-	-	74	-24.47	208	209	V
	* 1.368	33.96	MAv1	29.8	-26.2	37.56	54	- 16.44	-	-	208	209	V
2	* 4.874	43.72	PK2	34	-29.9	47.82	-	-	74	-26.18	198	122	H
	* 4.874	35.28	MAv1	34	-29.9	39.38	54	- 14.62	-	-	198	122	H
3	* 11.855	36.22	PK2	38.9	-22.3	52.82	-	-	74	-21.18	293	217	H
	* 11.855	24.08	MAv1	38.9	-22.3	40.68	54	- 13.32	-	-	293	217	H
5	* 7.671	39.2	PK2	35.8	-27.4	47.6	-	-	74	-26.4	232	352	V
	* 7.671	27.17	MAv1	35.8	-27.4	35.57	54	- 18.43	-	-	232	352	V
6	* 11.95	36.54	PK2	39	-22.1	53.44	-	-	74	-20.56	307	234	V
	* 11.947	23.96	MAv1	39	-22.1	40.86	54	- 13.14	-	-	307	234	V

* - indicates frequency in CFR47 Pt 15 / IC RSS-Restricted Band
PK2 - KDB558074 Method: Maximum Peak
MAv1 - KDB558074 Option 1 Maximum RMS Average

UL VERIFICATION SERVICES INC.
47173 Benicia Street, Fremont, CA 94538; USA TEL:(510) 319-4000 FAX:(510) 661-0888
This report shall not be reproduced except in full, without the written approval of UL Verification Services Inc.

HIGH CHANNEL, CH 13 RESULTS

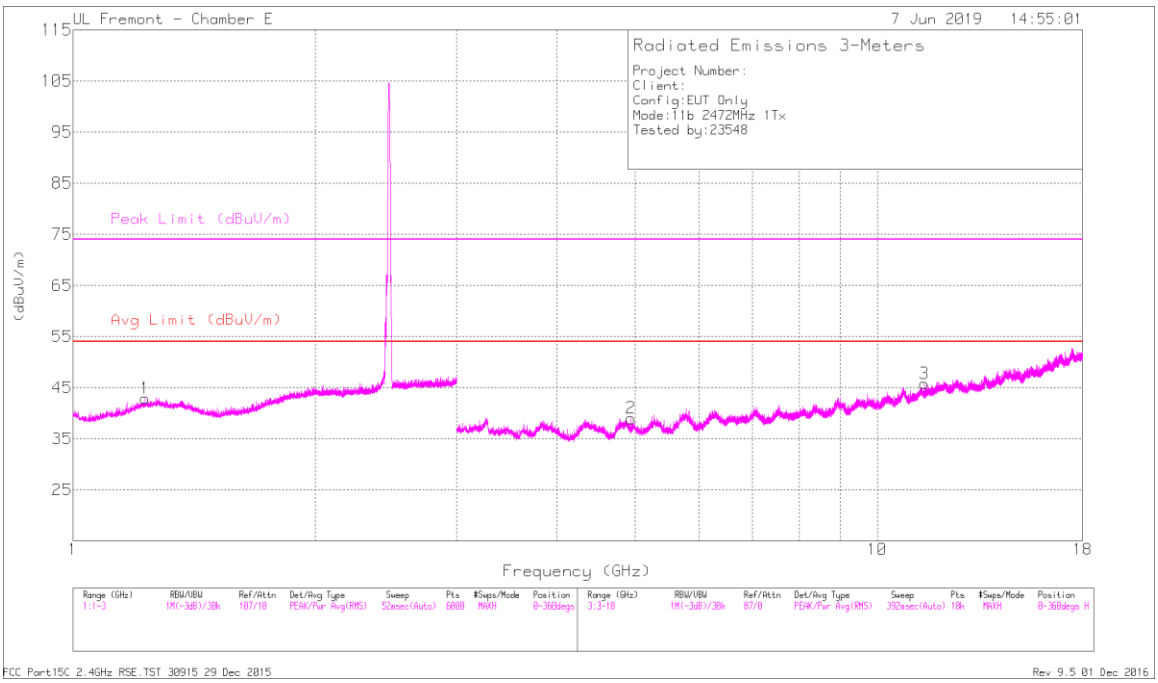

HORIZONTAL

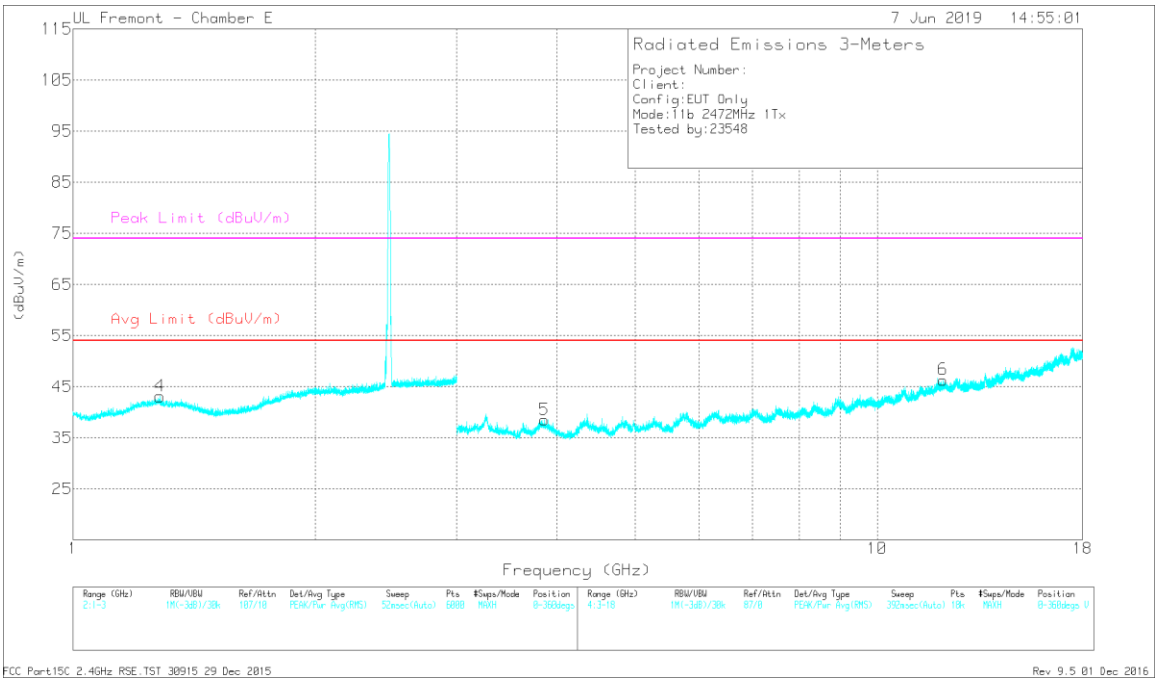

VERTICAL

UL VERIFICATION SERVICES INC.
47173 Benicia Street, Fremont, CA 94538; USA TEL:(510) 319-4000 FAX:(510) 661-0888
This report shall not be reproduced except in full, without the written approval of UL Verification Services Inc.

RADIATED EMISSIONS

Marker	Frequency (GHz)	Meter Reading (dBuV)	Det	AF T119 (dB/m)	Amp/Cbl/Fltr/ Pad (dB)	Corrected Reading (dBuV/m)	Avg Limit (dBuV/m)	Margin (dB)	Peak Limit (dBuV/m)	PK Margin (dB)	Azimuth (Degs)	Height (cm)	Polarity
1	* 1.228	45.58	PK2	29.8	-26.1	49.28	-	-	74	-24.72	353	212	H
	* 1.23	33.75	MAv1	29.9	-26.1	37.55	54	-16.45	-	-	353	212	H
4	* 1.284	45.59	PK2	30	-26.2	49.39	-	-	74	-24.61	117	109	V
	* 1.282	33.89	MAv1	30	-26.2	37.69	54	-16.31	-	-	117	109	V
2	* 4.944	43.06	PK2	34	-30.3	46.76	-	-	74	-27.24	33	114	H
	* 4.944	33.68	MAv1	34	-30.3	37.38	54	-16.62	-	-	33	114	H
3	* 11.44	35.9	PK2	38.3	-23.2	51	-	-	74	-23	348	193	H
	* 11.439	24.5	MAv1	38.3	-23.1	39.7	54	-14.3	-	-	348	193	H
5	* 3.853	43.03	PK2	33.4	-30.6	45.83	-	-	74	-28.17	236	327	V
	* 3.857	30.65	MAv1	33.5	-30.5	33.65	54	-20.35	-	-	236	327	V
6	* 12.077	35.34	PK2	39	-21.9	52.44	-	-	74	-21.56	4	345	V
	* 12.077	24.01	MAv1	39	-21.9	41.11	54	-12.89	-	-	4	345	V

* - indicates frequency in CFR47 Pt 15 / IC RSS-Restricted Band
PK2 - KDB558074 Method: Maximum Peak
MAv1 - KDB558074 Option 1 Maximum RMS Average

UL VERIFICATION SERVICES INC.
47173 Benicia Street, Fremont, CA 94538; USA TEL:(510) 319-4000 FAX:(510) 661-0888
This report shall not be reproduced except in full, without the written approval of UL Verification Services Inc.

1TX Antenna 3 MODE

BANDEDGE (LOW CHANNEL, CH 1)

HORIZONTAL RESULT

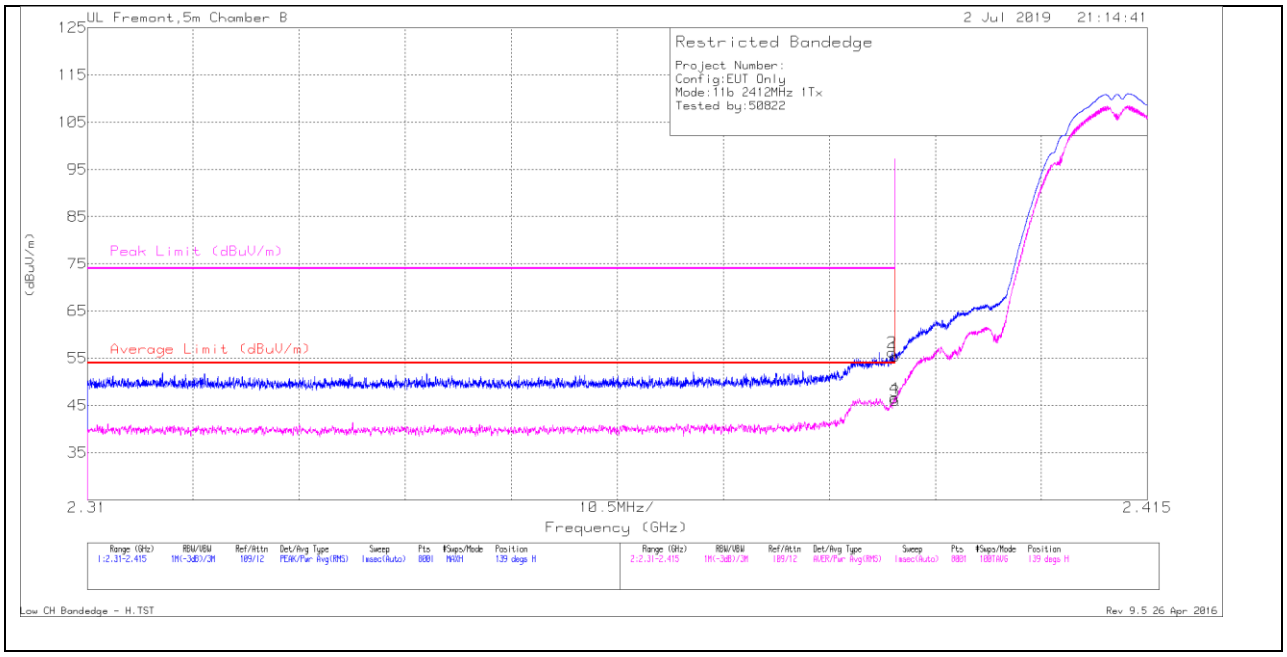

Marker	Frequency (GHz)	Meter Reading (dBuV)	Det	AF T344 (dB/m)	Amp/Cbl/Fltr/Pad (dB)	Corrected Reading (dBuV/m)	Average Limit (dBuV/m)	Margin (dB)	Peak Limit (dBuV/m)	PK Margin (dB)	Azimuth (Degs)	Height (cm)	Polarity
1	2.39	42.35	Pk	31.9	-18.9	55.35	-	-	74	-18.65	139	147	H
2	2.39	43.25	Pk	31.9	-18.9	56.25	-	-	74	-17.75	139	147	H
3	2.39	33.05	RMS	31.9	-18.9	46.05	54	-7.95	-	-	139	147	H
4	2.39	33.58	RMS	31.9	-18.9	46.58	54	-7.42	-	-	139	147	H

Pk - Peak detector
RMS - RMS detection

UL VERIFICATION SERVICES INC.
47173 Benicia Street, Fremont, CA 94538; USA TEL:(510) 319-4000 FAX:(510) 661-0888
This report shall not be reproduced except in full, without the written approval of UL Verification Services Inc.

VERTICAL RESULT

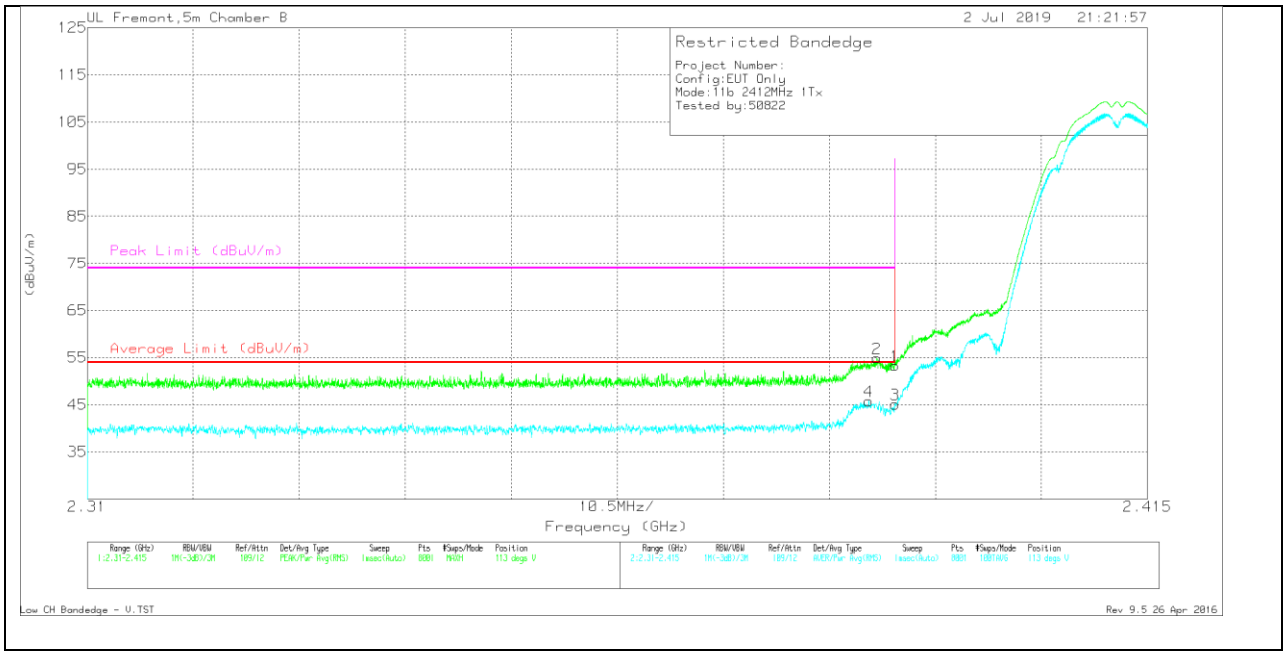

Marker	Frequency (GHz)	Meter Reading (dBuV)	Det	AF T344 (dB/m)	Amp/Cbl/Fltr/Pad (dB)	Corrected Reading (dBuV/m)	Average Limit (dBuV/m)	Margin (dB)	Peak Limit (dBuV/m)	PK Margin (dB)	Azimuth (Degs)	Height (cm)	Polarity
4	2.387	32.89	RMS	31.8	-18.9	45.79	54	-8.21	-	-	113	350	V
2	2.388	41.89	Pk	31.9	-18.9	54.89	-	-	74	-19.11	113	350	V
1	2.39	40.31	Pk	31.9	-18.9	53.31	-	-	74	-20.69	113	350	V
3	2.39	32.11	RMS	31.9	-18.9	45.11	54	-8.89	-	-	113	350	V

Pk - Peak detector
RMS - RMS detection

UL VERIFICATION SERVICES INC.
47173 Benicia Street, Fremont, CA 94538; USA TEL:(510) 319-4000 FAX:(510) 661-0888
This report shall not be reproduced except in full, without the written approval of UL Verification Services Inc.

BANDEDGE (HIGH CHANNEL, CH 11)

HORIZONTAL RESULT

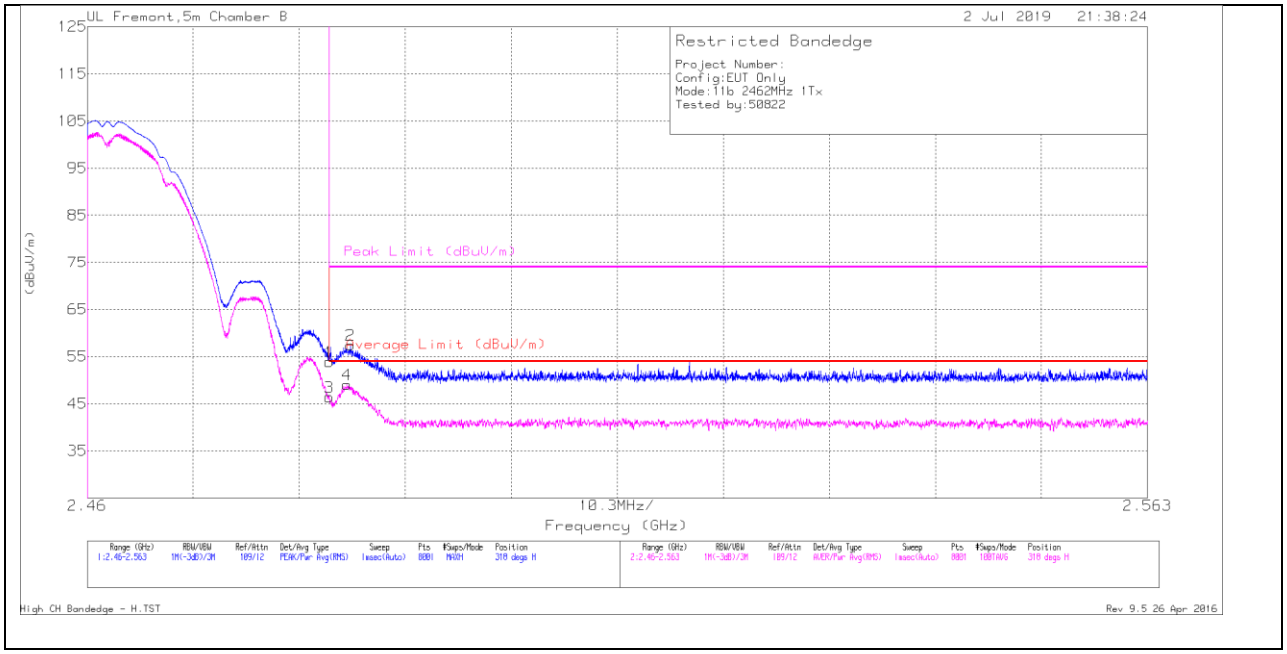

Marker	Frequency (GHz)	Meter Reading (dBuV)	Det	AF T344 (dB/m)	Amp/Cbl/Fltr/Pad (dB)	Corrected Reading (dBuV/m)	Average Limit (dBuV/m)	Margin (dB)	Peak Limit (dBuV/m)	PK Margin (dB)	Azimuth (Degs)	Height (cm)	Polarity
1	2.484	40.54	Pk	32.3	-18.9	53.94	-	-	74	-20.06	318	116	H
3	2.484	33.05	RMS	32.3	-18.9	46.45	54	-7.55	-	-	318	116	H
4	2.485	35.69	RMS	32.3	-18.9	49.09	54	-4.91	-	-	318	116	H
2	2.486	44.09	Pk	32.3	-18.9	57.49	-	-	74	-16.51	318	116	H

Pk - Peak detector
RMS - RMS detection

UL VERIFICATION SERVICES INC.
47173 Benicia Street, Fremont, CA 94538; USA TEL:(510) 319-4000 FAX:(510) 661-0888
This report shall not be reproduced except in full, without the written approval of UL Verification Services Inc.

VERTICAL RESULT

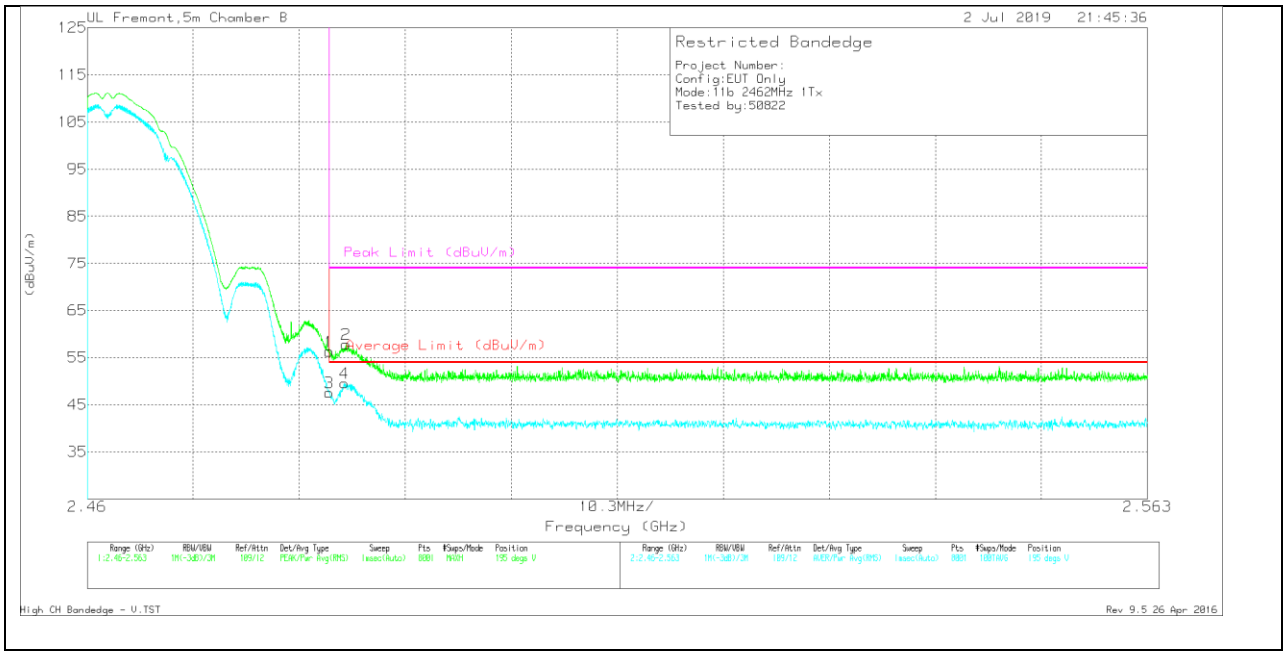

Marker	Frequency (GHz)	Meter Reading (dBuV)	Det	AF T344 (dB/m)	Amp/Cbl/Fltr/Pad (dB)	Corrected Reading (dBuV/m)	Average Limit (dBuV/m)	Margin (dB)	Peak Limit (dBuV/m)	PK Margin (dB)	Azimuth (Degs)	Height (cm)	Polarity
1	2.484	42.94	Pk	32.3	-18.9	56.34	-	-	74	-17.66	195	381	V
3	2.484	34.19	RMS	32.3	-18.9	47.59	54	-6.41	-	-	195	381	V
2	2.485	44.49	Pk	32.3	-18.9	57.89	-	-	74	-16.11	195	381	V
4	2.485	36.2	RMS	32.3	-18.9	49.6	54	-4.4	-	-	195	381	V

Pk - Peak detector
RMS - RMS detection

UL VERIFICATION SERVICES INC.
47173 Benicia Street, Fremont, CA 94538; USA TEL:(510) 319-4000 FAX:(510) 661-0888
This report shall not be reproduced except in full, without the written approval of UL Verification Services Inc.

BANDEDGE (HIGH CHANNEL, CH 12)

HORIZONTAL RESULT

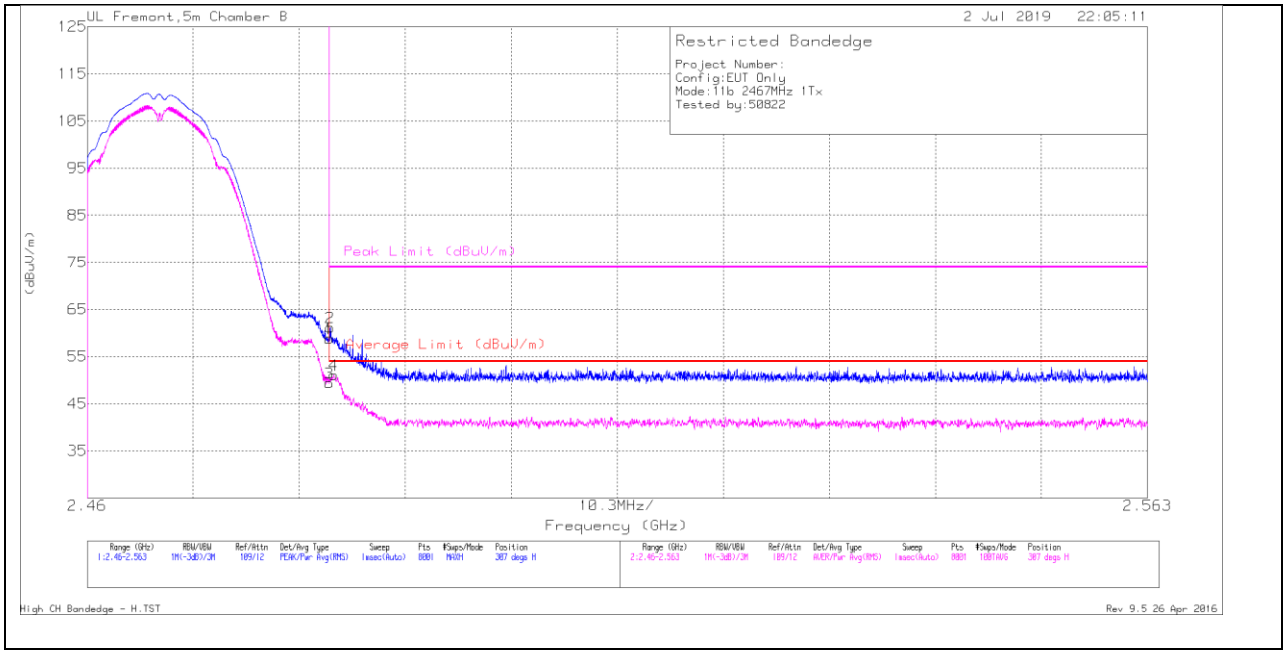

Marker	Frequency (GHz)	Meter Reading (dBuV)	Det	AF T344 (dB/m)	Amp/Cbl/Fltr/Pad (dB)	Corrected Reading (dBuV/m)	Average Limit (dBuV/m)	Margin (dB)	Peak Limit (dBuV/m)	PK Margin (dB)	Azimuth (Degs)	Height (cm)	Polarity
1	2.484	45.46	Pk	32.3	-18.9	58.86	-	-	74	-15.14	307	113	H
2	2.484	47.78	Pk	32.3	-18.9	61.18	-	-	74	-12.82	307	113	H
3	2.484	36.02	RMS	32.3	-18.9	49.42	54	-4.58	-	-	307	113	H
4	2.484	37.7	RMS	32.3	-18.9	51.1	54	-2.9	-	-	307	113	H

Pk - Peak detector
RMS - RMS detection

UL VERIFICATION SERVICES INC.
47173 Benicia Street, Fremont, CA 94538; USA TEL:(510) 319-4000 FAX:(510) 661-0888
This report shall not be reproduced except in full, without the written approval of UL Verification Services Inc.

VERTICAL RESULT

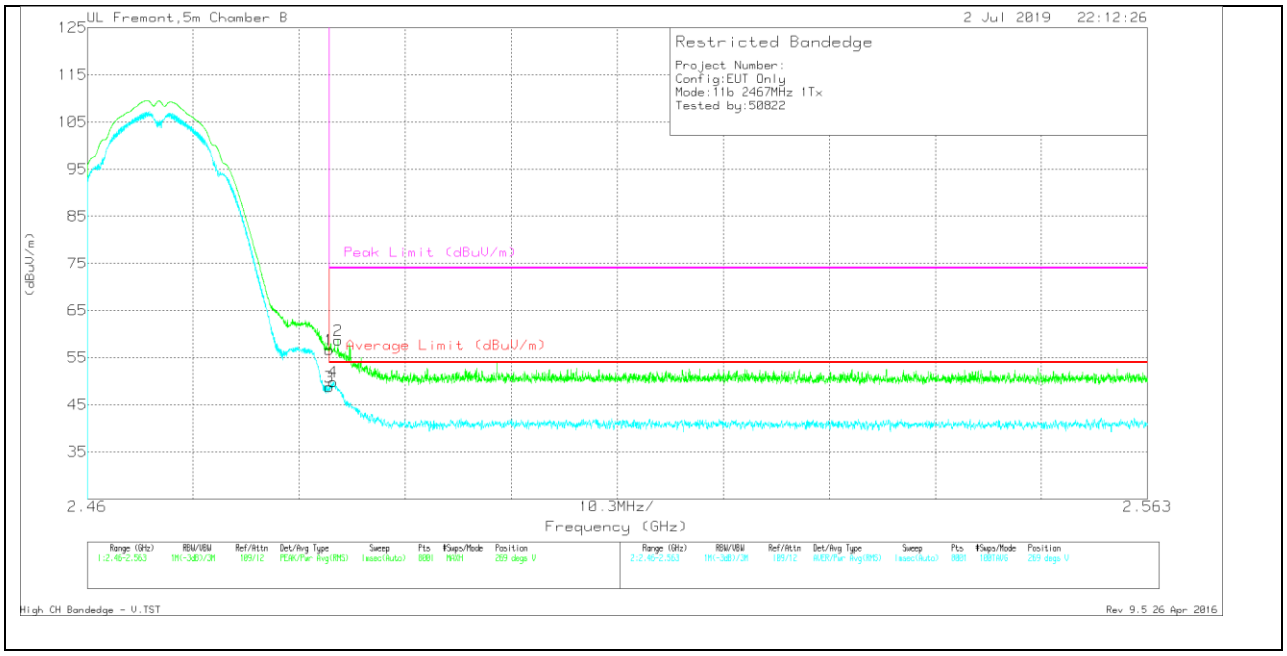

Marker	Frequency (GHz)	Meter Reading (dBuV)	Det	AF T344 (dB/m)	Amp/Cbl/Fltr/Pad (dB)	Corrected Reading (dBuV/m)	Average Limit (dBuV/m)	Margin (dB)	Peak Limit (dBuV/m)	PK Margin (dB)	Azimuth (Degs)	Height (cm)	Polarity
1	2.484	43.3	Pk	32.3	-18.9	56.7	-	-	74	-17.3	269	331	V
2	2.484	45.3	Pk	32.3	-18.9	58.7	-	-	74	-15.3	269	331	V
3	2.484	35.42	RMS	32.3	-18.9	48.82	54	-5.18	-	-	269	331	V
4	2.484	36.48	RMS	32.3	-18.9	49.88	54	-4.12	-	-	269	331	V

Pk - Peak detector
RMS - RMS detection

UL VERIFICATION SERVICES INC.
47173 Benicia Street, Fremont, CA 94538; USA TEL:(510) 319-4000 FAX:(510) 661-0888
This report shall not be reproduced except in full, without the written approval of UL Verification Services Inc.

BANDEDGE (HIGH CHANNEL, CH 13)

HORIZONTAL RESULT

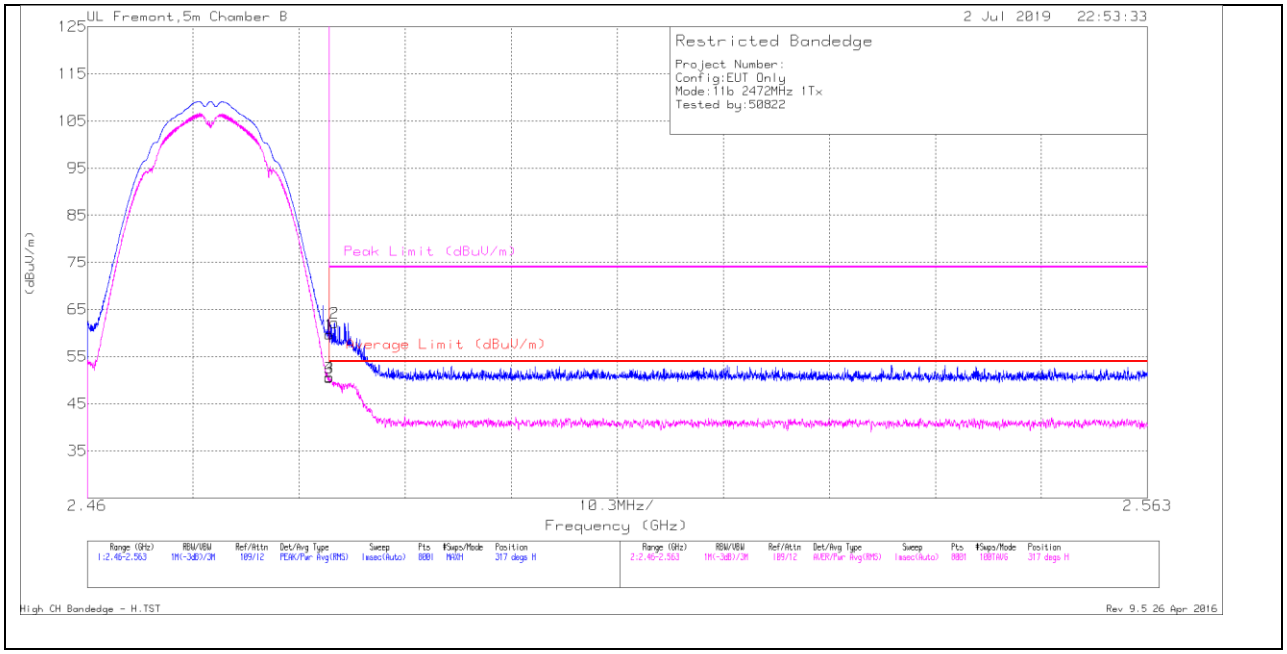

Marker	Frequency (GHz)	Meter Reading (dBuV)	Det	AF T344 (dB/m)	Amp/Cbl/Fltr/Pad (dB)	Corrected Reading (dBuV/m)	Average Limit (dBuV/m)	Margin (dB)	Peak Limit (dBuV/m)	PK Margin (dB)	Azimuth (Degs)	Height (cm)	Polarity
1	2.484	46.3	Pk	32.3	-18.9	59.7	-	-	74	-14.3	317	117	H
2	2.484	48.82	Pk	32.3	-18.9	62.22	-	-	74	-11.78	317	117	H
3	2.484	37.14	RMS	32.3	-18.9	50.54	54	-3.46	-	-	317	117	H
4	2.484	37.32	RMS	32.3	-18.9	50.72	54	-3.28	-	-	317	117	H

Pk - Peak detector
RMS - RMS detection

UL VERIFICATION SERVICES INC.
47173 Benicia Street, Fremont, CA 94538; USA TEL:(510) 319-4000 FAX:(510) 661-0888
This report shall not be reproduced except in full, without the written approval of UL Verification Services Inc.

VERTICAL RESULT

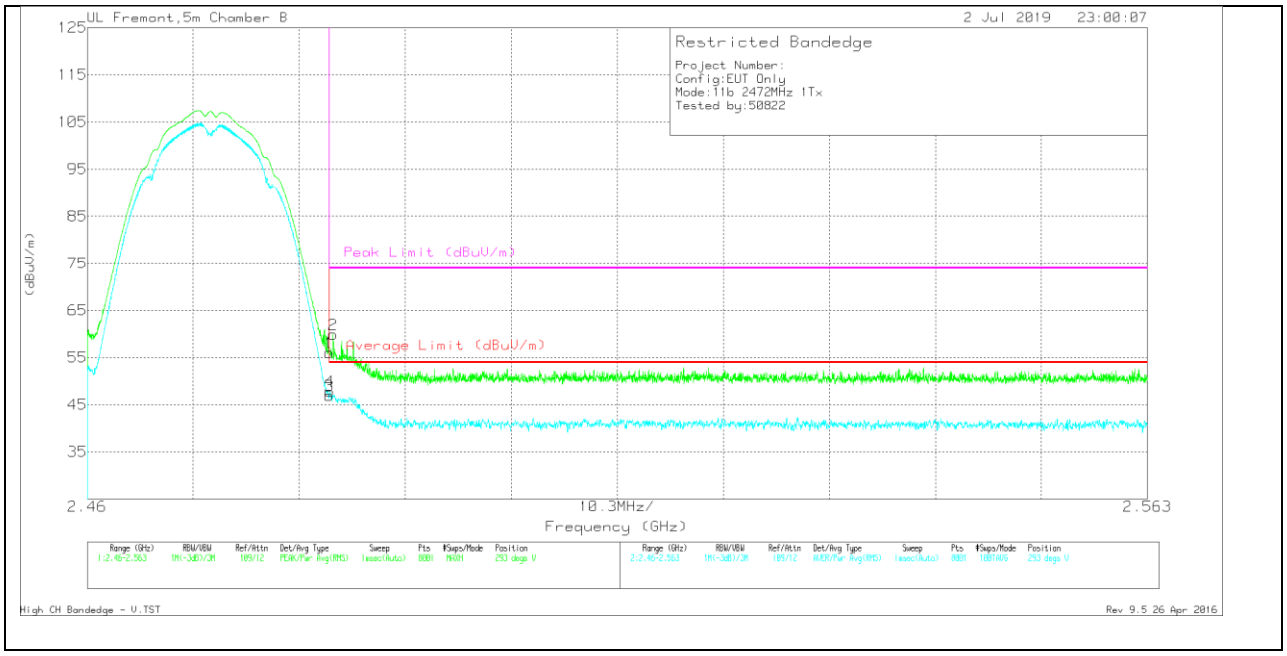

Marker	Frequency (GHz)	Meter Reading (dBuV)	Det	AF T344 (dB/m)	Amp/Cbl/Fltr/Pad (dB)	Corrected Reading (dBuV/m)	Average Limit (dBuV/m)	Margin (dB)	Peak Limit (dBuV/m)	PK Margin (dB)	Azimuth (Degs)	Height (cm)	Polarity
1	2.484	42.65	Pk	32.3	-18.9	56.05	-	-	74	-17.95	293	369	V
2	2.484	46.53	Pk	32.3	-18.9	59.93	-	-	74	-14.07	293	369	V
3	2.484	33.57	RMS	32.3	-18.9	46.97	54	-7.03	-	-	293	369	V
4	2.484	34.47	RMS	32.3	-18.9	47.87	54	-6.13	-	-	293	369	V

Pk - Peak detector
RMS - RMS detection

UL VERIFICATION SERVICES INC.
47173 Benicia Street, Fremont, CA 94538; USA TEL:(510) 319-4000 FAX:(510) 661-0888
This report shall not be reproduced except in full, without the written approval of UL Verification Services Inc.

HARMONICS AND SPURIOUS EMISSIONS

LOW CHANNEL, CH 1 RESULTS

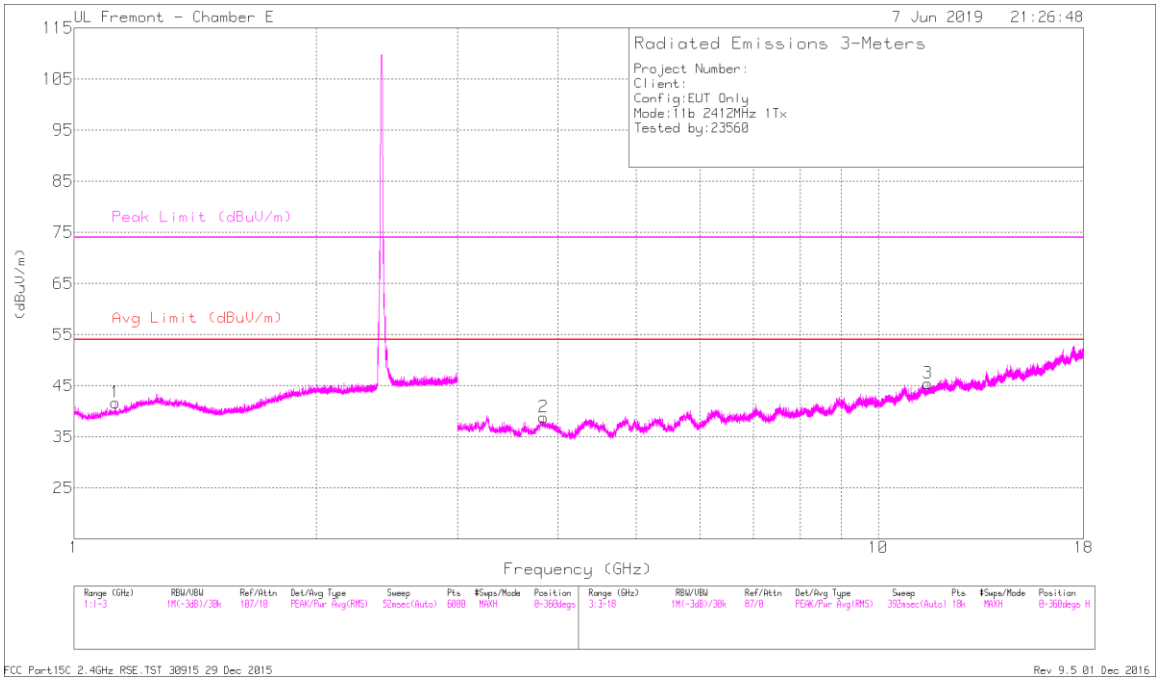

HORIZONTAL

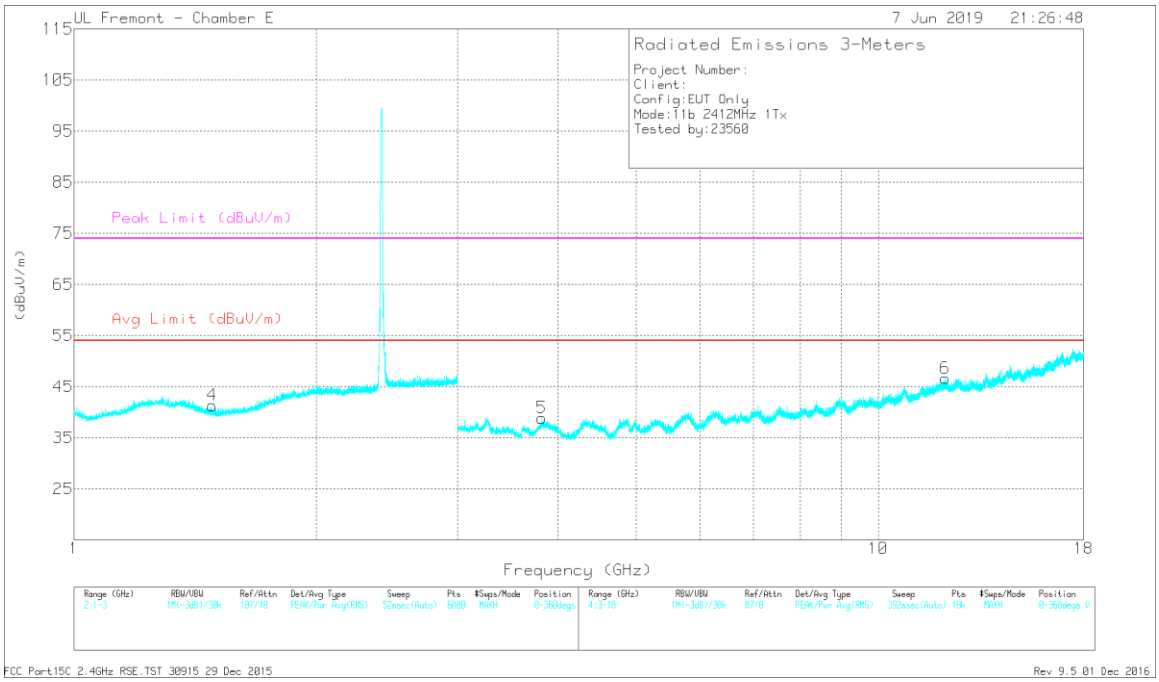

VERTICAL

UL VERIFICATION SERVICES INC.
47173 Benicia Street, Fremont, CA 94538; USA TEL:(510) 319-4000 FAX:(510) 661-0888

This report shall not be reproduced except in full, without the written approval of UL Verification Services Inc.

RADIATED EMISSIONS

Marker	Frequency (GHz)	Meter Reading (dBuV)	Det	AF T119 (dB/m)	Amp/Cbl/Fltr/Pad (dB)	Corrected Reading (dBuV/m)	Avg Limit (dBuV/m)	Margin (dB)	Peak Limit (dBuV/m)	PK Margin (dB)	Azimuth (Degs)	Height (cm)	Polarity
1	* 1.126	45.62	PK2	28	-26	47.62	-	-	74	-26.38	205	261	H
	* 1.127	33.95	MAv1	28	-26	35.95	54	-18.05	-	-	205	261	H
4	* 1.484	46.06	PK2	28.1	-26.2	47.96	-	-	74	-26.04	224	200	V
	* 1.482	34.49	MAv1	28.1	-26.2	36.39	54	-17.61	-	-	224	200	V
2	* 3.838	42.72	PK2	33.4	-30.8	45.32	-	-	74	-28.68	28	100	H
	* 3.838	31.77	MAv1	33.4	-30.8	34.37	54	-19.63	-	-	28	100	H
3	* 11.521	37.21	PK2	38.5	-22.8	52.91	-	-	74	-21.09	347	120	H
	* 11.522	25.15	MAv1	38.5	-22.8	40.85	54	-13.15	-	-	347	120	H
5	* 3.817	43.87	PK2	33.4	-31.2	46.07	-	-	74	-27.93	189	371	V
	* 3.815	32.15	MAv1	33.4	-31.2	34.35	54	-19.65	-	-	189	371	V
6	* 12.112	35.65	PK2	39	-21.7	52.95	-	-	74	-21.05	360	391	V
	* 12.112	24.54	MAv1	39	-21.7	41.84	54	-12.16	-	-	360	391	V

* - indicates frequency in CFR47 Pt 15 / IC RSS-Restricted Band
PK2 - KDB558074 Method: Maximum Peak
MAv1 - KDB558074 Option 1 Maximum RMS Average

UL VERIFICATION SERVICES INC.
47173 Benicia Street, Fremont, CA 94538; USA TEL:(510) 319-4000 FAX:(510) 661-0888
This report shall not be reproduced except in full, without the written approval of UL Verification Services Inc.

MID CHANNEL, CH 6 RESULTS

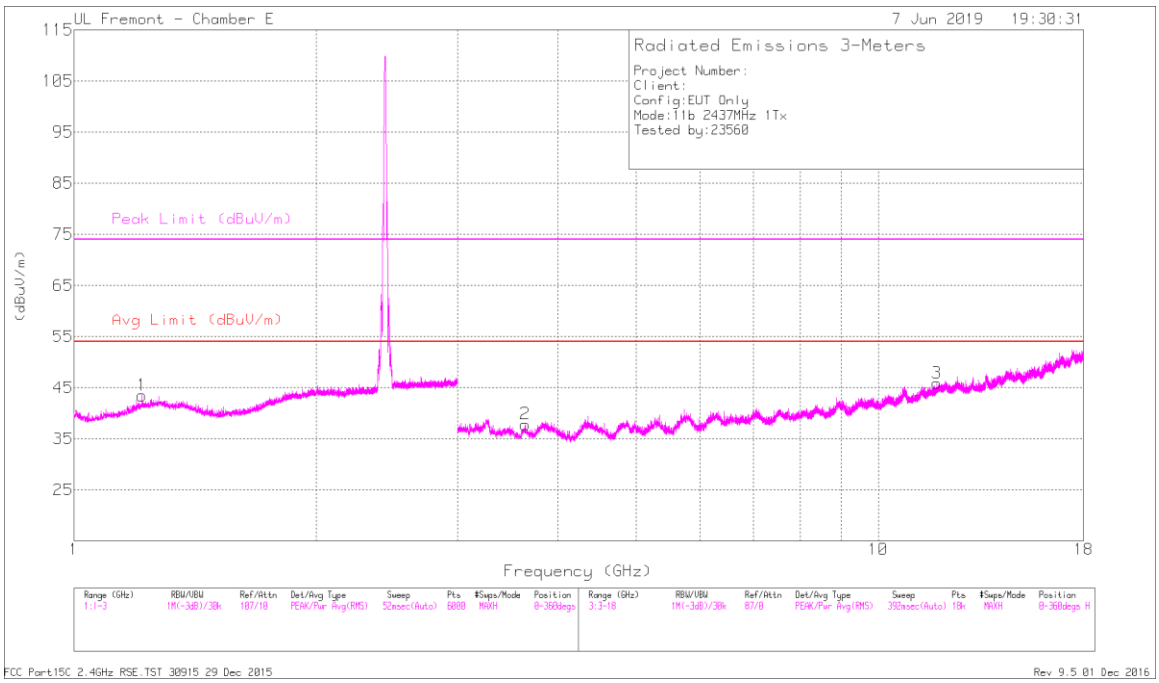

HORIZONTAL

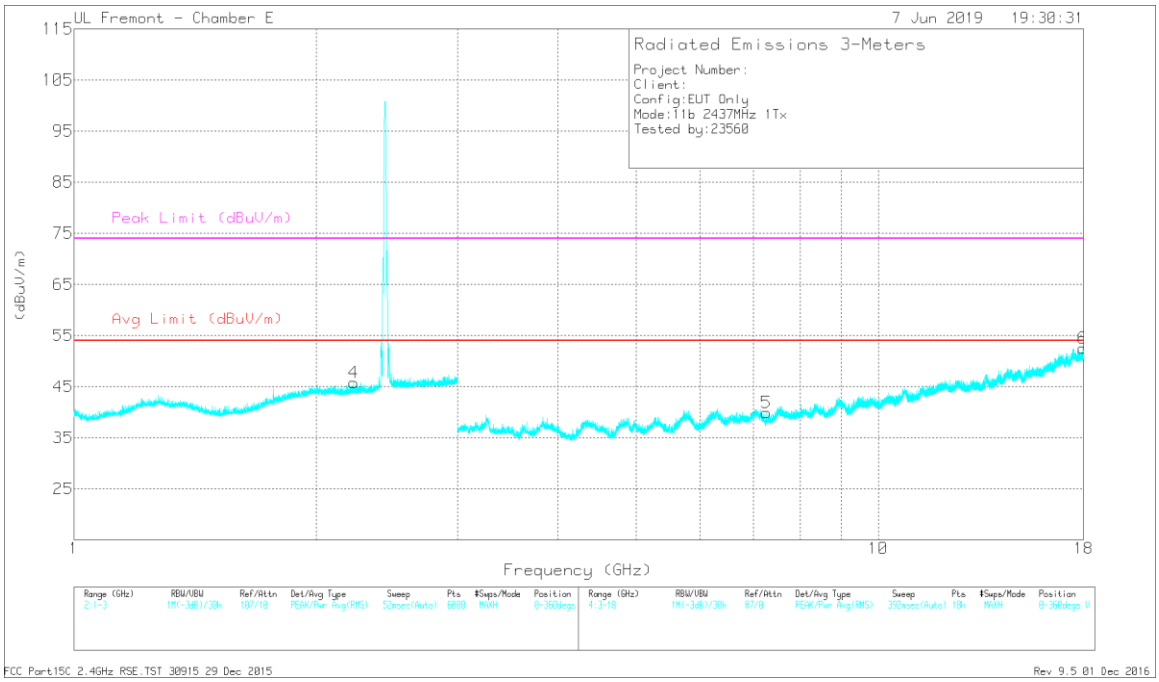

VERTICAL

UL VERIFICATION SERVICES INC.
47173 Benicia Street, Fremont, CA 94538; USA TEL:(510) 319-4000 FAX:(510) 661-0888
This report shall not be reproduced except in full, without the written approval of UL Verification Services Inc.

RADIATED EMISSIONS

Marker	Frequency (GHz)	Meter Reading (dBuV)	Det	AF T119 (dB/m)	Amp/Cbl/Fltr/Pad (dB)	Corrected Reading (dBuV/m)	Avg Limit (dBuV/m)	Margin (dB)	Peak Limit (dBuV/m)	PK Margin (dB)	Azimuth (Degs)	Height (cm)	Polarity
1	* 1.217	45.86	PK2	29.8	-26.1	49.56	-	-	74	-24.44	200	104	H
	* 1.217	34.1	MAv1	29.8	-26.1	37.8	54	-16.2	-	-	200	104	H
4	* 2.228	46.83	PK2	31.9	-26.4	52.33	-	-	74	-21.67	289	200	V
	* 2.229	34.78	MAv1	31.9	-26.4	40.28	54	-13.72	-	-	289	200	V
2	* 3.641	42.87	PK2	33.3	-33	43.17	-	-	74	-30.83	349	101	H
	* 3.641	32.06	MAv1	33.3	-33	32.36	54	-21.64	-	-	349	101	H
3	* 11.829	36.53	PK2	38.9	-22.4	53.03	-	-	74	-20.97	99	232	H
	* 11.827	24.71	MAv1	38.9	-22.4	41.21	54	-12.79	-	-	99	232	H
5	* 7.261	38.35	PK2	35.6	-28.3	45.65	-	-	74	-28.35	255	312	V
	* 7.259	27.48	MAv1	35.6	-28.2	34.88	54	-19.12	-	-	255	312	V
6	* 17.979	35.35	PK2	41.9	-17.9	59.35	-	-	74	-14.65	138	181	V
	* 17.979	24.15	MAv1	41.9	-17.9	48.15	54	-5.85	-	-	138	181	V

* - indicates frequency in CFR47 Pt 15 / IC RSS-Restricted Band
PK2 - KDB558074 Method: Maximum Peak
MAv1 - KDB558074 Option 1 Maximum RMS Average

UL VERIFICATION SERVICES INC.
47173 Benicia Street, Fremont, CA 94538; USA TEL:(510) 319-4000 FAX:(510) 661-0888
This report shall not be reproduced except in full, without the written approval of UL Verification Services Inc.

HIGH CHANNEL, CH 13 RESULTS

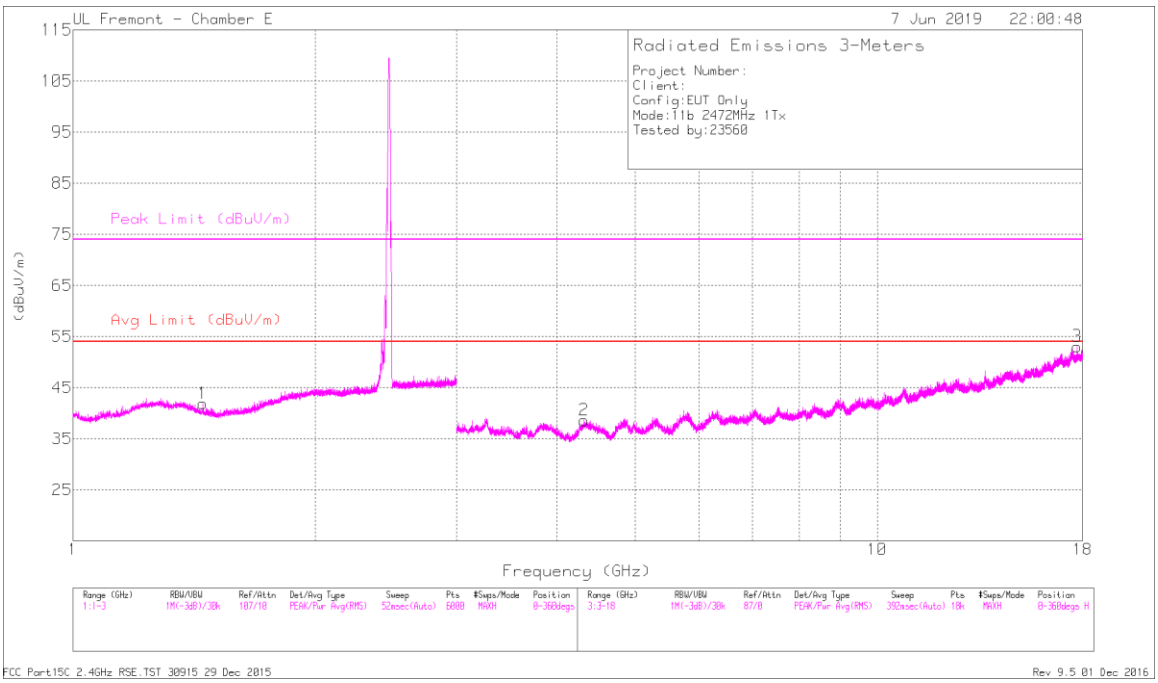

HORIZONTAL

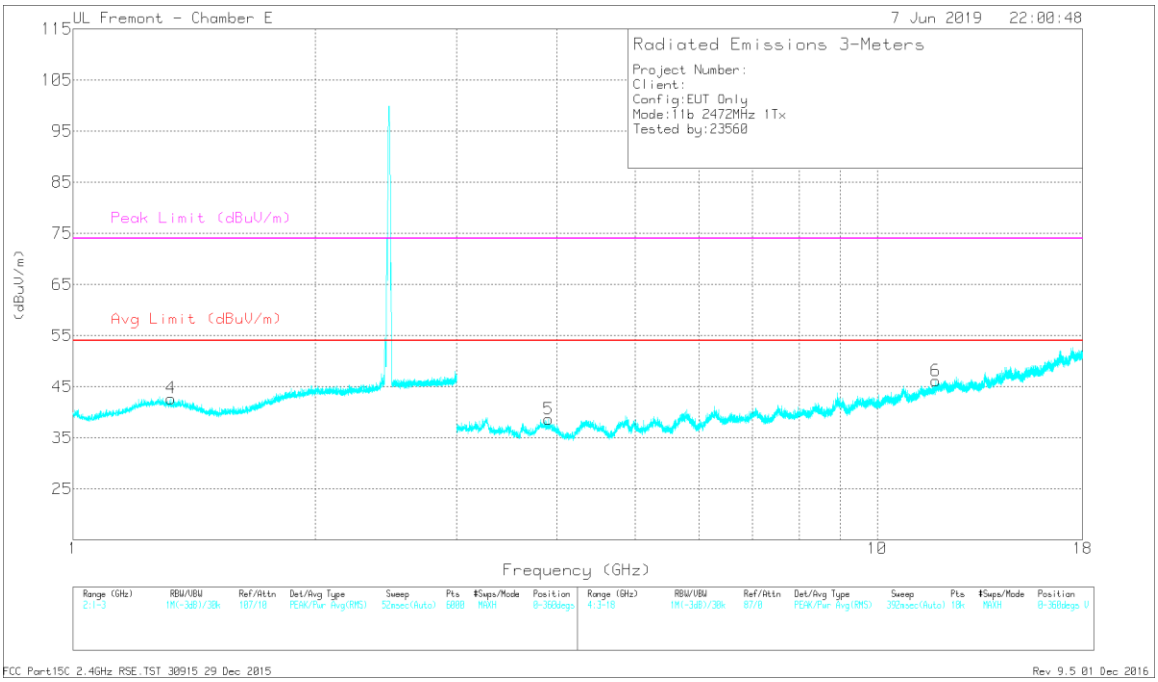

VERTICAL

UL VERIFICATION SERVICES INC.
47173 Benicia Street, Fremont, CA 94538; USA TEL:(510) 319-4000 FAX:(510) 661-0888
This report shall not be reproduced except in full, without the written approval of UL Verification Services Inc.

RADIATED EMISSIONS

Marker	Frequency (GHz)	Meter Reading (dBuV)	Det	AF T119 (dB/m)	Amp/Cbl/Fltr/Pad (dB)	Corrected Reading (dBuV/m)	Avg Limit (dBuV/m)	Margin (dB)	Peak Limit (dBuV/m)	PK Margin (dB)	Azimuth (Degs)	Height (cm)	Polarity
1	* 1.45	46.42	PK2	28.3	-26.3	48.42	-	-	74	-25.58	348	109	H
	* 1.45	34.38	MAv1	28.3	-26.3	36.38	54	-17.62	-	-	348	109	H
4	* 1.326	45.83	PK2	29.6	-26.2	49.23	-	-	74	-24.77	11	314	V
	* 1.324	34.32	MAv1	29.6	-26.2	37.72	54	-16.28	-	-	11	314	V
2	* 4.317	42.4	PK2	33.7	-30.2	45.9	-	-	74	-28.1	322	239	H
	* 4.319	31.28	MAv1	33.6	-30.1	34.78	54	-19.22	-	-	322	239	H
3	* 17.725	36.07	PK2	41.9	-18.6	59.37	-	-	74	-14.63	230	140	H
	* 17.722	24.6	MAv1	41.8	-18.6	47.8	54	-6.2	-	-	230	140	H
5	* 3.906	42.41	PK2	33.4	-30.7	45.11	-	-	74	-28.89	121	351	V
	* 3.905	31.17	MAv1	33.4	-30.6	33.97	54	-20.03	-	-	121	351	V
6	* 11.822	35.78	PK2	38.9	-22.3	52.38	-	-	74	-21.62	351	183	V
	* 11.821	24.8	MAv1	38.9	-22.3	41.4	54	-12.6	-	-	351	183	V

* - indicates frequency in CFR47 Pt 15 / IC RSS-Restricted Band
PK2 - KDB558074 Method: Maximum Peak
MAv1 - KDB558074 Option 1 Maximum RMS Average

UL VERIFICATION SERVICES INC.
47173 Benicia Street, Fremont, CA 94538; USA TEL:(510) 319-4000 FAX:(510) 661-0888
This report shall not be reproduced except in full, without the written approval of UL Verification Services Inc.

9.1.2. TX ABOVE 1 GHz 802.11n HT20 MODE IN THE 2.4 GHz BAND

1TX Antenna 4 MODE

BANDEDGE (LOW CHANNEL, CH 1)

HORIZONTAL RESULT

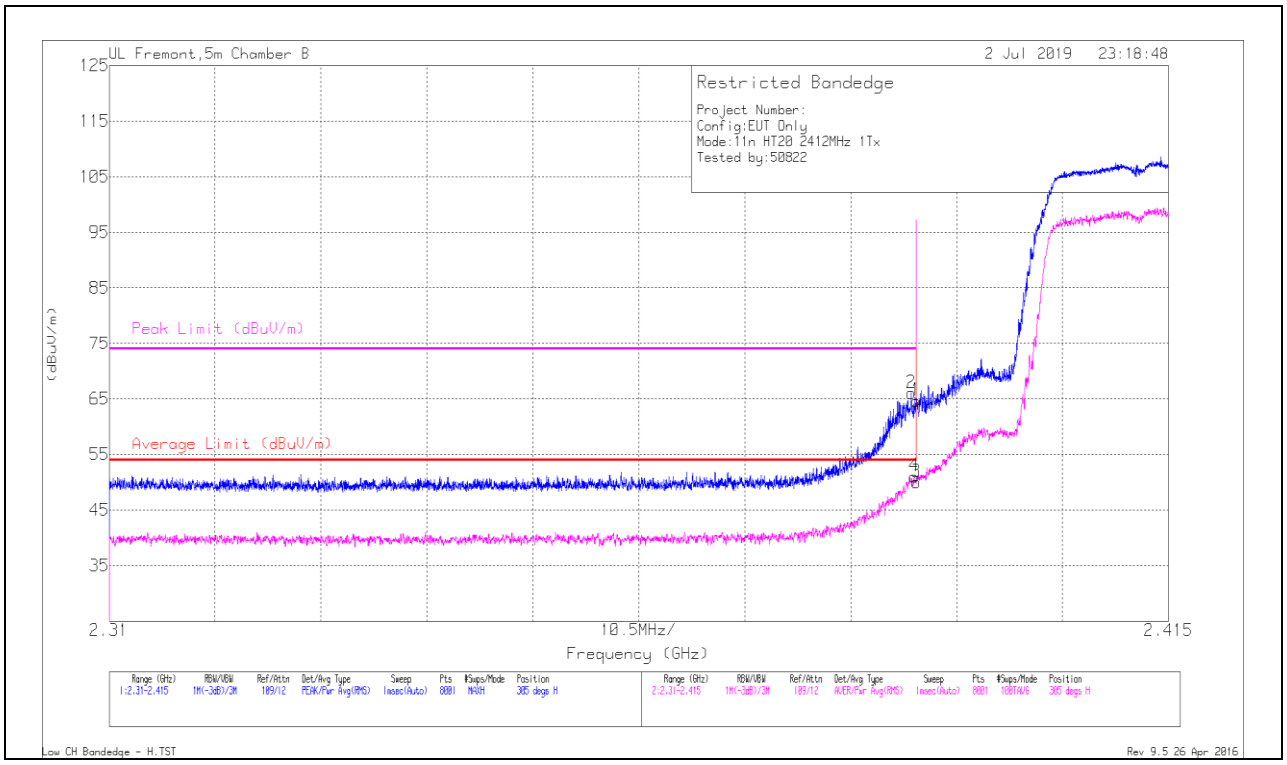

Marker	Frequency (GHz)	Meter Reading (dBuV)	Det	AF T344 (dB/m)	Amp/Cbl/Fltr/Pad (dB)	Corrected Reading (dBuV/m)	Average Limit (dBuV/m)	Margin (dB)	Peak Limit (dBuV/m)	PK Margin (dB)	Azimuth (Degs)	Height (cm)	Polarity
2	2.389	53.09	Pk	31.9	-18.9	66.09	-	-	74	-7.91	305	199	H
1	2.39	51.68	Pk	31.9	-18.9	64.68	-	-	74	-9.32	305	199	H
3	2.39	37.08	RMS	31.9	-18.9	50.08	54	-3.92	-	-	305	199	H
4	2.39	38.08	RMS	31.9	-18.9	51.08	54	-2.92	-	-	305	199	H

Pk - Peak detector
RMS - RMS detection

UL VERIFICATION SERVICES INC.
47173 Benicia Street, Fremont, CA 94538; USA TEL:(510) 319-4000 FAX:(510) 661-0888
This report shall not be reproduced except in full, without the written approval of UL Verification Services Inc.

VERTICAL RESULT

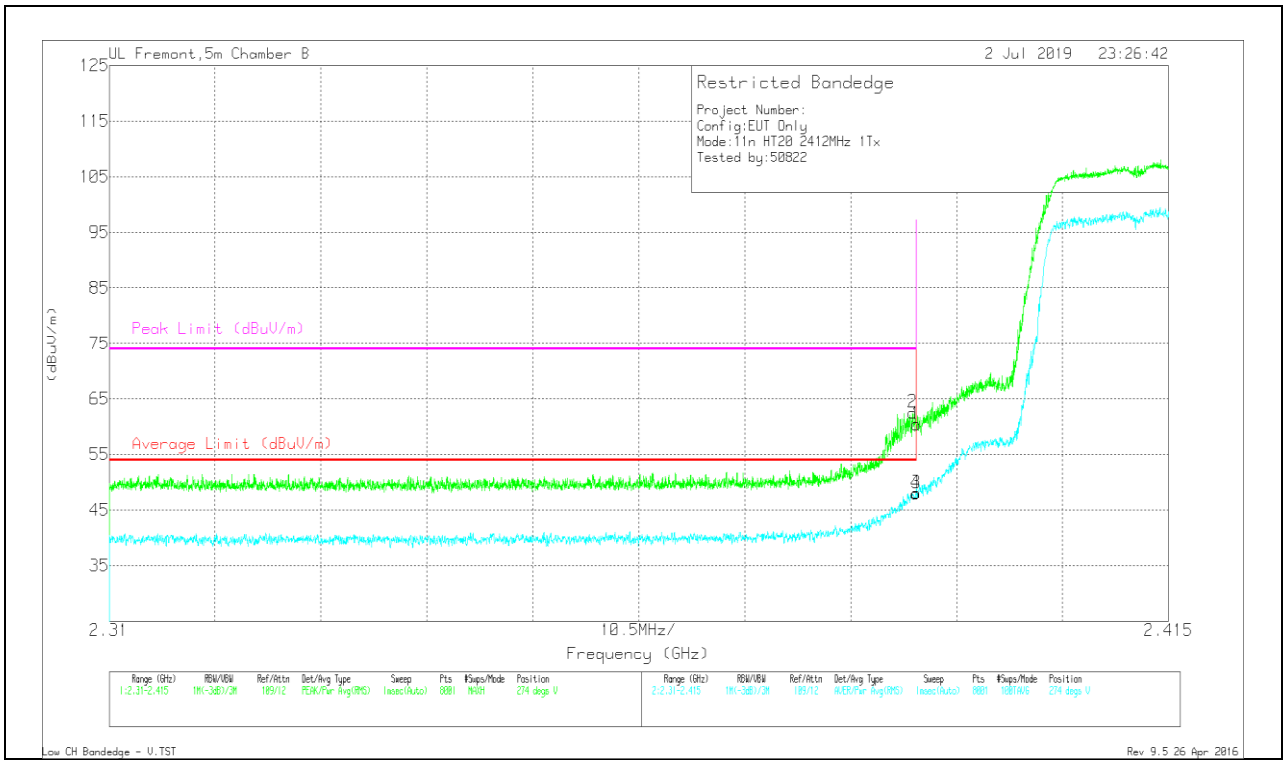

Marker	Frequency (GHz)	Meter Reading (dBuV)	Det	AF T344 (dB/m)	Amp/Cbl/Fltr/Pad (dB)	Corrected Reading (dBuV/m)	Average Limit (dBuV/m)	Margin (dB)	Peak Limit (dBuV/m)	PK Margin (dB)	Azimuth (Degs)	Height (cm)	Polarity
1	2.39	47.46	Pk	31.9	-18.9	60.46	-	-	74	-13.54	274	396	V
2	2.39	49.53	Pk	31.9	-18.9	62.53	-	-	74	-11.47	274	396	V
3	2.39	35.08	RMS	31.9	-18.9	48.08	54	-5.92	-	-	274	396	V
4	2.39	35	RMS	31.9	-18.9	48	54	-6	-	-	274	396	V

Pk - Peak detector
RMS - RMS detection

UL VERIFICATION SERVICES INC.
47173 Benicia Street, Fremont, CA 94538; USA TEL:(510) 319-4000 FAX:(510) 661-0888
This report shall not be reproduced except in full, without the written approval of UL Verification Services Inc.

BANDEDGE (LOW CHANNEL, CH 2)

HORIZONTAL RESULT

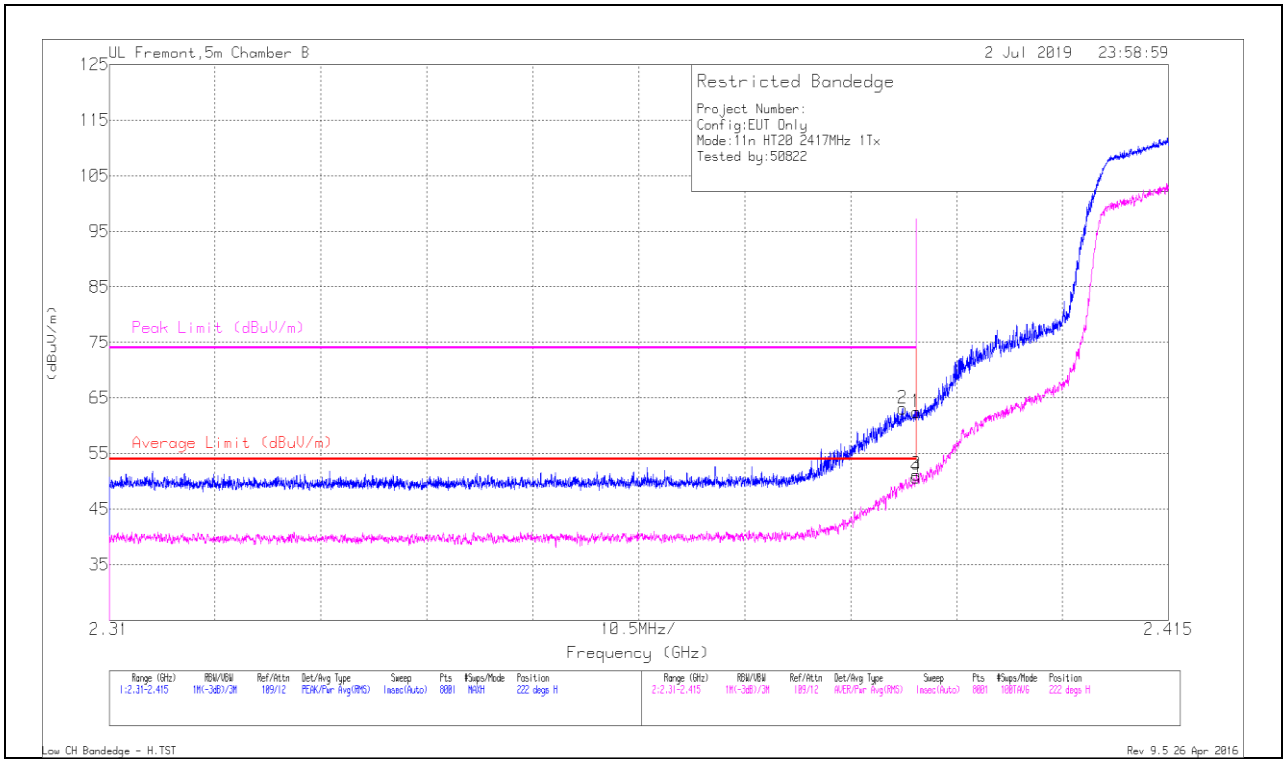

Marker	Frequency (GHz)	Meter Reading (dBuV)	Det	AF T344 (dB/m)	Amp/Cbl/Fltr/Pad (dB)	Corrected Reading (dBuV/m)	Average Limit (dBuV/m)	Margin (dB)	Peak Limit (dBuV/m)	PK Margin (dB)	Azimuth (Degs)	Height (cm)	Polarity
2	2.389	50.12	Pk	31.9	-18.9	63.12	-	-	74	-10.88	222	198	H
1	2.39	49.49	Pk	31.9	-18.9	62.49	-	-	74	-11.51	222	198	H
3	2.39	38.23	RMS	31.9	-18.9	51.23	54	-2.77	-	-	222	198	H
4	2.39	37.72	RMS	31.9	-18.9	50.72	54	-3.28	-	-	222	198	H

Pk - Peak detector
RMS - RMS detection

UL VERIFICATION SERVICES INC.
47173 Benicia Street, Fremont, CA 94538; USA TEL:(510) 319-4000 FAX:(510) 661-0888
This report shall not be reproduced except in full, without the written approval of UL Verification Services Inc.

VERTICAL RESULT

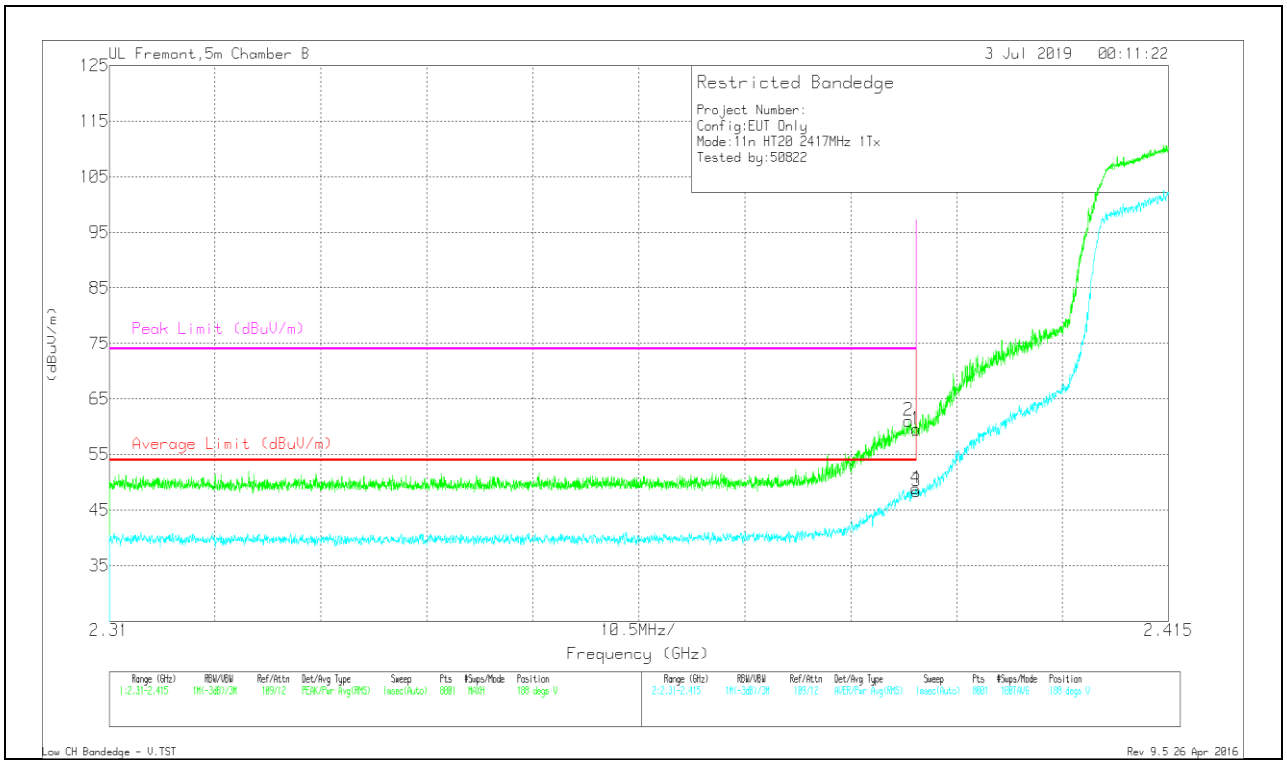

Marker	Frequency (GHz)	Meter Reading (dBuV)	Det	AF T344 (dB/m)	Amp/Cbl/Fltr/Pad (dB)	Corrected Reading (dBuV/m)	Average Limit (dBuV/m)	Margin (dB)	Peak Limit (dBuV/m)	PK Margin (dB)	Azimuth (Degs)	Height (cm)	Polarity
2	2.389	48.08	Pk	31.9	-18.9	61.08	-	-	74	-12.92	188	396	V
1	2.39	46.52	Pk	31.9	-18.9	59.52	-	-	74	-14.48	188	396	V
3	2.39	35.38	RMS	31.9	-18.9	48.38	54	-5.62	-	-	188	396	V
4	2.39	35.89	RMS	31.9	-18.9	48.89	54	-5.11	-	-	188	396	V

Pk - Peak detector
RMS - RMS detection

UL VERIFICATION SERVICES INC.
47173 Benicia Street, Fremont, CA 94538; USA TEL:(510) 319-4000 FAX:(510) 661-0888
This report shall not be reproduced except in full, without the written approval of UL Verification Services Inc.

BANDEDGE (LOW CHANNEL, CH 3)

HORIZONTAL RESULT

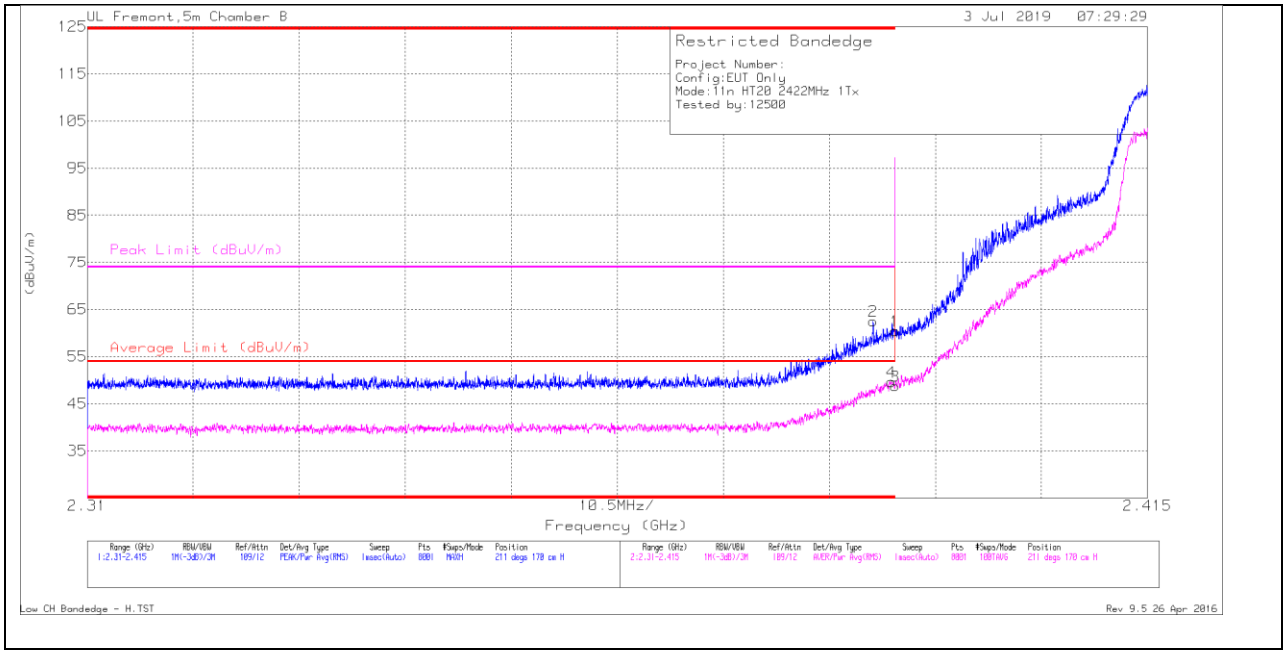

Marker	Frequency (GHz)	Meter Reading (dBuV)	Det	AF T344 (dB/m)	Amp/Cbl/Fltr/Pad (dB)	Corrected Reading (dBuV/m)	Average Limit (dBuV/m)	Margin (dB)	Peak Limit (dBuV/m)	PK Margin (dB)	Azimuth (Degs)	Height (cm)	Polarity
1	* 2.39	47.47	Pk	31.9	-18.9	60.47	-	-	74	-13.53	211	170	H
2	* 2.388	49.53	Pk	31.9	-18.9	62.53	-	-	74	-11.47	211	170	H
3	* 2.39	35.77	RMS	31.9	-18.9	48.77	54	-5.23	-	-	211	170	H
4	* 2.39	36.65	RMS	31.9	-18.9	49.65	54	-4.35	-	-	211	170	H

* - indicates frequency in CFR47 Pt 15 / IC RSS-Restricted Band
Pk - Peak detector
RMS - RMS detection

UL VERIFICATION SERVICES INC.
47173 Benicia Street, Fremont, CA 94538; USA TEL:(510) 319-4000 FAX:(510) 661-0888
This report shall not be reproduced except in full, without the written approval of UL Verification Services Inc.

VERTICAL RESULT

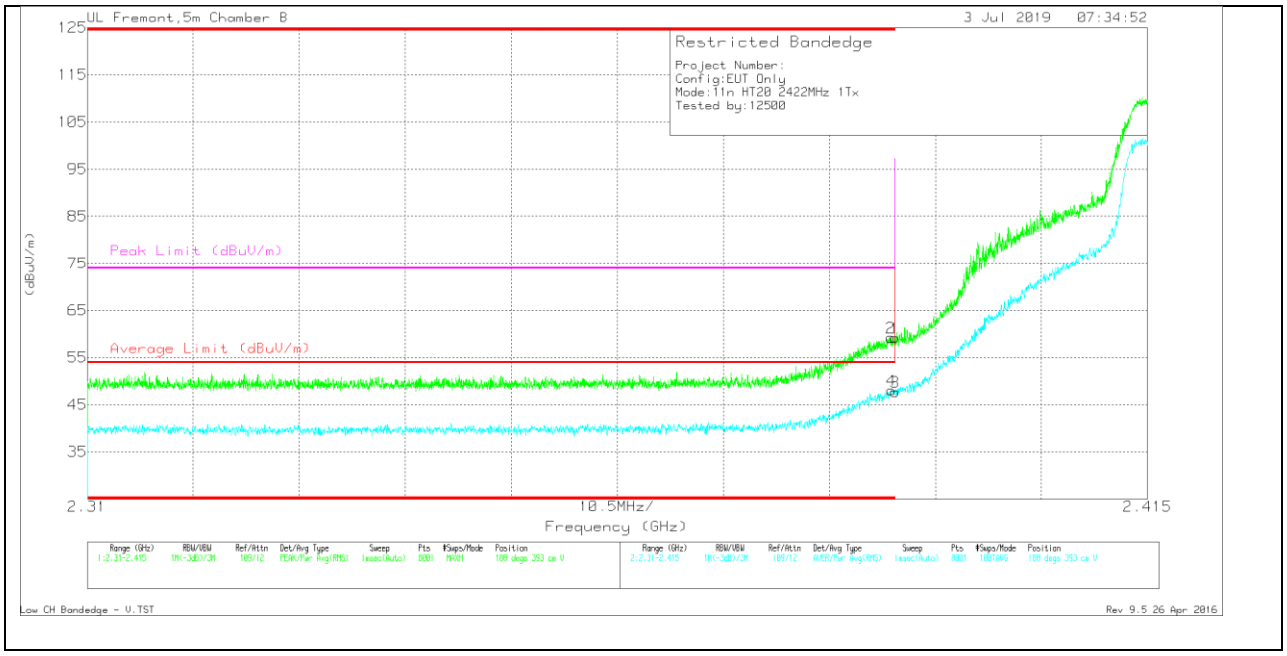

Marker	Frequency (GHz)	Meter Reading (dBuV)	Det	AF T344 (dB/m)	Amp/Cbl/Fltr/Pad (dB)	Corrected Reading (dBuV/m)	Average Limit (dBuV/m)	Margin (dB)	Peak Limit (dBuV/m)	PK Margin (dB)	Azimuth (Degs)	Height (cm)	Polarity
1	* 2.39	46.18	Pk	31.9	-18.9	59.18	-	-	74	-14.82	188	393	V
2	* 2.39	46.27	Pk	31.9	-18.9	59.27	-	-	74	-14.73	188	393	V
3	* 2.39	34.75	RMS	31.9	-18.9	47.75	54	-6.25	-	-	188	393	V
4	* 2.39	35.09	RMS	31.9	-18.9	48.09	54	-5.91	-	-	188	393	V

* - indicates frequency in CFR47 Pt 15 / IC RSS-Restricted Band
Pk - Peak detector
RMS - RMS detection

UL VERIFICATION SERVICES INC.
47173 Benicia Street, Fremont, CA 94538; USA TEL:(510) 319-4000 FAX:(510) 661-0888
This report shall not be reproduced except in full, without the written approval of UL Verification Services Inc.

BANDEDGE (LOW CHANNEL, CH 9)

HORIZONTAL RESULT

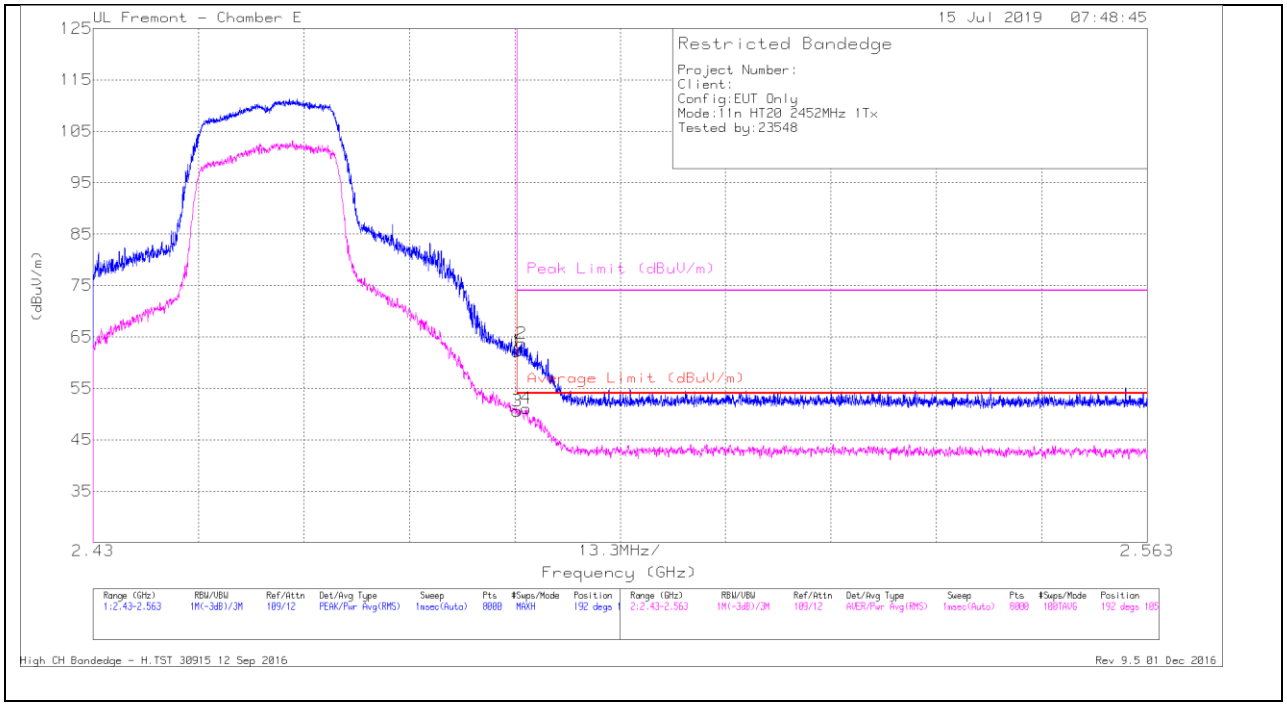

Marker	Frequency (GHz)	Meter Reading (dBuV)	Det	AF T119 (dB/m)	Amp/Cbl/Fltr/Pad (dB)	Corrected Reading (dBuV/m)	Average Limit (dBuV/m)	Margin (dB)	Peak Limit (dBuV/m)	PK Margin (dB)	Azimuth (Degs)	Height (cm)	Polarity
1	* 2.484	47.55	Pk	32.8	-18.1	62.25	-	-	74	-11.75	192	105	H
2	* 2.484	49.05	Pk	32.8	-18.1	63.75	-	-	74	-10.25	192	105	H
3	* 2.484	35.89	RMS	32.8	-18.1	50.59	54	-3.41	-	-	192	105	H
4	* 2.485	36.41	RMS	32.8	-18.1	51.11	54	-2.89	-	-	192	105	H

* - indicates frequency in CFR47 Pt 15 / IC RSS-Restricted Band
Pk - Peak detector
RMS - RMS detection

UL VERIFICATION SERVICES INC.
47173 Benicia Street, Fremont, CA 94538; USA TEL:(510) 319-4000 FAX:(510) 661-0888
This report shall not be reproduced except in full, without the written approval of UL Verification Services Inc.

VERTICAL RESULT

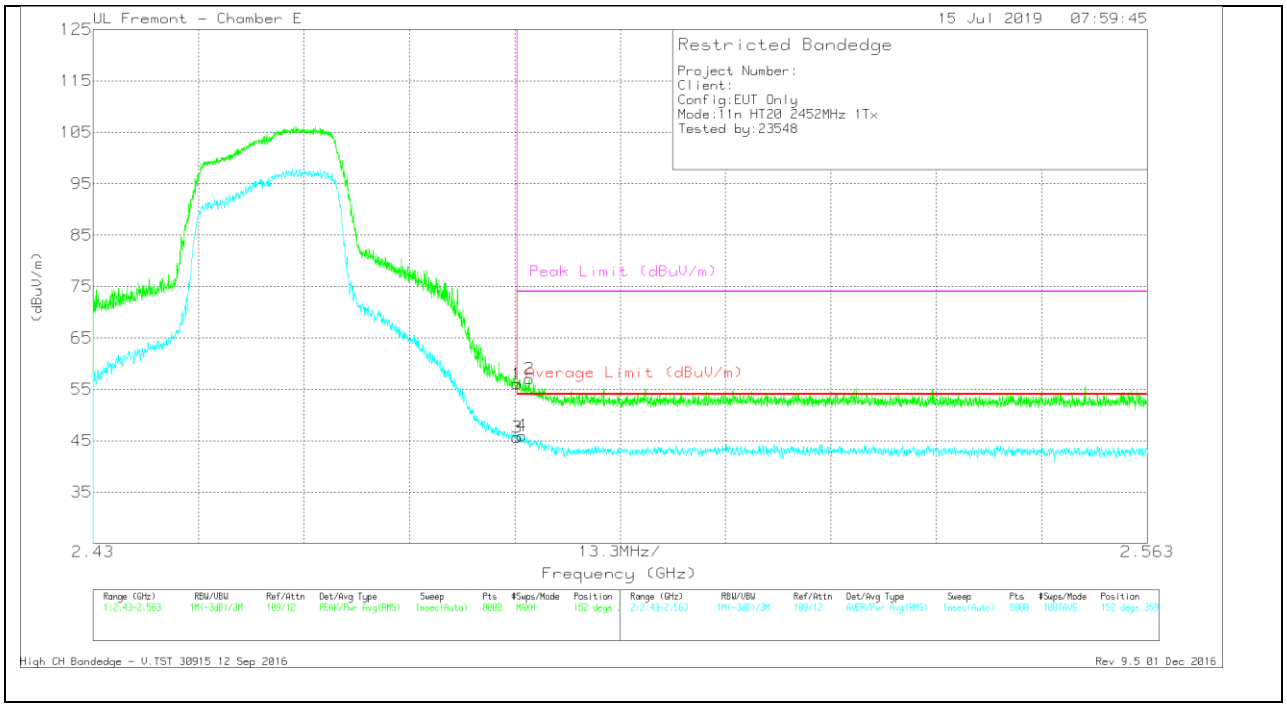

Marker	Frequency (GHz)	Meter Reading (dBuV)	Det	AF T119 (dB/m)	Amp/Cbl/Fltr/Pad (dB)	Corrected Reading (dBuV/m)	Average Limit (dBuV/m)	Margin (dB)	Peak Limit (dBuV/m)	PK Margin (dB)	Azimuth (Degs)	Height (cm)	Polarity
1	* 2.484	41.37	Pk	32.8	-18.1	56.07	-	-	74	-17.93	152	359	V
2	* 2.485	42.35	Pk	32.8	-18.1	57.05	-	-	74	-16.95	152	359	V
3	* 2.484	30.95	RMS	32.8	-18.1	45.65	54	-8.35	-	-	152	359	V
4	* 2.484	31.26	RMS	32.8	-18.1	45.96	54	-8.04	-	-	152	359	V

* - indicates frequency in CFR47 Pt 15 / IC RSS-Restricted Band
Pk - Peak detector
RMS - RMS detection

UL VERIFICATION SERVICES INC.
47173 Benicia Street, Fremont, CA 94538; USA TEL:(510) 319-4000 FAX:(510) 661-0888
This report shall not be reproduced except in full, without the written approval of UL Verification Services Inc.

BANDEDGE (HIGH CHANNEL, CH 10)

HORIZONTAL RESULT

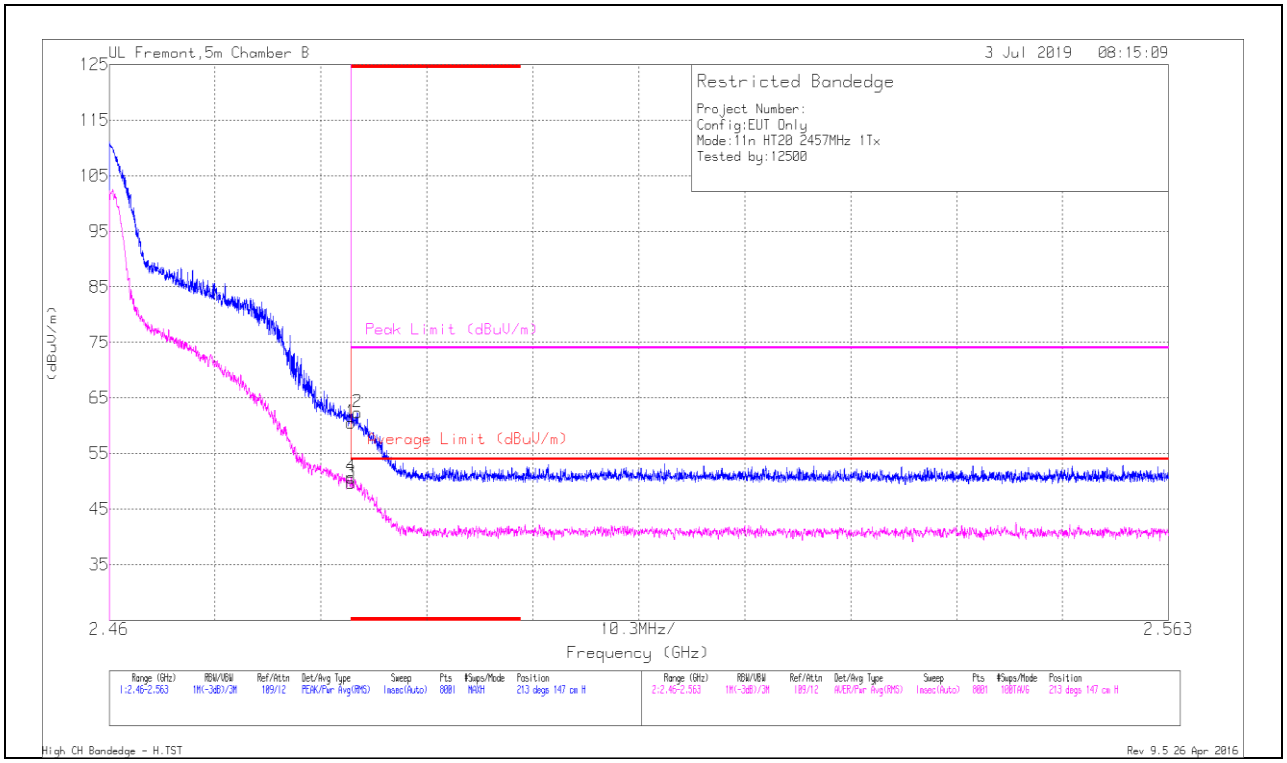

Marker	Frequency (GHz)	Meter Reading (dBuV)	Det	AF T344 (dB/m)	Amp/Cbl/Fltr/Pad (dB)	Corrected Reading (dBuV/m)	Average Limit (dBuV/m)	Margin (dB)	Peak Limit (dBuV/m)	PK Margin (dB)	Azimuth (Degs)	Height (cm)	Polarity
1	* 2.484	47.16	Pk	32.3	-18.9	60.56	-	-	74	-13.44	213	147	H
2	* 2.484	48.98	Pk	32.3	-18.9	62.38	-	-	74	-11.62	213	147	H
3	* 2.484	36.4	RMS	32.3	-18.9	49.8	54	-4.2	-	-	213	147	H
4	* 2.484	37.32	RMS	32.3	-18.9	50.72	54	-3.28	-	-	213	147	H

* - indicates frequency in CFR47 Pt 15 / IC RSS-Restricted Band
Pk - Peak detector
RMS - RMS detection

UL VERIFICATION SERVICES INC.
47173 Benicia Street, Fremont, CA 94538; USA TEL:(510) 319-4000 FAX:(510) 661-0888
This report shall not be reproduced except in full, without the written approval of UL Verification Services Inc.