VERTICAL RESULT

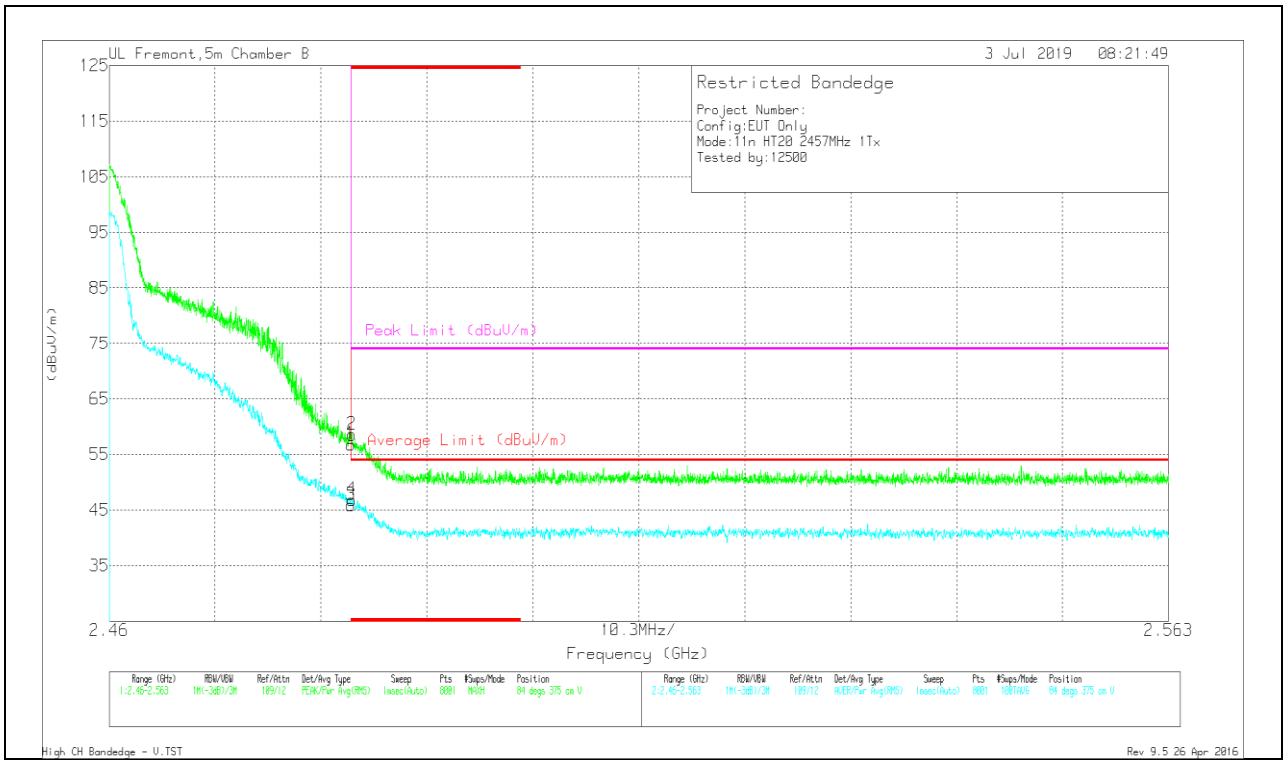

Marker	Frequency (GHz)	Meter Reading (dBuV)	Det	AF T344 (dB/m)	Amp/Cbl/Fltr/Pad (dB)	Corrected Reading (dBuV/m)	Average Limit (dBuV/m)	Margin (dB)	Peak Limit (dBuV/m)	PK Margin (dB)	Azimuth (Degs)	Height (cm)	Polarity
1	* 2.484	43.44	Pk	32.3	-18.9	56.84	-	-	74	-17.16	84	375	V
2	* 2.484	45.21	Pk	32.3	-18.9	58.61	-	-	74	-15.39	84	375	V
3	* 2.484	32.54	RMS	32.3	-18.9	45.94	54	-8.06	-	-	84	375	V
4	* 2.484	33.43	RMS	32.3	-18.9	46.83	54	-7.17	-	-	84	375	V

* - indicates frequency in CFR47 Pt 15 / IC RSS-Restricted Band
Pk - Peak detector
RMS - RMS detection

UL VERIFICATION SERVICES INC.
47173 Benicia Street, Fremont, CA 94538; USA TEL:(510) 319-4000 FAX:(510) 661-0888
This report shall not be reproduced except in full, without the written approval of UL Verification Services Inc.

BANDEDGE (HIGH CHANNEL, CH 11)

HORIZONTAL RESULT

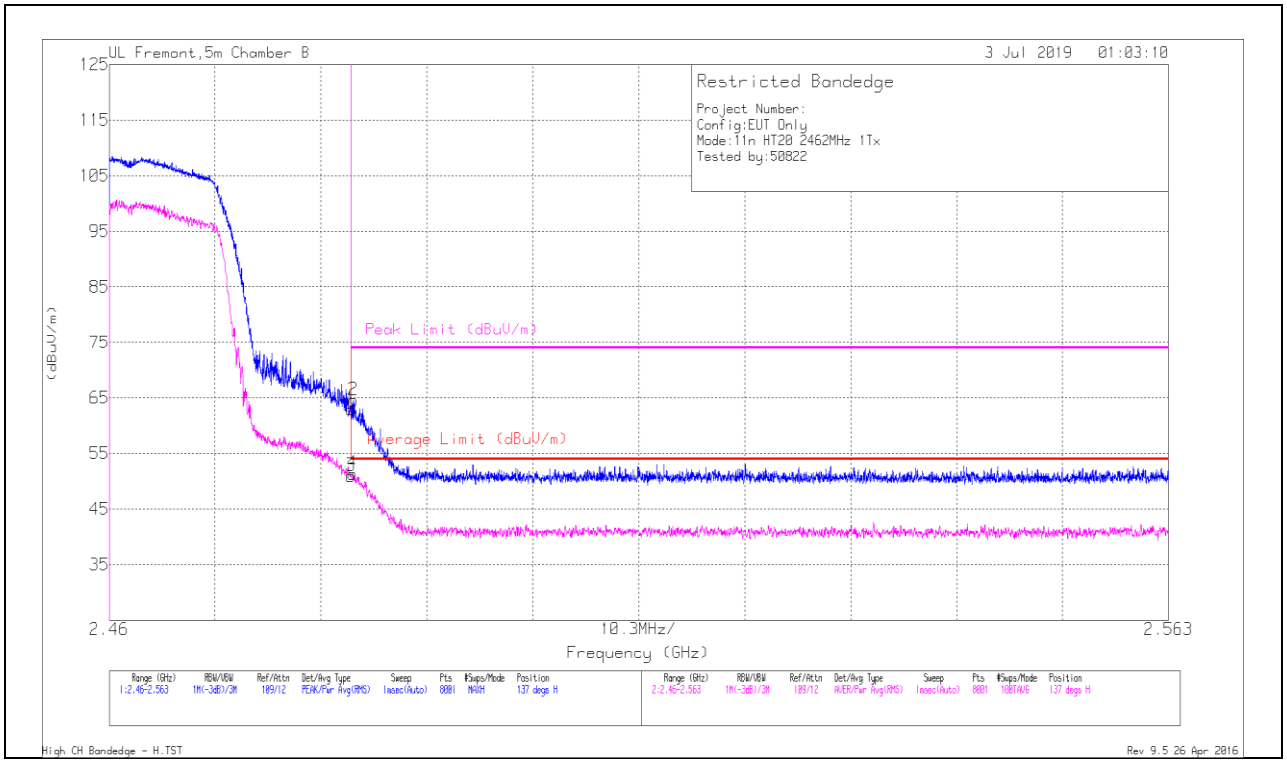

Marker	Frequency (GHz)	Meter Reading (dBuV)	Det	AF T344 (dB/m)	Amp/Cbl/Fltr/Pad (dB)	Corrected Reading (dBuV/m)	Average Limit (dBuV/m)	Margin (dB)	Peak Limit (dBuV/m)	PK Margin (dB)	Azimuth (Degs)	Height (cm)	Polarity
1	2.484	49.53	Pk	32.3	-18.9	62.93	-	-	74	-11.07	137	143	H
2	2.484	51.22	Pk	32.3	-18.9	64.62	-	-	74	-9.38	137	143	H
3	2.484	37.6	RMS	32.3	-18.9	51	54	-3	-	-	137	143	H
4	2.484	37.96	RMS	32.3	-18.9	51.36	54	-2.64	-	-	137	143	H

Pk - Peak detector
RMS - RMS detection

UL VERIFICATION SERVICES INC.
47173 Benicia Street, Fremont, CA 94538; USA TEL:(510) 319-4000 FAX:(510) 661-0888
This report shall not be reproduced except in full, without the written approval of UL Verification Services Inc.

VERTICAL RESULT

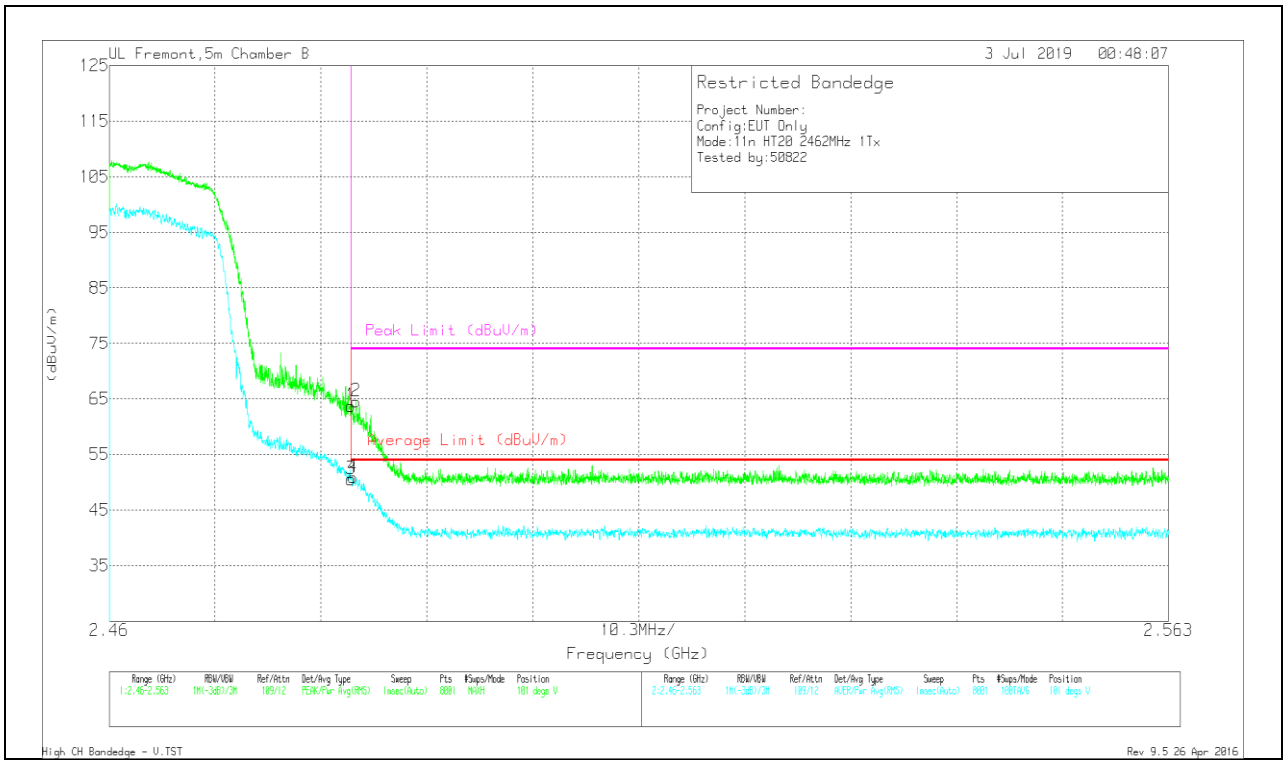

Marker	Frequency (GHz)	Meter Reading (dBuV)	Det	AF T344 (dB/m)	Amp/Cbl/Fltr/Pad (dB)	Corrected Reading (dBuV/m)	Average Limit (dBuV/m)	Margin (dB)	Peak Limit (dBuV/m)	PK Margin (dB)	Azimuth (Degs)	Height (cm)	Polarity
1	2.484	50.33	Pk	32.3	-18.9	63.73	-	-	74	-10.27	101	369	V
2	2.484	51.14	Pk	32.3	-18.9	64.54	-	-	74	-9.46	101	369	V
3	2.484	37.18	RMS	32.3	-18.9	50.58	54	-3.42	-	-	101	369	V
4	2.484	37.52	RMS	32.3	-18.9	50.92	54	-3.08	-	-	101	369	V

Pk - Peak detector
RMS - RMS detection

UL VERIFICATION SERVICES INC.
47173 Benicia Street, Fremont, CA 94538; USA TEL:(510) 319-4000 FAX:(510) 661-0888
This report shall not be reproduced except in full, without the written approval of UL Verification Services Inc.

BANDEDGE (HIGH CHANNEL, CH 12)

HORIZONTAL RESULT

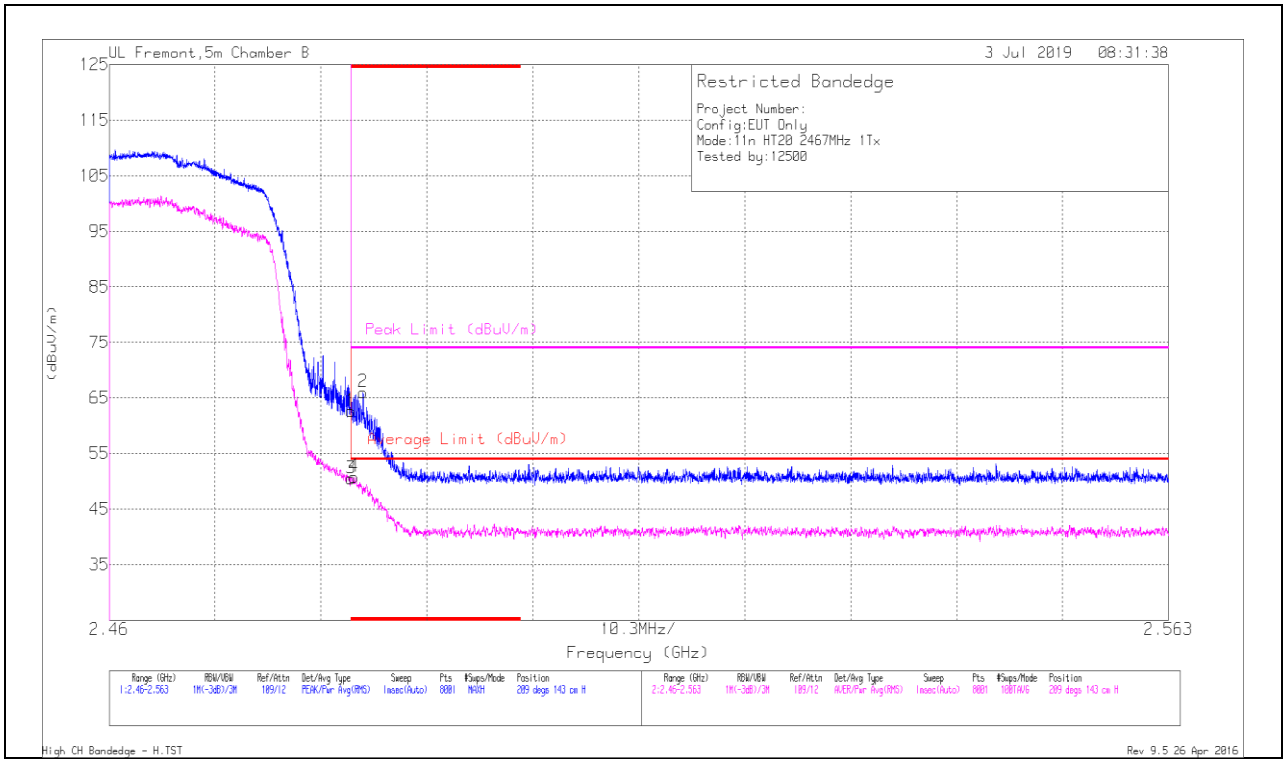

Marker	Frequency (GHz)	Meter Reading (dBuV)	Det	AF T344 (dB/m)	Amp/Cbl/Fltr/Pad (dB)	Corrected Reading (dBuV/m)	Average Limit (dBuV/m)	Margin (dB)	Peak Limit (dBuV/m)	PK Margin (dB)	Azimuth (Degs)	Height (cm)	Polarity
1	* 2.484	49.25	Pk	32.3	-18.9	62.65	-	-	74	-11.35	209	143	H
2	* 2.485	52.63	Pk	32.3	-18.9	66.03	-	-	74	-7.97	209	143	H
3	* 2.484	37.1	RMS	32.3	-18.9	50.5	54	-3.5	-	-	209	143	H
4	* 2.484	37.38	RMS	32.3	-18.9	50.78	54	-3.22	-	-	209	143	H

* - indicates frequency in CFR47 Pt 15 / IC RSS-Restricted Band
Pk - Peak detector
RMS - RMS detection

UL VERIFICATION SERVICES INC.
47173 Benicia Street, Fremont, CA 94538; USA TEL:(510) 319-4000 FAX:(510) 661-0888
This report shall not be reproduced except in full, without the written approval of UL Verification Services Inc.

VERTICAL RESULT

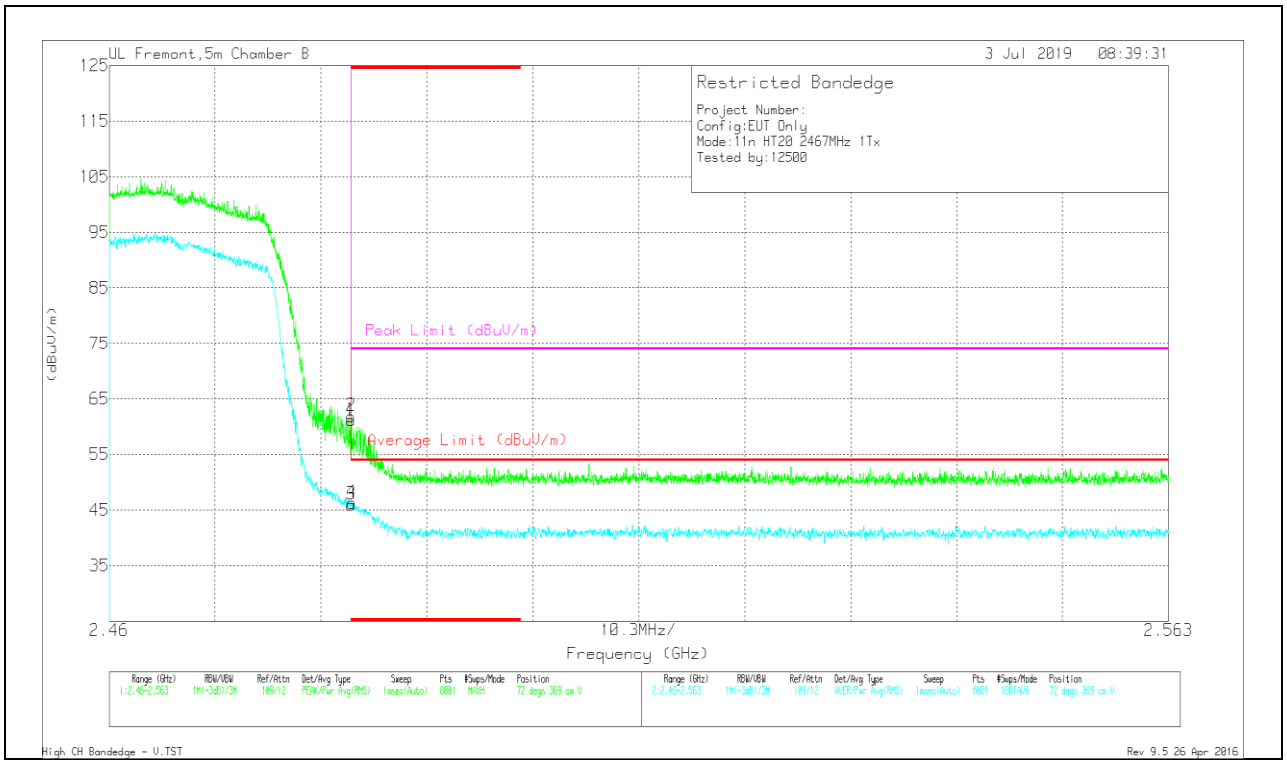

Marker	Frequency (GHz)	Meter Reading (dBuV)	Det	AF T344 (dB/m)	Amp/Cbl/Fltr/Pad (dB)	Corrected Reading (dBuV/m)	Average Limit (dBuV/m)	Margin (dB)	Peak Limit (dBuV/m)	PK Margin (dB)	Azimuth (Degs)	Height (cm)	Polarity
1	* 2.484	47.78	Pk	32.3	-18.9	61.18	-	-	74	-12.82	72	369	V
2	* 2.484	48.46	Pk	32.3	-18.9	61.86	-	-	74	-12.14	72	369	V
3	* 2.484	32.62	RMS	32.3	-18.9	46.02	54	-7.98	-	-	72	369	V
4	* 2.484	32.91	RMS	32.3	-18.9	46.31	54	-7.69	-	-	72	369	V

* - indicates frequency in CFR47 Pt 15 / IC RSS-Restricted Band
Pk - Peak detector
RMS - RMS detection

UL VERIFICATION SERVICES INC.
47173 Benicia Street, Fremont, CA 94538; USA TEL:(510) 319-4000 FAX:(510) 661-0888
This report shall not be reproduced except in full, without the written approval of UL Verification Services Inc.

BANDEDGE (HIGH CHANNEL, CH 13)

HORIZONTAL RESULT

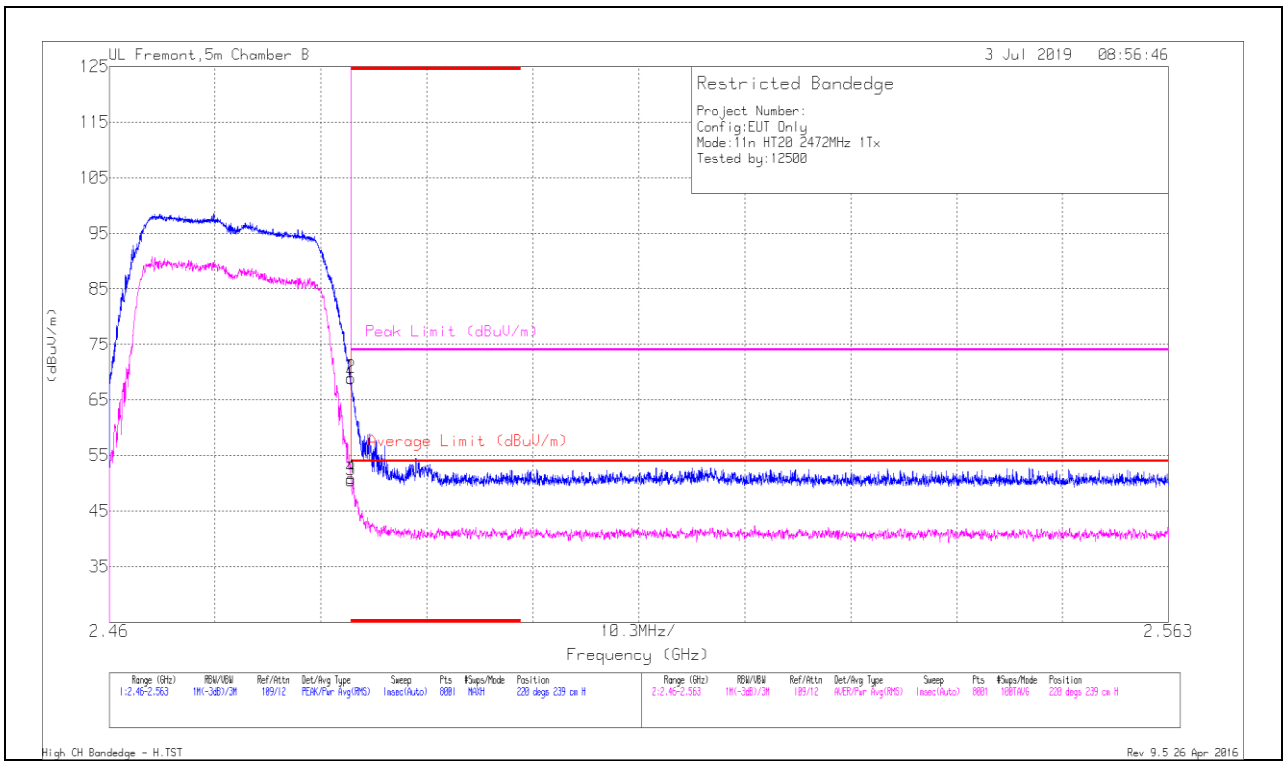

Marker	Frequency (GHz)	Meter Reading (dBuV)	Det	AF T344 (dB/m)	Amp/Cbl/Fltr/Pad (dB)	Corrected Reading (dBuV/m)	Average Limit (dBuV/m)	Margin (dB)	Peak Limit (dBuV/m)	PK Margin (dB)	Azimuth (Degs)	Height (cm)	Polarity
1	* 2.484	55.55	Pk	32.3	-18.9	68.95	-	-	74	-5.05	220	239	H
2	* 2.484	55.57	Pk	32.3	-18.9	68.97	-	-	74	-5.03	220	239	H
3	* 2.484	37.17	RMS	32.3	-18.9	50.57	54	-3.43	-	-	220	239	H
4	* 2.484	37.53	RMS	32.3	-18.9	50.93	54	-3.07	-	-	220	239	H

* - indicates frequency in CFR47 Pt 15 / IC RSS-Restricted Band
Pk - Peak detector
RMS - RMS detection

UL VERIFICATION SERVICES INC.
47173 Benicia Street, Fremont, CA 94538; USA TEL:(510) 319-4000 FAX:(510) 661-0888
This report shall not be reproduced except in full, without the written approval of UL Verification Services Inc.

VERTICAL RESULT

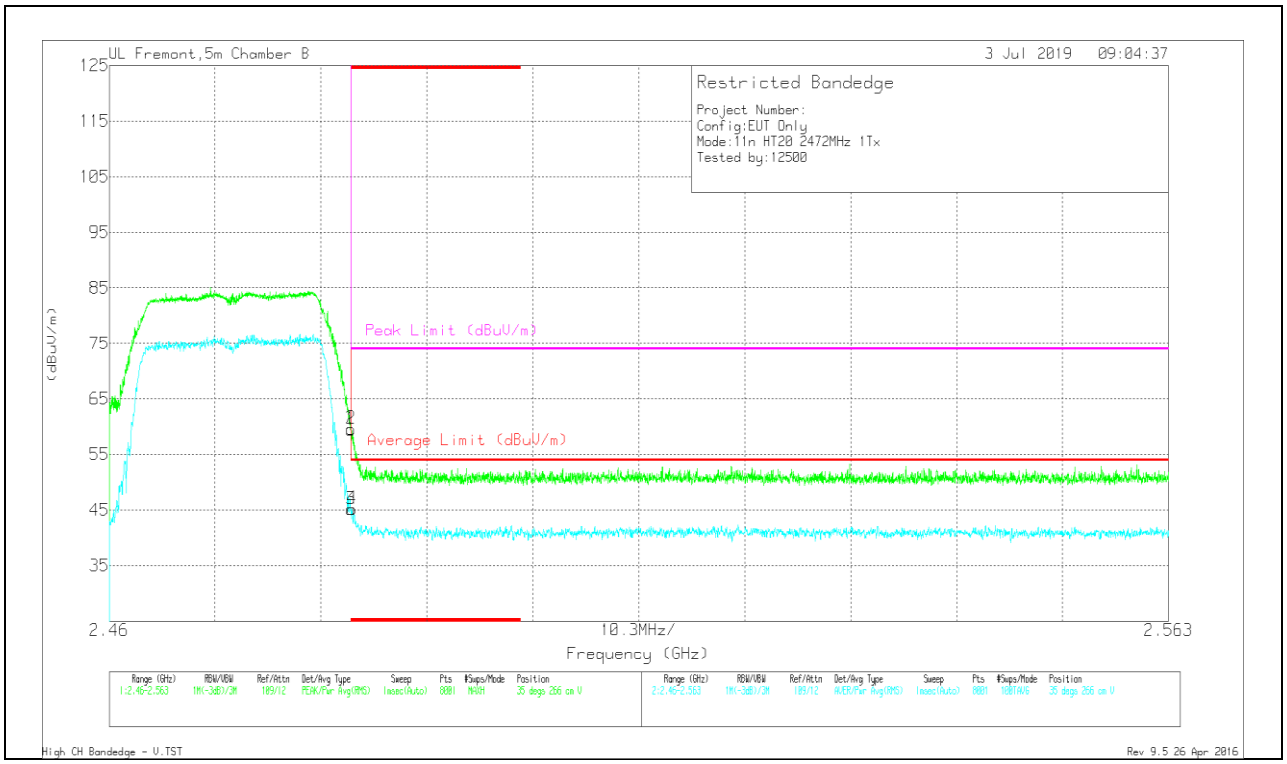

Marker	Frequency (GHz)	Meter Reading (dBuV)	Det	AF T344 (dB/m)	Amp/Cbl/Fltr/Pad (dB)	Corrected Reading (dBuV/m)	Average Limit (dBuV/m)	Margin (dB)	Peak Limit (dBuV/m)	PK Margin (dB)	Azimuth (Degs)	Height (cm)	Polarity
1	* 2.484	46.15	Pk	32.3	-18.9	59.55	-	-	74	-14.45	35	266	V
2	* 2.484	46.19	Pk	32.3	-18.9	59.59	-	-	74	-14.41	35	266	V
3	* 2.484	31.75	RMS	32.3	-18.9	45.15	54	-8.85	-	-	35	266	V
4	* 2.484	31.78	RMS	32.3	-18.9	45.18	54	-8.82	-	-	35	266	V

* - indicates frequency in CFR47 Pt 15 / IC RSS-Restricted Band
Pk - Peak detector
RMS - RMS detection

UL VERIFICATION SERVICES INC.
47173 Benicia Street, Fremont, CA 94538; USA TEL:(510) 319-4000 FAX:(510) 661-0888
This report shall not be reproduced except in full, without the written approval of UL Verification Services Inc.

1TX Antenna 3 MODE

BANDEDGE (LOW CHANNEL, CH 1)

HORIZONTAL RESULT

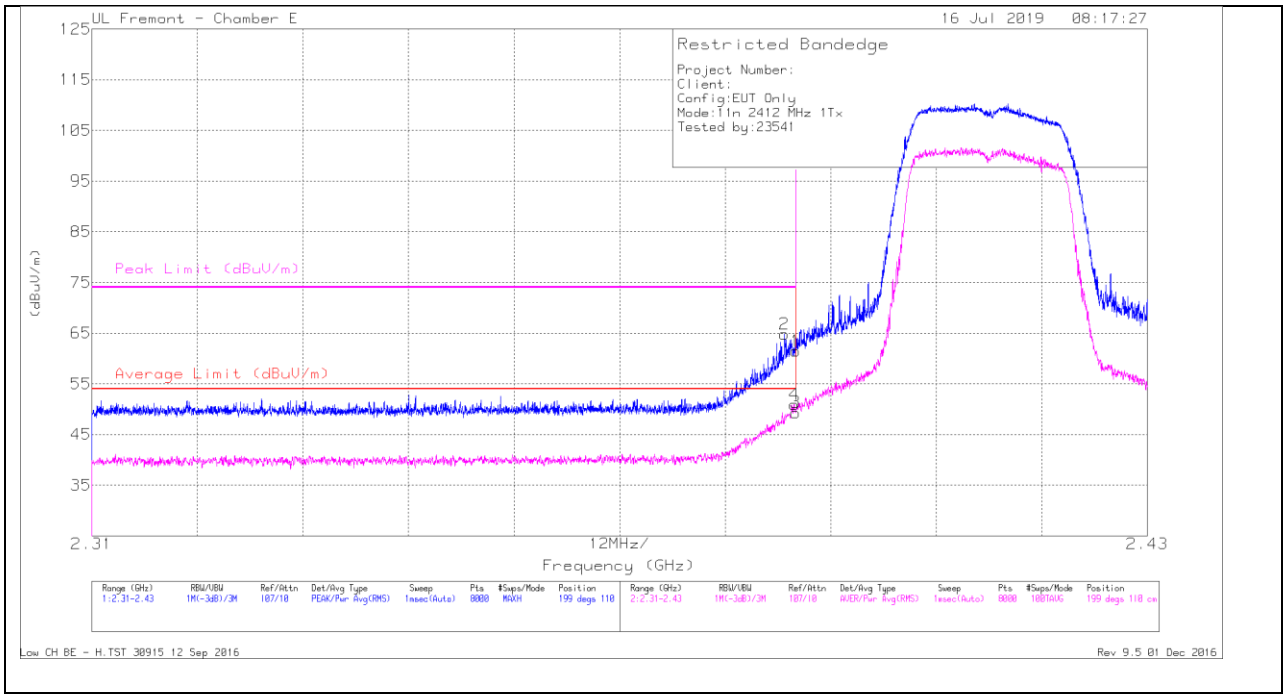

Marker	Frequency (GHz)	Meter Reading (dBuV)	Det	AF T119 (dB/m)	Amp/Cbl/Fltr/Pad (dB)	Corrected Reading (dBuV/m)	Average Limit (dBuV/m)	Margin (dB)	Peak Limit (dBuV/m)	PK Margin (dB)	Azimuth (Degs)	Height (cm)	Polarity
1	* 2.39	55.36	Pk	32.3	-26.2	61.46	-	-	74	-12.54	199	110	H
2	* 2.389	58.69	Pk	32.3	-26.2	64.79	-	-	74	-9.21	199	110	H
3	* 2.39	43.26	RMS	32.3	-26.2	49.36	54	-4.64	-	-	199	110	H
4	* 2.39	44.85	RMS	32.3	-26.2	50.95	54	-3.05	-	-	199	110	H

* - indicates frequency in CFR47 Pt 15 / IC RSS-Restricted Band
Pk - Peak detector
RMS - RMS detection

UL VERIFICATION SERVICES INC.
47173 Benicia Street, Fremont, CA 94538; USA TEL:(510) 319-4000 FAX:(510) 661-0888
This report shall not be reproduced except in full, without the written approval of UL Verification Services Inc.

VERTICAL RESULT

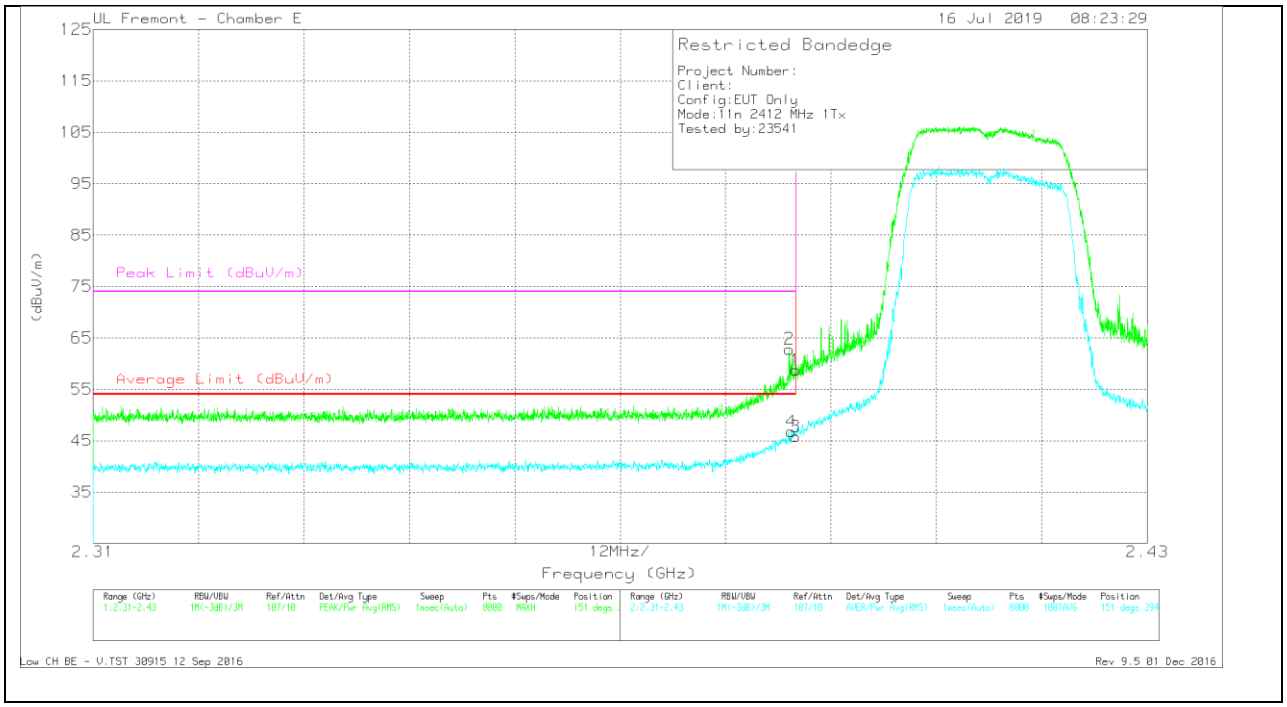

Marker	Frequency (GHz)	Meter Reading (dBuV)	Det	AF T119 (dB/m)	Amp/Cbl/Fltr/Pad (dB)	Corrected Reading (dBuV/m)	Average Limit (dBuV/m)	Margin (dB)	Peak Limit (dBuV/m)	PK Margin (dB)	Azimuth (Degs)	Height (cm)	Polarity
1	* 2.39	52.63	Pk	32.3	-26.2	58.73	-	-	74	-15.27	151	394	V
2	* 2.389	56.72	Pk	32.3	-26.2	62.82	-	-	74	-11.18	151	394	V
3	* 2.39	39.68	RMS	32.3	-26.2	45.78	54	-8.22	-	-	151	394	V
4	* 2.389	40.67	RMS	32.3	-26.2	46.77	54	-7.23	-	-	151	394	V

* - indicates frequency in CFR47 Pt 15 / IC RSS-Restricted Band
Pk - Peak detector
RMS - RMS detection

UL VERIFICATION SERVICES INC.
47173 Benicia Street, Fremont, CA 94538; USA TEL:(510) 319-4000 FAX:(510) 661-0888
This report shall not be reproduced except in full, without the written approval of UL Verification Services Inc.

BANDEDGE (LOW CHANNEL, CH 2)

HORIZONTAL RESULT

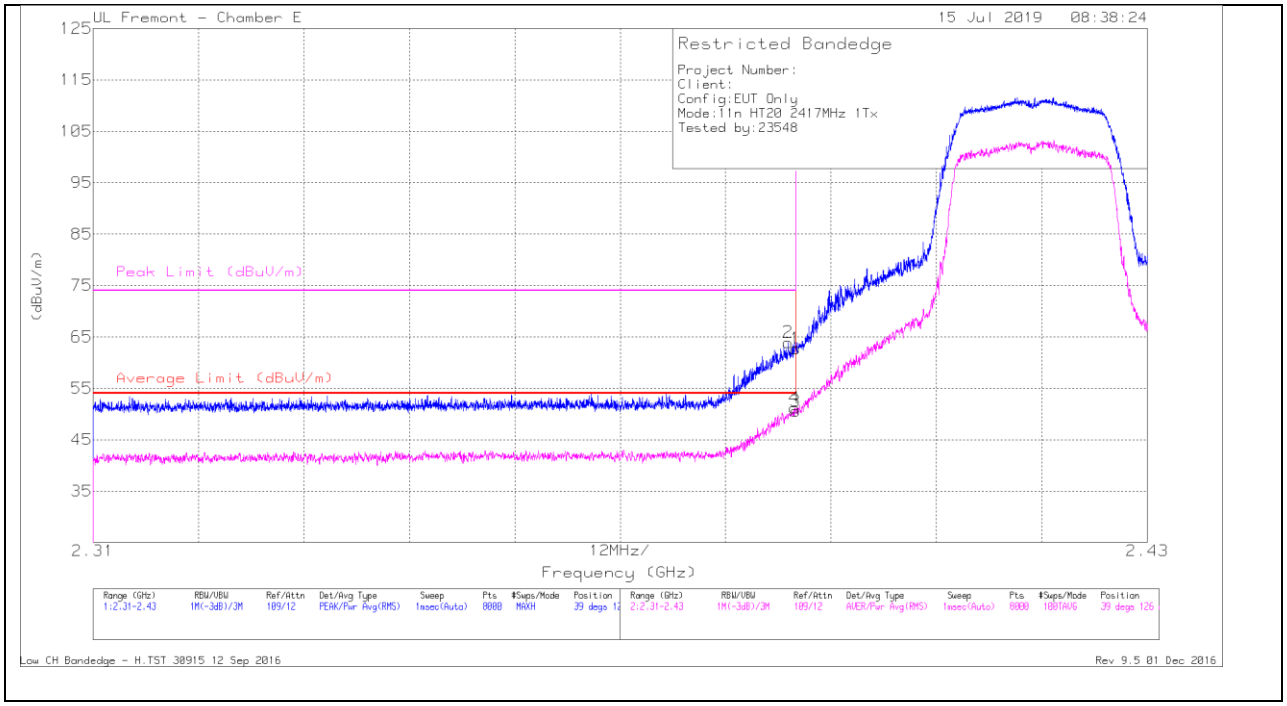

Marker	Frequency (GHz)	Meter Reading (dBuV)	Det	AF T119 (dB/m)	Amp/Cbl/Fltr/Pad (dB)	Corrected Reading (dBuV/m)	Average Limit (dBuV/m)	Margin (dB)	Peak Limit (dBuV/m)	PK Margin (dB)	Azimuth (Degs)	Height (cm)	Polarity
1	* 2.39	48.74	Pk	32.3	-18.3	62.74	-	-	74	-11.26	39	126	H
2	* 2.389	49.92	Pk	32.3	-18.3	63.92	-	-	74	-10.08	39	126	H
3	* 2.39	36.54	RMS	32.3	-18.3	50.54	54	-3.46	-	-	39	126	H
4	* 2.39	37.15	RMS	32.3	-18.3	51.15	54	-2.85	-	-	39	126	H

* - indicates frequency in CFR47 Pt 15 / IC RSS-Restricted Band
Pk - Peak detector
RMS - RMS detection

UL VERIFICATION SERVICES INC.
47173 Benicia Street, Fremont, CA 94538; USA TEL:(510) 319-4000 FAX:(510) 661-0888
This report shall not be reproduced except in full, without the written approval of UL Verification Services Inc.

VERTICAL RESULT

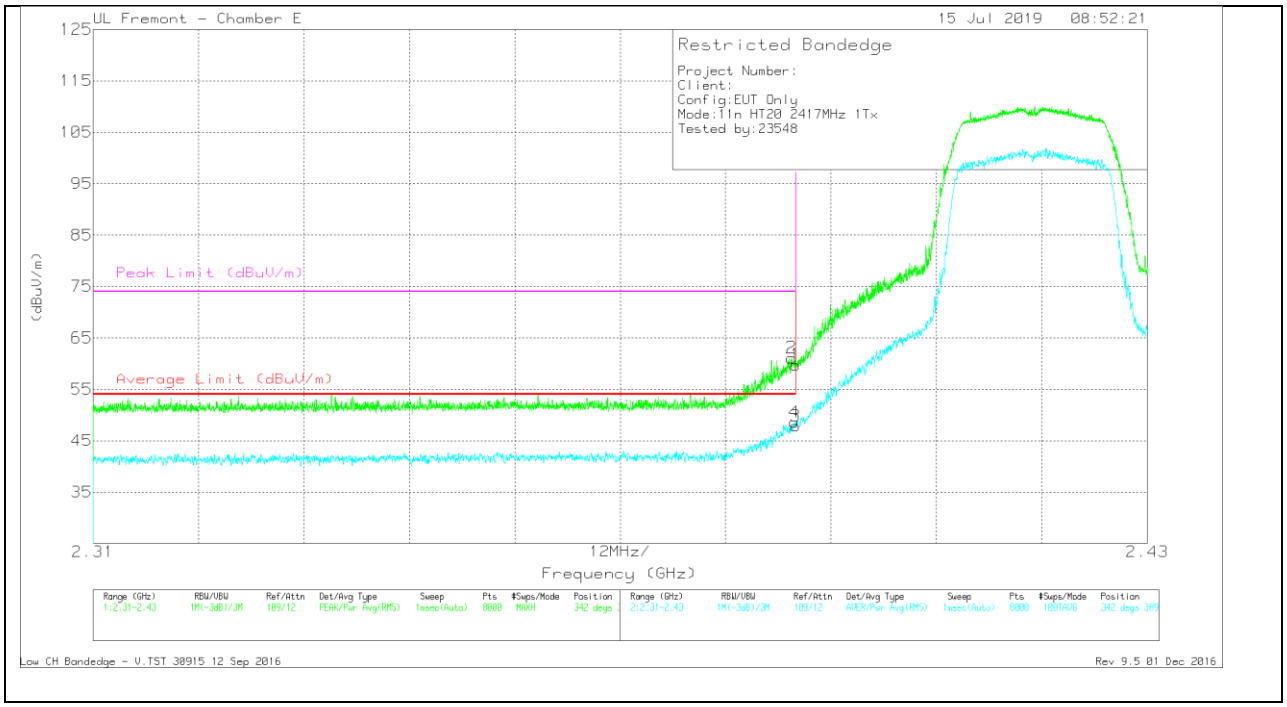

Marker	Frequency (GHz)	Meter Reading (dBuV)	Det	AF T119 (dB/m)	Amp/Cbl/Fltr/Pad (dB)	Corrected Reading (dBuV/m)	Average Limit (dBuV/m)	Margin (dB)	Peak Limit (dBuV/m)	PK Margin (dB)	Azimuth (Degs)	Height (cm)	Polarity
1	* 2.39	45.77	Pk	32.3	-18.3	59.77	-	-	74	-14.23	342	389	V
2	* 2.39	47.12	Pk	32.3	-18.3	61.12	-	-	74	-12.88	342	389	V
3	* 2.39	33.86	RMS	32.3	-18.3	47.86	54	-6.14	-	-	342	389	V
4	* 2.39	34.62	RMS	32.3	-18.3	48.62	54	-5.38	-	-	342	389	V

* - indicates frequency in CFR47 Pt 15 / IC RSS-Restricted Band
Pk - Peak detector
RMS - RMS detection

UL VERIFICATION SERVICES INC.
47173 Benicia Street, Fremont, CA 94538; USA TEL:(510) 319-4000 FAX:(510) 661-0888
This report shall not be reproduced except in full, without the written approval of UL Verification Services Inc.

BANDEDGE (LOW CHANNEL, CH 3)

HORIZONTAL RESULT

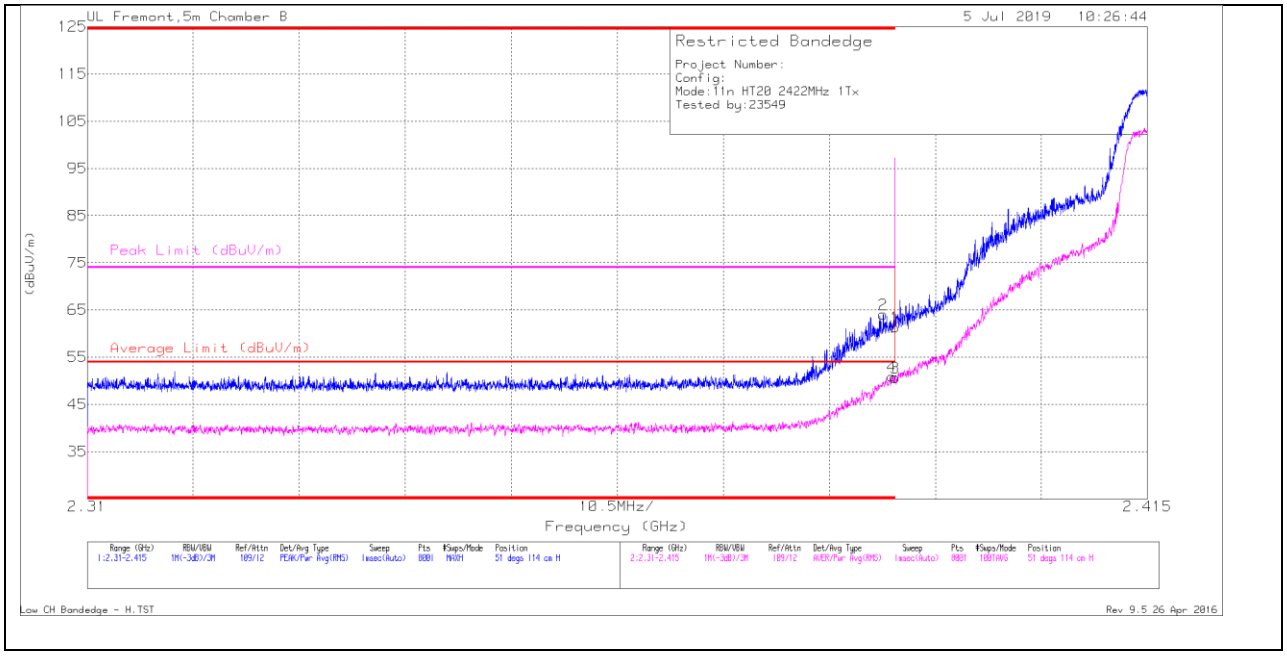

Marker	Frequency (GHz)	Meter Reading (dBuV)	Det	AF T344 (dB/m)	Amp/Cbl/Fltr/Pad (dB)	Corrected Reading (dBuV/m)	Average Limit (dBuV/m)	Margin (dB)	Peak Limit (dBuV/m)	PK Margin (dB)	Azimuth (Degs)	Height (cm)	Polarity
1	* 2.39	48.35	Pk	31.9	-18.9	61.35	-	-	74	-12.65	51	114	H
2	* 2.389	51.06	Pk	31.9	-18.9	64.06	-	-	74	-9.94	51	114	H
3	* 2.39	37.71	RMS	31.9	-18.9	50.71	54	-3.29	-	-	51	114	H
4	* 2.39	37.9	RMS	31.9	-18.9	50.9	54	-3.1	-	-	51	114	H

* - indicates frequency in CFR47 Pt 15 / IC RSS-Restricted Band
Pk - Peak detector
RMS - RMS detection

UL VERIFICATION SERVICES INC.
47173 Benicia Street, Fremont, CA 94538; USA TEL:(510) 319-4000 FAX:(510) 661-0888
This report shall not be reproduced except in full, without the written approval of UL Verification Services Inc.

VERTICAL RESULT

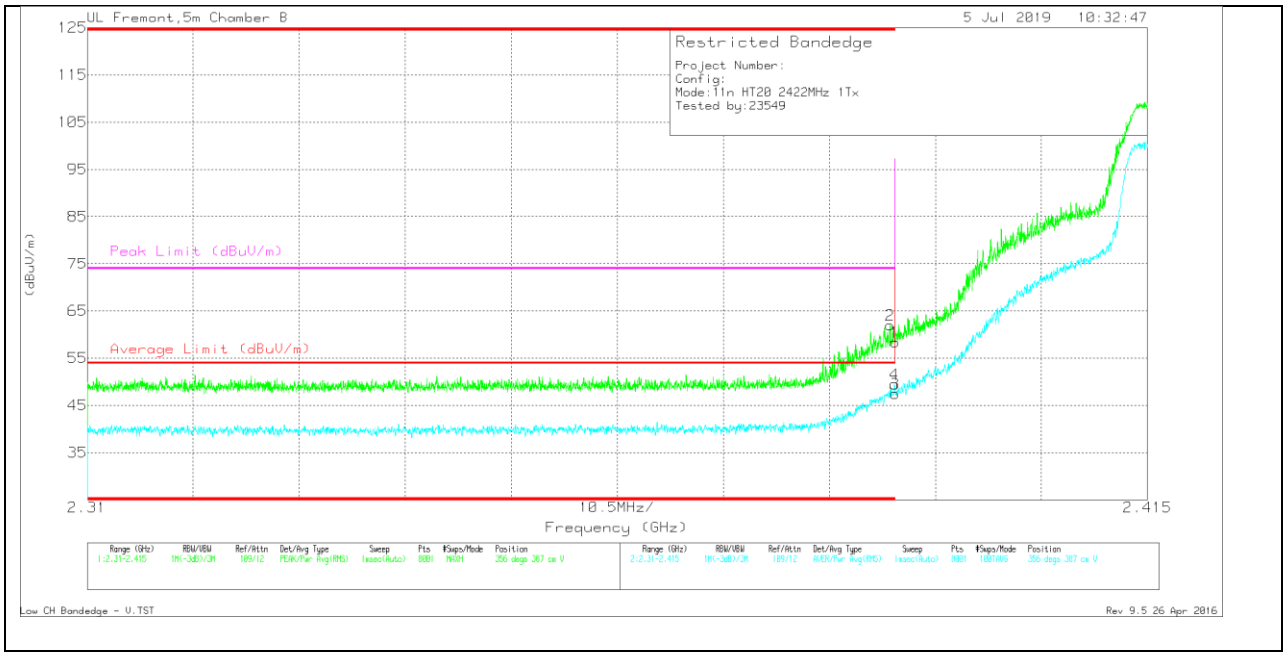

Marker	Frequency (GHz)	Meter Reading (dBuV)	Det	AF T344 (dB/m)	Amp/Cbl/Fltr/Pad (dB)	Corrected Reading (dBuV/m)	Average Limit (dBuV/m)	Margin (dB)	Peak Limit (dBuV/m)	PK Margin (dB)	Azimuth (Degs)	Height (cm)	Polarity
1	* 2.39	45.44	Pk	31.9	-18.9	58.44	-	-	74	-15.56	356	387	V
2	* 2.39	49	Pk	31.9	-18.9	62	-	-	74	-12	356	387	V
3	* 2.39	34.53	RMS	31.9	-18.9	47.53	54	-6.47	-	-	356	387	V
4	* 2.39	36.51	RMS	31.9	-18.9	49.51	54	-4.49	-	-	356	387	V

* - indicates frequency in CFR47 Pt 15 / IC RSS-Restricted Band
Pk - Peak detector
RMS - RMS detection

UL VERIFICATION SERVICES INC.
47173 Benicia Street, Fremont, CA 94538; USA TEL:(510) 319-4000 FAX:(510) 661-0888
This report shall not be reproduced except in full, without the written approval of UL Verification Services Inc.

BANDEDGE (LOW CHANNEL, CH 9)

HORIZONTAL RESULT

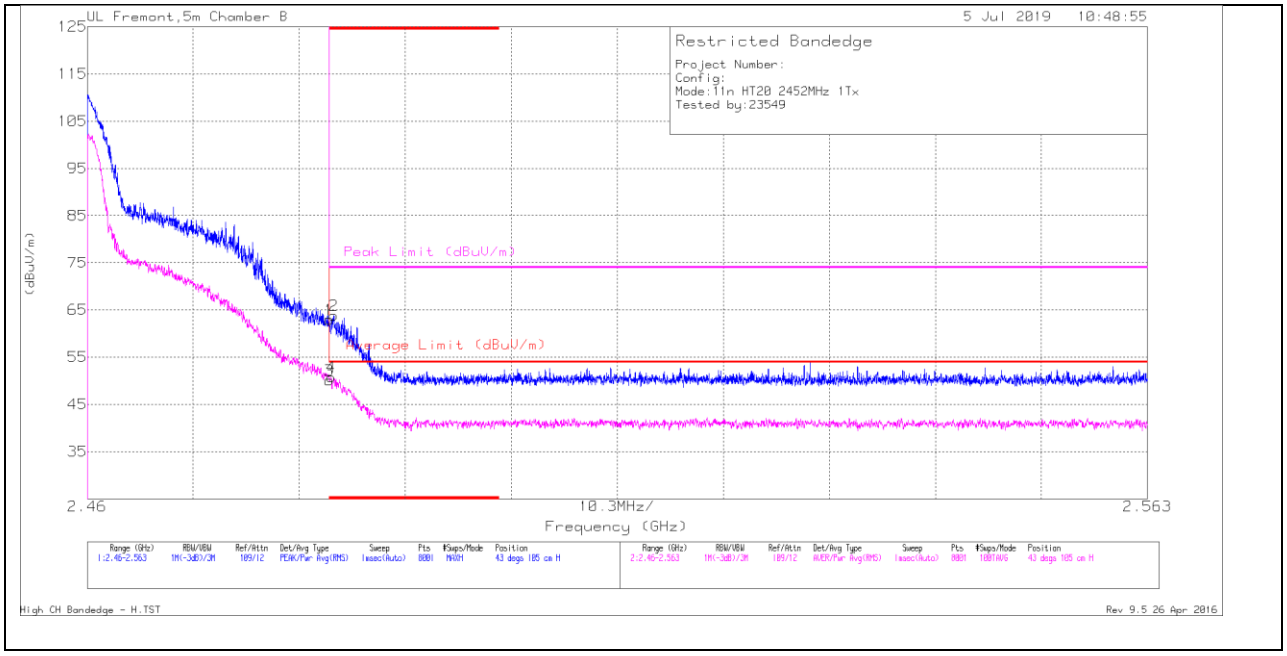

Marker	Frequency (GHz)	Meter Reading (dBuV)	Det	AF T344 (dB/m)	Amp/Cbl/Fltr/Pad (dB)	Corrected Reading (dBuV/m)	Average Limit (dBuV/m)	Margin (dB)	Peak Limit (dBuV/m)	PK Margin (dB)	Azimuth (Degs)	Height (cm)	Polarity
1	* 2.484	49.59	Pk	32.3	-18.9	62.99	-	-	74	-11.01	43	105	H
2	* 2.484	50.46	Pk	32.3	-18.9	63.86	-	-	74	-10.14	43	105	H
3	* 2.484	36.73	RMS	32.3	-18.9	50.13	54	-3.87	-	-	43	105	H
4	* 2.484	37.41	RMS	32.3	-18.9	50.81	54	-3.19	-	-	43	105	H

* - indicates frequency in CFR47 Pt 15 / IC RSS-Restricted Band
Pk - Peak detector
RMS - RMS detection

UL VERIFICATION SERVICES INC.
47173 Benicia Street, Fremont, CA 94538; USA TEL:(510) 319-4000 FAX:(510) 661-0888
This report shall not be reproduced except in full, without the written approval of UL Verification Services Inc.

VERTICAL RESULT

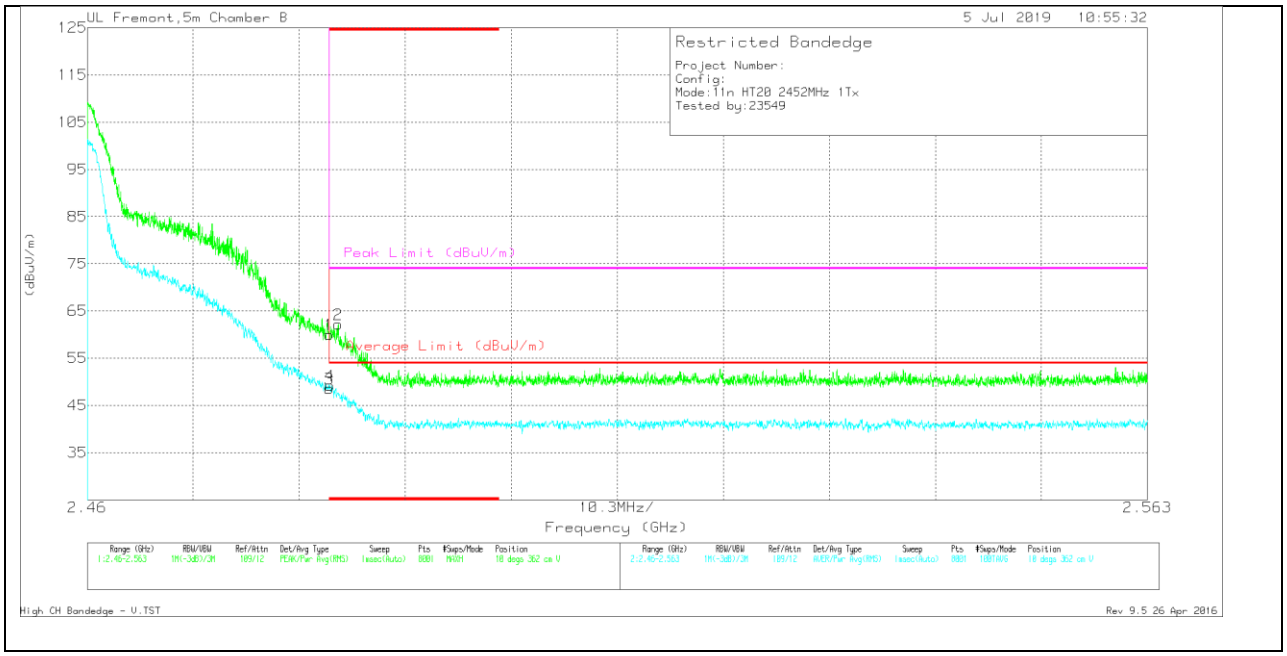

Marker	Frequency (GHz)	Meter Reading (dBuV)	Det	AF T344 (dB/m)	Amp/Cbl/Fltr/Pad (dB)	Corrected Reading (dBuV/m)	Average Limit (dBuV/m)	Margin (dB)	Peak Limit (dBuV/m)	PK Margin (dB)	Azimuth (Degs)	Height (cm)	Polarity
1	* 2.484	46.61	Pk	32.3	-18.9	60.01	-	-	74	-13.99	10	362	V
2	* 2.484	48.79	Pk	32.3	-18.9	62.19	-	-	74	-11.81	10	362	V
3	* 2.484	35.17	RMS	32.3	-18.9	48.57	54	-5.43	-	-	10	362	V
4	* 2.484	35.84	RMS	32.3	-18.9	49.24	54	-4.76	-	-	10	362	V

* - indicates frequency in CFR47 Pt 15 / IC RSS-Restricted Band
Pk - Peak detector
RMS - RMS detection

UL VERIFICATION SERVICES INC.
47173 Benicia Street, Fremont, CA 94538; USA TEL:(510) 319-4000 FAX:(510) 661-0888
This report shall not be reproduced except in full, without the written approval of UL Verification Services Inc.

BANDEDGE (HIGH CHANNEL, CH 10)

HORIZONTAL RESULT

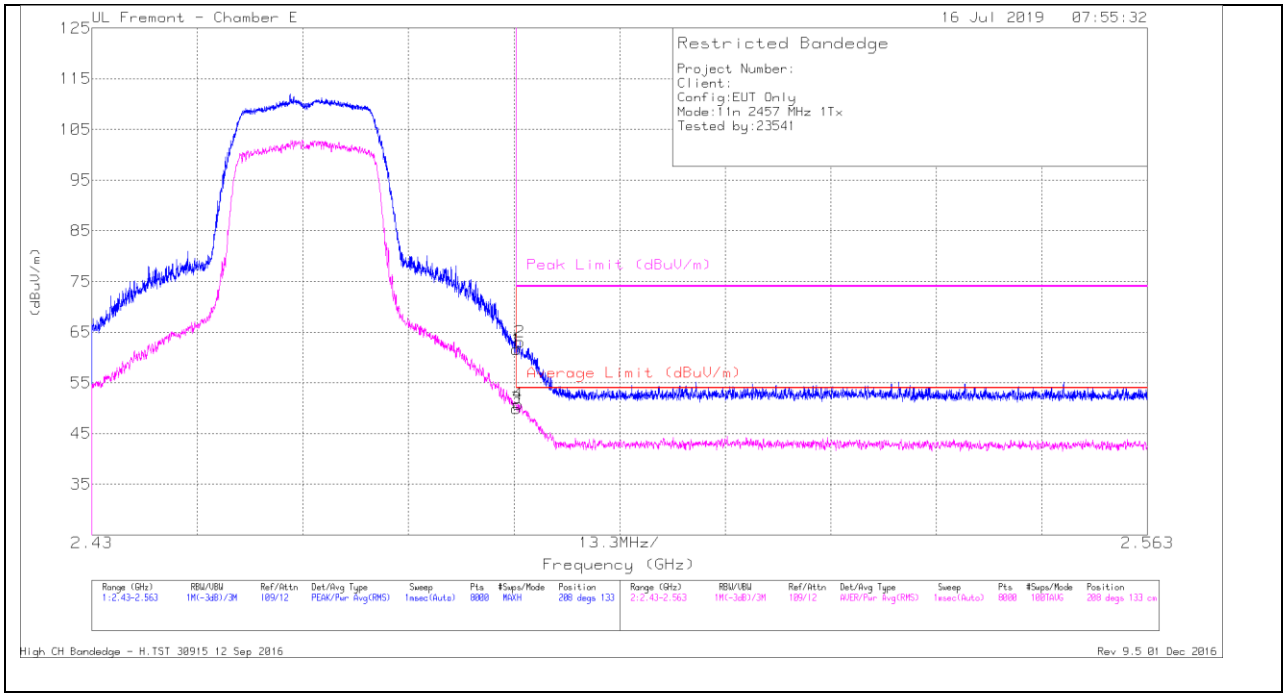

Marker	Frequency (GHz)	Meter Reading (dBuV)	Det	AF T119 (dB/m)	Amp/Cbl/Fltr/Pad (dB)	Corrected Reading (dBuV/m)	Average Limit (dBuV/m)	Margin (dB)	Peak Limit (dBuV/m)	PK Margin (dB)	Azimuth (Degs)	Height (cm)	Polarity
1	* 2.484	46.88	Pk	32.8	-18.1	61.58	-	-	74	-12.42	208	133	H
2	* 2.484	48.35	Pk	32.8	-18.1	63.05	-	-	74	-10.95	208	133	H
3	* 2.484	35.24	RMS	32.8	-18.1	49.94	54	-4.06	-	-	208	133	H
4	* 2.484	36.14	RMS	32.8	-18.1	50.84	54	-3.16	-	-	208	133	H

* - indicates frequency in CFR47 Pt 15 / IC RSS-Restricted Band
Pk - Peak detector
RMS - RMS detection

UL VERIFICATION SERVICES INC.
47173 Benicia Street, Fremont, CA 94538; USA TEL:(510) 319-4000 FAX:(510) 661-0888
This report shall not be reproduced except in full, without the written approval of UL Verification Services Inc.

VERTICAL RESULT

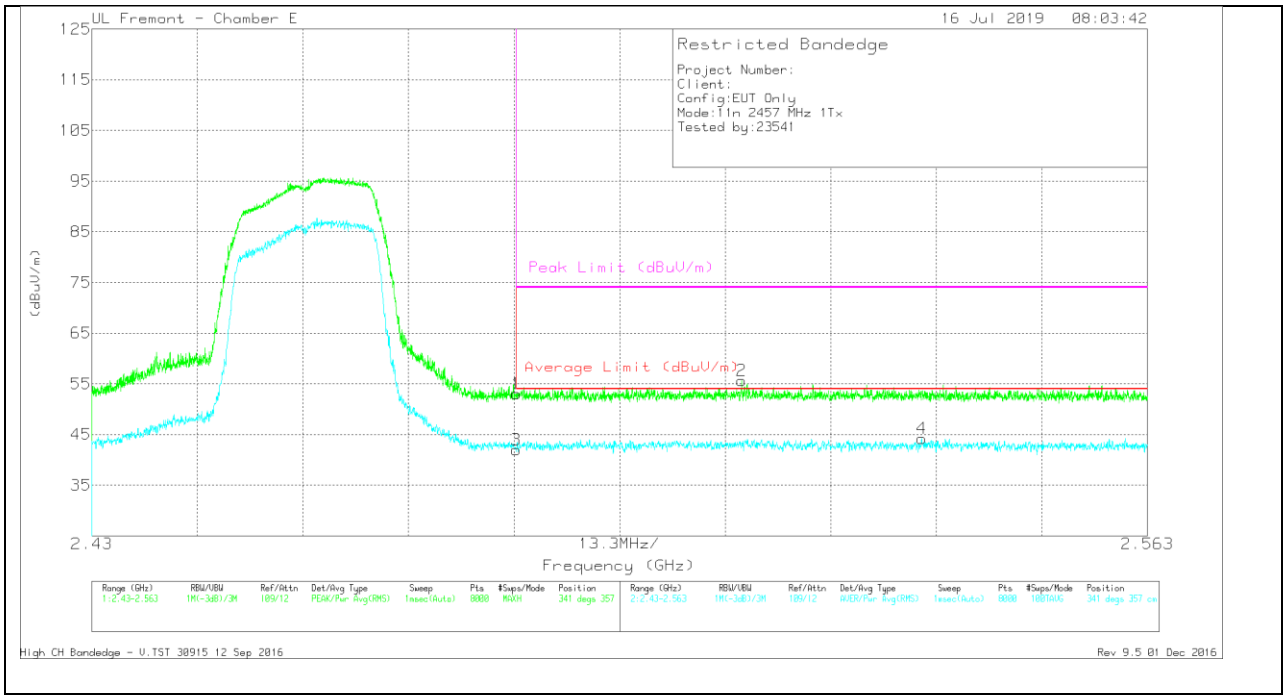

Marker	Frequency (GHz)	Meter Reading (dBuV)	Det	AF T119 (dB/m)	Amp/Cbl/Fltr/Pad (dB)	Corrected Reading (dBuV/m)	Average Limit (dBuV/m)	Margin (dB)	Peak Limit (dBuV/m)	PK Margin (dB)	Azimuth (Degs)	Height (cm)	Polarity
1	* 2.484	38.29	Pk	32.8	-18.1	52.99	-	-	74	-21.01	341	357	V
3	* 2.484	27.26	RMS	32.8	-18.1	41.96	54	-12.04	-	-	341	357	V
2	2.512	40.86	Pk	32.9	-18.1	55.66	-	-	74	-18.34	341	357	V
4	2.535	29.57	RMS	32.9	-18.3	44.17	54	-9.83	-	-	341	357	V

* - indicates frequency in CFR47 Pt 15 / IC RSS-Restricted Band
Pk - Peak detector
RMS - RMS detection

UL VERIFICATION SERVICES INC.
47173 Benicia Street, Fremont, CA 94538; USA TEL:(510) 319-4000 FAX:(510) 661-0888
This report shall not be reproduced except in full, without the written approval of UL Verification Services Inc.

BANDEDGE (HIGH CHANNEL, CH 11)

HORIZONTAL RESULT

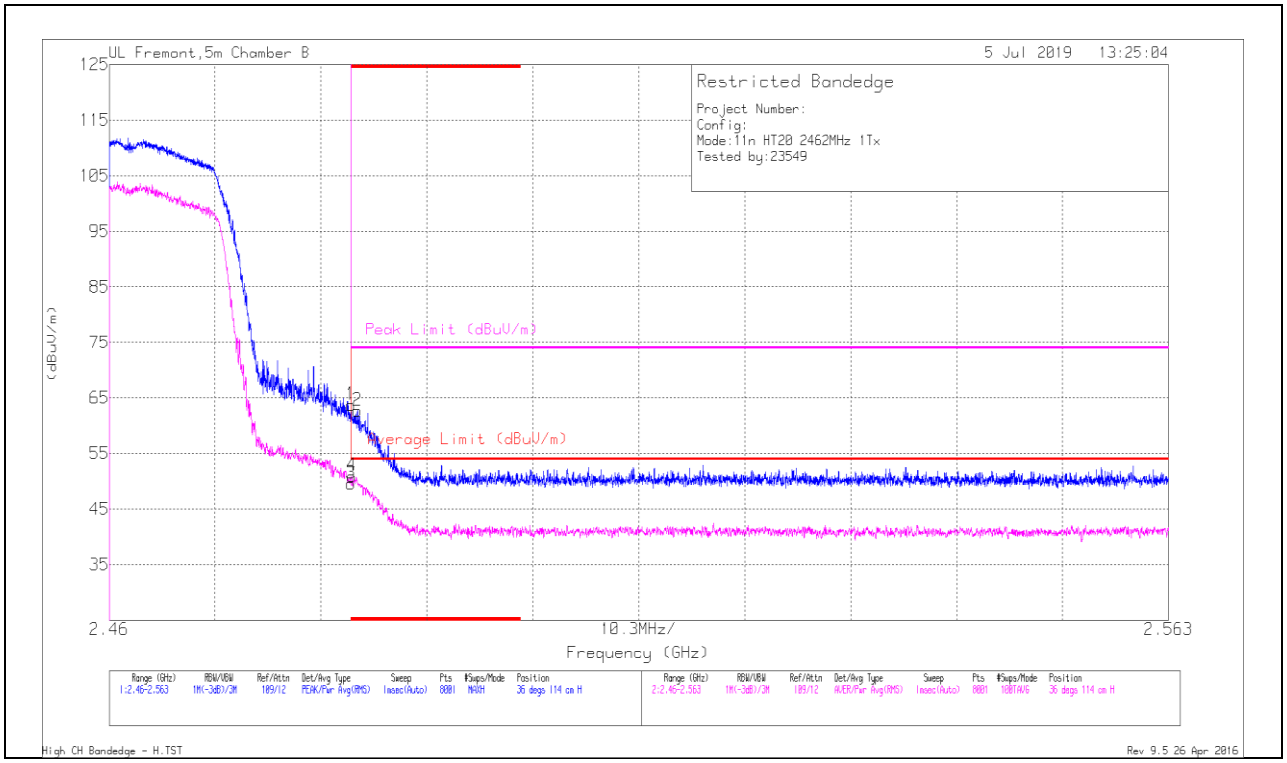

Marker	Frequency (GHz)	Meter Reading (dBuV)	Det	AF T344 (dB/m)	Amp/Cbl/Fltr/Pad (dB)	Corrected Reading (dBuV/m)	Average Limit (dBuV/m)	Margin (dB)	Peak Limit (dBuV/m)	PK Margin (dB)	Azimuth (Degs)	Height (cm)	Polarity
1	* 2.484	50.34	Pk	32.3	-18.9	63.74	-	-	74	-10.26	36	114	H
2	* 2.484	49.31	Pk	32.3	-18.9	62.71	-	-	74	-11.29	36	114	H
3	* 2.484	36.21	RMS	32.3	-18.9	49.61	54	-4.39	-	-	36	114	H
4	* 2.484	37.51	RMS	32.3	-18.9	50.91	54	-3.09	-	-	36	114	H

* - indicates frequency in CFR47 Pt 15 / IC RSS-Restricted Band
Pk - Peak detector
RMS - RMS detection

UL VERIFICATION SERVICES INC.
47173 Benicia Street, Fremont, CA 94538; USA TEL:(510) 319-4000 FAX:(510) 661-0888
This report shall not be reproduced except in full, without the written approval of UL Verification Services Inc.

VERTICAL RESULT

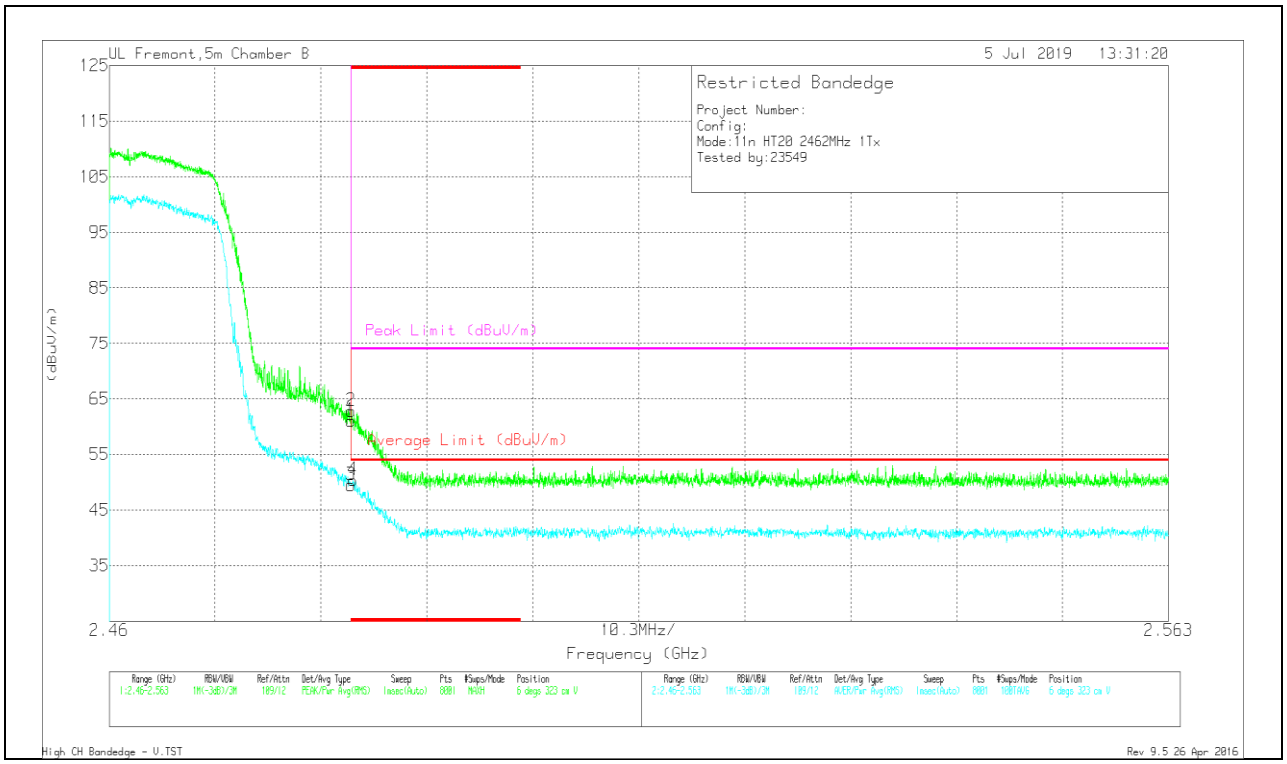

Marker	Frequency (GHz)	Meter Reading (dBuV)	Det	AF T344 (dB/m)	Amp/Cbl/Fltr/Pad (dB)	Corrected Reading (dBuV/m)	Average Limit (dBuV/m)	Margin (dB)	Peak Limit (dBuV/m)	PK Margin (dB)	Azimuth (Degs)	Height (cm)	Polarity
1	* 2.484	47.7	Pk	32.3	-18.9	61.1	-	-	74	-12.9	6	323	V
2	* 2.484	49.45	Pk	32.3	-18.9	62.85	-	-	74	-11.15	6	323	V
3	* 2.484	36.14	RMS	32.3	-18.9	49.54	54	-4.46	-	-	6	323	V
4	* 2.484	37	RMS	32.3	-18.9	50.4	54	-3.6	-	-	6	323	V

* - indicates frequency in CFR47 Pt 15 / IC RSS-Restricted Band
Pk - Peak detector
RMS - RMS detection

UL VERIFICATION SERVICES INC.
47173 Benicia Street, Fremont, CA 94538; USA TEL:(510) 319-4000 FAX:(510) 661-0888
This report shall not be reproduced except in full, without the written approval of UL Verification Services Inc.

BANDEDGE (HIGH CHANNEL, CH 12)

HORIZONTAL RESULT

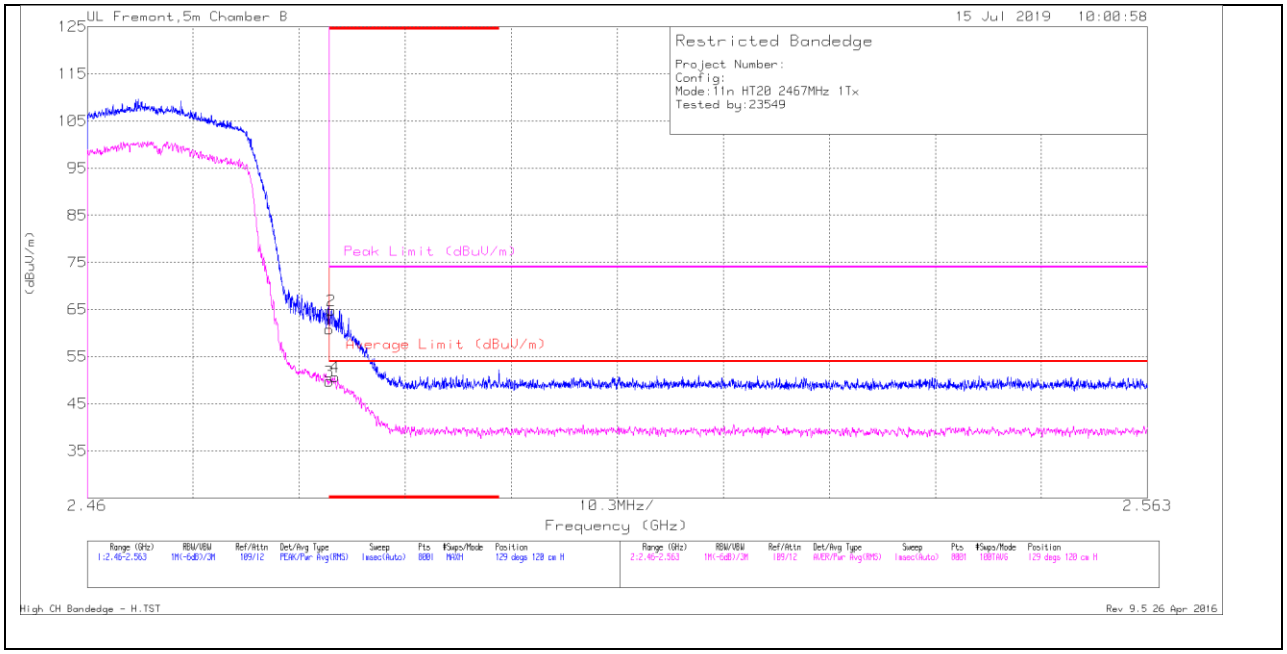

Marker	Frequency (GHz)	Meter Reading (dBuV)	Det	AF T344 (dB/m)	Amp/Cbl/Fltr/Pad (dB)	Corrected Reading (dBuV/m)	Average Limit (dBuV/m)	Margin (dB)	Peak Limit (dBuV/m)	PK Margin (dB)	Azimuth (Degs)	Height (cm)	Polarity
1	* 2.484	47.39	Pk	32.3	-18.9	60.79	-	-	74	-13.21	129	120	H
2	* 2.484	51.44	Pk	32.3	-18.9	64.84	-	-	74	-9.16	129	120	H
3	* 2.484	36.4	RMS	32.3	-18.9	49.8	54	-4.2	-	-	129	120	H
4	* 2.484	37.29	RMS	32.3	-18.9	50.69	54	-3.31	-	-	129	120	H

* - indicates frequency in CFR47 Pt 15 / IC RSS-Restricted Band
Pk - Peak detector
RMS - RMS detection

UL VERIFICATION SERVICES INC.
47173 Benicia Street, Fremont, CA 94538; USA TEL:(510) 319-4000 FAX:(510) 661-0888
This report shall not be reproduced except in full, without the written approval of UL Verification Services Inc.

VERTICAL RESULT

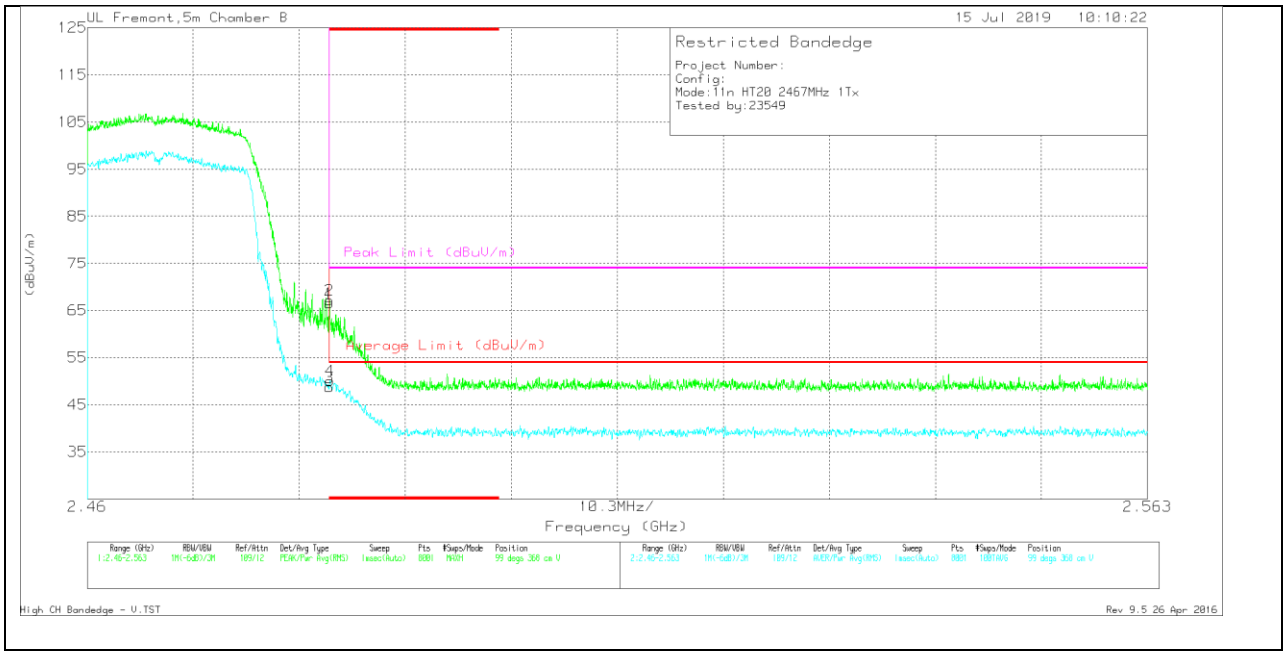

Marker	Frequency (GHz)	Meter Reading (dBuV)	Det	AF T344 (dB/m)	Amp/Cbl/Fltr/Pad (dB)	Corrected Reading (dBuV/m)	Average Limit (dBuV/m)	Margin (dB)	Peak Limit (dBuV/m)	PK Margin (dB)	Azimuth (Degs)	Height (cm)	Polarity
1	* 2.484	53.21	Pk	32.3	-18.9	66.61	-	-	74	-7.39	99	368	V
2	* 2.484	53.82	Pk	32.3	-18.9	67.22	-	-	74	-6.78	99	368	V
3	* 2.484	35.35	RMS	32.3	-18.9	48.75	54	-5.25	-	-	99	368	V
4	* 2.484	36.75	RMS	32.3	-18.9	50.15	54	-3.85	-	-	99	368	V

* - indicates frequency in CFR47 Pt 15 / IC RSS-Restricted Band
Pk - Peak detector
RMS - RMS detection

UL VERIFICATION SERVICES INC.
47173 Benicia Street, Fremont, CA 94538; USA TEL:(510) 319-4000 FAX:(510) 661-0888
This report shall not be reproduced except in full, without the written approval of UL Verification Services Inc.

BANDEDGE (HIGH CHANNEL, CH 13)

HORIZONTAL RESULT

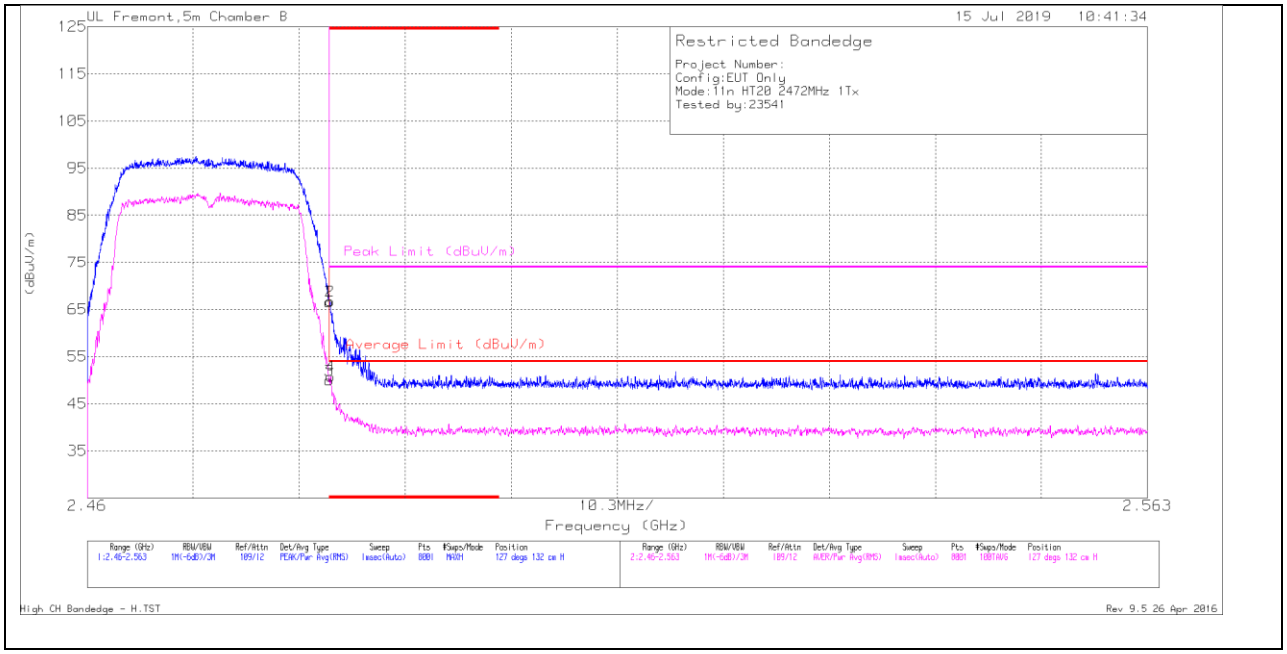

Marker	Frequency (GHz)	Meter Reading (dBuV)	Det	AF T344 (dB/m)	Amp/Cbl/Fltr/Pad (dB)	Corrected Reading (dBuV/m)	Average Limit (dBuV/m)	Margin (dB)	Peak Limit (dBuV/m)	PK Margin (dB)	Azimuth (Degs)	Height (cm)	Polarity
1	* 2.484	53.18	Pk	32.3	-18.9	66.58	-	-	74	-7.42	127	132	H
2	* 2.484	53.38	Pk	32.3	-18.9	66.78	-	-	74	-7.22	127	132	H
3	* 2.484	36.57	RMS	32.3	-18.9	49.97	54	-4.03	-	-	127	132	H
4	* 2.484	37.38	RMS	32.3	-18.9	50.78	54	-3.22	-	-	127	132	H

* - indicates frequency in CFR47 Pt 15 / IC RSS-Restricted Band
Pk - Peak detector
RMS - RMS detection

UL VERIFICATION SERVICES INC.
47173 Benicia Street, Fremont, CA 94538; USA TEL:(510) 319-4000 FAX:(510) 661-0888
This report shall not be reproduced except in full, without the written approval of UL Verification Services Inc.

VERTICAL RESULT

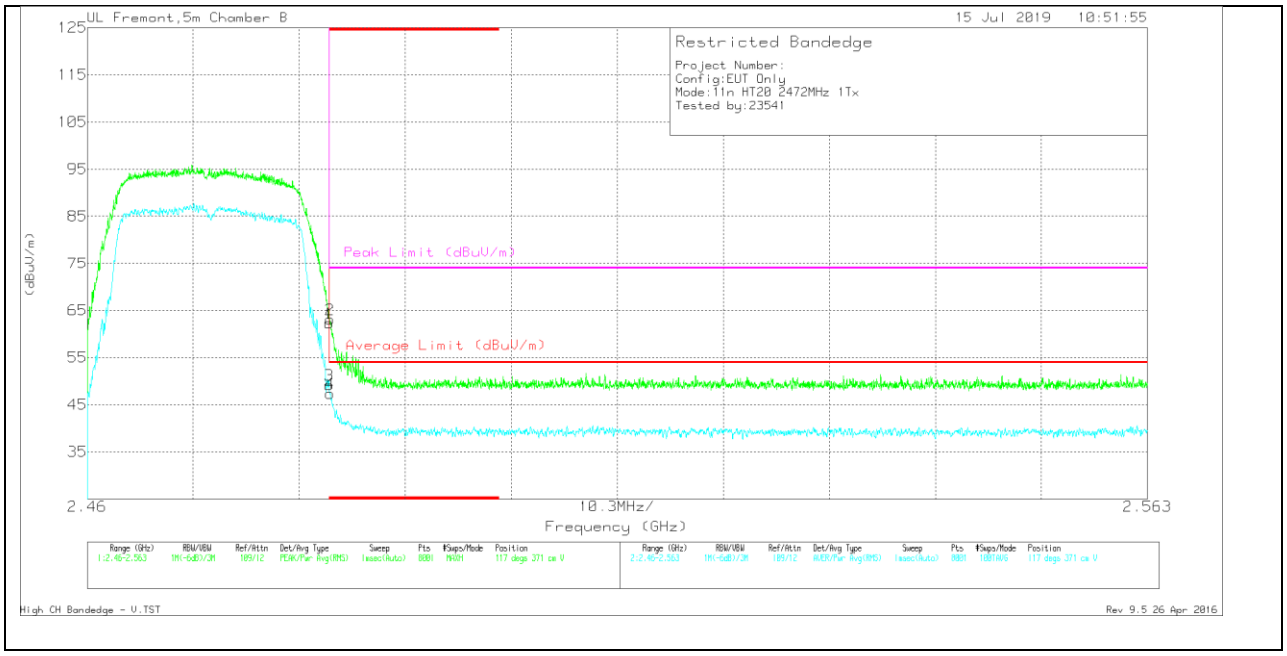

Marker	Frequency (GHz)	Meter Reading (dBuV)	Det	AF T344 (dB/m)	Amp/Cbl/Fltr/Pad (dB)	Corrected Reading (dBuV/m)	Average Limit (dBuV/m)	Margin (dB)	Peak Limit (dBuV/m)	PK Margin (dB)	Azimuth (Degs)	Height (cm)	Polarity
1	* 2.484	48.92	Pk	32.3	-18.9	62.32	-	-	74	-11.68	117	371	V
2	* 2.484	49.73	Pk	32.3	-18.9	63.13	-	-	74	-10.87	117	371	V
3	* 2.484	35.82	RMS	32.3	-18.9	49.22	54	-4.78	-	-	117	371	V
4	* 2.484	34.01	RMS	32.3	-18.9	47.41	54	-6.59	-	-	117	371	V

* - indicates frequency in CFR47 Pt 15 / IC RSS-Restricted Band
Pk - Peak detector
RMS - RMS detection

UL VERIFICATION SERVICES INC.
47173 Benicia Street, Fremont, CA 94538; USA TEL:(510) 319-4000 FAX:(510) 661-0888
This report shall not be reproduced except in full, without the written approval of UL Verification Services Inc.

2TX Antenna 4 + Antenna 3 CDD MODE

BANDEDGE (LOW CHANNEL, CH 1)

HORIZONTAL RESULT

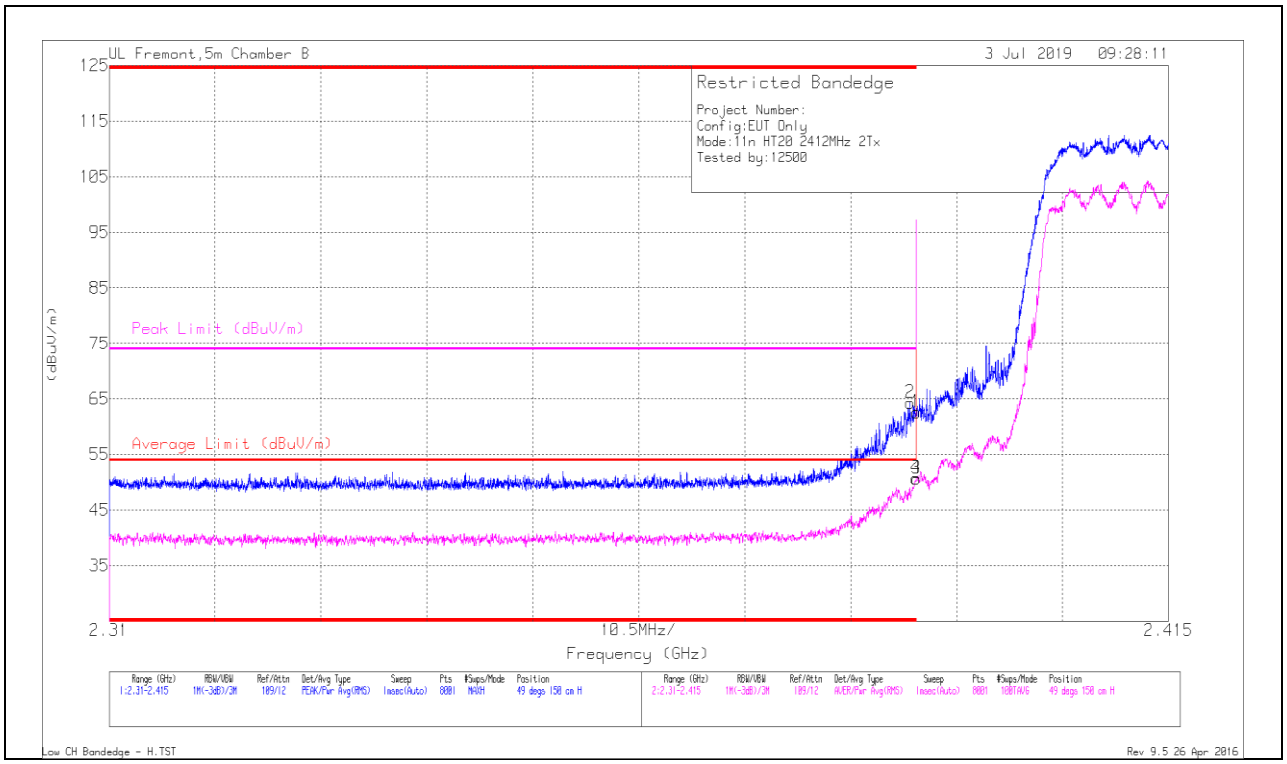

Marker	Frequency (GHz)	Meter Reading (dBuV)	Det	AF T344 (dB/m)	Amp/Cbl/Fltr/Pad (dB)	Corrected Reading (dBuV/m)	Average Limit (dBuV/m)	Margin (dB)	Peak Limit (dBuV/m)	PK Margin (dB)	Azimuth (Degs)	Height (cm)	Polarity
1	* 2.39	49.6	Pk	31.9	-18.9	62.6	-	-	74	-11.4	49	150	H
2	* 2.389	51.31	Pk	31.9	-18.9	64.31	-	-	74	-9.69	49	150	H
3	* 2.39	37.67	RMS	31.9	-18.9	50.67	54	-3.33	-	-	49	150	H
4	* 2.39	37.73	RMS	31.9	-18.9	50.73	54	-3.27	-	-	49	150	H

* - indicates frequency in CFR47 Pt 15 / IC RSS-Restricted Band
Pk - Peak detector
RMS - RMS detection

UL VERIFICATION SERVICES INC.
47173 Benicia Street, Fremont, CA 94538; USA TEL:(510) 319-4000 FAX:(510) 661-0888
This report shall not be reproduced except in full, without the written approval of UL Verification Services Inc.

VERTICAL RESULT

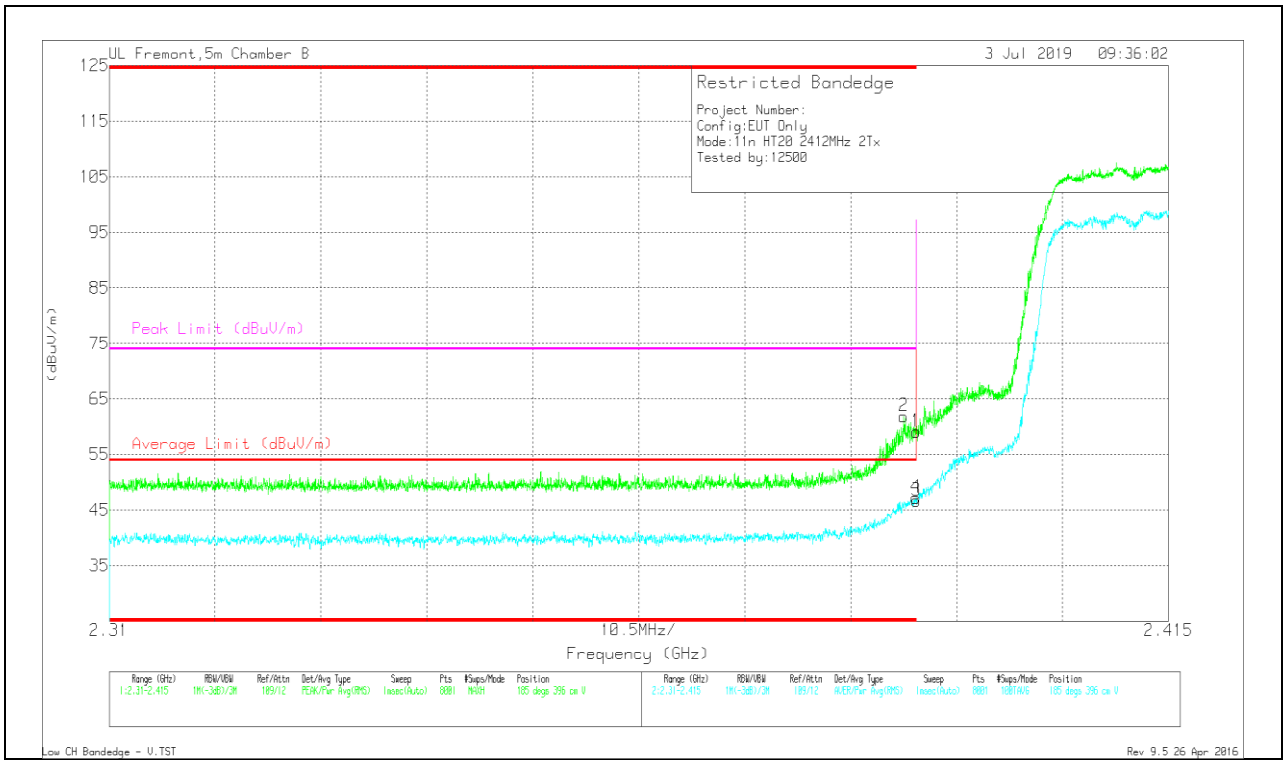

Marker	Frequency (GHz)	Meter Reading (dBuV)	Det	AF T344 (dB/m)	Amp/Cbl/Fltr/Pad (dB)	Corrected Reading (dBuV/m)	Average Limit (dBuV/m)	Margin (dB)	Peak Limit (dBuV/m)	PK Margin (dB)	Azimuth (Degs)	Height (cm)	Polarity
2	* 2.389	48.86	Pk	31.9	-18.9	61.86	-	-	74	-12.14	185	396	V
1	* 2.39	46.14	Pk	31.9	-18.9	59.14	-	-	74	-14.86	185	396	V
3	* 2.39	33.73	RMS	31.9	-18.9	46.73	54	-7.27	-	-	185	396	V
4	* 2.39	34.22	RMS	31.9	-18.9	47.22	54	-6.78	-	-	185	396	V

* - indicates frequency in CFR47 Pt 15 / IC RSS-Restricted Band
Pk - Peak detector
RMS - RMS detection

UL VERIFICATION SERVICES INC.
47173 Benicia Street, Fremont, CA 94538; USA TEL:(510) 319-4000 FAX:(510) 661-0888
This report shall not be reproduced except in full, without the written approval of UL Verification Services Inc.

BANDEDGE (LOW CHANNEL, CH 2)

HORIZONTAL RESULT

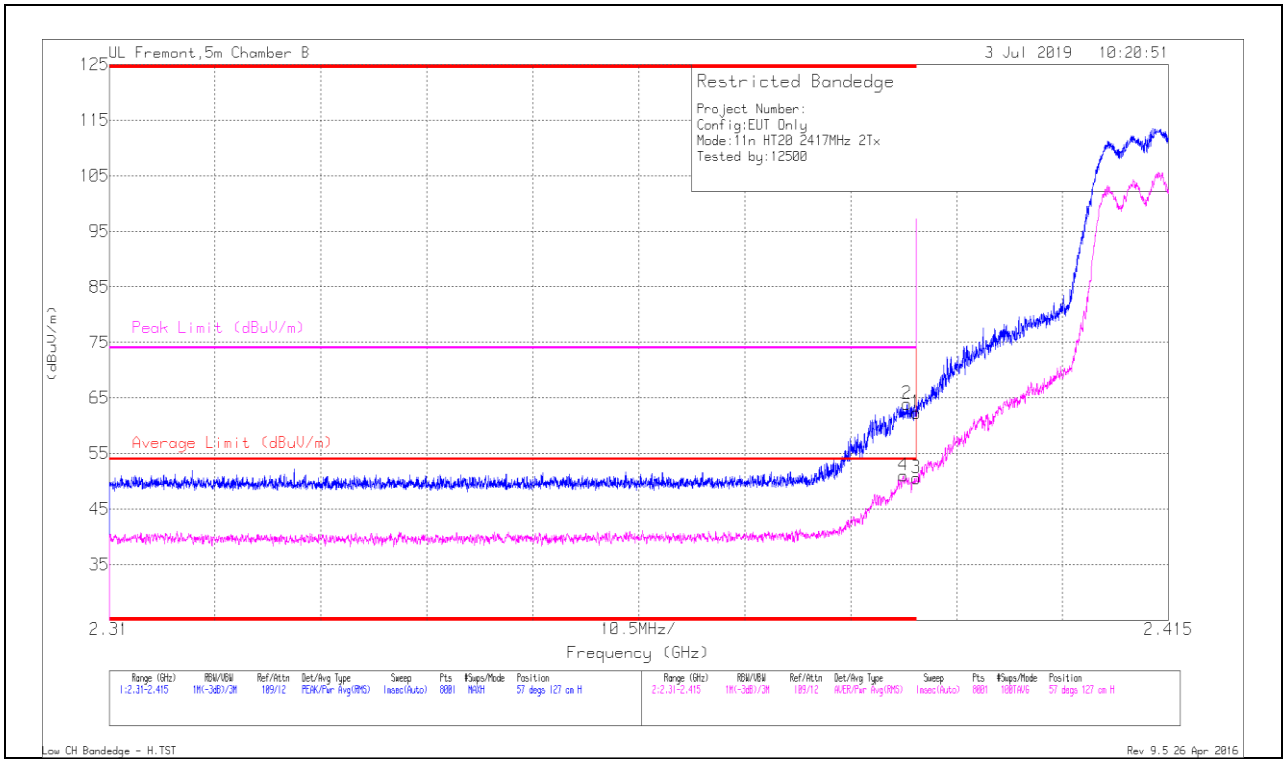

Marker	Frequency (GHz)	Meter Reading (dBuV)	Det	AF T344 (dB/m)	Amp/Cbl/Fltr/Pad (dB)	Corrected Reading (dBuV/m)	Average Limit (dBuV/m)	Margin (dB)	Peak Limit (dBuV/m)	PK Margin (dB)	Azimuth (Degs)	Height (cm)	Polarity
1	* 2.39	49.35	Pk	31.9	-18.9	62.35	-	-	74	-11.65	57	127	H
2	* 2.389	50.94	Pk	31.9	-18.9	63.94	-	-	74	-10.06	57	127	H
3	* 2.39	37.6	RMS	31.9	-18.9	50.6	54	-3.4	-	-	57	127	H
4	* 2.389	38.02	RMS	31.9	-18.9	51.02	54	-2.98	-	-	57	127	H

* - indicates frequency in CFR47 Pt 15 / IC RSS-Restricted Band
Pk - Peak detector
RMS - RMS detection

UL VERIFICATION SERVICES INC.
47173 Benicia Street, Fremont, CA 94538; USA TEL:(510) 319-4000 FAX:(510) 661-0888
This report shall not be reproduced except in full, without the written approval of UL Verification Services Inc.

VERTICAL RESULT

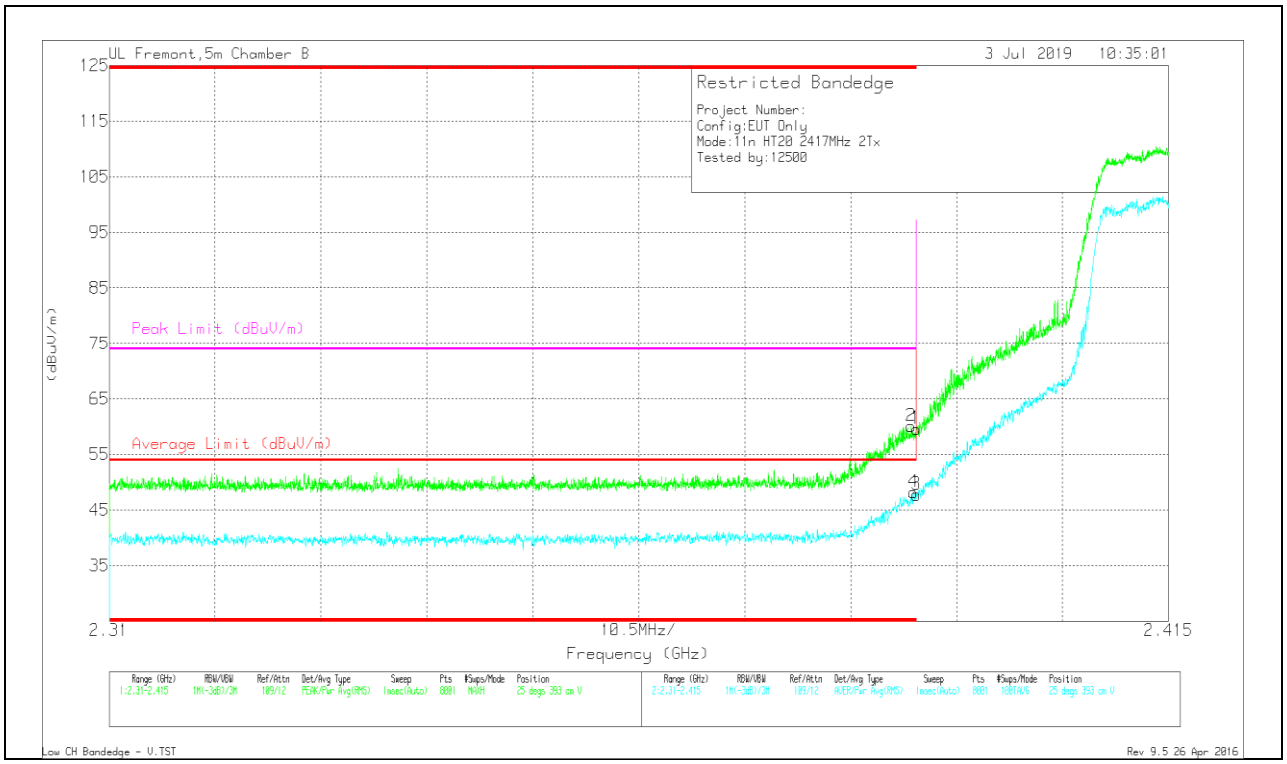

Marker	Frequency (GHz)	Meter Reading (dBuV)	Det	AF T344 (dB/m)	Amp/Cbl/Fltr/Pad (dB)	Corrected Reading (dBuV/m)	Average Limit (dBuV/m)	Margin (dB)	Peak Limit (dBuV/m)	PK Margin (dB)	Azimuth (Degs)	Height (cm)	Polarity
1	* 2.39	46.61	Pk	31.9	-18.9	59.61	-	-	74	-14.39	25	393	V
2	* 2.389	47.1	Pk	31.9	-18.9	60.1	-	-	74	-13.9	25	393	V
3	* 2.39	34.81	RMS	31.9	-18.9	47.81	54	-6.19	-	-	25	393	V
4	* 2.39	35.22	RMS	31.9	-18.9	48.22	54	-5.78	-	-	25	393	V

* - indicates frequency in CFR47 Pt 15 / IC RSS-Restricted Band
Pk - Peak detector
RMS - RMS detection

UL VERIFICATION SERVICES INC.
47173 Benicia Street, Fremont, CA 94538; USA TEL:(510) 319-4000 FAX:(510) 661-0888
This report shall not be reproduced except in full, without the written approval of UL Verification Services Inc.

BANDEDGE (LOW CHANNEL, CH 3)

HORIZONTAL RESULT

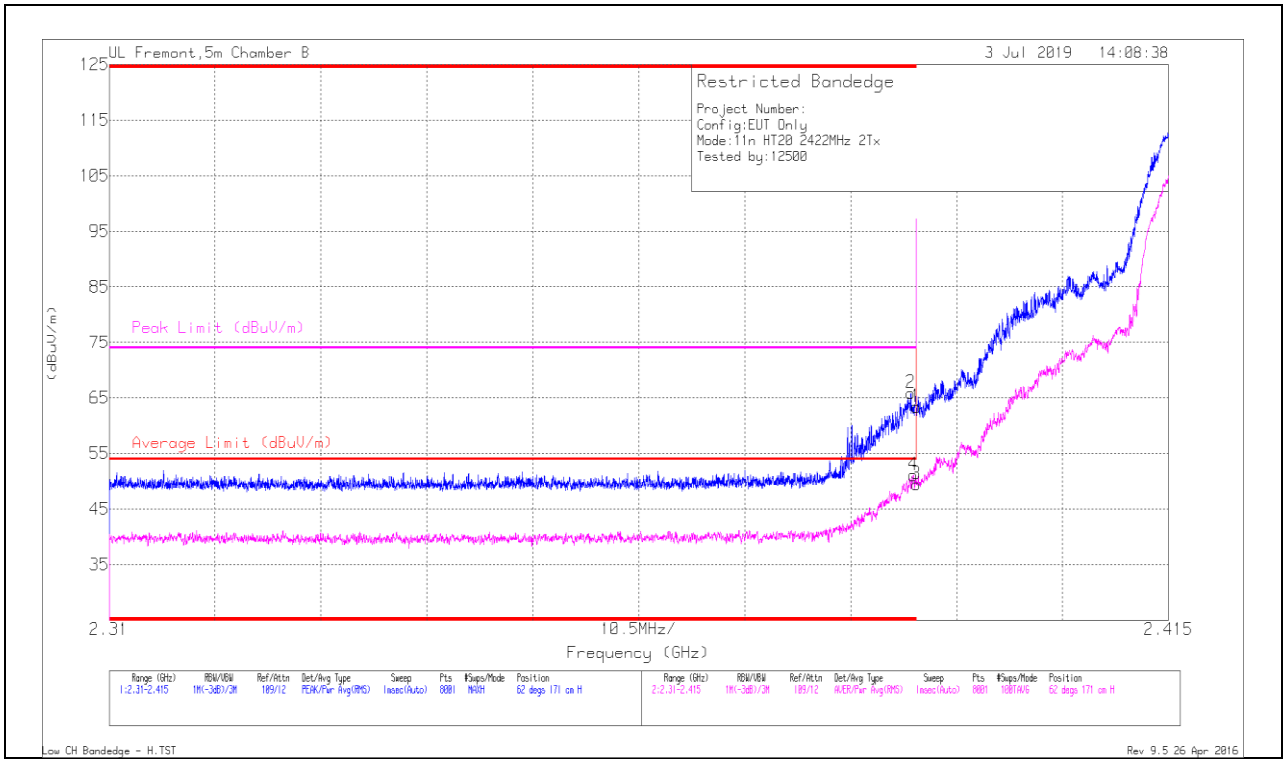

Marker	Frequency (GHz)	Meter Reading (dBuV)	Det	AF T344 (dB/m)	Amp/Cbl/Fltr/Pad (dB)	Corrected Reading (dBuV/m)	Average Limit (dBuV/m)	Margin (dB)	Peak Limit (dBuV/m)	PK Margin (dB)	Azimuth (Degs)	Height (cm)	Polarity
1	* 2.39	50.43	Pk	31.9	-18.9	63.43	-	-	74	-10.57	62	171	H
2	* 2.389	52.89	Pk	31.9	-18.9	65.89	-	-	74	-8.11	62	171	H
3	* 2.39	36.45	RMS	31.9	-18.9	49.45	54	-4.55	-	-	62	171	H
4	* 2.39	38.11	RMS	31.9	-18.9	51.11	54	-2.89	-	-	62	171	H

* - indicates frequency in CFR47 Pt 15 / IC RSS-Restricted Band
Pk - Peak detector
RMS - RMS detection

UL VERIFICATION SERVICES INC.
47173 Benicia Street, Fremont, CA 94538; USA TEL:(510) 319-4000 FAX:(510) 661-0888
This report shall not be reproduced except in full, without the written approval of UL Verification Services Inc.

VERTICAL RESULT

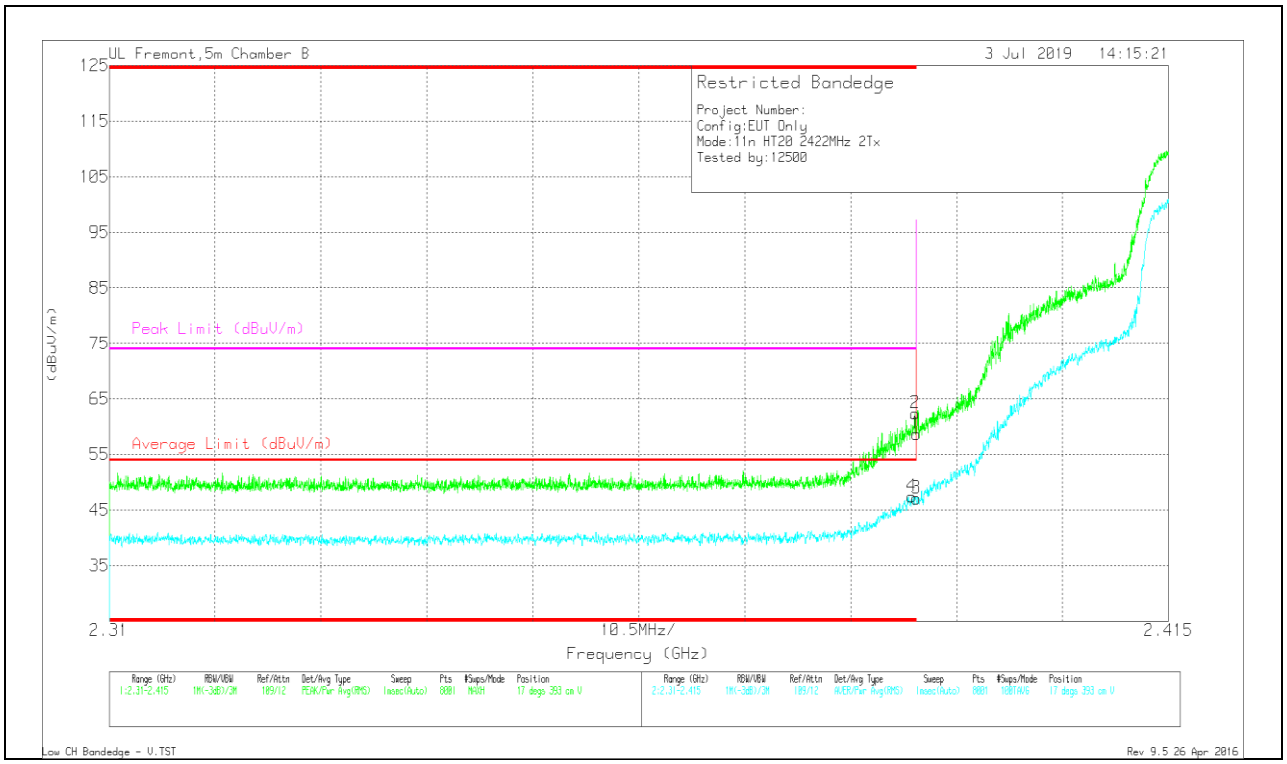

Marker	Frequency (GHz)	Meter Reading (dBuV)	Det	AF T344 (dB/m)	Amp/Cbl/Fltr/Pad (dB)	Corrected Reading (dBuV/m)	Average Limit (dBuV/m)	Margin (dB)	Peak Limit (dBuV/m)	PK Margin (dB)	Azimuth (Degs)	Height (cm)	Polarity
1	* 2.39	45.7	Pk	31.9	-18.9	58.7	-	-	74	-15.3	17	393	V
2	* 2.39	49.38	Pk	31.9	-18.9	62.38	-	-	74	-11.62	17	393	V
3	* 2.39	34.14	RMS	31.9	-18.9	47.14	54	-6.86	-	-	17	393	V
4	* 2.39	34.43	RMS	31.9	-18.9	47.43	54	-6.57	-	-	17	393	V

* - indicates frequency in CFR47 Pt 15 / IC RSS-Restricted Band
Pk - Peak detector
RMS - RMS detection

UL VERIFICATION SERVICES INC.
47173 Benicia Street, Fremont, CA 94538; USA TEL:(510) 319-4000 FAX:(510) 661-0888
This report shall not be reproduced except in full, without the written approval of UL Verification Services Inc.

BANDEDGE (HIGH CHANNEL, CH 9)

HORIZONTAL RESULT

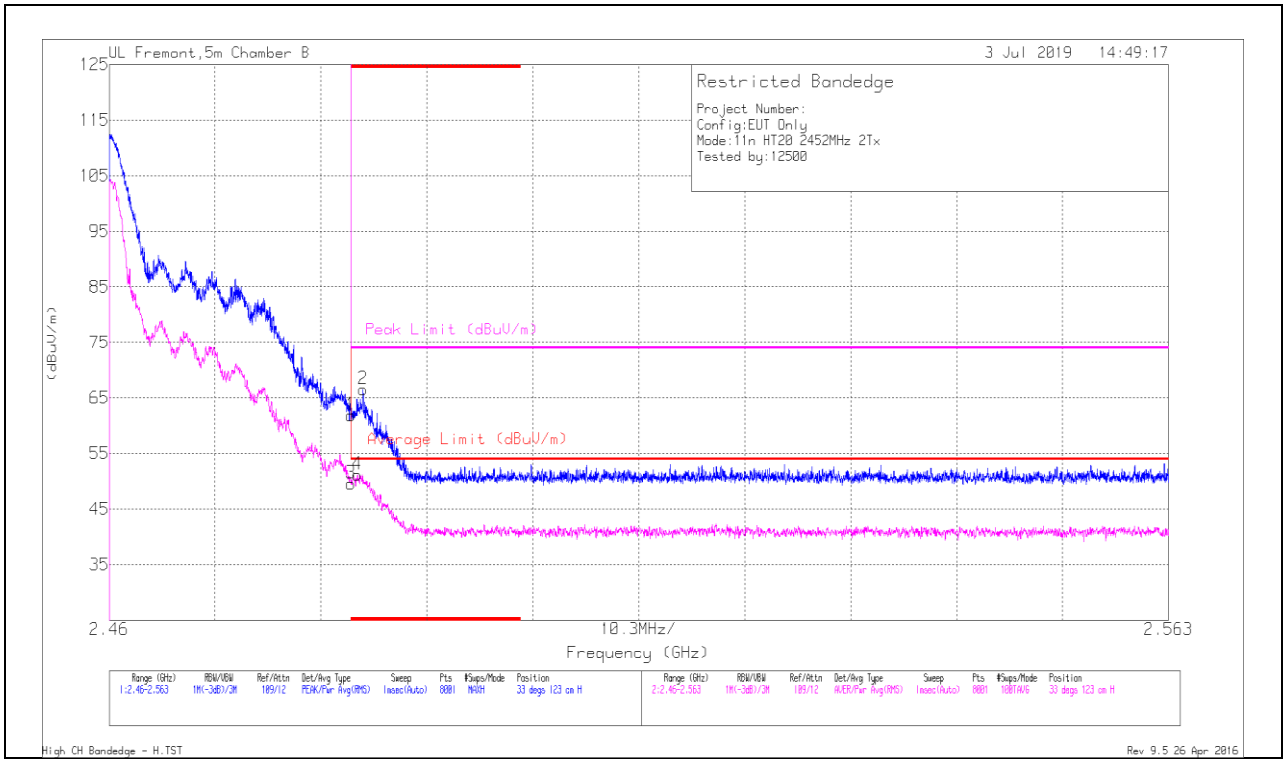

Marker	Frequency (GHz)	Meter Reading (dBuV)	Det	AF T344 (dB/m)	Amp/Cbl/Fltr/Pad (dB)	Corrected Reading (dBuV/m)	Average Limit (dBuV/m)	Margin (dB)	Peak Limit (dBuV/m)	PK Margin (dB)	Azimuth (Degs)	Height (cm)	Polarity
1	* 2.484	48.49	Pk	32.3	-18.9	61.89	-	-	74	-12.11	33	123	H
2	* 2.485	53.15	Pk	32.3	-18.9	66.55	-	-	74	-7.45	33	123	H
3	* 2.484	36.19	RMS	32.3	-18.9	49.59	54	-4.41	-	-	33	123	H
4	* 2.484	37.78	RMS	32.3	-18.9	51.18	54	-2.82	-	-	33	123	H

* - indicates frequency in CFR47 Pt 15 / IC RSS-Restricted Band
Pk - Peak detector
RMS - RMS detection

UL VERIFICATION SERVICES INC.
47173 Benicia Street, Fremont, CA 94538; USA TEL:(510) 319-4000 FAX:(510) 661-0888
This report shall not be reproduced except in full, without the written approval of UL Verification Services Inc.

VERTICAL RESULT

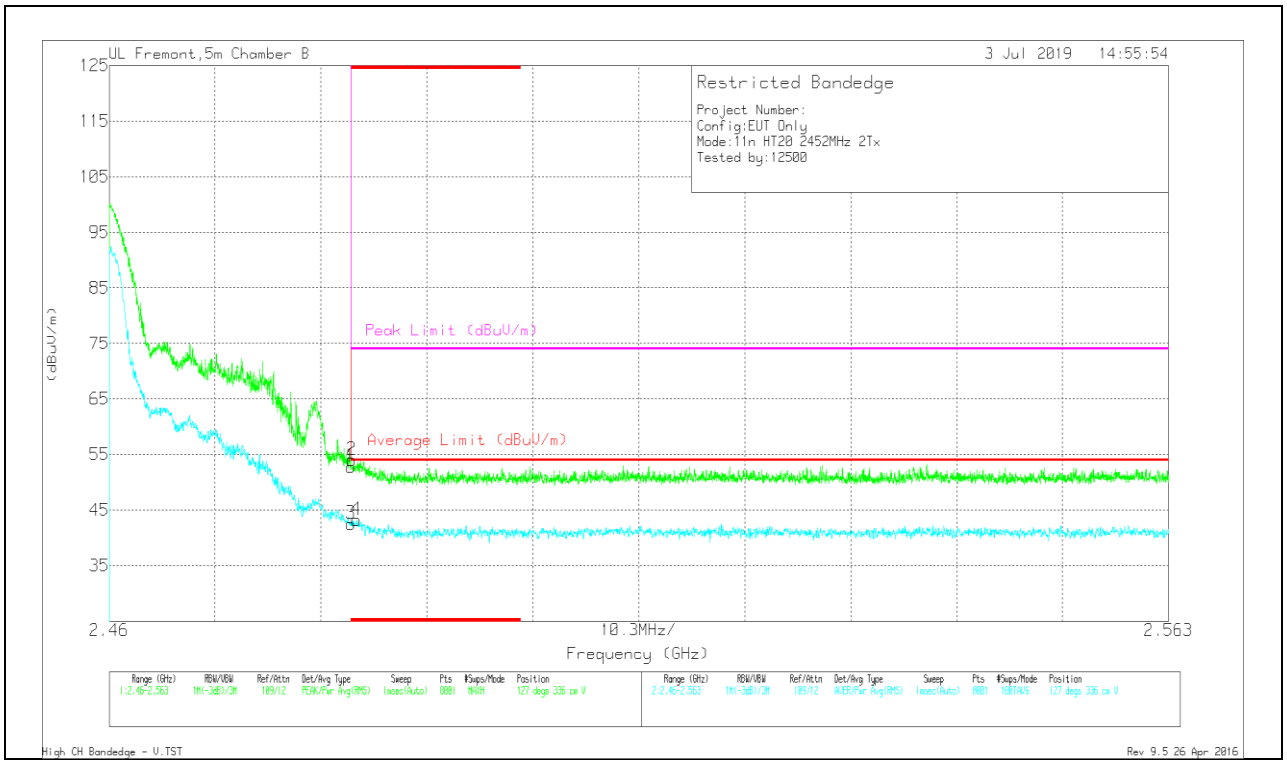

Marker	Frequency (GHz)	Meter Reading (dBuV)	Det	AF T344 (dB/m)	Amp/Cbl/Fltr/Pad (dB)	Corrected Reading (dBuV/m)	Average Limit (dBuV/m)	Margin (dB)	Peak Limit (dBuV/m)	PK Margin (dB)	Azimuth (Degs)	Height (cm)	Polarity
1	* 2.484	39.43	Pk	32.3	-18.9	52.83	-	-	74	-21.17	127	336	V
2	* 2.484	40.66	Pk	32.3	-18.9	54.06	-	-	74	-19.94	127	336	V
3	* 2.484	29.12	RMS	32.3	-18.9	42.52	54	-11.48	-	-	127	336	V
4	* 2.484	29.85	RMS	32.3	-18.9	43.25	54	-10.75	-	-	127	336	V

* - indicates frequency in CFR47 Pt 15 / IC RSS-Restricted Band
Pk - Peak detector
RMS - RMS detection

UL VERIFICATION SERVICES INC.
47173 Benicia Street, Fremont, CA 94538; USA TEL:(510) 319-4000 FAX:(510) 661-0888
This report shall not be reproduced except in full, without the written approval of UL Verification Services Inc.

BANDEDGE (HIGH CHANNEL, CH 10)

HORIZONTAL RESULT

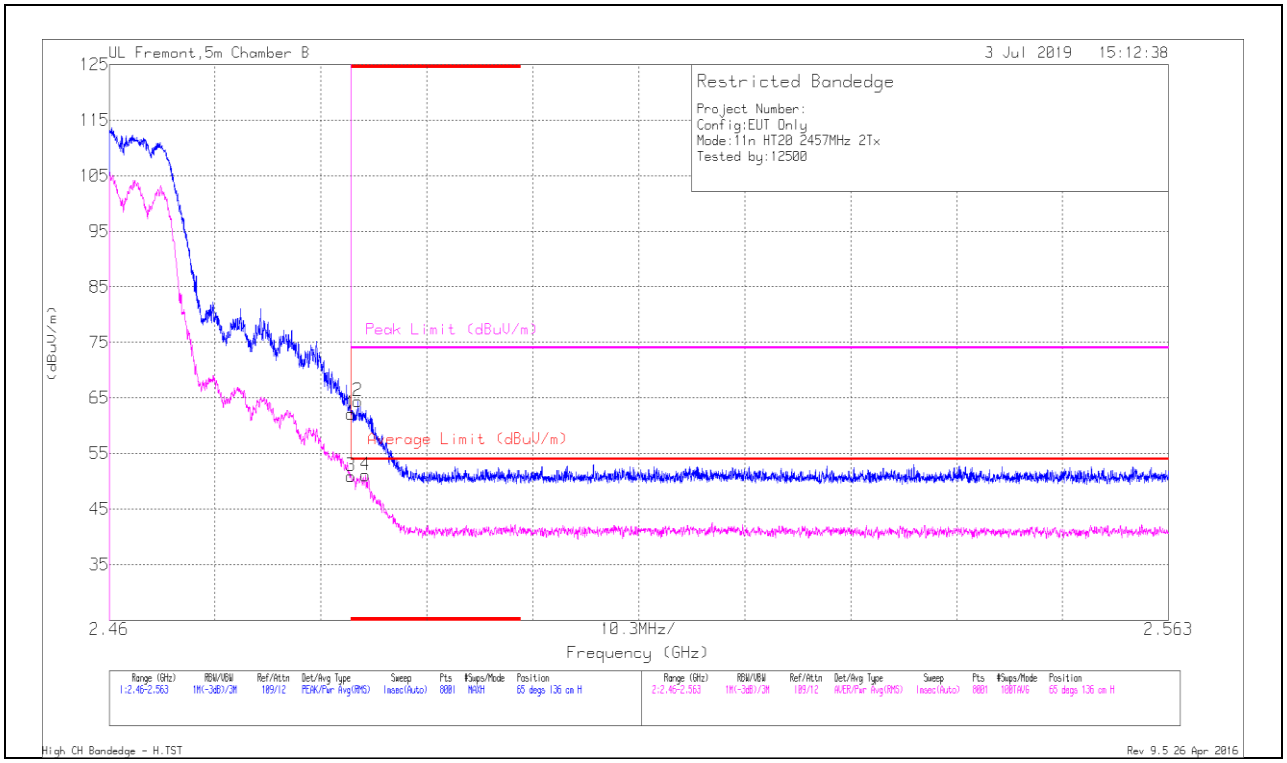

Marker	Frequency (GHz)	Meter Reading (dBuV)	Det	AF T344 (dB/m)	Amp/Cbl/Fltr/Pad (dB)	Corrected Reading (dBuV/m)	Average Limit (dBuV/m)	Margin (dB)	Peak Limit (dBuV/m)	PK Margin (dB)	Azimuth (Degs)	Height (cm)	Polarity
1	* 2.484	48.78	Pk	32.3	-18.9	62.18	-	-	74	-11.82	65	136	H
2	* 2.484	51.03	Pk	32.3	-18.9	64.43	-	-	74	-9.57	65	136	H
3	* 2.484	37.53	RMS	32.3	-18.9	50.93	54	-3.07	-	-	65	136	H
4	* 2.485	37.71	RMS	32.3	-18.9	51.11	54	-2.89	-	-	65	136	H

* - indicates frequency in CFR47 Pt 15 / IC RSS-Restricted Band
Pk - Peak detector
RMS - RMS detection

UL VERIFICATION SERVICES INC.
47173 Benicia Street, Fremont, CA 94538; USA TEL:(510) 319-4000 FAX:(510) 661-0888
This report shall not be reproduced except in full, without the written approval of UL Verification Services Inc.

VERTICAL RESULT

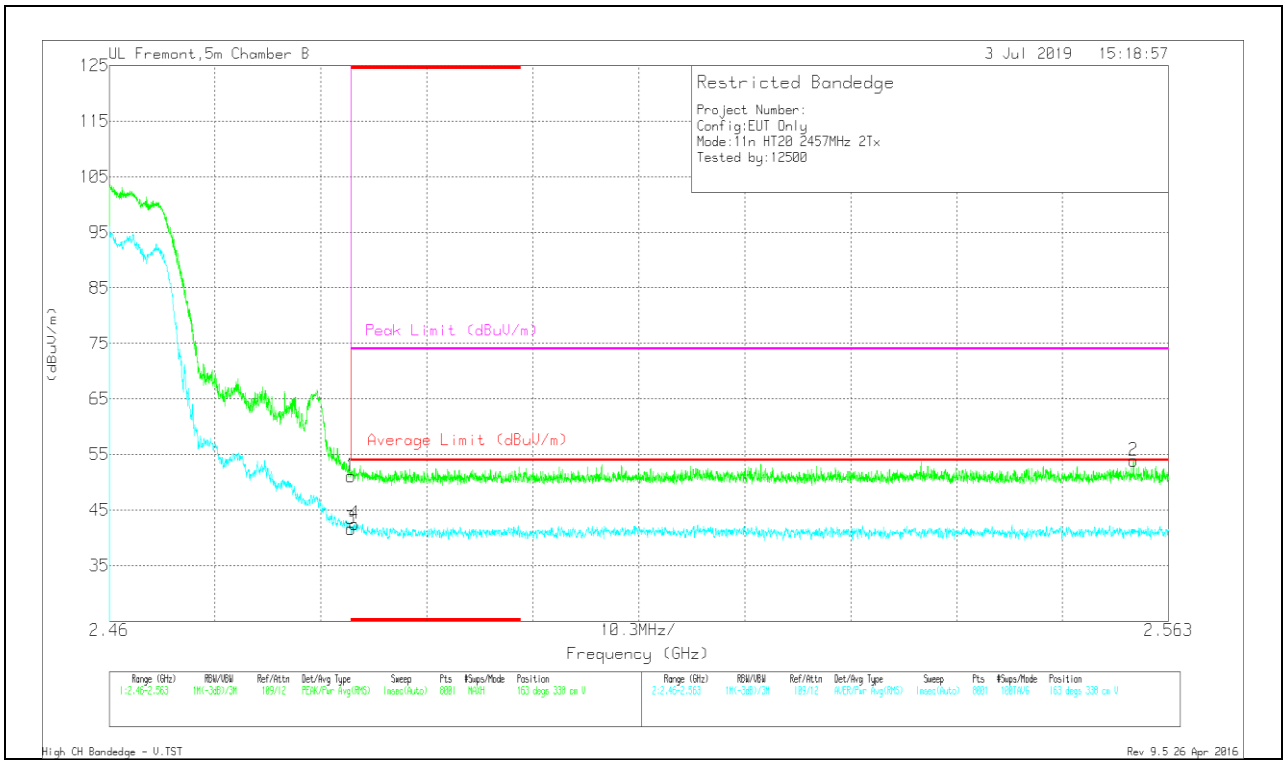

Marker	Frequency (GHz)	Meter Reading (dBuV)	Det	AF T344 (dB/m)	Amp/Cbl/Fltr/Pad (dB)	Corrected Reading (dBuV/m)	Average Limit (dBuV/m)	Margin (dB)	Peak Limit (dBuV/m)	PK Margin (dB)	Azimuth (Degs)	Height (cm)	Polarity
1	* 2.484	37.74	Pk	32.3	-18.9	51.14	-	-	74	-22.86	163	338	V
3	* 2.484	28.24	RMS	32.3	-18.9	41.64	54	-12.36	-	-	163	338	V
4	* 2.484	29.1	RMS	32.3	-18.9	42.5	54	-11.5	-	-	163	338	V
2	2.56	40.42	Pk	32.4	-18.9	53.92	-	-	74	-20.08	163	338	V

* - indicates frequency in CFR47 Pt 15 / IC RSS-Restricted Band
Pk - Peak detector
RMS - RMS detection

UL VERIFICATION SERVICES INC.
47173 Benicia Street, Fremont, CA 94538; USA TEL:(510) 319-4000 FAX:(510) 661-0888
This report shall not be reproduced except in full, without the written approval of UL Verification Services Inc.

BANDEDGE (HIGH CHANNEL, CH 11)

HORIZONTAL RESULT

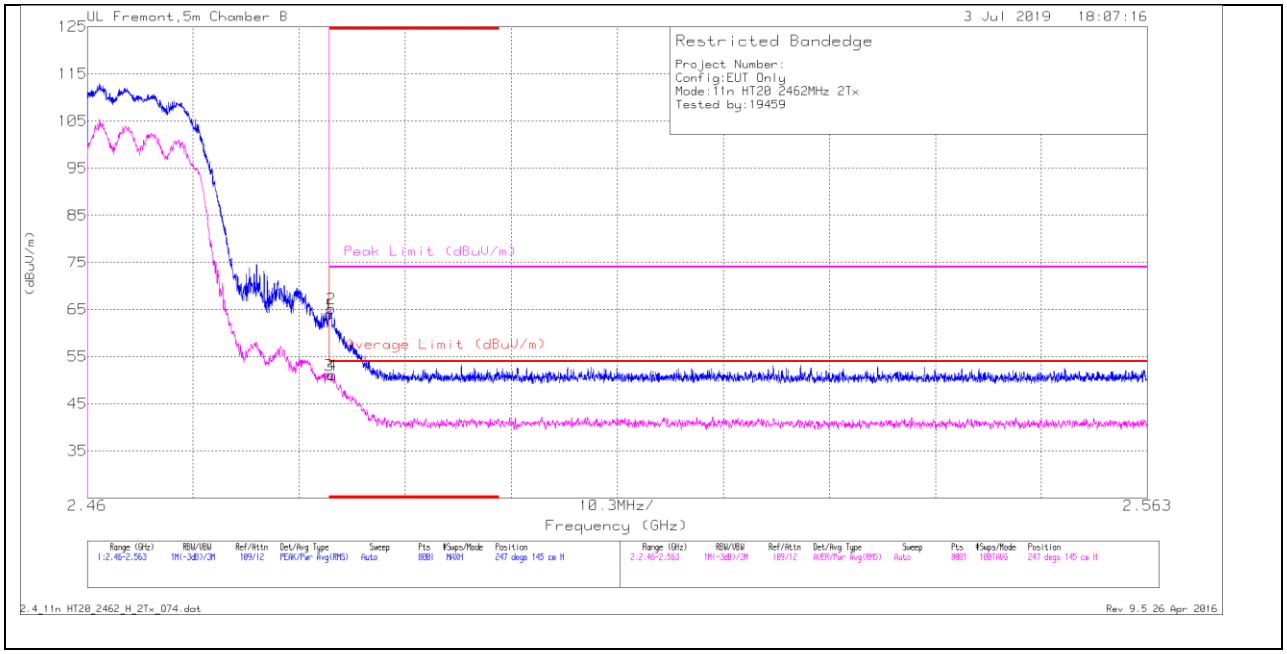

Marker	Frequency (GHz)	Meter Reading (dBuV)	Det	AF T344 (dB/m)	Amp/Cbl/Fltr/Pad (dB)	Corrected Reading (dBuV/m)	Average Limit (dBuV/m)	Margin (dB)	Peak Limit (dBuV/m)	PK Margin (dB)	Azimuth (Degs)	Height (cm)	Polarity
1	* 2.484	50.64	Pk	32.3	-18.9	64.04	-	-	74	-9.96	247	145	H
2	* 2.484	51.81	Pk	32.3	-18.9	65.21	-	-	74	-8.79	247	145	H
3	* 2.484	37.75	RMS	32.3	-18.9	51.15	54	-2.85	-	-	247	145	H
4	* 2.484	37.74	RMS	32.3	-18.9	51.14	54	-2.86	-	-	247	145	H

* - indicates frequency in CFR47 Pt 15 / IC RSS-Restricted Band
Pk - Peak detector
RMS - RMS detection

UL VERIFICATION SERVICES INC.
47173 Benicia Street, Fremont, CA 94538; USA TEL:(510) 319-4000 FAX:(510) 661-0888
This report shall not be reproduced except in full, without the written approval of UL Verification Services Inc.

VERTICAL RESULT

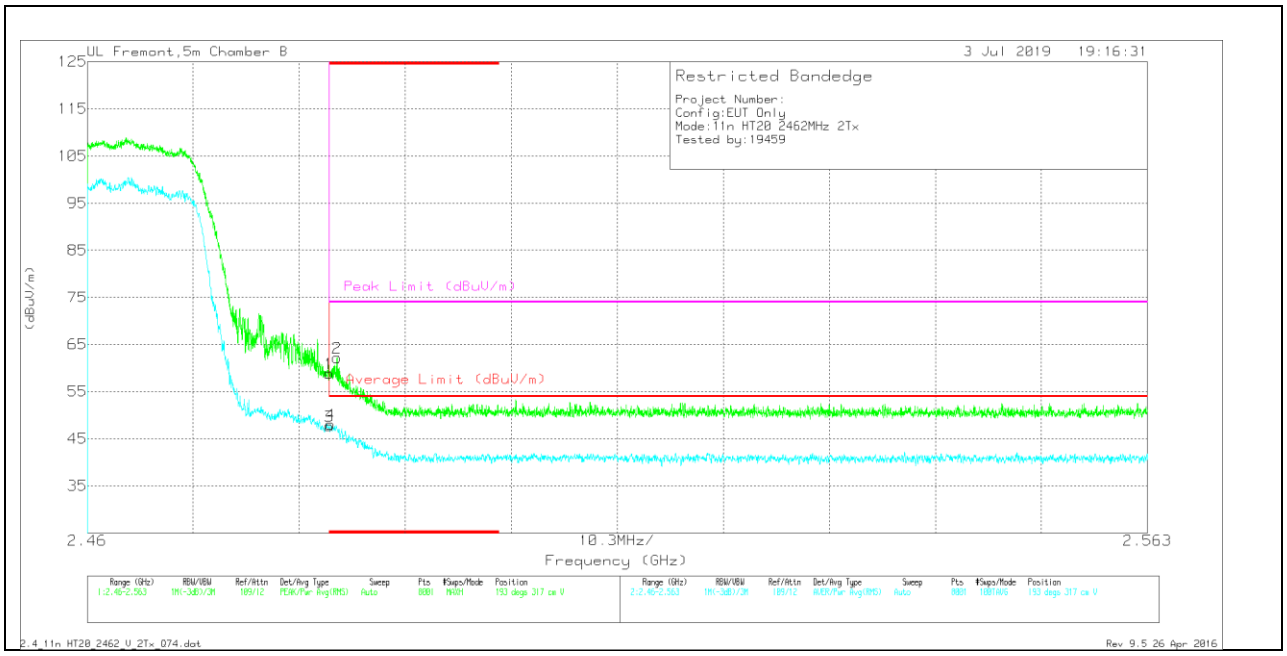

Marker	Frequency (GHz)	Meter Reading (dBuV)	Det	AF T344 (dB/m)	Amp/Cbl/Fltr/Pad (dB)	Corrected Reading (dBuV/m)	Average Limit (dBuV/m)	Margin (dB)	Peak Limit (dBuV/m)	PK Margin (dB)	Azimuth (Degs)	Height (cm)	Polarity
1	* 2.484	45.48	Pk	32.3	-18.9	58.88	-	-	74	-15.12	193	317	V
2	* 2.484	48.83	Pk	32.3	-18.9	62.23	-	-	74	-11.77	193	317	V
3	* 2.484	34.29	RMS	32.3	-18.9	47.69	54	-6.31	-	-	193	317	V
4	* 2.484	34.64	RMS	32.3	-18.9	48.04	54	-5.96	-	-	193	317	V

* - indicates frequency in CFR47 Pt 15 / IC RSS-Restricted Band
Pk - Peak detector
RMS - RMS detection

UL VERIFICATION SERVICES INC.
47173 Benicia Street, Fremont, CA 94538; USA TEL:(510) 319-4000 FAX:(510) 661-0888
This report shall not be reproduced except in full, without the written approval of UL Verification Services Inc.

BANDEDGE (HIGH CHANNEL, CH 12)

HORIZONTAL RESULT

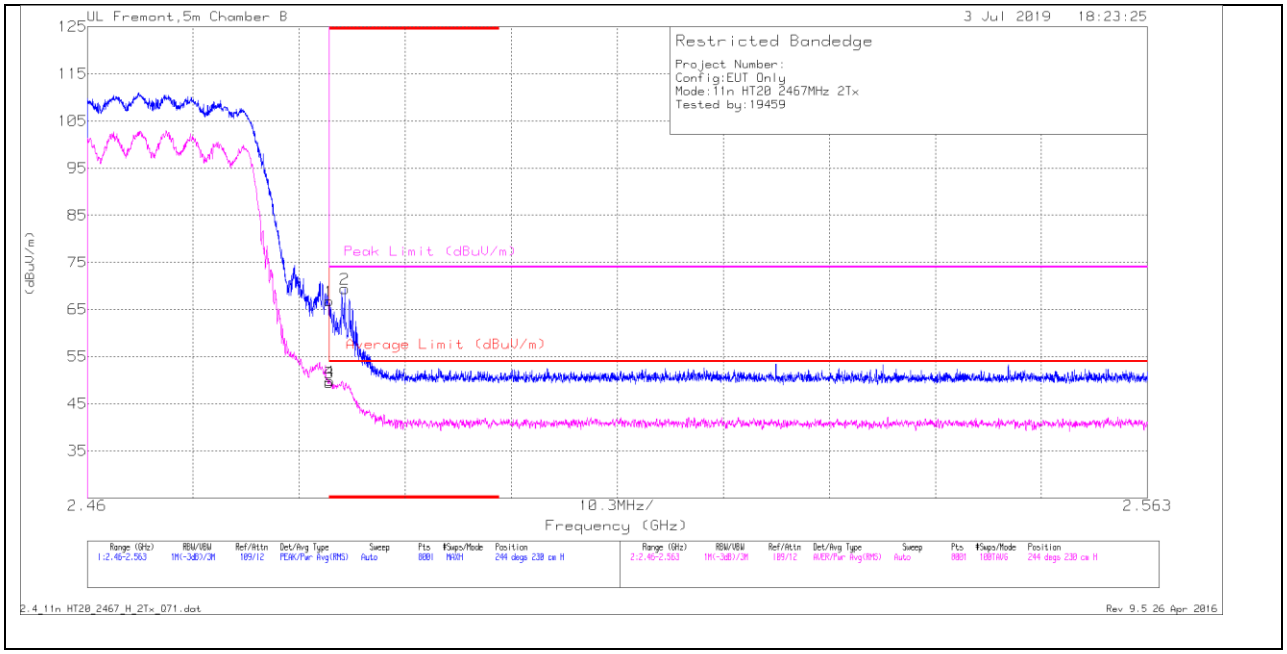

Marker	Frequency (GHz)	Meter Reading (dBuV)	Det	AF T344 (dB/m)	Amp/Cbl/Fltr/Pad (dB)	Corrected Reading (dBuV/m)	Average Limit (dBuV/m)	Margin (dB)	Peak Limit (dBuV/m)	PK Margin (dB)	Azimuth (Degs)	Height (cm)	Polarity
1	* 2.484	53.39	Pk	32.3	-18.9	66.79	-	-	74	-7.21	244	230	H
2	* 2.485	56.01	Pk	32.3	-18.9	69.41	-	-	74	-4.59	244	230	H
3	* 2.484	36.06	RMS	32.3	-18.9	49.46	54	-4.54	-	-	244	230	H
4	* 2.484	36.43	RMS	32.3	-18.9	49.83	54	-4.17	-	-	244	230	H

* - indicates frequency in CFR47 Pt 15 / IC RSS-Restricted Band
Pk - Peak detector
RMS - RMS detection

UL VERIFICATION SERVICES INC.
47173 Benicia Street, Fremont, CA 94538; USA TEL:(510) 319-4000 FAX:(510) 661-0888
This report shall not be reproduced except in full, without the written approval of UL Verification Services Inc.

VERTICAL RESULT

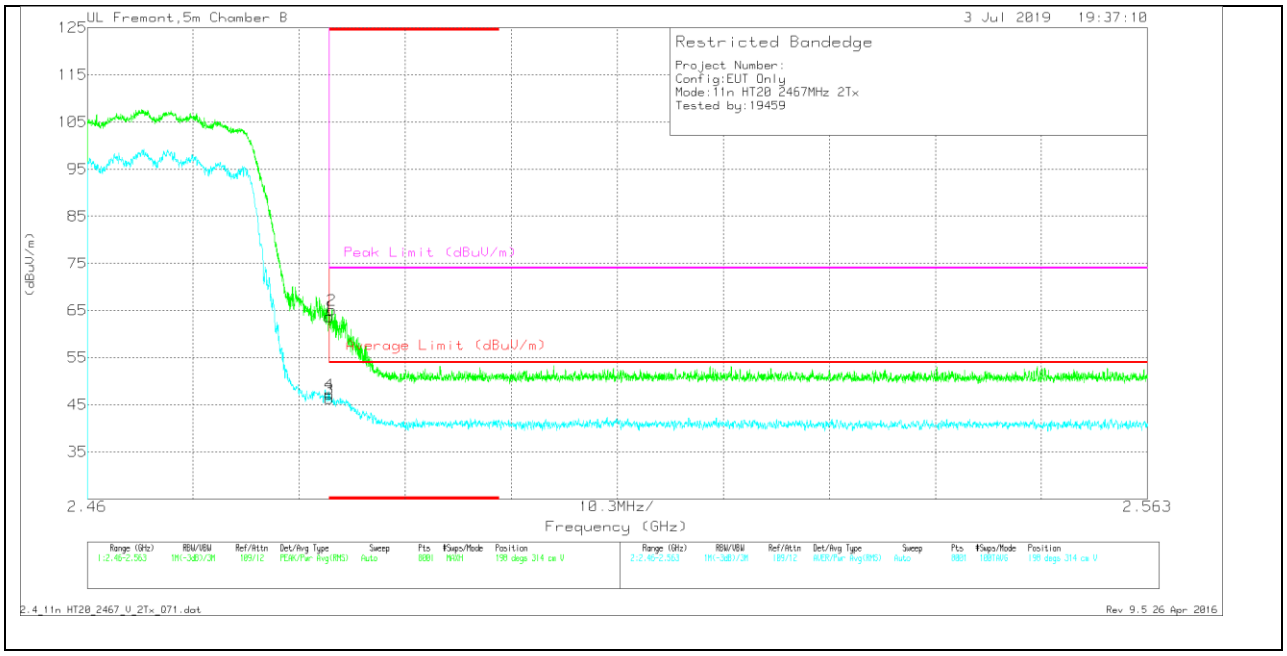

Marker	Frequency (GHz)	Meter Reading (dBuV)	Det	AF T344 (dB/m)	Amp/Cbl/Fltr/Pad (dB)	Corrected Reading (dBuV/m)	Average Limit (dBuV/m)	Margin (dB)	Peak Limit (dBuV/m)	PK Margin (dB)	Azimuth (Degs)	Height (cm)	Polarity
1	* 2.484	50.28	Pk	32.3	-18.9	63.68	-	-	74	-10.32	198	314	V
2	* 2.484	51.76	Pk	32.3	-18.9	65.16	-	-	74	-8.84	198	314	V
3	* 2.484	32.9	RMS	32.3	-18.9	46.3	54	-7.7	-	-	198	314	V
4	* 2.484	33.85	RMS	32.3	-18.9	47.25	54	-6.75	-	-	198	314	V

* - indicates frequency in CFR47 Pt 15 / IC RSS-Restricted Band
Pk - Peak detector
RMS - RMS detection

UL VERIFICATION SERVICES INC.
47173 Benicia Street, Fremont, CA 94538; USA TEL:(510) 319-4000 FAX:(510) 661-0888
This report shall not be reproduced except in full, without the written approval of UL Verification Services Inc.

BANDEDGE (HIGH CHANNEL, CH 13)

HORIZONTAL RESULT

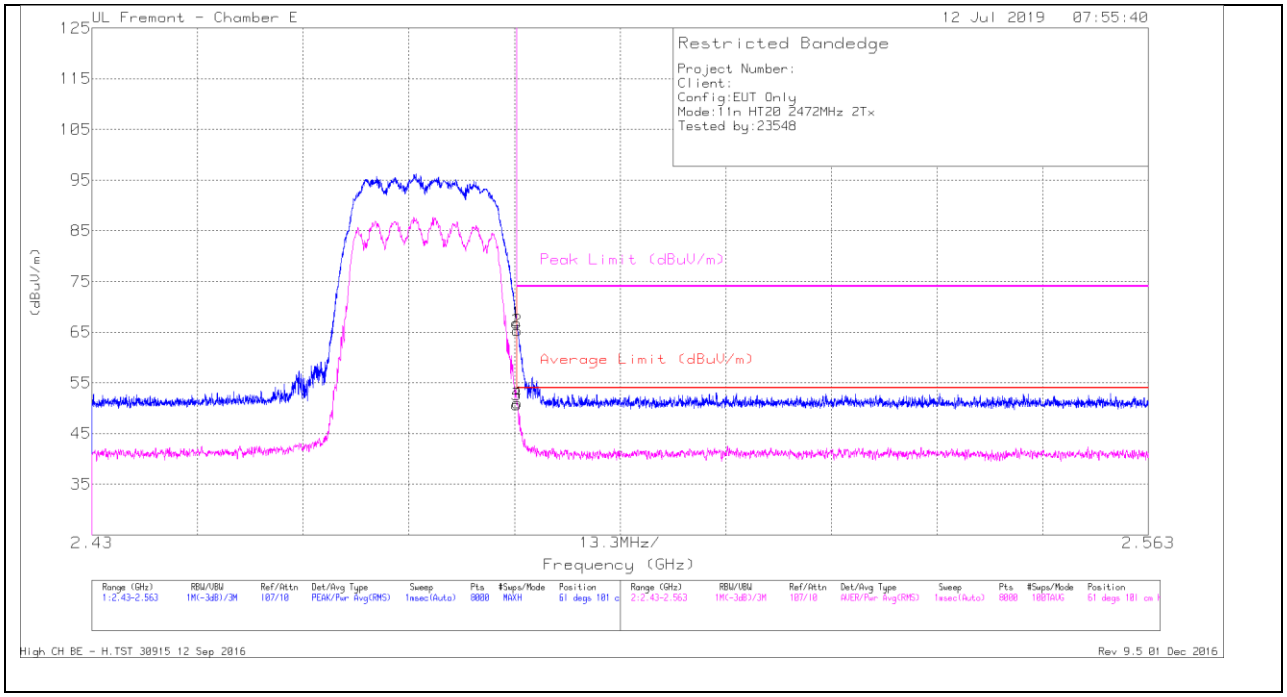

Marker	Frequency (GHz)	Meter Reading (dBuV)	Det	AF T119 (dB/m)	Amp/Cbl/Fltr/Pad (dB)	Corrected Reading (dBuV/m)	Average Limit (dBuV/m)	Margin (dB)	Peak Limit (dBuV/m)	PK Margin (dB)	Azimuth (Degs)	Height (cm)	Polarity
1	* 2.484	60.27	Pk	32.8	-26.3	66.77	-	-	74	-7.23	61	101	H
2	* 2.484	58.86	Pk	32.8	-26.3	65.36	-	-	74	-8.64	61	101	H
3	* 2.484	44.19	RMS	32.8	-26.3	50.69	54	-3.31	-	-	61	101	H
4	* 2.484	44.49	RMS	32.8	-26.3	50.99	54	-3.01	-	-	61	101	H

* - indicates frequency in CFR47 Pt 15 / IC RSS-Restricted Band
Pk - Peak detector
RMS - RMS detection

UL VERIFICATION SERVICES INC.
47173 Benicia Street, Fremont, CA 94538; USA TEL:(510) 319-4000 FAX:(510) 661-0888
This report shall not be reproduced except in full, without the written approval of UL Verification Services Inc.

VERTICAL RESULT

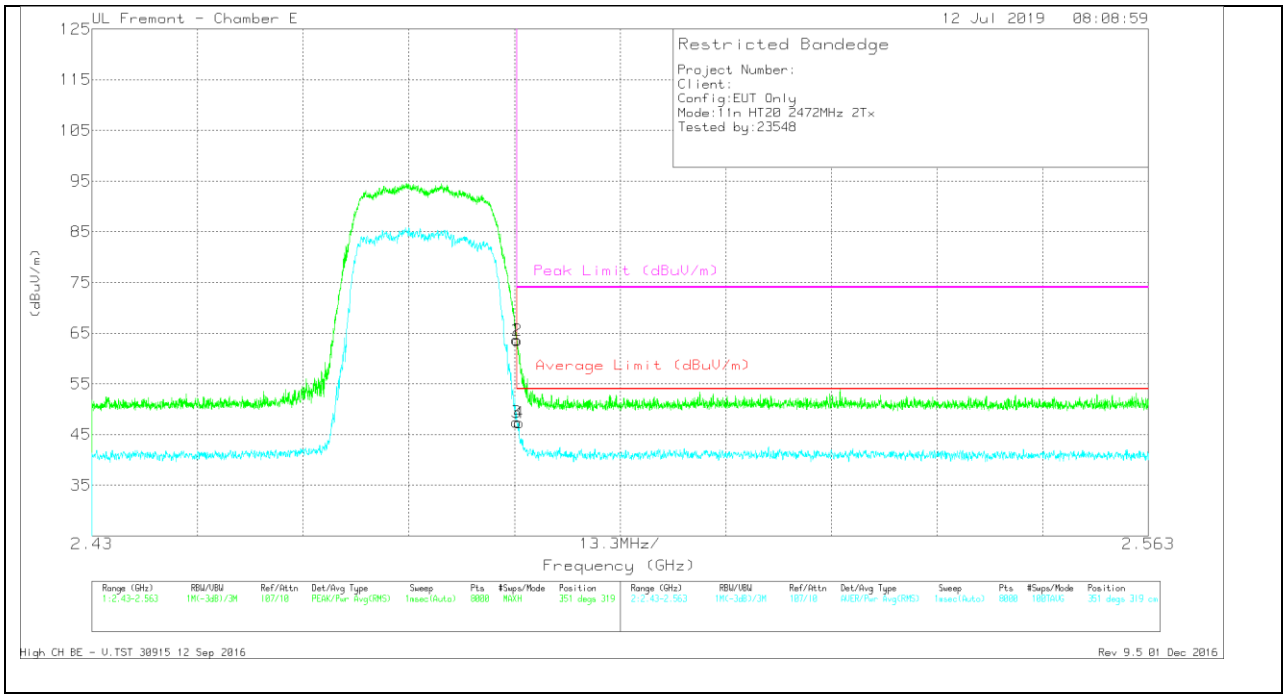

Marker	Frequency (GHz)	Meter Reading (dBuV)	Det	AF T119 (dB/m)	Amp/Cbl/Fltr/Pad (dB)	Corrected Reading (dBuV/m)	Average Limit (dBuV/m)	Margin (dB)	Peak Limit (dBuV/m)	PK Margin (dB)	Azimuth (Degs)	Height (cm)	Polarity
1	* 2.484	57.2	Pk	32.8	-26.3	63.7	-	-	74	-10.3	351	319	V
2	* 2.484	57.02	Pk	32.8	-26.3	63.52	-	-	74	-10.48	351	319	V
3	* 2.484	40.98	RMS	32.8	-26.3	47.48	54	-6.52	-	-	351	319	V
4	* 2.484	40.85	RMS	32.8	-26.3	47.35	54	-6.65	-	-	351	319	V

* - indicates frequency in CFR47 Pt 15 / IC RSS-Restricted Band
Pk - Peak detector
RMS - RMS detection

UL VERIFICATION SERVICES INC.
47173 Benicia Street, Fremont, CA 94538; USA TEL:(510) 319-4000 FAX:(510) 661-0888
This report shall not be reproduced except in full, without the written approval of UL Verification Services Inc.

HARMONICS AND SPURIOUS EMISSIONS

LOW CHANNEL, CH 1 RESULTS

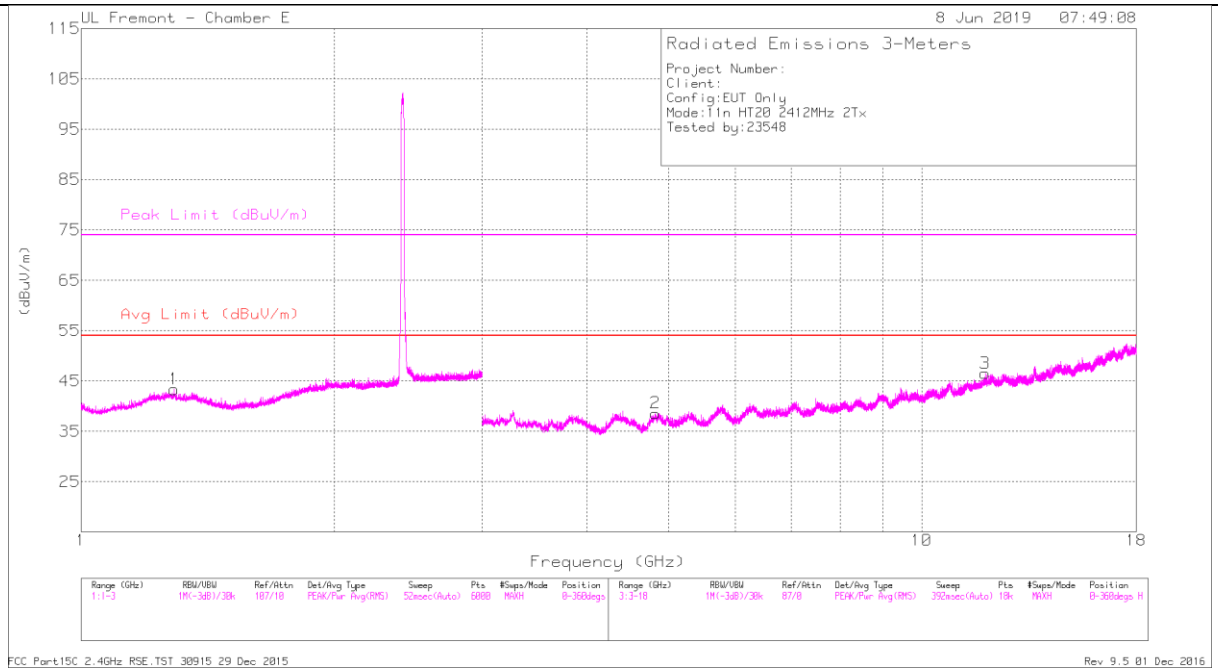

HORIZONTAL

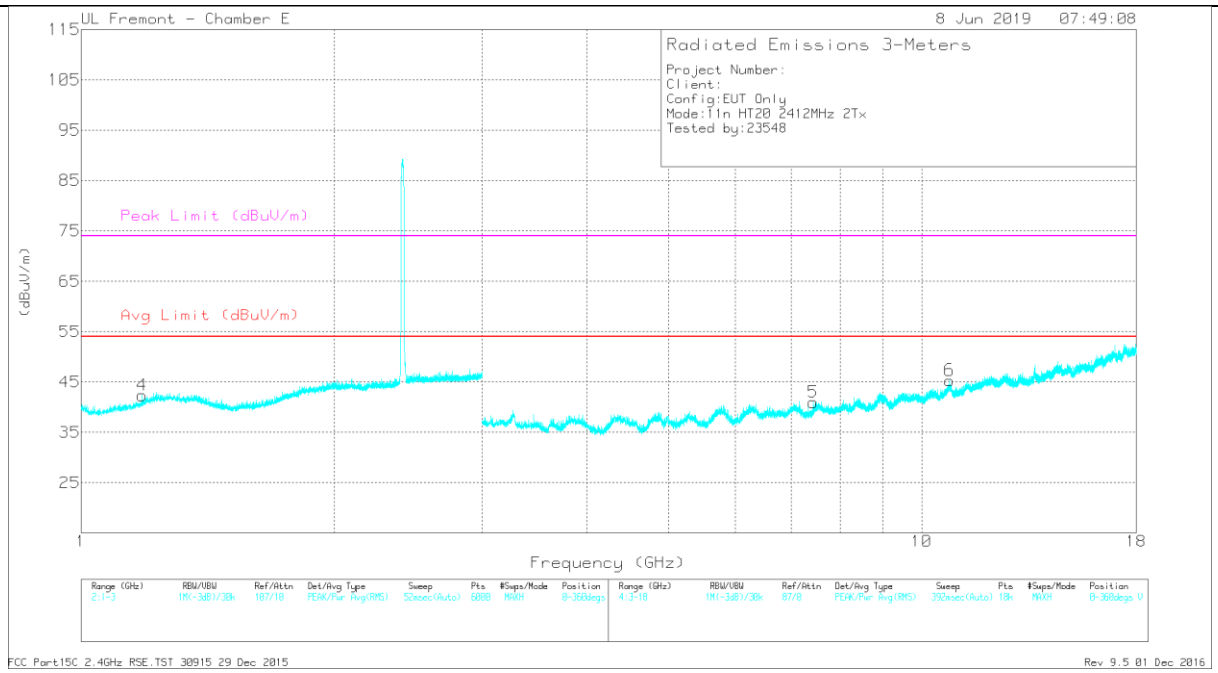

VERTICAL

UL VERIFICATION SERVICES INC.
47173 Benicia Street, Fremont, CA 94538; USA TEL:(510) 319-4000 FAX:(510) 661-0888
This report shall not be reproduced except in full, without the written approval of UL Verification Services Inc.

RADIATED EMISSIONS

Marker	Frequency (GHz)	Meter Reading (dBuV)	Det	AF T119 (dB/m)	Amp/Cbl/Fltr/ Pad (dB)	Corrected Reading (dBuV/m)	Avg Limit (dBuV/m)	Margin (dB)	Peak Limit (dBuV/m)	PK Margin (dB)	Azimuth (Degs)	Height (cm)	Polarity
1	* 1.289	46.49	PK2	30	-26.2	50.29	-	-	74	-23.71	54	256	H
	* 1.289	33.91	MAv1	30	-26.2	37.71	54	-16.29	-	-	54	256	H
4	* 1.18	45.91	PK2	28.9	-26	48.81	-	-	74	-25.19	242	382	V
	* 1.18	33.76	MAv1	28.9	-26	36.66	54	-17.34	-	-	242	382	V
2	* 4.823	41.51	PK2	34.1	-30.1	45.51	-	-	74	-28.49	104	230	H
	* 4.82	29.89	MAv1	34.1	-30.2	33.79	54	-20.21	-	-	104	230	H
3	* 11.898	35.89	PK2	39	-22.3	52.59	-	-	74	-21.41	118	265	H
	* 11.897	24.29	MAv1	39	-22.3	40.99	54	-13.01	-	-	118	265	H
5	* 7.436	39.38	PK2	35.7	-27.9	47.18	-	-	74	-26.82	194	353	V
	* 7.435	27.17	MAv1	35.7	-27.9	34.97	54	-19.03	-	-	194	353	V
6	* 10.794	37.09	PK2	37.9	-23	51.99	-	-	74	-22.01	311	152	V
	* 10.795	25.35	MAv1	37.9	-23	40.25	54	-13.75	-	-	311	152	V

* - indicates frequency in CFR47 Pt 15 / IC RSS-Restricted Band
PK2 - KDB558074 Method: Maximum Peak
MAv1 - KDB558074 Option 1 Maximum RMS Average

UL VERIFICATION SERVICES INC.
47173 Benicia Street, Fremont, CA 94538; USA TEL:(510) 319-4000 FAX:(510) 661-0888
This report shall not be reproduced except in full, without the written approval of UL Verification Services Inc.

MID CHANNEL, CH 6 RESULTS

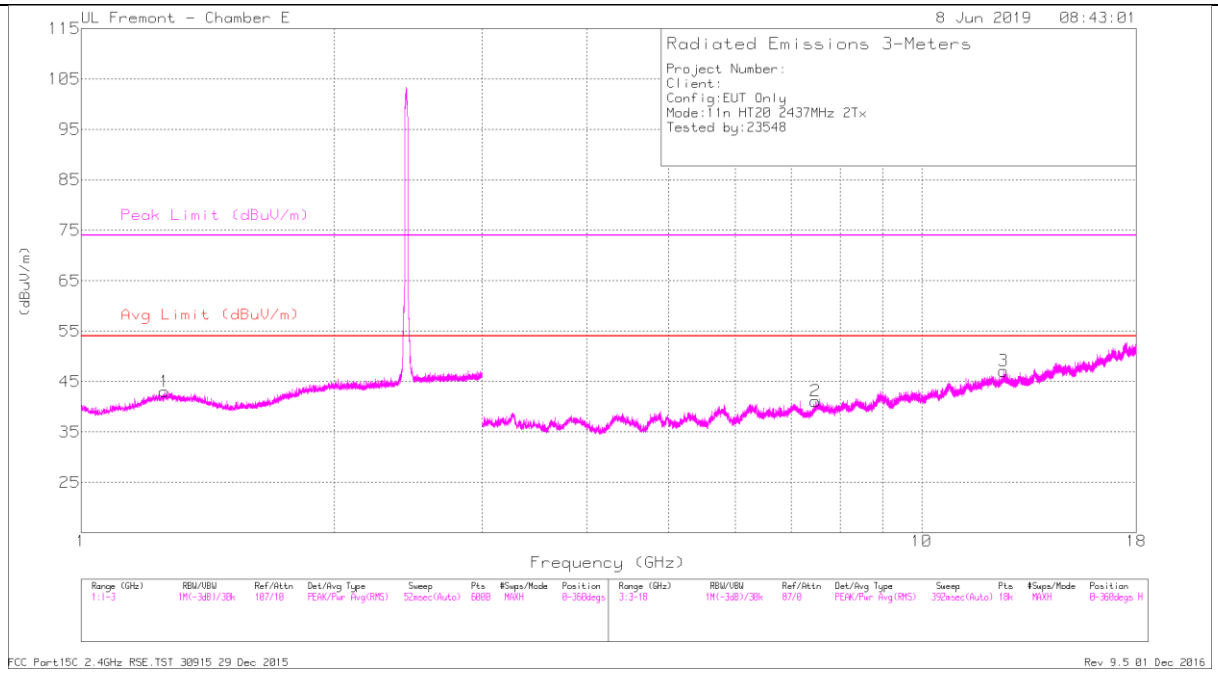

HORIZONTAL

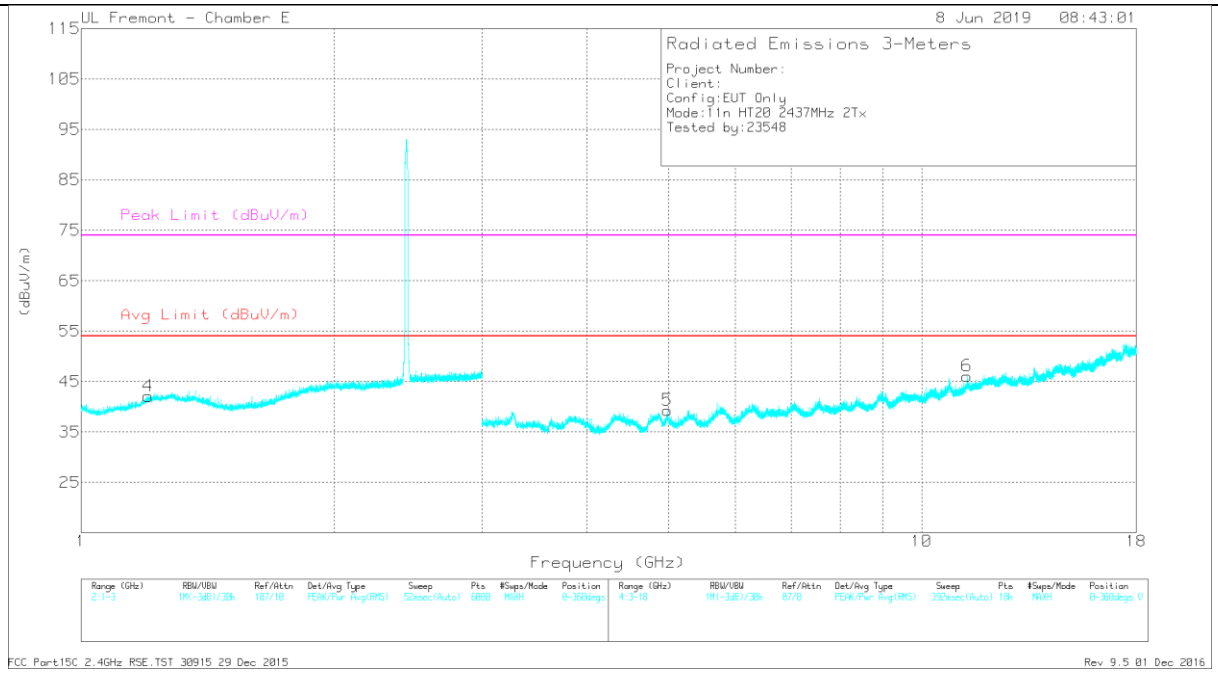

VERTICAL

UL VERIFICATION SERVICES INC.
47173 Benicia Street, Fremont, CA 94538; USA TEL:(510) 319-4000 FAX:(510) 661-0888
This report shall not be reproduced except in full, without the written approval of UL Verification Services Inc.

RADIATED EMISSIONS

Marker	Frequency (GHz)	Meter Reading (dBuV)	Det	AF T119 (dB/m)	Amp/Cbl/Fltr/ Pad (dB)	Corrected Reading (dBuV/m)	Avg Limit (dBuV/m)	Margin (dB)	Peak Limit (dBuV/m)	PK Margin (dB)	Azimuth (Degs)	Height (cm)	Polarity
1	* 1.258	45.99	PK2	29.9	-26.1	49.79	-	-	74	-24.21	229	105	H
	* 1.258	33.8	MAv1	29.9	-26.1	37.6	54	-16.4	-	-	229	105	H
4	* 1.201	46.22	PK2	29.6	-26.1	49.72	-	-	74	-24.28	337	109	V
	* 1.201	33.74	MAv1	29.6	-26.1	37.24	54	-16.76	-	-	337	109	V
2	* 7.476	39.08	PK2	35.8	-27.1	47.78	-	-	74	-26.22	231	128	H
	* 7.474	27.08	MAv1	35.8	-27.1	35.78	54	-18.22	-	-	231	128	H
3	* 12.514	35.49	PK2	39	-21.5	52.99	-	-	74	-21.01	178	210	H
	* 12.512	23.9	MAv1	39	-21.5	41.4	54	-12.6	-	-	178	210	H
5	* 4.979	42.03	PK2	34.1	-30.3	45.83	-	-	74	-28.17	217	137	V
	* 4.981	30.54	MAv1	34.1	-30.3	34.34	54	-19.66	-	-	217	137	V
6	* 11.318	35.93	PK2	38.1	-22.1	51.93	-	-	74	-22.07	10	384	V
	* 11.317	24.31	MAv1	38.1	-22.1	40.31	54	-13.69	-	-	10	384	V

* - indicates frequency in CFR47 Pt 15 / IC RSS-Restricted Band
PK2 - KDB558074 Method: Maximum Peak
MAv1 - KDB558074 Option 1 Maximum RMS Average

UL VERIFICATION SERVICES INC.
47173 Benicia Street, Fremont, CA 94538; USA TEL:(510) 319-4000 FAX:(510) 661-0888
This report shall not be reproduced except in full, without the written approval of UL Verification Services Inc.

HIGH CHANNEL, CH 13 RESULTS

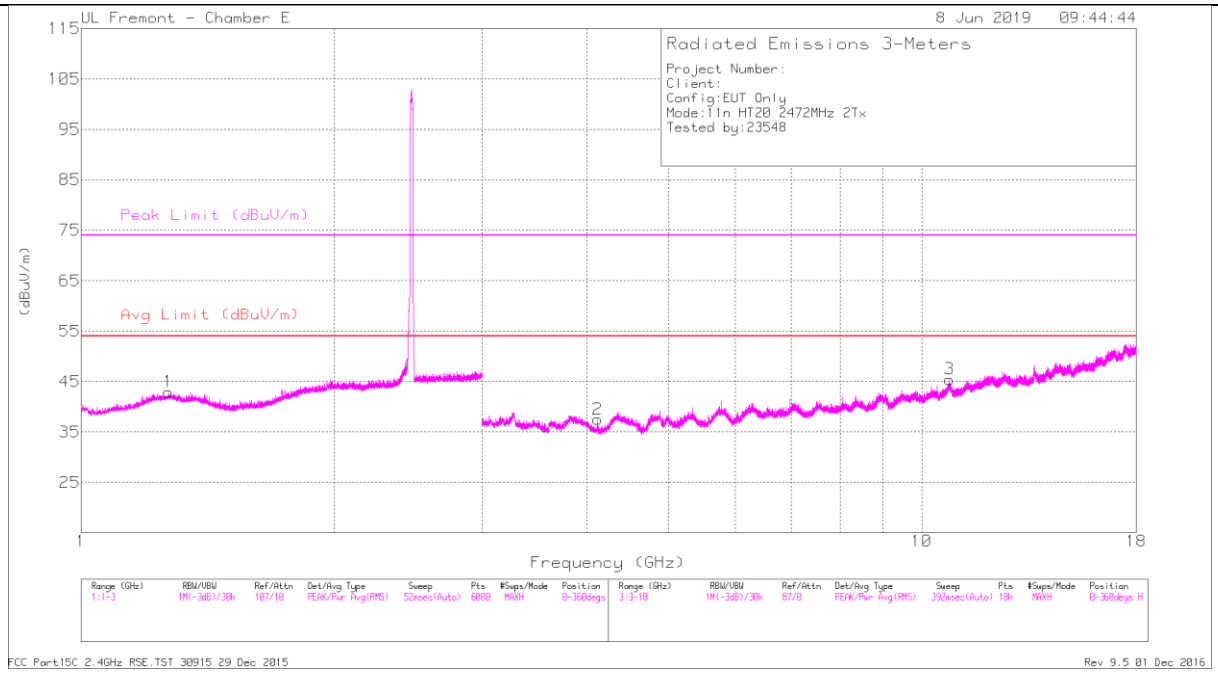

HORIZONTAL

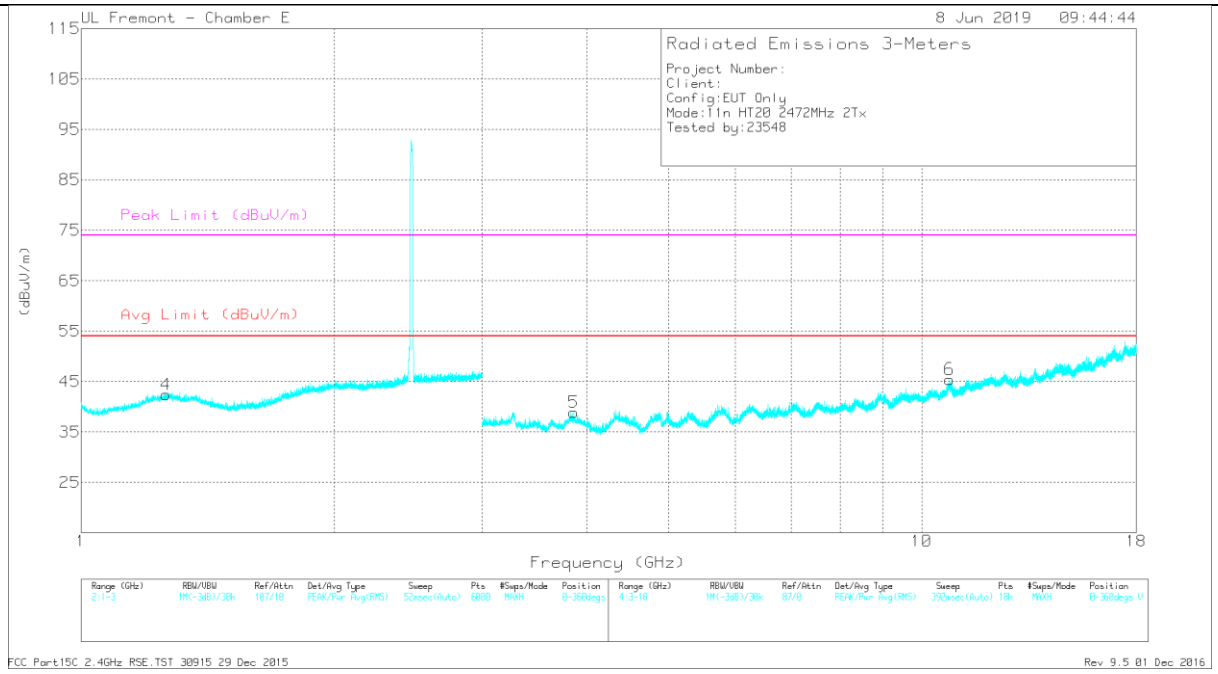

VERTICAL

UL VERIFICATION SERVICES INC.
47173 Benicia Street, Fremont, CA 94538; USA TEL:(510) 319-4000 FAX:(510) 661-0888
This report shall not be reproduced except in full, without the written approval of UL Verification Services Inc.

RADIATED EMISSIONS

Marker	Frequency (GHz)	Meter Reading (dBuV)	Det	AF T119 (dB/m)	Amp/Cbl/Fltr/ Pad (dB)	Corrected Reading (dBuV/m)	Avg Limit (dBuV/m)	Margin (dB)	Peak Limit (dBuV/m)	PK Margin (dB)	Azimuth (Degs)	Height (cm)	Polarity
1	* 1.27	46.04	PK2	30.1	-26.2	49.94	-	-	74	-24.06	44	346	H
	* 1.271	33.84	MAv1	30.1	-26.2	37.74	54	-16.26	-	-	44	346	H
4	* 1.263	46.47	PK2	30	-26.2	50.27	-	-	74	-23.73	26	398	V
	* 1.264	33.85	MAv1	30	-26.1	37.75	54	-16.25	-	-	26	398	V
2	* 4.119	41.51	PK2	33.6	-32.3	42.81	-	-	74	-31.19	238	195	H
	* 4.117	30.21	MAv1	33.6	-32.3	31.51	54	-22.49	-	-	238	195	H
3	* 10.799	37.88	PK2	37.9	-23	52.78	-	-	74	-21.22	290	159	H
	* 10.801	25.34	MAv1	37.9	-23.1	40.14	54	-13.86	-	-	290	159	H
5	* 3.855	42.16	PK2	33.5	-30.5	45.16	-	-	74	-28.84	19	163	V
	* 3.857	30.59	MAv1	33.5	-30.5	33.59	54	-20.41	-	-	19	163	V
6	* 10.798	37.14	PK2	37.9	-23	52.04	-	-	74	-21.96	353	145	V
	* 10.798	25.4	MAv1	37.9	-23	40.3	54	-13.7	-	-	353	145	V

* - indicates frequency in CFR47 Pt 15 / IC RSS-Restricted Band
PK2 - KDB558074 Method: Maximum Peak
MAv1 - KDB558074 Option 1 Maximum RMS Average

UL VERIFICATION SERVICES INC.
47173 Benicia Street, Fremont, CA 94538; USA TEL:(510) 319-4000 FAX:(510) 661-0888
This report shall not be reproduced except in full, without the written approval of UL Verification Services Inc.

9.1.3. TX ABOVE 1 GHz 802.11ax HE20 MODE IN THE 2.4 GHz BAND

Antenna 4 LEGACY SISO MODE: 26-Tones, RU Index 0

BANDEDGE (LOW CHANNEL, CH 1)

HORIZONTAL RESULT

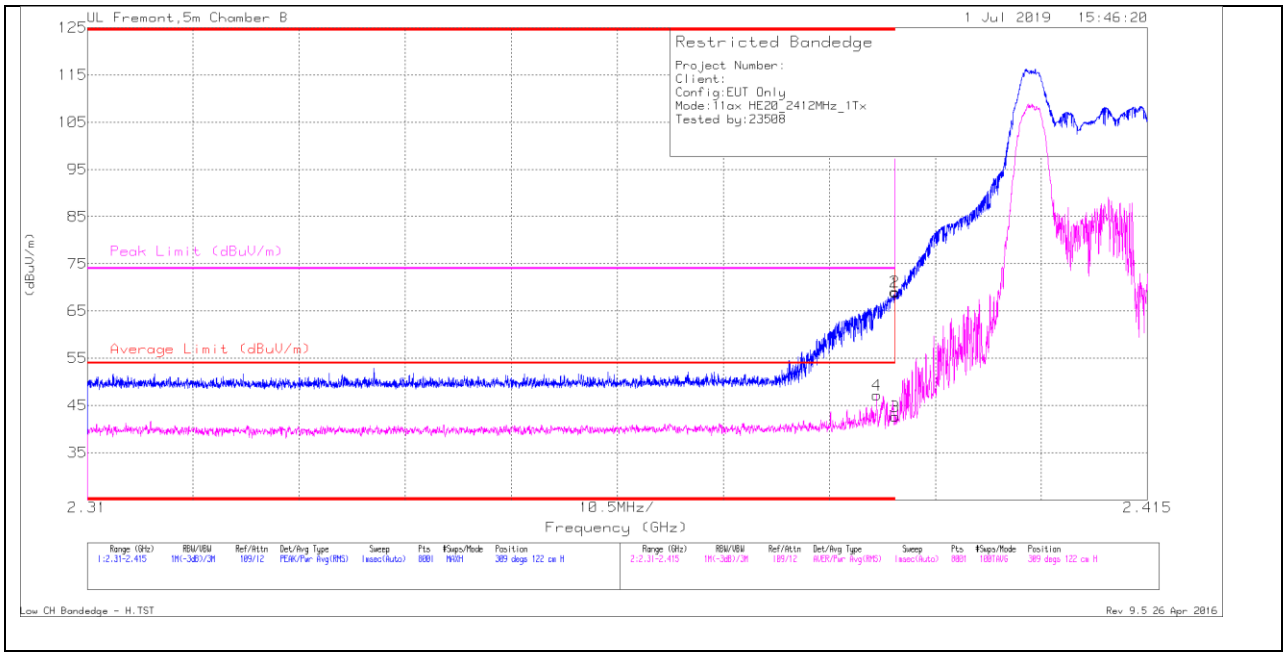

Marker	Frequency (GHz)	Meter Reading (dBuV)	Det	AF T344 (dB/m)	Amp/Cbl/Fltr/Pad (dB)	Corrected Reading (dBuV/m)	Average Limit (dBuV/m)	Margin (dB)	Peak Limit (dBuV/m)	PK Margin (dB)	Azimuth (Degs)	Height (cm)	Polarity
4	* 2.388	34.22	RMS	31.9	-18.9	47.22	54	-6.78	-	-	309	122	H
1	* 2.39	55.91	Pk	31.9	-18.9	68.91	-	-	74	-5.09	309	122	H
2	* 2.39	56.07	Pk	31.9	-18.9	69.07	-	-	74	-4.93	309	122	H
3	* 2.39	29.69	RMS	31.9	-18.9	42.69	54	-11.31	-	-	309	122	H

* - indicates frequency in CFR47 Pt 15 / IC RSS-Restricted Band
Pk - Peak detector
RMS - RMS detection

UL VERIFICATION SERVICES INC.
47173 Benicia Street, Fremont, CA 94538; USA TEL:(510) 319-4000 FAX:(510) 661-0888
This report shall not be reproduced except in full, without the written approval of UL Verification Services Inc.

VERTICAL RESULT

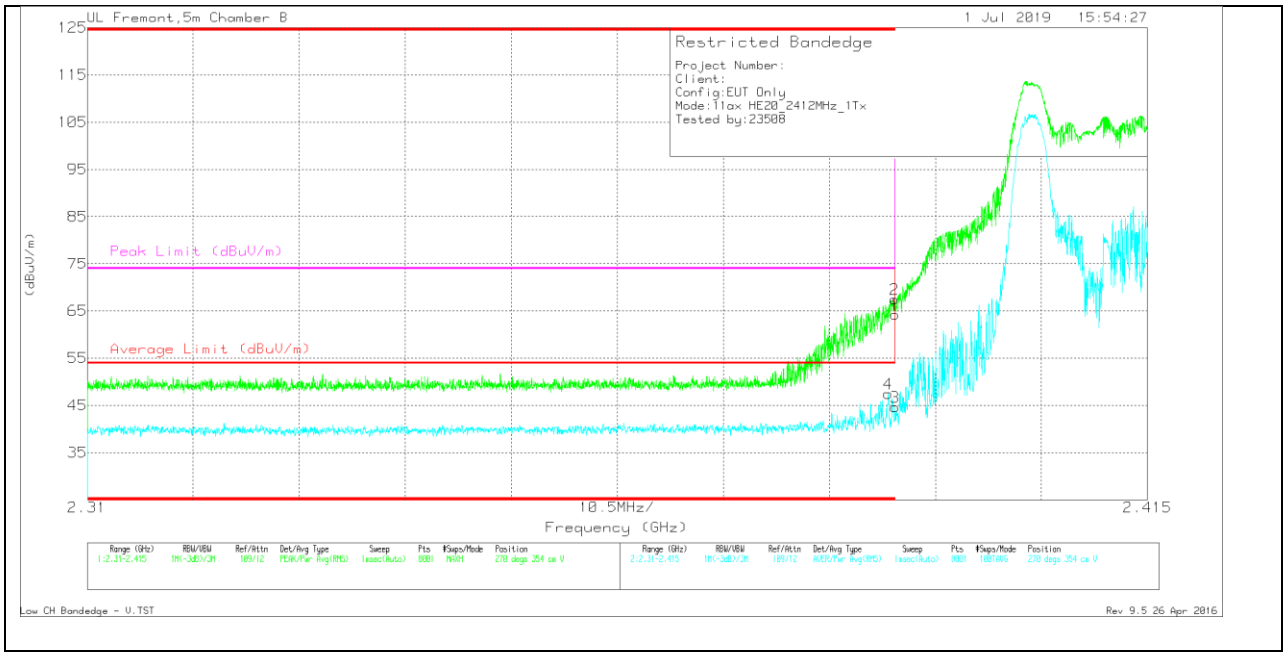

Marker	Frequency (GHz)	Meter Reading (dBuV)	Det	AF T344 (dB/m)	Amp/Cbl/Fltr/Pad (dB)	Corrected Reading (dBuV/m)	Average Limit (dBuV/m)	Margin (dB)	Peak Limit (dBuV/m)	PK Margin (dB)	Azimuth (Degs)	Height (cm)	Polarity
4	* 2.389	34.48	RMS	31.9	-18.9	47.48	54	-6.52	-	-	270	354	V
1	* 2.39	51.29	Pk	31.9	-18.9	64.29	-	-	74	-9.71	270	354	V
2	* 2.39	54.49	Pk	31.9	-18.9	67.49	-	-	74	-6.51	270	354	V
3	* 2.39	31.64	RMS	31.9	-18.9	44.64	54	-9.36	-	-	270	354	V

* - indicates frequency in CFR47 Pt 15 / IC RSS-Restricted Band
Pk - Peak detector
RMS - RMS detection

UL VERIFICATION SERVICES INC.
47173 Benicia Street, Fremont, CA 94538; USA TEL:(510) 319-4000 FAX:(510) 661-0888
This report shall not be reproduced except in full, without the written approval of UL Verification Services Inc.

BANDEDGE (LOW CHANNEL, CH 2)

HORIZONTAL RESULT

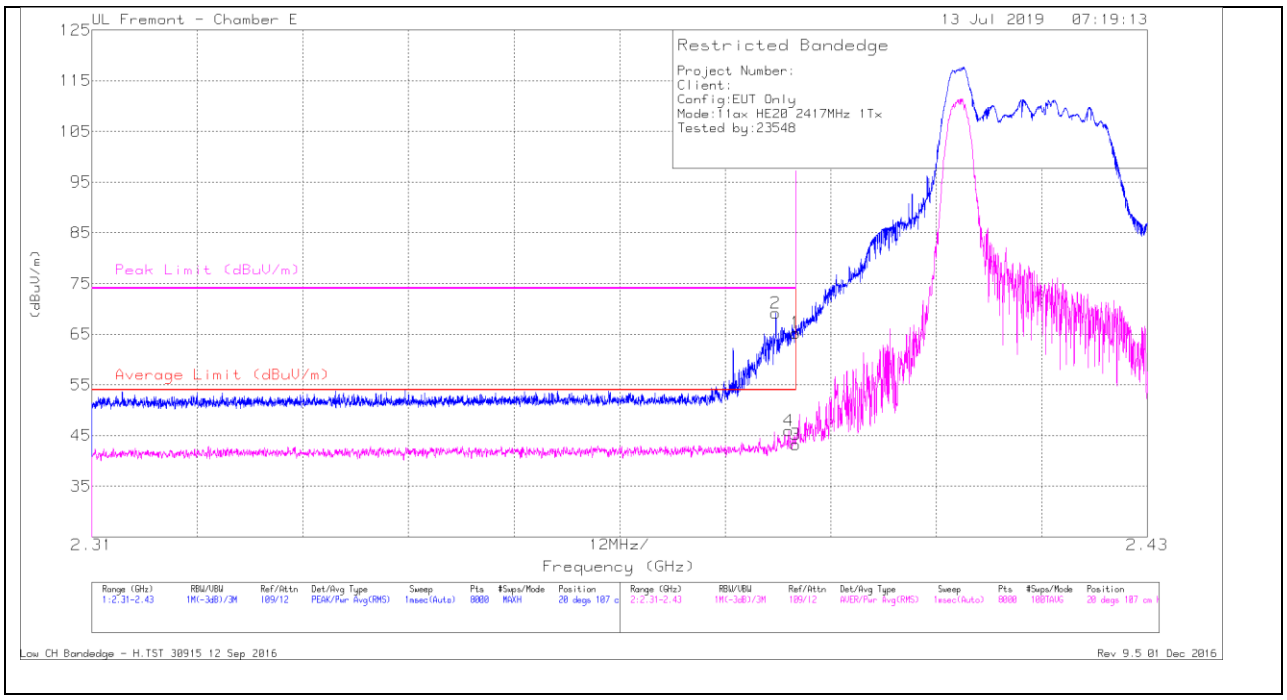

Marker	Frequency (GHz)	Meter Reading (dBuV)	Det	AF T119 (dB/m)	Amp/Cbl/Fltr/Pad (dB)	Corrected Reading (dBuV/m)	Average Limit (dBuV/m)	Margin (dB)	Peak Limit (dBuV/m)	PK Margin (dB)	Azimuth (Degs)	Height (cm)	Polarity
1	* 2.39	51.25	Pk	32.3	-18.3	65.25	-	-	74	-8.75	20	107	H
2	* 2.388	55.13	Pk	32.3	-18.3	69.13	-	-	74	-4.87	20	107	H
3	* 2.39	29.18	RMS	32.3	-18.3	43.18	54	-10.82	-	-	20	107	H
4	* 2.389	31.99	RMS	32.3	-18.3	45.99	54	-8.01	-	-	20	107	H

* - indicates frequency in CFR47 Pt 15 / IC RSS-Restricted Band
Pk - Peak detector
RMS - RMS detection

UL VERIFICATION SERVICES INC.
47173 Benicia Street, Fremont, CA 94538; USA TEL:(510) 319-4000 FAX:(510) 661-0888
This report shall not be reproduced except in full, without the written approval of UL Verification Services Inc.

VERTICAL RESULT

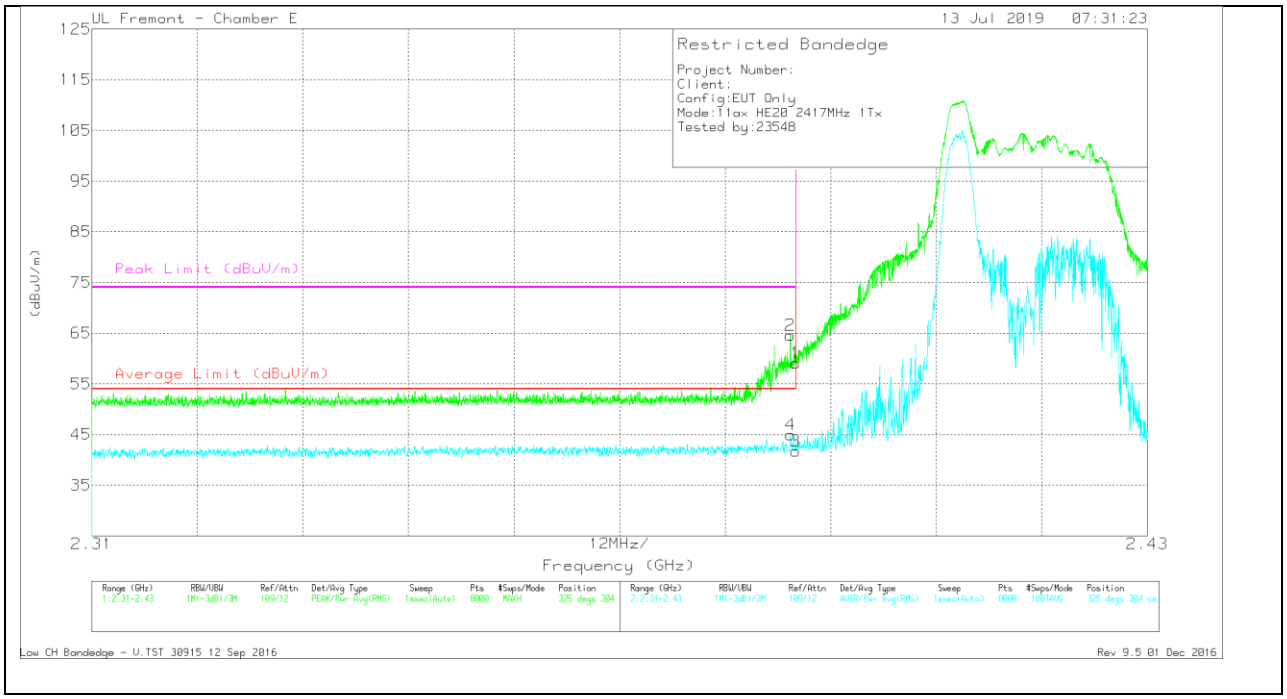

Marker	Frequency (GHz)	Meter Reading (dBuV)	Det	AF T119 (dB/m)	Amp/Cbl/Fltr/Pad (dB)	Corrected Reading (dBuV/m)	Average Limit (dBuV/m)	Margin (dB)	Peak Limit (dBuV/m)	PK Margin (dB)	Azimuth (Degs)	Height (cm)	Polarity
1	* 2.39	45.09	Pk	32.3	-18.3	59.09	-	-	74	-14.91	325	304	V
2	* 2.389	50.53	Pk	32.3	-18.3	64.53	-	-	74	-9.47	325	304	V
3	* 2.39	27.77	RMS	32.3	-18.3	41.77	54	-12.23	-	-	325	304	V
4	* 2.389	30.93	RMS	32.3	-18.3	44.93	54	-9.07	-	-	325	304	V

* - indicates frequency in CFR47 Pt 15 / IC RSS-Restricted Band
Pk - Peak detector
RMS - RMS detection

UL VERIFICATION SERVICES INC.
47173 Benicia Street, Fremont, CA 94538; USA TEL:(510) 319-4000 FAX:(510) 661-0888
This report shall not be reproduced except in full, without the written approval of UL Verification Services Inc.

BANDEDGE (LOW CHANNEL, CH 3)

HORIZONTAL RESULT

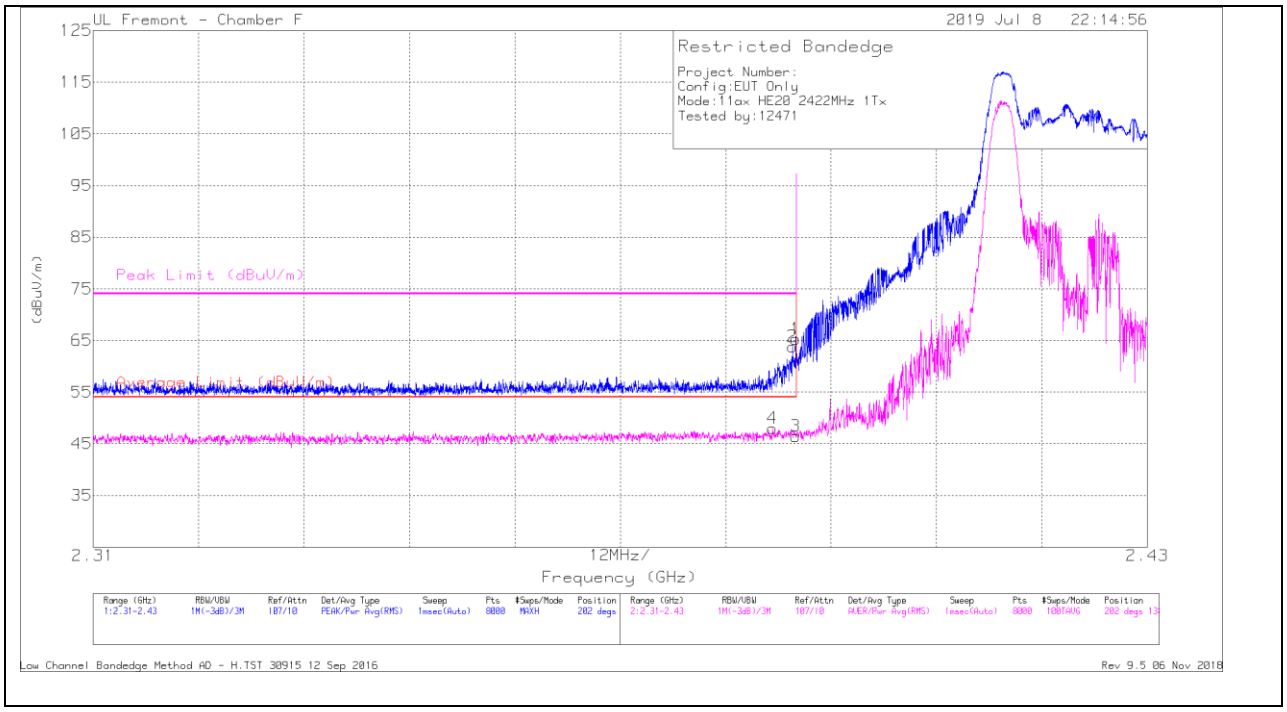

Marker	Frequency (GHz)	Meter Reading (dBuV)	Det	AF T345 (dB/m)	Amp/Cbl/Fltr /Pad (dB)	Corrected Reading (dBuV/m)	Average Limit (dBuV/m)	Margin (dB)	Peak Limit (dBuV/m)	PK Margin (dB)	Azimuth (Degs)	Height (cm)	Polarity
1	* 2.39	47.81	Pk	32	-14.5	65.31	-	-	74	-8.69	202	138	H
2	* 2.39	46.31	Pk	32	-14.5	63.81	-	-	74	-10.19	202	138	H
3	* 2.39	28.97	RMS	32	-14.5	46.47	54	-7.53	-	-	202	138	H
4	* 2.387	30.57	RMS	31.9	-14.5	47.97	54	-6.03	-	-	202	138	H

* - indicates frequency in CFR47 Pt 15 / IC RSS-Restricted Band
Pk - Peak detector
RMS - RMS detection

UL VERIFICATION SERVICES INC.
47173 Benicia Street, Fremont, CA 94538; USA TEL:(510) 319-4000 FAX:(510) 661-0888
This report shall not be reproduced except in full, without the written approval of UL Verification Services Inc.

VERTICAL RESULT

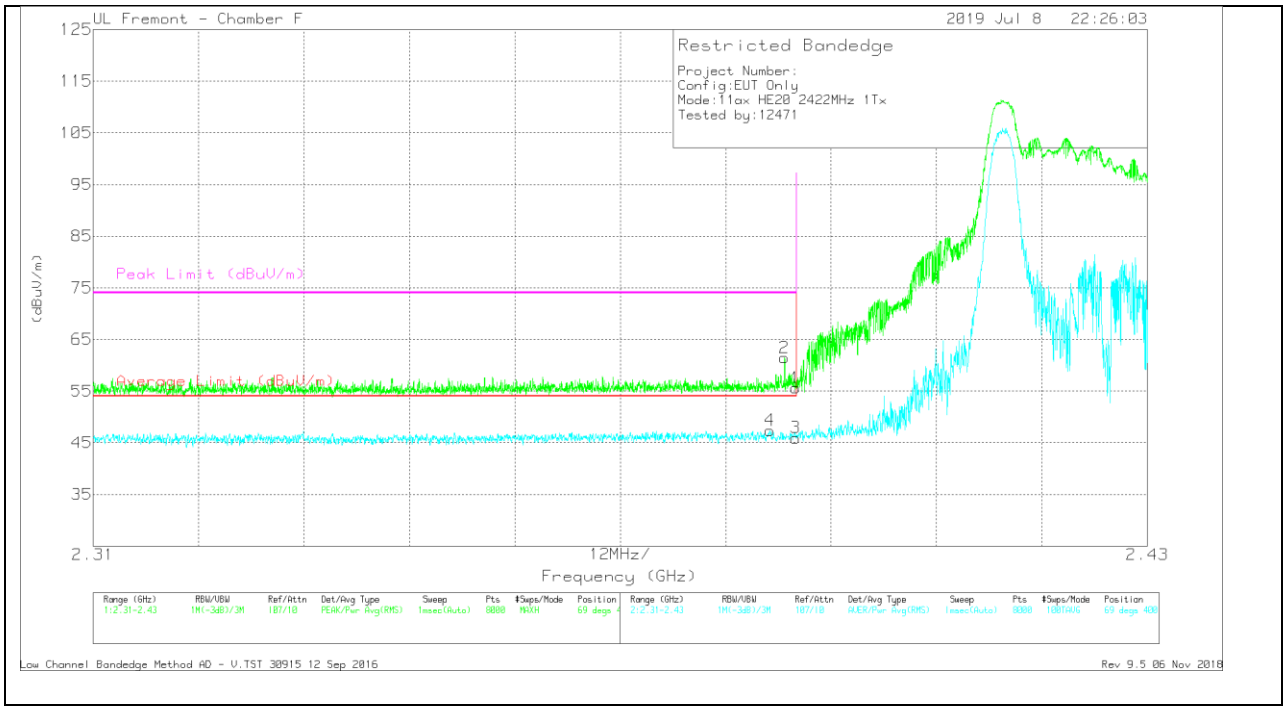

Marker	Frequency (GHz)	Meter Reading (dBuV)	Det	AF T345 (dB/m)	Amp/Cbl/Fltr /Pad (dB)	Corrected Reading (dBuV/m)	Average Limit (dBuV/m)	Margin (dB)	Peak Limit (dBuV/m)	PK Margin (dB)	Azimuth (Degs)	Height (cm)	Polarity
1	* 2.39	38.13	Pk	32	-14.5	55.63	-	-	74	-18.37	69	400	V
2	* 2.389	43.94	Pk	32	-14.5	61.44	-	-	74	-12.56	69	400	V
3	* 2.39	28.45	RMS	32	-14.5	45.95	54	-8.05	-	-	69	400	V
4	* 2.387	29.99	RMS	31.9	-14.5	47.39	54	-6.61	-	-	69	400	V

* - indicates frequency in CFR47 Pt 15 / IC RSS-Restricted Band
Pk - Peak detector
RMS - RMS detection

UL VERIFICATION SERVICES INC.
47173 Benicia Street, Fremont, CA 94538; USA TEL:(510) 319-4000 FAX:(510) 661-0888
This report shall not be reproduced except in full, without the written approval of UL Verification Services Inc.

Antenna 4 LEGACY SISO MODE: 26-Tones, RU Index 8

BANDEDGE (HIGH CHANNEL, CH 9)

HORIZONTAL RESULT

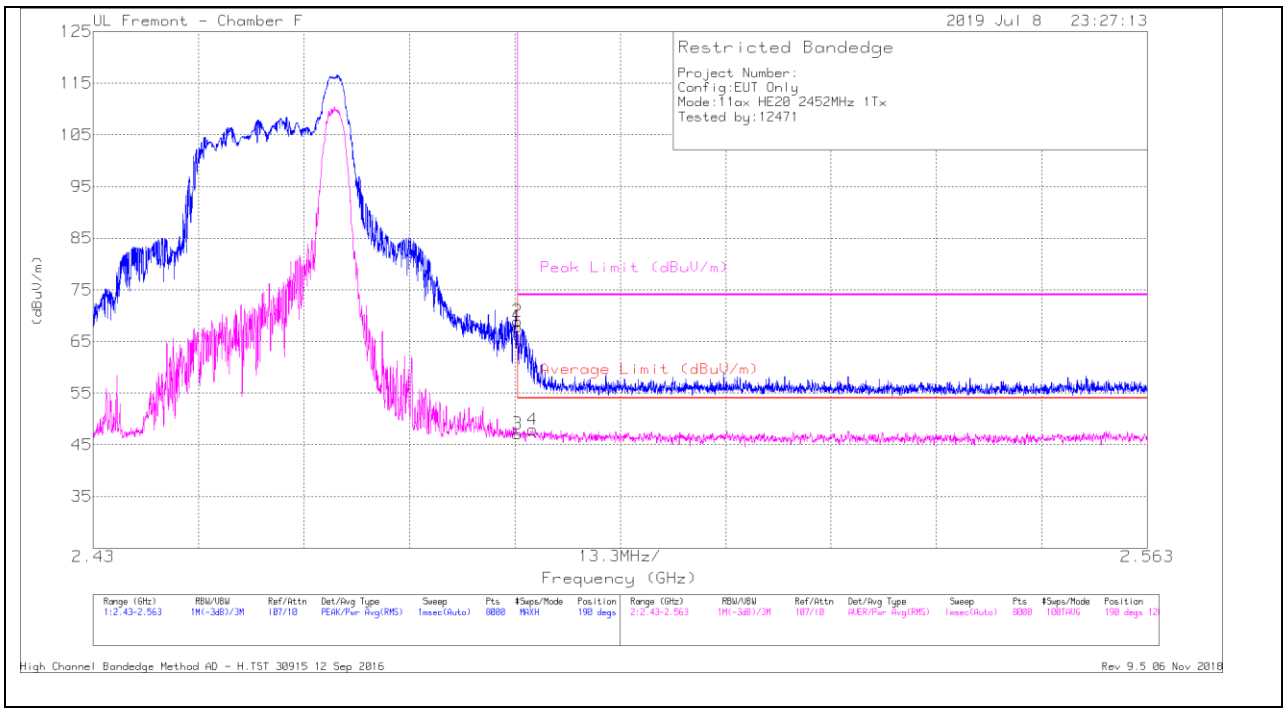

Marker	Frequency (GHz)	Meter Reading (dBuV)	Det	AF T345 (dB/m)	Amp/Cbl/Fltr /Pad (dB)	Corrected Reading (dBuV/m)	Average Limit (dBuV/m)	Margin (dB)	Peak Limit (dBuV/m)	PK Margin (dB)	Azimuth (Degs)	Height (cm)	Polarity
1	* 2.484	50.16	Pk	32.4	-14.7	67.86	-	-	74	-6.14	190	126	H
2	* 2.484	51.2	Pk	32.4	-14.7	68.9	-	-	74	-5.1	190	126	H
3	* 2.484	29.42	RMS	32.4	-14.7	47.12	54	-6.88	-	-	190	126	H
4	* 2.485	30.12	RMS	32.4	-14.6	47.92	54	-6.08	-	-	190	126	H

* - indicates frequency in CFR47 Pt 15 / IC RSS-Restricted Band
Pk - Peak detector
RMS - RMS detection

UL VERIFICATION SERVICES INC.
47173 Benicia Street, Fremont, CA 94538; USA TEL:(510) 319-4000 FAX:(510) 661-0888
This report shall not be reproduced except in full, without the written approval of UL Verification Services Inc.

VERTICAL RESULT

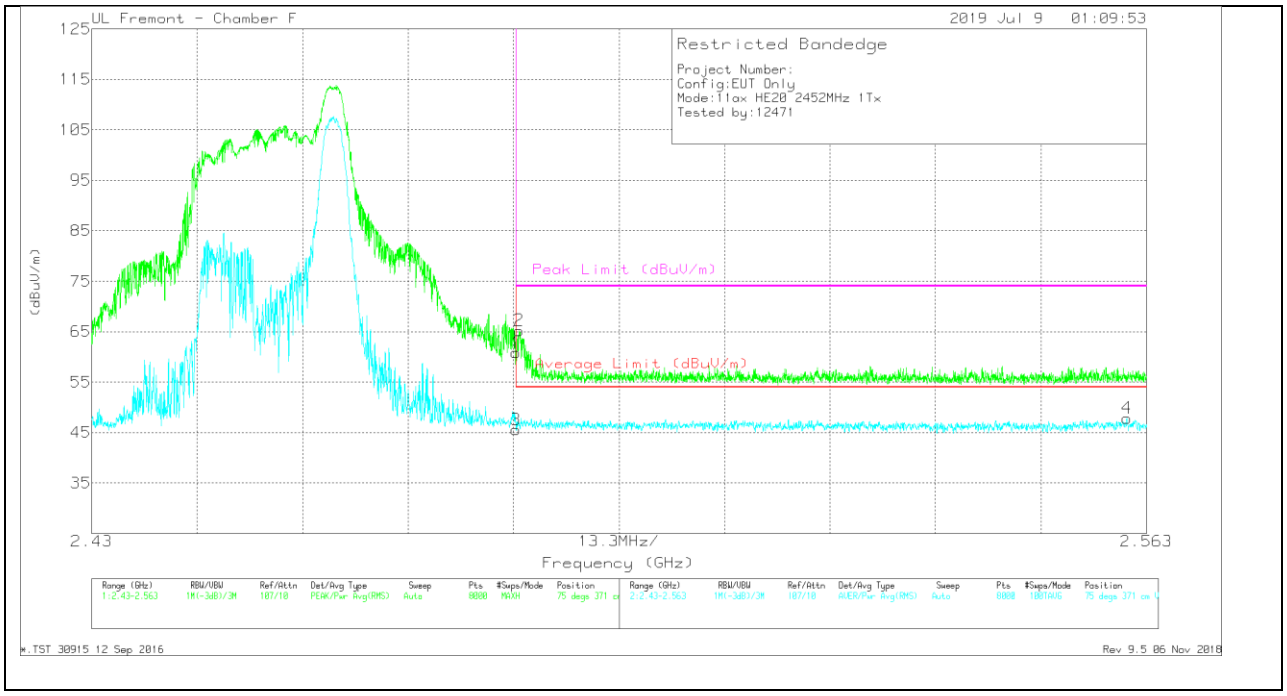

Marker	Frequency (GHz)	Meter Reading (dBuV)	Det	AF T345 (dB/m)	Amp/Cbl/Fltr /Pad (dB)	Corrected Reading (dBuV/m)	Average Limit (dBuV/m)	Margin (dB)	Peak Limit (dBuV/m)	PK Margin (dB)	Azimuth (Degs)	Height (cm)	Polarity
1	* 2.484	43.09	Pk	32.4	-14.7	60.79	-	-	74	-13.21	75	371	V
2	* 2.484	47.55	Pk	32.4	-14.7	65.25	-	-	74	-8.75	75	371	V
3	* 2.484	27.93	RMS	32.4	-14.7	45.63	54	-8.37	-	-	75	371	V
4	2.561	30.07	RMS	32.4	-14.6	47.87	54	-6.13	-	-	75	371	V

* - indicates frequency in CFR47 Pt 15 / IC RSS-Restricted Band
Pk - Peak detector
RMS - RMS detection

UL VERIFICATION SERVICES INC.
47173 Benicia Street, Fremont, CA 94538; USA TEL:(510) 319-4000 FAX:(510) 661-0888
This report shall not be reproduced except in full, without the written approval of UL Verification Services Inc.

BANDEDGE (HIGH CHANNEL, CH 10)

HORIZONTAL RESULT

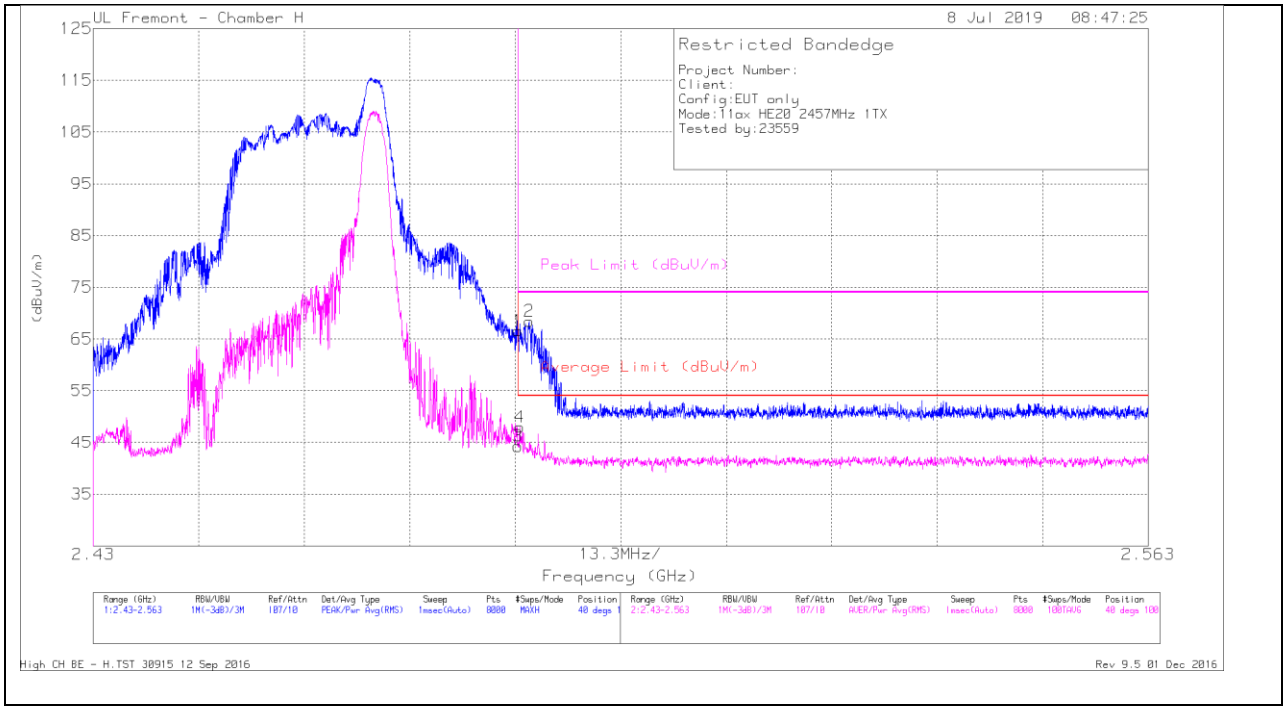

Marker	Frequency (GHz)	Meter Reading (dBuV)	Det	AF T863 (dB/m)	Amp/Cbl/Fltr/Pad (dB)	Corrected Reading (dBuV/m)	Average Limit (dBuV/m)	Margin (dB)	Peak Limit (dBuV/m)	PK Margin (dB)	Azimuth (Degs)	Height (cm)	Polarity
1	* 2.484	57.36	Pk	32.5	-23.3	66.56	-	-	74	-7.44	40	100	H
2	* 2.485	59.21	Pk	32.5	-23.3	68.41	-	-	74	-5.59	40	100	H
3	* 2.484	35.08	RMS	32.5	-23.3	44.28	54	-9.72	-	-	40	100	H
4	* 2.484	38.75	RMS	32.5	-23.3	47.95	54	-6.05	-	-	40	100	H

* - indicates frequency in CFR47 Pt 15 / IC RSS-Restricted Band
Pk - Peak detector
RMS - RMS detection

UL VERIFICATION SERVICES INC.
47173 Benicia Street, Fremont, CA 94538; USA TEL:(510) 319-4000 FAX:(510) 661-0888
This report shall not be reproduced except in full, without the written approval of UL Verification Services Inc.

VERTICAL RESULT

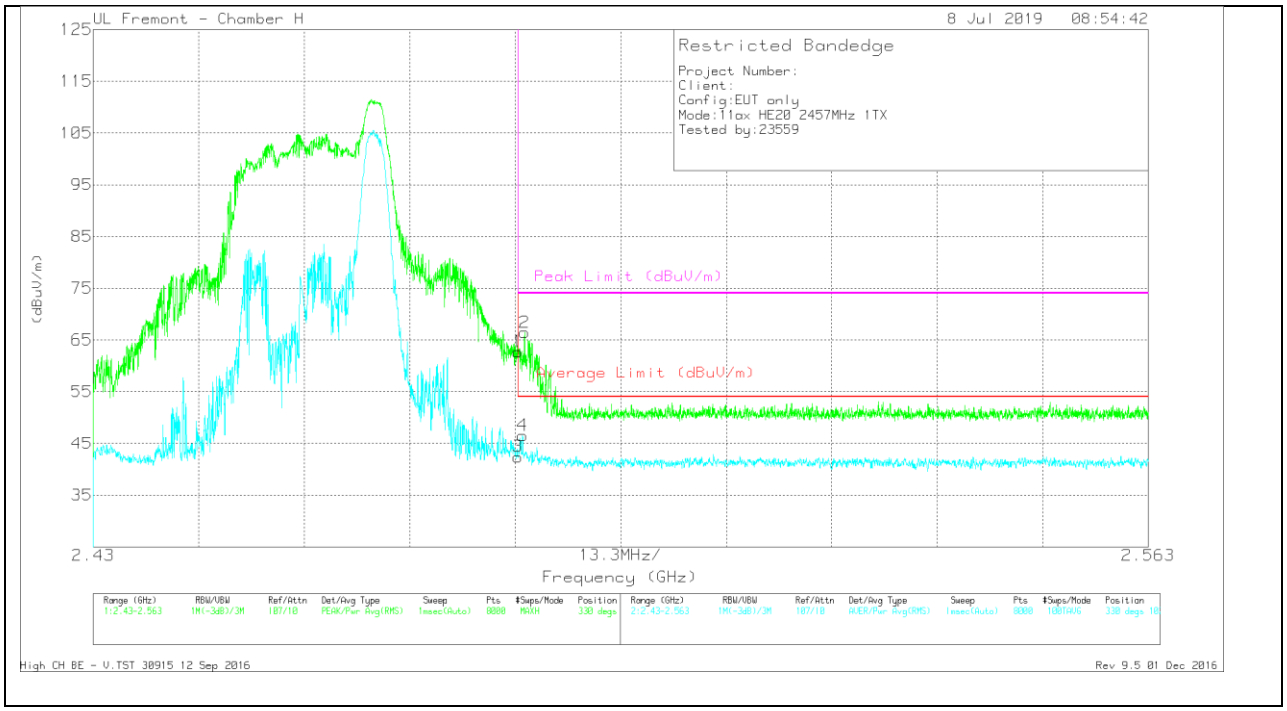

Marker	Frequency (GHz)	Meter Reading (dBuV)	Det	AF T863 (dB/m)	Amp/Cbl/Fltr/Pad (dB)	Corrected Reading (dBuV/m)	Average Limit (dBuV/m)	Margin (dB)	Peak Limit (dBuV/m)	PK Margin (dB)	Azimuth (Degs)	Height (cm)	Polarity
1	* 2.484	53.51	Pk	32.5	-23.3	62.71	-	-	74	-11.29	330	102	V
2	* 2.484	57.25	Pk	32.5	-23.3	66.45	-	-	74	-7.55	330	102	V
3	* 2.484	33.23	RMS	32.5	-23.3	42.43	54	-11.57	-	-	330	102	V
4	* 2.484	37.35	RMS	32.5	-23.3	46.55	54	-7.45	-	-	330	102	V

* - indicates frequency in CFR47 Pt 15 / IC RSS-Restricted Band
Pk - Peak detector
RMS - RMS detection

UL VERIFICATION SERVICES INC.
47173 Benicia Street, Fremont, CA 94538; USA TEL:(510) 319-4000 FAX:(510) 661-0888
This report shall not be reproduced except in full, without the written approval of UL Verification Services Inc.

BANDEDGE (HIGH CHANNEL, CH 11)

HORIZONTAL RESULT

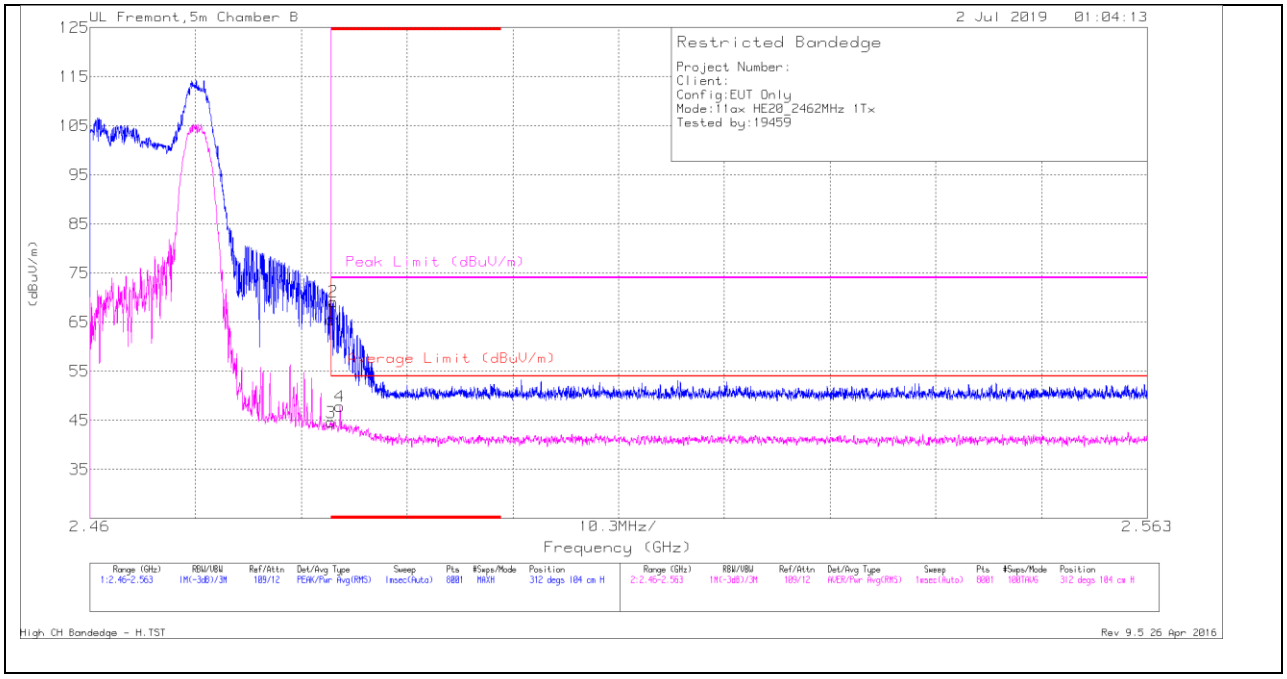

Marker	Frequency (GHz)	Meter Reading (dBuV)	Det	AF T344 (dB/m)	Amp/Cbl/Fltr/Pad (dB)	Corrected Reading (dBuV/m)	Average Limit (dBuV/m)	Margin (dB)	Peak Limit (dBuV/m)	PK Margin (dB)	Azimuth (Degs)	Height (cm)	Polarity
1	* 2.484	52.1	Pk	32.3	-18.9	65.5	-	-	74	-8.5	312	104	H
2	* 2.484	55.77	Pk	32.3	-18.9	69.17	-	-	74	-4.83	312	104	H
3	* 2.484	31.21	RMS	32.3	-18.9	44.61	54	-9.39	-	-	312	104	H
4	* 2.484	34.47	RMS	32.3	-18.9	47.87	54	-6.13	-	-	312	104	H

* - indicates frequency in CFR47 Pt 15 / IC RSS-Restricted Band
Pk - Peak detector
RMS - RMS detection

UL VERIFICATION SERVICES INC.
47173 Benicia Street, Fremont, CA 94538; USA TEL:(510) 319-4000 FAX:(510) 661-0888
This report shall not be reproduced except in full, without the written approval of UL Verification Services Inc.

VERTICAL RESULT

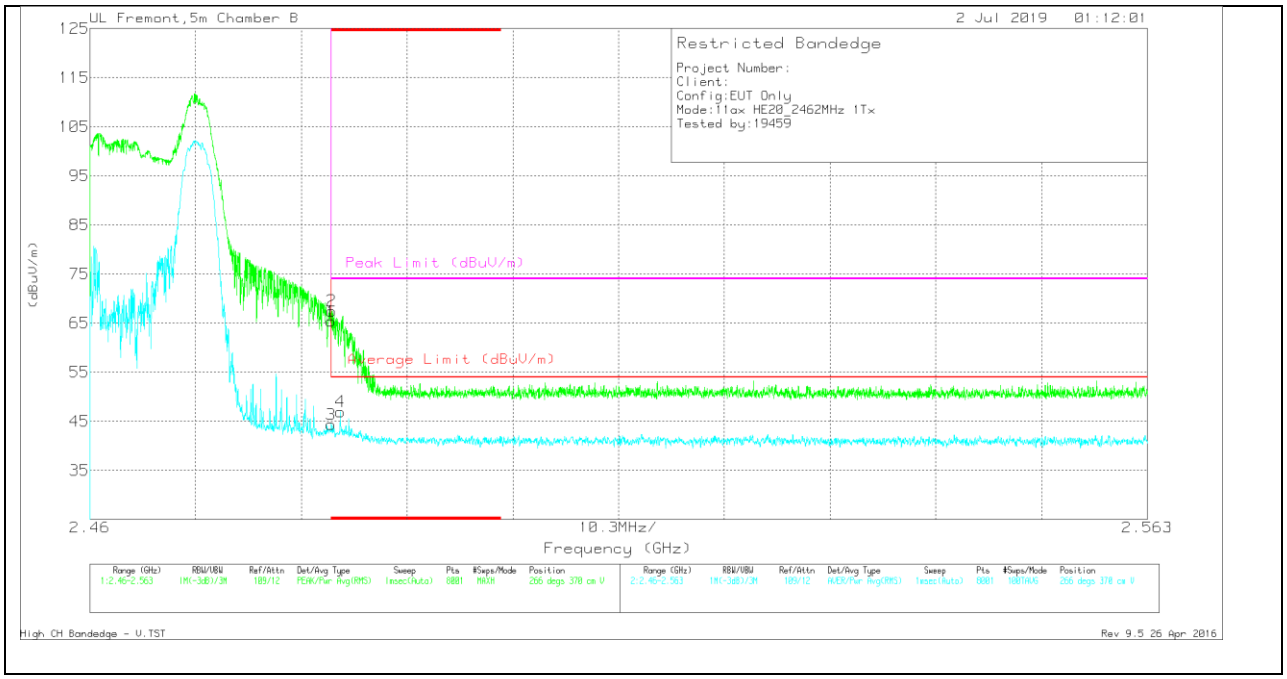

Marker	Frequency (GHz)	Meter Reading (dBuV)	Det	AF T344 (dB/m)	Amp/Cbl/Fltr/Pad (dB)	Corrected Reading (dBuV/m)	Average Limit (dBuV/m)	Margin (dB)	Peak Limit (dBuV/m)	PK Margin (dB)	Azimuth (Degs)	Height (cm)	Polarity
1	* 2.484	51.99	Pk	32.3	-18.9	65.39	-	-	74	-8.61	266	370	V
2	* 2.484	54.1	Pk	32.3	-18.9	67.5	-	-	74	-6.5	266	370	V
3	* 2.484	30.98	RMS	32.3	-18.9	44.38	54	-9.62	-	-	266	370	V
4	* 2.484	33.59	RMS	32.3	-18.9	46.99	54	-7.01	-	-	266	370	V

* - indicates frequency in CFR47 Pt 15 / IC RSS-Restricted Band
Pk - Peak detector
RMS - RMS detection

UL VERIFICATION SERVICES INC.
47173 Benicia Street, Fremont, CA 94538; USA TEL:(510) 319-4000 FAX:(510) 661-0888
This report shall not be reproduced except in full, without the written approval of UL Verification Services Inc.

BANDEDGE (HIGH CHANNEL, CH 12)

HORIZONTAL RESULT

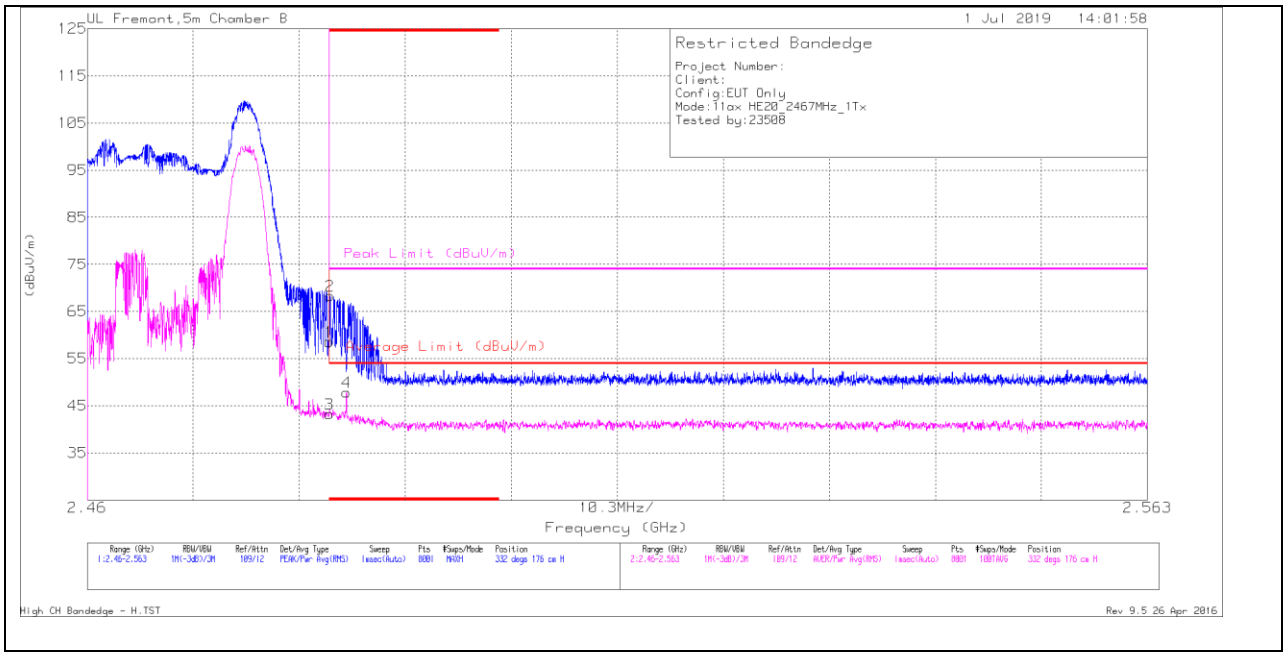

Marker	Frequency (GHz)	Meter Reading (dBuV)	Det	AF T344 (dB/m)	Amp/Cbl/Fltr/Pad (dB)	Corrected Reading (dBuV/m)	Average Limit (dBuV/m)	Margin (dB)	Peak Limit (dBuV/m)	PK Margin (dB)	Azimuth (Degs)	Height (cm)	Polarity
1	* 2.484	45.22	Pk	32.3	-18.9	58.62	-	-	74	-15.38	332	176	H
2	* 2.484	54.95	Pk	32.3	-18.9	68.35	-	-	74	-5.65	332	176	H
3	* 2.484	29.88	RMS	32.3	-18.9	43.28	54	-10.72	-	-	332	176	H
4	* 2.485	34.47	RMS	32.3	-18.9	47.87	54	-6.13	-	-	332	176	H

* - indicates frequency in CFR47 Pt 15 / IC RSS-Restricted Band
Pk - Peak detector
RMS - RMS detection

UL VERIFICATION SERVICES INC.
47173 Benicia Street, Fremont, CA 94538; USA TEL:(510) 319-4000 FAX:(510) 661-0888
This report shall not be reproduced except in full, without the written approval of UL Verification Services Inc.

VERTICAL RESULT

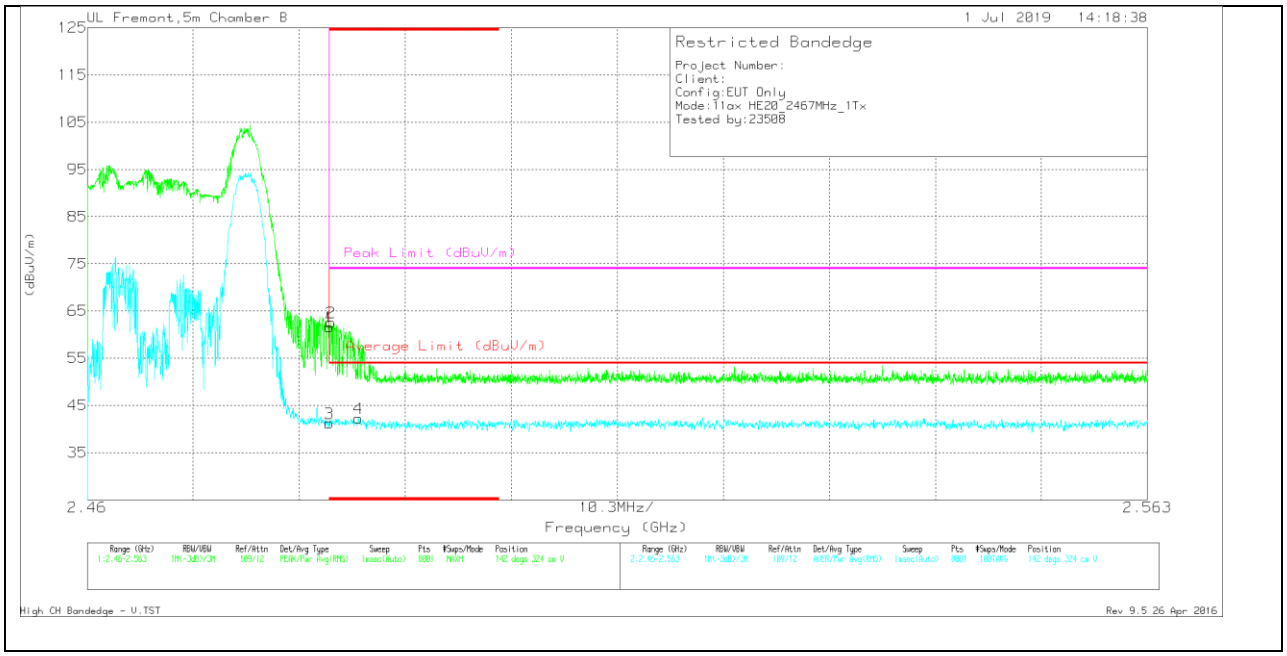

Marker	Frequency (GHz)	Meter Reading (dBuV)	Det	AF T344 (dB/m)	Amp/Cbl/Fltr/Pad (dB)	Corrected Reading (dBuV/m)	Average Limit (dBuV/m)	Margin (dB)	Peak Limit (dBuV/m)	PK Margin (dB)	Azimuth (Degs)	Height (cm)	Polarity
1	* 2.484	48.23	Pk	32.3	-18.9	61.63	-	-	74	-12.37	142	324	V
2	* 2.484	49.19	Pk	32.3	-18.9	62.59	-	-	74	-11.41	142	324	V
3	* 2.484	27.83	RMS	32.3	-18.9	41.23	54	-12.77	-	-	142	324	V
4	* 2.486	28.89	RMS	32.3	-18.9	42.29	54	-11.71	-	-	142	324	V

* - indicates frequency in CFR47 Pt 15 / IC RSS-Restricted Band
Pk - Peak detector
RMS - RMS detection

UL VERIFICATION SERVICES INC.
47173 Benicia Street, Fremont, CA 94538; USA TEL:(510) 319-4000 FAX:(510) 661-0888
This report shall not be reproduced except in full, without the written approval of UL Verification Services Inc.

BANDEDGE (HIGH CHANNEL, CH 13)

HORIZONTAL RESULT

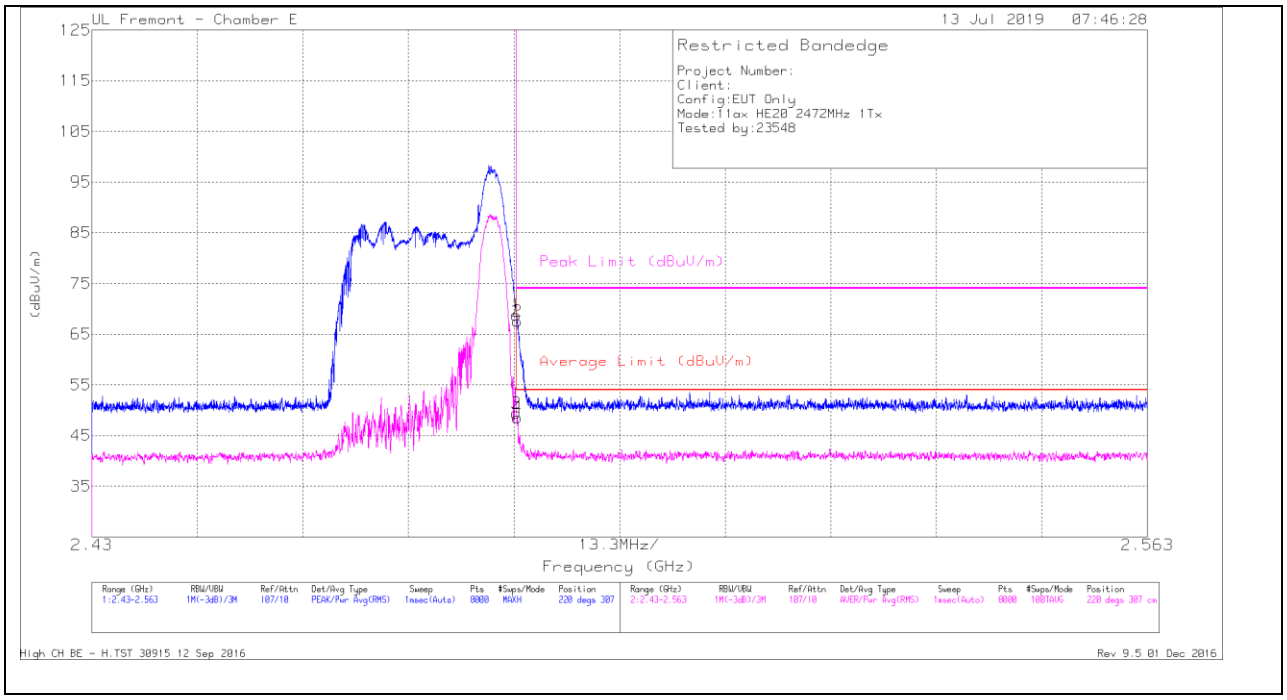

Marker	Frequency (GHz)	Meter Reading (dBuV)	Det	AF T119 (dB/m)	Amp/Cbl/Fltr/Pad (dB)	Corrected Reading (dBuV/m)	Average Limit (dBuV/m)	Margin (dB)	Peak Limit (dBuV/m)	PK Margin (dB)	Azimuth (Degs)	Height (cm)	Polarity
1	* 2.484	62.33	Pk	32.8	-26.3	68.83	-	-	74	-5.17	220	307	H
2	* 2.484	61.03	Pk	32.8	-26.3	67.53	-	-	74	-6.47	220	307	H
3	* 2.484	42.88	RMS	32.8	-26.3	49.38	54	-4.62	-	-	220	307	H
4	* 2.484	42.08	RMS	32.8	-26.3	48.58	54	-5.42	-	-	220	307	H

* - indicates frequency in CFR47 Pt 15 / IC RSS-Restricted Band
Pk - Peak detector
RMS - RMS detection

UL VERIFICATION SERVICES INC.
47173 Benicia Street, Fremont, CA 94538; USA TEL:(510) 319-4000 FAX:(510) 661-0888
This report shall not be reproduced except in full, without the written approval of UL Verification Services Inc.