VERTICAL RESULT

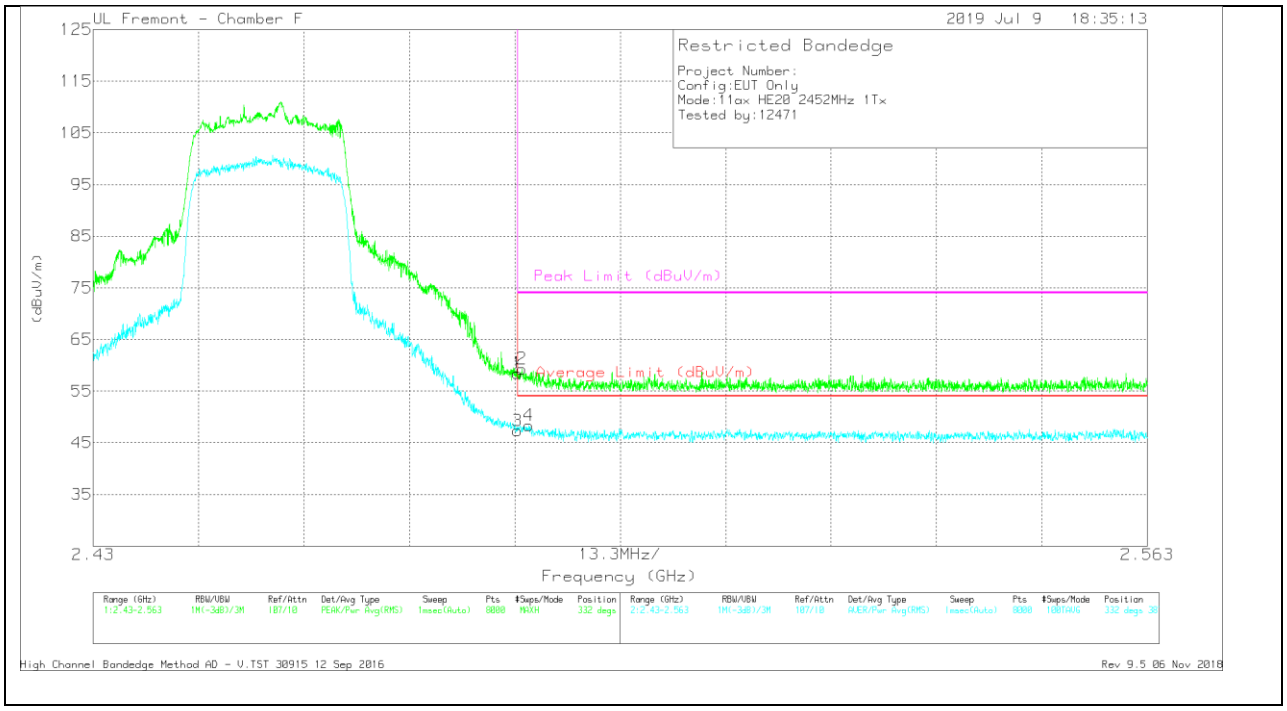

Marker	Frequency (GHz)	Meter Reading (dBuV)	Det	AF T345 (dB/m)	Amp/Cbl/Fltr /Pad (dB)	Corrected Reading (dBuV/m)	Average Limit (dBuV/m)	Margin (dB)	Peak Limit (dBuV/m)	PK Margin (dB)	Azimuth (Degs)	Height (cm)	Polarity
1	* 2.484	40.78	Pk	32.4	-14.7	58.48	-	-	74	-15.52	332	387	V
2	* 2.484	41.61	Pk	32.4	-14.7	59.31	-	-	74	-14.69	332	387	V
3	* 2.484	29.63	RMS	32.4	-14.7	47.33	54	-6.67	-	-	332	387	V
4	* 2.485	30.56	RMS	32.4	-14.6	48.36	54	-5.64	-	-	332	387	V

* - indicates frequency in CFR47 Pt 15 / IC RSS-Restricted Band
Pk - Peak detector
RMS - RMS detection

UL VERIFICATION SERVICES INC.
47173 Benicia Street, Fremont, CA 94538; USA TEL:(510) 319-4000 FAX:(510) 661-0888
This report shall not be reproduced except in full, without the written approval of UL Verification Services Inc.

BANDEDGE (HIGH CHANNEL, CH 10)

HORIZONTAL RESULT

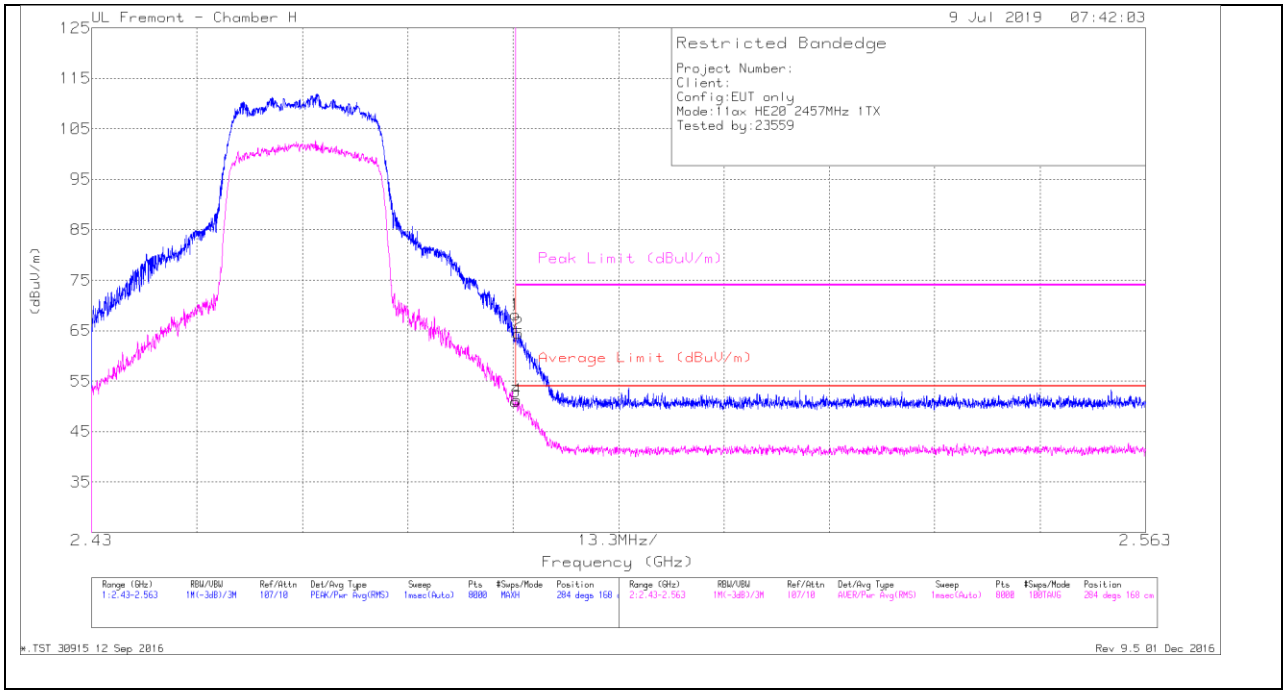

Marker	Frequency (GHz)	Meter Reading (dBuV)	Det	AF T863 (dB/m)	Amp/Cbl/Fltr/Pad (dB)	Corrected Reading (dBuV/m)	Average Limit (dBuV/m)	Margin (dB)	Peak Limit (dBuV/m)	PK Margin (dB)	Azimuth (Degs)	Height (cm)	Polarity
1	* 2.484	59.01	Pk	32.5	-23.3	68.21	-	-	74	-5.79	284	168	H
2	* 2.484	55.3	Pk	32.5	-23.3	64.5	-	-	74	-9.5	284	168	H
3	* 2.484	41.68	RMS	32.5	-23.3	50.88	54	-3.12	-	-	284	168	H
4	* 2.484	42.08	RMS	32.5	-23.3	51.28	54	-2.72	-	-	284	168	H

* - indicates frequency in CFR47 Pt 15 / IC RSS-Restricted Band
Pk - Peak detector
RMS - RMS detection

UL VERIFICATION SERVICES INC.
47173 Benicia Street, Fremont, CA 94538; USA TEL:(510) 319-4000 FAX:(510) 661-0888
This report shall not be reproduced except in full, without the written approval of UL Verification Services Inc.

VERTICAL RESULT

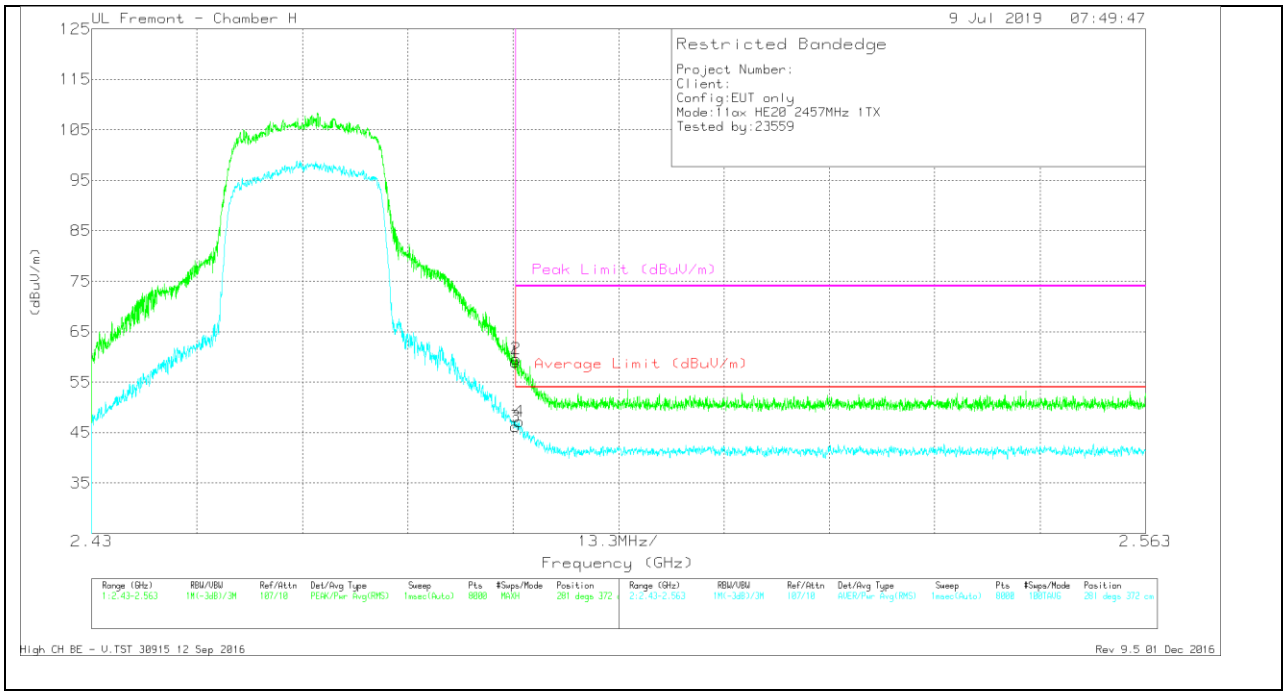

Marker	Frequency (GHz)	Meter Reading (dBuV)	Det	AF T863 (dB/m)	Amp/Cbl/Fltr/Pad (dB)	Corrected Reading (dBuV/m)	Average Limit (dBuV/m)	Margin (dB)	Peak Limit (dBuV/m)	PK Margin (dB)	Azimuth (Degs)	Height (cm)	Polarity
1	* 2.484	49.81	Pk	32.5	-23.3	59.01	-	-	74	-14.99	281	372	V
2	* 2.484	50.36	Pk	32.5	-23.3	59.56	-	-	74	-14.44	281	372	V
3	* 2.484	36.99	RMS	32.5	-23.3	46.19	54	-7.81	-	-	281	372	V
4	* 2.484	37.98	RMS	32.5	-23.3	47.18	54	-6.82	-	-	281	372	V

* - indicates frequency in CFR47 Pt 15 / IC RSS-Restricted Band
Pk - Peak detector
RMS - RMS detection

UL VERIFICATION SERVICES INC.
47173 Benicia Street, Fremont, CA 94538; USA TEL:(510) 319-4000 FAX:(510) 661-0888
This report shall not be reproduced except in full, without the written approval of UL Verification Services Inc.

BANDEDGE (HIGH CHANNEL, CH 11)

HORIZONTAL RESULT

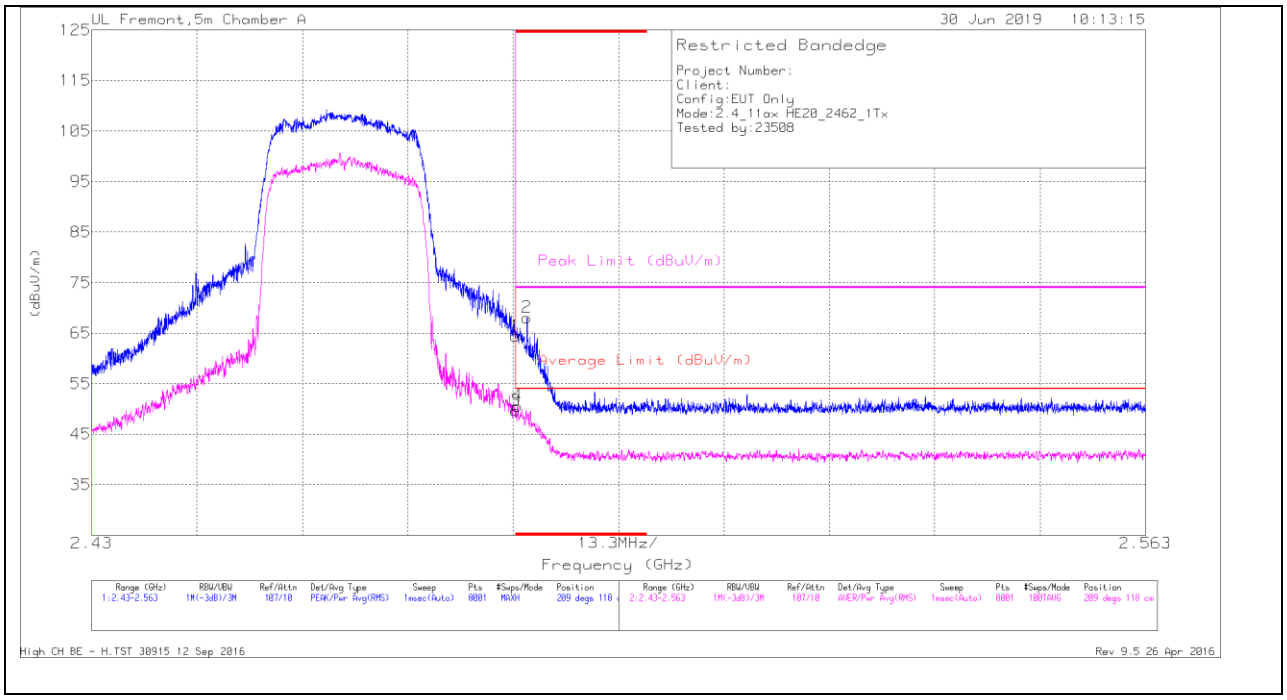

Marker	Frequency (GHz)	Meter Reading (dBuV)	Det	AF T346 (dB/m)	Amp/Cbl/Fltr/Pad (dB)	Corrected Reading (dBuV/m)	Average Limit (dBuV/m)	Margin (dB)	Peak Limit (dBuV/m)	PK Margin (dB)	Azimuth (Degs)	Height (cm)	Polarity
1	* 2.484	53.96	Pk	32.6	-22.1	64.46	-	-	74	-9.54	209	118	H
2	* 2.485	57.61	Pk	32.6	-22.1	68.11	-	-	74	-5.89	209	118	H
3	* 2.484	39.21	RMS	32.6	-22.1	49.71	54	-4.29	-	-	209	118	H
4	* 2.484	40.1	RMS	32.6	-22.1	50.6	54	-3.4	-	-	209	118	H

* - indicates frequency in CFR47 Pt 15 / IC RSS-Restricted Band
Pk - Peak detector
RMS - RMS detection

UL VERIFICATION SERVICES INC.
47173 Benicia Street, Fremont, CA 94538; USA TEL:(510) 319-4000 FAX:(510) 661-0888
This report shall not be reproduced except in full, without the written approval of UL Verification Services Inc.

VERTICAL RESULT

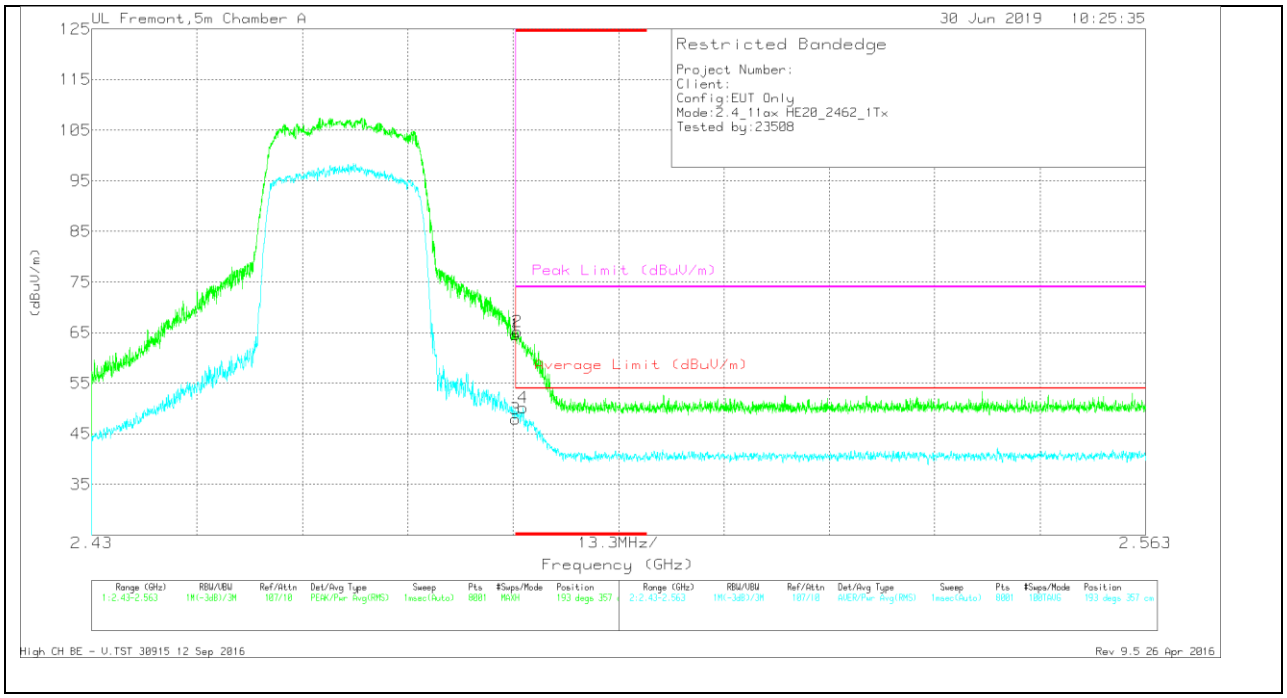

Marker	Frequency (GHz)	Meter Reading (dBuV)	Det	AF T346 (dB/m)	Amp/Cbl/Fltr/Pad (dB)	Corrected Reading (dBuV/m)	Average Limit (dBuV/m)	Margin (dB)	Peak Limit (dBuV/m)	PK Margin (dB)	Azimuth (Degs)	Height (cm)	Polarity
1	* 2.484	54.05	Pk	32.6	-22.1	64.55	-	-	74	-9.45	193	357	V
2	* 2.484	54.72	Pk	32.6	-22.1	65.22	-	-	74	-8.78	193	357	V
3	* 2.484	37.45	RMS	32.6	-22.1	47.95	54	-6.05	-	-	193	357	V
4	* 2.484	39.63	RMS	32.6	-22.1	50.13	54	-3.87	-	-	193	357	V

* - indicates frequency in CFR47 Pt 15 / IC RSS-Restricted Band
Pk - Peak detector
RMS - RMS detection

UL VERIFICATION SERVICES INC.
47173 Benicia Street, Fremont, CA 94538; USA TEL:(510) 319-4000 FAX:(510) 661-0888
This report shall not be reproduced except in full, without the written approval of UL Verification Services Inc.

BANDEDGE (HIGH CHANNEL, CH 12)

HORIZONTAL RESULT

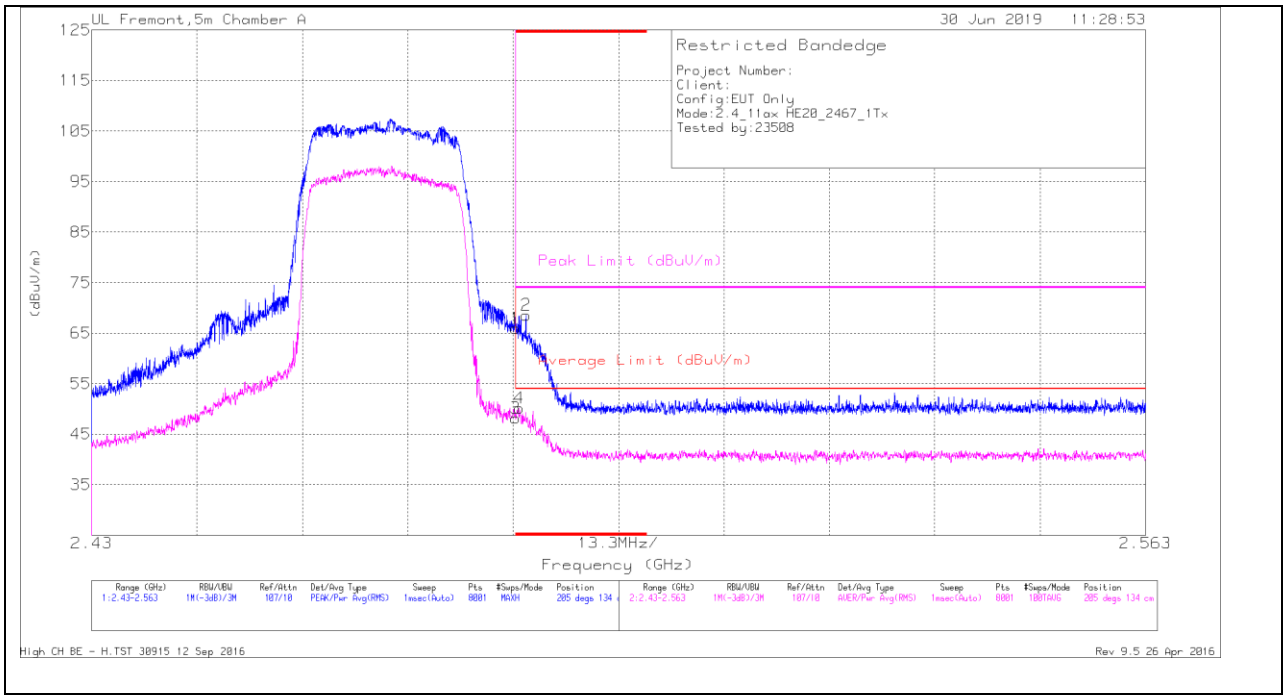

Marker	Frequency (GHz)	Meter Reading (dBuV)	Det	AF T346 (dB/m)	Amp/Cbl/Fltr/Pad (dB)	Corrected Reading (dBuV/m)	Average Limit (dBuV/m)	Margin (dB)	Peak Limit (dBuV/m)	PK Margin (dB)	Azimuth (Degs)	Height (cm)	Polarity
1	* 2.484	55.45	Pk	32.6	-22.1	65.95	-	-	74	-8.05	205	134	H
3	* 2.484	37.67	RMS	32.6	-22.1	48.17	54	-5.83	-	-	205	134	H
4	* 2.484	39.64	RMS	32.6	-22.1	50.14	54	-3.86	-	-	205	134	H
2	* 2.485	58.1	Pk	32.6	-22.1	68.6	-	-	74	-5.4	205	134	H

* - indicates frequency in CFR47 Pt 15 / IC RSS-Restricted Band
Pk - Peak detector
RMS - RMS detection

UL VERIFICATION SERVICES INC.
47173 Benicia Street, Fremont, CA 94538; USA TEL:(510) 319-4000 FAX:(510) 661-0888
This report shall not be reproduced except in full, without the written approval of UL Verification Services Inc.

VERTICAL RESULT

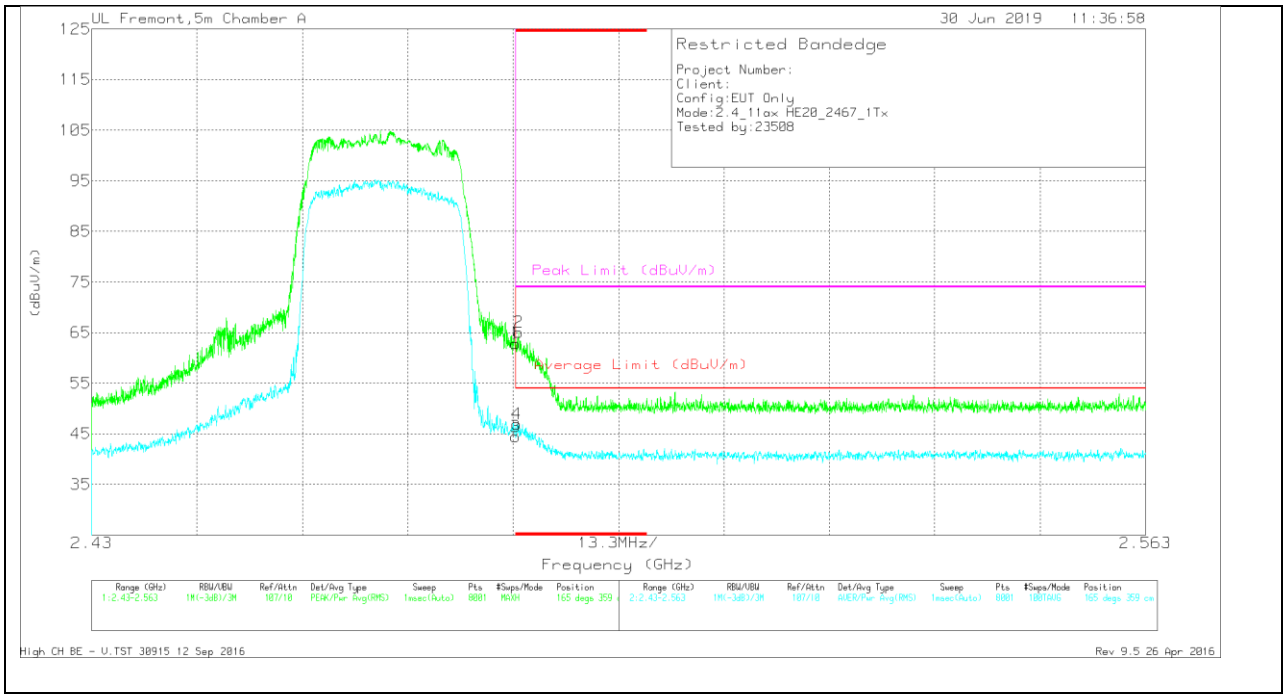

Marker	Frequency (GHz)	Meter Reading (dBuV)	Det	AF T346 (dB/m)	Amp/Cbl/Fltr/Pad (dB)	Corrected Reading (dBuV/m)	Average Limit (dBuV/m)	Margin (dB)	Peak Limit (dBuV/m)	PK Margin (dB)	Azimuth (Degs)	Height (cm)	Polarity
1	* 2.484	52.34	Pk	32.6	-22.1	62.84	-	-	74	-11.16	165	359	V
2	* 2.484	54.6	Pk	32.6	-22.1	65.1	-	-	74	-8.9	165	359	V
3	* 2.484	33.99	RMS	32.6	-22.1	44.49	54	-9.51	-	-	165	359	V
4	* 2.484	36.47	RMS	32.6	-22.1	46.97	54	-7.03	-	-	165	359	V

* - indicates frequency in CFR47 Pt 15 / IC RSS-Restricted Band
Pk - Peak detector
RMS - RMS detection

UL VERIFICATION SERVICES INC.
47173 Benicia Street, Fremont, CA 94538; USA TEL:(510) 319-4000 FAX:(510) 661-0888
This report shall not be reproduced except in full, without the written approval of UL Verification Services Inc.

BANDEDGE (HIGH CHANNEL, CH 13)

HORIZONTAL RESULT

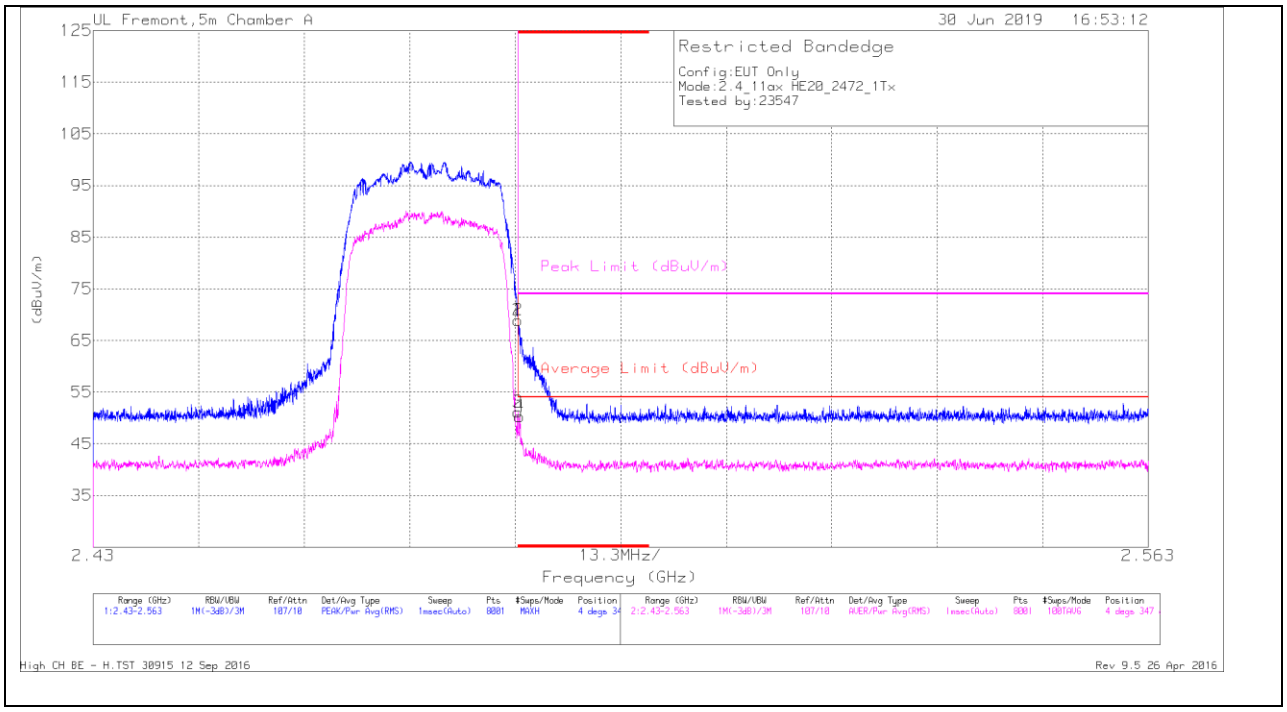

Marker	Frequency (GHz)	Meter Reading (dBuV)	Det	AF T346 (dB/m)	Amp/Cbl/Fltr/Pad (dB)	Corrected Reading (dBuV/m)	Average Limit (dBuV/m)	Margin (dB)	Peak Limit (dBuV/m)	PK Margin (dB)	Azimuth (Degs)	Height (cm)	Polarity
1	* 2.484	58.42	Pk	32.6	-22.1	68.92	-	-	74	-5.08	4	347	H
2	* 2.484	58.45	Pk	32.6	-22.1	68.95	-	-	74	-5.05	4	347	H
3	* 2.484	40.65	RMS	32.6	-22.1	51.15	54	-2.85	-	-	4	347	H
4	* 2.484	39.82	RMS	32.6	-22.1	50.32	54	-3.68	-	-	4	347	H

* - indicates frequency in CFR47 Pt 15 / IC RSS-Restricted Band
Pk - Peak detector
RMS - RMS detection

UL VERIFICATION SERVICES INC.
47173 Benicia Street, Fremont, CA 94538; USA TEL:(510) 319-4000 FAX:(510) 661-0888
This report shall not be reproduced except in full, without the written approval of UL Verification Services Inc.

VERTICAL RESULT

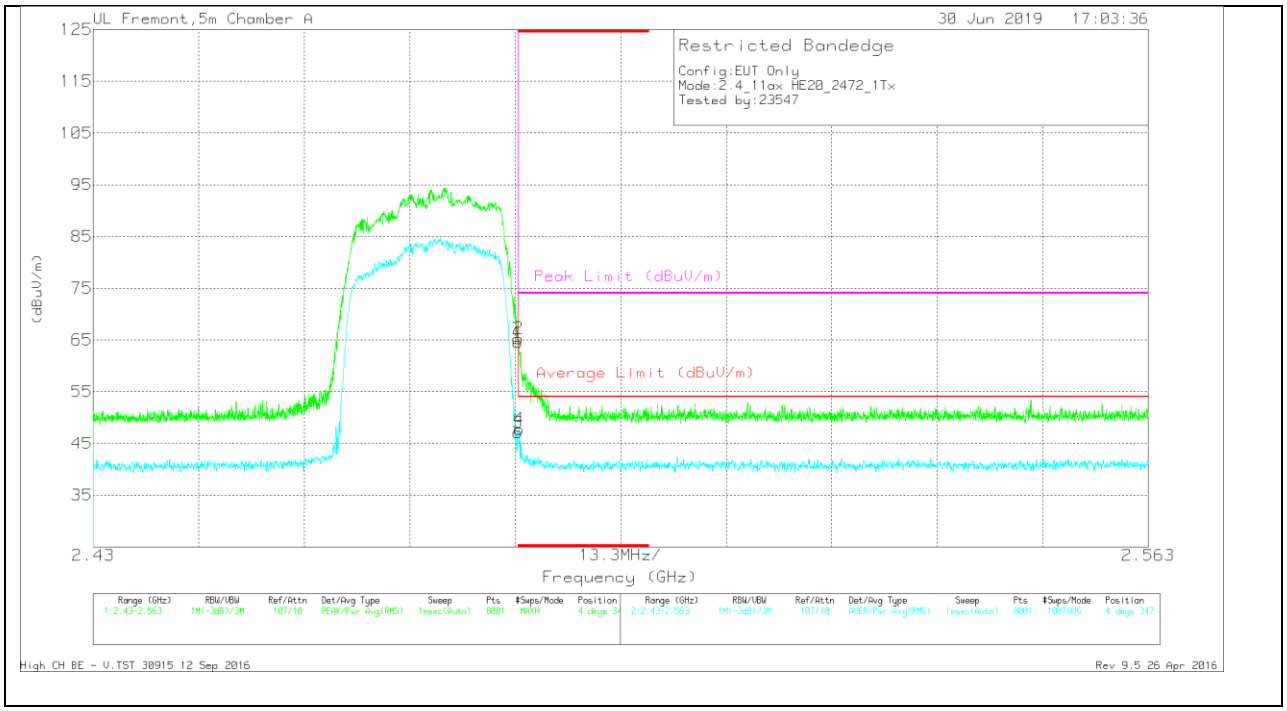

Marker	Frequency (GHz)	Meter Reading (dBuV)	Det	AF T346 (dB/m)	Amp/Cbl/Fltr/Pad (dB)	Corrected Reading (dBuV/m)	Average Limit (dBuV/m)	Margin (dB)	Peak Limit (dBuV/m)	PK Margin (dB)	Azimuth (Degs)	Height (cm)	Polarity
1	* 2.484	54	Pk	32.6	-22.1	64.5	-	-	74	-9.5	4	347	V
2	* 2.484	54.78	Pk	32.6	-22.1	65.28	-	-	74	-8.72	4	347	V
3	* 2.484	36.6	RMS	32.6	-22.1	47.1	54	-6.9	-	-	4	347	V
4	* 2.484	37.24	RMS	32.6	-22.1	47.74	54	-6.26	-	-	4	347	V

* - indicates frequency in CFR47 Pt 15 / IC RSS-Restricted Band
Pk - Peak detector
RMS - RMS detection

UL VERIFICATION SERVICES INC.
47173 Benicia Street, Fremont, CA 94538; USA TEL:(510) 319-4000 FAX:(510) 661-0888
This report shall not be reproduced except in full, without the written approval of UL Verification Services Inc.

9.1.4. TX ABOVE 1 GHz 802.11ax HE20 OFDMA MODE IN THE 2.4 GHz BAND

2TX ANTENNA 4 + ANTENNA 3 OFDMA MODE: 26-Tones, RU Index 0

BANDEDGE (LOW CHANNEL, CH 1)

HORIZONTAL RESULT

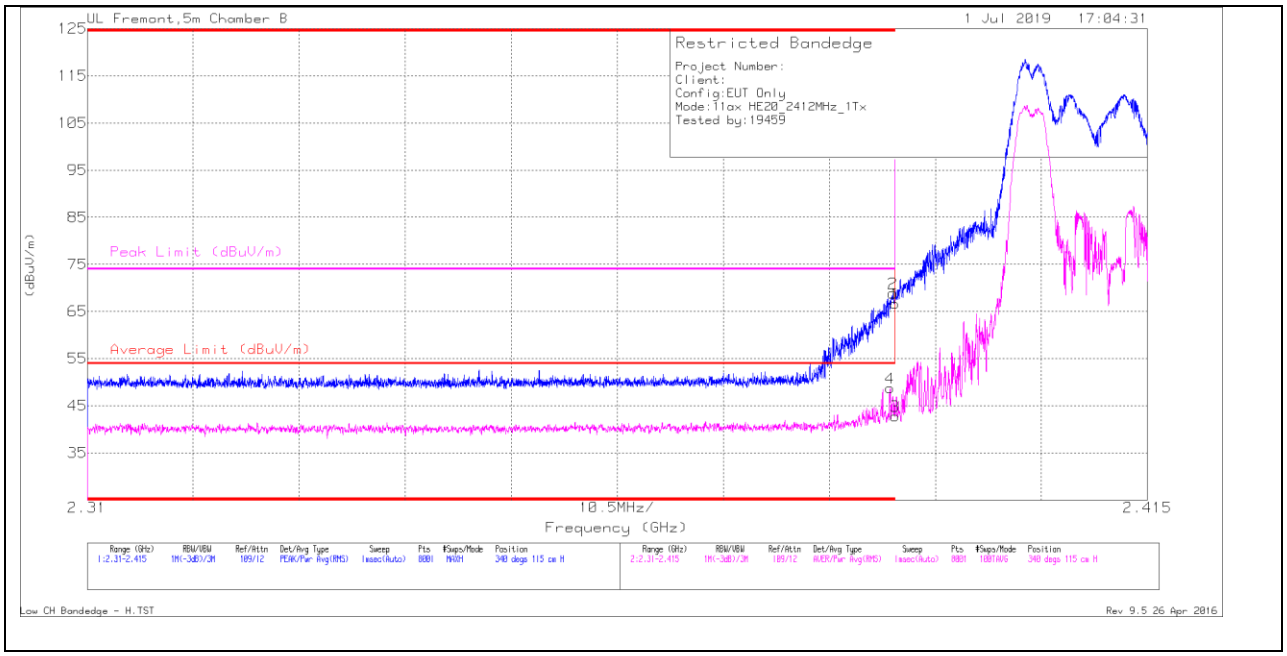

Marker	Frequency (GHz)	Meter Reading (dBuV)	Det	AF T344 (dB/m)	Amp/Cbl/Fltr/Pad (dB)	Corrected Reading (dBuV/m)	Average Limit (dBuV/m)	Margin (dB)	Peak Limit (dBuV/m)	PK Margin (dB)	Azimuth (Degs)	Height (cm)	Polarity
1	* 2.39	53.66	Pk	31.9	-18.9	66.66	-	-	74	-7.34	340	115	H
2	* 2.39	55.9	Pk	31.9	-18.9	68.9	-	-	74	-5.1	340	115	H
3	* 2.39	29.77	RMS	31.9	-18.9	42.77	54	-11.23	-	-	340	115	H
4	* 2.39	35.77	RMS	31.9	-18.9	48.77	54	-5.23	-	-	340	115	H

* - indicates frequency in CFR47 Pt 15 / IC RSS-Restricted Band
Pk - Peak detector
RMS - RMS detection

UL VERIFICATION SERVICES INC.
47173 Benicia Street, Fremont, CA 94538; USA TEL:(510) 319-4000 FAX:(510) 661-0888
This report shall not be reproduced except in full, without the written approval of UL Verification Services Inc.

VERTICAL RESULT

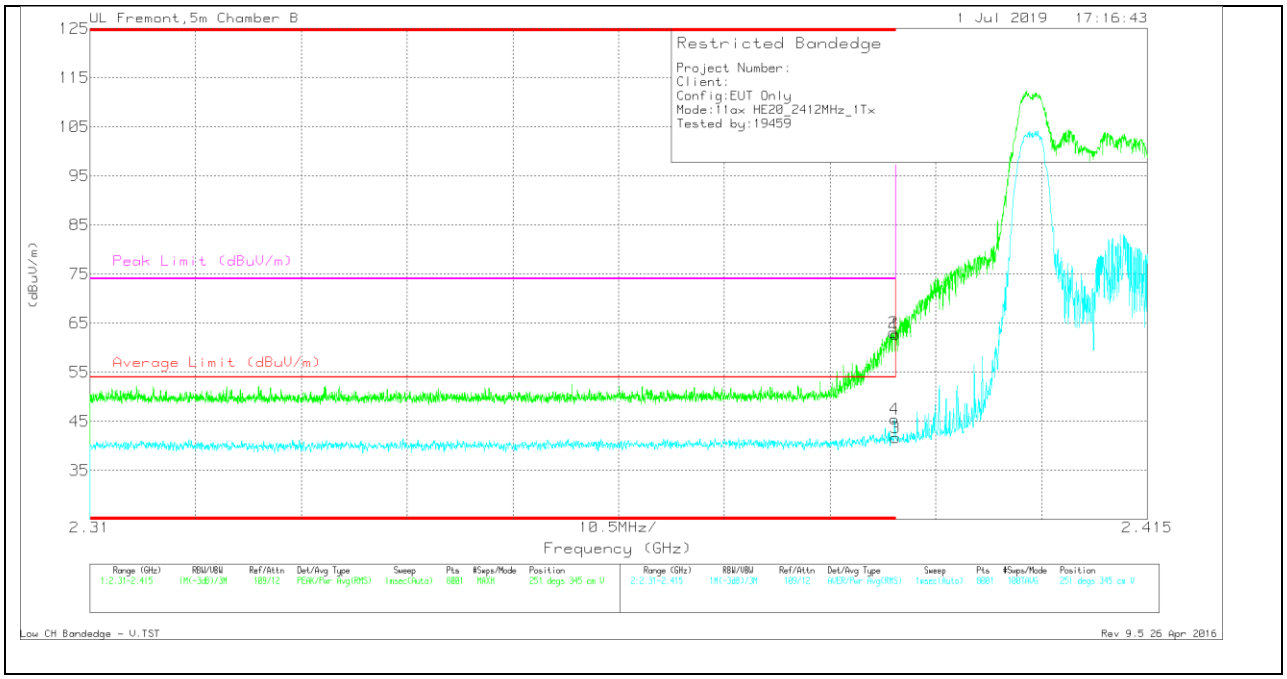

Marker	Frequency (GHz)	Meter Reading (dBuV)	Det	AF T344 (dB/m)	Amp/Cbl/Fltr/Pad (dB)	Corrected Reading (dBuV/m)	Average Limit (dBuV/m)	Margin (dB)	Peak Limit (dBuV/m)	PK Margin (dB)	Azimuth (Degs)	Height (cm)	Polarity
1	* 2.39	49.76	Pk	31.9	-18.9	62.76	-	-	74	-11.24	251	345	V
2	* 2.39	50.12	Pk	31.9	-18.9	63.12	-	-	74	-10.88	251	345	V
3	* 2.39	28.7	RMS	31.9	-18.9	41.7	54	-12.3	-	-	251	345	V
4	* 2.39	32.48	RMS	31.9	-18.9	45.48	54	-8.52	-	-	251	345	V

* - indicates frequency in CFR47 Pt 15 / IC RSS-Restricted Band
Pk - Peak detector
RMS - RMS detection

UL VERIFICATION SERVICES INC.
47173 Benicia Street, Fremont, CA 94538; USA TEL:(510) 319-4000 FAX:(510) 661-0888
This report shall not be reproduced except in full, without the written approval of UL Verification Services Inc.

BANDEDGE (LOW CHANNEL, CH 2)

HORIZONTAL RESULT

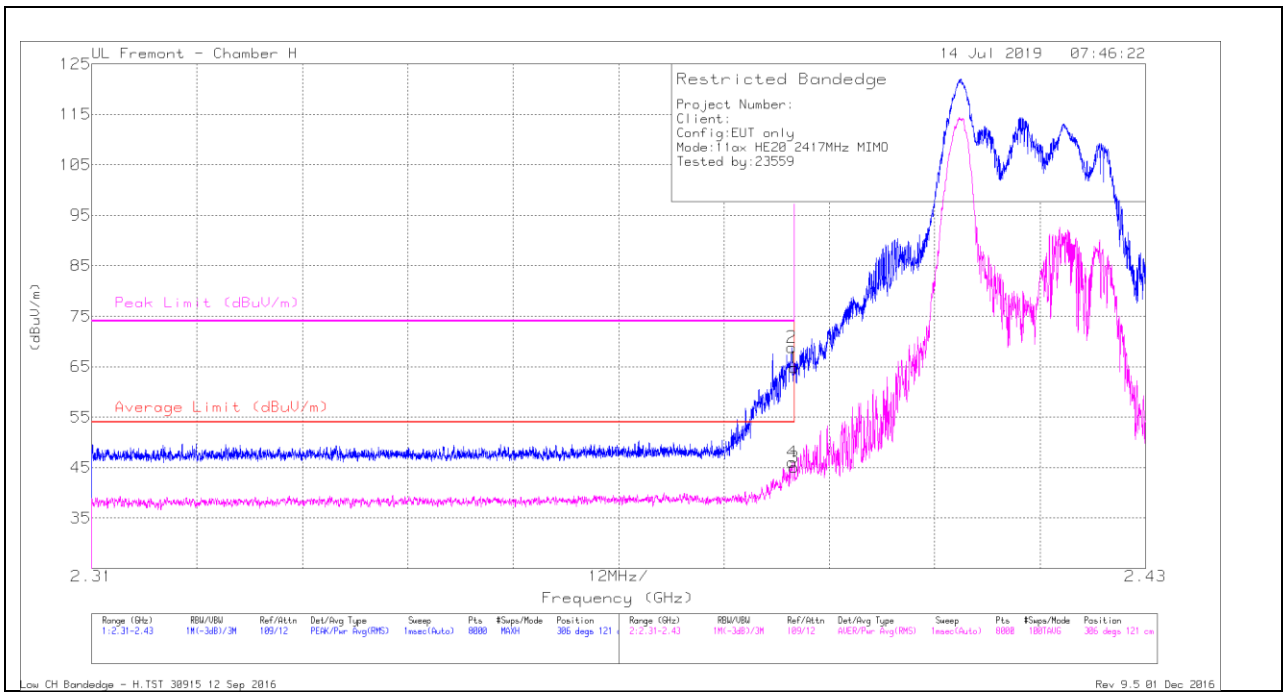

Marker	Frequency (GHz)	Meter Reading (dBuV)	Det	AF T863 (dB/m)	Amp/Cbl/Fltr/Pad (dB)	Corrected Reading (dBuV/m)	Average Limit (dBuV/m)	Margin (dB)	Peak Limit (dBuV/m)	PK Margin (dB)	Azimuth (Degs)	Height (cm)	Polarity
1	* 2.39	54.1	Pk	32.1	-21.4	64.8	-	-	74	-9.2	306	121	H
2	* 2.39	58.15	Pk	32.1	-21.4	68.85	-	-	74	-5.15	306	121	H
3	* 2.39	34.32	RMS	32.1	-21.4	45.02	54	-8.98	-	-	306	121	H
4	* 2.39	35.33	RMS	32.1	-21.4	46.03	54	-7.97	-	-	306	121	H

* - indicates frequency in CFR47 Pt 15 / IC RSS-Restricted Band
Pk - Peak detector
RMS - RMS detection

UL VERIFICATION SERVICES INC.
47173 Benicia Street, Fremont, CA 94538; USA TEL:(510) 319-4000 FAX:(510) 661-0888
This report shall not be reproduced except in full, without the written approval of UL Verification Services Inc.

VERTICAL RESULT

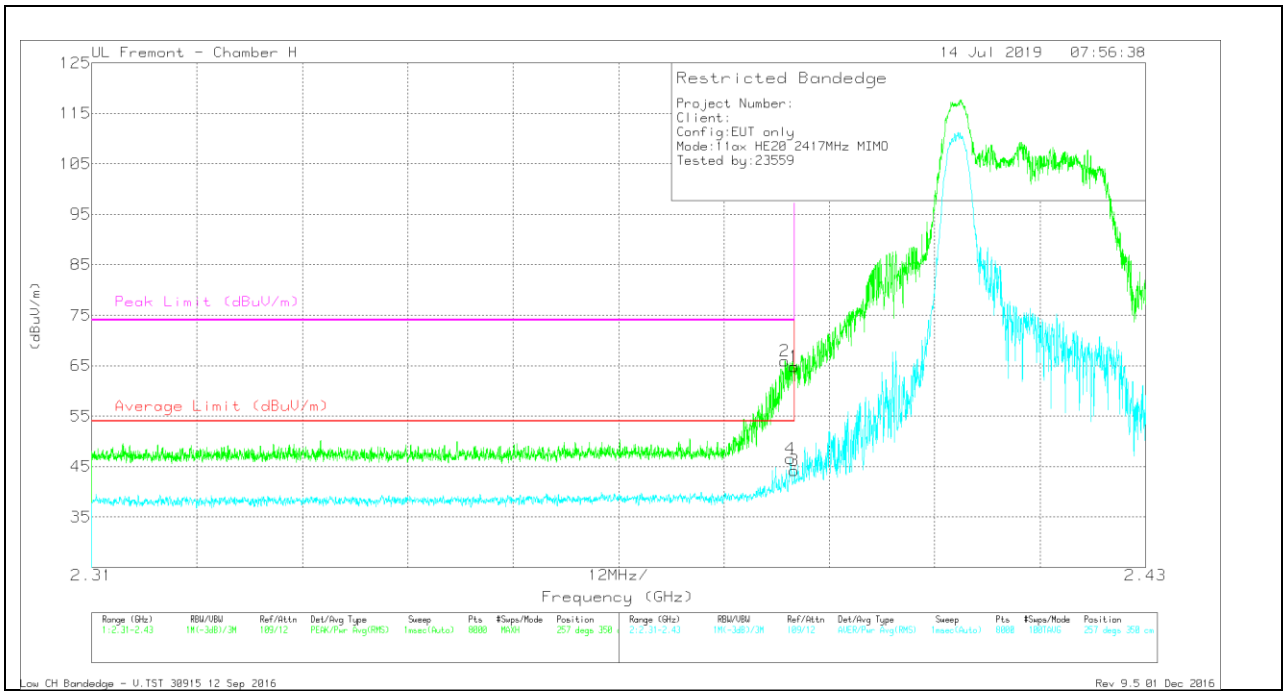

Marker	Frequency (GHz)	Meter Reading (dBuV)	Det	AF T863 (dB/m)	Amp/Cbl/Fltr/Pad (dB)	Corrected Reading (dBuV/m)	Average Limit (dBuV/m)	Margin (dB)	Peak Limit (dBuV/m)	PK Margin (dB)	Azimuth (Degs)	Height (cm)	Polarity
1	* 2.39	54.17	Pk	32.1	-21.4	64.87	-	-	74	-9.13	257	350	V
2	* 2.389	55.29	Pk	32.1	-21.4	65.99	-	-	74	-8.01	257	350	V
3	* 2.39	33.47	RMS	32.1	-21.4	44.17	54	-9.83	-	-	257	350	V
4	* 2.39	35.9	RMS	32.1	-21.4	46.6	54	-7.4	-	-	257	350	V

* - indicates frequency in CFR47 Pt 15 / IC RSS-Restricted Band
Pk - Peak detector
RMS - RMS detection

UL VERIFICATION SERVICES INC.
47173 Benicia Street, Fremont, CA 94538; USA TEL:(510) 319-4000 FAX:(510) 661-0888
This report shall not be reproduced except in full, without the written approval of UL Verification Services Inc.

BANDEDGE (LOW CHANNEL, CH 3)

HORIZONTAL RESULT

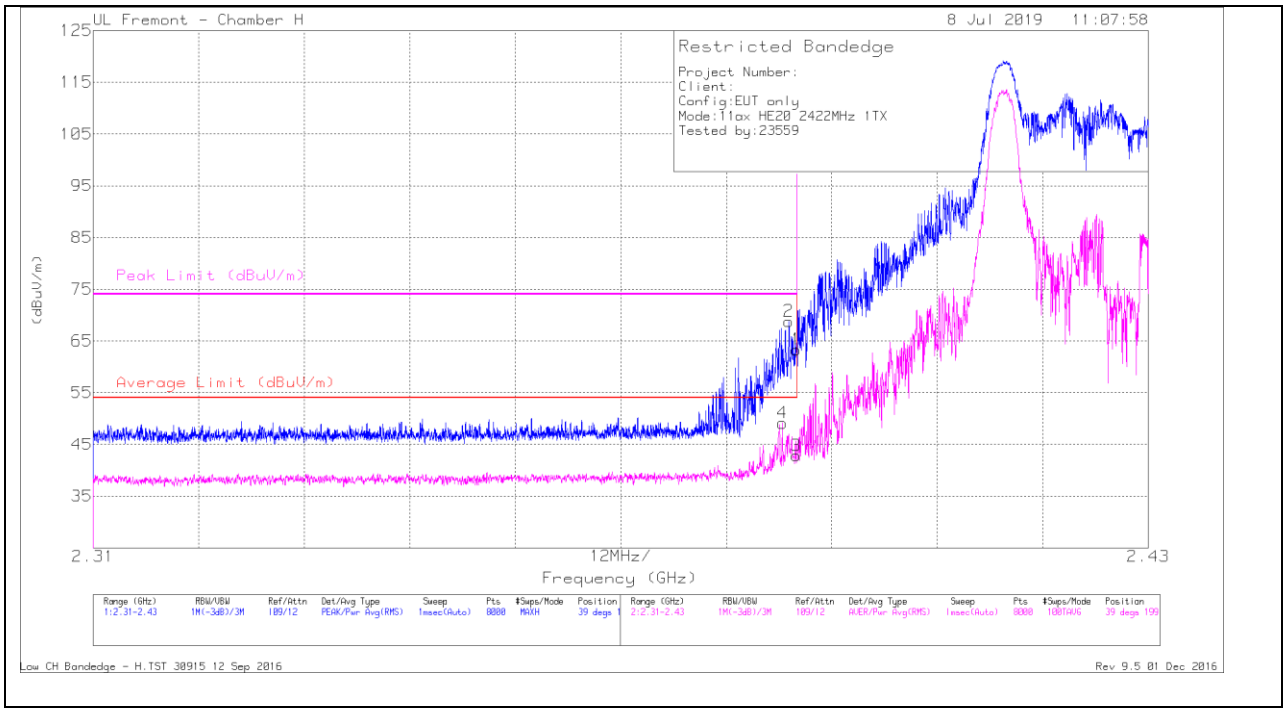

Marker	Frequency (GHz)	Meter Reading (dBuV)	Det	AF T863 (dB/m)	Amp/Cbl/Fltr/Pad (dB)	Corrected Reading (dBuV/m)	Average Limit (dBuV/m)	Margin (dB)	Peak Limit (dBuV/m)	PK Margin (dB)	Azimuth (Degs)	Height (cm)	Polarity
1	* 2.39	52.66	Pk	32.1	-21.4	63.36	-	-	74	-10.64	39	199	H
2	* 2.389	58.12	Pk	32.1	-21.4	68.82	-	-	74	-5.18	39	199	H
3	* 2.39	32.15	RMS	32.1	-21.4	42.85	54	-11.15	-	-	39	199	H
4	* 2.388	38.44	RMS	32.1	-21.4	49.14	54	-4.86	-	-	39	199	H

* - indicates frequency in CFR47 Pt 15 / IC RSS-Restricted Band
Pk - Peak detector
RMS - RMS detection

UL VERIFICATION SERVICES INC.
47173 Benicia Street, Fremont, CA 94538; USA TEL:(510) 319-4000 FAX:(510) 661-0888
This report shall not be reproduced except in full, without the written approval of UL Verification Services Inc.

VERTICAL RESULT

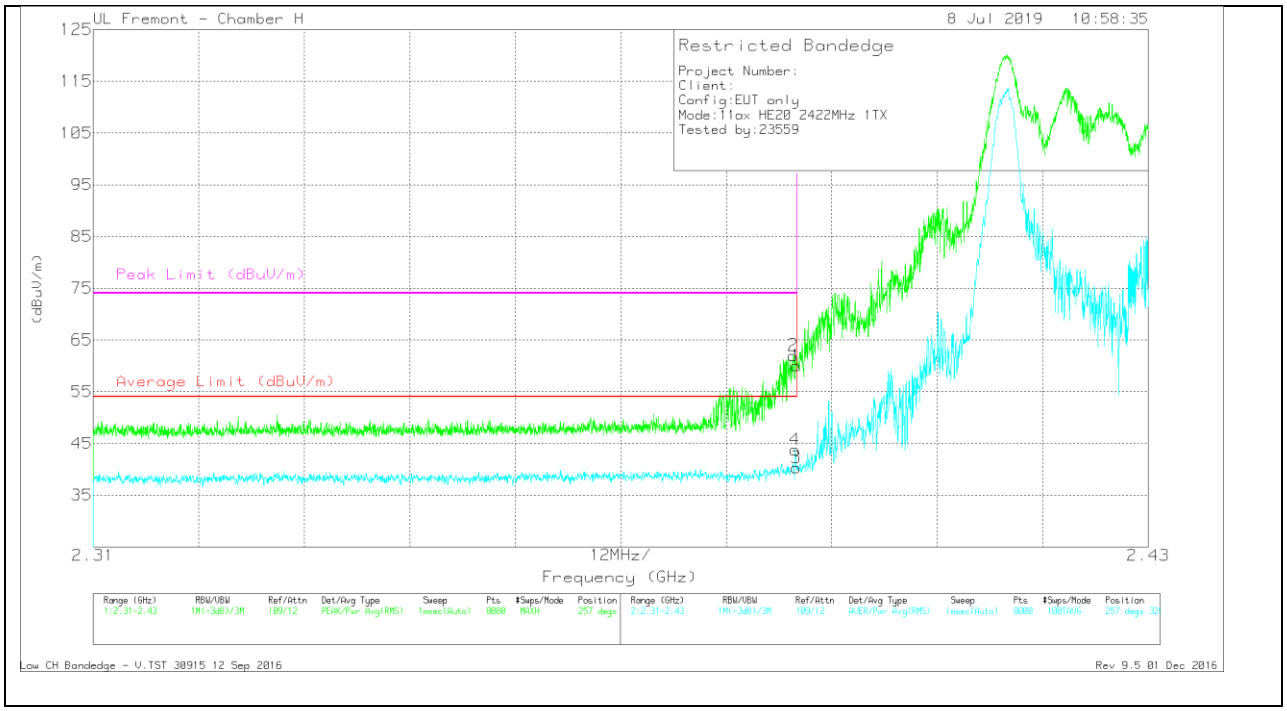

Marker	Frequency (GHz)	Meter Reading (dBuV)	Det	AF T863 (dB/m)	Amp/Cbl/Fltr/Pad (dB)	Corrected Reading (dBuV/m)	Average Limit (dBuV/m)	Margin (dB)	Peak Limit (dBuV/m)	PK Margin (dB)	Azimuth (Degs)	Height (cm)	Polarity
1	* 2.39	49.32	Pk	32.1	-21.4	60.02	-	-	74	-13.98	257	326	V
2	* 2.39	51.29	Pk	32.1	-21.4	61.99	-	-	74	-12.01	257	326	V
3	* 2.39	29.64	RMS	32.1	-21.4	40.34	54	-13.66	-	-	257	326	V
4	* 2.39	33.08	RMS	32.1	-21.4	43.78	54	-10.22	-	-	257	326	V

* - indicates frequency in CFR47 Pt 15 / IC RSS-Restricted Band
Pk - Peak detector
RMS - RMS detection

UL VERIFICATION SERVICES INC.
47173 Benicia Street, Fremont, CA 94538; USA TEL:(510) 319-4000 FAX:(510) 661-0888
This report shall not be reproduced except in full, without the written approval of UL Verification Services Inc.

BANDEDGE (LOW CHANNEL, CH 4)

HORIZONTAL RESULT

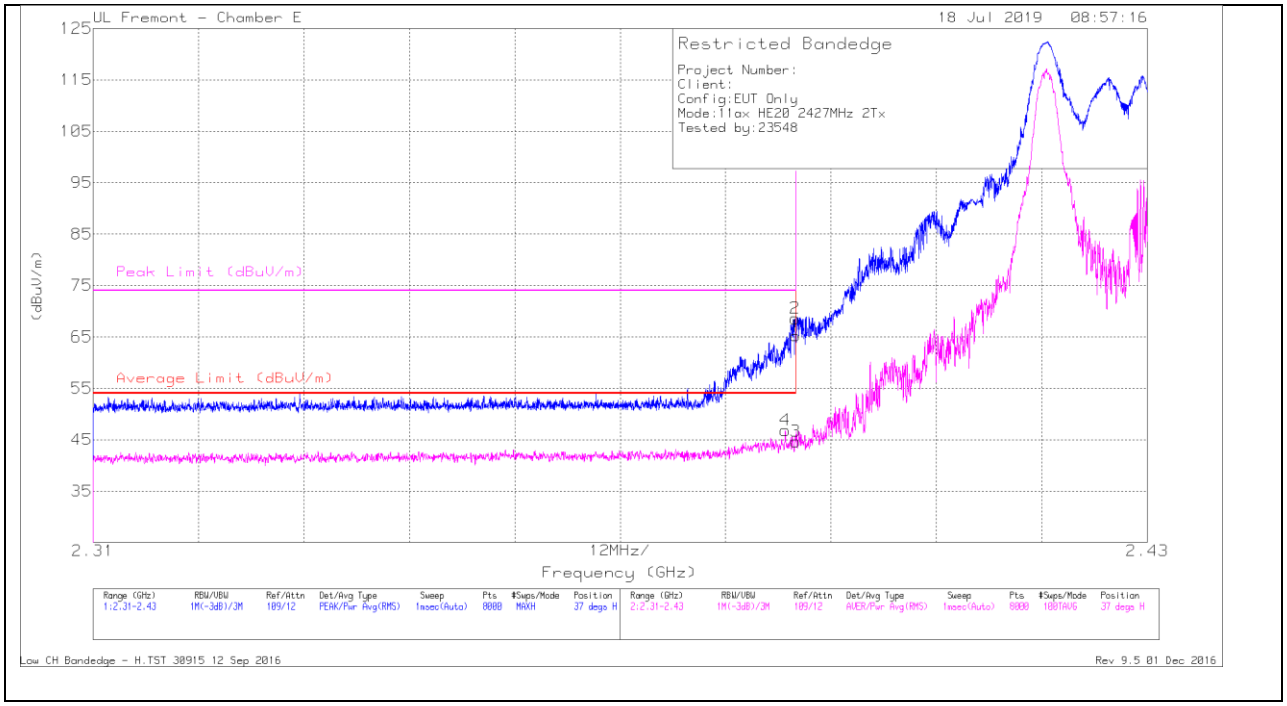

Marker	Frequency (GHz)	Meter Reading (dBuV)	Det	AF T119 (dB/m)	Amp/Cbl/Fltr/Pad (dB)	Corrected Reading (dBuV/m)	Average Limit (dBuV/m)	Margin (dB)	Peak Limit (dBuV/m)	PK Margin (dB)	Azimuth (Degs)	Height (cm)	Polarity
1	* 2.39	51.21	Pk	32.3	-18.3	65.21	-	-	74	-8.79	37	178	H
2	* 2.39	54.6	Pk	32.3	-18.3	68.6	-	-	74	-5.4	37	178	H
3	* 2.39	30.65	RMS	32.3	-18.3	44.65	54	-9.35	-	-	37	178	H
4	* 2.389	32.85	RMS	32.3	-18.3	46.85	54	-7.15	-	-	37	178	H

* - indicates frequency in CFR47 Pt 15 / IC RSS-Restricted Band
Pk - Peak detector
RMS - RMS detection

UL VERIFICATION SERVICES INC.
47173 Benicia Street, Fremont, CA 94538; USA TEL:(510) 319-4000 FAX:(510) 661-0888
This report shall not be reproduced except in full, without the written approval of UL Verification Services Inc.

VERTICAL RESULT

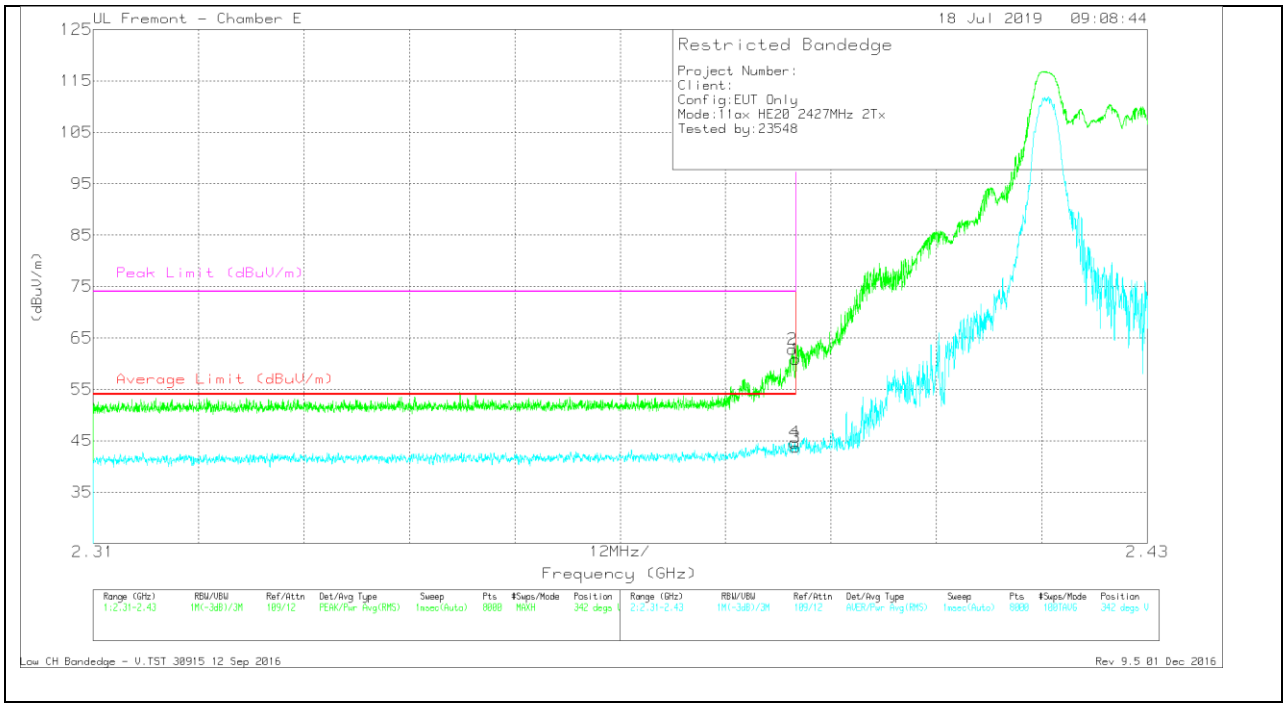

Marker	Frequency (GHz)	Meter Reading (dBuV)	Det	AF T119 (dB/m)	Amp/Cbl/Fltr/Pad (dB)	Corrected Reading (dBuV/m)	Average Limit (dBuV/m)	Margin (dB)	Peak Limit (dBuV/m)	PK Margin (dB)	Azimuth (Degs)	Height (cm)	Polarity
1	* 2.39	46.82	Pk	32.3	-18.3	60.82	-	-	74	-13.18	342	392	V
2	* 2.39	48.79	Pk	32.3	-18.3	62.79	-	-	74	-11.21	342	392	V
3	* 2.39	29.73	RMS	32.3	-18.3	43.73	54	-10.27	-	-	342	392	V
4	* 2.39	30.65	RMS	32.3	-18.3	44.65	54	-9.35	-	-	342	392	V

* - indicates frequency in CFR47 Pt 15 / IC RSS-Restricted Band
Pk - Peak detector
RMS - RMS detection

UL VERIFICATION SERVICES INC.
47173 Benicia Street, Fremont, CA 94538; USA TEL:(510) 319-4000 FAX:(510) 661-0888
This report shall not be reproduced except in full, without the written approval of UL Verification Services Inc.

BANDEDGE (LOW CHANNEL, CH 9)

HORIZONTAL RESULT

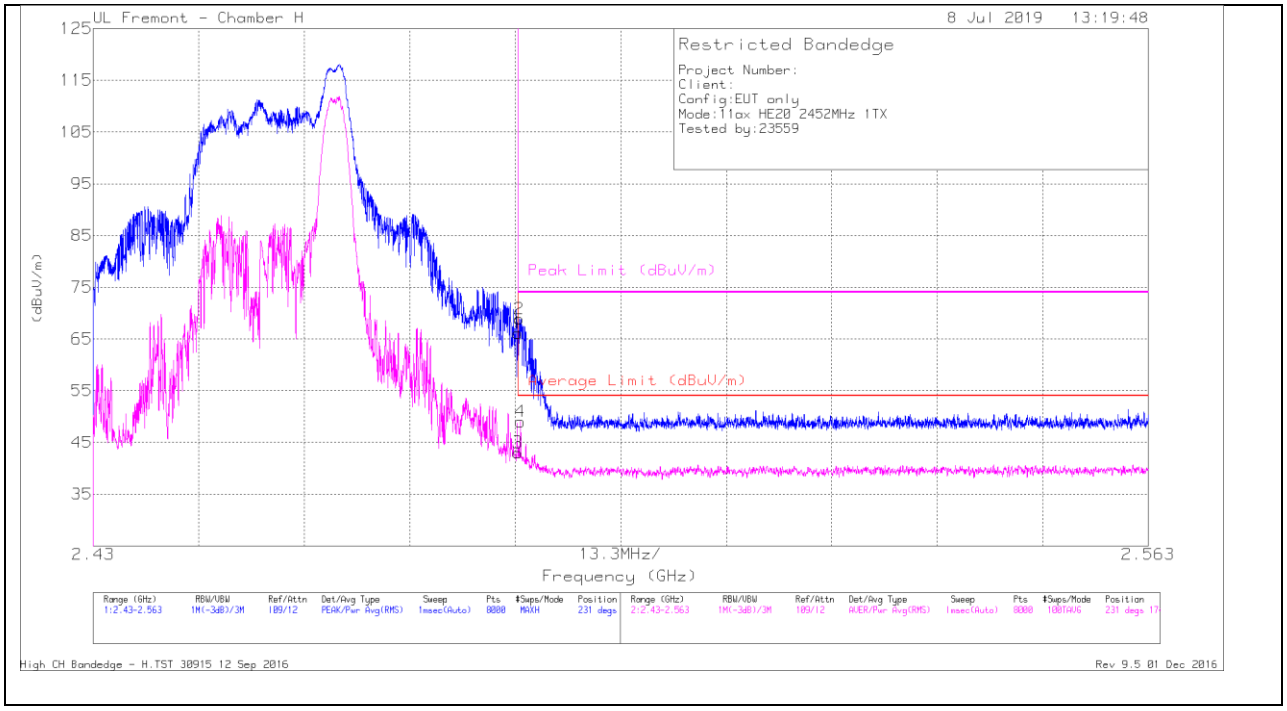

Marker	Frequency (GHz)	Meter Reading (dBuV)	Det	AF T863 (dB/m)	Amp/Cbl/Fltr/Pad (dB)	Corrected Reading (dBuV/m)	Average Limit (dBuV/m)	Margin (dB)	Peak Limit (dBuV/m)	PK Margin (dB)	Azimuth (Degs)	Height (cm)	Polarity
1	* 2.484	55.14	Pk	32.5	-21.5	66.14	-	-	74	-7.86	231	174	H
2	* 2.484	57.88	Pk	32.5	-21.5	68.88	-	-	74	-5.12	231	174	H
3	* 2.484	31.98	RMS	32.5	-21.5	42.98	54	-11.02	-	-	231	174	H
4	* 2.484	38.01	RMS	32.5	-21.5	49.01	54	-4.99	-	-	231	174	H

* - indicates frequency in CFR47 Pt 15 / IC RSS-Restricted Band
Pk - Peak detector
RMS - RMS detection

UL VERIFICATION SERVICES INC.
47173 Benicia Street, Fremont, CA 94538; USA TEL:(510) 319-4000 FAX:(510) 661-0888
This report shall not be reproduced except in full, without the written approval of UL Verification Services Inc.

VERTICAL RESULT

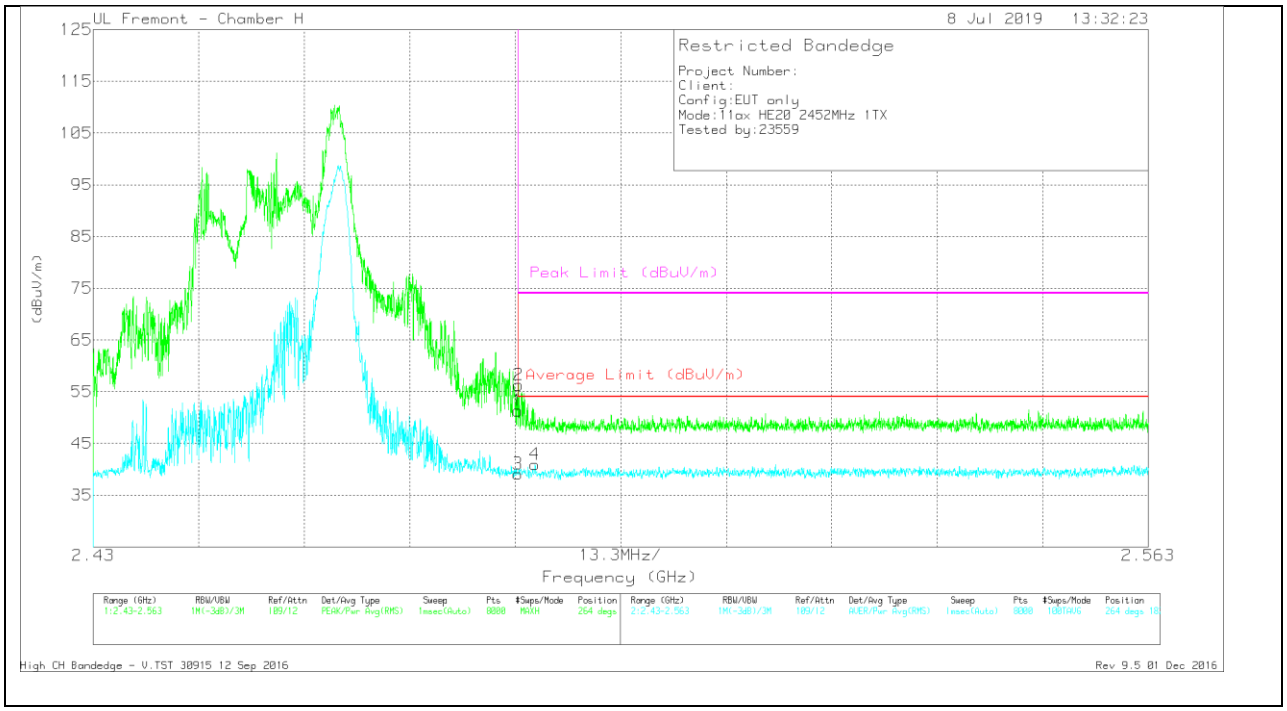

Marker	Frequency (GHz)	Meter Reading (dBuV)	Det	AF T863 (dB/m)	Amp/Cbl/Fltr/Pad (dB)	Corrected Reading (dBuV/m)	Average Limit (dBuV/m)	Margin (dB)	Peak Limit (dBuV/m)	PK Margin (dB)	Azimuth (Degs)	Height (cm)	Polarity
1	* 2.484	40.32	Pk	32.5	-21.5	51.32	-	-	74	-22.68	264	182	V
2	* 2.484	45.32	Pk	32.5	-21.5	56.32	-	-	74	-17.68	264	182	V
3	* 2.484	28.1	RMS	32.5	-21.5	39.1	54	-14.9	-	-	264	182	V
4	* 2.486	29.95	RMS	32.5	-21.5	40.95	54	-13.05	-	-	264	182	V

* - indicates frequency in CFR47 Pt 15 / IC RSS-Restricted Band
Pk - Peak detector
RMS - RMS detection

UL VERIFICATION SERVICES INC.
47173 Benicia Street, Fremont, CA 94538; USA TEL:(510) 319-4000 FAX:(510) 661-0888
This report shall not be reproduced except in full, without the written approval of UL Verification Services Inc.

BANDEDGE (HIGH CHANNEL, CH 10)

HORIZONTAL RESULT

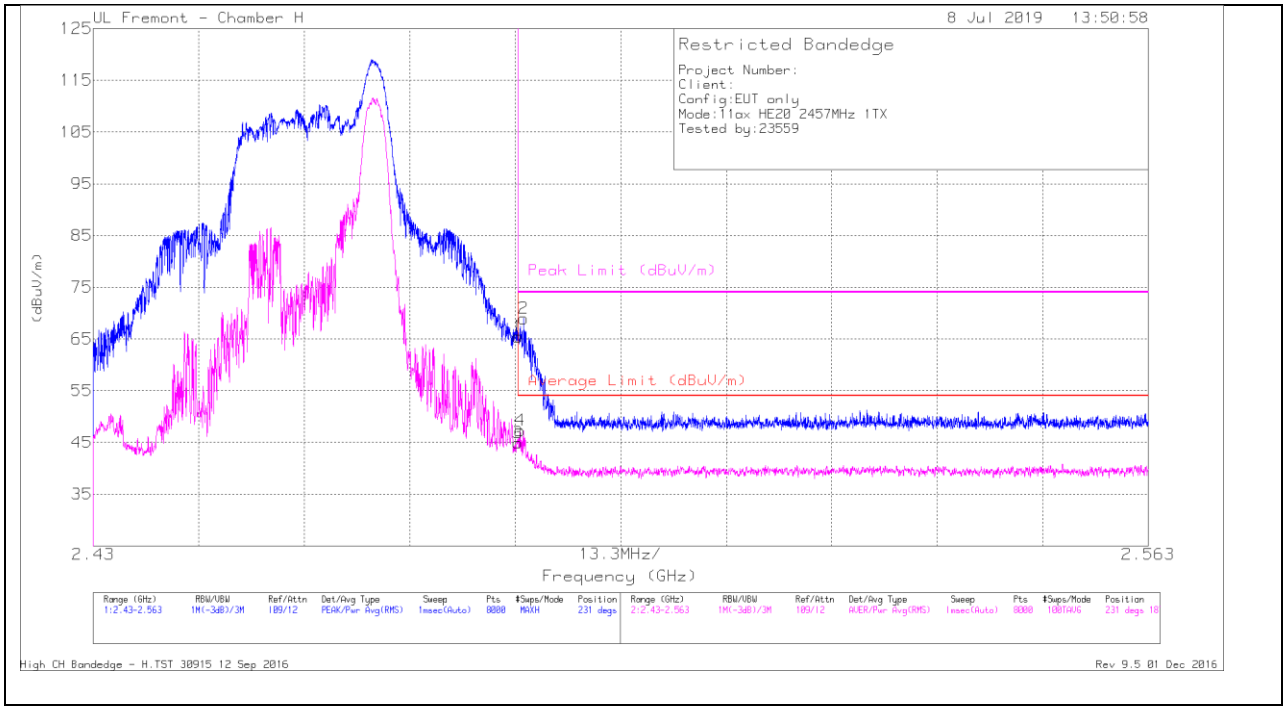

Marker	Frequency (GHz)	Meter Reading (dBuV)	Det	AF T863 (dB/m)	Amp/Cbl/Fltr/Pad (dB)	Corrected Reading (dBuV/m)	Average Limit (dBuV/m)	Margin (dB)	Peak Limit (dBuV/m)	PK Margin (dB)	Azimuth (Degs)	Height (cm)	Polarity
1	* 2.484	54.45	Pk	32.5	-21.5	65.45	-	-	74	-8.55	231	187	H
2	* 2.484	57.97	Pk	32.5	-21.5	68.97	-	-	74	-5.03	231	187	H
3	* 2.484	33.9	RMS	32.5	-21.5	44.9	54	-9.1	-	-	231	187	H
4	* 2.484	36.3	RMS	32.5	-21.5	47.3	54	-6.7	-	-	231	187	H

* - indicates frequency in CFR47 Pt 15 / IC RSS-Restricted Band
Pk - Peak detector
RMS - RMS detection

UL VERIFICATION SERVICES INC.
47173 Benicia Street, Fremont, CA 94538; USA TEL:(510) 319-4000 FAX:(510) 661-0888
This report shall not be reproduced except in full, without the written approval of UL Verification Services Inc.

VERTICAL RESULT

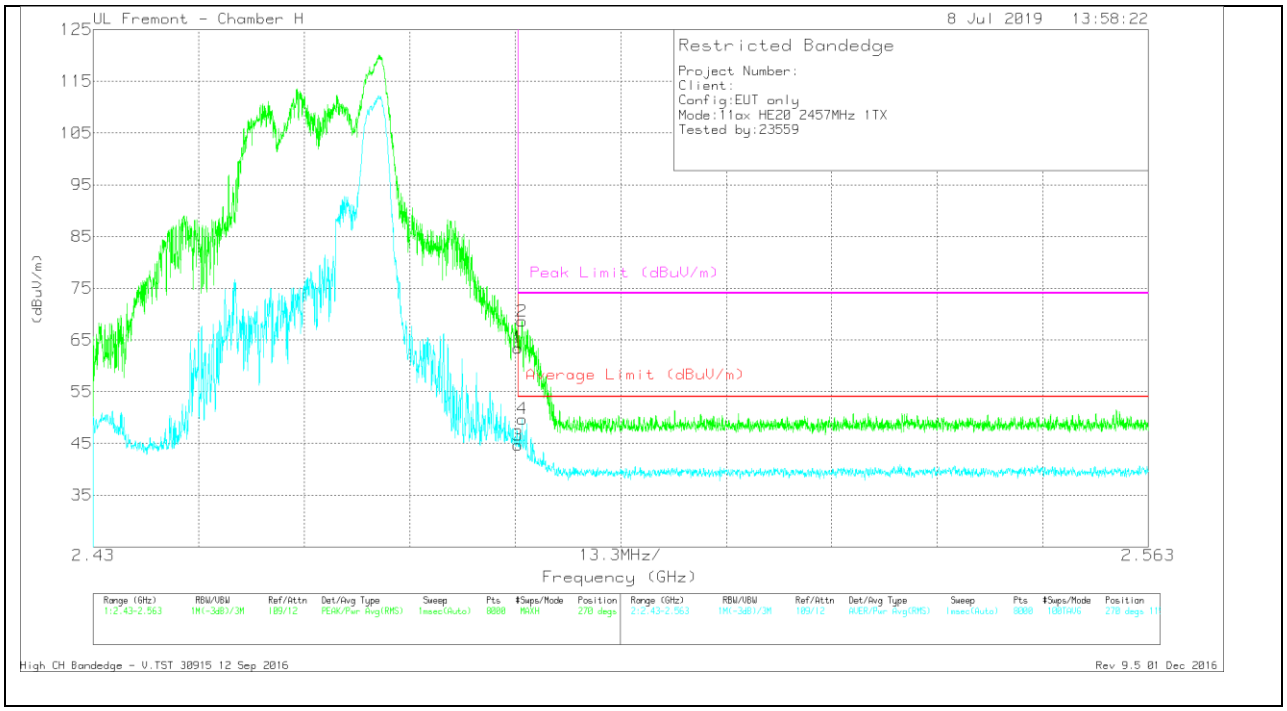

Marker	Frequency (GHz)	Meter Reading (dBuV)	Det	AF T863 (dB/m)	Amp/Cbl/Fltr/Pad (dB)	Corrected Reading (dBuV/m)	Average Limit (dBuV/m)	Margin (dB)	Peak Limit (dBuV/m)	PK Margin (dB)	Azimuth (Degs)	Height (cm)	Polarity
1	* 2.484	52.48	Pk	32.5	-21.5	63.48	-	-	74	-10.52	270	115	V
2	* 2.484	57.65	Pk	32.5	-21.5	68.65	-	-	74	-5.35	270	115	V
3	* 2.484	33.65	RMS	32.5	-21.5	44.65	54	-9.35	-	-	270	115	V
4	* 2.484	38.72	RMS	32.5	-21.5	49.72	54	-4.28	-	-	270	115	V

* - indicates frequency in CFR47 Pt 15 / IC RSS-Restricted Band
Pk - Peak detector
RMS - RMS detection

UL VERIFICATION SERVICES INC.
47173 Benicia Street, Fremont, CA 94538; USA TEL:(510) 319-4000 FAX:(510) 661-0888
This report shall not be reproduced except in full, without the written approval of UL Verification Services Inc.

BANDEDGE (HIGH CHANNEL, CH 11)

HORIZONTAL RESULT

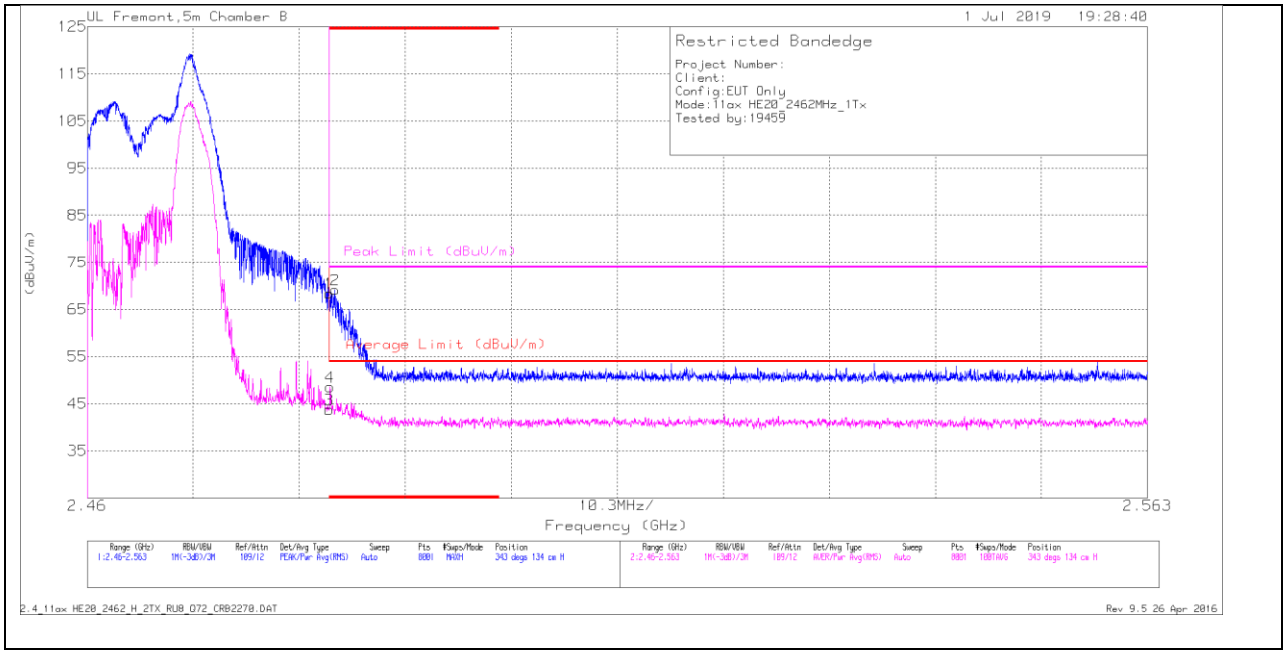

Marker	Frequency (GHz)	Meter Reading (dBuV)	Det	AF T344 (dB/m)	Amp/Cbl/Fltr/Pad (dB)	Corrected Reading (dBuV/m)	Average Limit (dBuV/m)	Margin (dB)	Peak Limit (dBuV/m)	PK Margin (dB)	Azimuth (Degs)	Height (cm)	Polarity
1	* 2.484	55.03	Pk	32.3	-18.9	68.43	-	-	74	-5.57	343	134	H
2	* 2.484	55.79	Pk	32.3	-18.9	69.19	-	-	74	-4.81	343	134	H
3	* 2.484	30.39	RMS	32.3	-18.9	43.79	54	-10.21	-	-	343	134	H
4	* 2.484	35.19	RMS	32.3	-18.9	48.59	54	-5.41	-	-	343	134	H

* - indicates frequency in CFR47 Pt 15 / IC RSS-Restricted Band
Pk - Peak detector
RMS - RMS detection

UL VERIFICATION SERVICES INC.
47173 Benicia Street, Fremont, CA 94538; USA TEL:(510) 319-4000 FAX:(510) 661-0888
This report shall not be reproduced except in full, without the written approval of UL Verification Services Inc.

VERTICAL RESULT

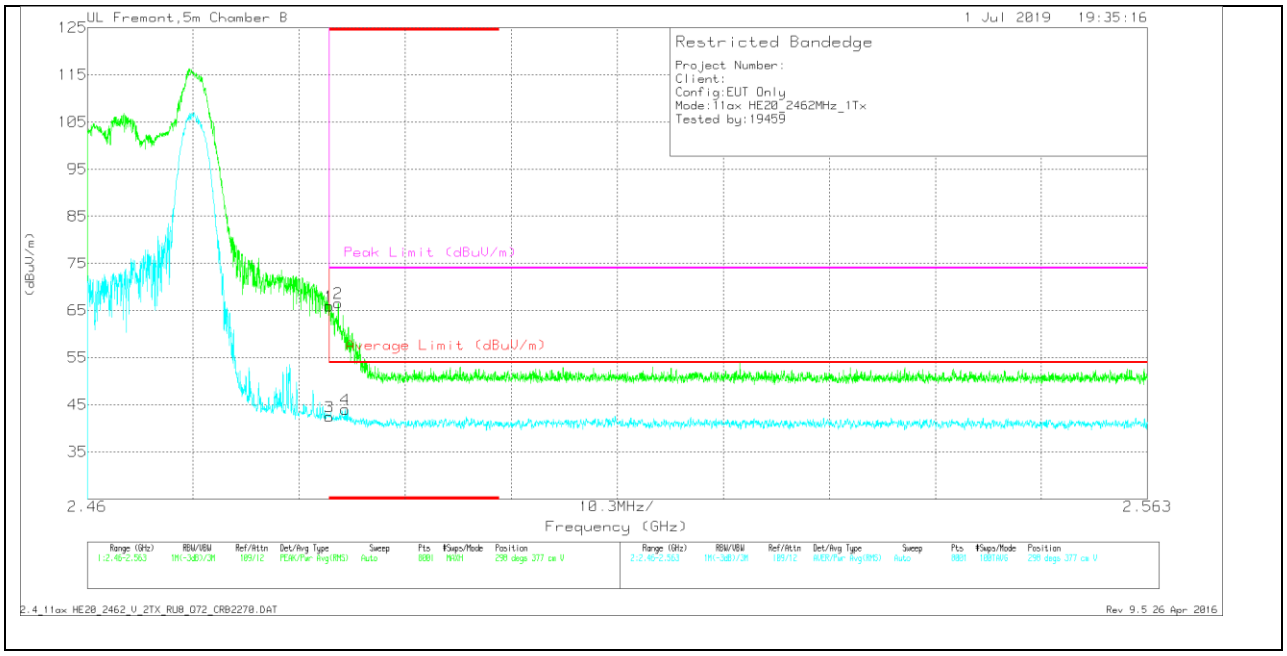

Marker	Frequency (GHz)	Meter Reading (dBuV)	Det	AF T344 (dB/m)	Amp/Cbl/Fltr/Pad (dB)	Corrected Reading (dBuV/m)	Average Limit (dBuV/m)	Margin (dB)	Peak Limit (dBuV/m)	PK Margin (dB)	Azimuth (Degs)	Height (cm)	Polarity
1	* 2.484	52.55	Pk	32.3	-18.9	65.95	-	-	74	-8.05	298	377	V
2	* 2.484	53.17	Pk	32.3	-18.9	66.57	-	-	74	-7.43	298	377	V
3	* 2.484	29.08	RMS	32.3	-18.9	42.48	54	-11.52	-	-	298	377	V
4	* 2.485	30.67	RMS	32.3	-18.9	44.07	54	-9.93	-	-	298	377	V

* - indicates frequency in CFR47 Pt 15 / IC RSS-Restricted Band
Pk - Peak detector
RMS - RMS detection

UL VERIFICATION SERVICES INC.
47173 Benicia Street, Fremont, CA 94538; USA TEL:(510) 319-4000 FAX:(510) 661-0888
This report shall not be reproduced except in full, without the written approval of UL Verification Services Inc.

BANDEDGE (HIGH CHANNEL, CH 12)

HORIZONTAL RESULT

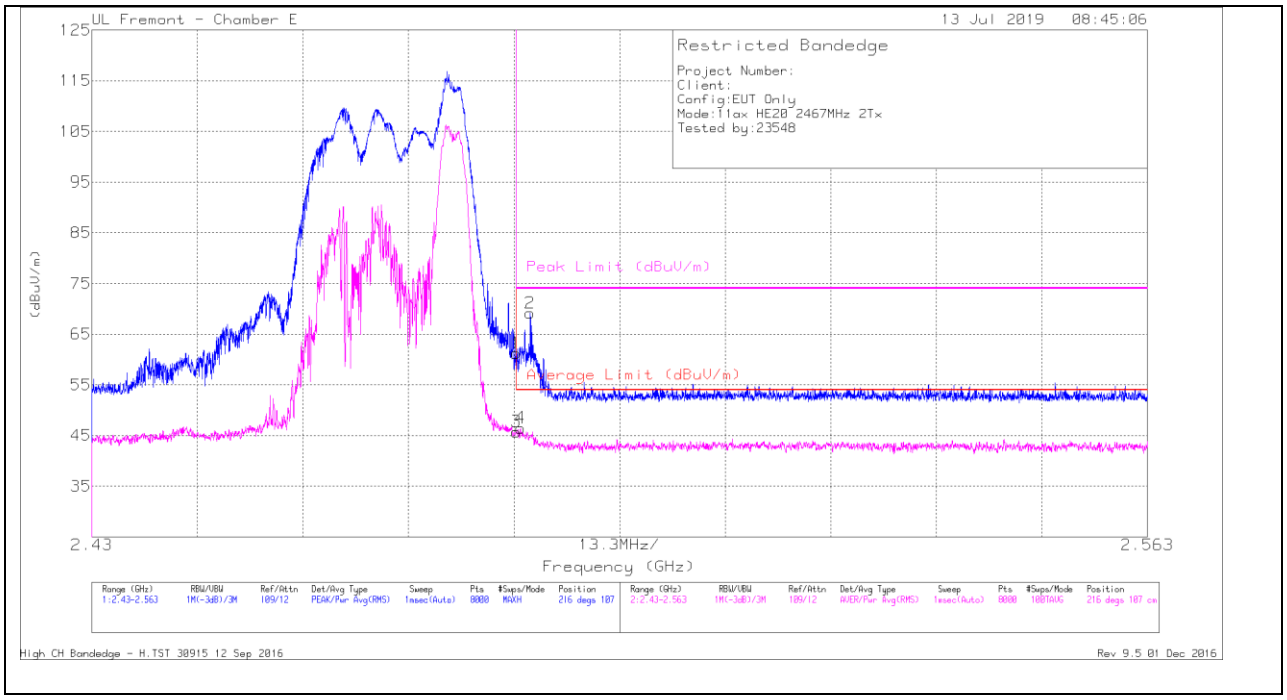

Marker	Frequency (GHz)	Meter Reading (dBuV)	Det	AF T119 (dB/m)	Amp/Cbl/Fltr/Pad (dB)	Corrected Reading (dBuV/m)	Average Limit (dBuV/m)	Margin (dB)	Peak Limit (dBuV/m)	PK Margin (dB)	Azimuth (Degs)	Height (cm)	Polarity
1	* 2.484	46.47	Pk	32.8	-18.1	61.17	-	-	74	-12.83	216	107	H
2	* 2.485	54.59	Pk	32.8	-18.2	69.19	-	-	74	-4.81	216	107	H
3	* 2.484	31.06	RMS	32.8	-18.1	45.76	54	-8.24	-	-	216	107	H
4	* 2.484	31.8	RMS	32.8	-18.1	46.5	54	-7.5	-	-	216	107	H

* - indicates frequency in CFR47 Pt 15 / IC RSS-Restricted Band
Pk - Peak detector
RMS - RMS detection

UL VERIFICATION SERVICES INC.
47173 Benicia Street, Fremont, CA 94538; USA TEL:(510) 319-4000 FAX:(510) 661-0888
This report shall not be reproduced except in full, without the written approval of UL Verification Services Inc.

VERTICAL RESULT

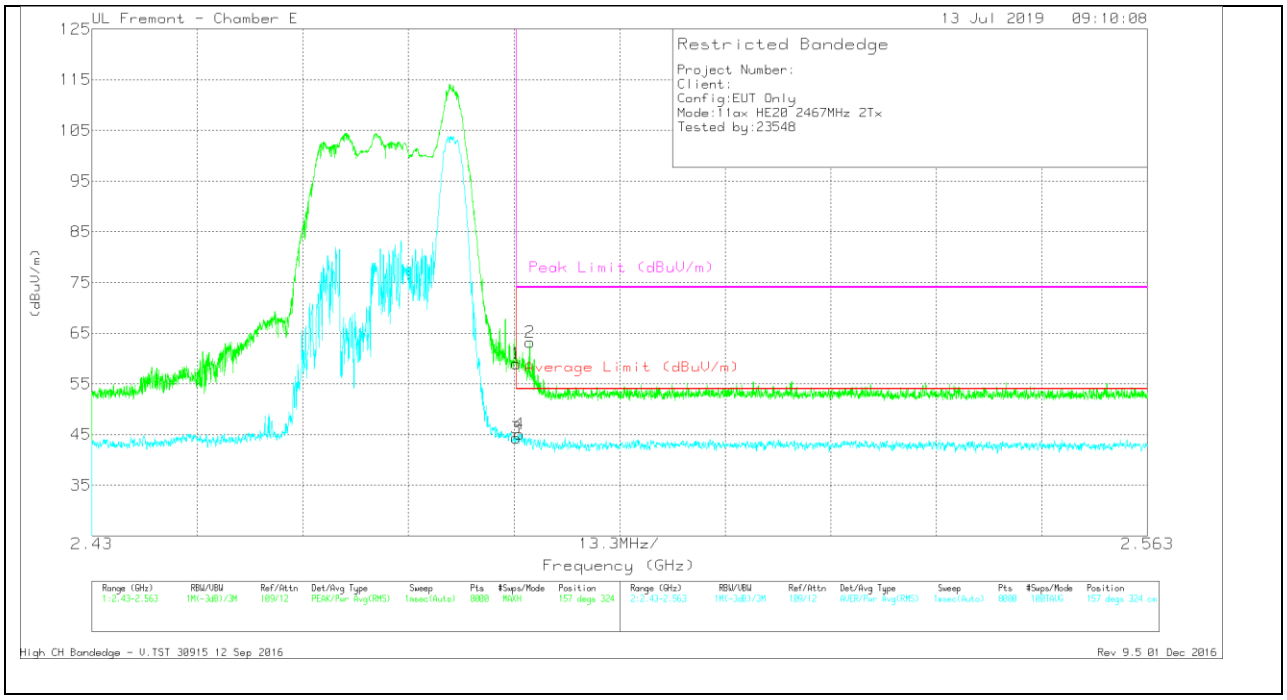

Marker	Frequency (GHz)	Meter Reading (dBuV)	Det	AF T119 (dB/m)	Amp/Cbl/Fltr/Pad (dB)	Corrected Reading (dBuV/m)	Average Limit (dBuV/m)	Margin (dB)	Peak Limit (dBuV/m)	PK Margin (dB)	Azimuth (Degs)	Height (cm)	Polarity
1	* 2.484	44.32	Pk	32.8	-18.1	59.02	-	-	74	-14.98	157	324	V
2	* 2.485	48.56	Pk	32.8	-18.1	63.26	-	-	74	-10.74	157	324	V
3	* 2.484	29.61	RMS	32.8	-18.1	44.31	54	-9.69	-	-	157	324	V
4	* 2.484	30.43	RMS	32.8	-18.1	45.13	54	-8.87	-	-	157	324	V

* - indicates frequency in CFR47 Pt 15 / IC RSS-Restricted Band
Pk - Peak detector
RMS - RMS detection

UL VERIFICATION SERVICES INC.
47173 Benicia Street, Fremont, CA 94538; USA TEL:(510) 319-4000 FAX:(510) 661-0888
This report shall not be reproduced except in full, without the written approval of UL Verification Services Inc.

BANDEDGE (HIGH CHANNEL, CH 13)

HORIZONTAL RESULT

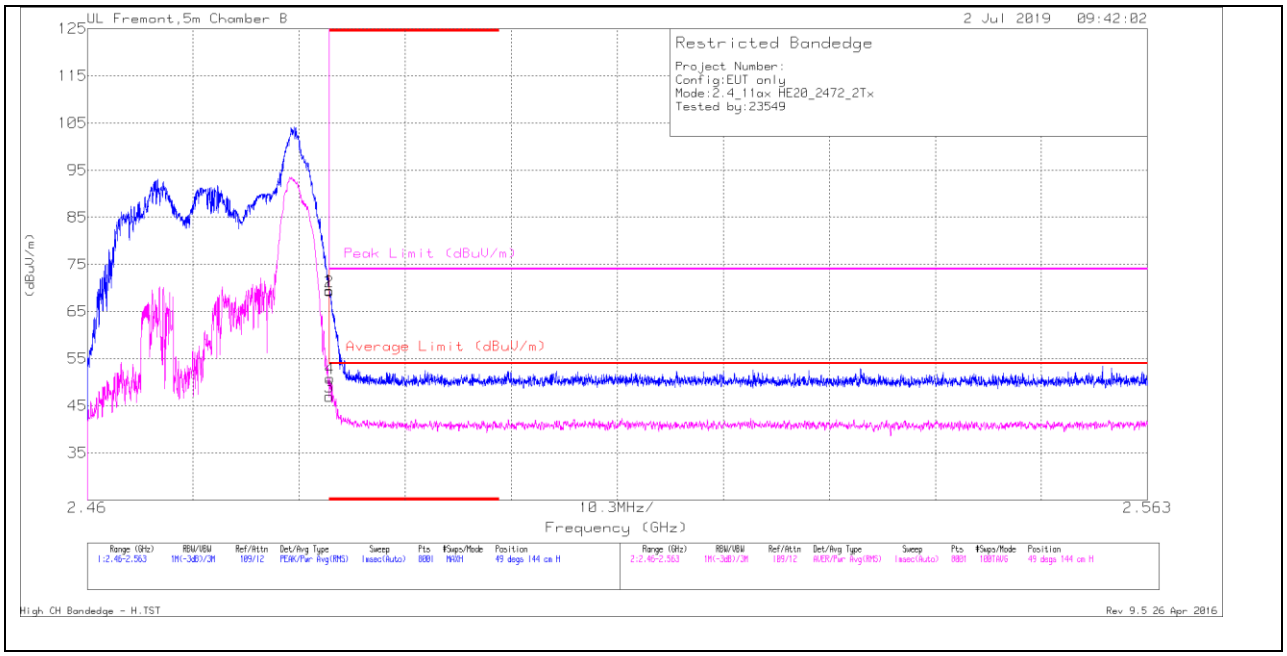

Marker	Frequency (GHz)	Meter Reading (dBuV)	Det	AF T344 (dB/m)	Amp/Cbl/Fltr/Pad (dB)	Corrected Reading (dBuV/m)	Average Limit (dBuV/m)	Margin (dB)	Peak Limit (dBuV/m)	PK Margin (dB)	Azimuth (Degs)	Height (cm)	Polarity
1	* 2.484	56.09	Pk	32.3	-18.9	69.49	-	-	74	-4.51	49	144	H
2	* 2.484	55.91	Pk	32.3	-18.9	69.31	-	-	74	-4.69	49	144	H
3	* 2.484	33.6	RMS	32.3	-18.9	47	54	-7	-	-	49	144	H
4	* 2.484	37.43	RMS	32.3	-18.9	50.83	54	-3.17	-	-	49	144	H

* - indicates frequency in CFR47 Pt 15 / IC RSS-Restricted Band
Pk - Peak detector
RMS - RMS detection

UL VERIFICATION SERVICES INC.
47173 Benicia Street, Fremont, CA 94538; USA TEL:(510) 319-4000 FAX:(510) 661-0888
This report shall not be reproduced except in full, without the written approval of UL Verification Services Inc.

VERTICAL RESULT

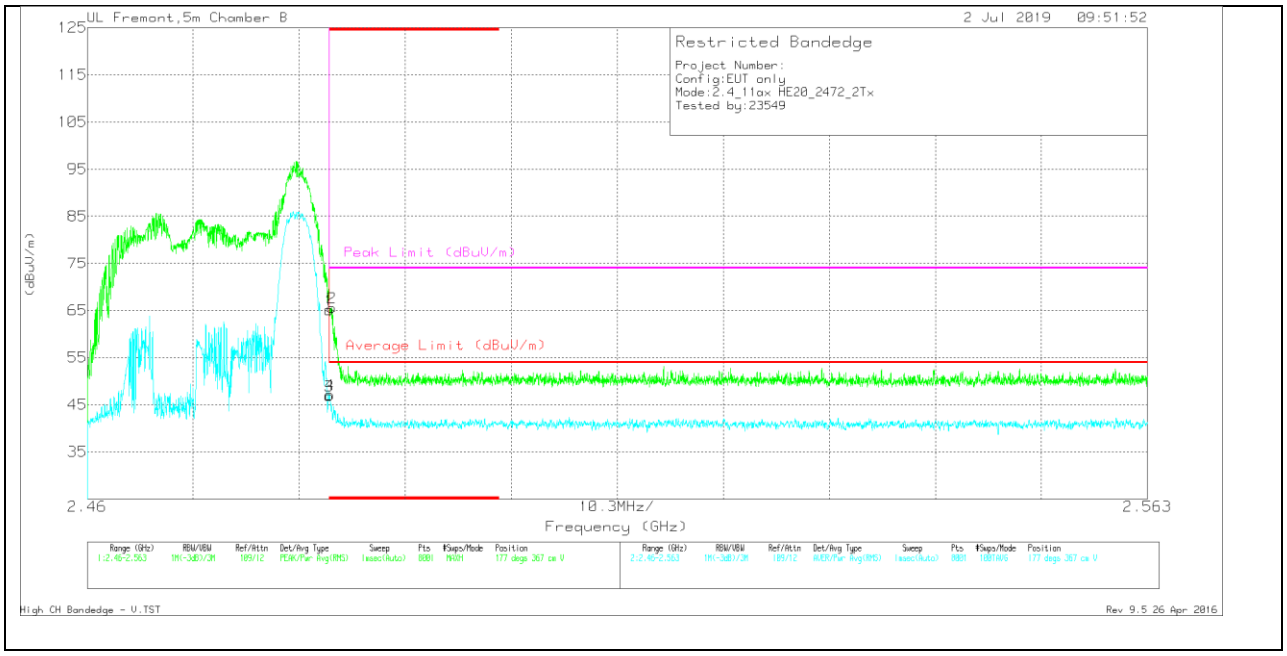

Marker	Frequency (GHz)	Meter Reading (dBuV)	Det	AF T344 (dB/m)	Amp/Cbl/Fltr/Pad (dB)	Corrected Reading (dBuV/m)	Average Limit (dBuV/m)	Margin (dB)	Peak Limit (dBuV/m)	PK Margin (dB)	Azimuth (Degs)	Height (cm)	Polarity
1	* 2.484	51.73	Pk	32.3	-18.9	65.13	-	-	74	-8.87	177	367	V
2	* 2.484	52.18	Pk	32.3	-18.9	65.58	-	-	74	-8.42	177	367	V
3	* 2.484	33.5	RMS	32.3	-18.9	46.9	54	-7.1	-	-	177	367	V
4	* 2.484	33.73	RMS	32.3	-18.9	47.13	54	-6.87	-	-	177	367	V

* - indicates frequency in CFR47 Pt 15 / IC RSS-Restricted Band
Pk - Peak detector
RMS - RMS detection

UL VERIFICATION SERVICES INC.
47173 Benicia Street, Fremont, CA 94538; USA TEL:(510) 319-4000 FAX:(510) 661-0888
This report shall not be reproduced except in full, without the written approval of UL Verification Services Inc.

HARMONICS AND SPURIOUS EMISSIONS

LOW CHANNEL, CH 1 RESULTS

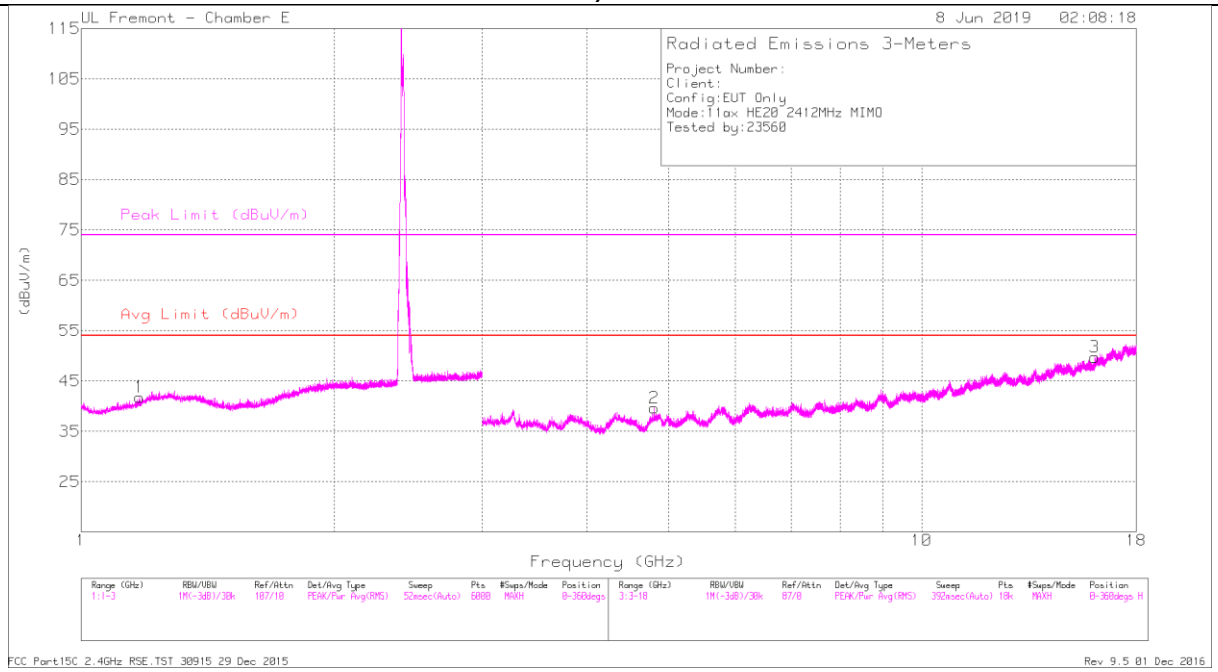

HORIZONTAL

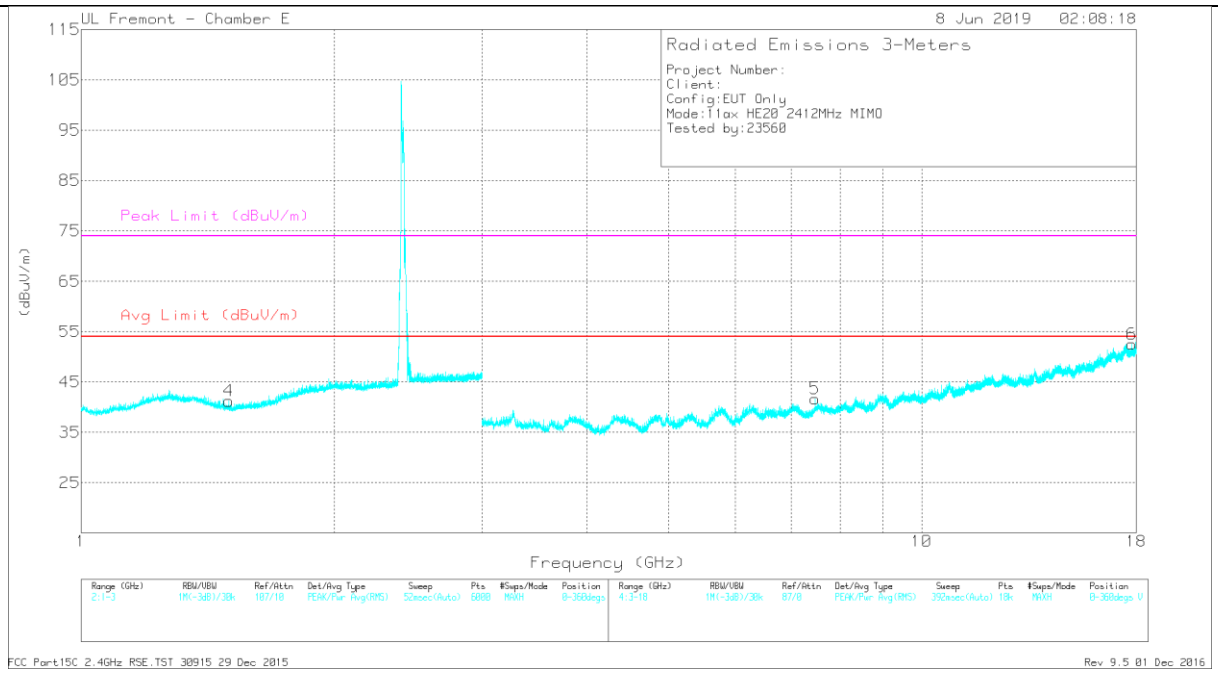

VERTICAL

UL VERIFICATION SERVICES INC.
47173 Benicia Street, Fremont, CA 94538; USA TEL:(510) 319-4000 FAX:(510) 661-0888

This report shall not be reproduced except in full, without the written approval of UL Verification Services Inc.

RADIATED EMISSIONS

Marker	Frequency (GHz)	Meter Reading (dBuV)	Det	AF T119 (dB/m)	Amp/Cbl/Fltr/Pad (dB)	Corrected Reading (dBuV/m)	Avg Limit (dBuV/m)	Margin (dB)	Peak Limit (dBuV/m)	PK Margin (dB)	Azimuth (Degs)	Height (cm)	Polarity
1	* 1.174	45.85	PK2	28.6	-26.1	48.35	-	-	74	-25.65	360	101	H
	* 1.174	34.14	MAv1	28.6	-26	36.74	54	-17.26	-	-	360	101	H
4	* 1.497	46.25	PK2	27.8	-26.2	47.85	-	-	74	-26.15	360	200	V
	* 1.499	34.5	MAv1	27.8	-26.2	36.1	54	-17.9	-	-	360	200	V
2	* 4.808	42.48	PK2	34.1	-30.5	46.08	-	-	74	-27.92	360	102	H
	* 4.807	31.35	MAv1	34.1	-30.5	34.95	54	-19.05	-	-	360	102	H
3	* 16.067	34.99	PK2	40.3	-19.4	55.89	-	-	74	-18.11	360	200	H
	* 16.069	24.24	MAv1	40.3	-19.4	45.14	54	-8.86	-	-	360	200	H
5	* 7.464	38.32	PK2	35.7	-27.5	46.52	-	-	74	-27.48	360	101	V
	* 7.466	27.79	MAv1	35.7	-27.4	36.09	54	-17.91	-	-	360	101	V
6	* 17.775	36.1	PK2	41.9	-18.6	59.4	-	-	74	-14.6	360	200	V
	* 17.774	24.65	MAv1	41.9	-18.6	47.95	54	-6.05	-	-	360	200	V

* - indicates frequency in CFR47 Pt 15 / IC RSS-Restricted Band
PK2 - KDB558074 Method: Maximum Peak
MAv1 - KDB558074 Option 1 Maximum RMS Average

UL VERIFICATION SERVICES INC.
47173 Benicia Street, Fremont, CA 94538; USA TEL:(510) 319-4000 FAX:(510) 661-0888
This report shall not be reproduced except in full, without the written approval of UL Verification Services Inc.

MID CHANNEL, CH 6 RESULTS

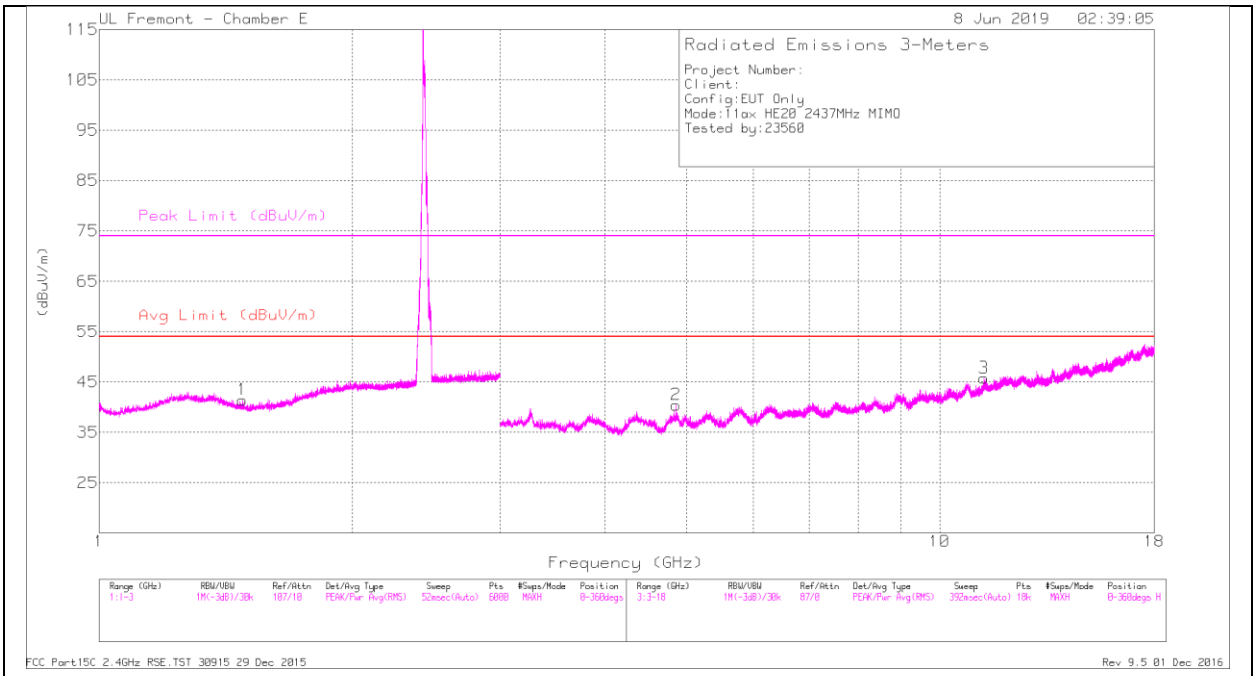

HORIZONTAL

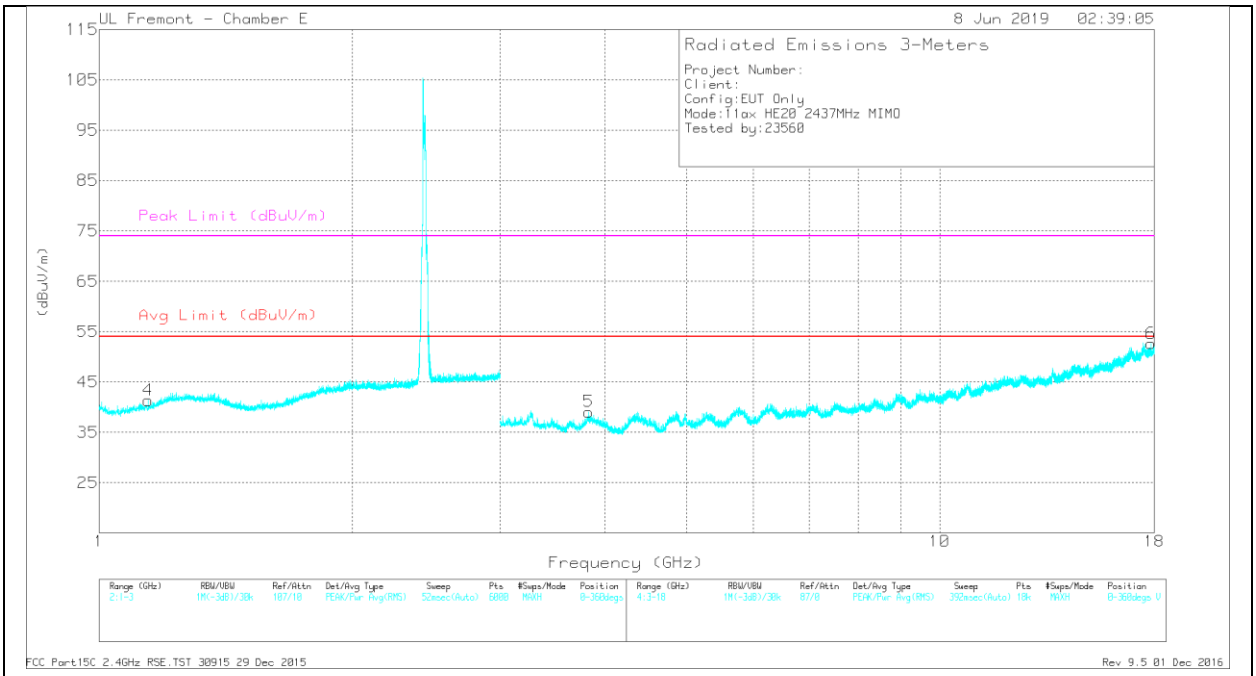

VERTICAL

UL VERIFICATION SERVICES INC.
47173 Benicia Street, Fremont, CA 94538; USA TEL:(510) 319-4000 FAX:(510) 661-0888
This report shall not be reproduced except in full, without the written approval of UL Verification Services Inc.

RADIATED EMISSIONS

Marker	Frequency (GHz)	Meter Reading (dBuV)	Det	AF T119 (dB/m)	Amp/Cbl/Fltr/ Pad (dB)	Corrected Reading (dBuV/m)	Avg Limit (dBuV/m)	Margin (dB)	Peak Limit (dBuV/m)	PK Margin (dB)	Azimuth (Degs)	Height (cm)	Polarity
1	* 1.481	45.76	PK2	28.1	-26.2	47.66	-	-	74	-26.34	360	101	H
	* 1.48	34.43	MAv1	28	-26.3	36.13	54	-17.87	-	-	360	101	H
4	* 1.146	45.56	PK2	28.1	-26	47.66	-	-	74	-26.34	360	101	V
	* 1.145	34.11	MAv1	28.1	-26	36.21	54	-17.79	-	-	360	101	V
2	* 4.858	42.02	PK2	34.1	-29.9	46.22	-	-	74	-27.78	360	101	H
	* 4.857	31.18	MAv1	34.1	-29.9	35.38	54	-18.62	-	-	360	101	H
3	* 11.289	36.23	PK2	38.1	-22.6	51.73	-	-	74	-22.27	360	200	H
	* 11.291	24.99	MAv1	38.1	-22.5	40.59	54	-13.41	-	-	360	200	H
5	* 3.825	42.49	PK2	33.4	-31	44.89	-	-	74	-29.11	360	101	V
	* 3.825	31.97	MAv1	33.4	-31	34.37	54	-19.63	-	-	360	101	V
6	* 17.847	35.84	PK2	41.8	-18.4	59.24	-	-	74	-14.76	360	200	V
	* 17.845	24.49	MAv1	41.8	-18.4	47.89	54	-6.11	-	-	360	200	V

* - indicates frequency in CFR47 Pt 15 / IC RSS-Restricted Band
PK2 - KDB558074 Method: Maximum Peak
MAv1 - KDB558074 Option 1 Maximum RMS Average

UL VERIFICATION SERVICES INC.
47173 Benicia Street, Fremont, CA 94538; USA TEL:(510) 319-4000 FAX:(510) 661-0888
This report shall not be reproduced except in full, without the written approval of UL Verification Services Inc.

HIGH CHANNEL, CH 13 RESULTS

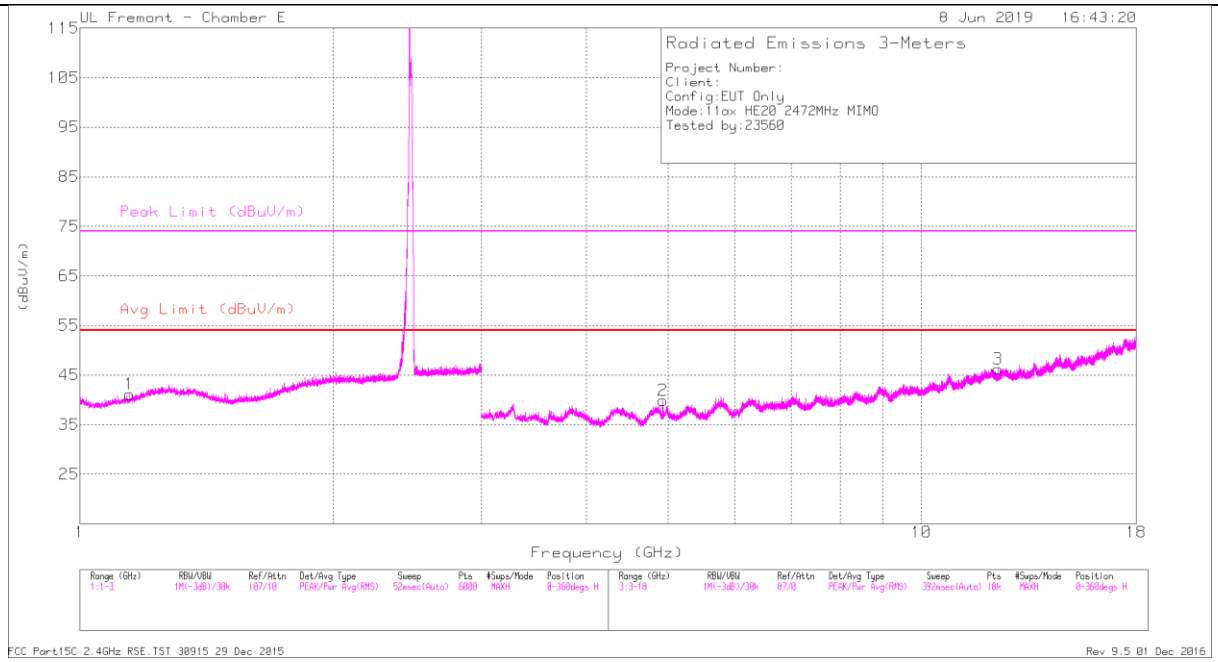

HORIZONTAL

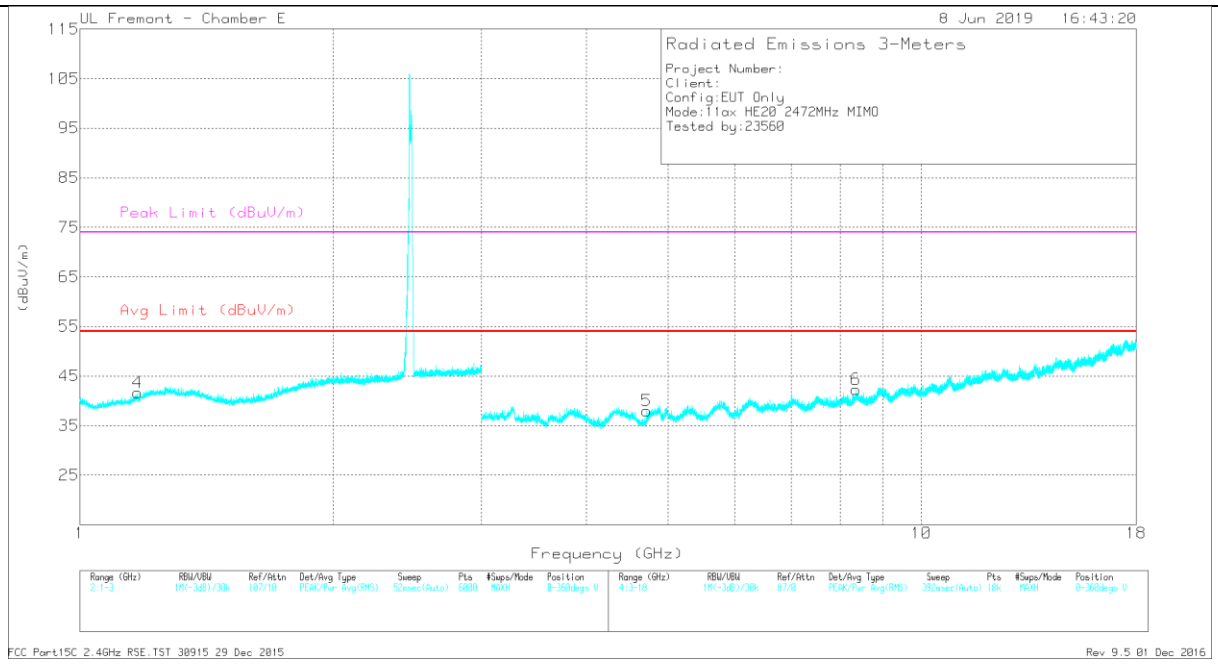

VERTICAL

UL VERIFICATION SERVICES INC.
47173 Benicia Street, Fremont, CA 94538; USA TEL:(510) 319-4000 FAX:(510) 661-0888
This report shall not be reproduced except in full, without the written approval of UL Verification Services Inc.

RADIATED EMISSIONS

Marker	Frequency (GHz)	Meter Reading (dBuV)	Det	AF T119 (dB/m)	Amp/Cbl/Fltr/Pad (dB)	Corrected Reading (dBuV/m)	Avg Limit (dBuV/m)	Margin (dB)	Peak Limit (dBuV/m)	PK Margin (dB)	Azimuth (Degs)	Height (cm)	Polarity
1	* 1.145	45.8	PK2	28.1	-26	47.9	-	-	74	-26.1	0	100	H
	* 1.146	34.11	MAv1	28.1	-26	36.21	54	-17.79	-	-	0	100	H
4	* 1.169	46.11	PK2	28.7	-26	48.81	-	-	74	-25.19	0	200	V
	* 1.171	34.17	MAv1	28.7	-26.1	36.77	54	-17.23	-	-	0	200	V
2	* 4.926	41.83	PK2	34	-30	45.83	-	-	74	-28.17	0	102	H
	* 4.927	30.92	MAv1	34	-30.1	34.82	54	-19.18	-	-	0	102	H
3	* 12.331	35.6	PK2	39	-22.4	52.2	-	-	74	-21.8	0	102	H
	* 12.33	24.78	MAv1	38.9	-22.4	41.28	54	-12.72	-	-	0	102	H
5	* 4.715	41.81	PK2	34	-31.9	43.91	-	-	74	-30.09	0	102	V
	* 4.714	30.62	MAv1	34	-31.9	32.72	54	-21.28	-	-	0	102	V
6	* 8.361	38.34	PK2	35.8	-25.5	48.64	-	-	74	-25.36	0	200	V
	* 8.362	27.14	MAv1	35.8	-25.5	37.44	54	-16.56	-	-	0	200	V

* - indicates frequency in CFR47 Pt 15 / IC RSS-Restricted Band
PK2 - KDB558074 Method: Maximum Peak
MAv1 - KDB558074 Option 1 Maximum RMS Average

UL VERIFICATION SERVICES INC.
47173 Benicia Street, Fremont, CA 94538; USA TEL:(510) 319-4000 FAX:(510) 661-0888
This report shall not be reproduced except in full, without the written approval of UL Verification Services Inc.

ANTENNA 4 + ANTENNA 3 2TX OFDMA MODE: 242-Tones, RU Index 61

BANDEDGE (LOW CHANNEL, CH 1)

HORIZONTAL RESULT

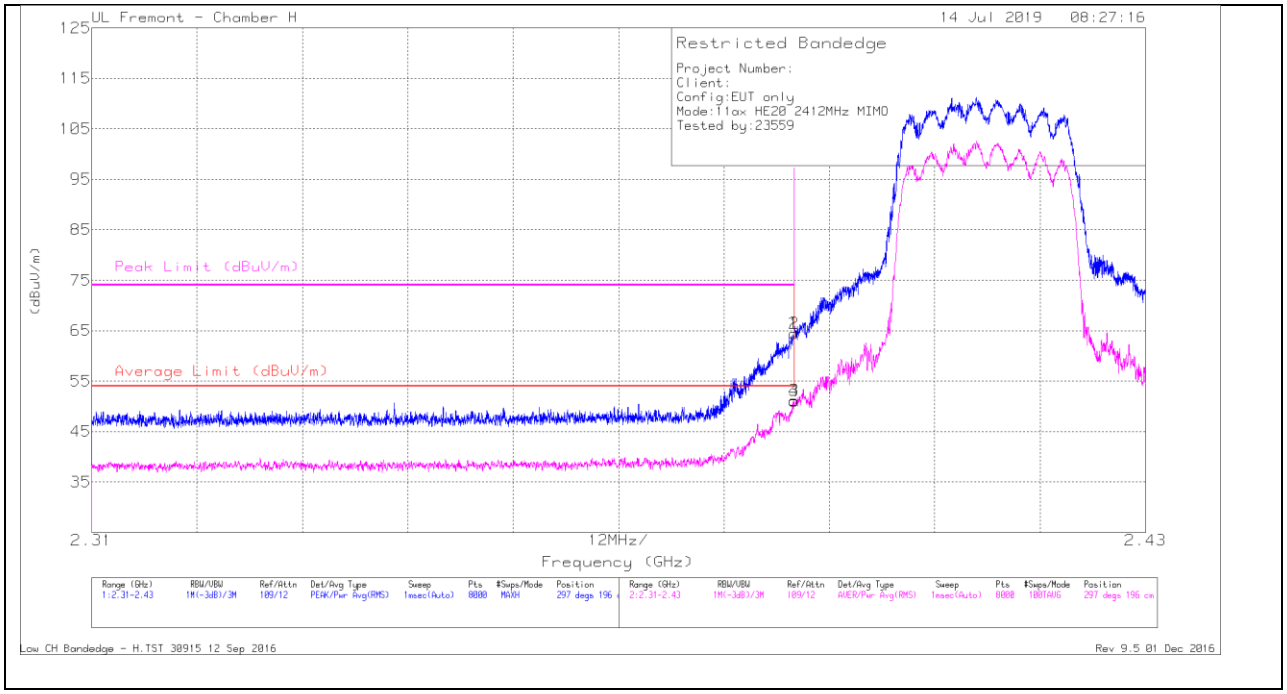

Marker	Frequency (GHz)	Meter Reading (dBuV)	Det	AF T863 (dB/m)	Amp/Cbl/Fltr/Pad (dB)	Corrected Reading (dBuV/m)	Average Limit (dBuV/m)	Margin (dB)	Peak Limit (dBuV/m)	PK Margin (dB)	Azimuth (Degs)	Height (cm)	Polarity
1	* 2.39	53.74	Pk	32.1	-21.4	64.44	-	-	74	-9.56	297	196	H
2	* 2.39	53.76	Pk	32.1	-21.4	64.46	-	-	74	-9.54	297	196	H
3	* 2.39	40.43	RMS	32.1	-21.4	51.13	54	-2.87	-	-	297	196	H
4	* 2.39	40.36	RMS	32.1	-21.4	51.06	54	-2.94	-	-	297	196	H

* - indicates frequency in CFR47 Pt 15 / IC RSS-Restricted Band
Pk - Peak detector
RMS - RMS detection

UL VERIFICATION SERVICES INC.
47173 Benicia Street, Fremont, CA 94538; USA TEL:(510) 319-4000 FAX:(510) 661-0888
This report shall not be reproduced except in full, without the written approval of UL Verification Services Inc.

VERTICAL RESULT

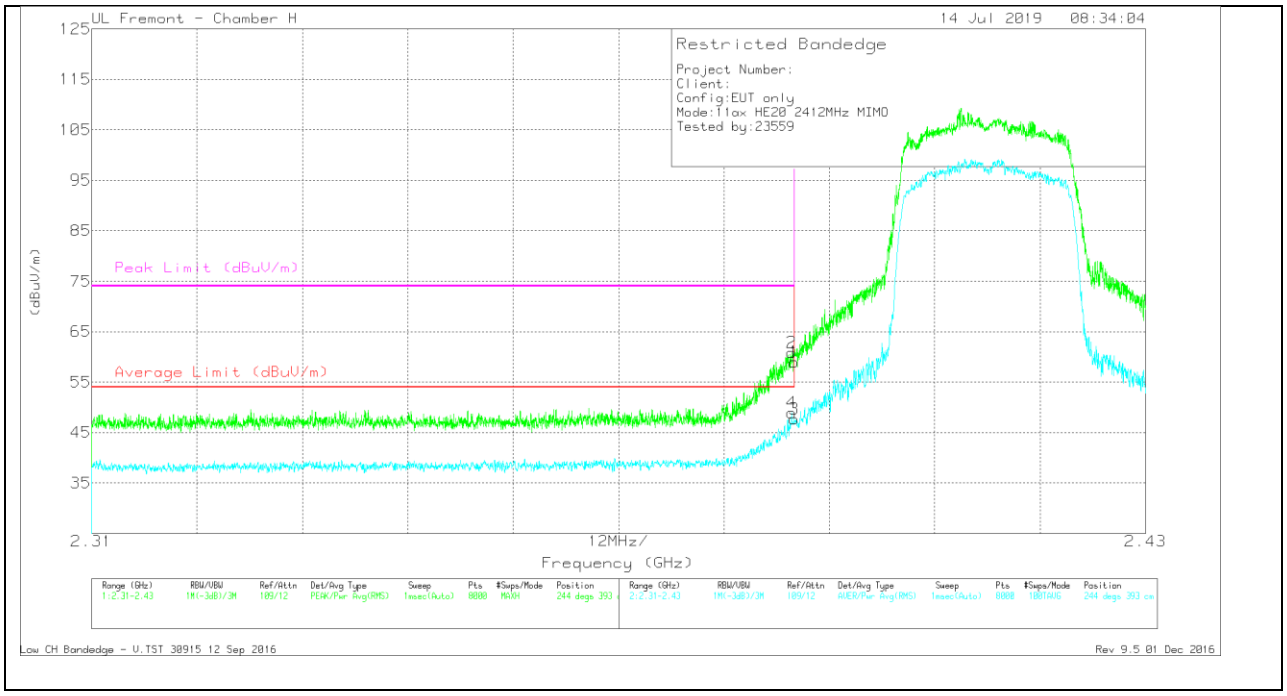

Marker	Frequency (GHz)	Meter Reading (dBuV)	Det	AF T863 (dB/m)	Amp/Cbl/Fltr/Pad (dB)	Corrected Reading (dBuV/m)	Average Limit (dBuV/m)	Margin (dB)	Peak Limit (dBuV/m)	PK Margin (dB)	Azimuth (Degs)	Height (cm)	Polarity
1	* 2.39	48.28	Pk	32.1	-21.4	58.98	-	-	74	-15.02	244	393	V
2	* 2.39	50.19	Pk	32.1	-21.4	60.89	-	-	74	-13.11	244	393	V
3	* 2.39	36.99	RMS	32.1	-21.4	47.69	54	-6.31	-	-	244	393	V
4	* 2.39	38.19	RMS	32.1	-21.4	48.89	54	-5.11	-	-	244	393	V

* - indicates frequency in CFR47 Pt 15 / IC RSS-Restricted Band
Pk - Peak detector
RMS - RMS detection

UL VERIFICATION SERVICES INC.
47173 Benicia Street, Fremont, CA 94538; USA TEL:(510) 319-4000 FAX:(510) 661-0888
This report shall not be reproduced except in full, without the written approval of UL Verification Services Inc.

BANDEDGE (LOW CHANNEL, CH 2)

HORIZONTAL RESULT

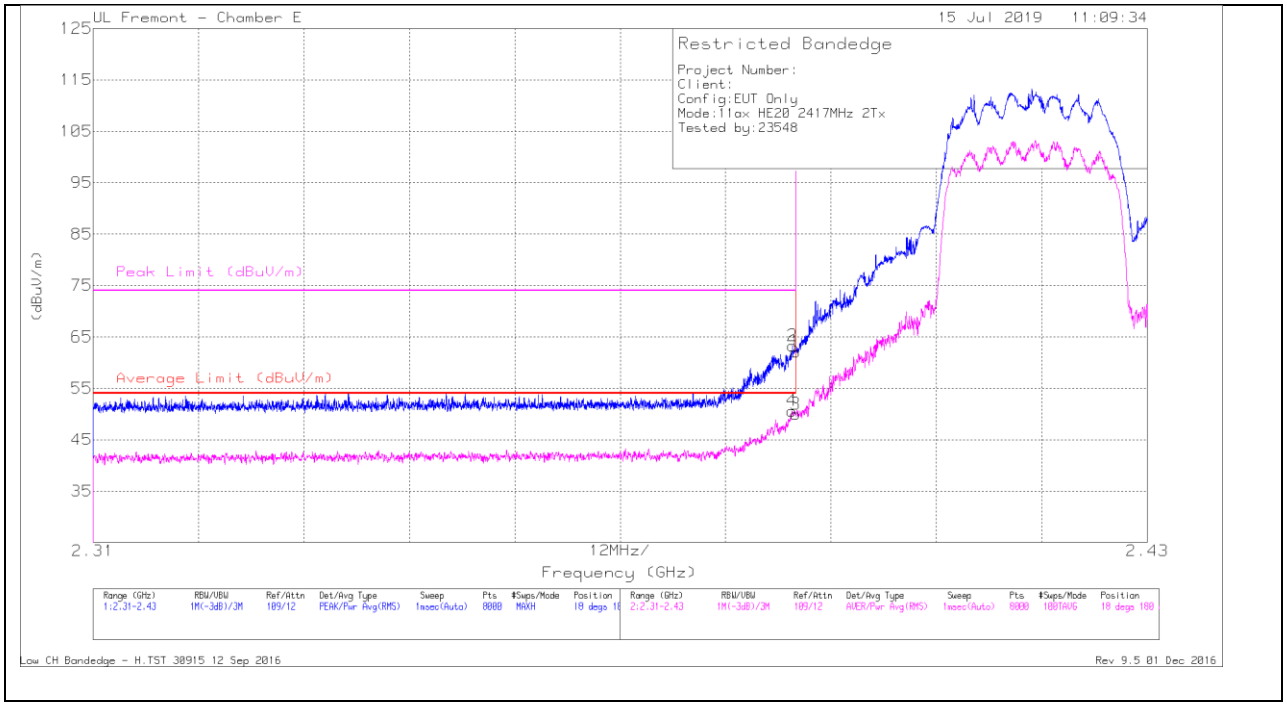

Marker	Frequency (GHz)	Meter Reading (dBuV)	Det	AF T119 (dB/m)	Amp/Cbl/Fltr/Pad (dB)	Corrected Reading (dBuV/m)	Average Limit (dBuV/m)	Margin (dB)	Peak Limit (dBuV/m)	PK Margin (dB)	Azimuth (Degs)	Height (cm)	Polarity
1	* 2.39	48.12	Pk	32.3	-18.3	62.12	-	-	74	-11.88	18	180	H
2	* 2.39	49.29	Pk	32.3	-18.3	63.29	-	-	74	-10.71	18	180	H
3	* 2.39	35.99	RMS	32.3	-18.3	49.99	54	-4.01	-	-	18	180	H
4	* 2.39	36.63	RMS	32.3	-18.3	50.63	54	-3.37	-	-	18	180	H

* - indicates frequency in CFR47 Pt 15 / IC RSS-Restricted Band
Pk - Peak detector
RMS - RMS detection

UL VERIFICATION SERVICES INC.
47173 Benicia Street, Fremont, CA 94538; USA TEL:(510) 319-4000 FAX:(510) 661-0888
This report shall not be reproduced except in full, without the written approval of UL Verification Services Inc.

VERTICAL RESULT

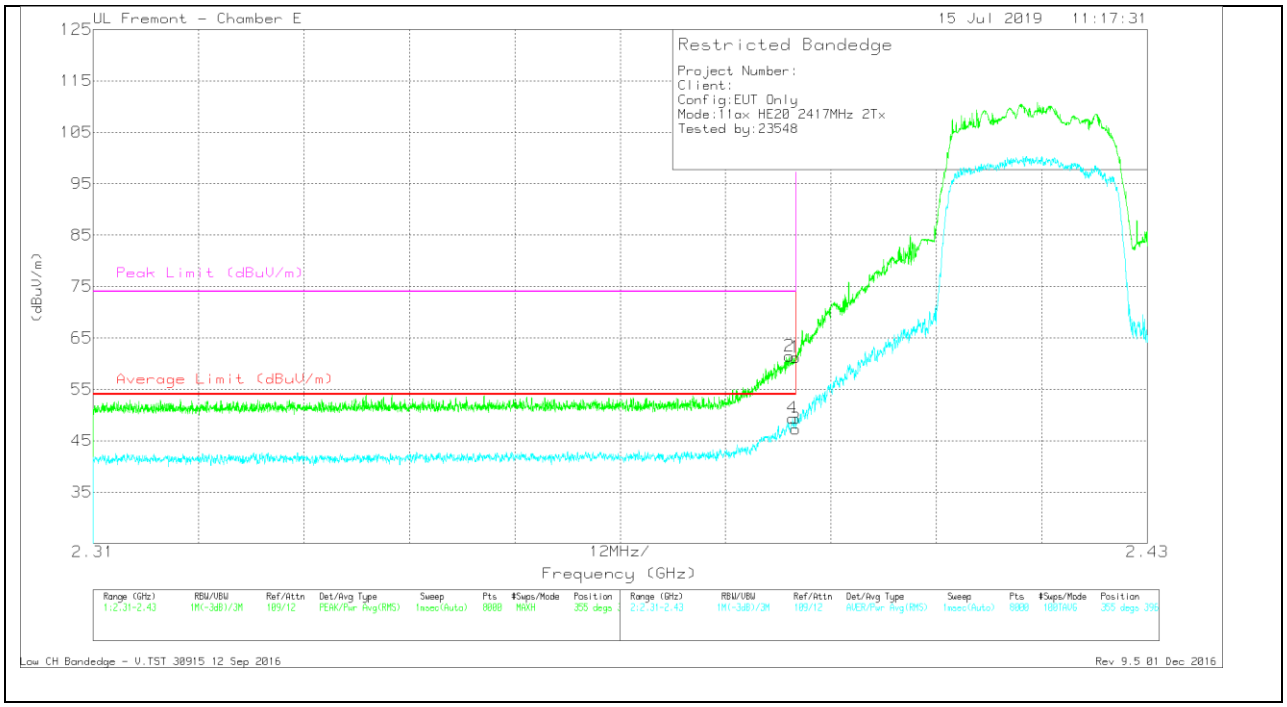

Marker	Frequency (GHz)	Meter Reading (dBuV)	Det	AF T119 (dB/m)	Amp/Cbl/Fltr/Pad (dB)	Corrected Reading (dBuV/m)	Average Limit (dBuV/m)	Margin (dB)	Peak Limit (dBuV/m)	PK Margin (dB)	Azimuth (Degs)	Height (cm)	Polarity
1	* 2.39	47.25	Pk	32.3	-18.3	61.25	-	-	74	-12.75	355	396	V
2	* 2.389	47.48	Pk	32.3	-18.3	61.48	-	-	74	-12.52	355	396	V
3	* 2.39	33.33	RMS	32.3	-18.3	47.33	54	-6.67	-	-	355	396	V
4	* 2.39	35.41	RMS	32.3	-18.3	49.41	54	-4.59	-	-	355	396	V

* - indicates frequency in CFR47 Pt 15 / IC RSS-Restricted Band
Pk - Peak detector
RMS - RMS detection

UL VERIFICATION SERVICES INC.
47173 Benicia Street, Fremont, CA 94538; USA TEL:(510) 319-4000 FAX:(510) 661-0888
This report shall not be reproduced except in full, without the written approval of UL Verification Services Inc.

BANDEDGE (LOW CHANNEL, CH 3)

HORIZONTAL RESULT

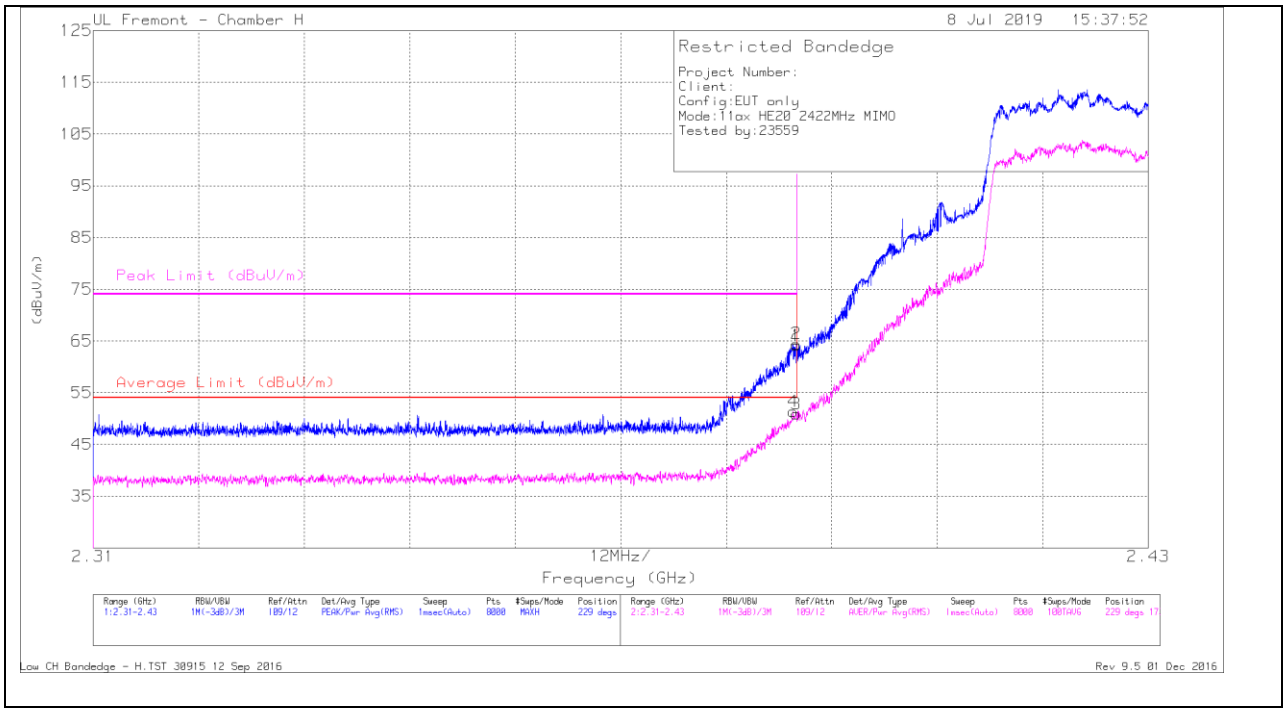

Marker	Frequency (GHz)	Meter Reading (dBuV)	Det	AF T863 (dB/m)	Amp/Cbl/Fltr/Pad (dB)	Corrected Reading (dBuV/m)	Average Limit (dBuV/m)	Margin (dB)	Peak Limit (dBuV/m)	PK Margin (dB)	Azimuth (Degs)	Height (cm)	Polarity
1	* 2.39	53.44	Pk	32.1	-21.4	64.14	-	-	74	-9.86	229	173	H
2	* 2.39	53.74	Pk	32.1	-21.4	64.44	-	-	74	-9.56	229	173	H
3	* 2.39	40.16	RMS	32.1	-21.4	50.86	54	-3.14	-	-	229	173	H
4	* 2.39	40.66	RMS	32.1	-21.4	51.36	54	-2.64	-	-	229	173	H

* - indicates frequency in CFR47 Pt 15 / IC RSS-Restricted Band
Pk - Peak detector
RMS - RMS detection

UL VERIFICATION SERVICES INC.
47173 Benicia Street, Fremont, CA 94538; USA TEL:(510) 319-4000 FAX:(510) 661-0888
This report shall not be reproduced except in full, without the written approval of UL Verification Services Inc.

VERTICAL RESULT

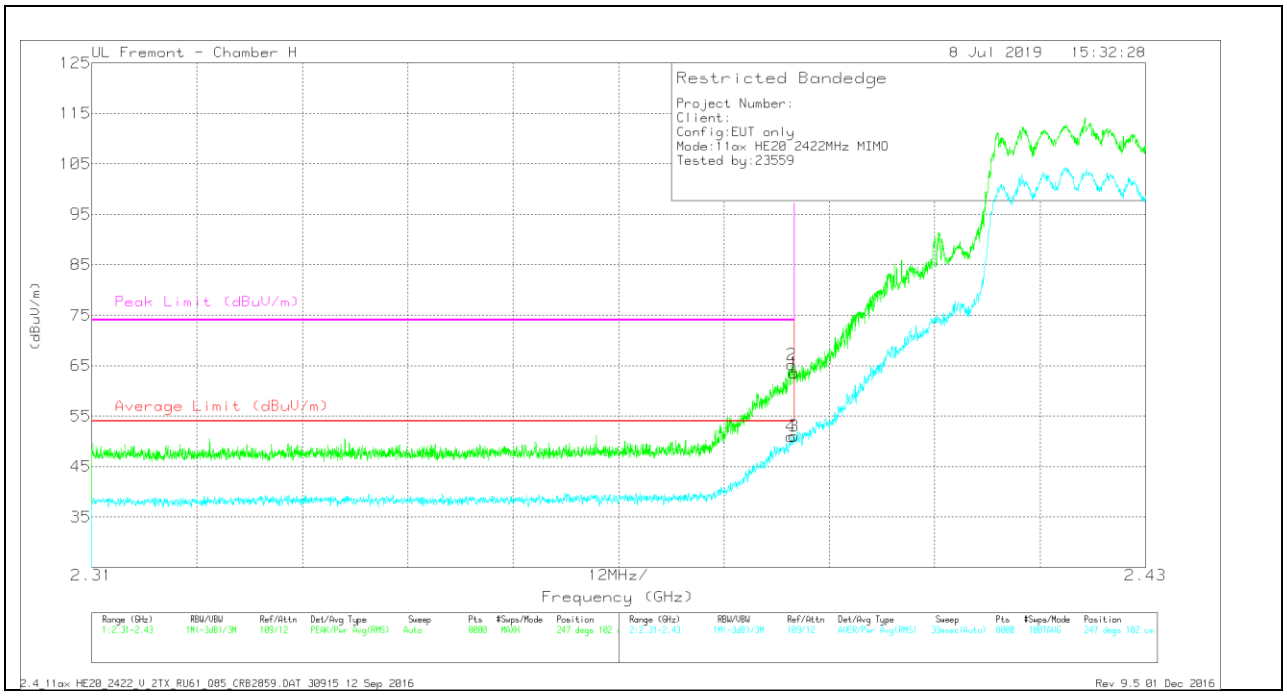

Marker	Frequency (GHz)	Meter Reading (dBuV)	Det	AF T863 (dB/m)	Amp/Cbl/Fltr/Pad (dB)	Corrected Reading (dBuV/m)	Average Limit (dBuV/m)	Margin (dB)	Peak Limit (dBuV/m)	PK Margin (dB)	Azimuth (Degs)	Height (cm)	Polarity
1	* 2.39	52.83	Pk	32.1	-21.4	63.53	-	-	74	-10.47	247	102	V
2	* 2.39	54.44	Pk	32.1	-21.4	65.14	-	-	74	-8.86	247	102	V
3	* 2.39	40.32	RMS	32.1	-21.4	51.02	54	-2.98	-	-	247	102	V
4	* 2.39	40.2	RMS	32.1	-21.4	50.9	54	-3.1	-	-	247	102	V

* - indicates frequency in CFR47 Pt 15 / IC RSS-Restricted Band
Pk - Peak detector
RMS - RMS detection

UL VERIFICATION SERVICES INC.
47173 Benicia Street, Fremont, CA 94538; USA TEL:(510) 319-4000 FAX:(510) 661-0888
This report shall not be reproduced except in full, without the written approval of UL Verification Services Inc.

BANDEDGE (LOW CHANNEL, CH 4)

HORIZONTAL RESULT

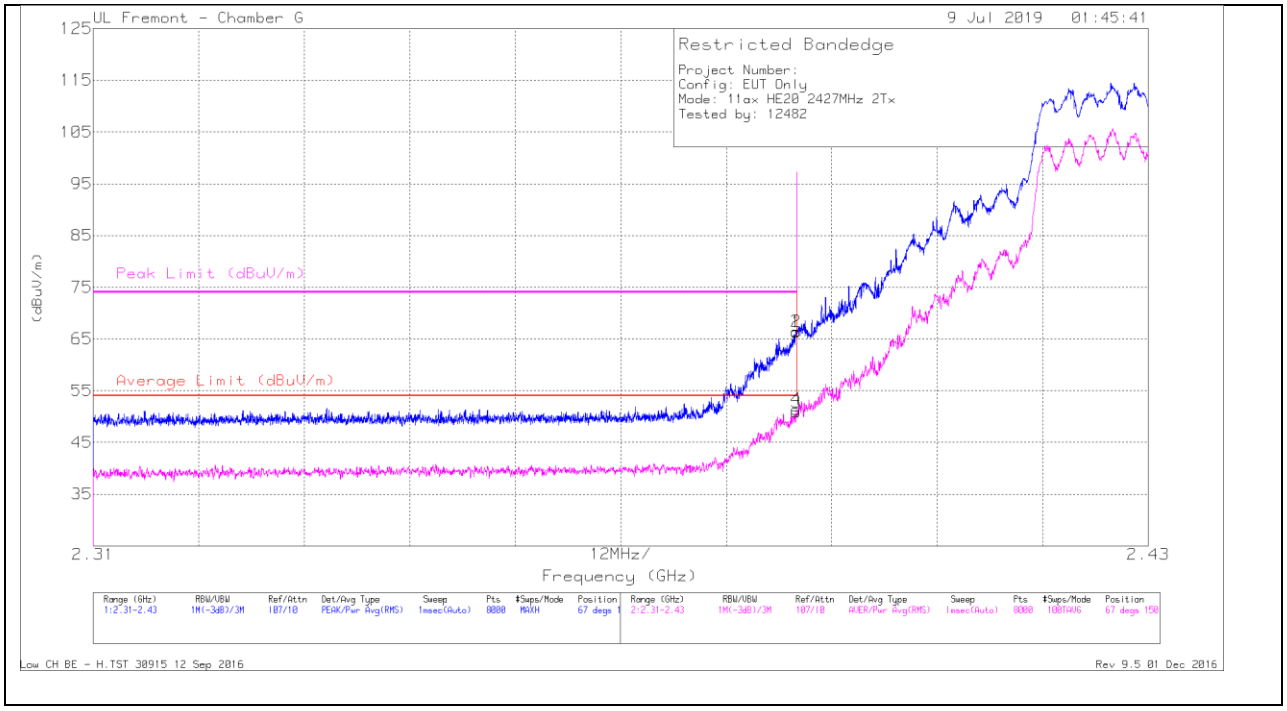

Marker	Frequency (GHz)	Meter Reading (dBuV)	Det	AF T136 (dB/m)	Amp/Cbl/Fltr/Pad (dB)	Corrected Reading (dBuV/m)	Average Limit (dBuV/m)	Margin (dB)	Peak Limit (dBuV/m)	PK Margin (dB)	Azimuth (Degs)	Height (cm)	Polarity
1	* 2.39	56.63	Pk	31.9	-22.2	66.33	-	-	74	-7.67	67	150	H
2	* 2.39	56.76	Pk	31.9	-22.2	66.46	-	-	74	-7.54	67	150	H
3	* 2.39	41.16	RMS	31.9	-22.2	50.86	54	-3.14	-	-	67	150	H
4	* 2.39	41.68	RMS	31.9	-22.2	51.38	54	-2.62	-	-	67	150	H

* - indicates frequency in CFR47 Pt 15 / IC RSS-Restricted Band
Pk - Peak detector
RMS - RMS detection

UL VERIFICATION SERVICES INC.
47173 Benicia Street, Fremont, CA 94538; USA TEL:(510) 319-4000 FAX:(510) 661-0888
This report shall not be reproduced except in full, without the written approval of UL Verification Services Inc.