VERTICAL RESULT

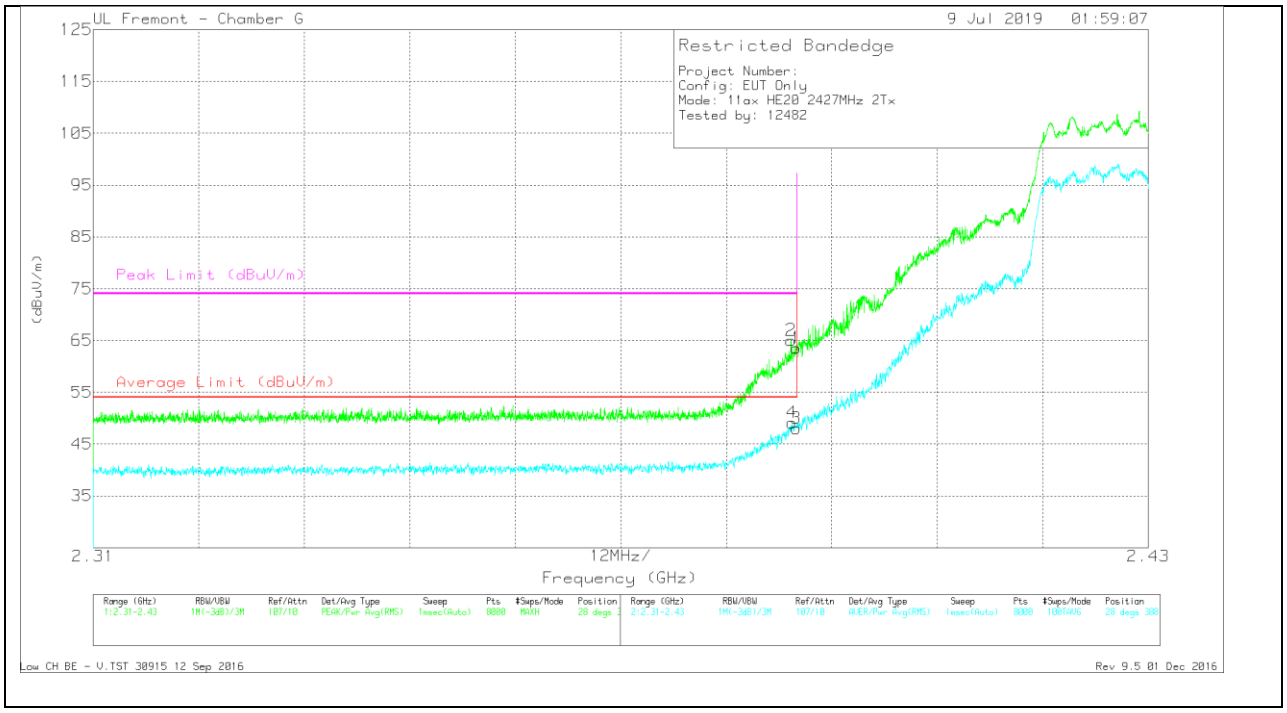

Marker	Frequency (GHz)	Meter Reading (dBuV)	Det	AF T136 (dB/m)	Amp/Cbl/Fltr/Pad (dB)	Corrected Reading (dBuV/m)	Average Limit (dBuV/m)	Margin (dB)	Peak Limit (dBuV/m)	PK Margin (dB)	Azimuth (Degs)	Height (cm)	Polarity
1	* 2.39	53.85	Pk	31.9	-22.2	63.55	-	-	74	-10.45	28	388	V
2	* 2.389	55.31	Pk	31.9	-22.2	65.01	-	-	74	-8.99	28	388	V
3	* 2.39	38.35	RMS	31.9	-22.2	48.05	54	-5.95	-	-	28	388	V
4	* 2.389	39.43	RMS	31.9	-22.2	49.13	54	-4.87	-	-	28	388	V

* - indicates frequency in CFR47 Pt 15 / IC RSS-Restricted Band
Pk - Peak detector
RMS - RMS detection

UL VERIFICATION SERVICES INC.
47173 Benicia Street, Fremont, CA 94538; USA TEL:(510) 319-4000 FAX:(510) 661-0888
This report shall not be reproduced except in full, without the written approval of UL Verification Services Inc.

BANDEDGE (LOW CHANNEL, CH 9)

HORIZONTAL RESULT

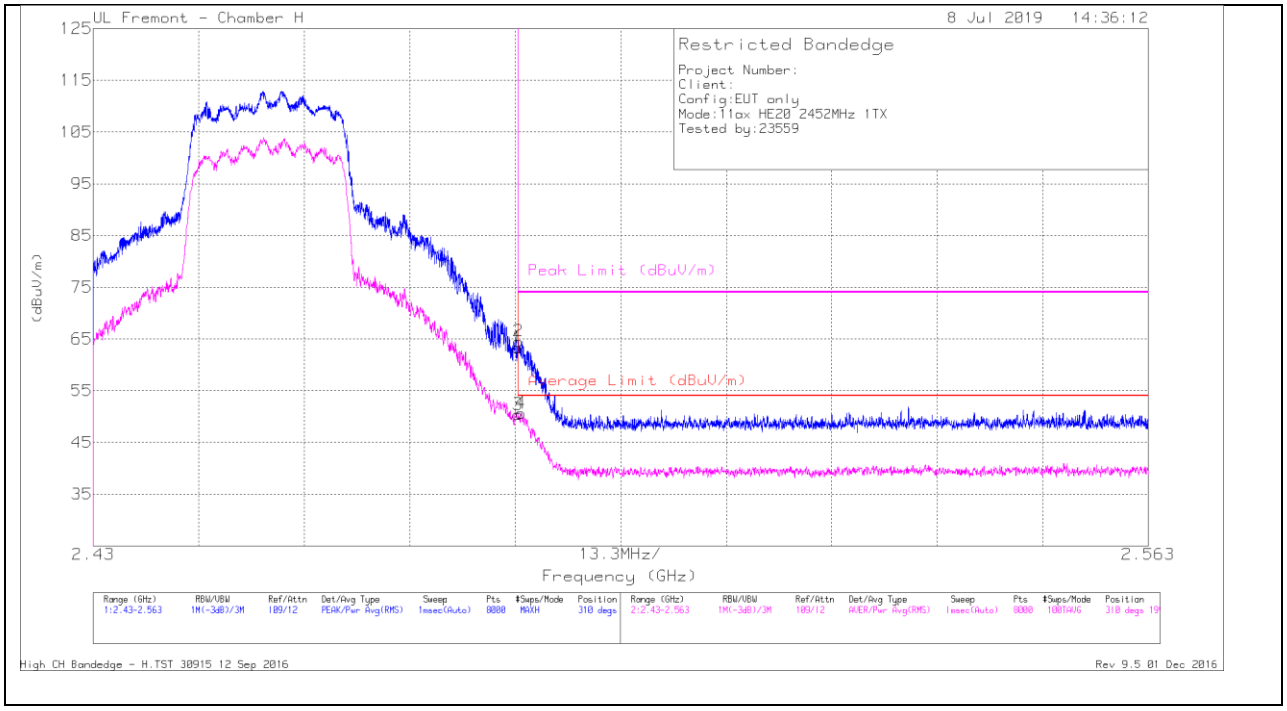

Marker	Frequency (GHz)	Meter Reading (dBuV)	Det	AF T863 (dB/m)	Amp/Cbl/Fltr/Pad (dB)	Corrected Reading (dBuV/m)	Average Limit (dBuV/m)	Margin (dB)	Peak Limit (dBuV/m)	PK Margin (dB)	Azimuth (Degs)	Height (cm)	Polarity
1	* 2.484	52.27	Pk	32.5	-21.5	63.27	-	-	74	-10.73	310	199	H
2	* 2.484	53.57	Pk	32.5	-21.5	64.57	-	-	74	-9.43	310	199	H
3	* 2.484	39.43	RMS	32.5	-21.5	50.43	54	-3.57	-	-	310	199	H
4	* 2.484	39.67	RMS	32.5	-21.5	50.67	54	-3.33	-	-	310	199	H

* - indicates frequency in CFR47 Pt 15 / IC RSS-Restricted Band
Pk - Peak detector
RMS - RMS detection

UL VERIFICATION SERVICES INC.
47173 Benicia Street, Fremont, CA 94538; USA TEL:(510) 319-4000 FAX:(510) 661-0888
This report shall not be reproduced except in full, without the written approval of UL Verification Services Inc.

VERTICAL RESULT

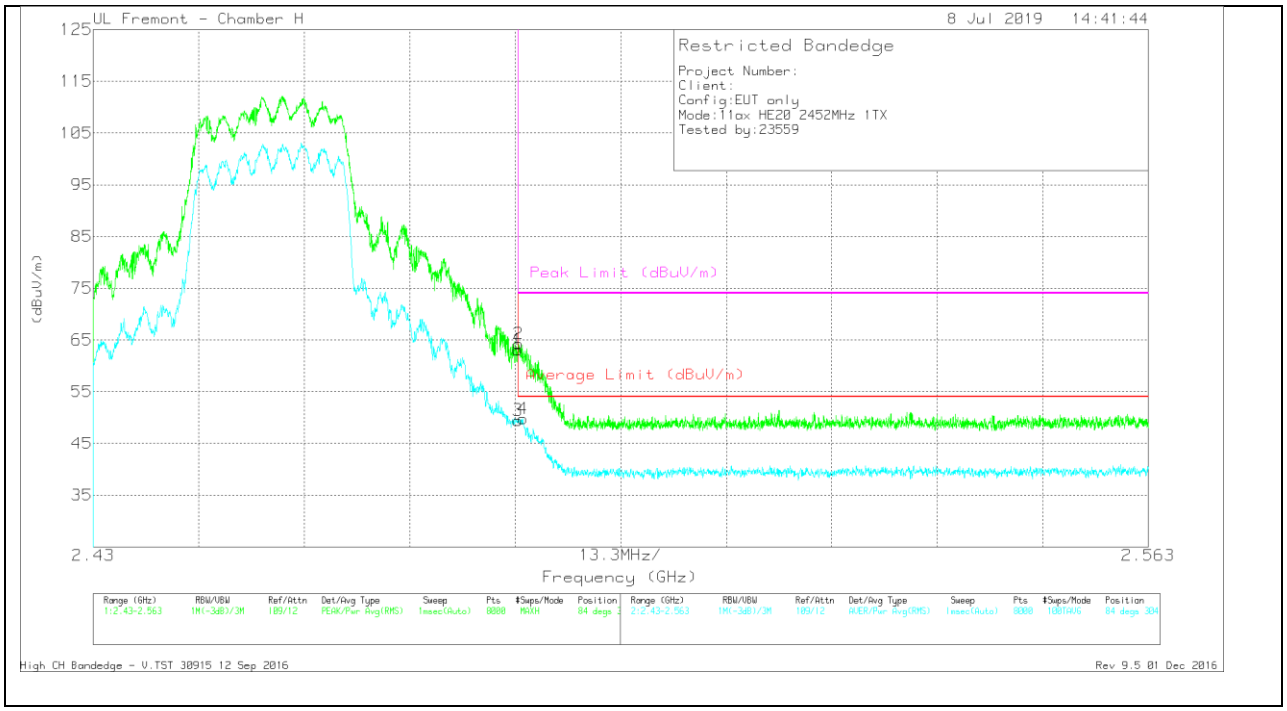

Marker	Frequency (GHz)	Meter Reading (dBuV)	Det	AF T863 (dB/m)	Amp/Cbl/Fltr/Pad (dB)	Corrected Reading (dBuV/m)	Average Limit (dBuV/m)	Margin (dB)	Peak Limit (dBuV/m)	PK Margin (dB)	Azimuth (Degs)	Height (cm)	Polarity
1	* 2.484	52.14	Pk	32.5	-21.5	63.14	-	-	74	-10.86	84	304	V
2	* 2.484	53.25	Pk	32.5	-21.5	64.25	-	-	74	-9.75	84	304	V
3	* 2.484	38.46	RMS	32.5	-21.5	49.46	54	-4.54	-	-	84	304	V
4	* 2.484	38.77	RMS	32.5	-21.5	49.77	54	-4.23	-	-	84	304	V

* - indicates frequency in CFR47 Pt 15 / IC RSS-Restricted Band
Pk - Peak detector
RMS - RMS detection

UL VERIFICATION SERVICES INC.
47173 Benicia Street, Fremont, CA 94538; USA TEL:(510) 319-4000 FAX:(510) 661-0888
This report shall not be reproduced except in full, without the written approval of UL Verification Services Inc.

BANDEDGE (HIGH CHANNEL, CH 10)

HORIZONTAL RESULT

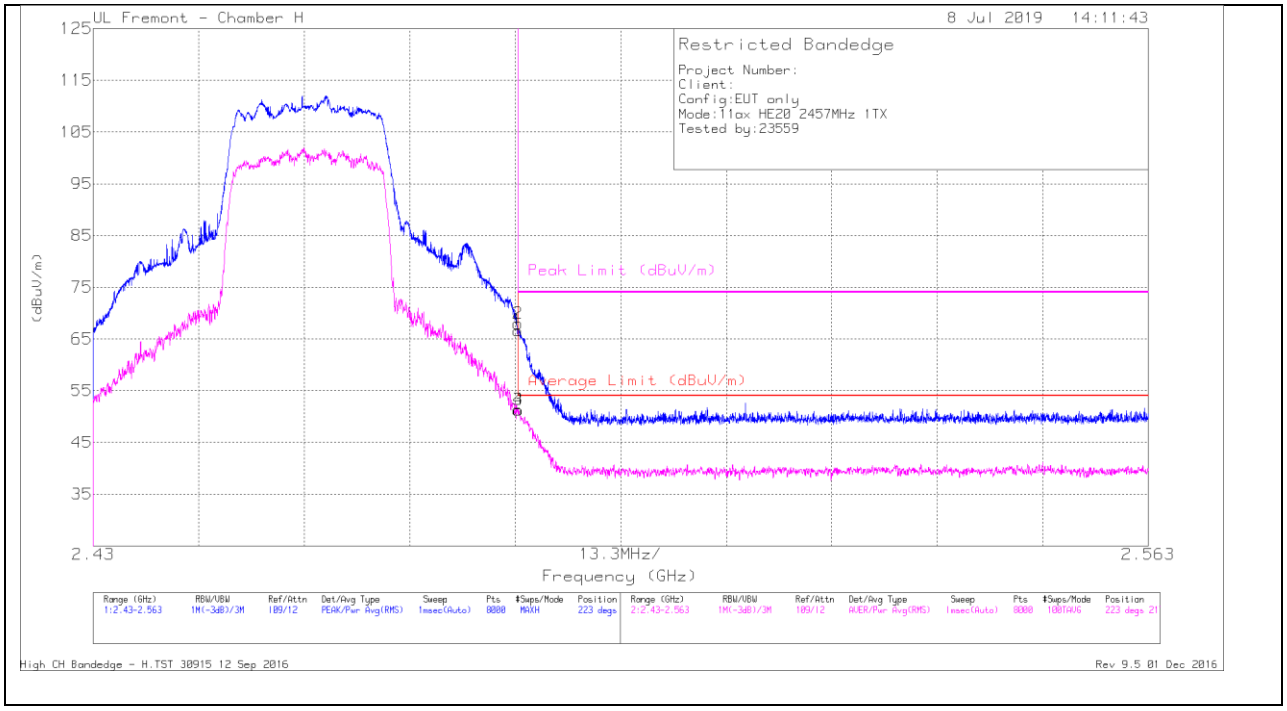

Marker	Frequency (GHz)	Meter Reading (dBuV)	Det	AF T863 (dB/m)	Amp/Cbl/Fltr/Pad (dB)	Corrected Reading (dBuV/m)	Average Limit (dBuV/m)	Margin (dB)	Peak Limit (dBuV/m)	PK Margin (dB)	Azimuth (Degs)	Height (cm)	Polarity
1	* 2.484	55.62	Pk	32.5	-21.5	66.62	-	-	74	-7.38	223	217	H
2	* 2.484	57	Pk	32.5	-21.5	68	-	-	74	-6	223	217	H
3	* 2.484	40.32	RMS	32.5	-21.5	51.32	54	-2.68	-	-	223	217	H
4	* 2.484	40.3	RMS	32.5	-21.5	51.3	54	-2.7	-	-	223	217	H

* - indicates frequency in CFR47 Pt 15 / IC RSS-Restricted Band
Pk - Peak detector
RMS - RMS detection

UL VERIFICATION SERVICES INC.
47173 Benicia Street, Fremont, CA 94538; USA TEL:(510) 319-4000 FAX:(510) 661-0888
This report shall not be reproduced except in full, without the written approval of UL Verification Services Inc.

VERTICAL RESULT

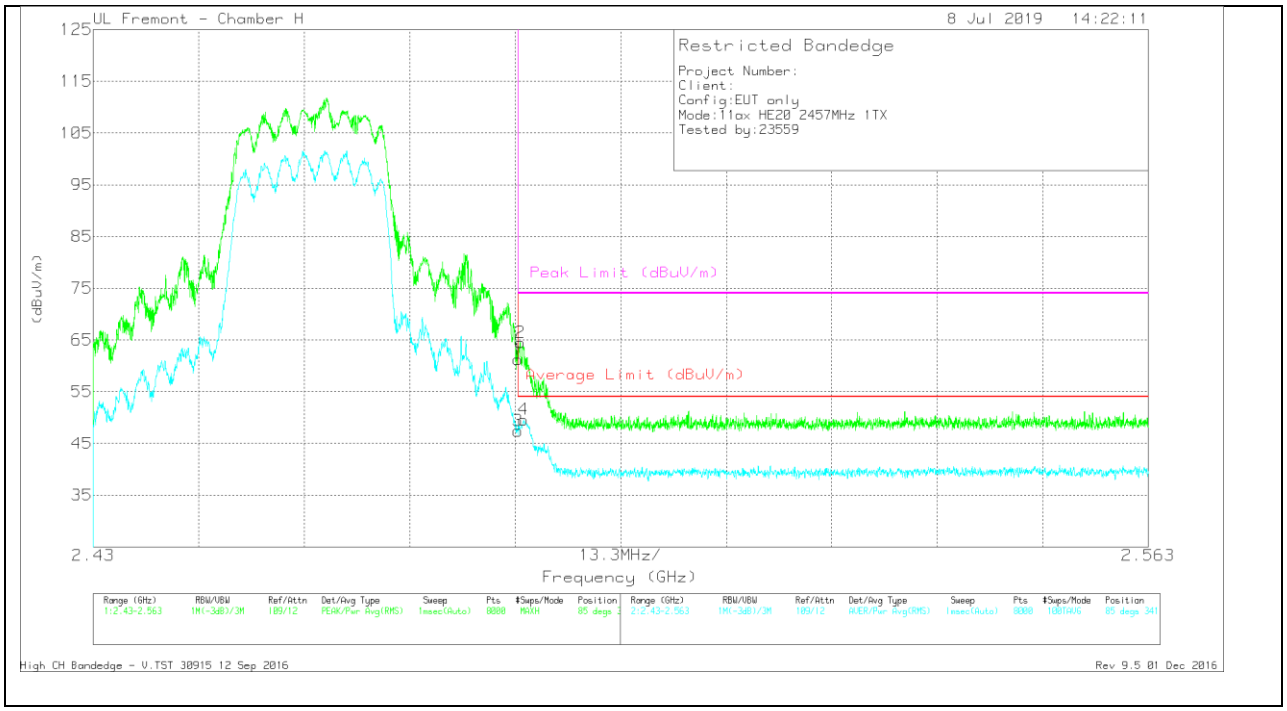

Marker	Frequency (GHz)	Meter Reading (dBuV)	Det	AF T863 (dB/m)	Amp/Cbl/Fltr/Pad (dB)	Corrected Reading (dBuV/m)	Average Limit (dBuV/m)	Margin (dB)	Peak Limit (dBuV/m)	PK Margin (dB)	Azimuth (Degs)	Height (cm)	Polarity
1	* 2.484	50.22	Pk	32.5	-21.5	61.22	-	-	74	-12.78	85	341	V
2	* 2.484	53.51	Pk	32.5	-21.5	64.51	-	-	74	-9.49	85	341	V
3	* 2.484	36.44	RMS	32.5	-21.5	47.44	54	-6.56	-	-	85	341	V
4	* 2.484	38.6	RMS	32.5	-21.5	49.6	54	-4.4	-	-	85	341	V

* - indicates frequency in CFR47 Pt 15 / IC RSS-Restricted Band
Pk - Peak detector
RMS - RMS detection

UL VERIFICATION SERVICES INC.
47173 Benicia Street, Fremont, CA 94538; USA TEL:(510) 319-4000 FAX:(510) 661-0888
This report shall not be reproduced except in full, without the written approval of UL Verification Services Inc.

BANDEDGE (HIGH CHANNEL, CH 11)

HORIZONTAL RESULT

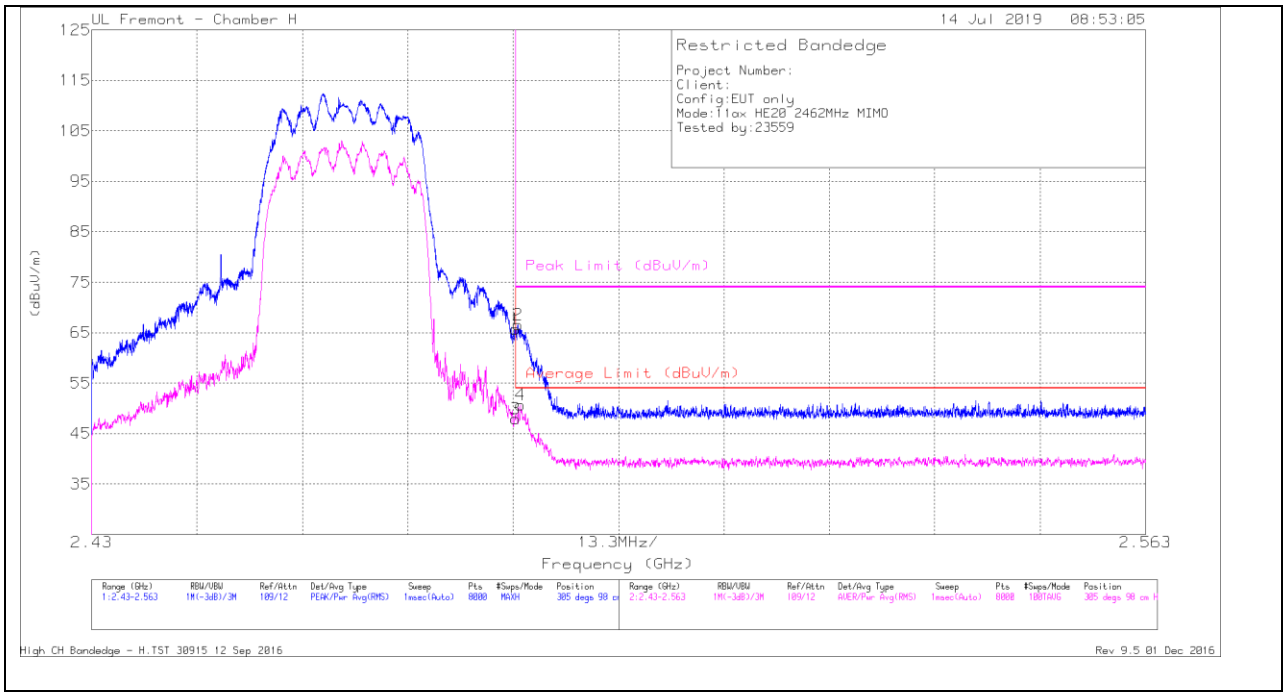

Marker	Frequency (GHz)	Meter Reading (dBuV)	Det	AF T863 (dB/m)	Amp/Cbl/Fltr/Pad (dB)	Corrected Reading (dBuV/m)	Average Limit (dBuV/m)	Margin (dB)	Peak Limit (dBuV/m)	PK Margin (dB)	Azimuth (Degs)	Height (cm)	Polarity
1	* 2.484	54.68	Pk	32.5	-21.5	65.68	-	-	74	-8.32	305	98	H
2	* 2.484	55.54	Pk	32.5	-21.5	66.54	-	-	74	-7.46	305	98	H
3	* 2.484	36.97	RMS	32.5	-21.5	47.97	54	-6.03	-	-	305	98	H
4	* 2.484	39.69	RMS	32.5	-21.5	50.69	54	-3.31	-	-	305	98	H

* - indicates frequency in CFR47 Pt 15 / IC RSS-Restricted Band
Pk - Peak detector
RMS - RMS detection

UL VERIFICATION SERVICES INC.
47173 Benicia Street, Fremont, CA 94538; USA TEL:(510) 319-4000 FAX:(510) 661-0888
This report shall not be reproduced except in full, without the written approval of UL Verification Services Inc.

VERTICAL RESULT

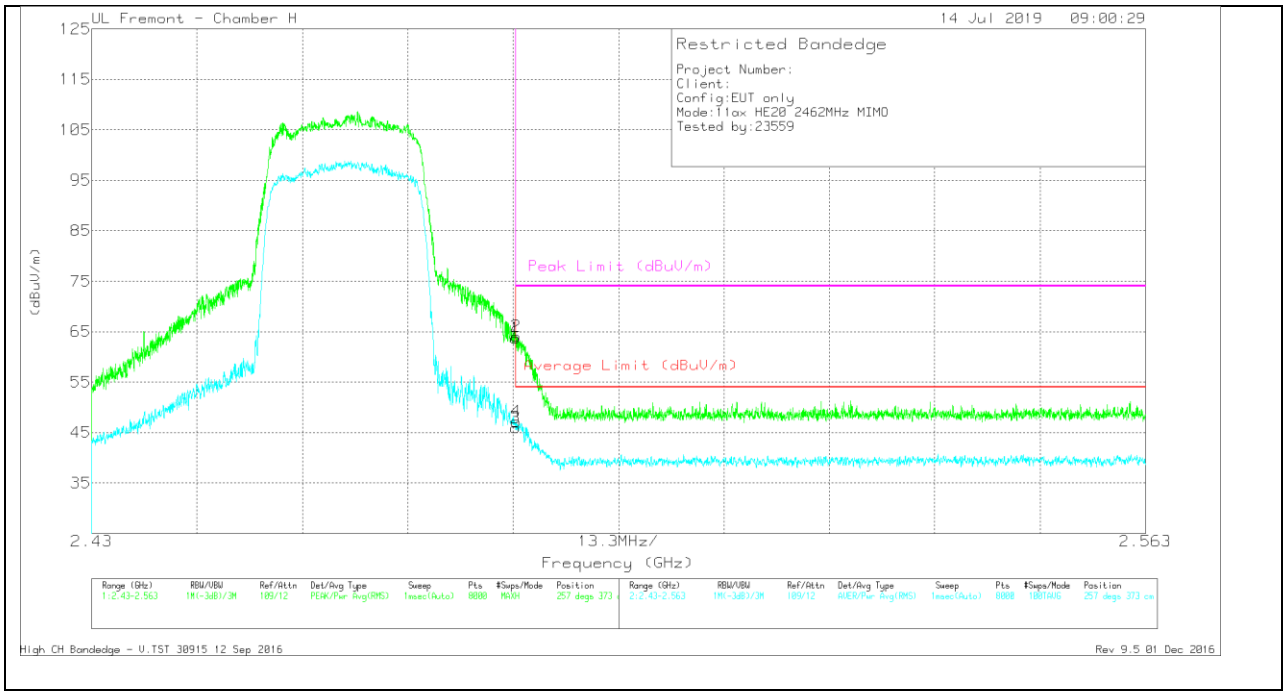

Marker	Frequency (GHz)	Meter Reading (dBuV)	Det	AF T863 (dB/m)	Amp/Cbl/Fltr/Pad (dB)	Corrected Reading (dBuV/m)	Average Limit (dBuV/m)	Margin (dB)	Peak Limit (dBuV/m)	PK Margin (dB)	Azimuth (Degs)	Height (cm)	Polarity
1	* 2.484	52.67	Pk	32.5	-21.5	63.67	-	-	74	-10.33	257	373	V
2	* 2.484	53.05	Pk	32.5	-21.5	64.05	-	-	74	-9.95	257	373	V
3	* 2.484	34.98	RMS	32.5	-21.5	45.98	54	-8.02	-	-	257	373	V
4	* 2.484	36.13	RMS	32.5	-21.5	47.13	54	-6.87	-	-	257	373	V

* - indicates frequency in CFR47 Pt 15 / IC RSS-Restricted Band
Pk - Peak detector
RMS - RMS detection

UL VERIFICATION SERVICES INC.
47173 Benicia Street, Fremont, CA 94538; USA TEL:(510) 319-4000 FAX:(510) 661-0888
This report shall not be reproduced except in full, without the written approval of UL Verification Services Inc.

BANDEDGE (HIGH CHANNEL, CH 12)

HORIZONTAL RESULT

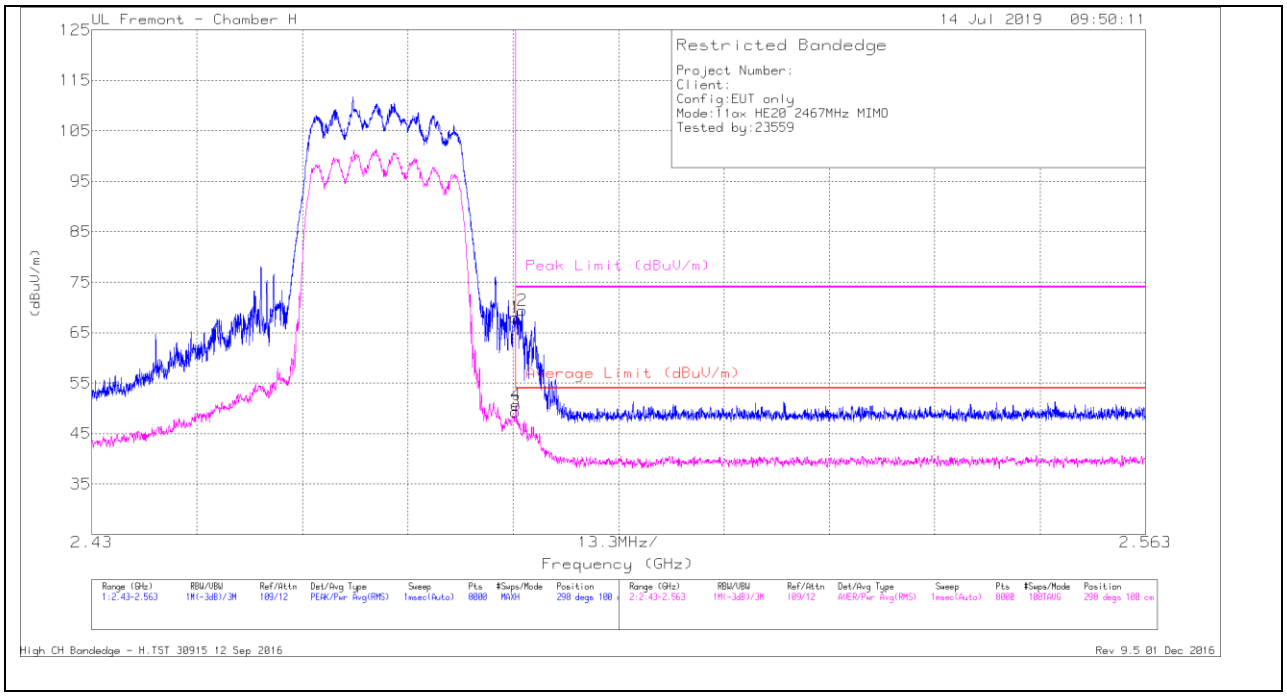

Marker	Frequency (GHz)	Meter Reading (dBuV)	Det	AF T863 (dB/m)	Amp/Cbl/Fltr/Pad (dB)	Corrected Reading (dBuV/m)	Average Limit (dBuV/m)	Margin (dB)	Peak Limit (dBuV/m)	PK Margin (dB)	Azimuth (Degs)	Height (cm)	Polarity
1	* 2.484	57.03	Pk	32.5	-21.5	68.03	-	-	74	-5.97	298	100	H
2	* 2.484	58.39	Pk	32.5	-21.5	69.39	-	-	74	-4.61	298	100	H
3	* 2.484	38.36	RMS	32.5	-21.5	49.36	54	-4.64	-	-	298	100	H
4	* 2.484	39.68	RMS	32.5	-21.5	50.68	54	-3.32	-	-	298	100	H

* - indicates frequency in CFR47 Pt 15 / IC RSS-Restricted Band
Pk - Peak detector
RMS - RMS detection

UL VERIFICATION SERVICES INC.
47173 Benicia Street, Fremont, CA 94538; USA TEL:(510) 319-4000 FAX:(510) 661-0888
This report shall not be reproduced except in full, without the written approval of UL Verification Services Inc.

VERTICAL RESULT

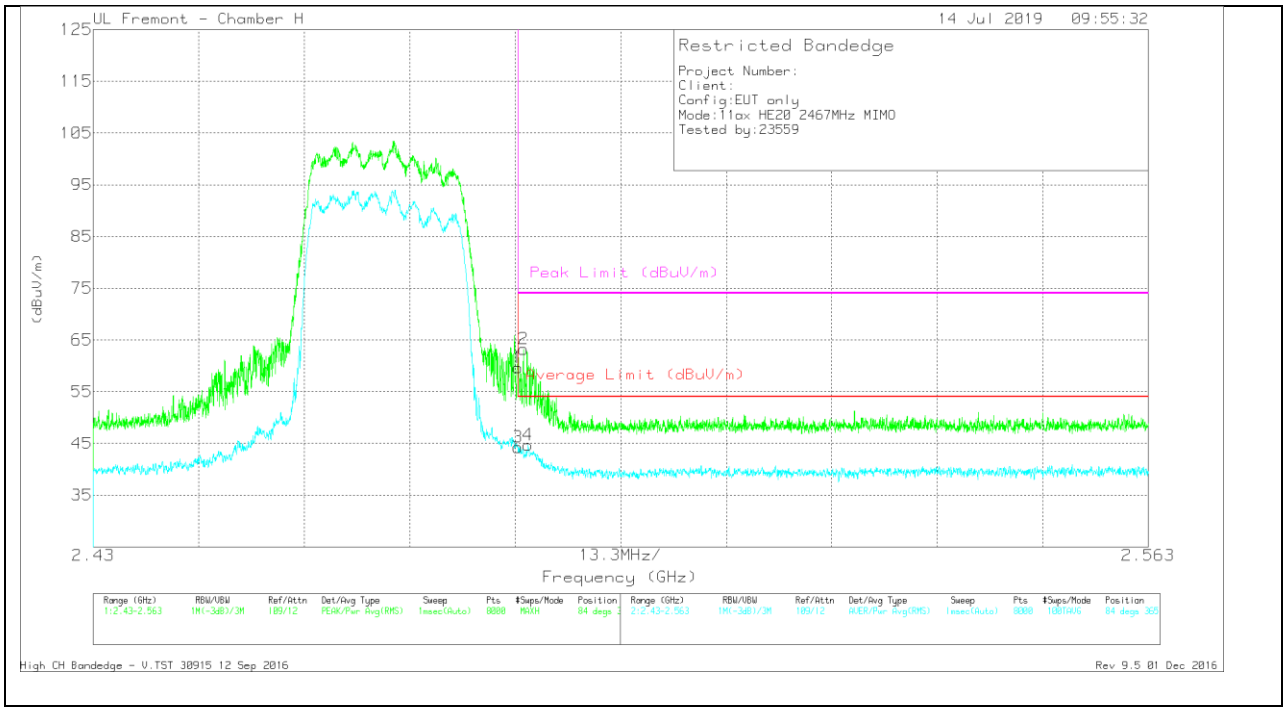

Marker	Frequency (GHz)	Meter Reading (dBuV)	Det	AF T863 (dB/m)	Amp/Cbl/Fltr/Pad (dB)	Corrected Reading (dBuV/m)	Average Limit (dBuV/m)	Margin (dB)	Peak Limit (dBuV/m)	PK Margin (dB)	Azimuth (Degs)	Height (cm)	Polarity
1	* 2.484	48.65	Pk	32.5	-21.5	59.65	-	-	74	-14.35	84	365	V
2	* 2.484	52.24	Pk	32.5	-21.5	63.24	-	-	74	-10.76	84	365	V
3	* 2.484	33.28	RMS	32.5	-21.5	44.28	54	-9.72	-	-	84	365	V
4	* 2.485	33.69	RMS	32.5	-21.5	44.69	54	-9.31	-	-	84	365	V

* - indicates frequency in CFR47 Pt 15 / IC RSS-Restricted Band
Pk - Peak detector
RMS - RMS detection

UL VERIFICATION SERVICES INC.
47173 Benicia Street, Fremont, CA 94538; USA TEL:(510) 319-4000 FAX:(510) 661-0888
This report shall not be reproduced except in full, without the written approval of UL Verification Services Inc.

BANDEDGE (HIGH CHANNEL, CH 13)

HORIZONTAL RESULT

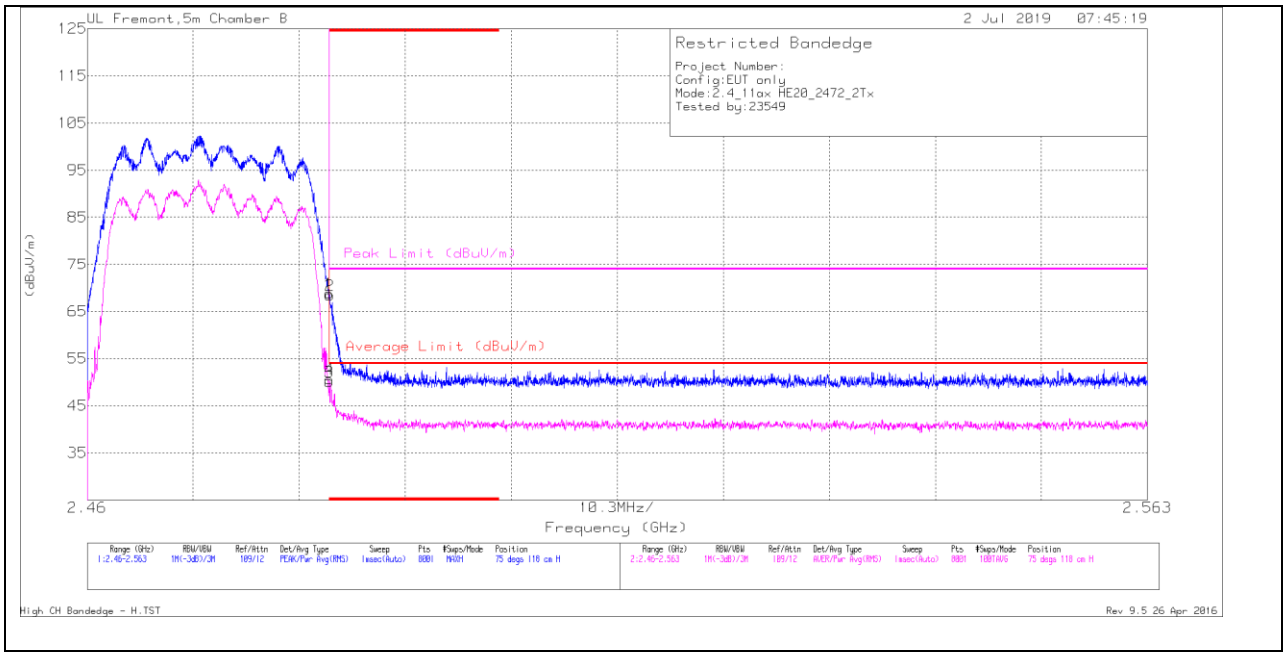

Marker	Frequency (GHz)	Meter Reading (dBuV)	Det	AF T344 (dB/m)	Amp/Cbl/Fltr/Pad (dB)	Corrected Reading (dBuV/m)	Average Limit (dBuV/m)	Margin (dB)	Peak Limit (dBuV/m)	PK Margin (dB)	Azimuth (Degs)	Height (cm)	Polarity
1	* 2.484	55.41	Pk	32.3	-18.9	68.81	-	-	74	-5.19	75	118	H
2	* 2.484	55.06	Pk	32.3	-18.9	68.46	-	-	74	-5.54	75	118	H
3	* 2.484	36.78	RMS	32.3	-18.9	50.18	54	-3.82	-	-	75	118	H
4	* 2.484	37.26	RMS	32.3	-18.9	50.66	54	-3.34	-	-	75	118	H

* - indicates frequency in CFR47 Pt 15 / IC RSS-Restricted Band
Pk - Peak detector
RMS - RMS detection

UL VERIFICATION SERVICES INC.
47173 Benicia Street, Fremont, CA 94538; USA TEL:(510) 319-4000 FAX:(510) 661-0888
This report shall not be reproduced except in full, without the written approval of UL Verification Services Inc.

VERTICAL RESULT

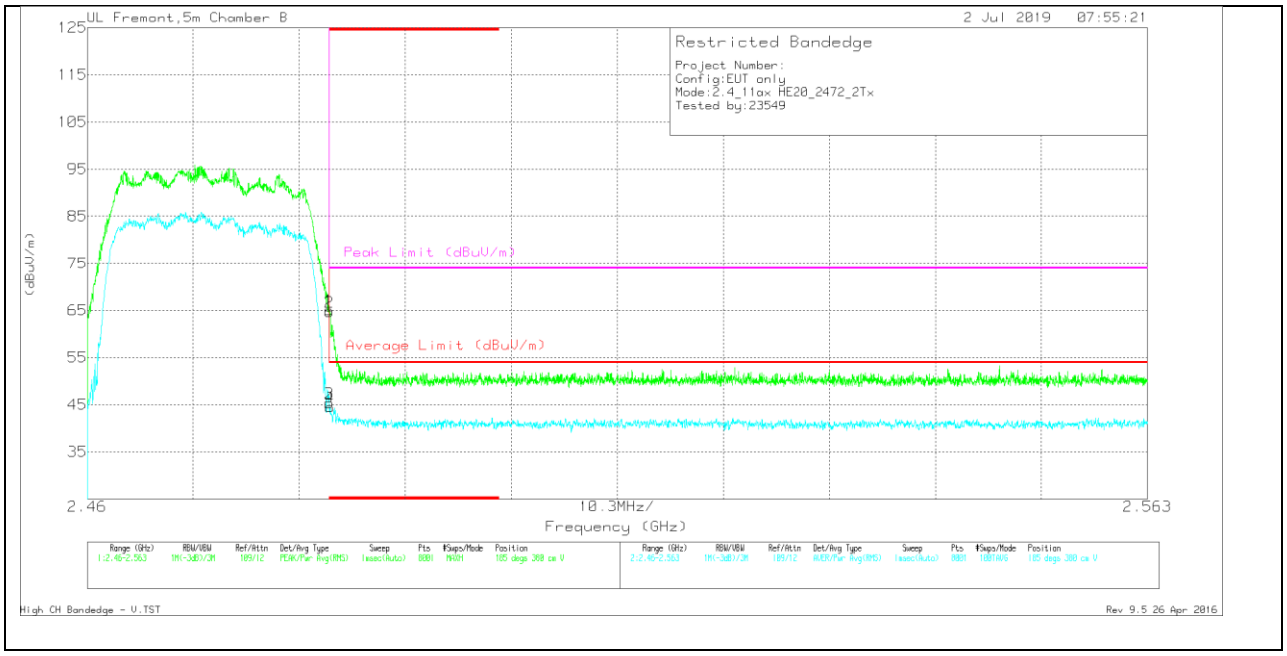

Marker	Frequency (GHz)	Meter Reading (dBuV)	Det	AF T344 (dB/m)	Amp/Cbl/Fltr/Pad (dB)	Corrected Reading (dBuV/m)	Average Limit (dBuV/m)	Margin (dB)	Peak Limit (dBuV/m)	PK Margin (dB)	Azimuth (Degs)	Height (cm)	Polarity
1	* 2.484	51.7	Pk	32.3	-18.9	65.1	-	-	74	-8.9	185	380	V
2	* 2.484	51.32	Pk	32.3	-18.9	64.72	-	-	74	-9.28	185	380	V
3	* 2.484	31.98	RMS	32.3	-18.9	45.38	54	-8.62	-	-	185	380	V
4	* 2.484	31.09	RMS	32.3	-18.9	44.49	54	-9.51	-	-	185	380	V

* - indicates frequency in CFR47 Pt 15 / IC RSS-Restricted Band
Pk - Peak detector
RMS - RMS detection

UL VERIFICATION SERVICES INC.
47173 Benicia Street, Fremont, CA 94538; USA TEL:(510) 319-4000 FAX:(510) 661-0888
This report shall not be reproduced except in full, without the written approval of UL Verification Services Inc.

HARMONICS AND SPURIOUS EMISSIONS

LOW CHANNEL, CH 1 RESULTS

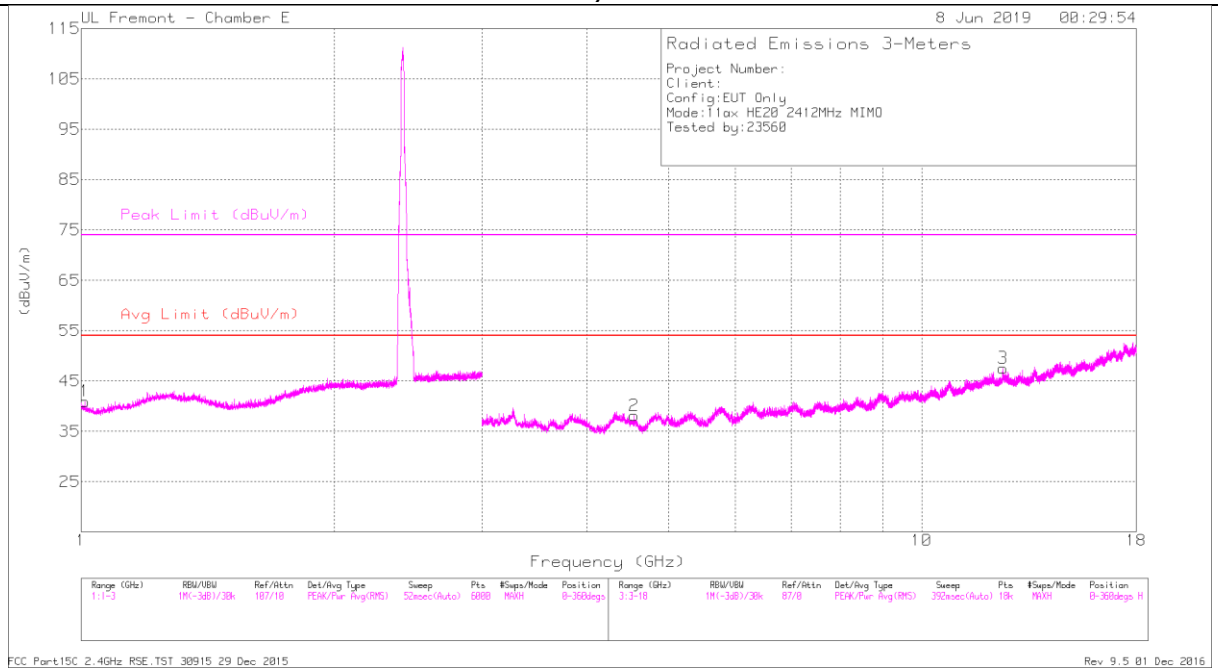

HORIZONTAL

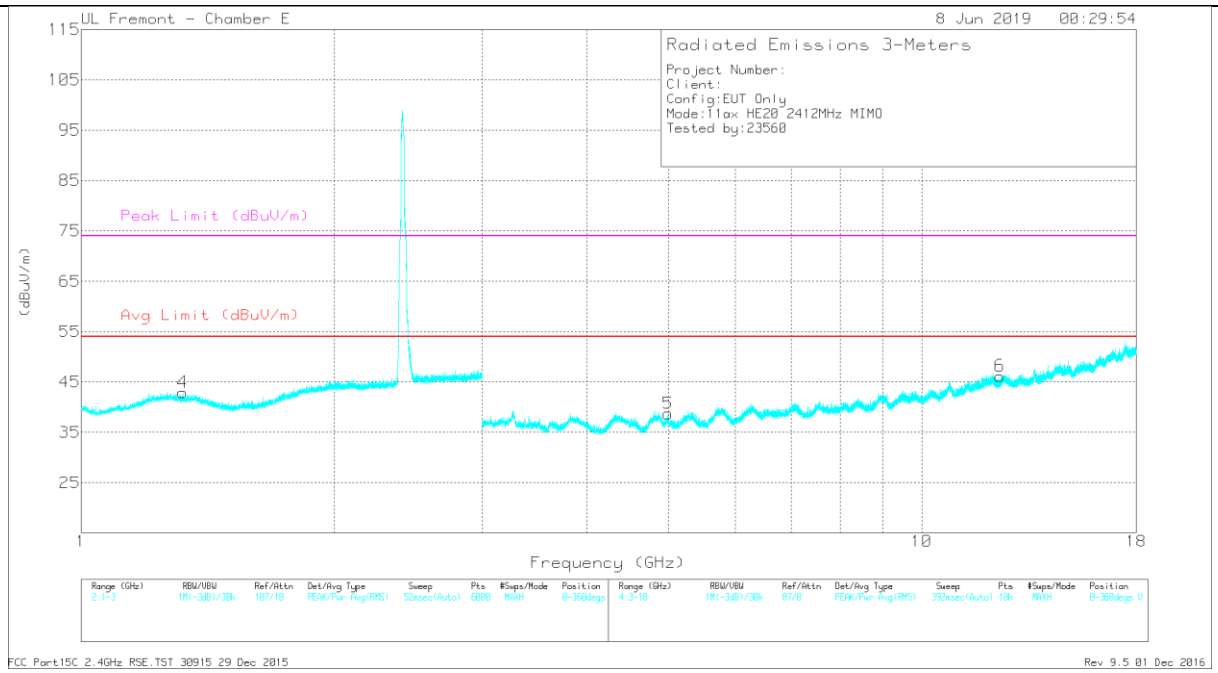

VERTICAL

UL VERIFICATION SERVICES INC.
47173 Benicia Street, Fremont, CA 94538; USA TEL:(510) 319-4000 FAX:(510) 661-0888
This report shall not be reproduced except in full, without the written approval of UL Verification Services Inc.

RADIATED EMISSIONS

Marker	Frequency (GHz)	Meter Reading (dBuV)	Det	AF T119 (dB/m)	Amp/Cbl/Fltr/Pad (dB)	Corrected Reading (dBuV/m)	Avg Limit (dBuV/m)	Margin (dB)	Peak Limit (dBuV/m)	PK Margin (dB)	Azimuth (Degs)	Height (cm)	Polarity
1	* 1.01	45.15	PK2	27.8	-25.7	47.25	-	-	74	-26.75	53	139	H
	* 1.011	33.69	MAv1	27.8	-25.7	35.79	54	-18.21	-	-	53	139	H
4	* 1.32	45.79	PK2	29.6	-26.1	49.29	-	-	74	-24.71	97	176	V
	* 1.322	34.29	MAv1	29.6	-26.2	37.69	54	-16.31	-	-	97	176	V
2	* 4.548	42.14	PK2	34.1	-31.7	44.54	-	-	74	-29.46	144	261	H
	* 4.55	31.26	MAv1	34.1	-31.6	33.76	54	-20.24	-	-	144	261	H
3	* 12.486	35.26	PK2	39.1	-21.4	52.96	-	-	74	-21.04	330	363	H
	* 12.485	24.34	MAv1	39.1	-21.4	42.04	54	-11.96	-	-	330	363	H
5	* 4.993	41.68	PK2	34.1	-30.5	45.28	-	-	74	-28.72	265	200	V
	* 4.993	30.74	MAv1	34.1	-30.5	34.34	54	-19.66	-	-	265	200	V
6	* 12.378	35.97	PK2	39	-22.3	52.67	-	-	74	-21.33	17	344	V
	* 12.38	24.68	MAv1	39	-22.2	41.48	54	-12.52	-	-	17	344	V

* - indicates frequency in CFR47 Pt 15 / IC RSS-Restricted Band
PK2 - KDB558074 Method: Maximum Peak
MAv1 - KDB558074 Option 1 Maximum RMS Average

UL VERIFICATION SERVICES INC.
47173 Benicia Street, Fremont, CA 94538; USA TEL:(510) 319-4000 FAX:(510) 661-0888
This report shall not be reproduced except in full, without the written approval of UL Verification Services Inc.

MID CHANNEL, CH 6 RESULTS

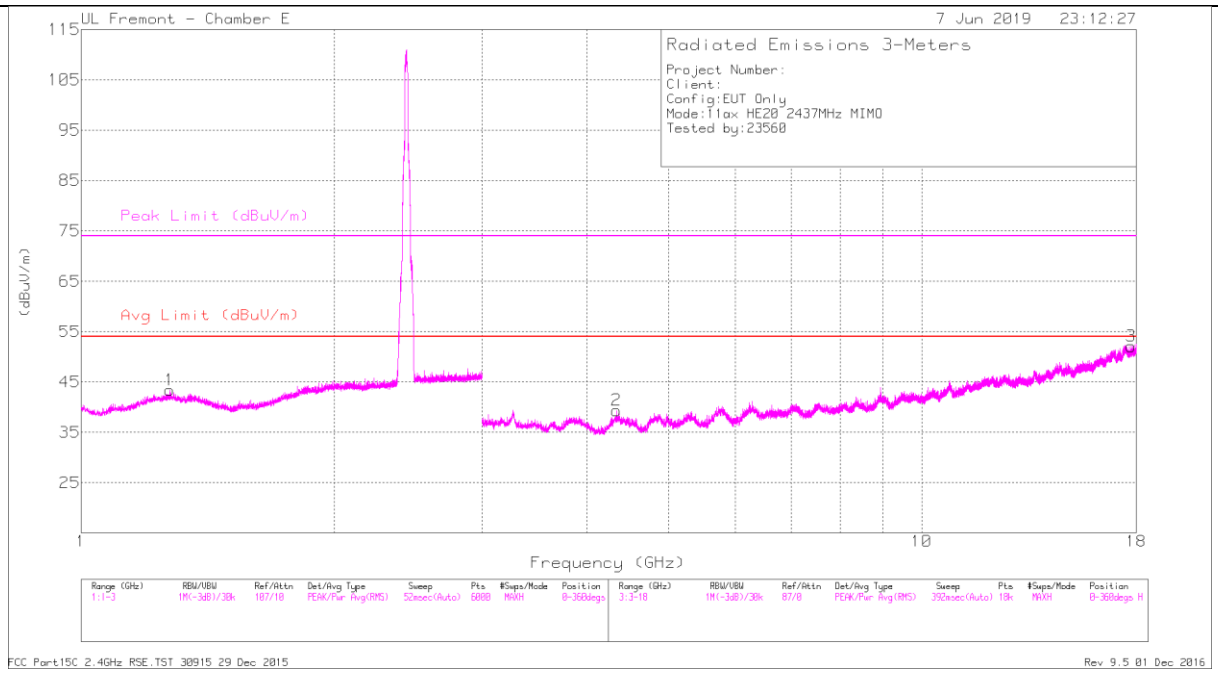

HORIZONTAL

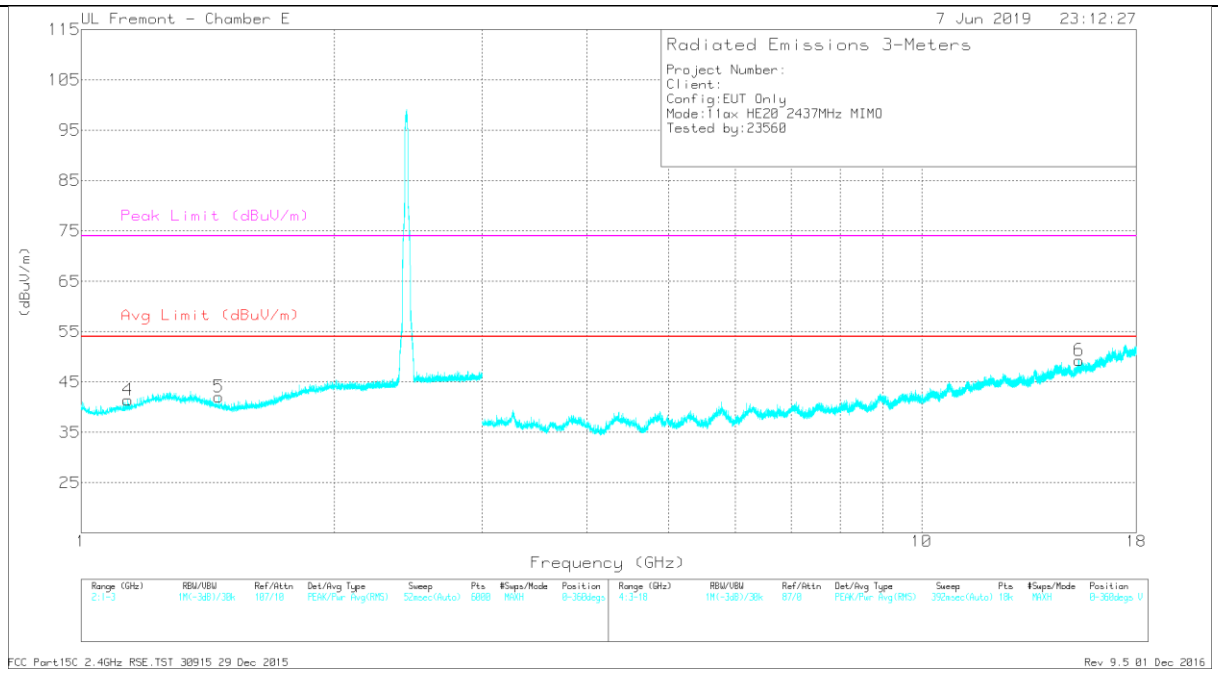

VERTICAL

UL VERIFICATION SERVICES INC.
47173 Benicia Street, Fremont, CA 94538; USA TEL:(510) 319-4000 FAX:(510) 661-0888
This report shall not be reproduced except in full, without the written approval of UL Verification Services Inc.

RADIATED EMISSIONS

Marker	Frequency (GHz)	Meter Reading (dBuV)	Det	AF T119 (dB/m)	Amp/Cbl/Fltr/Pad (dB)	Corrected Reading (dBuV/m)	Avg Limit (dBuV/m)	Margin (dB)	Peak Limit (dBuV/m)	PK Margin (dB)	Azimuth (Degs)	Height (cm)	Polarity
1	* 1.277	46.26	PK2	30.2	-26.2	50.26	-	-	74	-23.74	186	267	H
	* 1.275	34.24	MAv1	30.2	-26.2	38.24	54	-15.76	-	-	186	267	H
4	* 1.139	45.73	PK2	28.1	-25.9	47.93	-	-	74	-26.07	346	174	V
	* 1.139	34.09	MAv1	28.1	-25.9	36.29	54	-17.71	-	-	346	174	V
5	* 1.457	46.62	PK2	28.2	-26.3	48.52	-	-	74	-25.48	13	108	V
	* 1.46	34.48	MAv1	28.2	-26.3	36.38	54	-17.62	-	-	13	108	V
2	* 4.337	41.99	PK2	33.7	-29.8	45.89	-	-	74	-28.11	241	373	H
	* 4.337	30.74	MAv1	33.7	-29.8	34.64	54	-19.36	-	-	241	373	H
3	* 17.751	35.41	PK2	41.7	-18.4	58.71	-	-	74	-15.29	329	264	H
	* 17.754	24.46	MAv1	41.7	-18.4	47.76	54	-6.24	-	-	329	264	H
6	* 15.389	35.07	PK2	40.1	-20.3	54.87	-	-	74	-19.13	96	101	V
	* 15.388	24.3	MAv1	40.1	-20.3	44.1	54	-9.9	-	-	96	101	V

* - indicates frequency in CFR47 Pt 15 / IC RSS-Restricted Band
PK2 - KDB558074 Method: Maximum Peak
MAv1 - KDB558074 Option 1 Maximum RMS Average

UL VERIFICATION SERVICES INC.
47173 Benicia Street, Fremont, CA 94538; USA TEL:(510) 319-4000 FAX:(510) 661-0888
This report shall not be reproduced except in full, without the written approval of UL Verification Services Inc.

HIGH CHANNEL, CH 13 RESULTS

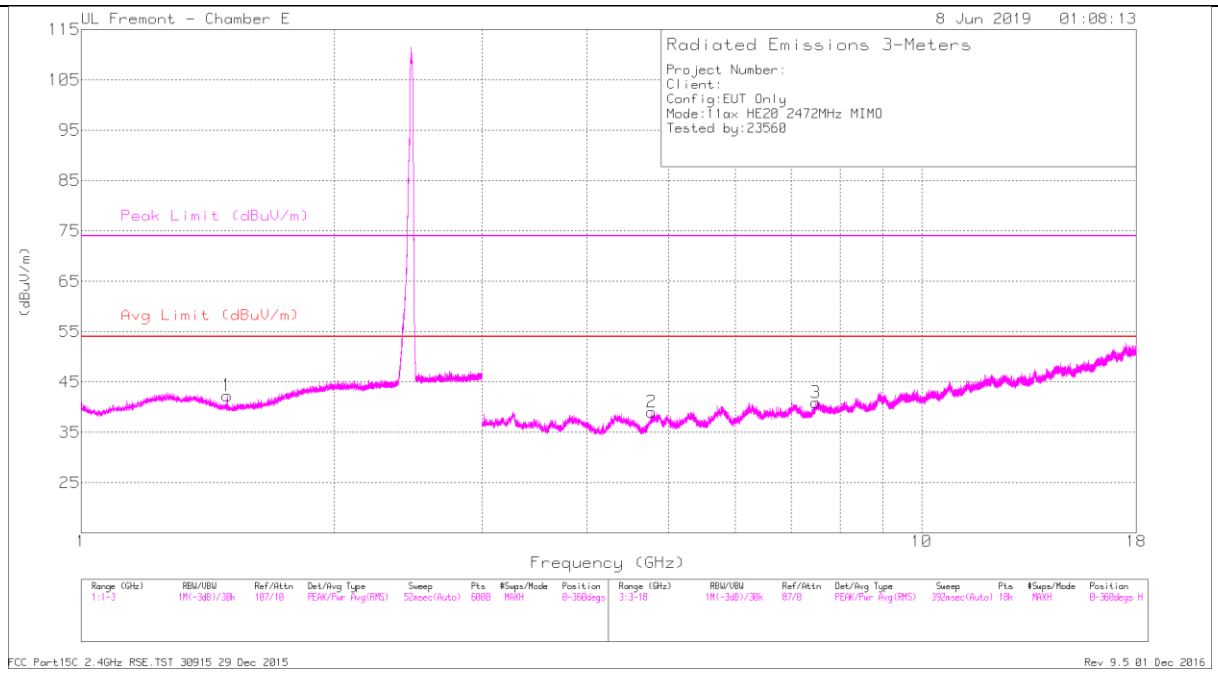

HORIZONTAL

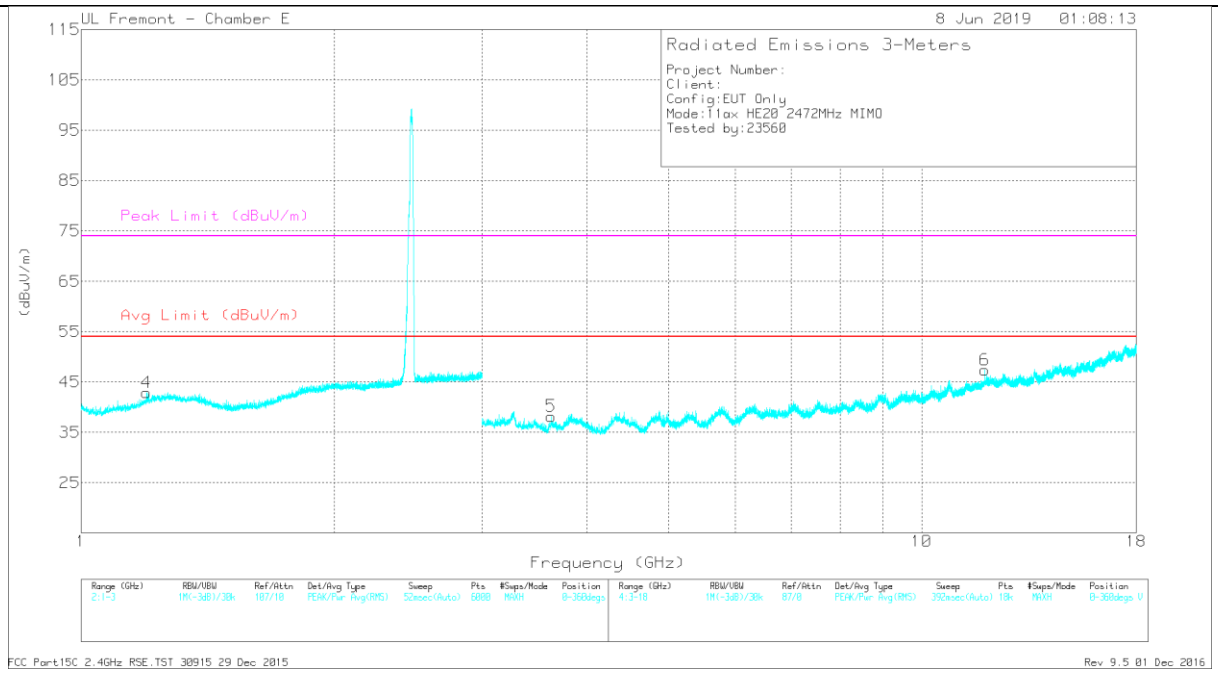

VERTICAL

UL VERIFICATION SERVICES INC.
47173 Benicia Street, Fremont, CA 94538; USA TEL:(510) 319-4000 FAX:(510) 661-0888
This report shall not be reproduced except in full, without the written approval of UL Verification Services Inc.

RADIATED EMISSIONS

Marker	Frequency (GHz)	Meter Reading (dBuV)	Det	AF T119 (dB/m)	Amp/Cbl/Fltr/Pad (dB)	Corrected Reading (dBuV/m)	Avg Limit (dBuV/m)	Margin (dB)	Peak Limit (dBuV/m)	PK Margin (dB)	Azimuth (Degs)	Height (cm)	Polarity
1	* 1.491	46.32	PK2	27.9	-26.3	47.92	-	-	74	-26.08	10	200	H
	* 1.494	34.41	MAv1	27.9	-26.2	36.11	54	-17.89	-	-	10	200	H
4	* 1.196	45.65	PK2	29.4	-26.1	48.95	-	-	74	-25.05	324	382	V
	* 1.197	34.16	MAv1	29.4	-26.1	37.46	54	-16.54	-	-	324	382	V
2	* 4.777	42.16	PK2	34	-31	45.16	-	-	74	-28.84	230	102	H
	* 4.776	31.01	MAv1	34	-31	34.01	54	-19.99	-	-	230	102	H
3	* 7.479	38.58	PK2	35.7	-27	47.28	-	-	74	-26.72	47	351	H
	* 7.477	27.63	MAv1	35.7	-27.1	36.23	54	-17.77	-	-	47	351	H
5	* 3.622	43.61	PK2	33.4	-33	44.01	-	-	74	-29.99	183	276	V
	* 3.622	32.18	MAv1	33.4	-33	32.58	54	-21.42	-	-	183	276	V
6	* 11.892	36.01	PK2	39	-22.3	52.71	-	-	74	-21.29	357	186	V
	* 11.894	24.86	MAv1	39	-22.3	41.56	54	-12.44	-	-	357	186	V

* - indicates frequency in CFR47 Pt 15 / IC RSS-Restricted Band
PK2 - KDB558074 Method: Maximum Peak
MAv1 - KDB558074 Option 1 Maximum RMS Average

UL VERIFICATION SERVICES INC.
47173 Benicia Street, Fremont, CA 94538; USA TEL:(510) 319-4000 FAX:(510) 661-0888
This report shall not be reproduced except in full, without the written approval of UL Verification Services Inc.

9.2. WORST CASE BELOW 1 GHz

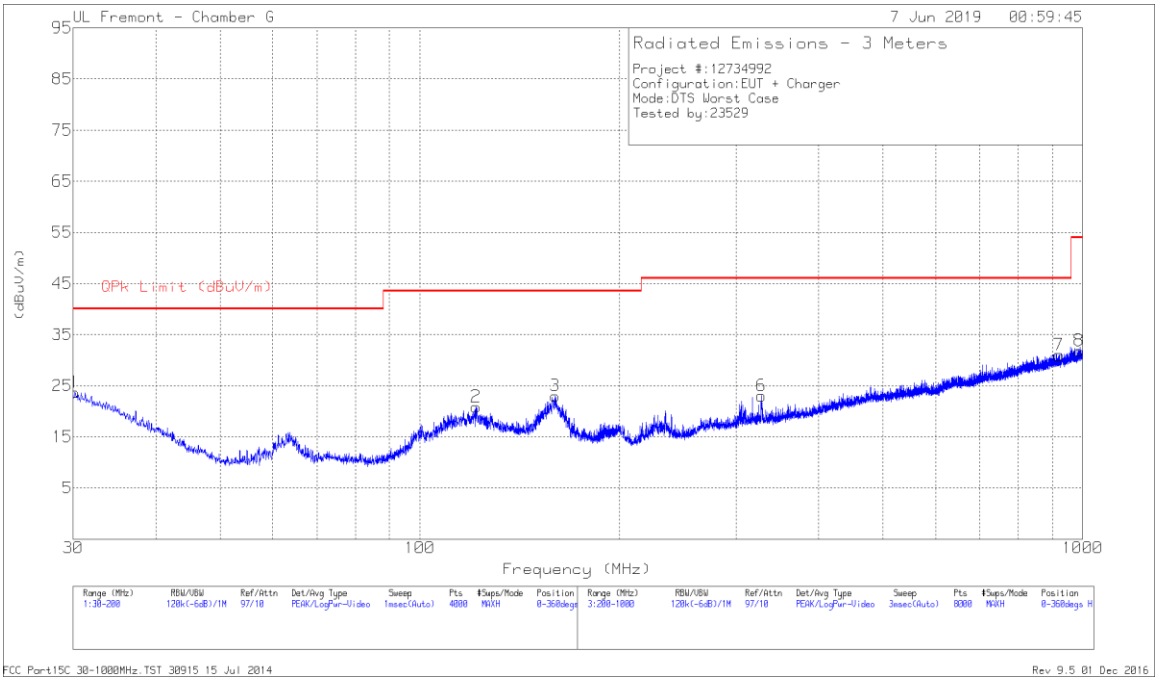

HORIZONTAL

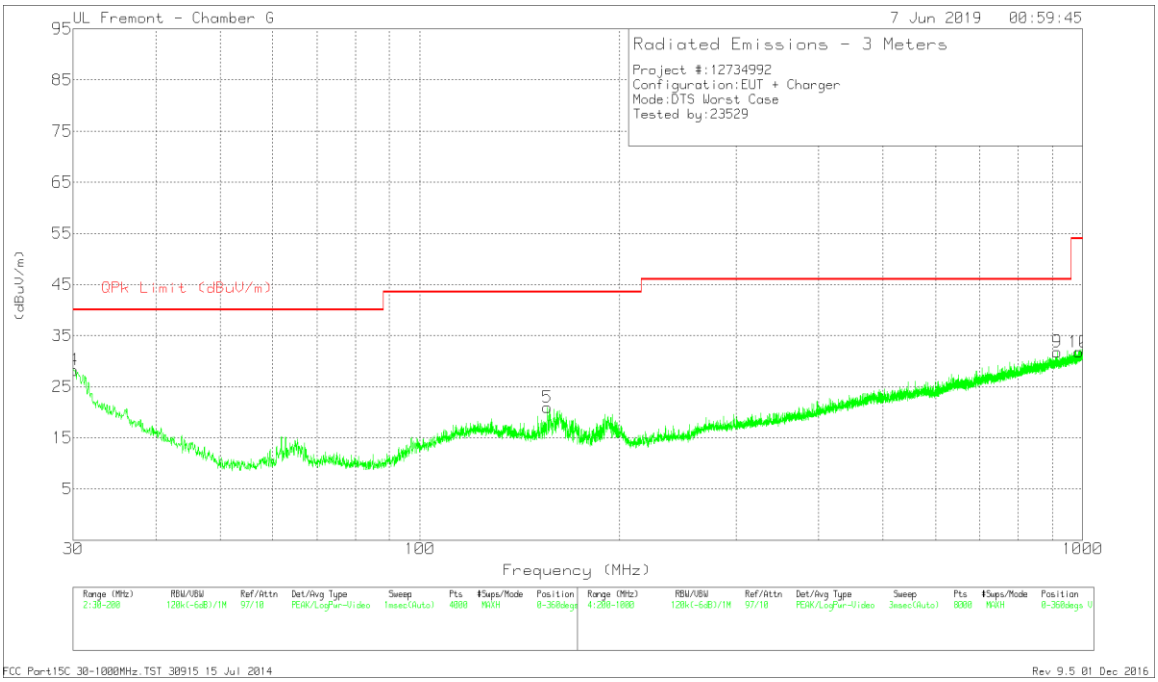

VERTICAL

UL VERIFICATION SERVICES INC.
47173 Benicia Street, Fremont, CA 94538; USA TEL:(510) 319-4000 FAX:(510) 661-0888
This report shall not be reproduced except in full, without the written approval of UL Verification Services Inc.

Below 1GHz DATA

Marker	Frequency (MHz)	Meter Reading (dBuV)	Det	AF T477 (dB/m)	Amp Cbl (dB)	Corrected Reading (dBuV/m)	QPk Limit (dBuV/m)	Margin (dB)	Azimuth (Degs)	Height (cm)	Polarity
1	30.2427	22.55	Qp	26.5	-31.2	17.85	40	-22.15	63	100	H
2	* 121.4766	22.78	Qp	19.6	-30.2	12.18	43.52	-31.34	63	112	H
3	160.0283	22.19	Qp	18.1	-29.9	10.39	43.52	-33.13	63	140	H
4	30.065	22.51	Qp	26.5	-31.2	17.81	40	-22.19	63	133	V
5	155.9732	22.75	Qp	18.2	-29.9	11.05	43.52	-32.47	63	118	V
6	* 327.8989	22.12	Qp	19.8	-28.7	13.22	46.02	-32.8	63	110	H
7	920.6924	22.12	Qp	28.3	-25.8	24.62	46.02	-21.4	63	115	H
9	915.963	22.02	Qp	28.3	-25.9	24.42	46.02	-21.6	63	350	V
10	* 987.2074	21.45	Qp	29.1	-25	25.55	53.97	-28.42	63	340	V
8	* 988.12	21.48	Qp	29	-25	25.48	53.97	-28.49	63	118	H

* - indicates frequency in CFR47 Pt 15 / IC RSS-Restricted Band
Qp - Quasi-Peak detector

UL VERIFICATION SERVICES INC.
47173 Benicia Street, Fremont, CA 94538; USA TEL:(510) 319-4000 FAX:(510) 661-0888
This report shall not be reproduced except in full, without the written approval of UL Verification Services Inc.

9.3. WORST CASE 18-26 GHz

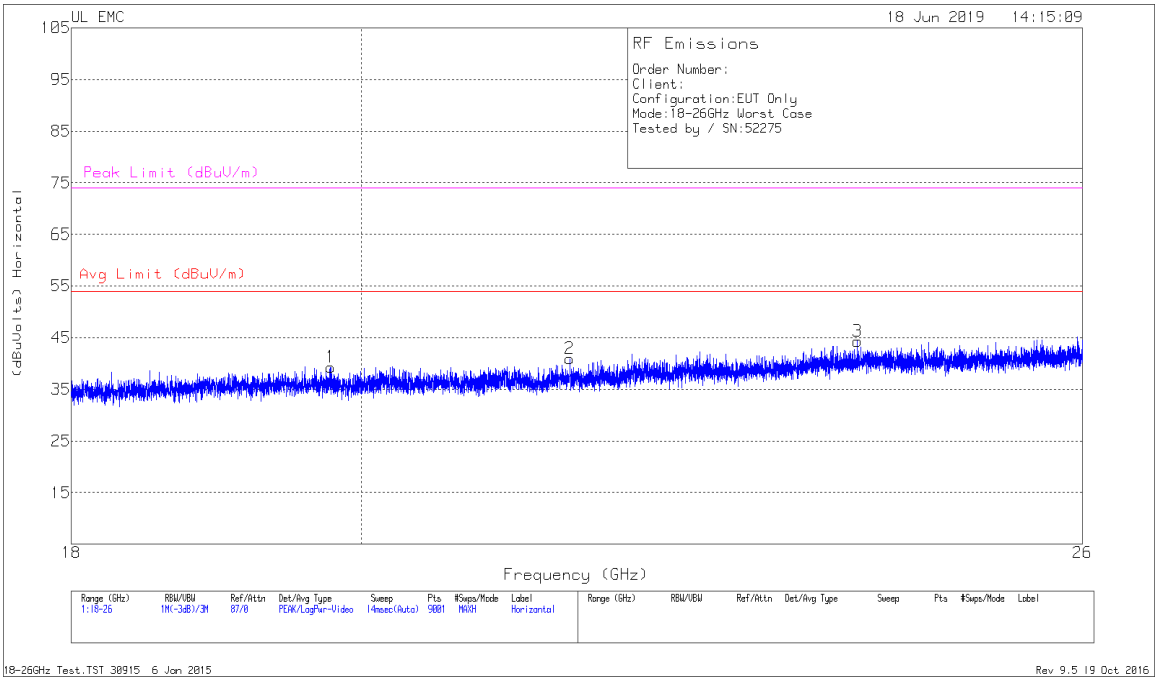

HORIZONTAL

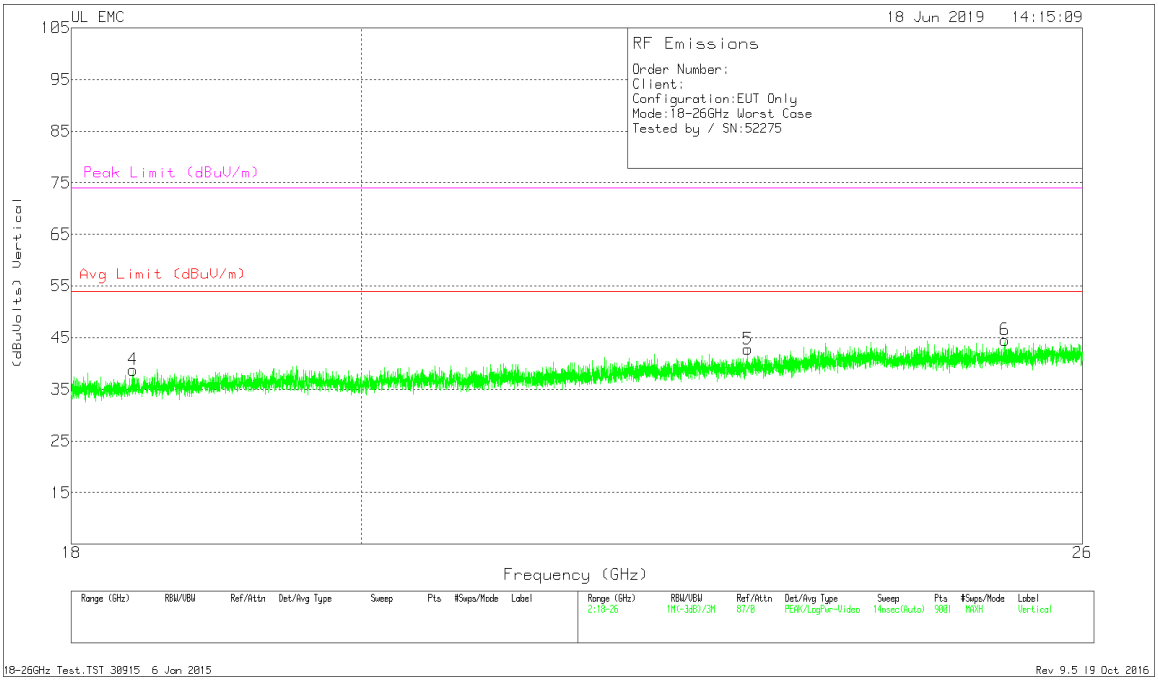

VERTICAL

UL VERIFICATION SERVICES INC.
47173 Benicia Street, Fremont, CA 94538; USA TEL:(510) 319-4000 FAX:(510) 661-0888
This report shall not be reproduced except in full, without the written approval of UL Verification Services Inc.

18 – 26GHz DATA

Marker	Frequency (GHz)	Meter Reading (dBuV)	Det	T447 AF (dB/m)	Amp/Cbl (dB)	Dist Corr (dB)	Corrected Reading (dBuVolts)	Avg Limit (dBuV/m)	Margin (dB)	Peak Limit (dBuV/m)	PK Margin (dB)
1	19.78	37.36	Pk	32.7	-21.3	-9.5	39.26	54	-14.74	74	-34.74
2	21.576	38.22	Pk	33.1	-20.9	-9.5	40.92	54	-13.08	74	-33.08
3	23.956	39.21	Pk	34.3	-19.7	-9.5	44.31	54	-9.69	74	-29.69
4	18.407	38.06	Pk	32.4	-22.2	-9.5	38.76	54	-15.24	74	-35.24
5	23.019	38.7	Pk	33.6	-20	-9.5	42.8	54	-11.2	74	-31.2
6	25.276	39.44	Pk	34.5	-19.9	-9.5	44.54	54	-9.46	74	-29.46

UL VERIFICATION SERVICES INC.
47173 Benicia Street, Fremont, CA 94538; USA TEL:(510) 319-4000 FAX:(510) 661-0888
This report shall not be reproduced except in full, without the written approval of UL Verification Services Inc.

10. AC POWER LINE CONDUCTED EMISSIONS

LIMITS

FCC §15.207 (a)

RSS-Gen 8.8

Frequency of Emission (MHz)	Conducted Limit (dBuV)	
	Quasi-peak	Average
0.15-0.5	66 to 56 *	56 to 46 *
0.5-5	56	46
5-30	60	50

* Decreases with the logarithm of the frequency.

TEST PROCEDURE

The EUT is placed on a non-conducting table 40 cm from the vertical ground plane and 80 cm above the horizontal ground plane. The EUT is configured in accordance with ANSI C63.10.

The receiver is set to a resolution bandwidth of 9 kHz. Peak detection is used unless otherwise noted as quasi-peak or average.

Line conducted data is recorded for both NEUTRAL and HOT lines.

RESULTS

UL VERIFICATION SERVICES INC.
47173 Benicia Street, Fremont, CA 94538; USA TEL:(510) 319-4000 FAX:(510) 661-0888

This report shall not be reproduced except in full, without the written approval of UL Verification Services Inc.

10.1.1. AC Power Line Host

LINE 1 RESULTS

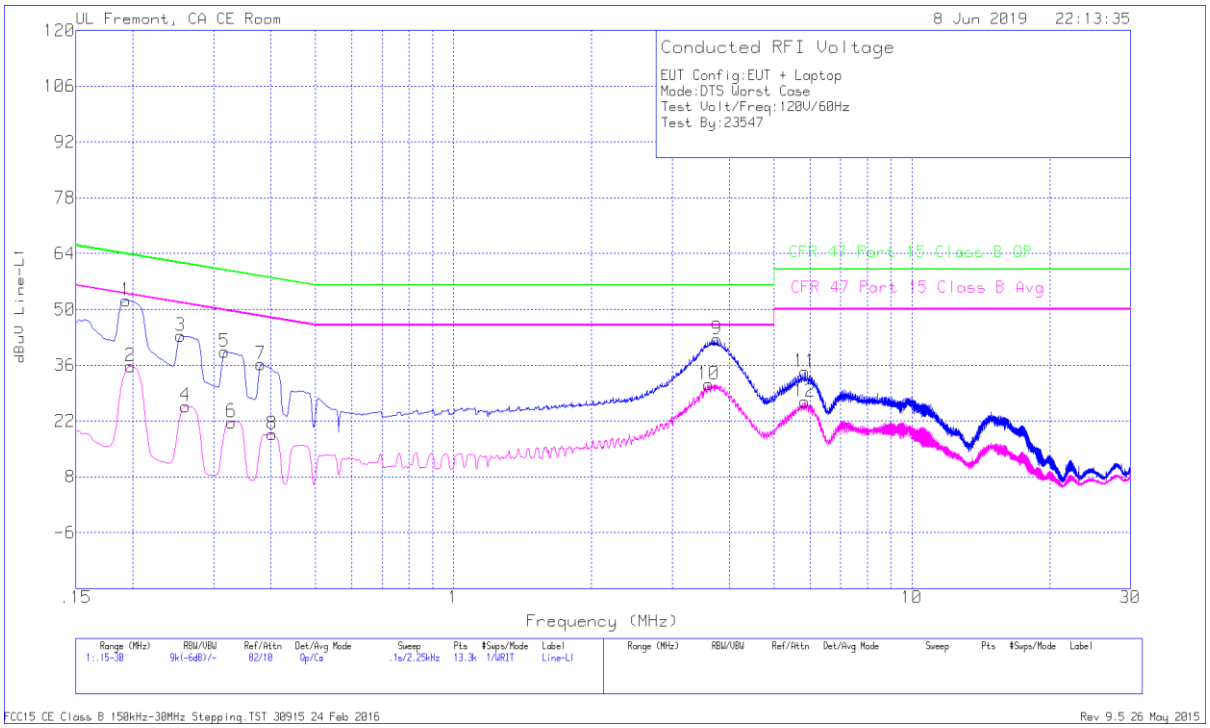

Range 1: Line-L1 .15 - 30MHz

Marker	Frequency (MHz)	Meter Reading (dBuV)	Det	LISN L1	LC Cables C1&C3	Limiter (dB)	Corrected Reading dBuV	CFR 47 Part 15 Class B QP	QP Margin (dB)	CFR 47 Part 15 Class B Avg	Av(CISPR)Margin (dB)
1	.19275	42.12	Qp	0	0	10.1	52.22	63.92	-11.7	-	-
2	.19725	25.67	Ca	0	0	10.1	35.77	-	-	53.73	-17.96
3	.2535	33.33	Qp	0	0	10.1	43.43	61.64	-18.21	-	-
4	.26025	15.65	Ca	0	0	10.1	25.75	-	-	51.42	-25.67
5	.3165	29.37	Qp	0	0	10.1	39.47	59.8	-20.33	-	-
6	.32775	11.65	Ca	0	0	10.1	21.75	-	-	49.51	-27.76
7	.3795	26.18	Qp	0	0	10.1	36.28	58.29	-22.01	-	-
8	.402	8.69	Ca	0	0	10.1	18.79	-	-	47.81	-29.02
9	3.76125	32.34	Qp	0	.1	10.1	42.54	56	-13.46	-	-
10	3.606	21.02	Ca	0	.1	10.1	31.22	-	-	46	-14.78
11	5.84925	23.96	Qp	0	.2	10.2	34.36	60	-25.64	-	-
12	5.84925	16.52	Ca	0	.2	10.2	26.92	-	-	50	-23.08

UL VERIFICATION SERVICES INC.
47173 Benicia Street, Fremont, CA 94538; USA TEL:(510) 319-4000 FAX:(510) 661-0888
This report shall not be reproduced except in full, without the written approval of UL Verification Services Inc.

LINE 2 RESULTS

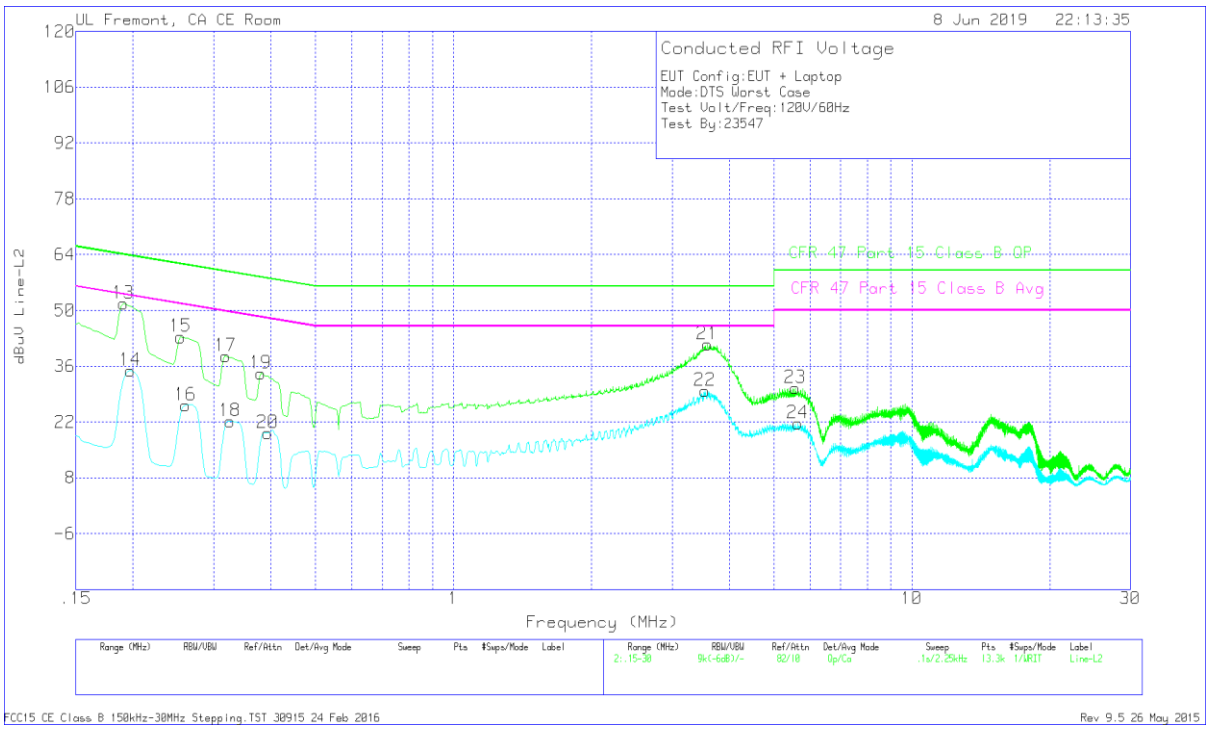

Range 2: Line-L2 .15 - 30MHz

Marker	Frequency (MHz)	Meter Reading (dBuV)	Det	LISN L2	LC Cables C2&C3	Limiter (dB)	Corrected Reading dBuV	CFR 47 Part 15 Class B QP	QP Margin (dB)	CFR 47 Part 15 Class B Avg	Av(CISPR)Margin (dB)
13	.1905	41.68	Qp	0	0	10.1	51.78	64.01	-12.23	-	-
14	.19725	24.75	Ca	0	0	10.1	34.85	-	-	53.73	-18.88
15	.2535	33.21	Qp	0	0	10.1	43.31	61.64	-18.33	-	-
16	.26025	16.14	Ca	0	0	10.1	26.24	-	-	51.42	-25.18
17	.31875	28.37	Qp	0	0	10.1	38.47	59.74	-21.27	-	-
18	.3255	12.14	Ca	0	0	10.1	22.24	-	-	49.57	-27.33
19	.3795	24.03	Qp	0	0	10.1	34.13	58.29	-24.16	-	-
20	.393	9.15	Ca	0	0	10.1	19.25	-	-	48	-28.75
21	3.5835	31.35	Qp	0	.1	10.1	41.55	56	-14.45	-	-
22	3.5385	19.58	Ca	0	.1	10.1	29.78	-	-	46	-16.22
23	5.5725	20.19	Qp	0	.2	10.2	30.59	60	-29.41	-	-
24	5.64	11.3	Ca	0	.2	10.2	21.7	-	-	50	-28.3

UL VERIFICATION SERVICES INC.
47173 Benicia Street, Fremont, CA 94538; USA TEL:(510) 319-4000 FAX:(510) 661-0888
This report shall not be reproduced except in full, without the written approval of UL Verification Services Inc.

10.1.2. AC Power Line Norm

LINE 1 RESULTS

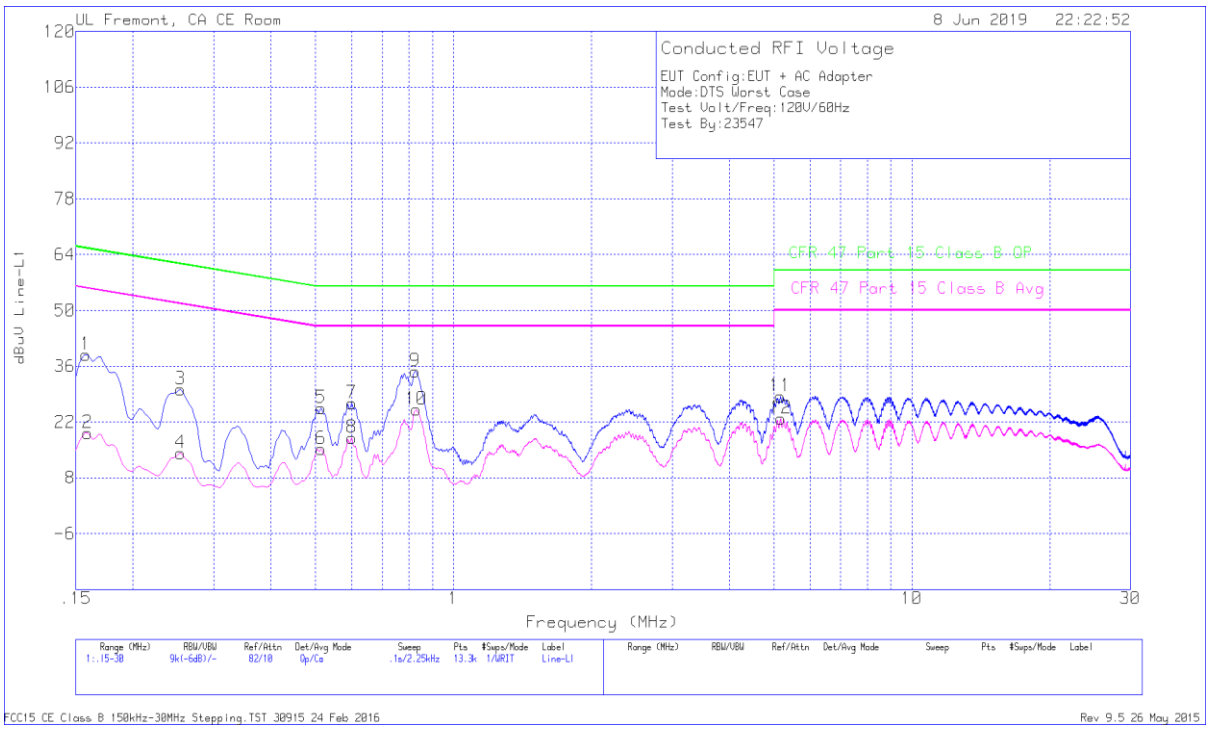

Range 1: Line-L1 .15 - 30MHz

Marker	Frequency (MHz)	Meter Reading (dBuV)	Det	LISN L1	LC Cables C1&C3	Limiter (dB)	Corrected Reading dBuV	CFR 47 Part 15 Class B QP	QP Margin (dB)	CFR 47 Part 15 Class B Avg	Av(CISPR)Margin (dB)
1	.15788	28.74	Qp	.1	0	10.1	38.94	65.57	-26.63	-	-
2	.159	9.06	Ca	.1	0	10.1	19.26	-	-	55.52	-36.26
3	.2535	20.02	Qp	0	0	10.1	30.12	61.64	-31.52	-	-
4	.2535	4.1	Ca	0	0	10.1	14.2	-	-	51.64	-37.44
5	.5145	15.31	Qp	0	0	10.1	25.41	56	-30.59	-	-
6	.5145	5.14	Ca	0	0	10.1	15.24	-	-	46	-30.76
7	.6	16.64	Qp	0	0	10.1	26.74	56	-29.26	-	-
8	.6	7.88	Ca	0	0	10.1	17.98	-	-	46	-28.02
9	.825	24.6	Qp	0	0	10.1	34.7	56	-21.3	-	-
10	.8295	14.98	Ca	0	0	10.1	25.08	-	-	46	-20.92
11	5.163	18.21	Qp	0	.1	10.1	28.41	60	-31.59	-	-
12	5.17425	12.67	Ca	0	.1	10.1	22.87	-	-	50	-27.13

UL VERIFICATION SERVICES INC.
47173 Benicia Street, Fremont, CA 94538; USA TEL:(510) 319-4000 FAX:(510) 661-0888
This report shall not be reproduced except in full, without the written approval of UL Verification Services Inc.

LINE 2 RESULTS

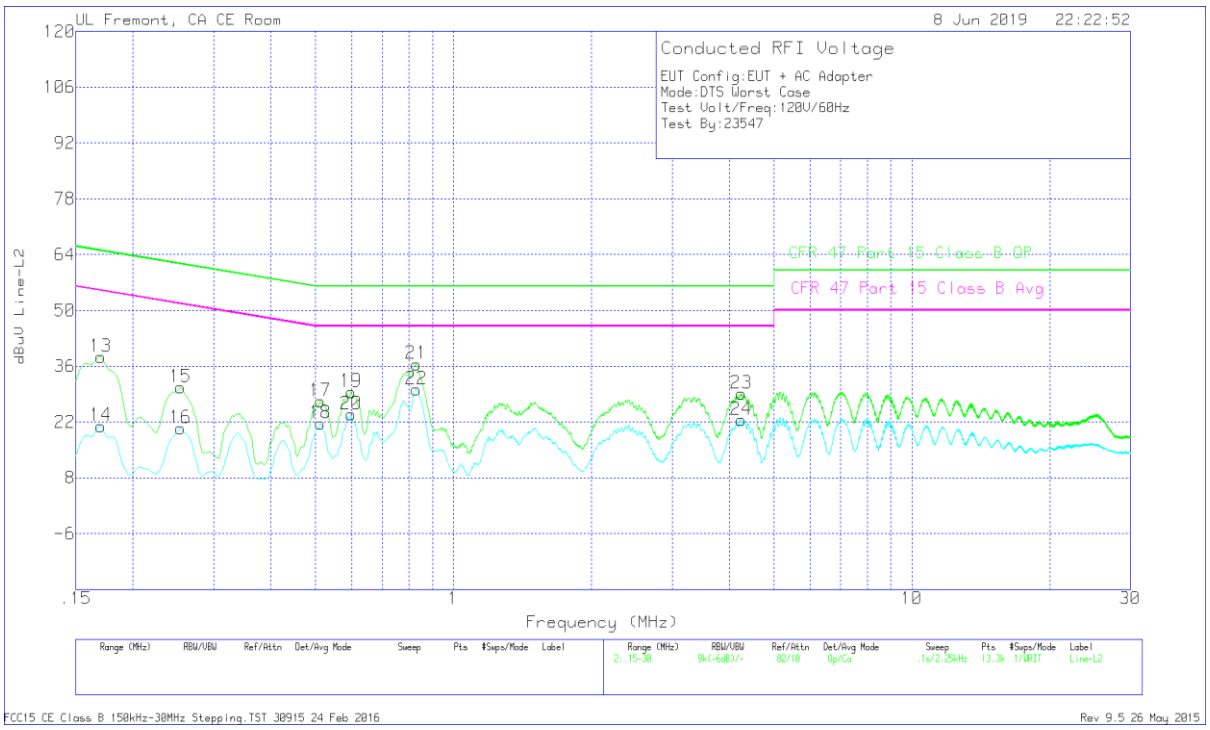

Range 2: Line-L2 .15 - 30MHz

Marker	Frequency (MHz)	Meter Reading (dBuV)	Det	LISN L2	LC Cables C2&C3	Limiter (dB)	Corrected Reading dBuV	CFR 47 Part 15 Class B QP	QP Margin (dB)	CFR 47 Part 15 Class B Avg	Av(CISPR)Margin (dB)
13	.17025	28.31	Qp	0	0	10.1	38.41	64.95	-26.54	-	-
14	.17025	10.95	Ca	0	0	10.1	21.05	-	-	54.95	-33.9
15	.2535	20.54	Qp	0	0	10.1	30.64	61.64	-31	-	-
16	.2535	10.38	Ca	0	0	10.1	20.48	-	-	51.64	-31.16
17	.51225	17.19	Qp	0	0	10.1	27.29	56	-28.71	-	-
18	.51225	11.55	Ca	0	0	10.1	21.65	-	-	46	-24.35
19	.59775	19.47	Qp	0	0	10.1	29.57	56	-26.43	-	-
20	.59775	13.87	Ca	0	0	10.1	23.97	-	-	46	-22.03
21	.8295	26.43	Qp	0	0	10.1	36.53	56	-19.47	-	-
22	.8295	20.1	Ca	0	0	10.1	30.2	-	-	46	-15.8
23	4.25175	18.92	Qp	0	.1	10.1	29.12	56	-26.88	-	-
24	4.24725	12.41	Ca	0	.1	10.1	22.61	-	-	46	-23.39

UL VERIFICATION SERVICES INC.
47173 Benicia Street, Fremont, CA 94538; USA TEL:(510) 319-4000 FAX:(510) 661-0888
This report shall not be reproduced except in full, without the written approval of UL Verification Services Inc.

11. SETUP PHOTOS

Please refer to 12901678-EP1V1 for setup photos

END OF TEST REPORT

UL VERIFICATION SERVICES INC.
47173 Benicia Street, Fremont, CA 94538; USA TEL:(510) 319-4000 FAX:(510) 661-0888
This report shall not be reproduced except in full, without the written approval of UL Verification Services Inc.