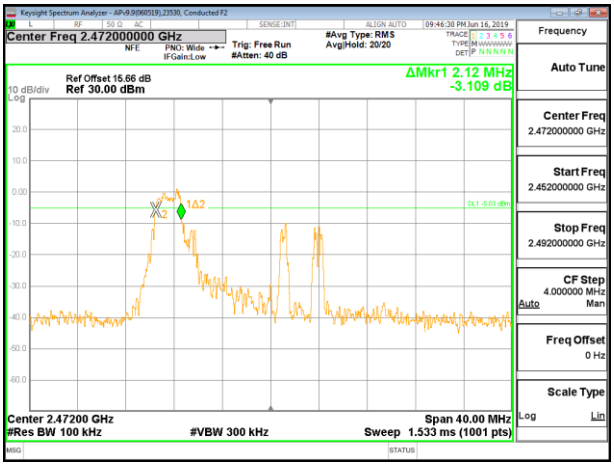

HIGH CHANNEL 13 ANT 4

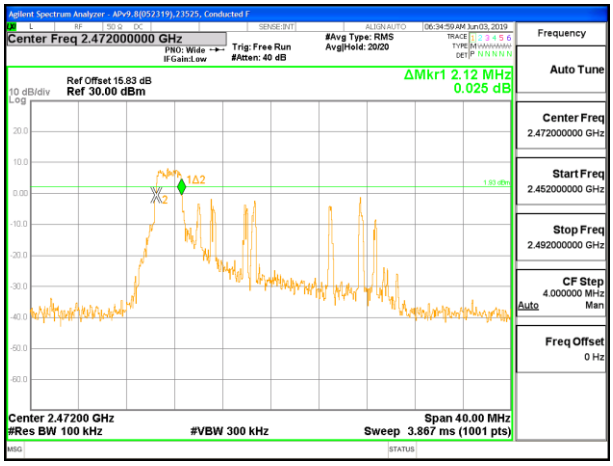

HIGH CHANNEL 13 ANT 3

UL VERIFICATION SERVICES INC.
47173 Benicia Street, Fremont, CA 94538; USA TEL:(510) 319-4000 FAX:(510) 661-0888
This report shall not be reproduced except in full, without the written approval of UL Verification Services Inc.

Antenna 4 + Antenna 3 2TX MODE: 26-Tones, RU Index 4

Channel	Frequency (MHz)	6dB Bandwidth Ant 4 (MHz)	6dB Bandwidth Ant 3 (MHz)	Minimum Limit (MHz)
Low 1	2412	2.64	2.72	0.5
Low 2	2417	2.64	2.72	0.5
Low 3	2422	2.68	2.64	0.5
Low 4	2427	2.64	2.64	0.5
Mid 6	2437	2.68	2.64	0.5
High 9	2452	2.68	2.72	0.5
High 10	2457	2.68	2.68	0.5
High 11	2462	2.64	2.68	0.5
High 12	2467	2.72	2.76	0.5
High 13	2472	2.60	2.68	0.5

UL VERIFICATION SERVICES INC.
47173 Benicia Street, Fremont, CA 94538; USA TEL:(510) 319-4000 FAX:(510) 661-0888
This report shall not be reproduced except in full, without the written approval of UL Verification Services Inc.

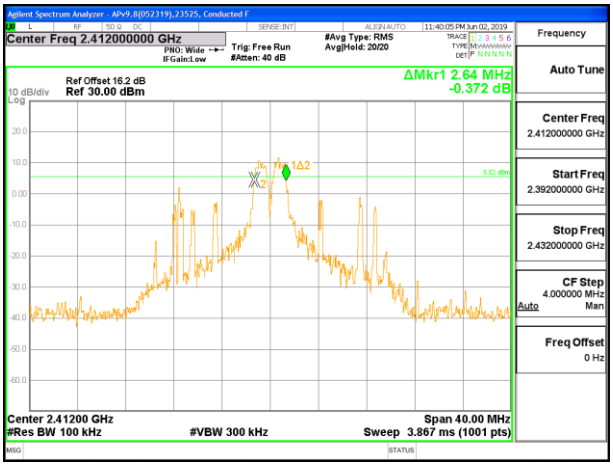

LOW CHANNEL 1 ANT 4

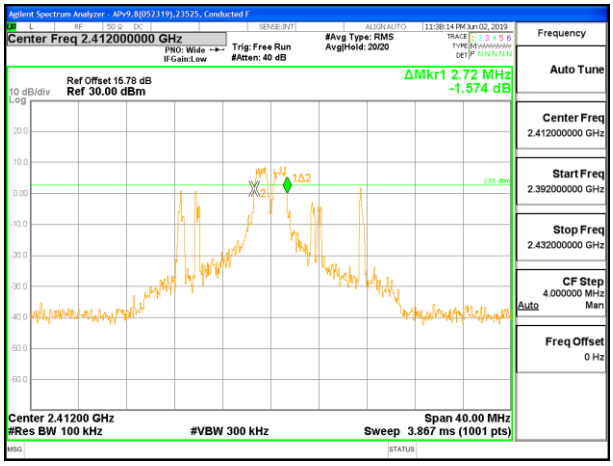

LOW CHANNEL 1 ANT 3

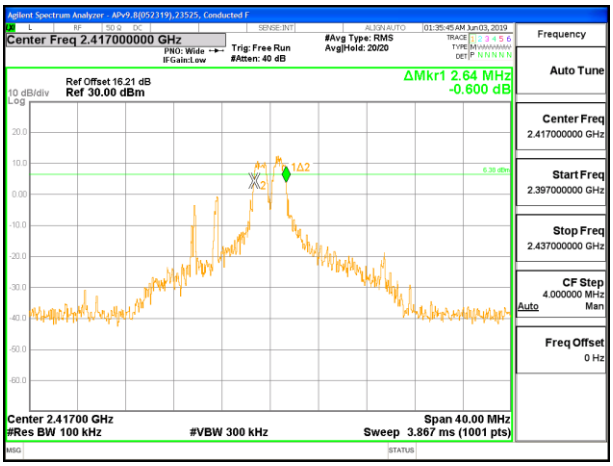

LOW CHANNEL 2 ANT 4

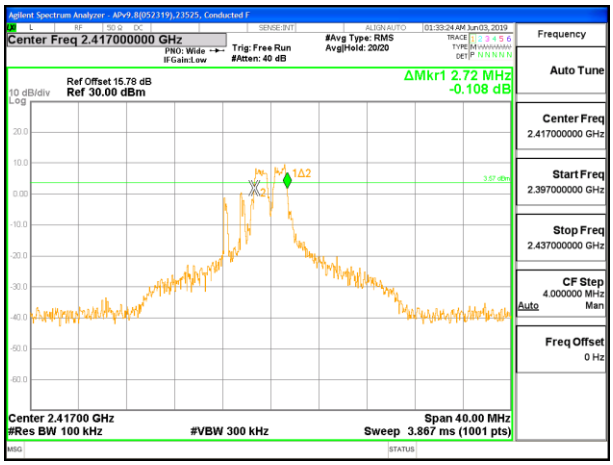

LOW CHANNEL 2 ANT 3

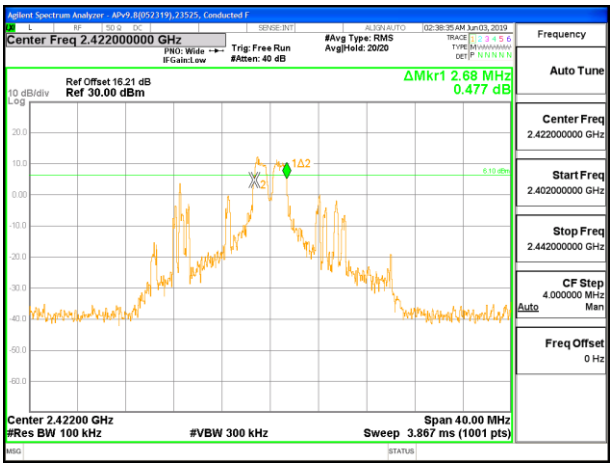

LOW CHANNEL 3 ANT 4

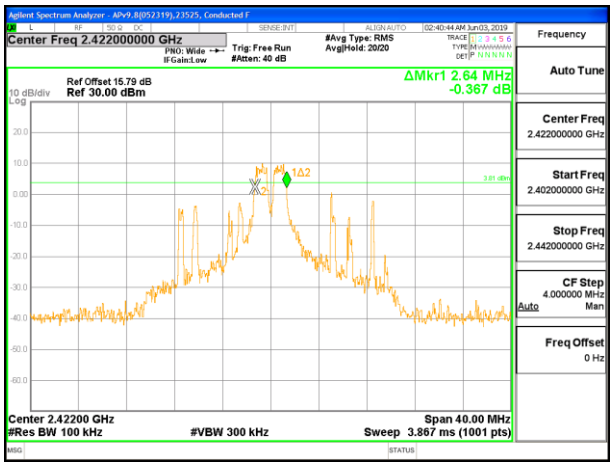

LOW CHANNEL 3 ANT 3

UL VERIFICATION SERVICES INC.
47173 Benicia Street, Fremont, CA 94538; USA TEL:(510) 319-4000 FAX:(510) 661-0888
This report shall not be reproduced except in full, without the written approval of UL Verification Services Inc.

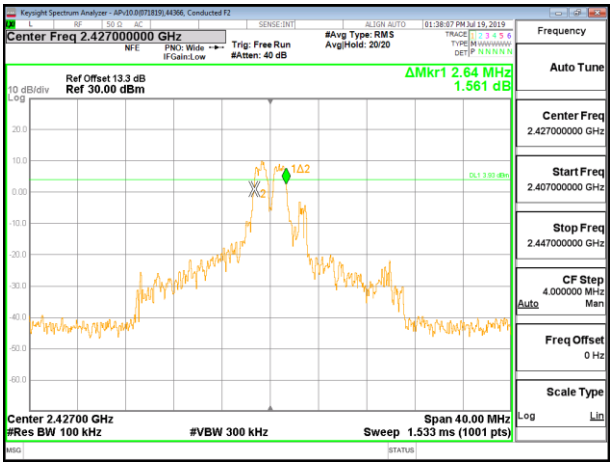

LOW CHANNEL 4 ANT 4

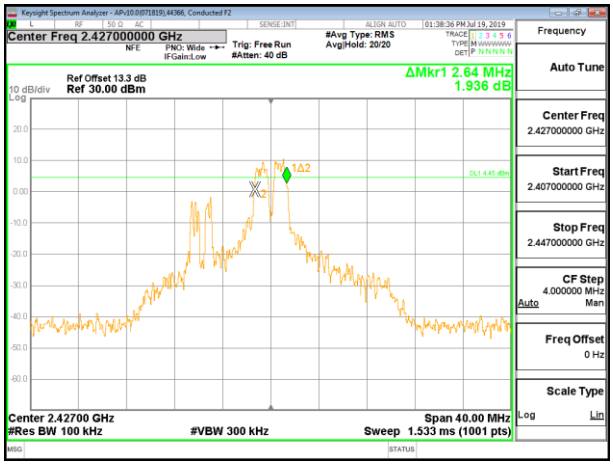

LOW CHANNEL 4 ANT 3

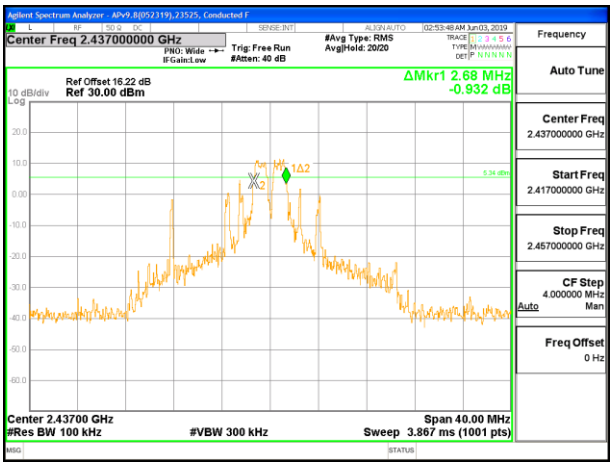

MID CHANNEL 6 ANT 4

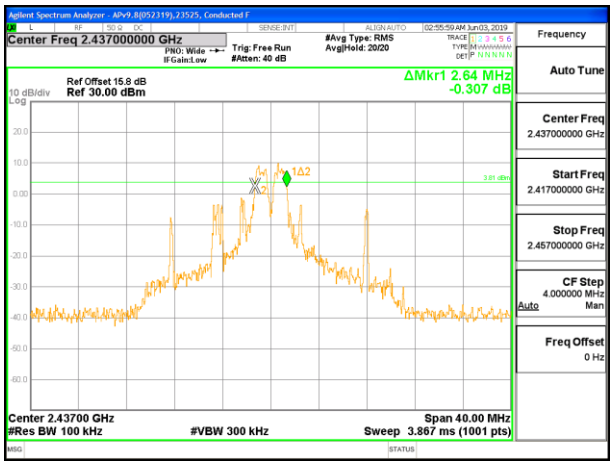

MID CHANNEL 6 ANT 3

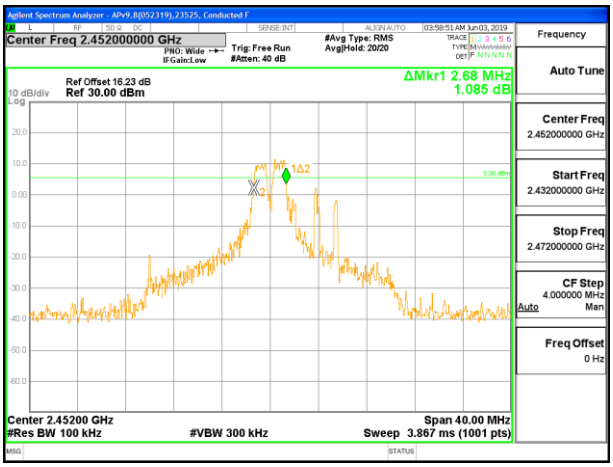

HIGH CHANNEL 9 ANT 4

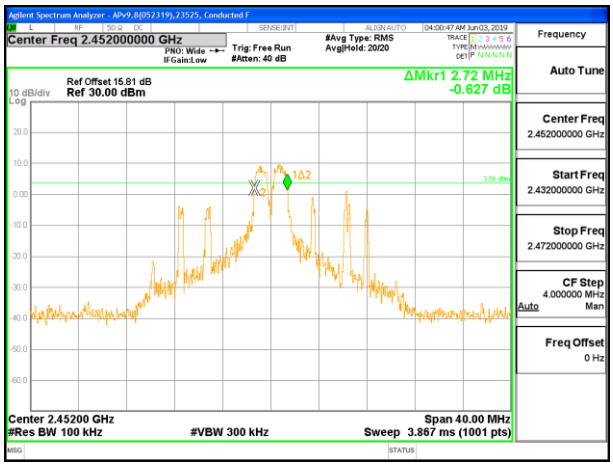

HIGH CHANNEL 9 ANT 3

UL VERIFICATION SERVICES INC.
47173 Benicia Street, Fremont, CA 94538; USA TEL:(510) 319-4000 FAX:(510) 661-0888
This report shall not be reproduced except in full, without the written approval of UL Verification Services Inc.

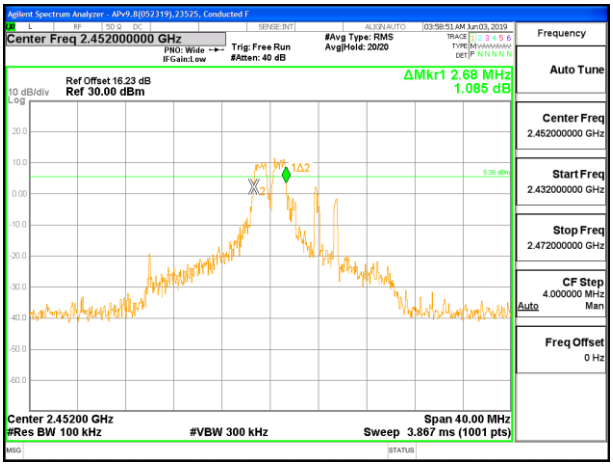

HIGH CHANNEL 10 ANT 4

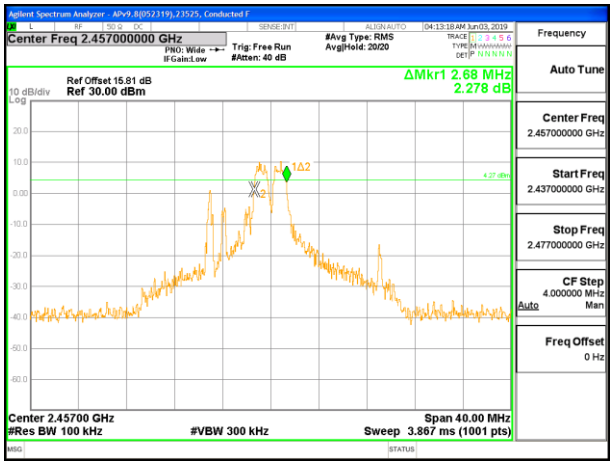

HIGH CHANNEL 10 ANT 3

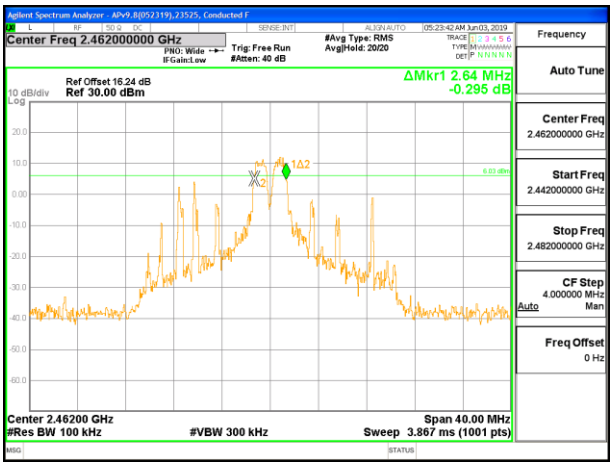

HIGH CHANNEL 11 ANT 4

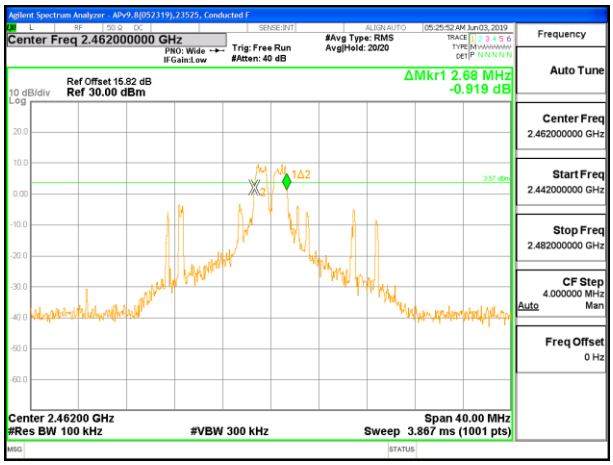

HIGH CHANNEL 11 ANT 3

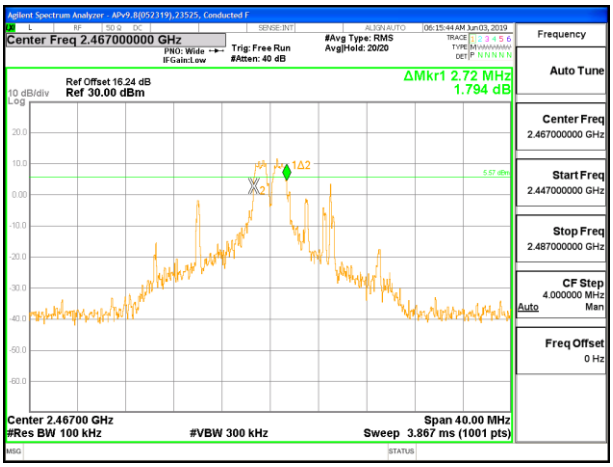

HIGH CHANNEL 12 ANT 4

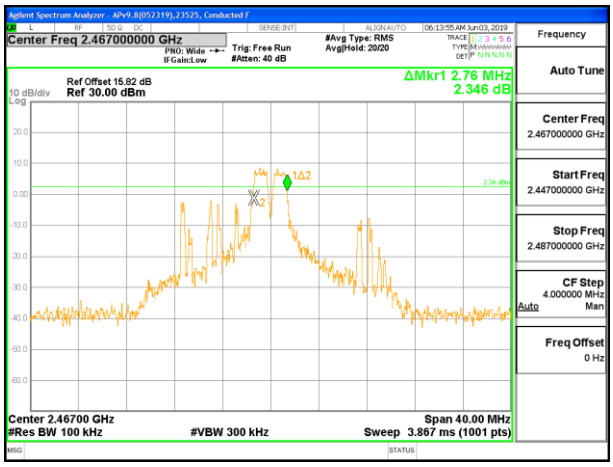

HIGH CHANNEL 12 ANT 3

UL VERIFICATION SERVICES INC.
47173 Benicia Street, Fremont, CA 94538; USA TEL:(510) 319-4000 FAX:(510) 661-0888
This report shall not be reproduced except in full, without the written approval of UL Verification Services Inc.

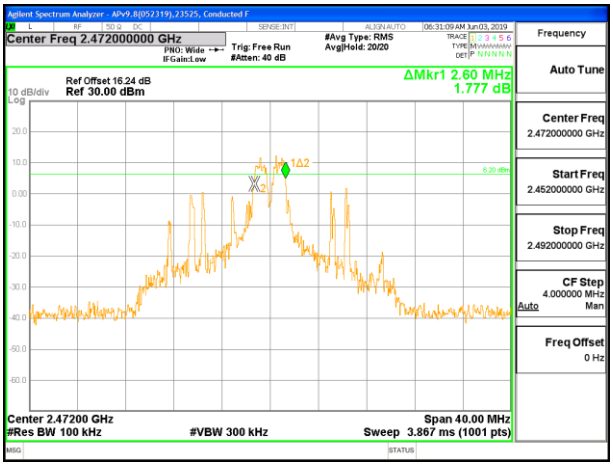

HIGH CHANNEL 13 ANT 4

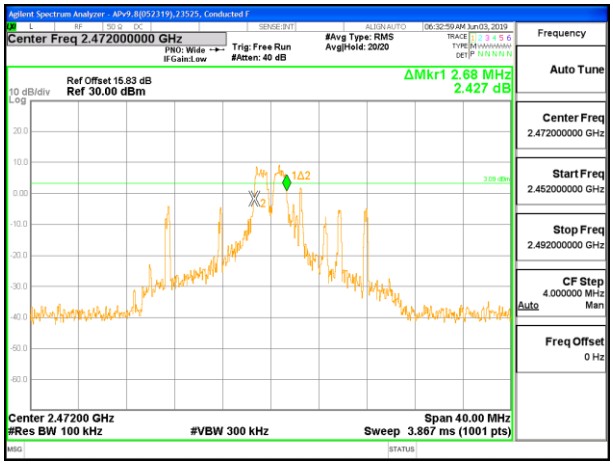

HIGH CHANNEL 13 ANT 3

UL VERIFICATION SERVICES INC.
47173 Benicia Street, Fremont, CA 94538; USA TEL:(510) 319-4000 FAX:(510) 661-0888
This report shall not be reproduced except in full, without the written approval of UL Verification Services Inc.

Antenna 4 + Antenna 3 2TX MODE: 26-Tones, RU Index 8

Channel	Frequency (MHz)	6dB Bandwidth Ant 4 (MHz)	6dB Bandwidth Ant 3 (MHz)	Minimum Limit (MHz)
Low 1	2412	2.16	2.16	0.5
Low 2	2417	2.12	2.12	0.5
Low 3	2422	2.16	2.12	0.5
Low 4	2427	2.16	2.16	0.5
Mid 6	2437	2.16	2.12	0.5
High 9	2452	2.12	2.12	0.5
High 10	2457	2.12	2.12	0.5
High 11	2462	2.08	2.12	0.5
High 12	2467	2.08	2.08	0.5
High 13	2472	2.08	2.12	0.5

UL VERIFICATION SERVICES INC.
47173 Benicia Street, Fremont, CA 94538; USA TEL:(510) 319-4000 FAX:(510) 661-0888
This report shall not be reproduced except in full, without the written approval of UL Verification Services Inc.

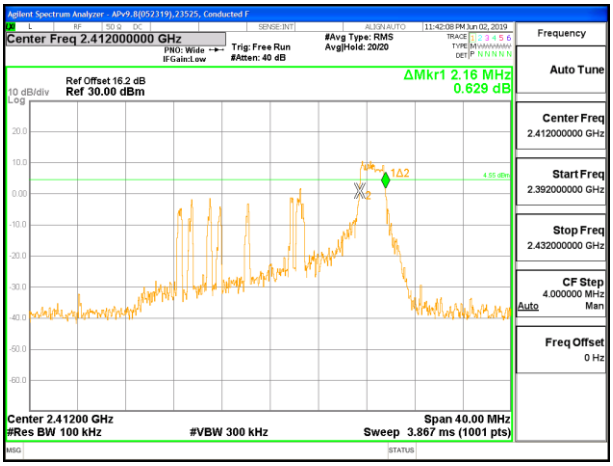

LOW CHANNEL 1 ANT 4

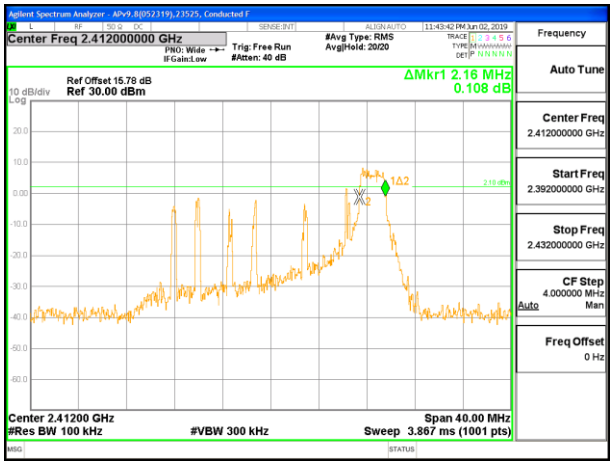

LOW CHANNEL 1 ANT 3

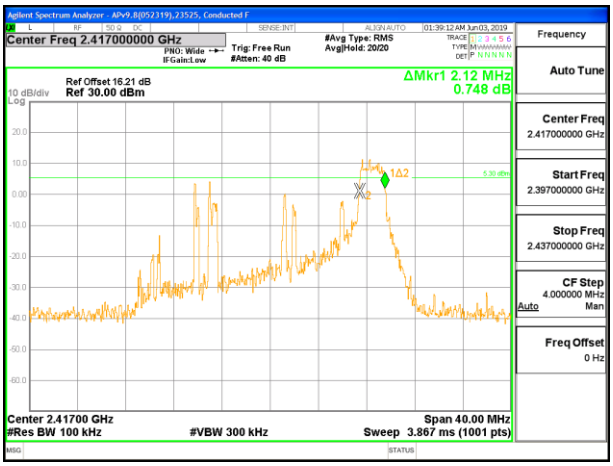

LOW CHANNEL 2 ANT 4

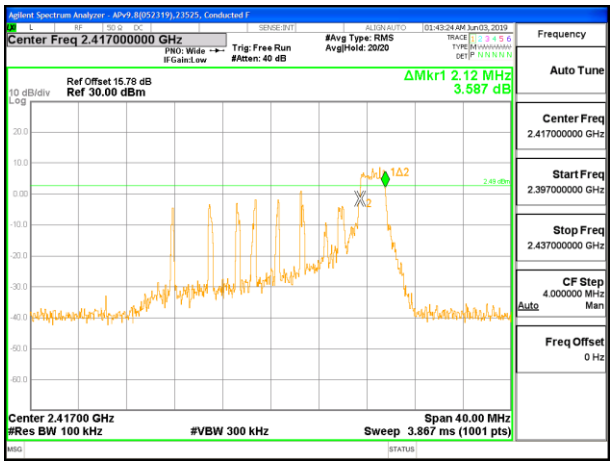

LOW CHANNEL 2 ANT 3

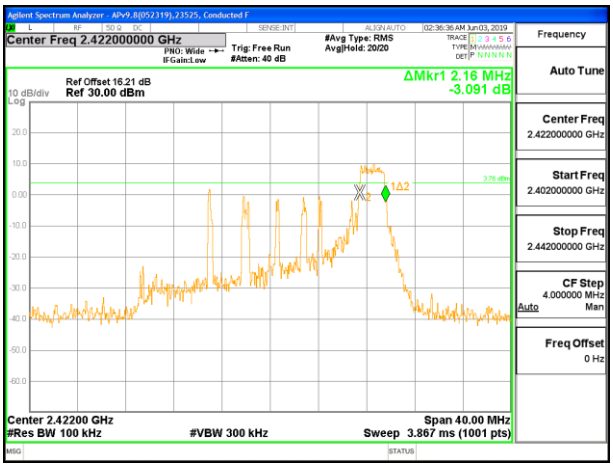

LOW CHANNEL 3 ANT 4

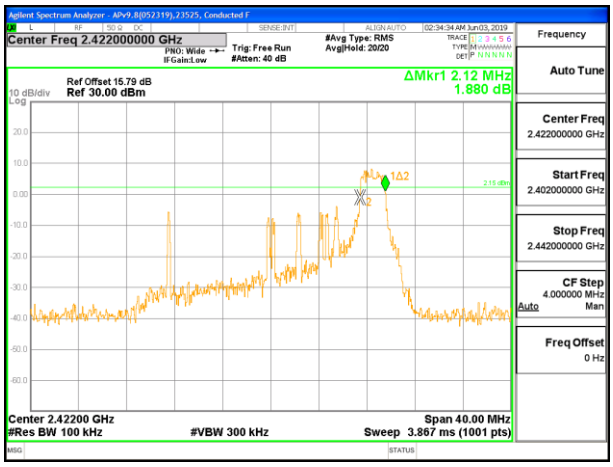

LOW CHANNEL 3 ANT 3

UL VERIFICATION SERVICES INC.
47173 Benicia Street, Fremont, CA 94538; USA TEL:(510) 319-4000 FAX:(510) 661-0888
This report shall not be reproduced except in full, without the written approval of UL Verification Services Inc.

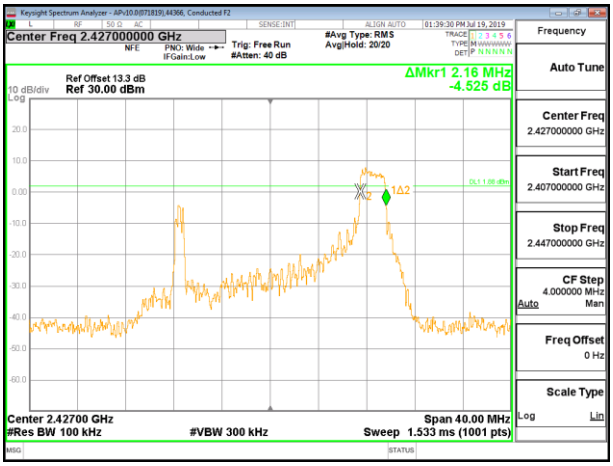

LOW CHANNEL 4 ANT 4

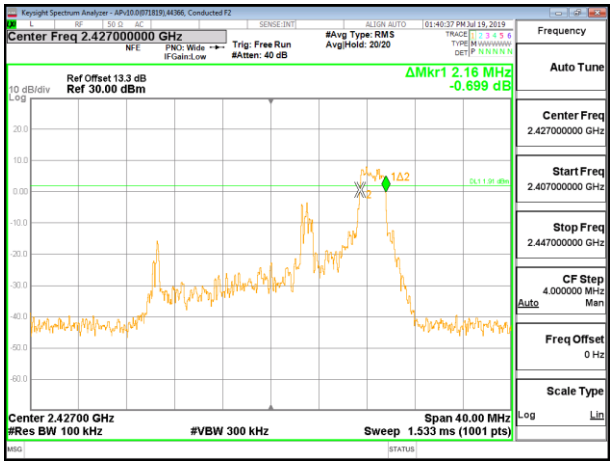

LOW CHANNEL 4 ANT 3

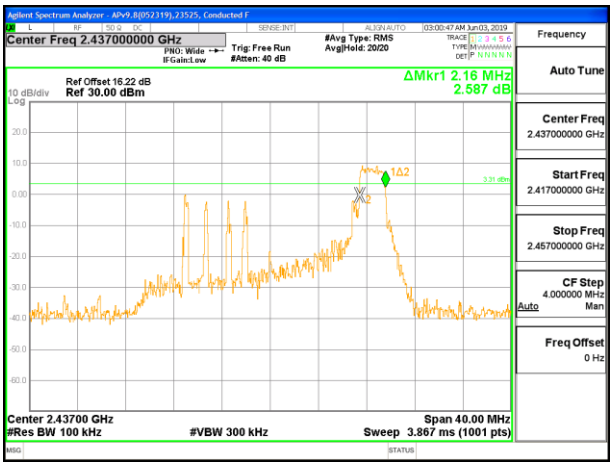

MID CHANNEL 6 ANT 4

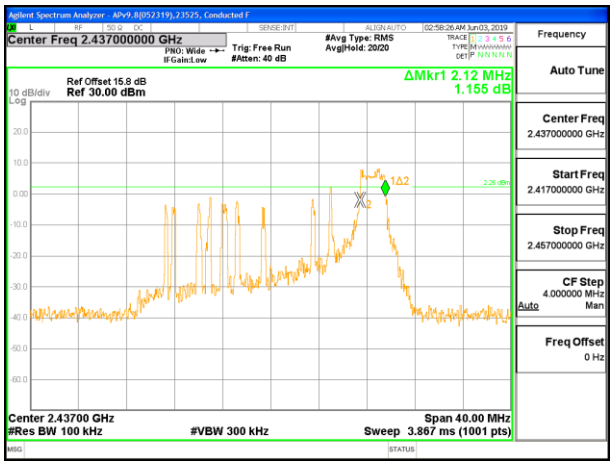

MID CHANNEL 6 ANT 3

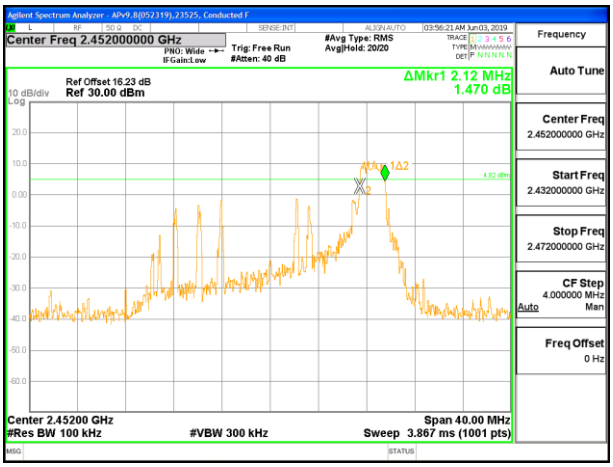

HIGH CHANNEL 9 ANT 4

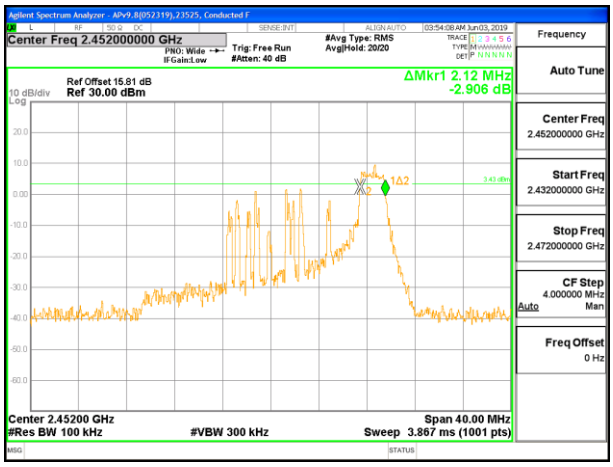

HIGH CHANNEL 9 ANT 3

UL VERIFICATION SERVICES INC.
47173 Benicia Street, Fremont, CA 94538; USA TEL:(510) 319-4000 FAX:(510) 661-0888
This report shall not be reproduced except in full, without the written approval of UL Verification Services Inc.

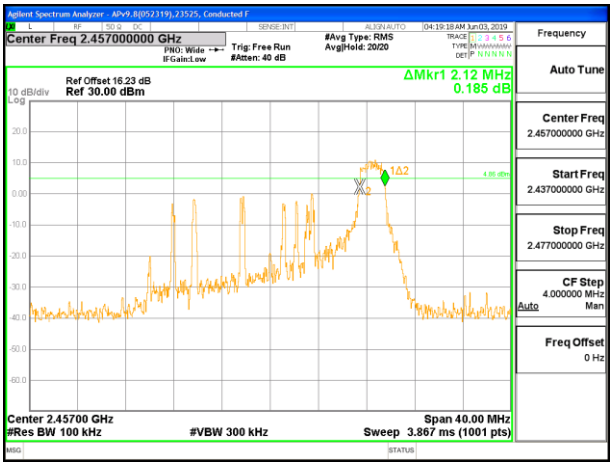

HIGH CHANNEL 10 ANT 4

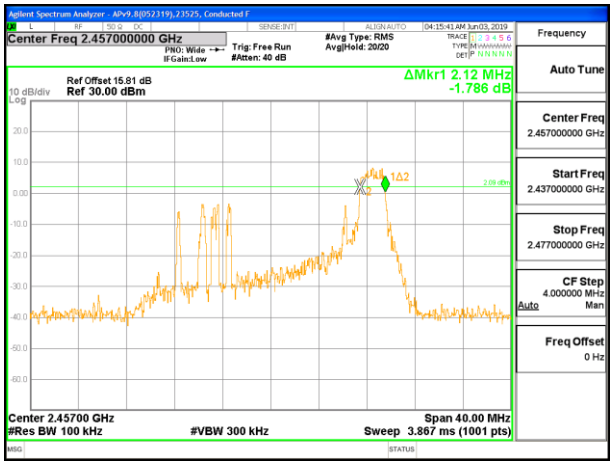

HIGH CHANNEL 10 ANT 3

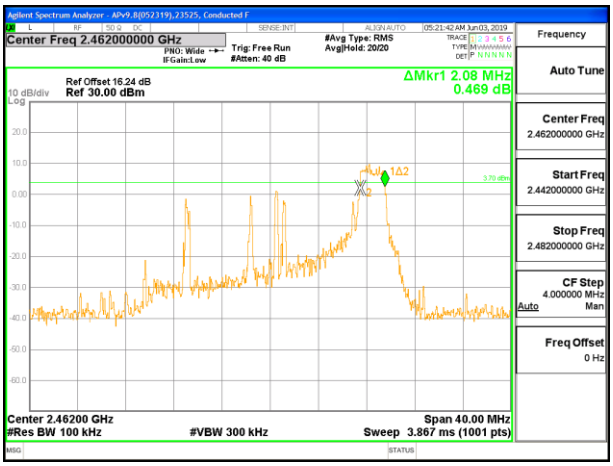

HIGH CHANNEL 11 ANT 4

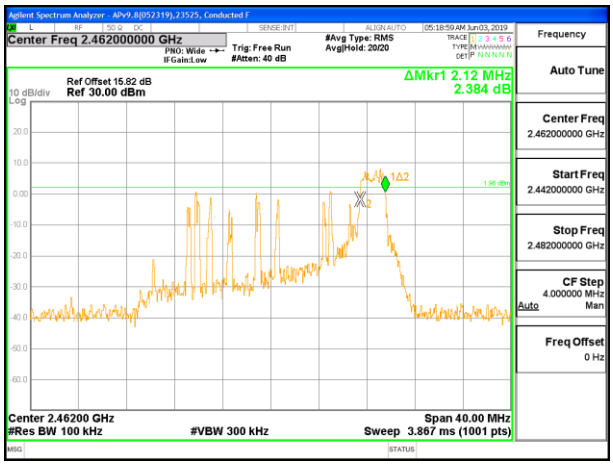

HIGH CHANNEL 11 ANT 3

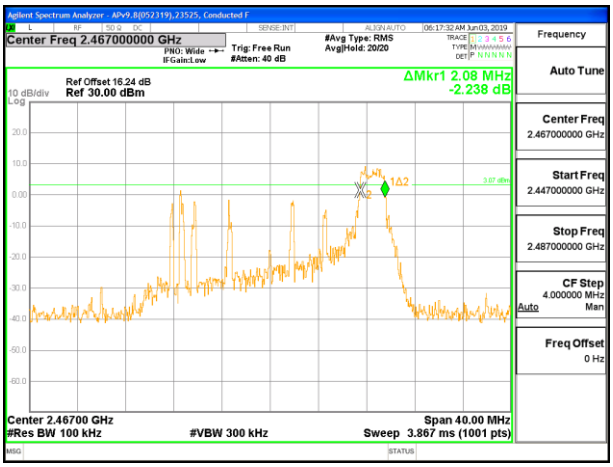

HIGH CHANNEL 12 ANT 4

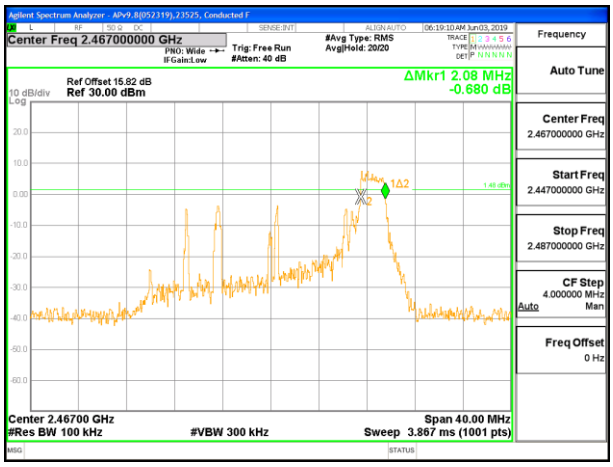

HIGH CHANNEL 12 ANT 3

UL VERIFICATION SERVICES INC.
47173 Benicia Street, Fremont, CA 94538; USA TEL:(510) 319-4000 FAX:(510) 661-0888
This report shall not be reproduced except in full, without the written approval of UL Verification Services Inc.

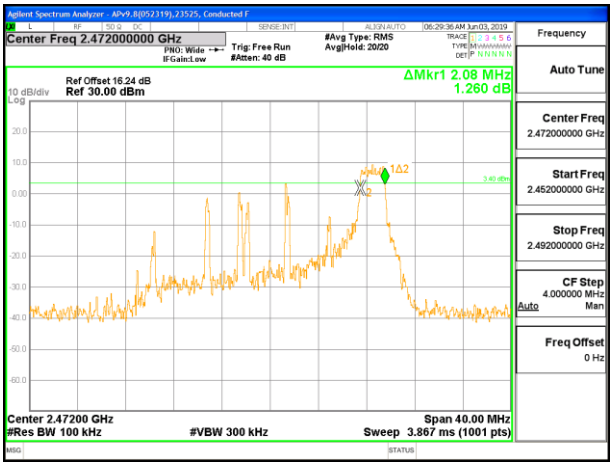

HIGH CHANNEL 13 ANT 4

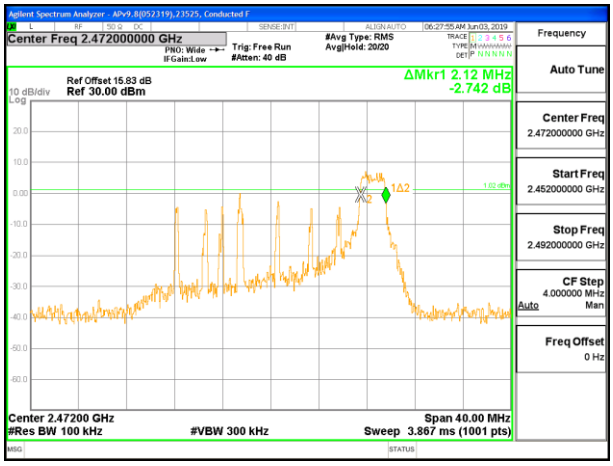

HIGH CHANNEL 13 ANT 3

UL VERIFICATION SERVICES INC.
47173 Benicia Street, Fremont, CA 94538; USA TEL:(510) 319-4000 FAX:(510) 661-0888
This report shall not be reproduced except in full, without the written approval of UL Verification Services Inc.

Antenna 4 + Antenna 3 2TX MODE: 242-Tones, RU Index 61

Channel	Frequency (MHz)	6dB Bandwidth Ant 4 (MHz)	6dB Bandwidth Ant 3 (MHz)	Minimum Limit (MHz)
Low 1	2412	18.32	18.04	0.5
Low 2	2417	18.68	17.92	0.5
Low 3	2422	18.88	18.04	0.5
Low 4	2427	18.68	18.56	0.5
Mid 6	2437	18.28	18.96	0.5
High 9	2452	18.84	18.88	0.5
High 10	2457	18.76	18.56	0.5
High 11	2462	18.48	18.92	0.5
High 12	2467	18.52	18.60	0.5
High 13	2472	18.08	18.04	0.5

UL VERIFICATION SERVICES INC.
47173 Benicia Street, Fremont, CA 94538; USA TEL:(510) 319-4000 FAX:(510) 661-0888
This report shall not be reproduced except in full, without the written approval of UL Verification Services Inc.

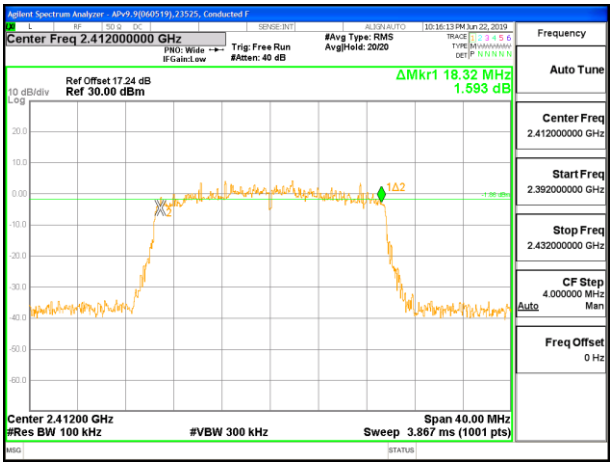

LOW CHANNEL 1 ANT 4

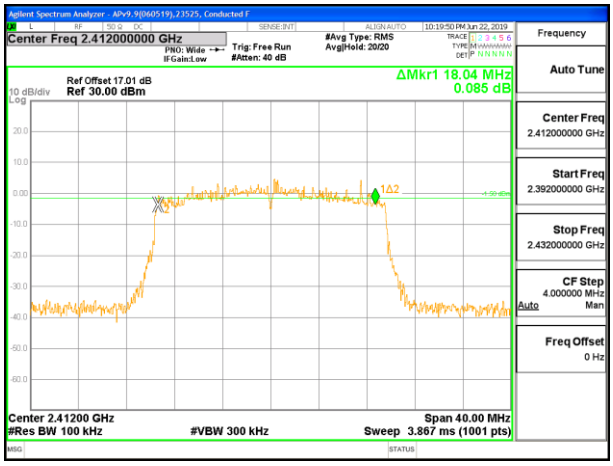

LOW CHANNEL 1 ANT 3

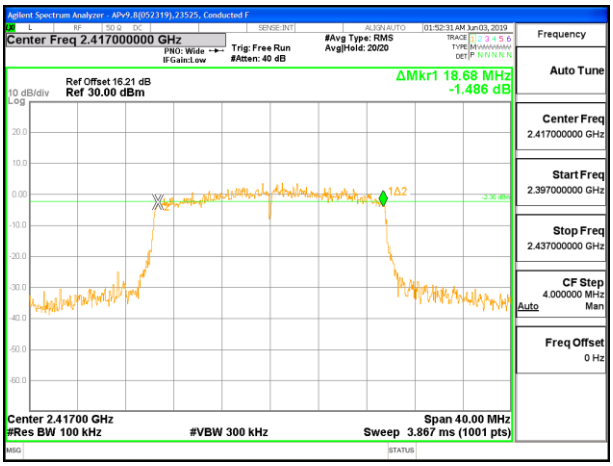

LOW CHANNEL 2 ANT 4

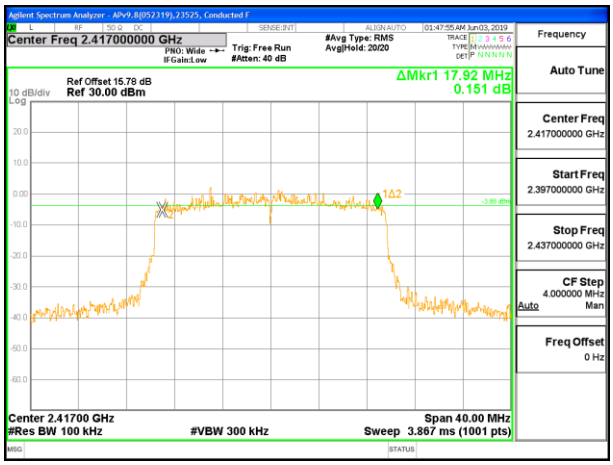

LOW CHANNEL 2 ANT 3

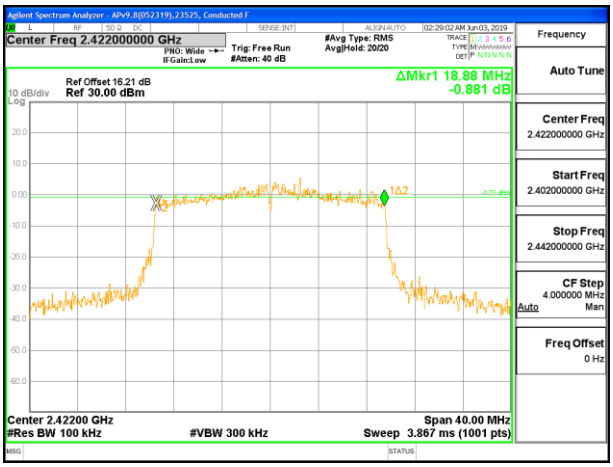

LOW CHANNEL 3 ANT 4

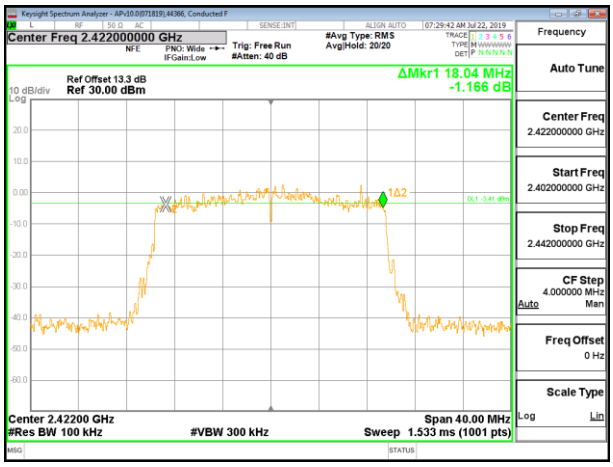

LOW CHANNEL 3 ANT 3

UL VERIFICATION SERVICES INC.
47173 Benicia Street, Fremont, CA 94538; USA TEL:(510) 319-4000 FAX:(510) 661-0888
This report shall not be reproduced except in full, without the written approval of UL Verification Services Inc.

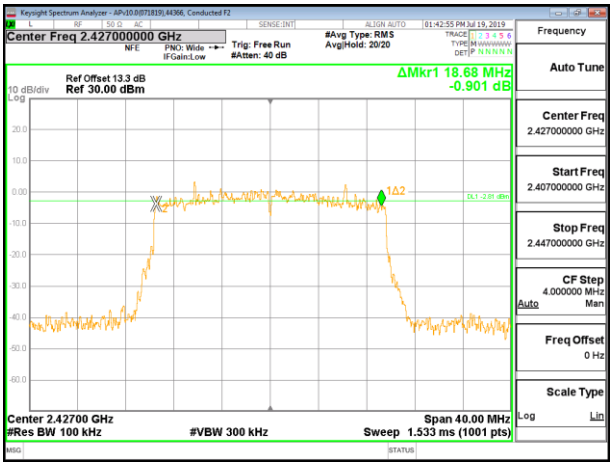

LOW CHANNEL 4 ANT 4

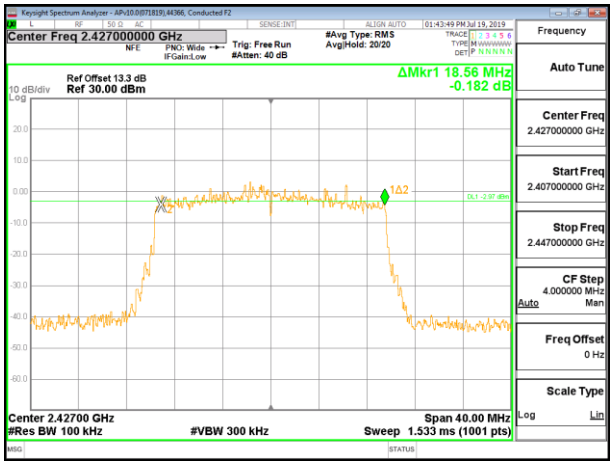

LOW CHANNEL 4 ANT 3

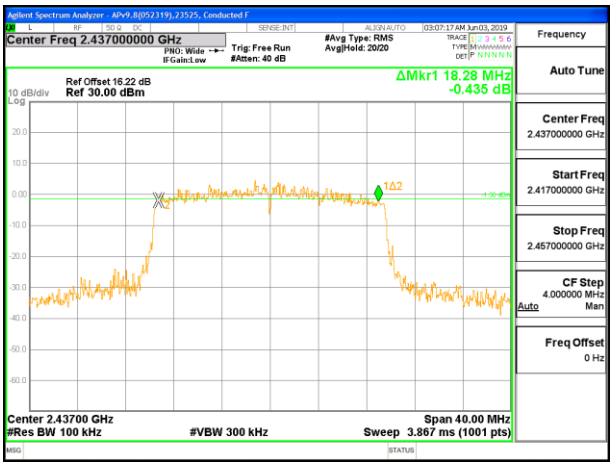

MID CHANNEL 6 ANT 4

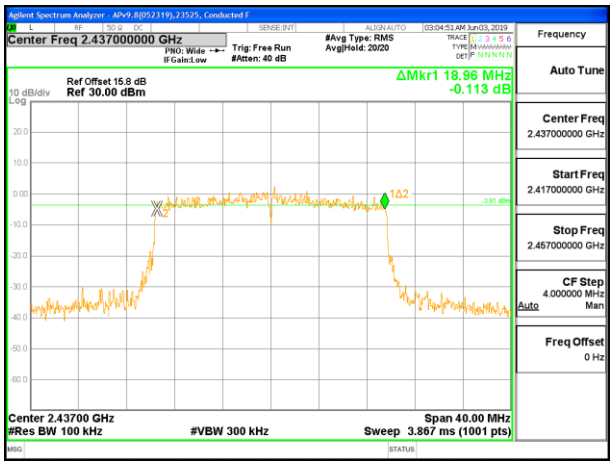

MID CHANNEL 6 ANT 3

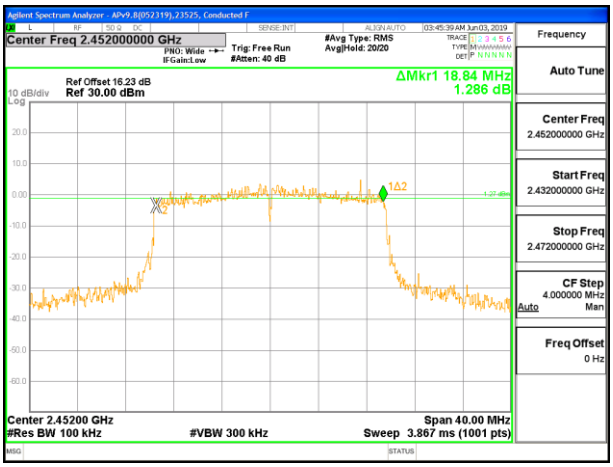

HIGH CHANNEL 9 ANT 4

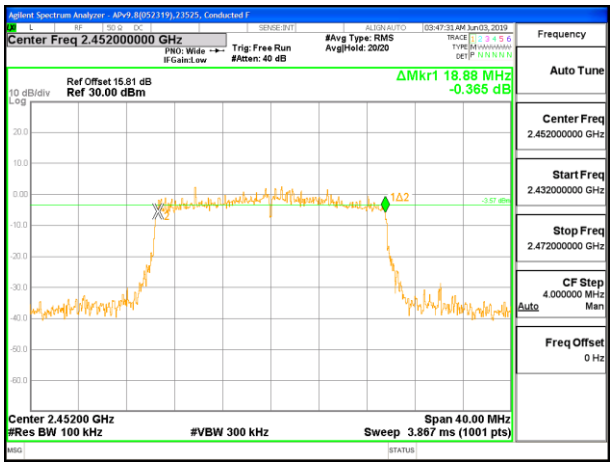

HIGH CHANNEL 9 ANT 3

UL VERIFICATION SERVICES INC.
47173 Benicia Street, Fremont, CA 94538; USA TEL:(510) 319-4000 FAX:(510) 661-0888
This report shall not be reproduced except in full, without the written approval of UL Verification Services Inc.

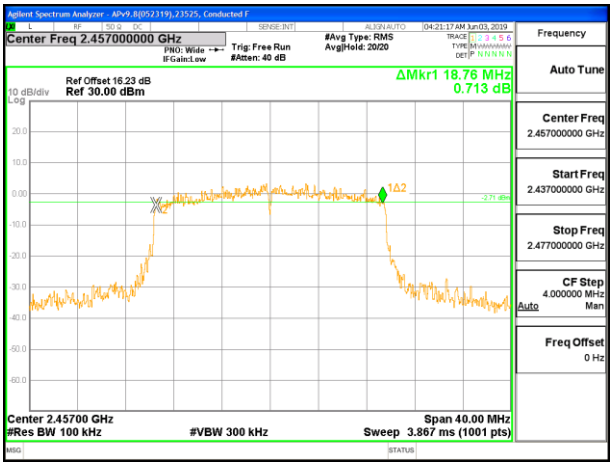

HIGH CHANNEL 10 ANT 4

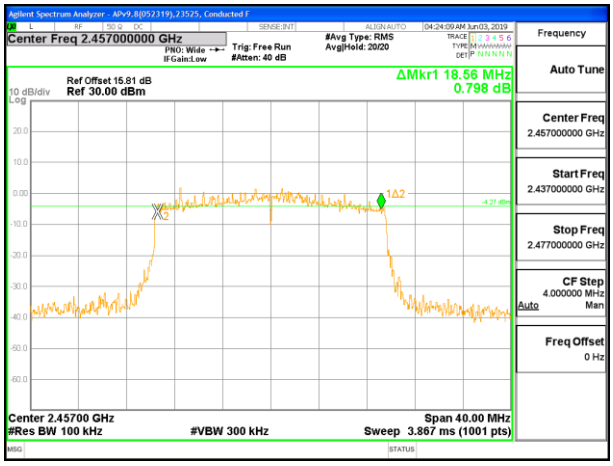

HIGH CHANNEL 10 ANT 3

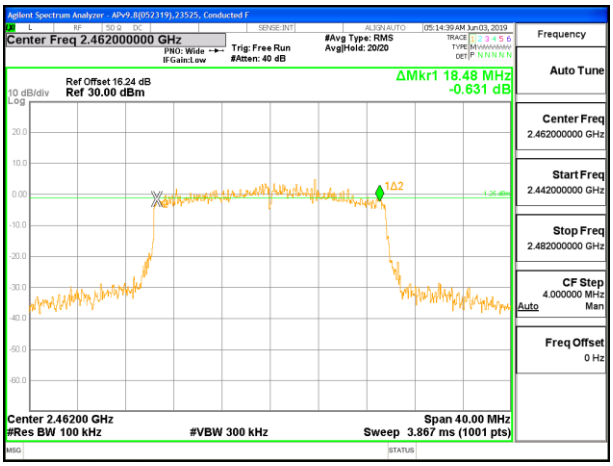

HIGH CHANNEL 11 ANT 4

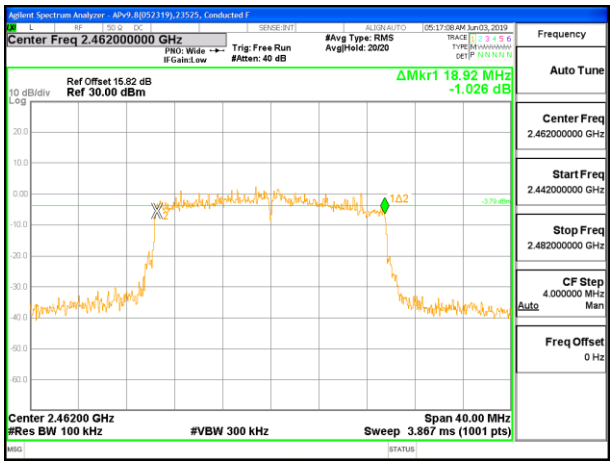

HIGH CHANNEL 11 ANT 3

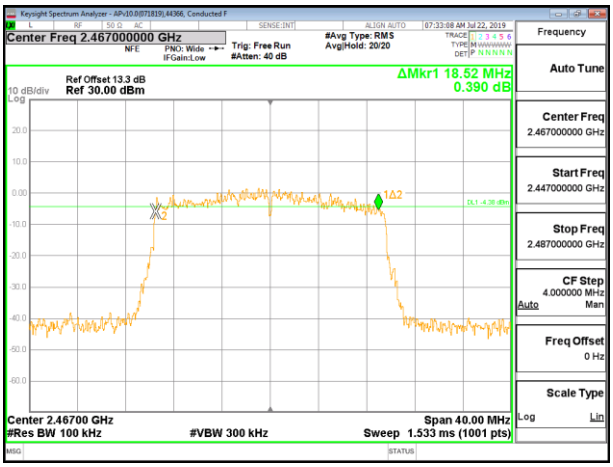

HIGH CHANNEL 12 ANT 4

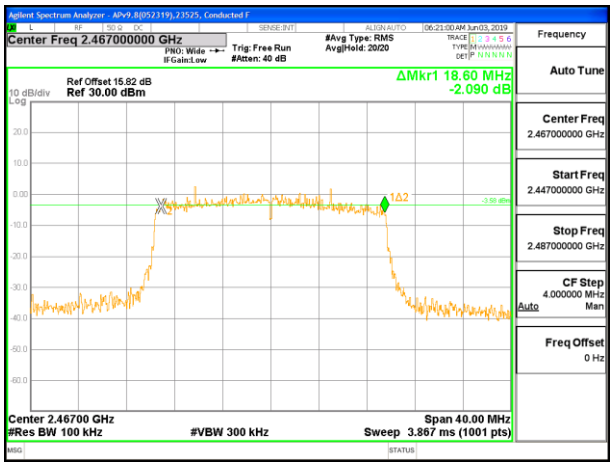

HIGH CHANNEL 12 ANT 3

UL VERIFICATION SERVICES INC.
47173 Benicia Street, Fremont, CA 94538; USA TEL:(510) 319-4000 FAX:(510) 661-0888
This report shall not be reproduced except in full, without the written approval of UL Verification Services Inc.

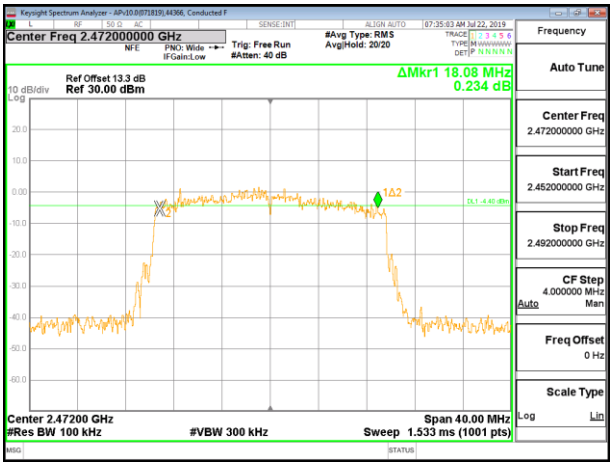

HIGH CHANNEL 13 ANT 4

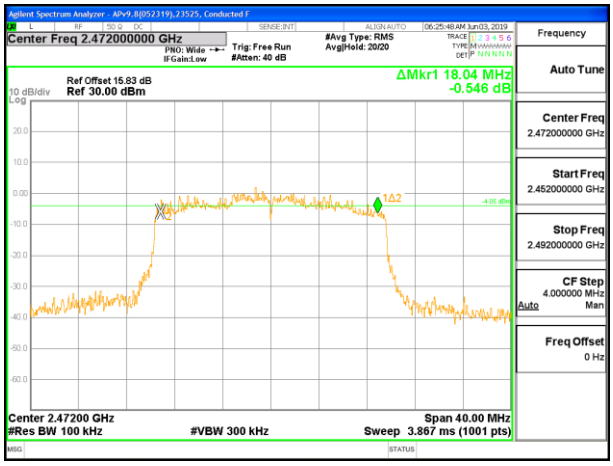

HIGH CHANNEL 13 ANT 3

UL VERIFICATION SERVICES INC.
47173 Benicia Street, Fremont, CA 94538; USA TEL:(510) 319-4000 FAX:(510) 661-0888
This report shall not be reproduced except in full, without the written approval of UL Verification Services Inc.

8.4. OUTPUT POWER

LIMITS

FCC §15.247 (b) (3)

RSS-247 5.4 (d)

For systems using digital modulation in the 902–928 MHz, 2400–2483.5 MHz, and 5725–5850 MHz bands: 1 Watt, based on the use of antennas with directional gains that do not exceed 6 dBi. If transmitting antennas of directional gain greater than 6 dBi are used, the conducted output power from the intentional radiator shall be reduced by the amount in dB that the directional gain of the antenna exceeds 6 dBi.

TEST PROCEDURE

The transmitter output is connected to a power meter.

The cable assembly insertion loss of 13.3 dB (including 10 dB pad and 1.0 dB cable + 2.3 dB flex) was entered as an offset in the power meter to allow for a gated peak reading of power.

DIRECTIONAL ANTENNA GAIN

For 1 TX:
There is only one transmitter output therefore the directional gain is equal to the antenna gain.

For 2 TX:

Tx chains are uncorrelated for power and correlated for PSD due to the device supporting CDD in all MIMO modes. The directional gains are as follows:

Band (GHz)	Antenna 4 Gain (dBi)	Antenna 3 Gain (dBi)	Uncorrelated Chains Directional Gain (dBi)	Correlated Chains Directional Gain (dBi)
2.4	-0.90	-2.30	-1.54	1.44

UL VERIFICATION SERVICES INC.
47173 Benicia Street, Fremont, CA 94538; USA TEL:(510) 319-4000 FAX:(510) 661-0888
This report shall not be reproduced except in full, without the written approval of UL Verification Services Inc.

RESULTS

8.4.1. 802.11b MODE

1TX Antenna 4 MODE

Limits

Channel	Frequency (MHz)	Directional Gain (dBi)	FCC Power Limit (dBm)	ISED Power Limit (dBm)	ISED EIRP Limit (dBm)	Max Power (dBm)
Low 1	2412	-0.90	30.00	30	36	30.00
Mid 6	2437	-0.90	30.00	30	36	30.00
High 11	2462	-0.90	30.00	30	36	30.00
High 12	2467	-0.90	30.00	30	36	30.00
High 13	2472	-0.90	30.00	30	36	30.00

Duty Cycle CF (dB)	0.00	**Included in Calculations of Corr'd Power**

Results

Channel	Frequency (MHz)	Meas Power (dBm)	Total Corr'd Power (dBm)	Power Limit (dBm)	Margin (dB)
Low 1	2412	18.85	18.85	30.00	-11.15
Mid 6	2437	18.98	18.98	30.00	-11.02
High 11	2462	18.82	18.82	30.00	-11.18
High 12	2467	18.92	18.92	30.00	-11.08
High 13	2472	15.73	15.73	30.00	-14.27

UL VERIFICATION SERVICES INC.
47173 Benicia Street, Fremont, CA 94538; USA TEL:(510) 319-4000 FAX:(510) 661-0888
This report shall not be reproduced except in full, without the written approval of UL Verification Services Inc.

1TX Antenna 3 MODE

Limits

Channel	Frequency (MHz)	Directional Gain (dBi)	FCC Power Limit (dBm)	ISED Power Limit (dBm)	ISED EIRP Limit (dBm)	Max Power (dBm)
Low 1	2412	-2.30	30.00	30	36	30.00
Mid 6	2437	-2.30	30.00	30	36	30.00
High 11	2462	-2.30	30.00	30	36	30.00
High 12	2467	-2.30	30.00	30	36	30.00
High 13	2472	-2.30	30.00	30	36	30.00

Duty Cycle CF (dB)	0.00	**Included in Calculations of Corr'd Power**

Results

Channel	Frequency (MHz)	Meas Power (dBm)	Total Corr'd Power (dBm)	Power Limit (dBm)	Margin (dB)
Low 1	2412	20.22	20.22	30.00	-9.78
Mid 6	2437	21.25	21.25	30.00	-8.75
High 11	2462	21.20	21.20	30.00	-8.80
High 12	2467	20.19	20.19	30.00	-9.81
High 13	2472	15.74	15.74	30.00	-14.26

UL VERIFICATION SERVICES INC.
47173 Benicia Street, Fremont, CA 94538; USA TEL:(510) 319-4000 FAX:(510) 661-0888
This report shall not be reproduced except in full, without the written approval of UL Verification Services Inc.

8.4.2. 802.11n HT20 MODE

1TX Antenna 4 MODE

Limits

Channel	Frequency (MHz)	Directional Gain (dBi)	FCC Power Limit (dBm)	ISED Power Limit (dBm)	ISED EIRP Limit (dBm)	Max Power (dBm)
Low 1	2412	-0.90	30.00	30	36	30.00
Low 2	2417	-0.90	30.00	30	36	30.00
Low 3	2422	-0.90	30.00	30	36	30.00
Mid 6	2437	-0.90	30.00	30	36	30.00
High 9	2452	-0.90	30.00	30	36	30.00
High 10	2457	-0.90	30.00	30	36	30.00
High 11	2462	-0.90	30.00	30	36	30.00
High 12	2467	-0.90	30.00	30	36	30.00
High 13	2472	-0.90	30.00	30	36	30.00

Duty Cycle CF (dB)	0.00	**Included in Calculations of Corr'd Power**

Results

Channel	Frequency (MHz)	Meas Power (dBm)	Total Corr'd Power (dBm)	Power Limit (dBm)	Margin (dB)
Low 1	2412	17.14	17.14	30.00	-12.86
Low 2	2417	18.90	18.90	30.00	-11.10
Low 3	2422	18.98	18.98	30.00	-11.02
Mid 6	2437	18.95	18.95	30.00	-11.05
High 9	2452	18.87	18.87	30.00	-11.13
High 10	2457	18.92	18.92	30.00	-11.08
High 11	2462	17.22	17.22	30.00	-12.78
High 12	2467	15.19	15.19	30.00	-14.81
High 13	2472	5.16	5.16	30.00	-24.84

UL VERIFICATION SERVICES INC.
47173 Benicia Street, Fremont, CA 94538; USA TEL:(510) 319-4000 FAX:(510) 661-0888
This report shall not be reproduced except in full, without the written approval of UL Verification Services Inc.

1TX Antenna 3 MODE

Limits

Channel	Frequency (MHz)	Directional Gain (dBi)	FCC Power Limit (dBm)	ISED Power Limit (dBm)	ISED EIRP Limit (dBm)	Max Power (dBm)
Low 1	2412	-2.30	30.00	30	36	30.00
Low 2	2417	-2.30	30.00	30	36	30.00
Low 3	2422	-2.30	30.00	30	36	30.00
Mid 6	2437	-2.30	30.00	30	36	30.00
High 9	2452	-2.30	30.00	30	36	30.00
High 10	2457	-2.30	30.00	30	36	30.00
High 11	2462	-2.30	30.00	30	36	30.00
High 12	2467	-2.30	30.00	30	36	30.00
High 13	2472	-2.30	30.00	30	36	30.00

Duty Cycle CF (dB)	0.00	**Included in Calculations of Corr'd Power**

Results

Channel	Frequency (MHz)	Meas Power (dBm)	Total Corr'd Power (dBm)	Power Limit (dBm)	Margin (dB)
Low 1	2412	17.12	17.12	30.00	-12.88
Low 2	2417	19.19	19.19	30.00	-10.81
Low 3	2422	20.72	20.72	30.00	-9.28
Mid 6	2437	21.24	21.24	30.00	-8.76
High 9	2452	21.21	21.21	30.00	-8.79
High 10	2457	19.23	19.23	30.00	-10.77
High 11	2462	17.21	17.21	30.00	-12.79
High 12	2467	15.21	15.21	30.00	-14.79
High 13	2472	5.18	5.18	30.00	-24.82

UL VERIFICATION SERVICES INC.
47173 Benicia Street, Fremont, CA 94538; USA TEL:(510) 319-4000 FAX:(510) 661-0888
This report shall not be reproduced except in full, without the written approval of UL Verification Services Inc.

2TX Antenna 4 + Antenna 3 CDD MODE

Limits

Channel	Frequency (MHz)	Directional Gain (dBi)	FCC/ISED Power Limit (dBm)	ISED EIRP Limit (dBm)	Max Power (dBm)
Low 1	2412	-1.54	30.00	36	30.00
Low 2	2417	-1.54	30.00	36	30.00
Low 3	2422	-1.54	30.00	36	30.00
Mid 6	2437	-1.54	30.00	36	30.00
High 9	2452	-1.54	30.00	36	30.00
High 10	2457	-1.54	30.00	36	30.00
High 11	2462	-1.54	30.00	36	30.00
High 12	2467	-1.54	30.00	36	30.00
High 13	2472	-1.54	30.00	36	30.00

Duty Cycle CF (dB)	0.00	Included in Calculations of Corr'd Power

Results

Channel	Frequency (MHz)	Antenna 4 Meas Power (dBm)	Antenna 3 Meas Power (dBm)	Total Corr'd Power (dBm)	Power Limit (dBm)	Margi (dB)
Low 1	2412	16.18	16.15	19.18	30.00	-10.82
Low 2	2417	18.15	18.12	21.15	30.00	-8.85
Low 3	2422	18.95	19.73	22.37	30.00	-7.63
Mid 6	2437	18.98	21.20	23.24	30.00	-6.76
High 9	2452	18.93	19.21	22.08	30.00	-7.92
High 10	2457	18.23	18.20	21.23	30.00	-8.77
High 11	2462	16.22	16.24	19.24	30.00	-10.76
High 12	2467	13.70	13.73	16.73	30.00	-13.27
High 13	2472	4.71	4.68	7.71	30.00	-22.29

UL VERIFICATION SERVICES INC.
47173 Benicia Street, Fremont, CA 94538; USA TEL:(510) 319-4000 FAX:(510) 661-0888
This report shall not be reproduced except in full, without the written approval of UL Verification Services Inc.

8.4.3. 802.11ax HE20 MODE

1TX Antenna 4 MODE: 26-Tones, RU Index 0

Limits

Channel	Frequency (MHz)	Directional Gain (dBi)	FCC Power Limit (dBm)	ISED Power Limit (dBm)	ISED EIRP Limit (dBm)	Max Power (dBm)
Low 1	2412	-0.90	30.00	30	36	30.00
Low 2	2417	-0.90	30.00	30	36	30.00
Low 3	2422	-0.90	30.00	30	36	30.00
Mid 6	2437	-0.90	30.00	30	36	30.00
High 9	2452	-0.90	30.00	30	36	30.00
High 10	2457	-0.90	30.00	30	36	30.00
High 11	2462	-0.90	30.00	30	36	30.00
High 12	2467	-0.90	30.00	30	36	30.00
High 13	2472	-0.90	30.00	30	36	30.00

Duty Cycle CF (dB)	0.00	Included in Calculations of Corr'd Power

Results

Channel	Frequency (MHz)	Meas Power (dBm)	Total Corr'd Power (dBm)	Power Limit (dBm)	Margin (dB)
Low 1	2412	15.68	15.68	30.00	-14.32
Low 2	2417	17.71	17.71	30.00	-12.29
Low 3	2422	18.90	18.90	30.00	-11.10
Mid 6	2437	18.95	18.95	30.00	-11.05
High 9	2452	18.88	18.88	30.00	-11.12
High 10	2457	17.73	17.73	30.00	-12.27
High 11	2462	15.72	15.72	30.00	-14.28
High 12	2467	13.69	13.69	30.00	-16.31
High 13	2472	-0.38	-0.38	30.00	-30.38

UL VERIFICATION SERVICES INC.
47173 Benicia Street, Fremont, CA 94538; USA TEL:(510) 319-4000 FAX:(510) 661-0888
This report shall not be reproduced except in full, without the written approval of UL Verification Services Inc.

1TX Antenna 4 MODE: 26-Tones, RU Index 4

Limits

Channel	Frequency (MHz)	Directional Gain (dBi)	FCC Power Limit (dBm)	ISED Power Limit (dBm)	ISED EIRP Limit (dBm)	Max Power (dBm)
Low 1	2412	-0.90	30.00	30	36	30.00
Low 2	2417	-0.90	30.00	30	36	30.00
Low 3	2422	-0.90	30.00	30	36	30.00
Mid 6	2437	-0.90	30.00	30	36	30.00
High 9	2452	-0.90	30.00	30	36	30.00
High 10	2457	-0.90	30.00	30	36	30.00
High 11	2462	-0.90	30.00	30	36	30.00
High 12	2467	-0.90	30.00	30	36	30.00
High 13	2472	-0.90	30.00	30	36	30.00

Duty Cycle CF (dB)	0.00	Included in Calculations of Corr'd Power

Results

Channel	Frequency (MHz)	Meas Power (dBm)	Total Corr'd Power (dBm)	Power Limit (dBm)	Margin (dB)
Low 1	2412	15.69	15.69	30.00	-14.31
Low 2	2417	17.60	17.60	30.00	-12.40
Low 3	2422	18.81	18.81	30.00	-11.19
Mid 6	2437	18.91	18.91	30.00	-11.09
High 9	2452	18.85	18.85	30.00	-11.15
High 10	2457	17.63	17.63	30.00	-12.37
High 11	2462	15.63	15.63	30.00	-14.37
High 12	2467	13.65	13.65	30.00	-16.35
High 13	2472	-0.33	-0.33	30.00	-30.33

UL VERIFICATION SERVICES INC.
47173 Benicia Street, Fremont, CA 94538; USA TEL:(510) 319-4000 FAX:(510) 661-0888
This report shall not be reproduced except in full, without the written approval of UL Verification Services Inc.

1TX Antenna 4 MODE: 26-Tones, RU Index 8

Limits

Channel	Frequency (MHz)	Directional Gain (dBi)	FCC Power Limit (dBm)	ISED Power Limit (dBm)	ISED EIRP Limit (dBm)	Max Power (dBm)
Low 1	2412	-0.90	30.00	30	36	30.00
Low 2	2417	-0.90	30.00	30	36	30.00
Low 3	2422	-0.90	30.00	30	36	30.00
Mid 6	2437	-0.90	30.00	30	36	30.00
High 9	2452	-0.90	30.00	30	36	30.00
High 10	2457	-0.90	30.00	30	36	30.00
High 11	2462	-0.90	30.00	30	36	30.00
High 12	2467	-0.90	30.00	30	36	30.00
High 13	2472	-0.90	30.00	30	36	30.00

Duty Cycle CF (dB)	0.00	Included in Calculations of Corr'd Power

Results

Channel	Frequency (MHz)	Meas Power (dBm)	Total Corr'd Power (dBm)	Power Limit (dBm)	Margin (dB)
Low 1	2412	15.71	15.71	30.00	-14.29
Low 2	2417	17.65	17.65	30.00	-12.35
Low 3	2422	18.92	18.92	30.00	-11.08
Mid 6	2437	18.96	18.96	30.00	-11.04
High 9	2452	18.87	18.87	30.00	-11.13
High 10	2457	17.69	17.69	30.00	-12.31
High 11	2462	15.68	15.68	30.00	-14.32
High 12	2467	13.66	13.66	30.00	-16.34
High 13	2472	-0.42	-0.42	30.00	-30.42

UL VERIFICATION SERVICES INC.
47173 Benicia Street, Fremont, CA 94538; USA TEL:(510) 319-4000 FAX:(510) 661-0888
This report shall not be reproduced except in full, without the written approval of UL Verification Services Inc.

1TX Antenna 4 MODE: 242-Tones, RU Index 61

Limits

Channel	Frequency (MHz)	Directional Gain (dBi)	FCC Power Limit (dBm)	ISED Power Limit (dBm)	ISED EIRP Limit (dBm)	Max Power (dBm)
Low 1	2412	-0.90	30.00	30	36	30.00
Low 2	2417	-0.90	30.00	30	36	30.00
Low 3	2422	-0.90	30.00	30	36	30.00
Mid 6	2437	-0.90	30.00	30	36	30.00
High 9	2452	-0.90	30.00	30	36	30.00
High 10	2457	-0.90	30.00	30	36	30.00
High 11	2462	-0.90	30.00	30	36	30.00
High 12	2467	-0.90	30.00	30	36	30.00
High 13	2472	-0.90	30.00	30	36	30.00

Duty Cycle CF (dB)	0.00	Included in Calculations of Corr'd Power

Results

Channel	Frequency (MHz)	Meas Power (dBm)	Total Corr'd Power (dBm)	Power Limit (dBm)	Margin (dB)
Low 1	2412	15.64	15.64	30.00	-14.36
Low 2	2417	17.68	17.68	30.00	-12.32
Low 3	2422	18.90	18.90	30.00	-11.10
Mid 6	2437	18.95	18.95	30.00	-11.05
High 9	2452	18.88	18.88	30.00	-11.12
High 10	2457	17.65	17.65	30.00	-12.35
High 11	2462	15.69	15.69	30.00	-14.31
High 12	2467	13.70	13.70	30.00	-16.30
High 13	2472	4.73	4.73	30.00	-25.27

UL VERIFICATION SERVICES INC.
47173 Benicia Street, Fremont, CA 94538; USA TEL:(510) 319-4000 FAX:(510) 661-0888
This report shall not be reproduced except in full, without the written approval of UL Verification Services Inc.

1TX Antenna 3 MODE: 26-Tones, RU Index 0

Limits

Channel	Frequency (MHz)	Directional Gain (dBi)	FCC Power Limit (dBm)	ISED Power Limit (dBm)	ISED EIRP Limit (dBm)	Max Power (dBm)
Low 1	2412	-2.30	30.00	30	36	30.00
Low 2	2417	-2.30	30.00	30	36	30.00
Low 3	2422	-2.30	30.00	30	36	30.00
Mid 6	2437	-2.30	30.00	30	36	30.00
High 9	2452	-2.30	30.00	30	36	30.00
High 10	2457	-2.30	30.00	30	36	30.00
High 11	2462	-2.30	30.00	30	36	30.00
High 12	2467	-2.30	30.00	30	36	30.00
High 13	2472	-2.30	30.00	30	36	30.00

Duty Cycle CF (dB)	0.00	**Included in Calculations of Corr'd Power**

Results

Channel	Frequency (MHz)	Meas Power (dBm)	Total Corr'd Power (dBm)	Power Limit (dBm)	Margin (dB)
Low 1	2412	15.68	15.68	30.00	-14.32
Low 2	2417	17.67	17.67	30.00	-12.33
Low 3	2422	19.68	19.68	30.00	-10.32
Mid 6	2437	21.23	21.23	30.00	-8.77
High 9	2452	19.74	19.74	30.00	-10.26
High 10	2457	17.72	17.72	30.00	-12.28
High 11	2462	15.71	15.71	30.00	-14.29
High 12	2467	13.66	13.66	30.00	-16.34
High 13	2472	-0.35	-0.35	30.00	-30.35

UL VERIFICATION SERVICES INC.
47173 Benicia Street, Fremont, CA 94538; USA TEL:(510) 319-4000 FAX:(510) 661-0888
This report shall not be reproduced except in full, without the written approval of UL Verification Services Inc.

1TX Antenna 3 MODE: 26-Tones, RU Index 4

Limits

Channel	Frequency (MHz)	Directional Gain (dBi)	FCC Power Limit (dBm)	ISED Power Limit (dBm)	ISED EIRP Limit (dBm)	Max Power (dBm)
Low 1	2412	-2.30	30.00	30	36	30.00
Low 2	2417	-2.30	30.00	30	36	30.00
Low 3	2422	-2.30	30.00	30	36	30.00
Mid 6	2437	-2.30	30.00	30	36	30.00
High 9	2452	-2.30	30.00	30	36	30.00
High 10	2457	-2.30	30.00	30	36	30.00
High 11	2462	-2.30	30.00	30	36	30.00
High 12	2467	-2.30	30.00	30	36	30.00
High 13	2472	-2.30	30.00	30	36	30.00

Duty Cycle CF (dB)	0.00	Included in Calculations of Corr'd Power

Results

Channel	Frequency (MHz)	Meas Power (dBm)	Total Corr'd Power (dBm)	Power Limit (dBm)	Margin (dB)
Low 1	2412	15.59	15.59	30.00	-14.41
Low 2	2417	17.58	17.58	30.00	-12.42
Low 3	2422	19.65	19.65	30.00	-10.35
Mid 6	2437	21.22	21.22	30.00	-8.78
High 9	2452	19.64	19.64	30.00	-10.36
High 10	2457	17.61	17.61	30.00	-12.39
High 11	2462	15.62	15.62	30.00	-14.38
High 12	2467	13.58	13.58	30.00	-16.42
High 13	2472	-0.28	-0.28	30.00	-30.28

UL VERIFICATION SERVICES INC.
47173 Benicia Street, Fremont, CA 94538; USA TEL:(510) 319-4000 FAX:(510) 661-0888
This report shall not be reproduced except in full, without the written approval of UL Verification Services Inc.

1TX Antenna 3 MODE: 26-Tones, RU Index 8

Limits

Channel	Frequency (MHz)	Directional Gain (dBi)	FCC Power Limit (dBm)	ISED Power Limit (dBm)	ISED EIRP Limit (dBm)	Max Power (dBm)
Low 1	2412	-2.30	30.00	30	36	30.00
Low 2	2417	-2.30	30.00	30	36	30.00
Low 3	2422	-2.30	30.00	30	36	30.00
Mid 6	2437	-2.30	30.00	30	36	30.00
High 9	2452	-2.30	30.00	30	36	30.00
High 10	2457	-2.30	30.00	30	36	30.00
High 11	2462	-2.30	30.00	30	36	30.00
High 12	2467	-2.30	30.00	30	36	30.00
High 13	2472	-2.30	30.00	30	36	30.00

Duty Cycle CF (dB)	0.00	Included in Calculations of Corr'd Power

Results

Channel	Frequency (MHz)	Meas Power (dBm)	Total Corr'd Power (dBm)	Power Limit (dBm)	Margin (dB)
Low 1	2412	15.64	15.64	30.00	-14.36
Low 2	2417	17.65	17.65	30.00	-12.35
Low 3	2422	19.69	19.69	30.00	-10.31
Mid 6	2437	21.21	21.21	30.00	-8.79
High 9	2452	19.71	19.71	30.00	-10.29
High 10	2457	17.70	17.70	30.00	-12.30
High 11	2462	15.73	15.73	30.00	-14.27
High 12	2467	13.72	13.72	30.00	-16.28
High 13	2472	-0.44	-0.44	30.00	-30.44

UL VERIFICATION SERVICES INC.
47173 Benicia Street, Fremont, CA 94538; USA TEL:(510) 319-4000 FAX:(510) 661-0888
This report shall not be reproduced except in full, without the written approval of UL Verification Services Inc.

1TX Antenna 3 MODE: 242-Tones, RU Index 61

Limits

Channel	Frequency (MHz)	Directional Gain (dBi)	FCC Power Limit (dBm)	ISED Power Limit (dBm)	ISED EIRP Limit (dBm)	Max Power (dBm)
Low 1	2412	-2.30	30.00	30	36	30.00
Low 2	2417	-2.30	30.00	30	36	30.00
Low 3	2422	-2.30	30.00	30	36	30.00
Mid 6	2437	-2.30	30.00	30	36	30.00
High 9	2452	-2.30	30.00	30	36	30.00
High 10	2457	-2.30	30.00	30	36	30.00
High 11	2462	-2.30	30.00	30	36	30.00
High 12	2467	-2.30	30.00	30	36	30.00
High 13	2472	-2.30	30.00	30	36	30.00

Duty Cycle CF (dB)	0.00	**Included in Calculations of Corr'd Power**

Results

Channel	Frequency (MHz)	Meas Power (dBm)	Total Corr'd Power (dBm)	Power Limit (dBm)	Margin (dB)
Low 1	2412	15.65	15.65	30.00	-14.35
Low 2	2417	17.69	17.69	30.00	-12.31
Low 3	2422	19.70	19.70	30.00	-10.30
Mid 6	2437	21.18	21.18	30.00	-8.82
High 9	2452	19.65	19.65	30.00	-10.35
High 10	2457	17.73	17.73	30.00	-12.27
High 11	2462	15.71	15.71	30.00	-14.29
High 12	2467	13.65	13.65	30.00	-16.35
High 13	2472	4.63	4.63	30.00	-25.37

UL VERIFICATION SERVICES INC.
47173 Benicia Street, Fremont, CA 94538; USA TEL:(510) 319-4000 FAX:(510) 661-0888
This report shall not be reproduced except in full, without the written approval of UL Verification Services Inc.

8.4.4. 802.11ax HE20 OFDMA MODE 2TX

2TX Antenna 4 + Antenna 3 OFDMA MODE: 26-Tones, RU Index 0

Limits

Channel	Frequency (MHz)	Directional Gain (dBi)	FCC/ISED Power Limit (dBm)	ISED EIRP Limit (dBm)	Max Power (dBm)
Low 1	2412	-1.54	30.00	36	30.00
Low 2	2417	-1.54	30.00	36	30.00
Low 3	2422	-1.54	30.00	36	30.00
Low 4	2427	-1.54	30.00	36	30.00
Mid 6	2437	-1.54	30.00	36	30.00
High 9	2452	-1.54	30.00	36	30.00
High 10	2457	-1.54	30.00	36	30.00
High 11	2462	-1.54	30.00	36	30.00
High 12	2467	-1.54	30.00	36	30.00
High 13	2472	-1.54	30.00	36	30.00

Duty Cycle CF (dB)	0.00	Included in Calculations of Corr'd Power

Results

Channel	Frequency (MHz)	Antenna 4 Meas Power (dBm)	Antenna 3 Meas Power (dBm)	Total Corr'd Power (dBm)	Power Limit (dBm)	Margi (dB)
Low 1	2412	14.72	14.65	17.70	30.00	-12.30
Low 2	2417	16.64	16.63	19.65	30.00	-10.35
Low 3	2422	18.72	18.66	21.70	30.00	-8.30
Low 4	2427	18.82	19.68	22.28	30.00	-7.72
Mid 6	2437	18.95	19.72	22.36	30.00	-7.64
High 9	2452	18.20	18.17	21.20	30.00	-8.80
High 10	2457	16.71	16.68	19.71	30.00	-10.29
High 11	2462	14.68	14.68	17.69	30.00	-12.31
High 12	2467	12.18	12.18	15.19	30.00	-14.81
High 13	2472	-0.40	-0.45	2.59	30.00	-27.41

UL VERIFICATION SERVICES INC.
47173 Benicia Street, Fremont, CA 94538; USA TEL:(510) 319-4000 FAX:(510) 661-0888
This report shall not be reproduced except in full, without the written approval of UL Verification Services Inc.

2TX Antenna 4 + Antenna 3 OFDMA MODE: 26-Tones, RU Index 4

Limits

Channel	Frequency (MHz)	Directional Gain (dBi)	FCC/ISED Power Limit (dBm)	ISED EIRP Limit (dBm)	Max Power (dBm)
Low 1	2412	-1.54	30.00	36	30.00
Low 2	2417	-1.54	30.00	36	30.00
Low 3	2422	-1.54	30.00	36	30.00
Low 4	2427	-1.54	30.00	36	30.00
Mid 6	2437	-1.54	30.00	36	30.00
High 9	2452	-1.54	30.00	36	30.00
High 10	2457	-1.54	30.00	36	30.00
High 11	2462	-1.54	30.00	36	30.00
High 12	2467	-1.54	30.00	36	30.00
High 13	2472	-1.54	30.00	36	30.00

Duty Cycle CF (dB)	0.00	Included in Calculations of Corr'd Power

Results

Channel	Frequency (MHz)	Antenna 4 Meas Power (dBm)	Antenna 3 Meas Power (dBm)	Total Corr'd Power (dBm)	Power Limit (dBm)	Margi (dB)
Low 1	2412	14.65	14.63	17.65	30.00	-12.35
Low 2	2417	16.60	16.71	19.67	30.00	-10.33
Low 3	2422	18.69	18.65	21.68	30.00	-8.32
Low 4	2427	18.81	19.60	22.23	30.00	-7.77
Mid 6	2437	18.78	19.63	22.24	30.00	-7.76
High 9	2452	18.15	18.20	21.19	30.00	-8.81
High 10	2457	16.62	16.68	19.66	30.00	-10.34
High 11	2462	14.68	14.62	17.66	30.00	-12.34
High 12	2467	12.12	12.15	15.15	30.00	-14.85
High 13	2472	-0.38	-0.42	2.61	30.00	-27.39

UL VERIFICATION SERVICES INC.
47173 Benicia Street, Fremont, CA 94538; USA TEL:(510) 319-4000 FAX:(510) 661-0888
This report shall not be reproduced except in full, without the written approval of UL Verification Services Inc.

2TX Antenna 4 + Antenna 3 OFDMA MODE: 26-Tones, RU Index 8

Limits

Channel	Frequency (MHz)	Directional Gain (dBi)	FCC/ISED Power Limit (dBm)	ISED EIRP Limit (dBm)	Max Power (dBm)
Low 1	2412	-1.54	30.00	36	30.00
Low 2	2417	-1.54	30.00	36	30.00
Low 3	2422	-1.54	30.00	36	30.00
Low 4	2427	-1.54	30.00	36	30.00
Mid 6	2437	-1.54	30.00	36	30.00
High 9	2452	-1.54	30.00	36	30.00
High 10	2457	-1.54	30.00	36	30.00
High 11	2462	-1.54	30.00	36	30.00
High 12	2467	-1.54	30.00	36	30.00
High 13	2472	-1.54	30.00	36	30.00

Duty Cycle CF (dB)	0.00	Included in Calculations of Corr'd Power

Results

Channel	Frequency (MHz)	Antenna 4 Meas Power (dBm)	Antenna 3 Meas Power (dBm)	Total Corr'd Power (dBm)	Power Limit (dBm)	Margi (dB)
Low 1	2412	14.73	14.70	17.73	30.00	-12.27
Low 2	2417	16.68	16.70	19.70	30.00	-10.30
Low 3	2422	18.70	18.68	21.70	30.00	-8.30
Low 4	2427	18.88	19.65	22.29	30.00	-7.71
Mid 6	2437	18.83	19.70	22.30	30.00	-7.70
High 9	2452	18.21	18.16	21.20	30.00	-8.80
High 10	2457	16.73	16.68	19.72	30.00	-10.28
High 11	2462	14.67	14.64	17.67	30.00	-12.33
High 12	2467	12.20	12.21	15.22	30.00	-14.78
High 13	2472	-0.36	-0.40	2.63	30.00	-27.37

UL VERIFICATION SERVICES INC.
47173 Benicia Street, Fremont, CA 94538; USA TEL:(510) 319-4000 FAX:(510) 661-0888
This report shall not be reproduced except in full, without the written approval of UL Verification Services Inc.

2TX Antenna 4 + Antenna 3 OFDMA MODE: 242-Tones, RU Index 61

Limits

Channel	Frequency (MHz)	Directional Gain (dBi)	FCC/ISED Power Limit (dBm)	ISED EIRP Limit (dBm)	Max Power (dBm)
Low 1	2412	-1.54	30.00	36	30.00
Low 2	2417	-1.54	30.00	36	30.00
Low 3	2422	-1.54	30.00	36	30.00
Low 4	2427	-1.54	30.00	36	30.00
Mid 6	2437	-1.54	30.00	36	30.00
High 9	2452	-1.54	30.00	36	30.00
High 10	2457	-1.54	30.00	36	30.00
High 11	2462	-1.54	30.00	36	30.00
High 12	2467	-1.54	30.00	36	30.00
High 13	2472	-1.54	30.00	36	30.00

Duty Cycle CF (dB)	0.00	Included in Calculations of Corr'd Power

Results

Channel	Frequency (MHz)	Antenna 4 Meas Power (dBm)	Antenna 3 Meas Power (dBm)	Total Corr'd Power (dBm)	Power Limit (dBm)	Margi (dB)
Low 1	2412	14.64	14.68	17.67	30.00	-12.33
Low 2	2417	16.68	16.65	19.68	30.00	-10.32
Low 3	2422	18.73	18.70	21.73	30.00	-8.27
Low 4	2427	18.92	21.14	23.18	30.00	-6.82
Mid 6	2437	18.95	21.22	23.24	30.00	-6.76
High 9	2452	18.24	18.20	21.23	30.00	-8.77
High 10	2457	16.71	16.71	19.72	30.00	-10.28
High 11	2462	14.63	14.68	17.67	30.00	-12.33
High 12	2467	12.24	12.18	15.22	30.00	-14.78
High 13	2472	4.23	4.18	7.22	30.00	-22.78

UL VERIFICATION SERVICES INC.
47173 Benicia Street, Fremont, CA 94538; USA TEL:(510) 319-4000 FAX:(510) 661-0888
This report shall not be reproduced except in full, without the written approval of UL Verification Services Inc.

8.5. POWER SPECTRAL DENSITY

LIMITS

FCC §15.247 (e)

RSS-247 (5.2) (b)

The power spectral density conducted from the transmitter to the antenna shall not be greater than 8 dBm in any 3 kHz band during any time interval of continuous transmission.

RESULTS

UL VERIFICATION SERVICES INC.
47173 Benicia Street, Fremont, CA 94538; USA TEL:(510) 319-4000 FAX:(510) 661-0888
This report shall not be reproduced except in full, without the written approval of UL Verification Services Inc.

8.5.1. 802.11b MODE

1TX Antenna 4 MODE

Duty Cycle CF (dB)	0.00	Included in Calculations of Corr'd PSD

PSD Results

Channel	Frequency (MHz)	Ant 4 Meas (dBm/ 3kHz)	Total Corr'd PSD (dBm/ 3kHz)	Limit (dBm/ 3kHz)	Margin (dB)
Low 1	2412	-2.28	-2.28	8.0	-10.3
Mid 6	2437	-2.09	-2.09	8.0	-10.1
High 11	2462	-2.37	-2.37	8.0	-10.4
High 12	2467	-2.17	-2.17	8.0	-10.2
High 13	2472	-5.07	-5.07	8.0	-13.1

UL VERIFICATION SERVICES INC.
47173 Benicia Street, Fremont, CA 94538; USA TEL:(510) 319-4000 FAX:(510) 661-0888
This report shall not be reproduced except in full, without the written approval of UL Verification Services Inc.

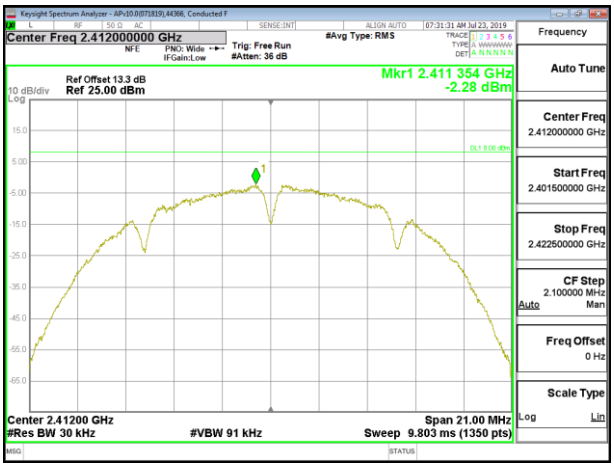

LOW CHANNEL 1

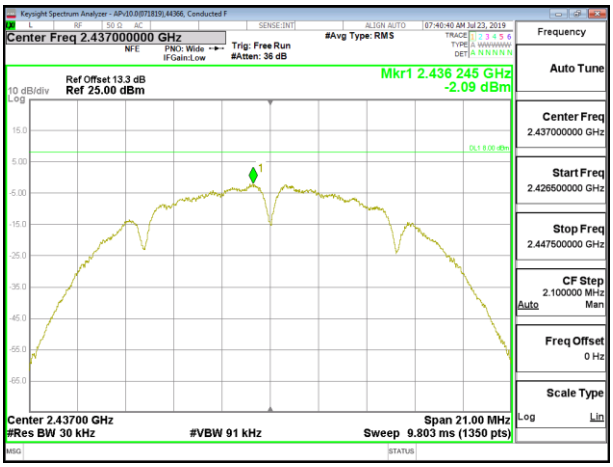

MID CHANNEL 6

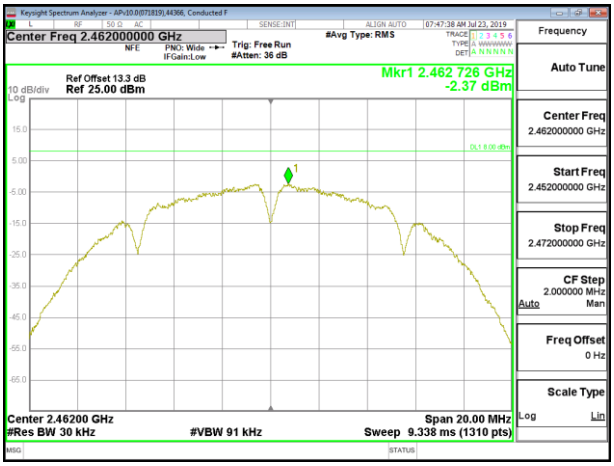

HIGH CHANNEL 11

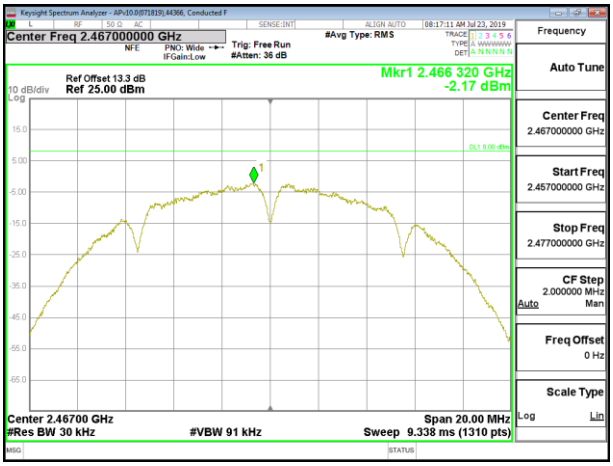

HIGH CHANNEL 12

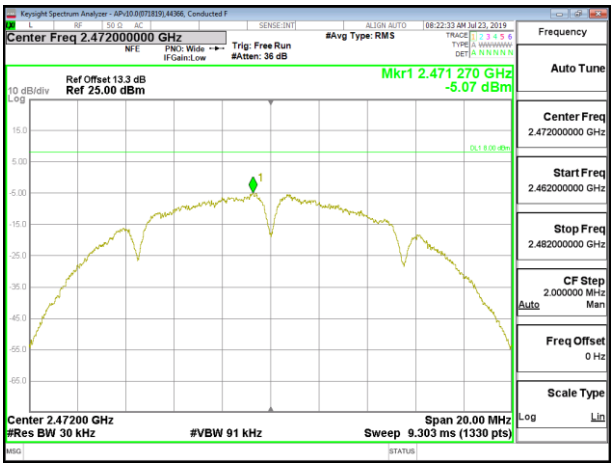

HIGH CHANNEL 13

UL VERIFICATION SERVICES INC.
47173 Benicia Street, Fremont, CA 94538; USA TEL:(510) 319-4000 FAX:(510) 661-0888
This report shall not be reproduced except in full, without the written approval of UL Verification Services Inc.

1TX Antenna 3 MODE

Duty Cycle CF (dB)	0.00	Included in Calculations of Corr'd PSD

PSD Results

Channel	Frequency (MHz)	Ant 3 Meas (dBm/ 3kHz)	Total Corr'd PSD (dBm/ 3kHz)	Limit (dBm/ 3kHz)	Margin (dB)
Low 1	2412	-0.66	-0.66	8.0	-8.7
Mid 6	2437	0.38	0.38	8.0	-7.6
High 11	2462	0.14	0.14	8.0	-7.9
High 12	2467	-0.73	-0.73	8.0	-8.7
High 13	2472	-5.04	-5.04	8.0	-13.0

UL VERIFICATION SERVICES INC.
47173 Benicia Street, Fremont, CA 94538; USA TEL:(510) 319-4000 FAX:(510) 661-0888

This report shall not be reproduced except in full, without the written approval of UL Verification Services Inc.

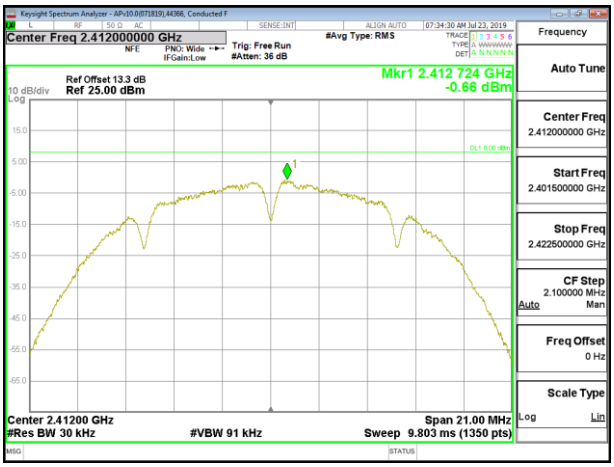

LOW CHANNEL 1

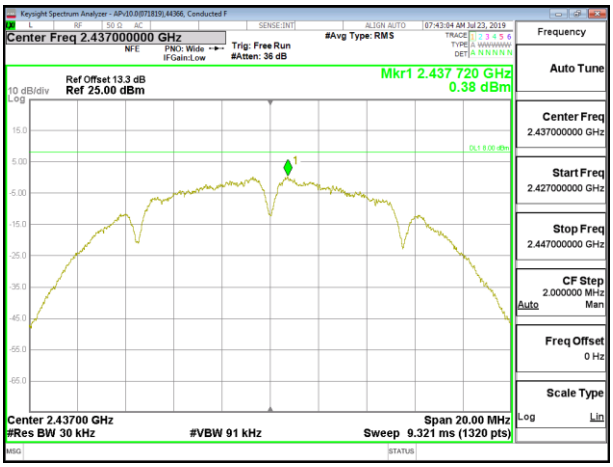

MID CHANNEL 6

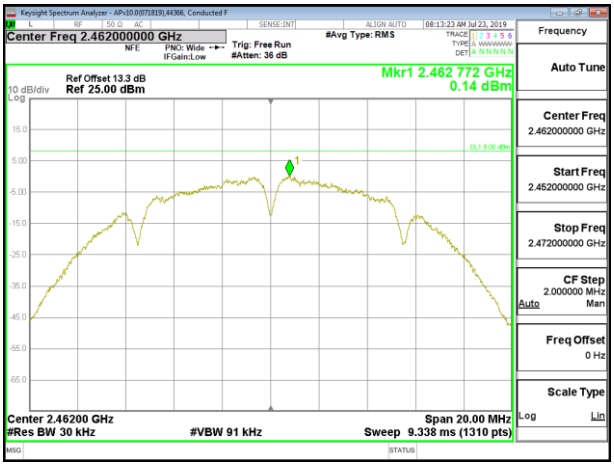

HIGH CHANNEL 11

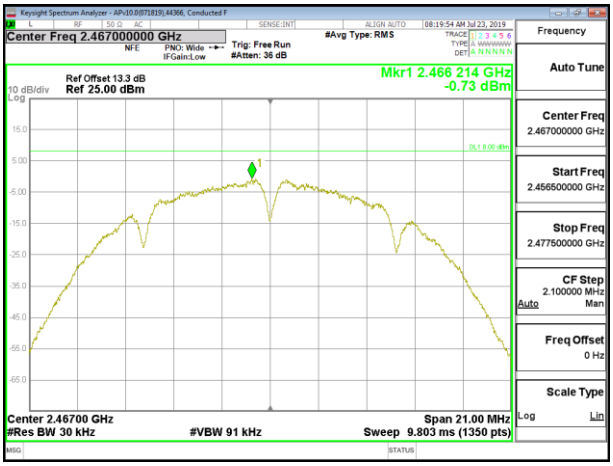

HIGH CHANNEL 12

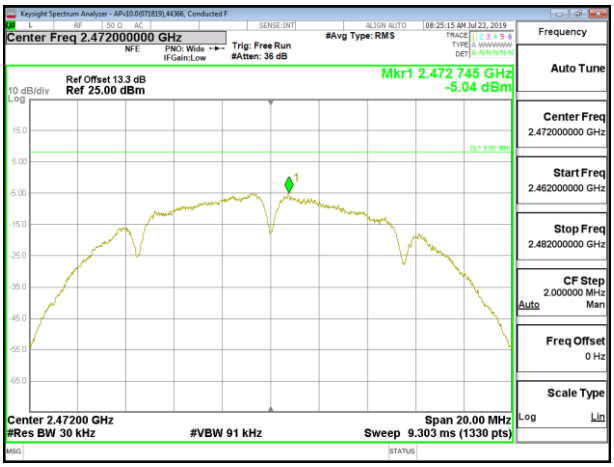

HIGH CHANNEL 13

UL VERIFICATION SERVICES INC.
47173 Benicia Street, Fremont, CA 94538; USA TEL:(510) 319-4000 FAX:(510) 661-0888
This report shall not be reproduced except in full, without the written approval of UL Verification Services Inc.

8.5.2. 802.11n HT20 MODE

1TX Antenna 4 MODE

Duty Cycle CF (dB)	0.00	Included in Calculations of Corr'd PSD

PSD Results

Channel	Frequency (MHz)	Antenna 4 Meas (dBm/ 3kHz)	Total Corr'd PSD (dBm/ 3kHz)	Limit (dBm/ 3kHz)	Margin (dB)
Low 1	2412	-6.290	-6.29	8.0	-14.3
Low 2	2417	-4.180	-4.18	8.0	-12.2
Low 3	2422	-4.060	-4.06	8.0	-12.1
Mid 6	2437	-4.080	-4.08	8.0	-12.1
High 9	2452	-4.200	-4.20	8.0	-12.2
High 10	2457	-4.140	-4.14	8.0	-12.1
High 11	2462	-6.040	-6.04	8.0	-14.0
High 12	2467	-7.340	-7.34	8.0	-15.3
High 13	2472	-18.250	-18.25	8.0	-26.3

UL VERIFICATION SERVICES INC.
47173 Benicia Street, Fremont, CA 94538; USA TEL:(510) 319-4000 FAX:(510) 661-0888
This report shall not be reproduced except in full, without the written approval of UL Verification Services Inc.