1TX Antenna 6 MODE – 26-Tones, RU Index 18

Channel	Frequency (MHz)	6 dB Bandwidth (MHz)	Minimum Limit (MHz)
Mid	5775	2.680	0.5

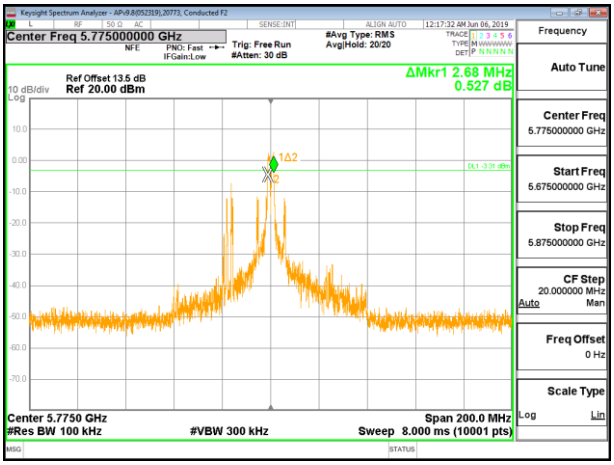

MID CHANNEL

See note in section 8.4

CHANNEL 138

1TX Antenna 6 MODE – 26-Tones, RU Index 36

Channel	Frequency (MHz)	6 dB Bandwidth (MHz)	Minimum Limit (MHz)
Mid	5775	2.080	0.5
138	5690	2.027	0.5

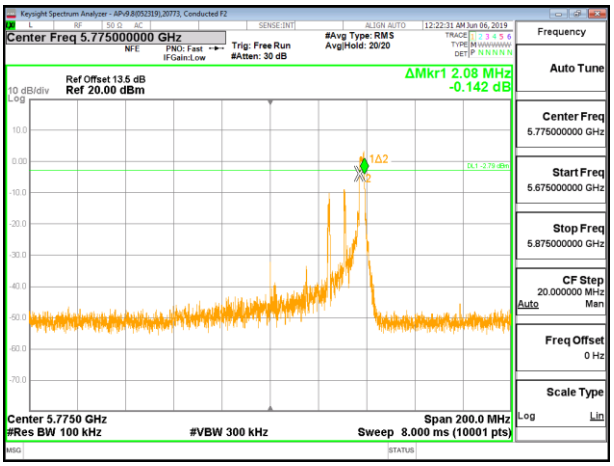

MID CHANNEL

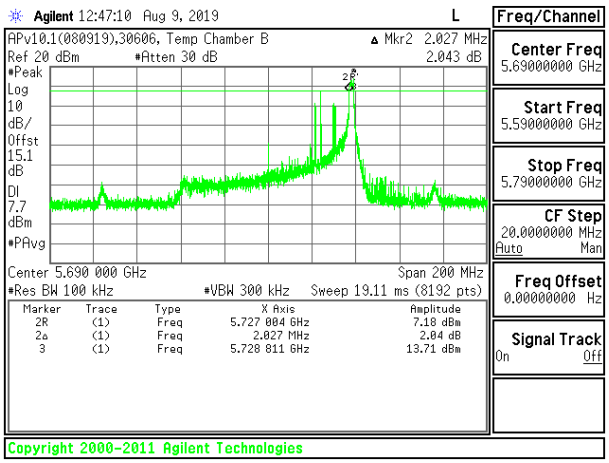

CHANNEL 138

UL VERIFICATION SERVICES INC.
47173 Benicia Street, Fremont, CA 94538; USA TEL:(510) 319-4000 FAX:(510) 661-0888
This report shall not be reproduced except in full, without the written approval of UL Verification Services Inc.

1TX Antenna 5 MODE – 996-Tones, RU Index 67

Channel	Frequency (MHz)	6 dB Bandwidth (MHz)	Minimum Limit (MHz)
Mid	5775	77.020	0.5
138	5690	4.060	0.5

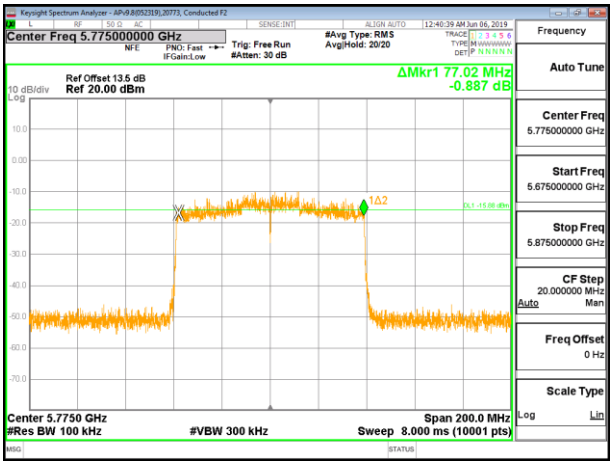

MID CHANNEL

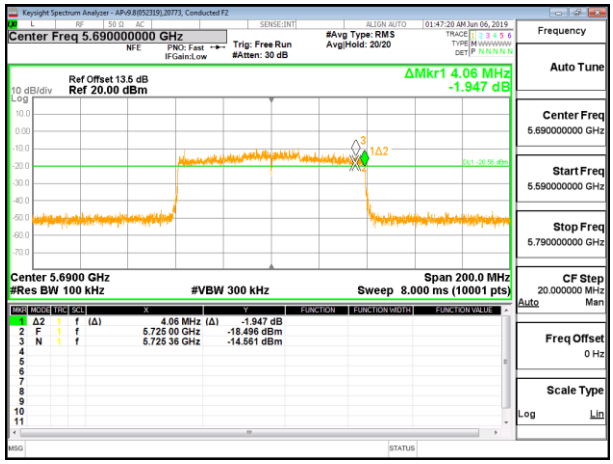

CHANNEL 138

1TX Antenna 5 MODE – 26-Tones, RU Index 0

Channel	Frequency (MHz)	6 dB Bandwidth (MHz)	Minimum Limit (MHz)
Mid	5775	2.100	0.5

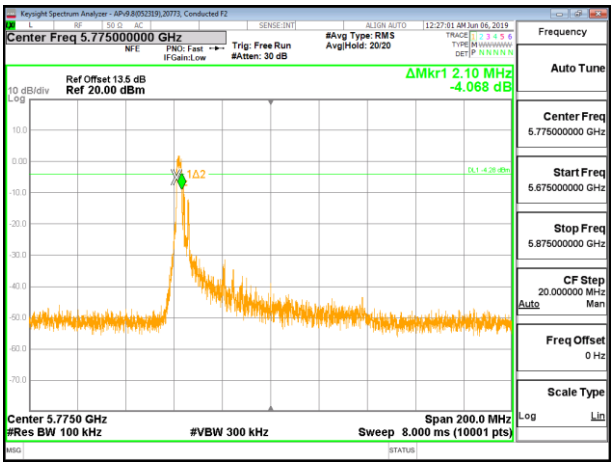

MID CHANNEL

See note in section 8.4

CHANNEL 138

UL VERIFICATION SERVICES INC.
47173 Benicia Street, Fremont, CA 94538; USA TEL:(510) 319-4000 FAX:(510) 661-0888
This report shall not be reproduced except in full, without the written approval of UL Verification Services Inc.

1TX Antenna 5 MODE – 26-Tones, RU Index 18

Channel	Frequency (MHz)	6 dB Bandwidth (MHz)	Minimum Limit (MHz)
Mid	5775	2.600	0.5

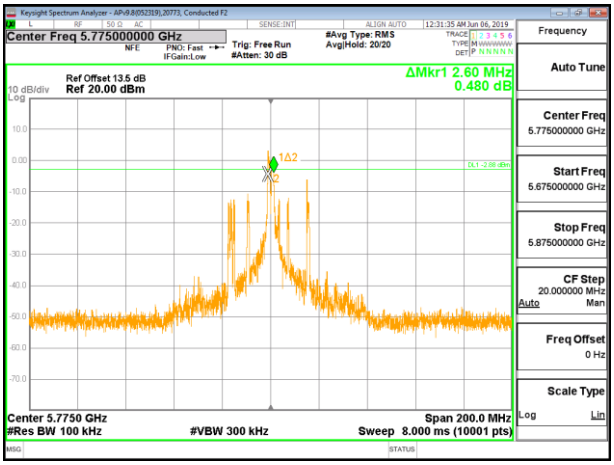

MID CHANNEL

See note in section 8.4

CHANNEL 138

1TX Antenna 5 MODE – 26-Tones, RU Index 36

Channel	Frequency (MHz)	6 dB Bandwidth (MHz)	Minimum Limit (MHz)
Mid	5775	2.060	0.5
138	5690	2.002	0.5

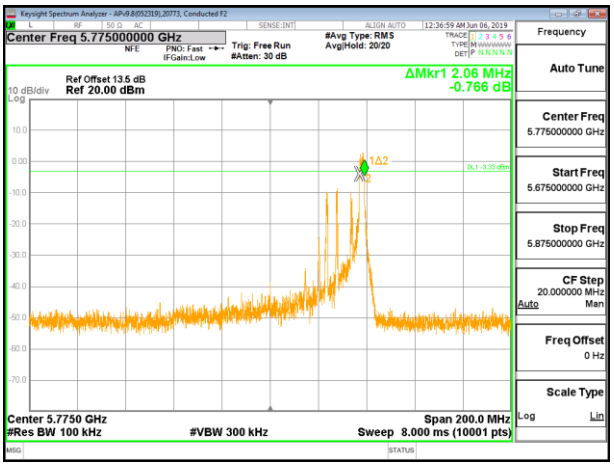

MID CHANNEL

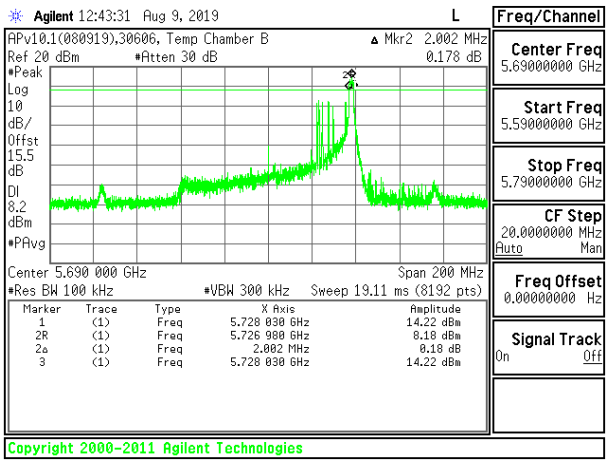

CHANNEL 138

UL VERIFICATION SERVICES INC.
47173 Benicia Street, Fremont, CA 94538; USA TEL:(510) 319-4000 FAX:(510) 661-0888
This report shall not be reproduced except in full, without the written approval of UL Verification Services Inc.

2TX Antenna 6 + Antenna 5 OFDMA MODE – 996-Tones, RU Index 67

Channel	Frequency (MHz)	6 dB BW Antenna 6 (MHz)	6 dB BW Antenna 5 (MHz)	Minimum Limit (MHz)
Mid	5775	76.780	76.960	0.5
138	5690	3.760	3.880	0.5

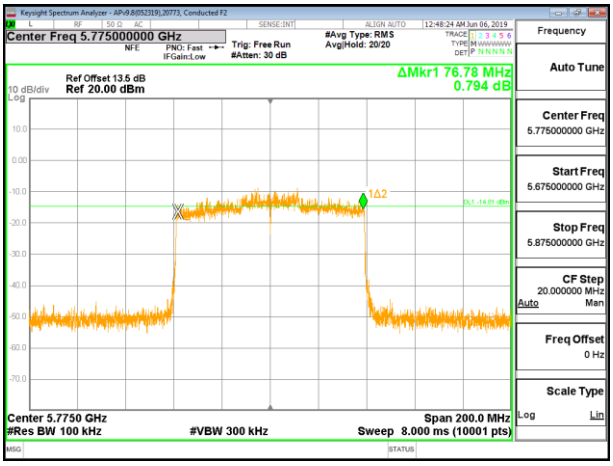

MID CHANNEL ANT 6

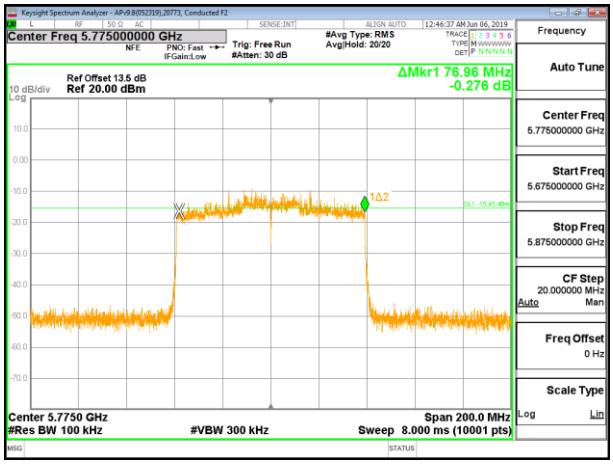

MID CHANNEL ANT 5

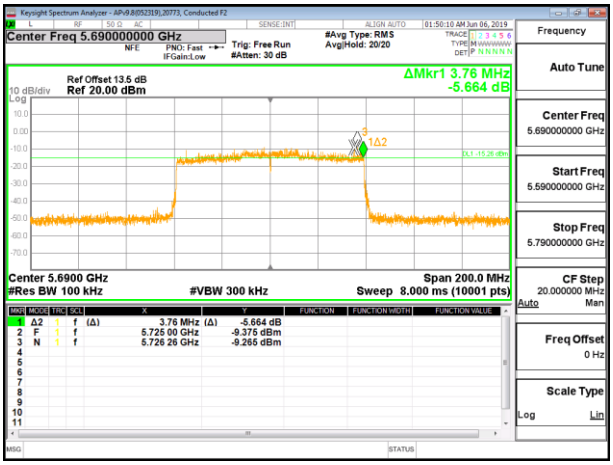

CHANNEL 138 ANT 6

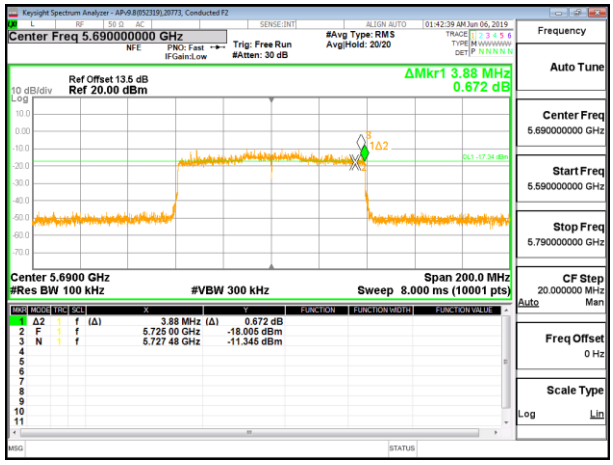

CHANNEL 138 ANT 5

UL VERIFICATION SERVICES INC.
47173 Benicia Street, Fremont, CA 94538; USA TEL:(510) 319-4000 FAX:(510) 661-0888
This report shall not be reproduced except in full, without the written approval of UL Verification Services Inc.

2TX Antenna 6 + Antenna 5 OFDMA MODE – 26-Tones, RU Index 0

Channel	Frequency (MHz)	6 dB BW Antenna 6 (MHz)	6 dB BW Antenna 5 (MHz)	Minimum Limit (MHz)
Mid	5775	2.040	2.020	0.5

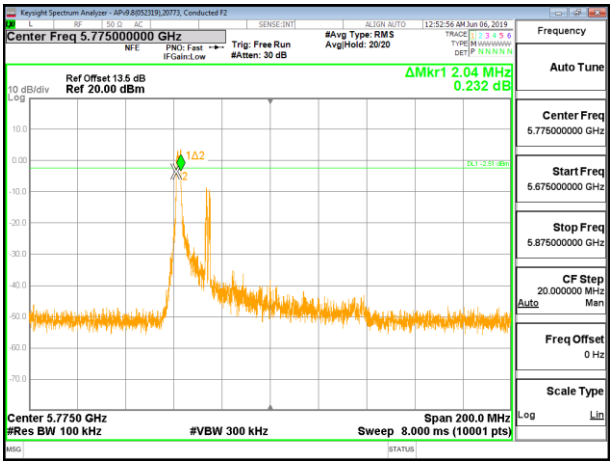

MID CHANNEL ANT 6

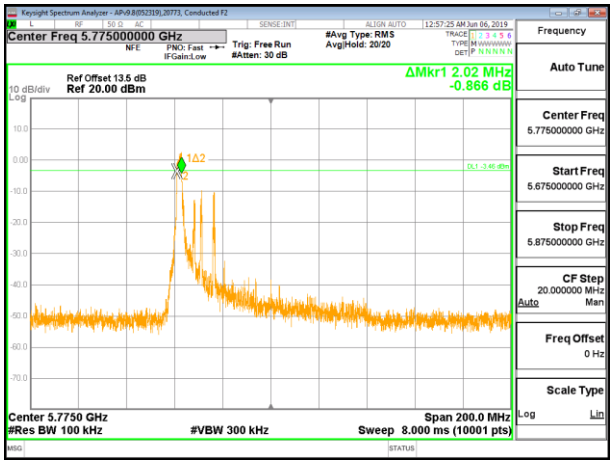

MID CHANNEL ANT 5

See note in section 8.4 **CHANNEL 138 ANT 6**	See note in section 8.4 **CHANNEL 138 ANT 5**

UL VERIFICATION SERVICES INC.
47173 Benicia Street, Fremont, CA 94538; USA TEL:(510) 319-4000 FAX:(510) 661-0888
This report shall not be reproduced except in full, without the written approval of UL Verification Services Inc.

2TX Antenna 6 + Antenna 5 OFDMA MODE – 26-Tones, RU Index 18

Channel	Frequency (MHz)	6 dB BW Antenna 6 (MHz)	6 dB BW Antenna 5 (MHz)	Minimum Limit (MHz)
Mid	5775	2.520	2.660	0.5

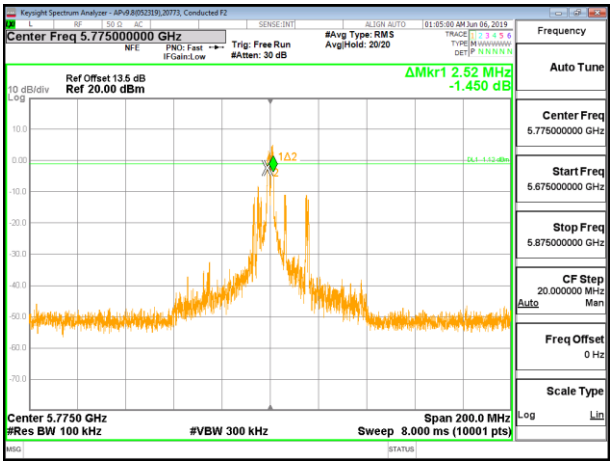

MID CHANNEL ANT 6

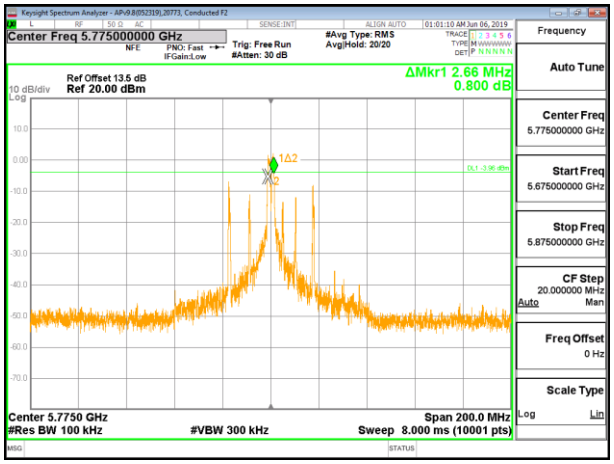

MID CHANNEL ANT 5

See note on section 8.4 **CHANNEL 138 ANT 6**	See note on section 8.4 **CHANNEL 138 ANT 5**

UL VERIFICATION SERVICES INC.
47173 Benicia Street, Fremont, CA 94538; USA TEL:(510) 319-4000 FAX:(510) 661-0888
This report shall not be reproduced except in full, without the written approval of UL Verification Services Inc.

2TX Antenna 6 + Antenna 5 OFDMA MODE – 26-Tones, RU Index 36

Channel	Frequency (MHz)	6 dB BW Antenna 6 (MHz)	6 dB BW Antenna 5 (MHz)	Minimum Limit (MHz)
Mid	5775	2.140	2.120	0.5
138	5690	2.002	2.027	0.5

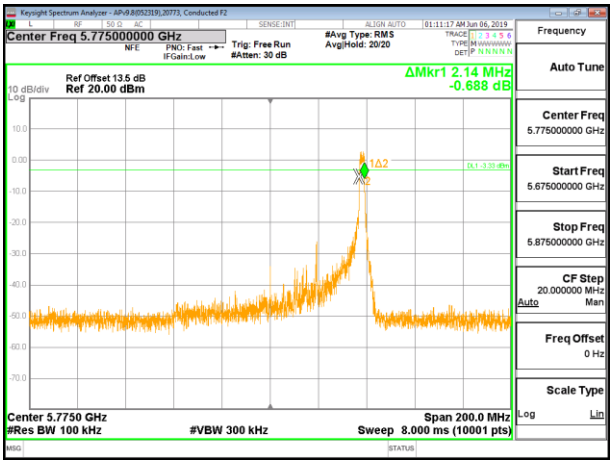

MID CHANNEL ANT 6

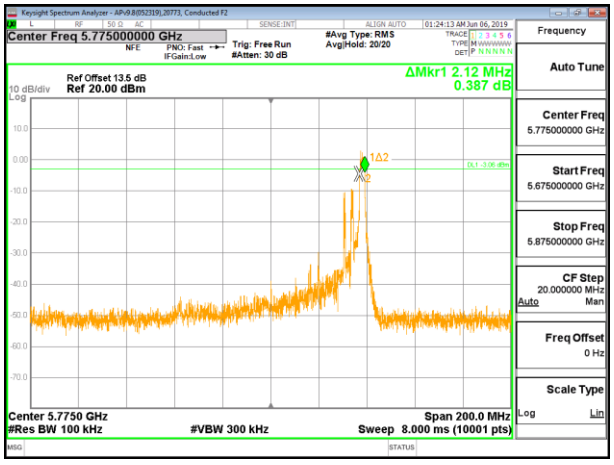

MID CHANNEL ANT 5

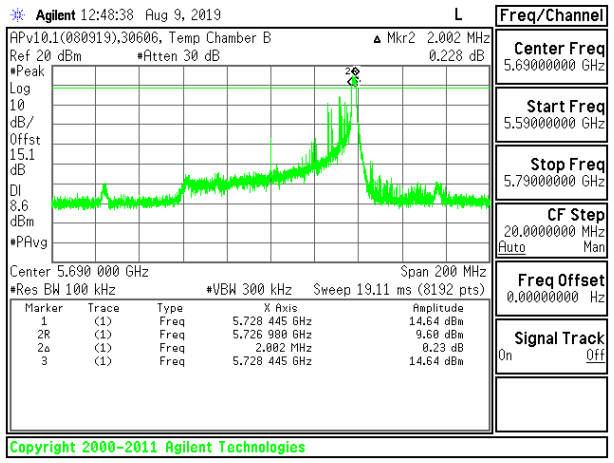

CHANNEL 138 ANT 6

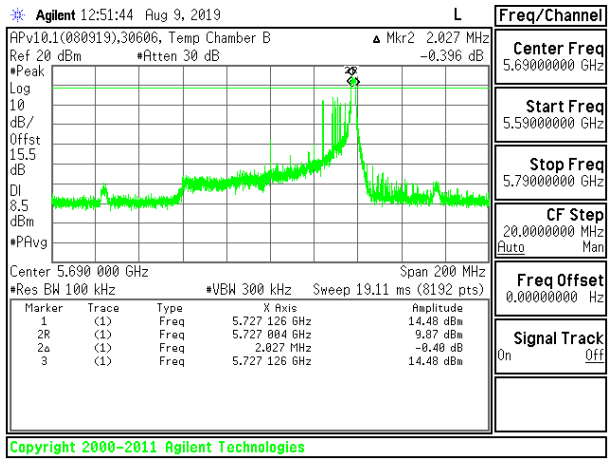

CHANNEL 138 ANT 5

UL VERIFICATION SERVICES INC.
47173 Benicia Street, Fremont, CA 94538; USA TEL:(510) 319-4000 FAX:(510) 661-0888
This report shall not be reproduced except in full, without the written approval of UL Verification Services Inc.

8.5. OUTPUT POWER AND PSD

LIMITS

FCC §15.407

Band 5.15–5.25 GHz

For mobile and portable client devices in the 5.15-5.25 GHz band, the maximum conducted output power over the frequency band of operation shall not exceed 250 mW provided the maximum antenna gain does not exceed 6 dBi. In addition, the maximum power spectral density shall not exceed 11 dBm in any 1 megahertz band. If transmitting antennas of directional gain greater than 6 dBi are used, both the maximum conducted output power and the maximum power spectral density shall be reduced by the amount in dB that the directional gain of the antenna exceeds 6 dBi.

Bands 5.25-5.35 GHz and 5.47-5.725 GHz
The maximum conducted output power over the frequency bands of operation shall not exceed the lesser of 250 mW or 11 dBm + 10 log B, where B is the 26 dB emission bandwidth in megahertz. In addition, the maximum power spectral density shall not exceed 11 dBm in any 1 megahertz band. If transmitting antennas of directional gain greater than 6 dBi are used, both the maximum conducted output power and the maximum power spectral density shall be reduced by the amount in dB that the directional gain of the antenna exceeds 6 dBi.

Band 5.725-5.85 GHz

The maximum conducted output power over the frequency band of operation shall not exceed 1 W. In addition, the maximum power spectral density shall not exceed 30 dBm in any 500-kHz band. If transmitting antennas of directional gain greater than 6 dBi are used, both the maximum conducted output power and the maximum power spectral density shall be reduced by the amount in dB that the directional gain of the antenna exceeds 6 dBi. However, fixed point-to-point U-NII devices operating in this band may employ transmitting antennas with directional gain greater than 6 dBi without any corresponding reduction in transmitter conducted power. Fixed, point-to-point operations exclude the use of point-to-multipoint systems, omnidirectional applications, and multiple collocated transmitters transmitting the same information.

UL VERIFICATION SERVICES INC.
47173 Benicia Street, Fremont, CA 94538; USA TEL:(510) 319-4000 FAX:(510) 661-0888
This report shall not be reproduced except in full, without the written approval of UL Verification Services Inc.

TEST PROCEDURE

The measurement method used for output power is KDB 789033 D02 v02r01, Section E.3.b (Method PM-G).

The measurement method used for power spectral density is KDB 789033 D02 v02r01, Section F.

For all straddle channels, full channel output power are reported in the 5.6 Band. Therefore, there is no reporting of straddle channels output power in the 5.8 Band.

11n HT20 and 11ax HE20 straddle channel 26dB bandwidth = (26dB BW/2) + 5MHz

UL VERIFICATION SERVICES INC.
47173 Benicia Street, Fremont, CA 94538; USA TEL:(510) 319-4000 FAX:(510) 661-0888
This report shall not be reproduced except in full, without the written approval of UL Verification Services Inc.

DIRECTIONAL ANTENNA GAIN

For 1 TX:
There is only one transmitter output therefore the directional gain is equal to the antenna gain.

For 2 TX:

Tx chains are uncorrelated for power and correlated for PSD due to the device supporting CDD in all MIMO modes. The directional gains are as follows:

Band (GHz)	Ant 6 Gain (dBi)	Ant 5 Gain (dBi)	Uncorrelated Chains Directional Gain (dBi)	Correlated Chains Directional Gain (dBi)
5.2	-1.30	-5.80	-2.99	-0.25
5.3	-2.30	-7.10	-4.07	-1.36
5.6	-3.10	-5.60	-4.17	-1.25
5.8	-5.20	-9.40	-6.81	-4.04

RESULTS

UL VERIFICATION SERVICES INC.
47173 Benicia Street, Fremont, CA 94538; USA TEL:(510) 319-4000 FAX:(510) 661-0888
This report shall not be reproduced except in full, without the written approval of UL Verification Services Inc.

8.5.1. 802.11n HT20 MODE IN THE 5.2 GHz BAND

1TX Antenna 6 MODE (FCC) MOBILE

Antenna Gain and Limits

Channel	Frequency (MHz)	Directional Gain (dBi)	Power Limit (dBm)	PSD Limit (dBm/ 1MHz)
Low	5180	-1.30	24.00	11.00
Mid	5200	-1.30	24.00	11.00
High	5240	-1.30	24.00	11.00

Duty Cycle CF (dB)	0.00	**Included in Calculations of Corr'd PSD**

Output Power Results

Channel	Frequency (MHz)	Meas Power (dBm)	Total Corr'd Power (dBm)	Power Limit (dBm)	Power Margin (dB)
Low	5180	18.71	18.71	24.00	-5.29
Mid	5200	20.69	20.69	24.00	-3.31
High	5240	20.67	20.67	24.00	-3.33

PSD Results

Channel	Frequency (MHz)	Meas PSD (dBm/1MHz)	Total Corr'd PSD (dBm/1MHz)	PSD Limit (dBm/ 1MHz)	PSD Margin (dB)
Low	5180	8.82	8.82	11.00	-2.18
Mid	5200	10.66	10.66	11.00	-0.34
High	5240	10.65	10.65	11.00	-0.35

UL VERIFICATION SERVICES INC.
47173 Benicia Street, Fremont, CA 94538; USA TEL:(510) 319-4000 FAX:(510) 661-0888
This report shall not be reproduced except in full, without the written approval of UL Verification Services Inc.

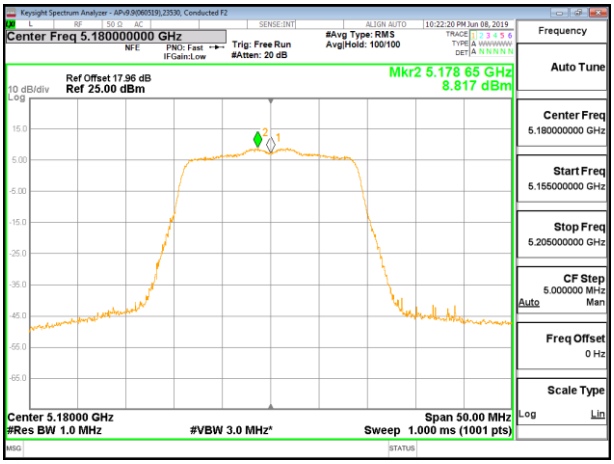

LOW CHANNEL

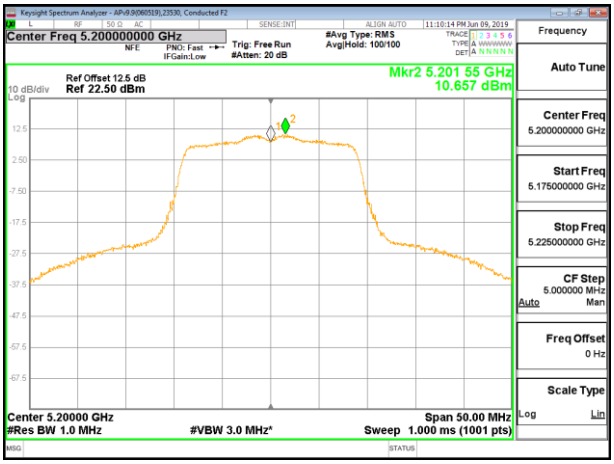

MID CHANNEL

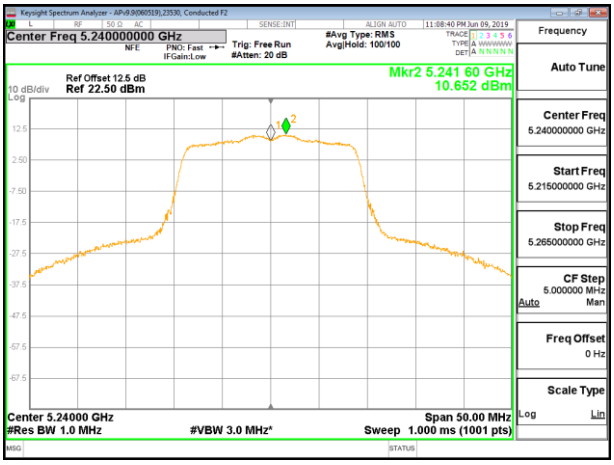

HIGH CHANNEL

UL VERIFICATION SERVICES INC.
47173 Benicia Street, Fremont, CA 94538; USA TEL:(510) 319-4000 FAX:(510) 661-0888
This report shall not be reproduced except in full, without the written approval of UL Verification Services Inc.

1TX Antenna 5 MODE (FCC) MOBILE

Antenna Gain and Limits

Channel	Frequency (MHz)	Directional Gain (dBi)	Power Limit (dBm)	PSD Limit (dBm/ 1MHz)
Low	5180	-5.80	24.00	11.00
Mid	5200	-5.80	24.00	11.00
High	5240	-5.80	24.00	11.00

Duty Cycle CF (dB)	0.00	**Included in Calculations of Corr'd PSD**

Output Power Results

Channel	Frequency (MHz)	Meas Power (dBm)	Total Corr'd Power (dBm)	Power Limit (dBm)	Power Margin (dB)
Low	5180	18.69	18.69	24.00	-5.31
Mid	5200	20.69	20.69	24.00	-3.31
High	5240	20.61	20.61	24.00	-3.39

PSD Results

Channel	Frequency (MHz)	Meas PSD (dBm/1MHz)	Total Corr'd PSD (dBm/1MHz)	PSD Limit (dBm/ 1MHz)	PSD Margin (dB)
Low	5180	8.75	8.75	11.00	-2.25
Mid	5200	10.56	10.56	11.00	-0.44
High	5240	10.51	10.51	11.00	-0.49

UL VERIFICATION SERVICES INC.
47173 Benicia Street, Fremont, CA 94538; USA TEL:(510) 319-4000 FAX:(510) 661-0888
This report shall not be reproduced except in full, without the written approval of UL Verification Services Inc.

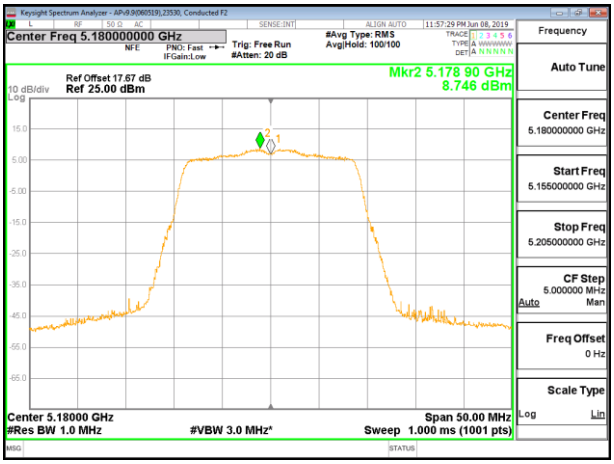

LOW CHANNEL

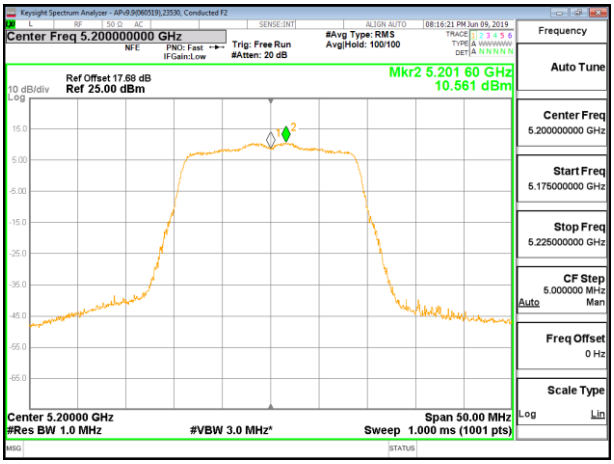

MID CHANNEL

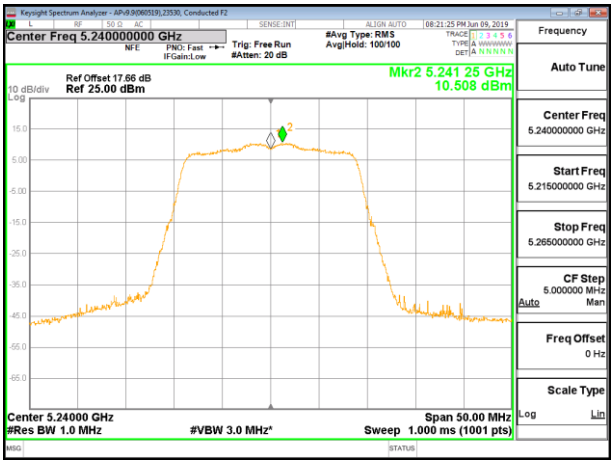

HIGH CHANNEL

UL VERIFICATION SERVICES INC.
47173 Benicia Street, Fremont, CA 94538; USA TEL:(510) 319-4000 FAX:(510) 661-0888
This report shall not be reproduced except in full, without the written approval of UL Verification Services Inc.

2TX Antenna 6 + Antenna 5 CDD MODE (FCC) MOBILE

Antenna Gain and Limits

Channel	Frequency (MHz)	Directional Gain for Power (dBi)	Directional Gain for PSD (dBi)	Power Limit (dBm)	PSD Limit (dBm/ 1MHz)
Low	5180	-2.99	-0.25	24.00	11.00
Mid	5200	-2.99	-0.25	24.00	11.00
High	5240	-2.99	-0.25	24.00	11.00

Duty Cycle CF (dB)	0.00	**Included in Calculations of Corr'd PSD**

Output Power Results

Channel	Frequency (MHz)	Antenna 6 Meas Power (dBm)	Antenna 5 Meas Power (dBm)	Total Corr'd Power (dBm)	Power Limit (dBm)	Power Margin (dB)
Low	5180	17.69	17.75	20.73	24.00	-3.27
Mid	5200	17.65	17.71	20.69	24.00	-3.31
High	5240	17.74	17.71	20.74	24.00	-3.26

PSD Results

Channel	Frequency (MHz)	Antenna 6 Meas PSD (dBm/1MHz)	Antenna 5 Meas PSD (dBm/1MHz)	Total Corr'd PSD (dBm/1MHz)	PSD Limit (dBm/ 1MHz)	PSD Margin (dB)
Low	5180	7.28	7.42	10.36	11.00	-0.64
Mid	5200	7.22	7.36	10.30	11.00	-0.70
High	5240	7.46	7.46	10.47	11.00	-0.53

UL VERIFICATION SERVICES INC.
47173 Benicia Street, Fremont, CA 94538; USA TEL:(510) 319-4000 FAX:(510) 661-0888
This report shall not be reproduced except in full, without the written approval of UL Verification Services Inc.

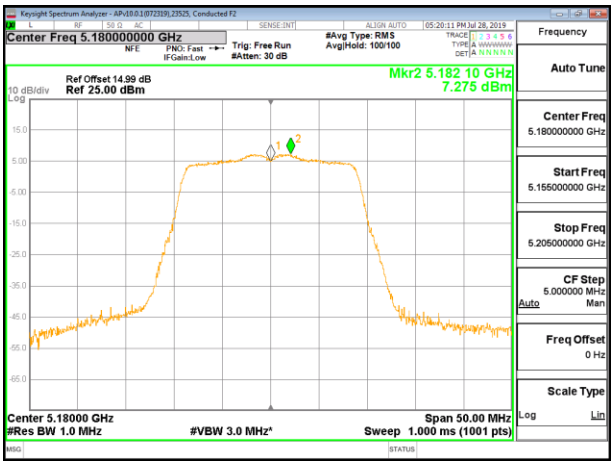

LOW CHANNEL ANT 6

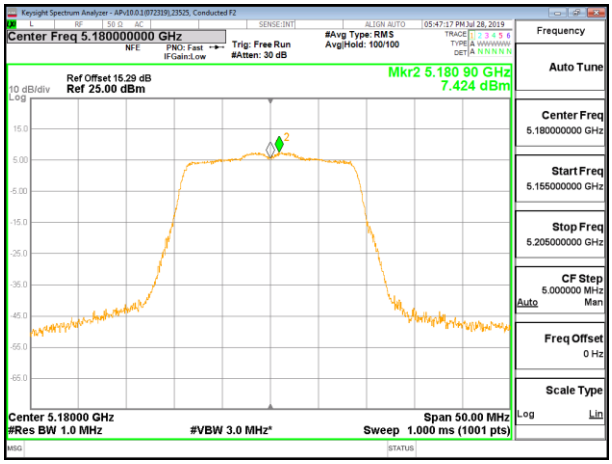

LOW CHANNEL ANT 5

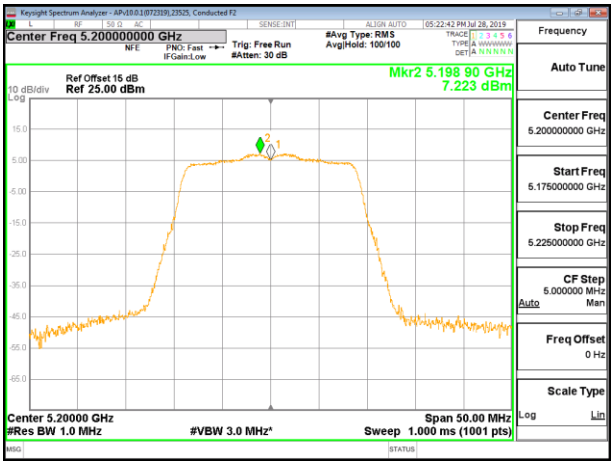

MID CHANNEL ANT 6

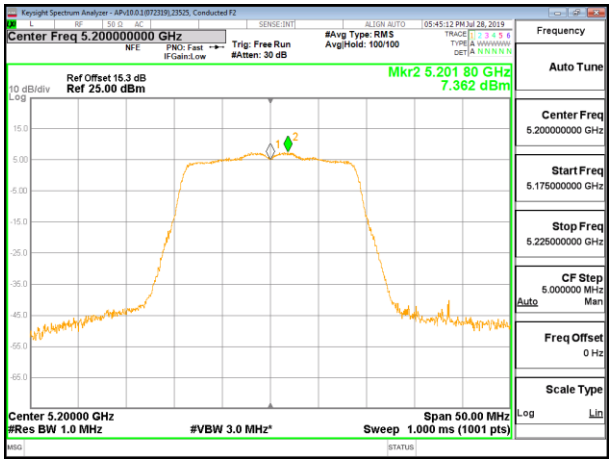

MID CHANNEL ANT 5

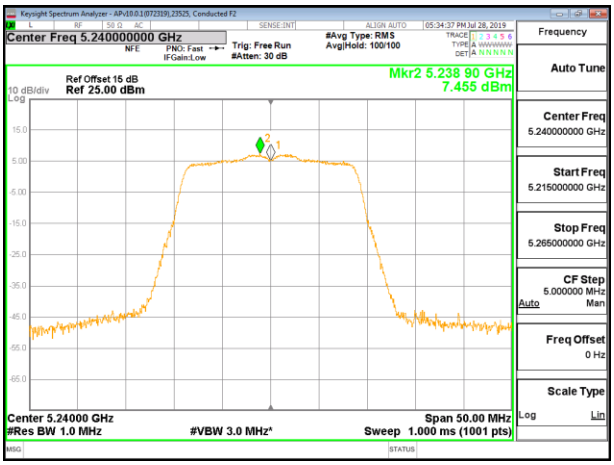

HIGH CHANNEL ANT 6

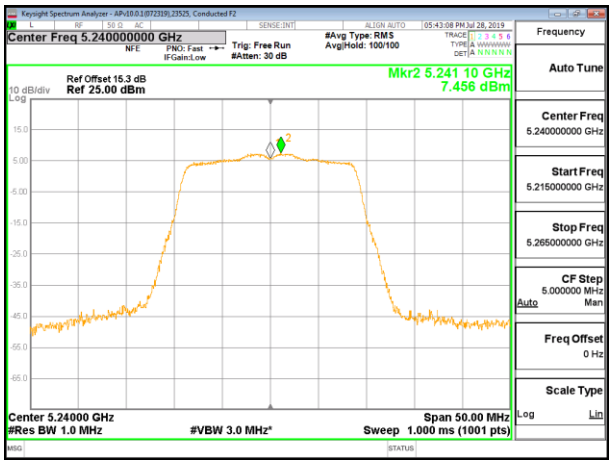

HIGH CHANNEL ANT 5

UL VERIFICATION SERVICES INC.
47173 Benicia Street, Fremont, CA 94538; USA TEL:(510) 319-4000 FAX:(510) 661-0888
This report shall not be reproduced except in full, without the written approval of UL Verification Services Inc.

8.5.2. 802.11n HT40 MODE IN THE 5.2 GHz BAND

1TX Antenna 6 MODE (FCC) MOBILE

Antenna Gain and Limits

Channel	Frequency (MHz)	Directional Gain for Power (dBi)	Power Limit (dBm)	PSD Limit (dBm/ 1MHz)
Low	5190	-1.30	24.00	11.00
High	5230	-1.30	24.00	11.00

Duty Cycle CF (dB)	0.10	Included in Calculations of Corr'd PSD

Output Power Results

Channel	Frequency (MHz)	Meas Power (dBm)	Total Corr'd Power (dBm)	Power Limit (dBm)	Power Margin (dB)
Low	5190	17.21	17.21	24.00	-6.79
High	5230	21.22	21.22	24.00	-2.78

PSD Results

Channel	Frequency (MHz)	Meas PSD (dBm/1MHz)	Total Corr'd PSD (dBm/1MHz)	PSD Limit (dBm/ 1MHz)	PSD Margin (dB)
Low	5190	4.23	4.33	11.00	-6.67
High	5230	8.23	8.33	11.00	-2.67

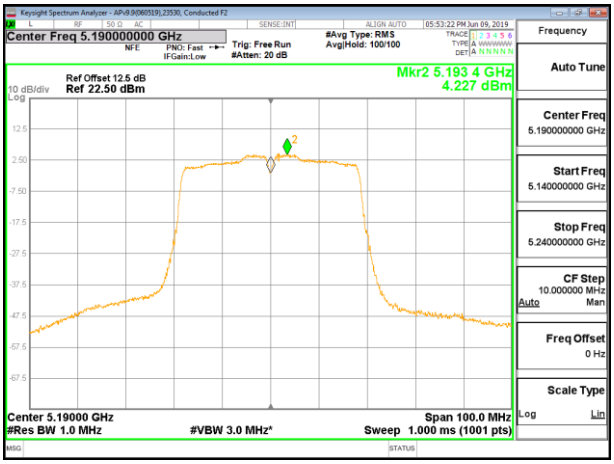

LOW CHANNEL

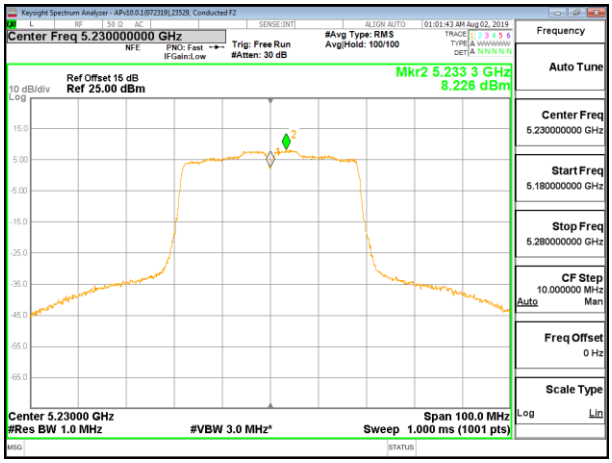

HIGH CHANNEL

UL VERIFICATION SERVICES INC.
47173 Benicia Street, Fremont, CA 94538; USA TEL:(510) 319-4000 FAX:(510) 661-0888
This report shall not be reproduced except in full, without the written approval of UL Verification Services Inc.

1TX Antenna 5 MODE (FCC) MOBILE

Antenna Gain and Limits

Channel	Frequency (MHz)	Directional Gain for Power (dBi)	Power Limit (dBm)	PSD Limit (dBm/ 1MHz)
Low	5190	-5.80	24.00	11.00
High	5230	-5.80	24.00	11.00

Duty Cycle CF (dB)	0.10	Included in Calculations of Corr'd PSD

Output Power Results

Channel	Frequency (MHz)	Meas Power (dBm)	Total Corr'd Power (dBm)	Power Limit (dBm)	Power Margin (dB)
Low	5190	17.23	17.23	24.00	-6.77
High	5230	21.24	21.24	24.00	-2.76

PSD Results

Channel	Frequency (MHz)	Meas PSD (dBm/1MHz)	Total Corr'd PSD (dBm/1MHz)	PSD Limit (dBm/ 1MHz)	PSD Margin (dB)
Low	5190	4.38	4.48	11.00	-6.52
High	5230	8.07	8.17	11.00	-2.83

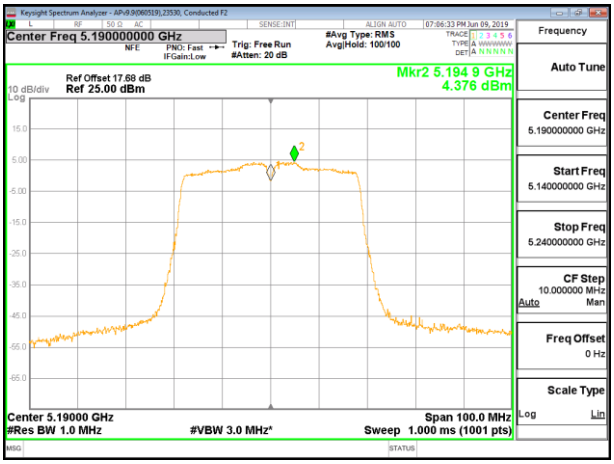

LOW CHANNEL

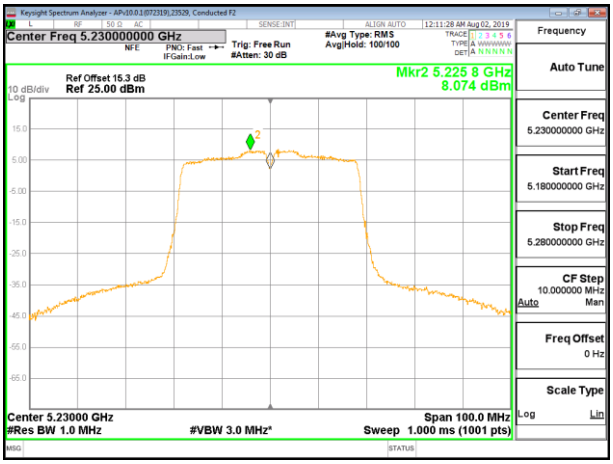

HIGH CHANNEL

UL VERIFICATION SERVICES INC.
47173 Benicia Street, Fremont, CA 94538; USA TEL:(510) 319-4000 FAX:(510) 661-0888
This report shall not be reproduced except in full, without the written approval of UL Verification Services Inc.

2TX Antenna 6 + Antenna 5 CDD MODE (FCC) MOBILE

Antenna Gain and Limits

Channel	Frequency (MHz)	Directional Gain for Power (dBi)	Directional Gain for PSD (dBi)	Power Limit (dBm)	PSD Limit (dBm/ 1MHz)
Low	5190	-2.99	-0.25	24.00	11.00
High	5230	-2.99	-0.25	24.00	11.00

Duty Cycle CF (dB)	0.09	**Included in Calculations of Corr'd PSD**

Output Power Results

Channel	Frequency (MHz)	Antenna 6 Meas Power (dBm)	Antenna 5 Meas Power (dBm)	Total Corr'd Power (dBm)	Power Limit (dBm)	Power Margin (dB)
Low	5190	16.64	16.67	19.67	24.00	-4.33
High	5230	19.71	19.73	22.73	24.00	-1.27

PSD Results

Channel	Frequency (MHz)	Antenna 6 Meas PSD (dBm/ 1MHz)	Antenna 5 Meas PSD (dBm/ 1MHz)	Total Corr'd PSD (dBm/ 1MHz)	PSD Limit (dBm/ 1MHz)	PSD Margin (dB)
Low	5190	3.86	3.98	7.02	11.00	-3.98
High	5230	6.63	6.73	9.78	11.00	-1.22

UL VERIFICATION SERVICES INC.
47173 Benicia Street, Fremont, CA 94538; USA TEL:(510) 319-4000 FAX:(510) 661-0888
This report shall not be reproduced except in full, without the written approval of UL Verification Services Inc.

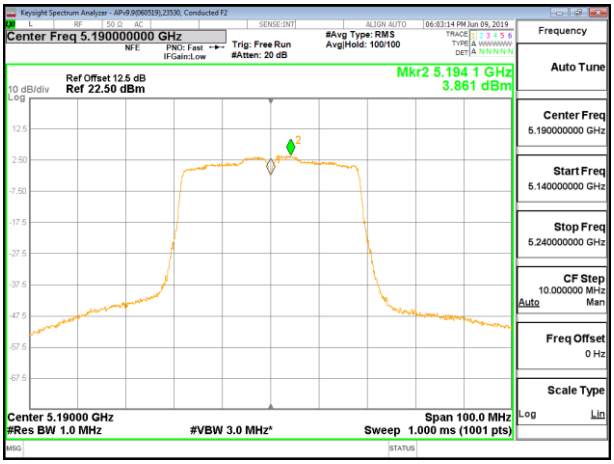

LOW CHANNEL ANT 6

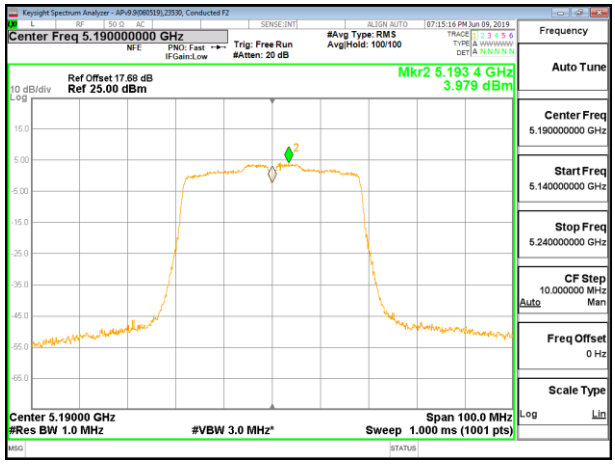

LOW CHANNEL ANT 5

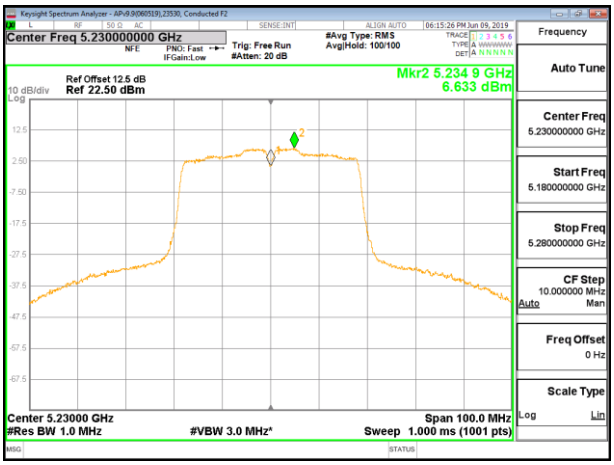

HIGH CHANNEL ANT 6

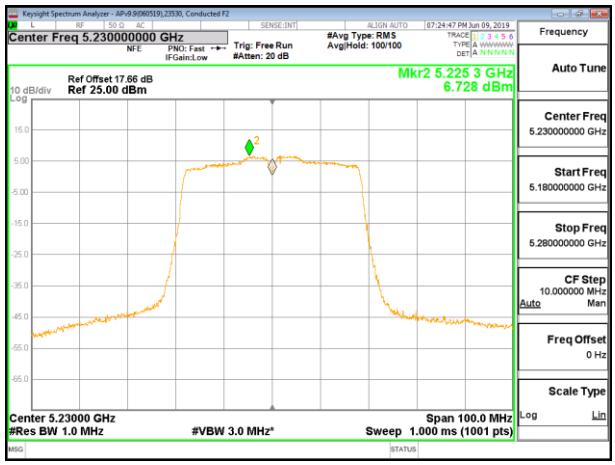

HIGH CHANNEL ANT 5

UL VERIFICATION SERVICES INC.
47173 Benicia Street, Fremont, CA 94538; USA TEL:(510) 319-4000 FAX:(510) 661-0888
This report shall not be reproduced except in full, without the written approval of UL Verification Services Inc.

8.5.3. 802.11ac VHT80 MODE IN THE 5.2 GHz BAND

1TX Antenna 6 MODE (FCC) MOBILE

Antenna Gain and Limits

Channel	Frequency (MHz)	Directional Gain (dBi)	Power Limit (dBm)	PSD Limit (dBm/ 1MHz)
Mid	5210	-1.30	24.00	11.00

Duty Cycle CF (dB)	0.20	Included in Calculations of Corr'd PSD

Output Power Results

Channel	Frequency (MHz)	Meas Power (dBm)	Total Corr'd Power (dBm)	Power Limit (dBm)	Power Margin (dB)
Mid	5210	16.74	16.74	24.00	-7.26

PSD Results

Channel	Frequency (MHz)	Meas PSD (dBm/ 1MHz)	Total Corr'd PSD (dBm/ 1MHz)	PSD Limit (dBm/ 1MHz)	PSD Margin (dB)
Mid	5210	0.67	0.87	11.00	-10.13

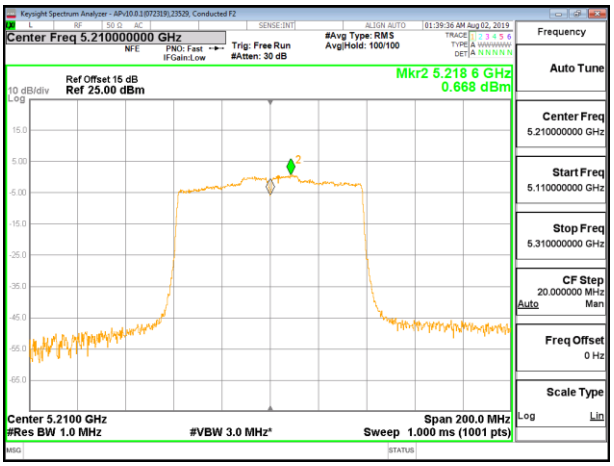

MID CHANNEL

UL VERIFICATION SERVICES INC.
47173 Benicia Street, Fremont, CA 94538; USA TEL:(510) 319-4000 FAX:(510) 661-0888
This report shall not be reproduced except in full, without the written approval of UL Verification Services Inc.

1TX Antenna 5 MODE (FCC) MOBILE

Antenna Gain and Limits

Channel	Frequency (MHz)	Directional Gain (dBi)	Power Limit (dBm)	PSD Limit (dBm/ 1MHz)
Mid	5210	-5.80	24.00	11.00

Duty Cycle CF (dB)	0.20	Included in Calculations of Corr'd PSD

Output Power Results

Channel	Frequency (MHz)	Meas Power (dBm)	Total Corr'd Power (dBm)	Power Limit (dBm)	Power Margin (dB)
Mid	5210	16.73	16.73	24.00	-7.27

PSD Results

Channel	Frequency (MHz)	Meas PSD (dBm/ 1MHz)	Total Corr'd PSD (dBm/ 1MHz)	PSD Limit (dBm/ 1MHz)	PSD Margin (dB)
Mid	5210	0.63	0.83	11.00	-10.17

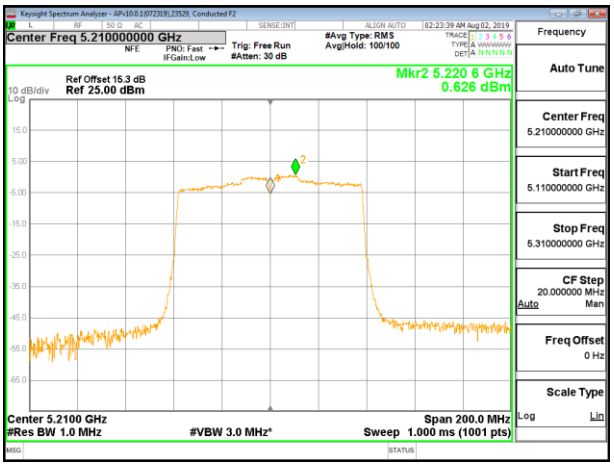

MID CHANNEL

UL VERIFICATION SERVICES INC.
47173 Benicia Street, Fremont, CA 94538; USA TEL:(510) 319-4000 FAX:(510) 661-0888
This report shall not be reproduced except in full, without the written approval of UL Verification Services Inc.

2TX Antenna 6 + Antenna 5 CDD MODE (FCC) MOBILE

Antenna Gain and Limits

Channel	Frequency (MHz)	Directional Gain for Power (dBi)	Directional Gain for PSD (dBi)	Power Limit (dBm)	PSD Limit (dBm/ 1MHz)
Mid	5210	-2.99	-0.25	24.00	11.00

Duty Cycle CF (dB)	0.20	Included in Calculations of Corr'd PSD

Output Power Results

Channel	Frequency (MHz)	Antenna 6 Meas Power (dBm)	Antenna 5 Meas Power (dBm)	Total Corr'd Power (dBm)	Power Limit (dBm)	Power Margin (dB)
Mid	5210	15.72	15.74	18.74	24.00	-5.26

PSD Results

Channel	Frequency (MHz)	Antenna 6 Meas PSD (dBm/ 1MHz)	Antenna 5 Meas PSD (dBm/ 1MHz)	Total Corr'd PSD (dBm/ 1MHz)	PSD Limit (dBm/ 1MHz)	PSD Margin (dB)
Mid	5210	-0.36	-0.11	2.98	11.00	-8.02

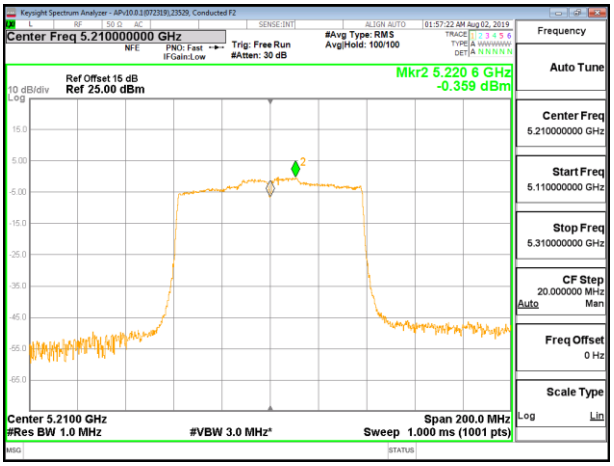

MID CHANNEL ANT 6

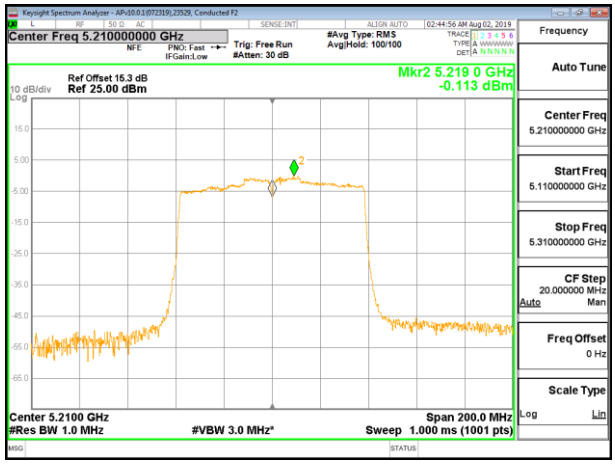

MID CHANNEL ANT 5

UL VERIFICATION SERVICES INC.
47173 Benicia Street, Fremont, CA 94538; USA TEL:(510) 319-4000 FAX:(510) 661-0888
This report shall not be reproduced except in full, without the written approval of UL Verification Services Inc.

8.5.4. 802.11ax HE20 MODE IN THE 5.2 GHz BAND

1TX Antenna 6 MODE – 242-Tones, RU Index 61 (FCC) MOBILE

Antenna Gain and Limits

Channel	Frequency (MHz)	Directional Gain (dBi)	Power Limit (dBm)	PSD Limit (dBm/ 1MHz)
Low	5180	-1.30	24.00	11.00
Mid	5200	-1.30	24.00	11.00
High	5240	-1.30	24.00	11.00

Duty Cycle CF (dB)	0.00	Included in Calculations of Corr'd PSD

Output Power Results

Channel	Frequency (MHz)	Meas Power (dBm)	Total Corr'd Power (dBm)	Power Limit (dBm)	Power Margin (dB)
Low	5180	17.69	17.69	24.00	-6.31
Mid	5200	20.68	20.68	24.00	-3.32
High	5240	20.71	20.71	24.00	-3.29

PSD Results

Channel	Frequency (MHz)	Meas PSD (dBm/1MHz)	Total Corr'd PSD (dBm/1MHz)	PSD Limit (dBm/ 1MHz)	PSD Margin (dB)
Low	5180	7.79	7.79	11.00	-3.21
Mid	5200	10.68	10.68	11.00	-0.32
High	5240	10.72	10.72	11.00	-0.28

UL VERIFICATION SERVICES INC.
47173 Benicia Street, Fremont, CA 94538; USA TEL:(510) 319-4000 FAX:(510) 661-0888
This report shall not be reproduced except in full, without the written approval of UL Verification Services Inc.

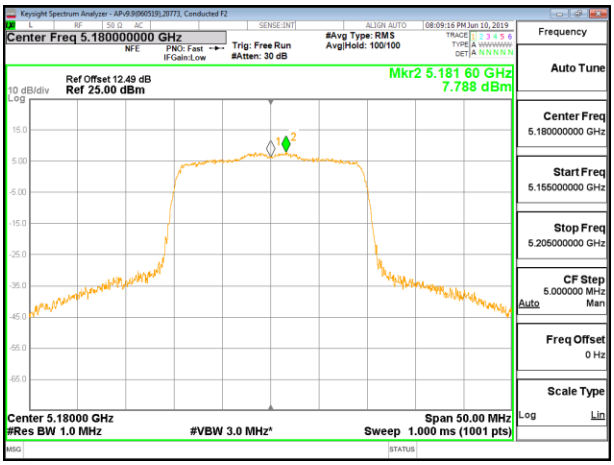

LOW CHANNEL

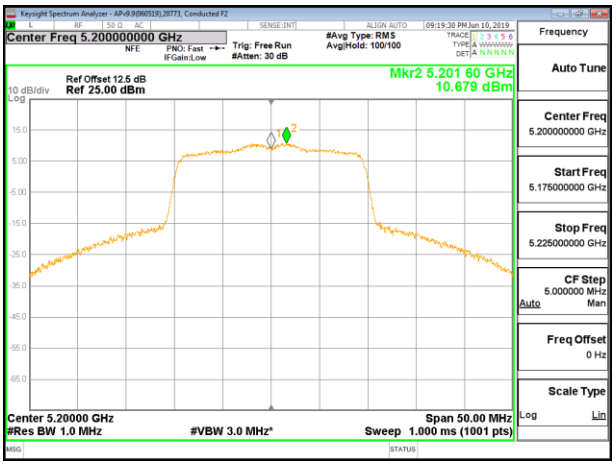

MID CHANNEL

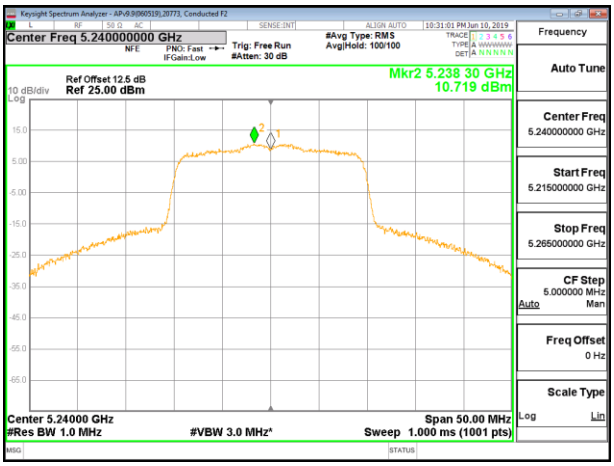

HIGH CHANNEL

UL VERIFICATION SERVICES INC.
47173 Benicia Street, Fremont, CA 94538; USA TEL:(510) 319-4000 FAX:(510) 661-0888
This report shall not be reproduced except in full, without the written approval of UL Verification Services Inc.

1TX Antenna 6 MODE – 26-Tones, RU Index 0 (FCC) MOBILE

Antenna Gain and Limits

Channel	Frequency (MHz)	Directional Gain (dBi)	Power Limit (dBm)	PSD Limit (dBm/ 1MHz)
Low	5180	-1.30	24.00	11.00
Mid	5200	-1.30	24.00	11.00
High	5240	-1.30	24.00	11.00

Duty Cycle CF (dB)	0.00	**Included in Calculations of Corr'd PSD**

Output Power Results

Channel	Frequency (MHz)	Meas Power (dBm)	Total Corr'd Power (dBm)	Power Limit (dBm)	Power Margin (dB)
Low	5180	11.68	11.68	24.00	-12.32
Mid	5200	11.71	11.71	24.00	-12.29
High	5240	11.69	11.69	24.00	-12.31

PSD Results

Channel	Frequency (MHz)	Meas PSD (dBm/1MHz)	Total Corr'd PSD (dBm/1MHz)	PSD Limit (dBm/ 1MHz)	PSD Margin (dB)
Low	5180	9.35	9.35	11.00	-1.65
Mid	5200	9.40	9.40	11.00	-1.60
High	5240	9.71	9.71	11.00	-1.29

UL VERIFICATION SERVICES INC.
47173 Benicia Street, Fremont, CA 94538; USA TEL:(510) 319-4000 FAX:(510) 661-0888
This report shall not be reproduced except in full, without the written approval of UL Verification Services Inc.

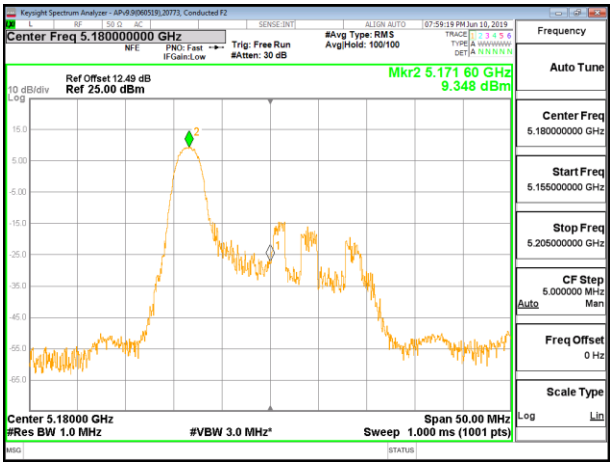

LOW CHANNEL

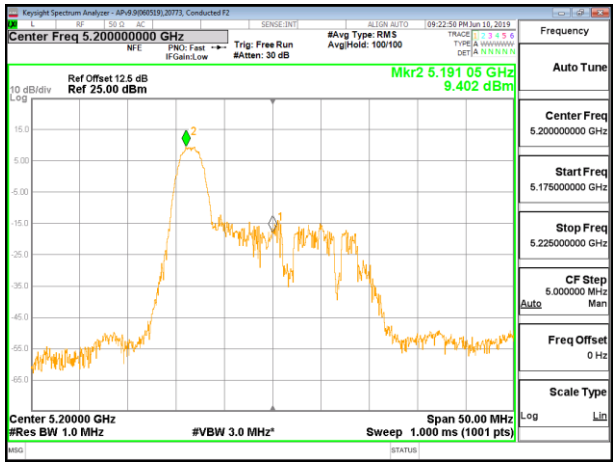

MID CHANNEL

HIGH CHANNEL

UL VERIFICATION SERVICES INC.
47173 Benicia Street, Fremont, CA 94538; USA TEL:(510) 319-4000 FAX:(510) 661-0888
This report shall not be reproduced except in full, without the written approval of UL Verification Services Inc.

1TX Antenna 6 MODE – 26-Tones, RU Index 4 (FCC) MOBILE

Antenna Gain and Limits

Channel	Frequency (MHz)	Directional Gain (dBi)	Power Limit (dBm)	PSD Limit (dBm/ 1MHz)
Low	5180	-1.30	24.00	11.00
Mid	5200	-1.30	24.00	11.00
High	5240	-1.30	24.00	11.00

Duty Cycle CF (dB)	0.00	**Included in Calculations of Corr'd PSD**

Output Power Results

Channel	Frequency (MHz)	Meas Power (dBm)	Total Corr'd Power (dBm)	Power Limit (dBm)	Power Margin (dB)
Low	5180	11.68	11.68	24.00	-12.32
Mid	5200	11.73	11.73	24.00	-12.27
High	5240	11.70	11.70	24.00	-12.30

PSD Results

Channel	Frequency (MHz)	Meas PSD (dBm/1MHz)	Total Corr'd PSD (dBm/1MHz)	PSD Limit (dBm/ 1MHz)	PSD Margin (dB)
Low	5180	8.84	8.84	11.00	-2.16
Mid	5200	8.80	8.80	11.00	-2.20
High	5240	8.47	8.47	11.00	-2.53

UL VERIFICATION SERVICES INC.
47173 Benicia Street, Fremont, CA 94538; USA TEL:(510) 319-4000 FAX:(510) 661-0888
This report shall not be reproduced except in full, without the written approval of UL Verification Services Inc.

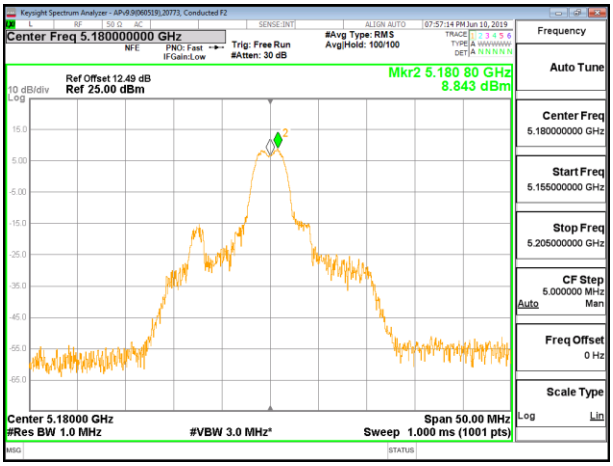

LOW CHANNEL

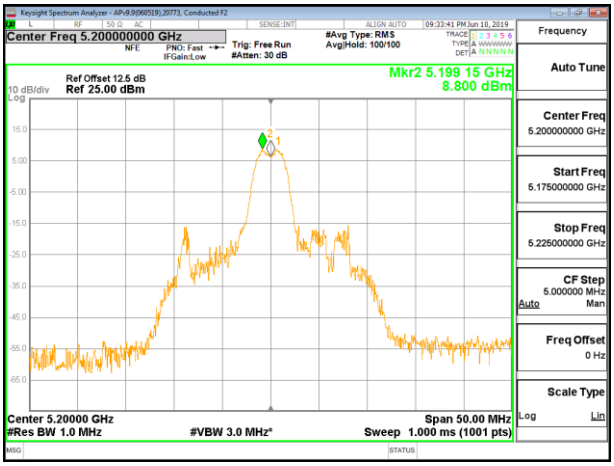

MID CHANNEL

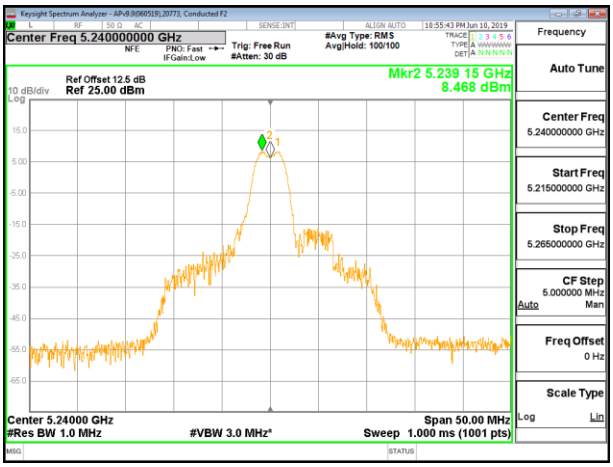

HIGH CHANNEL

UL VERIFICATION SERVICES INC.
47173 Benicia Street, Fremont, CA 94538; USA TEL:(510) 319-4000 FAX:(510) 661-0888
This report shall not be reproduced except in full, without the written approval of UL Verification Services Inc.

1TX Antenna 6 MODE – 26-Tones, RU Index 8 (FCC) MOBILE

Antenna Gain and Limits

Channel	Frequency (MHz)	Directional Gain (dBi)	Power Limit (dBm)	PSD Limit (dBm/ 1MHz)
Low	5180	-1.30	24.00	11.00
Mid	5200	-1.30	24.00	11.00
High	5240	-1.30	24.00	11.00

Duty Cycle CF (dB)	0.00	**Included in Calculations of Corr'd PSD**

Output Power Results

Channel	Frequency (MHz)	Meas Power (dBm)	Total Corr'd Power (dBm)	Power Limit (dBm)	Power Margin (dB)
Low	5180	11.67	11.67	24.00	-12.33
Mid	5200	11.70	11.70	24.00	-12.30
High	5240	11.73	11.73	24.00	-12.27

PSD Results

Channel	Frequency (MHz)	Meas PSD (dBm/1MHz)	Total Corr'd PSD (dBm/1MHz)	PSD Limit (dBm/ 1MHz)	PSD Margin (dB)
Low	5180	9.42	9.42	11.00	-1.58
Mid	5200	9.69	9.69	11.00	-1.31
High	5240	10.19	10.19	11.00	-0.81

UL VERIFICATION SERVICES INC.
47173 Benicia Street, Fremont, CA 94538; USA TEL:(510) 319-4000 FAX:(510) 661-0888
This report shall not be reproduced except in full, without the written approval of UL Verification Services Inc.

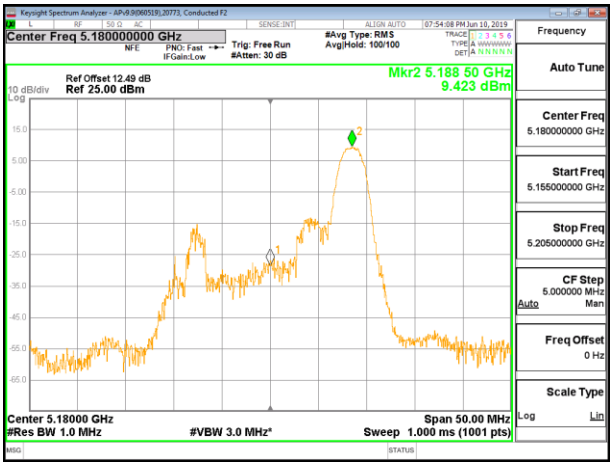

LOW CHANNEL

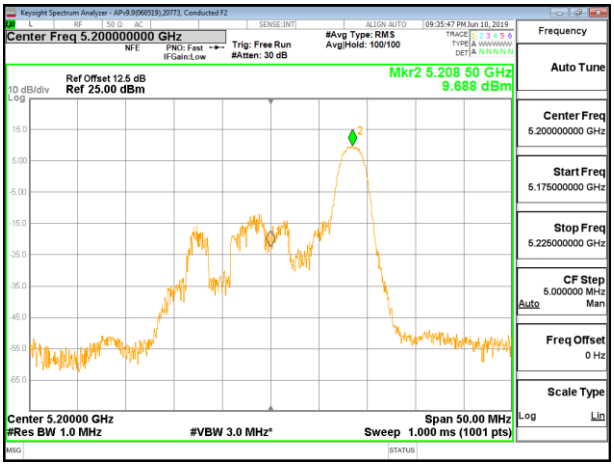

MID CHANNEL

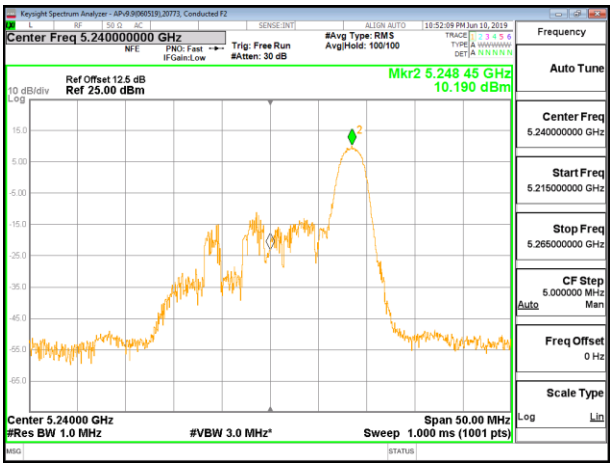

HIGH CHANNEL

UL VERIFICATION SERVICES INC.
47173 Benicia Street, Fremont, CA 94538; USA TEL:(510) 319-4000 FAX:(510) 661-0888
This report shall not be reproduced except in full, without the written approval of UL Verification Services Inc.

1TX Antenna 5 MODE – 242-Tones, RU Index 61 (FCC) MOBILE

Antenna Gain and Limits

Channel	Frequency (MHz)	Directional Gain (dBi)	Power Limit (dBm)	PSD Limit (dBm/ 1MHz)
Low	5180	-5.80	24.00	11.00
Mid	5200	-5.80	24.00	11.00
High	5240	-5.80	24.00	11.00

Duty Cycle CF (dB)	0.00	**Included in Calculations of Corr'd PSD**

Output Power Results

Channel	Frequency (MHz)	Meas Power (dBm)	Total Corr'd Power (dBm)	Power Limit (dBm)	Power Margin (dB)
Low	5180	17.71	17.71	24.00	-6.29
Mid	5200	20.68	20.68	24.00	-3.32
High	5240	20.71	20.71	24.00	-3.29

PSD Results

Channel	Frequency (MHz)	Meas PSD (dBm/1MHz)	Total Corr'd PSD (dBm/1MHz)	PSD Limit (dBm/ 1MHz)	PSD Margin (dB)
Low	5180	7.72	7.72	11.00	-3.28
Mid	5200	10.64	10.64	11.00	-0.36
High	5240	10.87	10.87	11.00	-0.13

UL VERIFICATION SERVICES INC.
47173 Benicia Street, Fremont, CA 94538; USA TEL:(510) 319-4000 FAX:(510) 661-0888
This report shall not be reproduced except in full, without the written approval of UL Verification Services Inc.

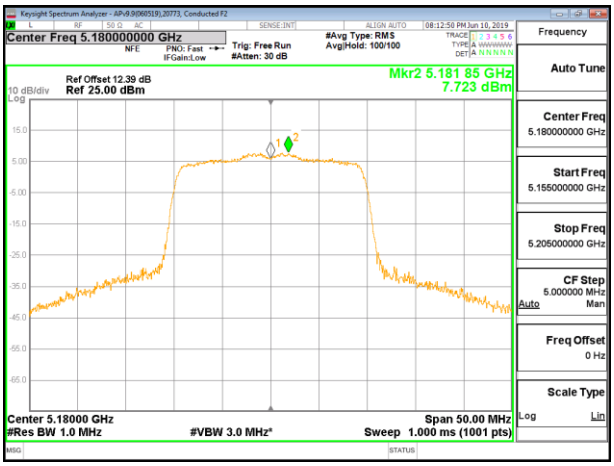

LOW CHANNEL

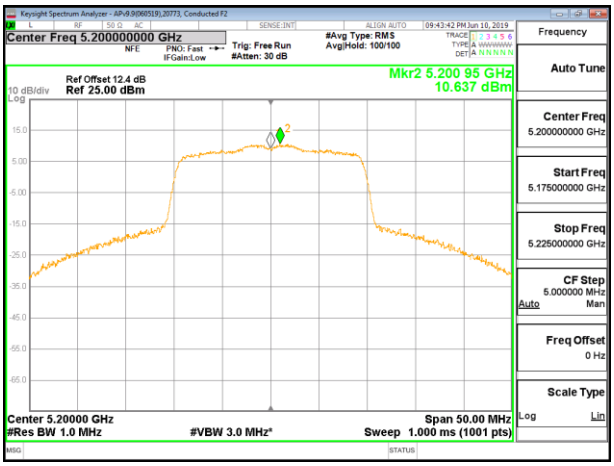

MID CHANNEL

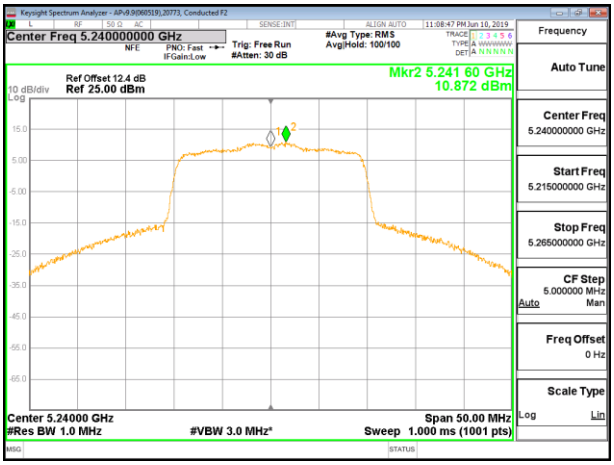

HIGH CHANNEL

UL VERIFICATION SERVICES INC.
47173 Benicia Street, Fremont, CA 94538; USA TEL:(510) 319-4000 FAX:(510) 661-0888
This report shall not be reproduced except in full, without the written approval of UL Verification Services Inc.

1TX Antenna 5 MODE – 26-Tones, RU Index 0 (FCC) MOBILE

Antenna Gain and Limits

Channel	Frequency (MHz)	Directional Gain (dBi)	Power Limit (dBm)	PSD Limit (dBm/ 1MHz)
Low	5180	-5.80	24.00	11.00
Mid	5200	-5.80	24.00	11.00
High	5240	-5.80	24.00	11.00

Duty Cycle CF (dB)	0.00	**Included in Calculations of Corr'd PSD**

Output Power Results

Channel	Frequency (MHz)	Meas Power (dBm)	Total Corr'd Power (dBm)	Power Limit (dBm)	Power Margin (dB)
Low	5180	11.68	11.68	24.00	-12.32
Mid	5200	11.71	11.71	24.00	-12.29
High	5240	11.64	11.64	24.00	-12.36

PSD Results

Channel	Frequency (MHz)	Meas PSD (dBm/1MHz)	Total Corr'd PSD (dBm/1MHz)	PSD Limit (dBm/ 1MHz)	PSD Margin (dB)
Low	5180	9.45	9.45	11.00	-1.55
Mid	5200	9.58	9.58	11.00	-1.42
High	5240	9.27	9.27	11.00	-1.73

UL VERIFICATION SERVICES INC.
47173 Benicia Street, Fremont, CA 94538; USA TEL:(510) 319-4000 FAX:(510) 661-0888
This report shall not be reproduced except in full, without the written approval of UL Verification Services Inc.

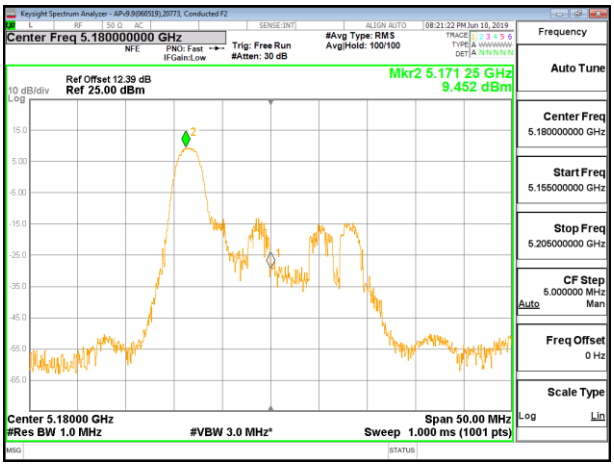

LOW CHANNEL

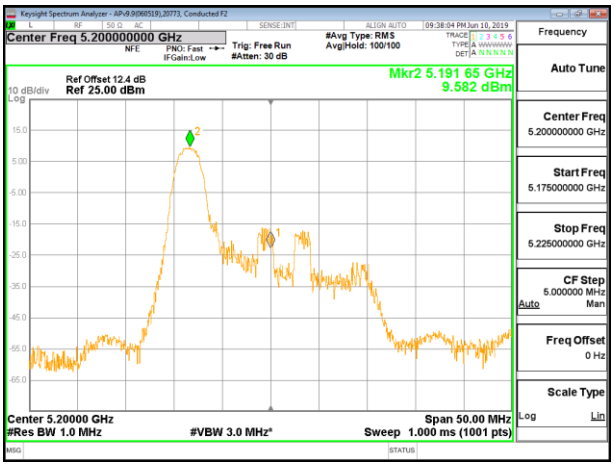

MID CHANNEL

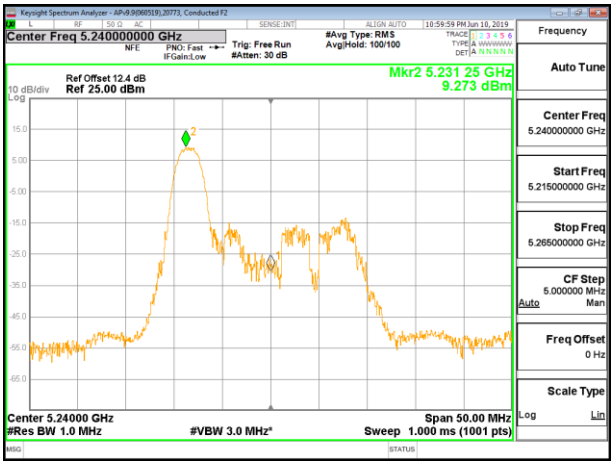

HIGH CHANNEL

UL VERIFICATION SERVICES INC.
47173 Benicia Street, Fremont, CA 94538; USA TEL:(510) 319-4000 FAX:(510) 661-0888
This report shall not be reproduced except in full, without the written approval of UL Verification Services Inc.

1TX Antenna 5 MODE – 26-Tones, RU Index 4 (FCC) MOBILE

Antenna Gain and Limits

Channel	Frequency (MHz)	Directional Gain (dBi)	Power Limit (dBm)	PSD Limit (dBm/ 1MHz)
Low	5180	-5.80	24.00	11.00
Mid	5200	-5.80	24.00	11.00
High	5240	-5.80	24.00	11.00

Duty Cycle CF (dB)	0.00	**Included in Calculations of Corr'd PSD**

Output Power Results

Channel	Frequency (MHz)	Meas Power (dBm)	Total Corr'd Power (dBm)	Power Limit (dBm)	Power Margin (dB)
Low	5180	11.63	11.63	24.00	-12.37
Mid	5200	11.65	11.65	24.00	-12.35
High	5240	11.71	11.71	24.00	-12.29

PSD Results

Channel	Frequency (MHz)	Meas PSD (dBm/1MHz)	Total Corr'd PSD (dBm/1MHz)	PSD Limit (dBm/ 1MHz)	PSD Margin (dB)
Low	5180	8.50	8.50	11.00	-2.50
Mid	5200	8.60	8.60	11.00	-2.40
High	5240	8.74	8.74	11.00	-2.26

UL VERIFICATION SERVICES INC.
47173 Benicia Street, Fremont, CA 94538; USA TEL:(510) 319-4000 FAX:(510) 661-0888
This report shall not be reproduced except in full, without the written approval of UL Verification Services Inc.

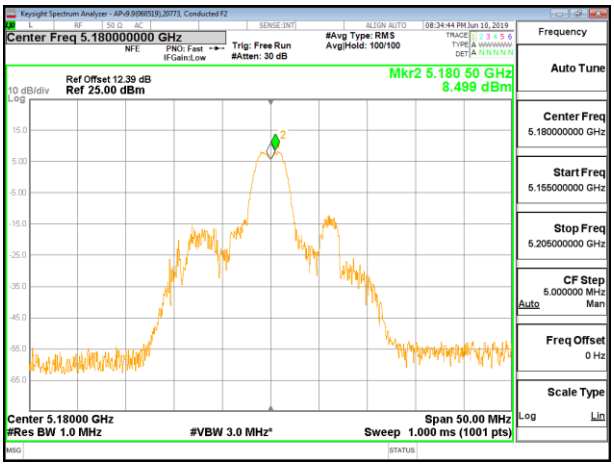

LOW CHANNEL

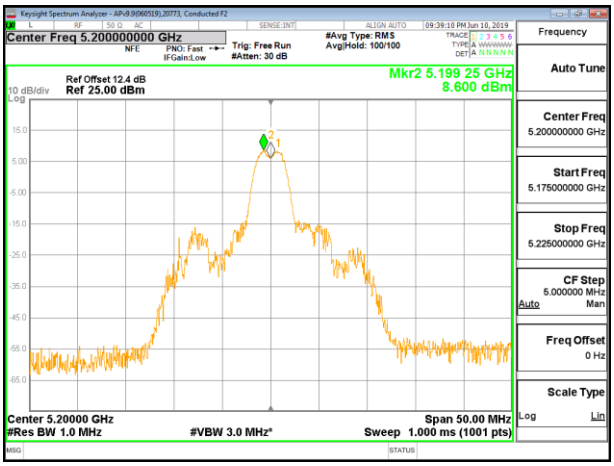

MID CHANNEL

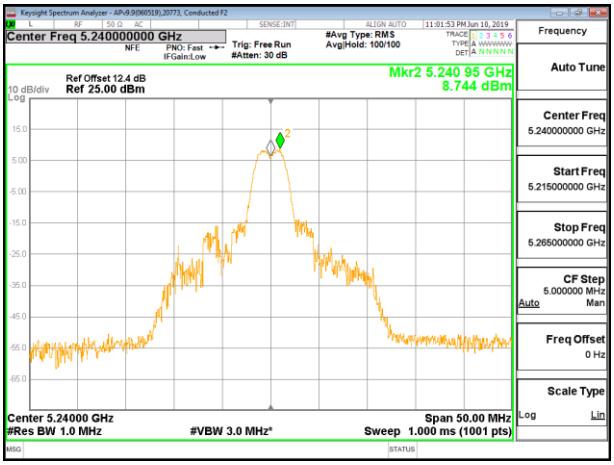

HIGH CHANNEL

UL VERIFICATION SERVICES INC.
47173 Benicia Street, Fremont, CA 94538; USA TEL:(510) 319-4000 FAX:(510) 661-0888
This report shall not be reproduced except in full, without the written approval of UL Verification Services Inc.

1TX Antenna 5 MODE – 26-Tones, RU Index 8 (FCC) MOBILE

Antenna Gain and Limits

Channel	Frequency (MHz)	Directional Gain (dBi)	Power Limit (dBm)	PSD Limit (dBm/ 1MHz)
Low	5180	-5.80	24.00	11.00
Mid	5200	-5.80	24.00	11.00
High	5240	-5.80	24.00	11.00

Duty Cycle CF (dB)	0.00	**Included in Calculations of Corr'd PSD**

Output Power Results

Channel	Frequency (MHz)	Meas Power (dBm)	Total Corr'd Power (dBm)	Power Limit (dBm)	Power Margin (dB)
Low	5180	11.67	11.67	24.00	-12.33
Mid	5200	11.68	11.68	24.00	-12.32
High	5240	11.73	11.73	24.00	-12.27

PSD Results

Channel	Frequency (MHz)	Meas PSD (dBm/1MHz)	Total Corr'd PSD (dBm/1MHz)	PSD Limit (dBm/ 1MHz)	PSD Margin (dB)
Low	5180	9.54	9.54	11.00	-1.46
Mid	5200	9.61	9.61	11.00	-1.40
High	5240	10.13	10.13	11.00	-0.87

UL VERIFICATION SERVICES INC.
47173 Benicia Street, Fremont, CA 94538; USA TEL:(510) 319-4000 FAX:(510) 661-0888
This report shall not be reproduced except in full, without the written approval of UL Verification Services Inc.

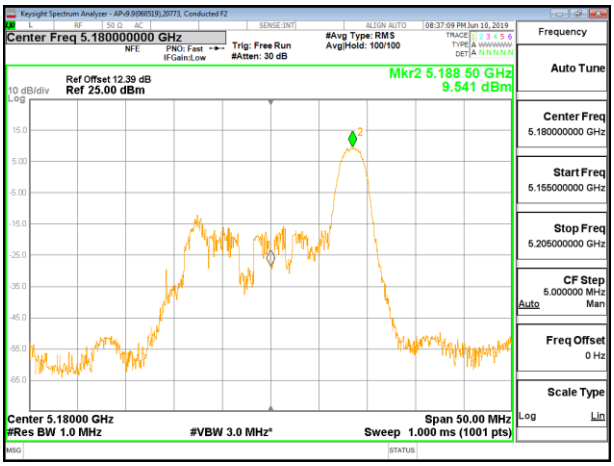

LOW CHANNEL

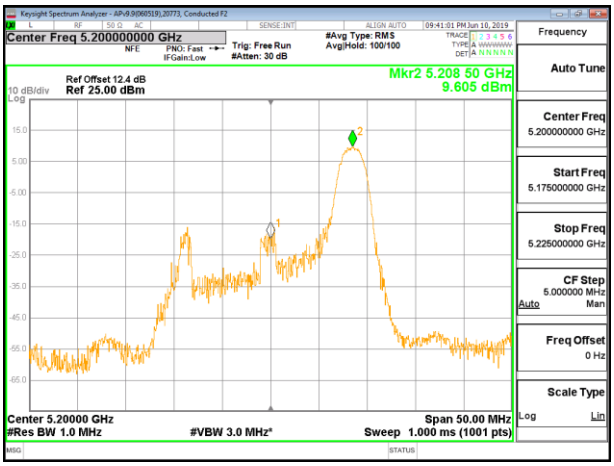

MID CHANNEL

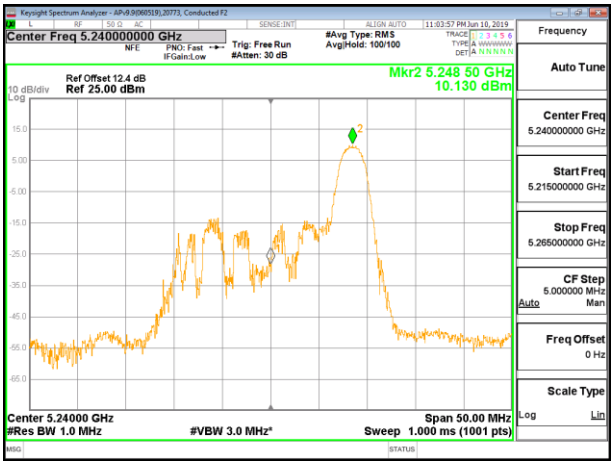

HIGH CHANNEL

UL VERIFICATION SERVICES INC.
47173 Benicia Street, Fremont, CA 94538; USA TEL:(510) 319-4000 FAX:(510) 661-0888
This report shall not be reproduced except in full, without the written approval of UL Verification Services Inc.

2TX Antenna 6 + Antenna 5 OFDMA MODE – 242-Tones, RU Index 61 (FCC) MOBILE

Antenna Gain and Limits

Channel	Frequency (MHz)	Directional Gain for Power (dBi)	Directional Gain for PSD (dBi)	Power Limit (dBm)	PSD Limit (dBm/ 1MHz)
Low	5180	-2.99	-0.25	24.00	11.00
Mid	5200	-2.99	-0.25	24.00	11.00
High	5240	-2.99	-0.25	24.00	11.00

Duty Cycle CF (dB)	0.00	**Included in Calculations of Corr'd PSD**

Output Power Results

Channel	Frequency (MHz)	Antenna 6 Meas Power (dBm)	Antenna 5 Meas Power (dBm)	Total Corr'd Power (dBm)	Power Limit (dBm)	Power Margin (dB)
Low	5180	16.71	16.58	19.66	24.00	-4.34
Mid	5200	17.68	17.64	20.67	24.00	-3.33
High	5240	17.72	17.62	20.68	24.00	-3.32

PSD Results

Channel	Frequency (MHz)	Antenna 6 Meas PSD (dBm/1MHz)	Antenna 5 Meas PSD (dBm/1MHz)	Total Corr'd PSD (dBm/1MHz)	PSD Limit (dBm/ 1MHz)	PSD Margin (dB)
Low	5180	7.17	6.79	9.99	11.00	-1.01
Mid	5200	7.45	7.44	10.45	11.00	-0.55
High	5240	7.65	7.41	10.54	11.00	-0.46

UL VERIFICATION SERVICES INC.
47173 Benicia Street, Fremont, CA 94538; USA TEL:(510) 319-4000 FAX:(510) 661-0888
This report shall not be reproduced except in full, without the written approval of UL Verification Services Inc.