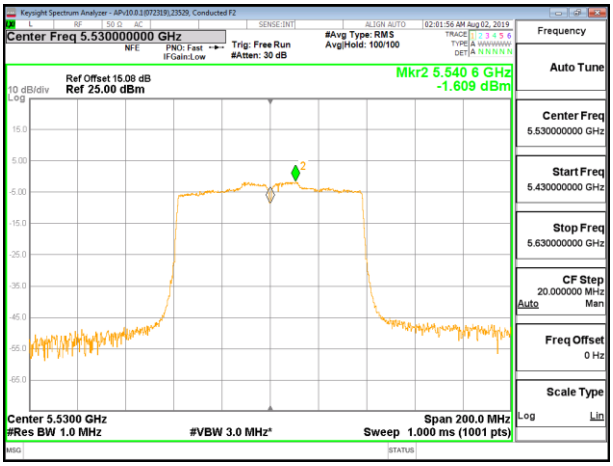

LOW CHANNEL ANT 6

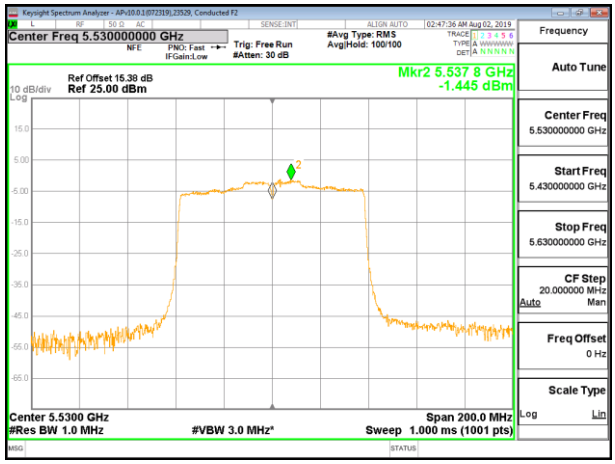

LOW CHANNEL ANT 5

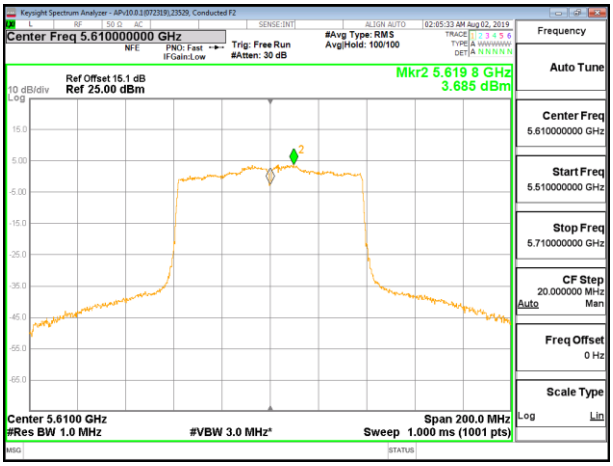

HIGH CHANNEL ANT 6

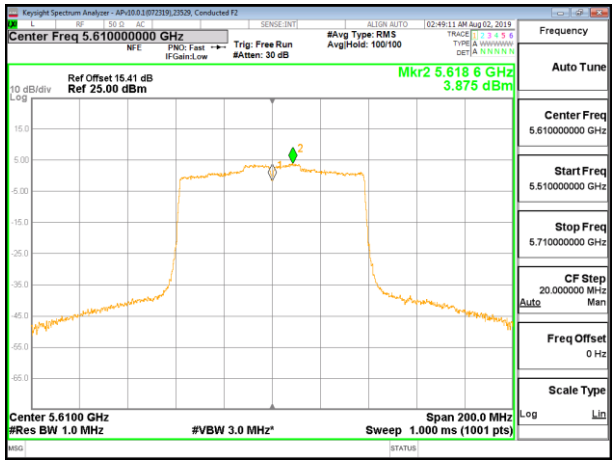

HIGH CHANNEL ANT 5

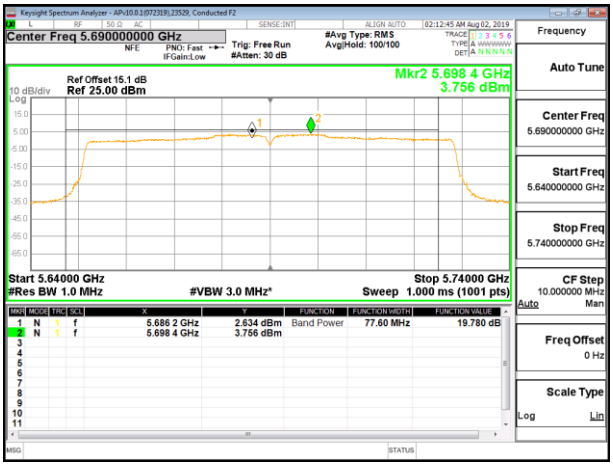

CHANNEL 138 ANT 6

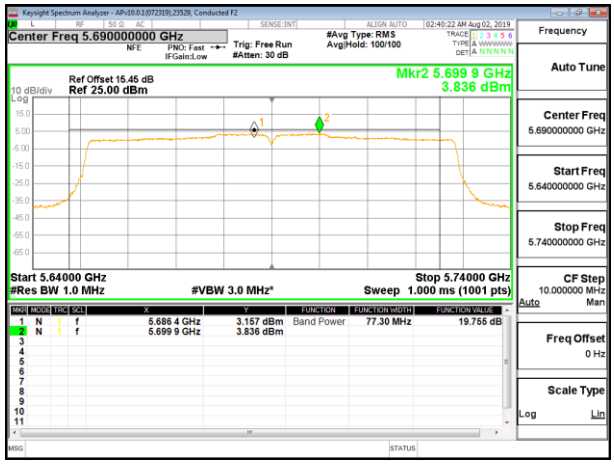

CHANNEL 138 ANT 5

UL VERIFICATION SERVICES INC.
47173 Benicia Street, Fremont, CA 94538; USA TEL:(510) 319-4000 FAX:(510) 661-0888
This report shall not be reproduced except in full, without the written approval of UL Verification Services Inc.

8.5.16. 802.11ax HE20 MODE IN THE 5.6 GHz BAND

1TX Antenna 6 MODE – 242-Tones, RU Index 61 (FCC)

Bandwidth, Antenna Gain, and Limits

Channel	Frequency (MHz)	Min 26 dB BW (MHz)	Directional Gain (dBi)	Power Limit (dBm)	PSD Limit (dBm/ 1MHz)
Low	5500	21.80	-3.1	24.00	11.00
Mid	5580	22.20	-3.1	24.00	11.00
High	5700	21.95	-3.1	24.00	11.00
144	5720	16.03	-3.1	23.05	11.00

Duty Cycle CF (dB)	0.00	Included in Calculations of Corr'd PSD

Output Power Results

Channel	Frequency (MHz)	Meas Power (dBm)	Total Corr'd Power (dBm)	Power Limit (dBm)	Power Margin (dB)
Low	5500	17.67	17.67	24.00	-6.33
Mid	5580	20.62	20.62	24.00	-3.38
High	5700	16.21	16.21	24.00	-7.79
144	5720	20.60	20.60	23.05	-2.45

PSD Results

Channel	Frequency (MHz)	Meas PSD (dBm/ 1MHz)	Total Corr'd PSD (dBm/ 1MHz)	PSD Limit (dBm/ 1MHz)	PSD Margin (dB)
Low	5500	7.55	7.55	11.00	-3.45
Mid	5580	10.80	10.80	11.00	-0.20
High	5700	5.75	5.75	11.00	-5.25
144	5720	10.50	10.50	11.00	-0.50

UL VERIFICATION SERVICES INC.
47173 Benicia Street, Fremont, CA 94538; USA TEL:(510) 319-4000 FAX:(510) 661-0888
This report shall not be reproduced except in full, without the written approval of UL Verification Services Inc.

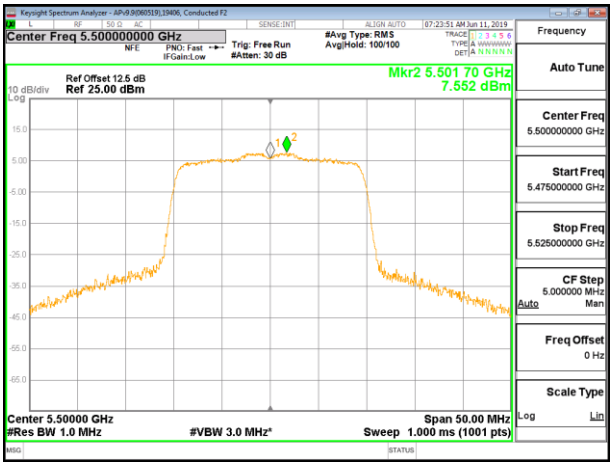

LOW CHANNEL

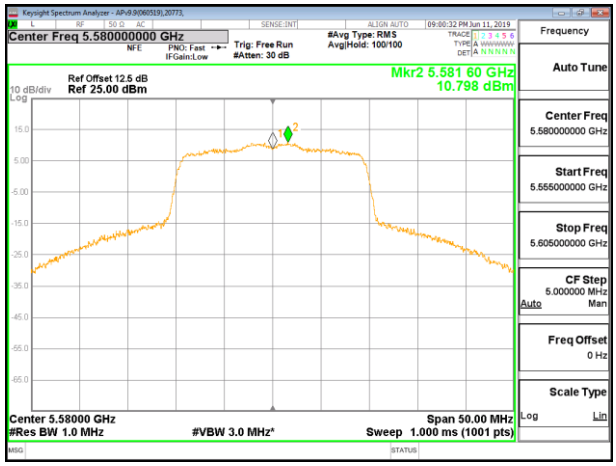

MID CHANNEL

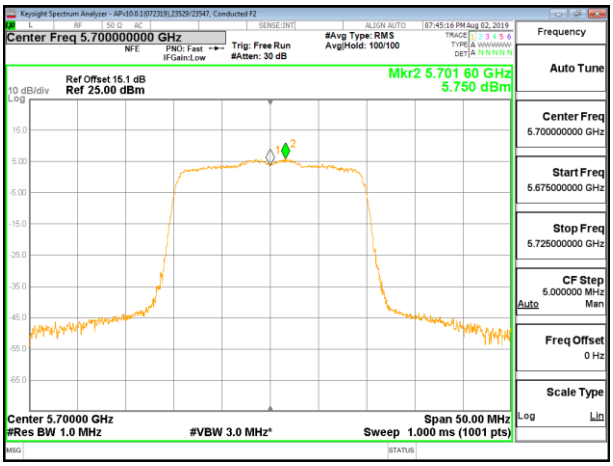

HIGH CHANNEL

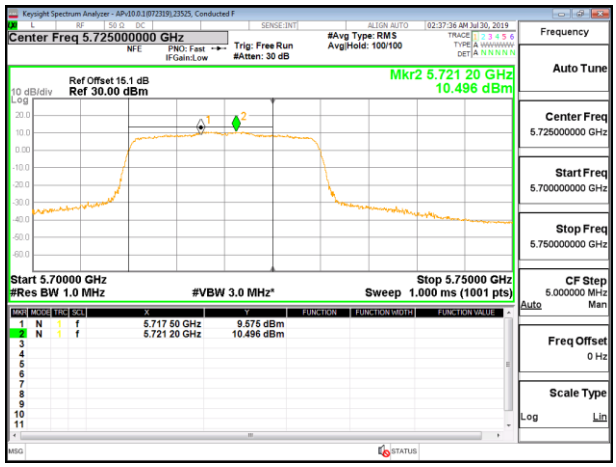

CHANNEL 144

UL VERIFICATION SERVICES INC.
47173 Benicia Street, Fremont, CA 94538; USA TEL:(510) 319-4000 FAX:(510) 661-0888
This report shall not be reproduced except in full, without the written approval of UL Verification Services Inc.

1TX Antenna 6 MODE – 26-Tones, RU Index 0 (FCC)

Bandwidth, Antenna Gain, and Limits

Channel	Frequency (MHz)	Min 26 dB BW (MHz)	Directional Gain (dBi)	Power Limit (dBm)	PSD Limit (dBm/ 1MHz)
Low	5500	20.00	-3.1	24.00	11.00
Mid	5580	20.65	-3.1	24.00	11.00
High	5700	20.40	-3.1	24.00	11.00
144	5720	15.08	-3.1	22.78	11.00

Duty Cycle CF (dB)	0.00	**Included in Calculations of Corr'd PSD**

Output Power Results

Channel	Frequency (MHz)	Meas Power (dBm)	Total Corr'd Power (dBm)	Power Limit (dBm)	Power Margin (dB)
Low	5500	11.71	11.71	24.00	-12.29
Mid	5580	11.66	11.66	24.00	-12.34
High	5700	11.69	11.69	24.00	-12.31
144	5720	11.73	11.73	22.78	-11.05

PSD Results

Channel	Frequency (MHz)	Meas PSD (dBm/ 1MHz)	Total Corr'd PSD (dBm/ 1MHz)	PSD Limit (dBm/ 1MHz)	PSD Margin (dB)
Low	5500	9.82	9.82	11.00	-1.18
Mid	5580	9.49	9.49	11.00	-1.51
High	5700	9.70	9.70	11.00	-1.30
144	5720	9.39	9.39	11.00	-1.61

UL VERIFICATION SERVICES INC.
47173 Benicia Street, Fremont, CA 94538; USA TEL:(510) 319-4000 FAX:(510) 661-0888
This report shall not be reproduced except in full, without the written approval of UL Verification Services Inc.

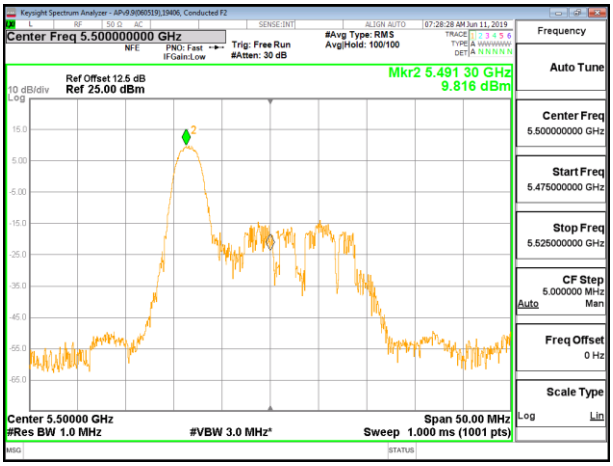

LOW CHANNEL

MID CHANNEL

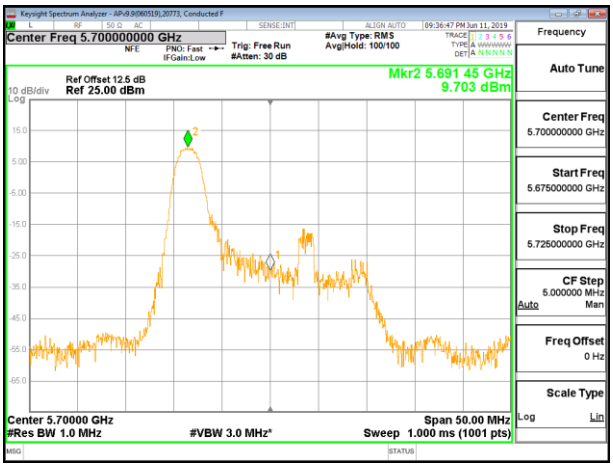

HIGH CHANNEL

CHANNEL 144

UL VERIFICATION SERVICES INC.
47173 Benicia Street, Fremont, CA 94538; USA TEL:(510) 319-4000 FAX:(510) 661-0888
This report shall not be reproduced except in full, without the written approval of UL Verification Services Inc.

1TX Antenna 6 MODE – 26-Tones, RU Index 4 (FCC)

Bandwidth, Antenna Gain, and Limits

Channel	Frequency (MHz)	Min 26 dB BW (MHz)	Directional Gain (dBi)	Power Limit (dBm)	PSD Limit (dBm/ 1MHz)
Low	5500	18.90	-3.1	23.76	11.00
Mid	5580	19.05	-3.1	23.80	11.00
High	5700	19.25	-3.1	23.84	11.00
144	5720	14.33	-3.1	22.56	11.00

Duty Cycle CF (dB)	0.00	**Included in Calculations of Corr'd PSD**

Output Power Results

Channel	Frequency (MHz)	Meas Power (dBm)	Total Corr'd Power (dBm)	Power Limit (dBm)	Power Margin (dB)
Low	5500	11.64	11.64	23.76	-12.12
Mid	5580	11.58	11.58	23.80	-12.22
High	5700	11.63	11.63	23.84	-12.21
144	5720	11.69	11.69	22.56	-10.87

PSD Results

Channel	Frequency (MHz)	Meas PSD (dBm/ 1MHz)	Total Corr'd PSD (dBm/ 1MHz)	PSD Limit (dBm/ 1MHz)	PSD Margin (dB)
Low	5500	8.59	8.59	11.00	-2.41
Mid	5580	8.38	8.38	11.00	-2.62
High	5700	8.50	8.50	11.00	-2.50
144	5720	8.28	8.28	11.00	-2.72

UL VERIFICATION SERVICES INC.
47173 Benicia Street, Fremont, CA 94538; USA TEL:(510) 319-4000 FAX:(510) 661-0888
This report shall not be reproduced except in full, without the written approval of UL Verification Services Inc.

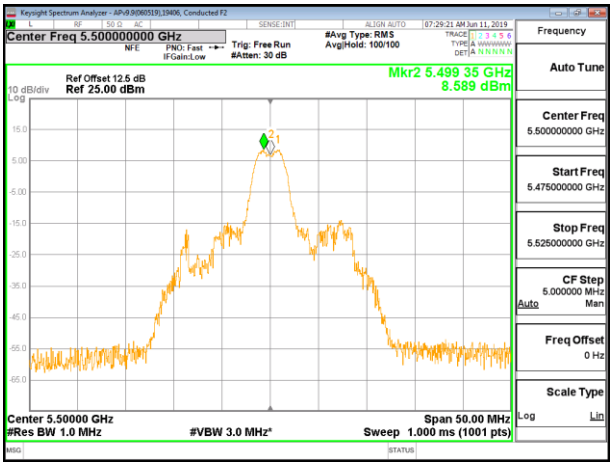

LOW CHANNEL

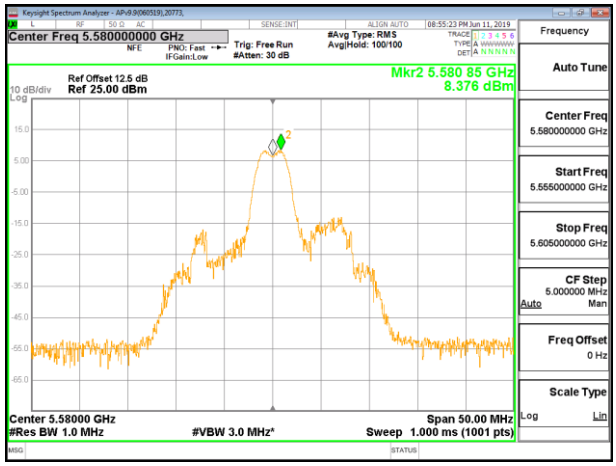

MID CHANNEL

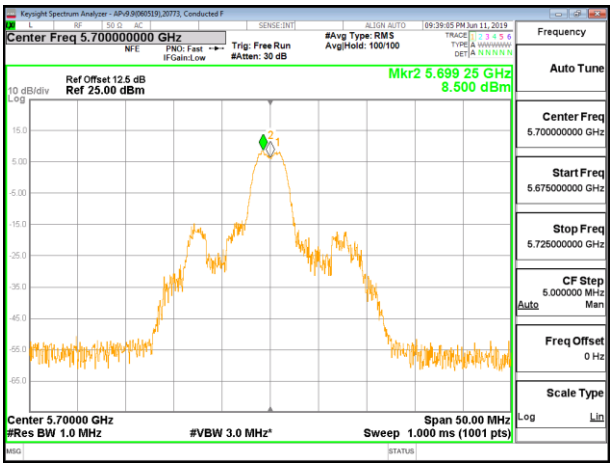

HIGH CHANNEL

CHANNEL 144

UL VERIFICATION SERVICES INC.
47173 Benicia Street, Fremont, CA 94538; USA TEL:(510) 319-4000 FAX:(510) 661-0888
This report shall not be reproduced except in full, without the written approval of UL Verification Services Inc.

1TX Antenna 6 MODE – 26-Tones, RU Index 8 (FCC)

Bandwidth, Antenna Gain, and Limits

Channel	Frequency (MHz)	Min 26 dB BW (MHz)	Directional Gain (dBi)	Power Limit (dBm)	PSD Limit (dBm/ 1MHz)
Low	5500	20.30	-3.1	24.00	11.00
Mid	5580	20.25	-3.1	24.00	11.00
High	5700	20.20	-3.1	24.00	11.00
144	5720	15.35	-3.1	22.86	11.00

Duty Cycle CF (dB)	0.00	Included in Calculations of Corr'd PSD

Output Power Results

Channel	Frequency (MHz)	Meas Power (dBm)	Total Corr'd Power (dBm)	Power Limit (dBm)	Power Margin (dB)
Low	5500	11.67	11.67	24.00	-12.33
Mid	5580	11.63	11.63	24.00	-12.37
High	5700	11.61	11.61	24.00	-12.39
144	5720	11.65	11.65	22.86	-11.21

PSD Results

Channel	Frequency (MHz)	Meas PSD (dBm/ 1MHz)	Total Corr'd PSD (dBm/ 1MHz)	PSD Limit (dBm/ 1MHz)	PSD Margin (dB)
Low	5500	9.65	9.65	11.00	-1.35
Mid	5580	9.54	9.54	11.00	-1.46
High	5700	9.50	9.50	11.00	-1.50
144	5720	-13.10	-13.10	11.00	-24.10

UL VERIFICATION SERVICES INC.
47173 Benicia Street, Fremont, CA 94538; USA TEL:(510) 319-4000 FAX:(510) 661-0888
This report shall not be reproduced except in full, without the written approval of UL Verification Services Inc.

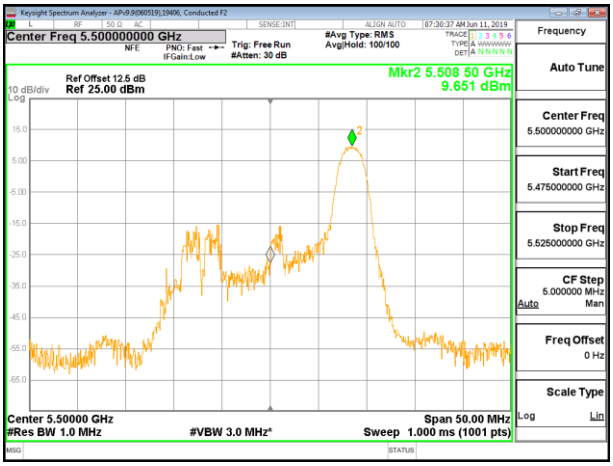

LOW CHANNEL

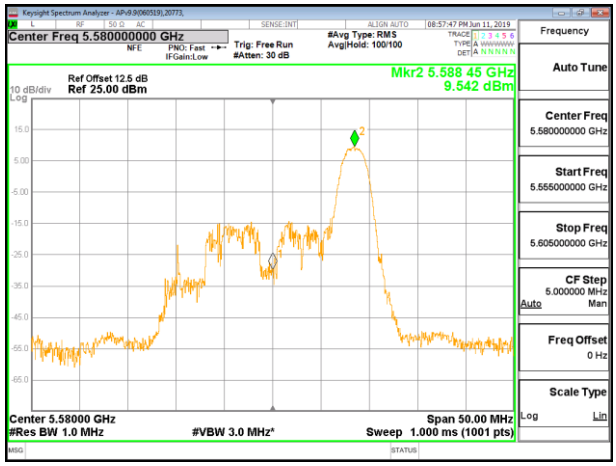

MID CHANNEL

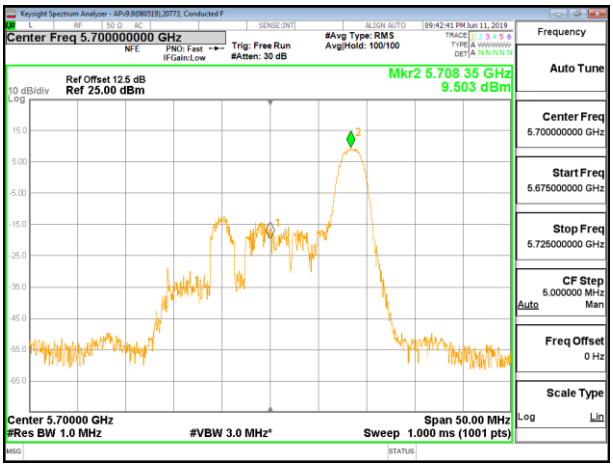

HIGH CHANNEL

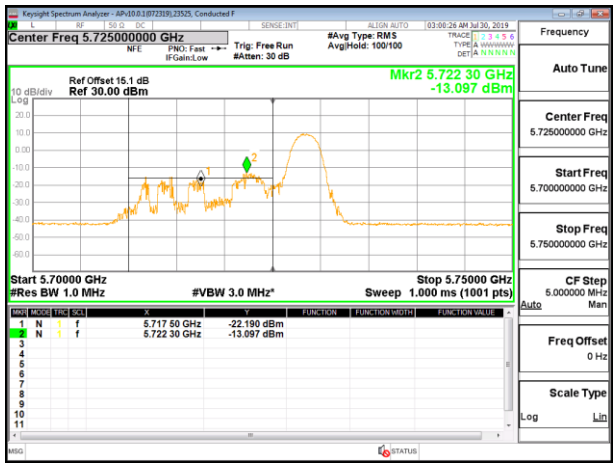

CHANNEL 144

UL VERIFICATION SERVICES INC.
47173 Benicia Street, Fremont, CA 94538; USA TEL:(510) 319-4000 FAX:(510) 661-0888
This report shall not be reproduced except in full, without the written approval of UL Verification Services Inc.

1TX Antenna 5 MODE – 242-Tones, RU Index 61 (FCC)

Bandwidth, Antenna Gain, and Limits

Channel	Frequency (MHz)	Min 26 dB BW (MHz)	Directional Gain (dBi)	Power Limit (dBm)	PSD Limit (dBm/ 1MHz)
Low	5500	22.05	-5.60	24.00	11.00
Mid	5580	21.90	-5.60	24.00	11.00
High	5700	21.90	-5.60	24.00	11.00
144	5720	15.90	-5.60	23.01	11.00

Duty Cycle CF (dB)	0.00	**Included in Calculations of Corr'd PSD**

Output Power Results

Channel	Frequency (MHz)	Meas Power (dBm)	Total Corr'd Power (dBm)	Power Limit (dBm)	Power Margin (dB)
Low	5500	17.74	17.74	24.00	-6.26
Mid	5580	20.60	20.60	24.00	-3.40
High	5700	16.18	16.18	24.00	-7.82
144	5720	20.63	20.63	23.01	-2.38

PSD Results

Channel	Frequency (MHz)	Meas PSD (dBm/ 1MHz)	Total Corr'd PSD (dBm/ 1MHz)	PSD Limit (dBm/ 1MHz)	PSD Margin (dB)
Low	5500	7.92	7.92	11.00	-3.08
Mid	5580	10.57	10.57	11.00	-0.43
High	5700	5.86	5.86	11.00	-5.14
144	5720	10.53	10.53	11.00	-0.47

UL VERIFICATION SERVICES INC.
47173 Benicia Street, Fremont, CA 94538; USA TEL:(510) 319-4000 FAX:(510) 661-0888
This report shall not be reproduced except in full, without the written approval of UL Verification Services Inc.

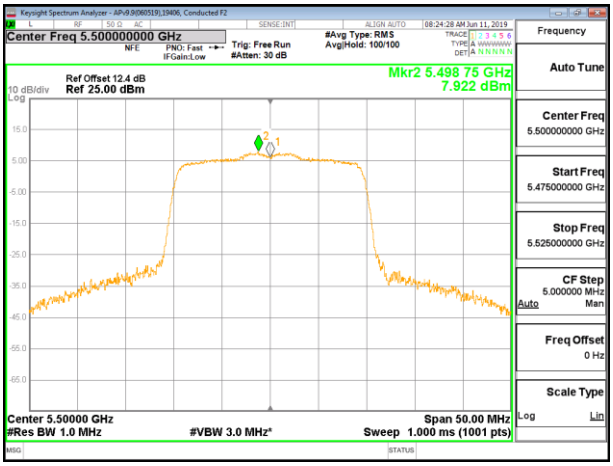

LOW CHANNEL

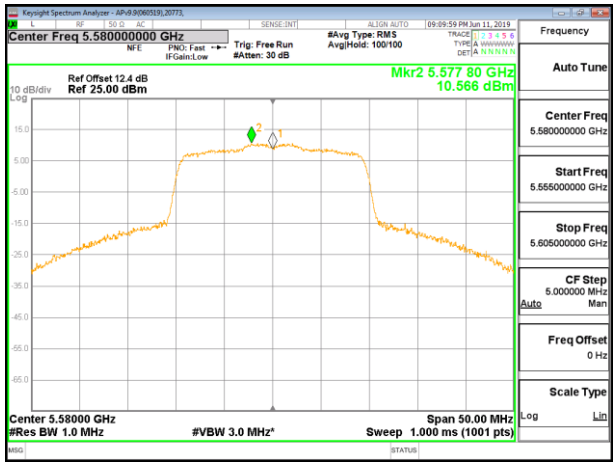

MID CHANNEL

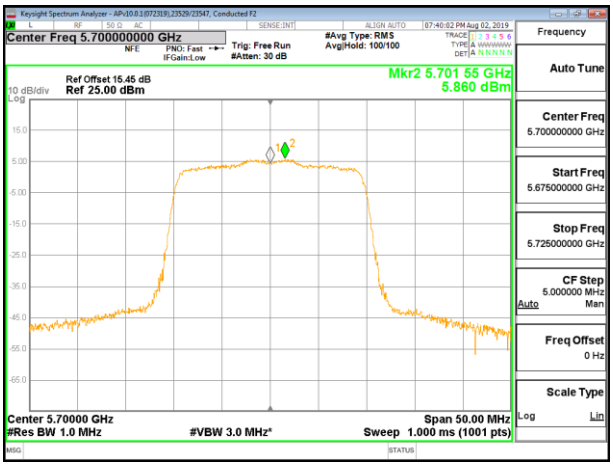

HIGH CHANNEL

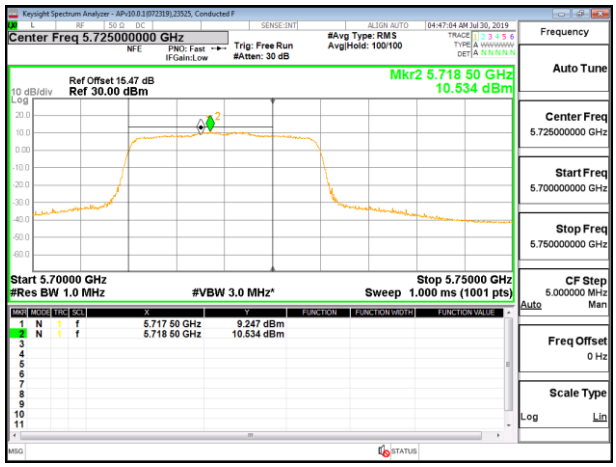

CHANNEL 144

UL VERIFICATION SERVICES INC.
47173 Benicia Street, Fremont, CA 94538; USA TEL:(510) 319-4000 FAX:(510) 661-0888
This report shall not be reproduced except in full, without the written approval of UL Verification Services Inc.

1TX Antenna 5 MODE – 26-Tones, RU Index 0 (FCC)

Bandwidth, Antenna Gain, and Limits

Channel	Frequency (MHz)	Min 26 dB BW (MHz)	Directional Gain (dBi)	Power Limit (dBm)	PSD Limit (dBm/ 1MHz)
Low	5500	20.70	-5.60	24.00	11.00
Mid	5580	20.95	-5.60	24.00	11.00
High	5700	20.50	-5.60	24.00	11.00
144	5720	15.13	-5.60	22.80	11.00

Duty Cycle CF (dB)	0.00	**Included in Calculations of Corr'd PSD**

Output Power Results

Channel	Frequency (MHz)	Meas Power (dBm)	Total Corr'd Power (dBm)	Power Limit (dBm)	Power Margin (dB)
Low	5500	11.67	11.67	24.00	-12.33
Mid	5580	11.63	11.63	24.00	-12.37
High	5700	11.74	11.74	24.00	-12.26
144	5720	11.72	11.72	22.80	-11.08

PSD Results

Channel	Frequency (MHz)	Meas PSD (dBm/ 1MHz)	Total Corr'd PSD (dBm/ 1MHz)	PSD Limit (dBm/ 1MHz)	PSD Margin (dB)
Low	5500	9.62	9.62	11.00	-1.39
Mid	5580	9.56	9.56	11.00	-1.44
High	5700	9.93	9.93	11.00	-1.07
144	5720	9.64	9.64	11.00	-1.36

UL VERIFICATION SERVICES INC.
47173 Benicia Street, Fremont, CA 94538; USA TEL:(510) 319-4000 FAX:(510) 661-0888
This report shall not be reproduced except in full, without the written approval of UL Verification Services Inc.

LOW CHANNEL

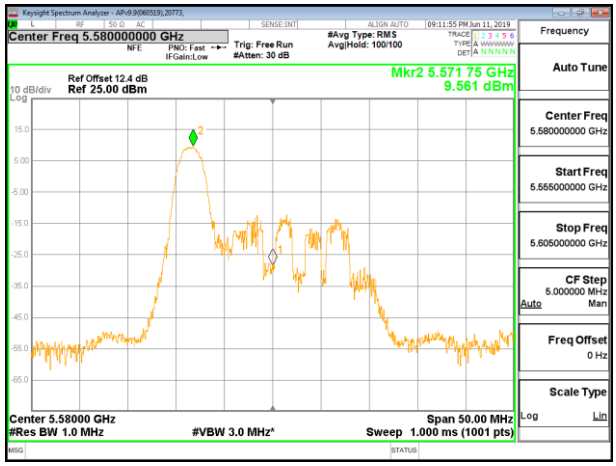

MID CHANNEL

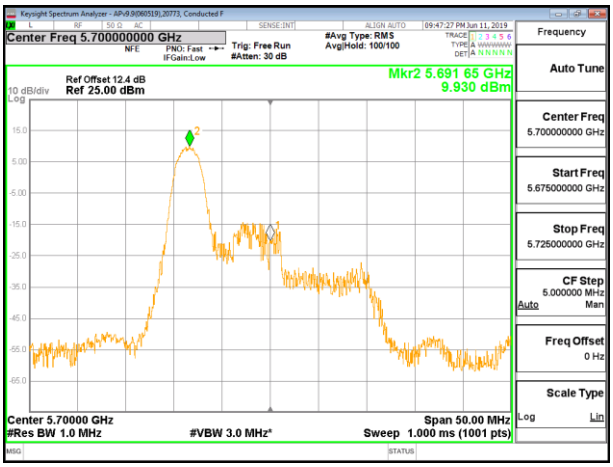

HIGH CHANNEL

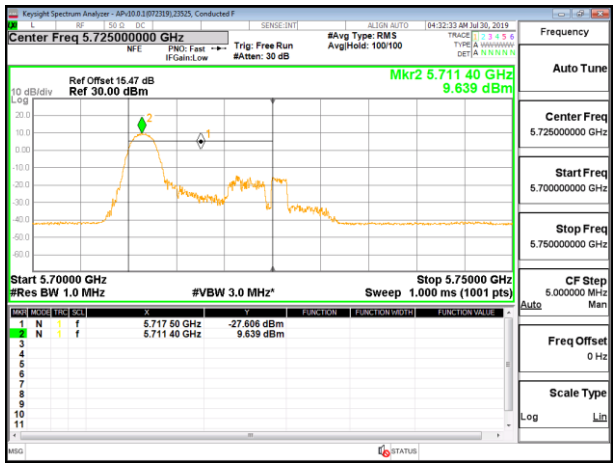

CHANNEL 144

UL VERIFICATION SERVICES INC.
47173 Benicia Street, Fremont, CA 94538; USA TEL:(510) 319-4000 FAX:(510) 661-0888
This report shall not be reproduced except in full, without the written approval of UL Verification Services Inc.

1TX Antenna 5 MODE – 26-Tones, RU Index 4 (FCC)

Bandwidth, Antenna Gain, and Limits

Channel	Frequency (MHz)	Min 26 dB BW (MHz)	Directional Gain (dBi)	Power Limit (dBm)	PSD Limit (dBm/ 1MHz)
Low	5500	19.05	-5.60	23.80	11.00
Mid	5580	18.60	-5.60	23.70	11.00
High	5700	19.05	-5.60	23.80	11.00
144	5720	14.53	-5.60	22.62	11.00

Duty Cycle CF (dB)	0.00	**Included in Calculations of Corr'd PSD**

Output Power Results

Channel	Frequency (MHz)	Meas Power (dBm)	Total Corr'd Power (dBm)	Power Limit (dBm)	Power Margin (dB)
Low	5500	11.65	11.65	23.80	-12.15
Mid	5580	11.57	11.57	23.70	-12.13
High	5700	11.59	11.59	23.80	-12.21
144	5720	11.71	11.71	22.62	-10.91

PSD Results

Channel	Frequency (MHz)	Meas PSD (dBm/ 1MHz)	Total Corr'd PSD (dBm/ 1MHz)	PSD Limit (dBm/ 1MHz)	PSD Margin (dB)
Low	5500	8.59	8.59	11.00	-2.41
Mid	5580	8.38	8.38	11.00	-2.62
High	5700	8.39	8.39	11.00	-2.61
144	5720	8.59	8.59	11.00	-2.41

UL VERIFICATION SERVICES INC.
47173 Benicia Street, Fremont, CA 94538; USA TEL:(510) 319-4000 FAX:(510) 661-0888
This report shall not be reproduced except in full, without the written approval of UL Verification Services Inc.

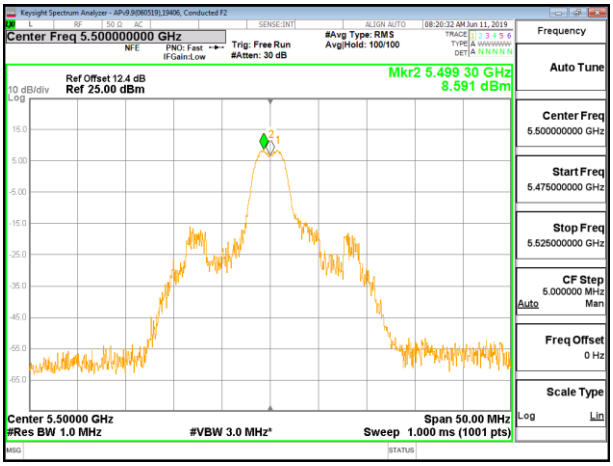

LOW CHANNEL

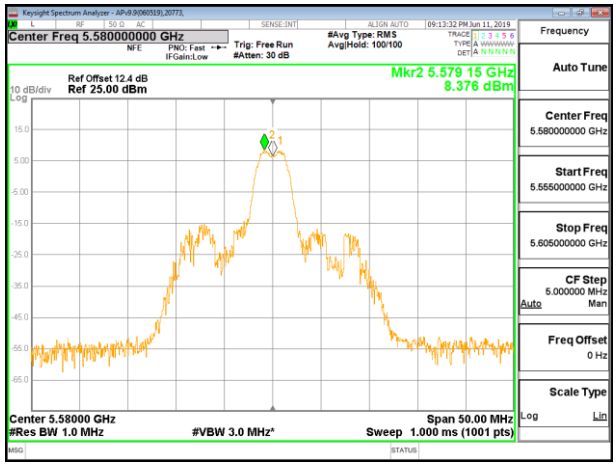

MID CHANNEL

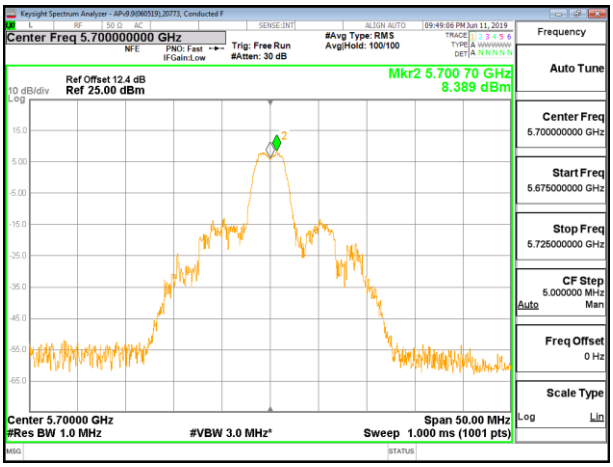

HIGH CHANNEL

CHANNEL 144

UL VERIFICATION SERVICES INC.
47173 Benicia Street, Fremont, CA 94538; USA TEL:(510) 319-4000 FAX:(510) 661-0888
This report shall not be reproduced except in full, without the written approval of UL Verification Services Inc.

1TX Antenna 5 MODE – 26-Tones, RU Index 8 (FCC)

Bandwidth, Antenna Gain, and Limits

Channel	Frequency (MHz)	Min 26 dB BW (MHz)	Directional Gain (dBi)	Power Limit (dBm)	PSD Limit (dBm/ 1MHz)
Low	5500	20.00	-5.60	24.00	11.00
Mid	5580	20.35	-5.60	24.00	11.00
High	5700	20.45	-5.60	24.00	11.00
144	5720	15.35	-5.60	22.86	11.00

Duty Cycle CF (dB)	0.00	**Included in Calculations of Corr'd PSD**

Output Power Results

Channel	Frequency (MHz)	Meas Power (dBm)	Total Corr'd Power (dBm)	Power Limit (dBm)	Power Margin (dB)
Low	5500	11.64	11.64	24.00	-12.36
Mid	5580	11.72	11.72	24.00	-12.28
High	5700	11.65	11.65	24.00	-12.35
144	5720	11.68	11.68	22.86	-11.18

PSD Results

Channel	Frequency (MHz)	Meas PSD (dBm/ 1MHz)	Total Corr'd PSD (dBm/ 1MHz)	PSD Limit (dBm/ 1MHz)	PSD Margin (dB)
Low	5500	9.41	9.41	11.00	-1.59
Mid	5580	9.74	9.74	11.00	-1.26
High	5700	9.50	9.50	11.00	-1.50
144	5720	-14.72	-14.72	11.00	-25.72

UL VERIFICATION SERVICES INC.
47173 Benicia Street, Fremont, CA 94538; USA TEL:(510) 319-4000 FAX:(510) 661-0888
This report shall not be reproduced except in full, without the written approval of UL Verification Services Inc.

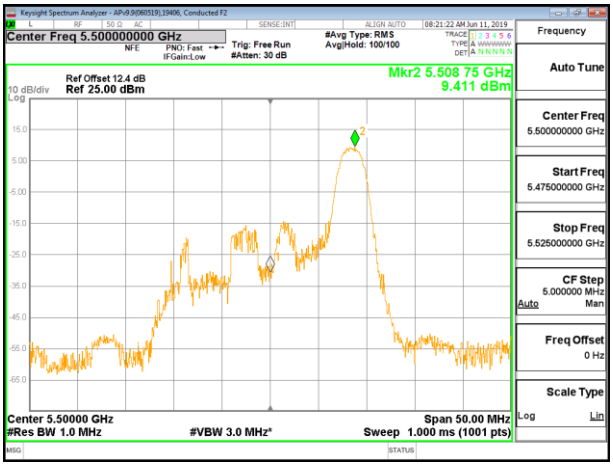

LOW CHANNEL

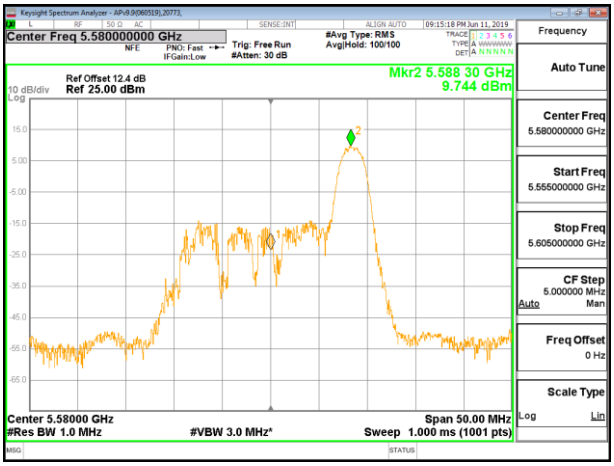

MID CHANNEL

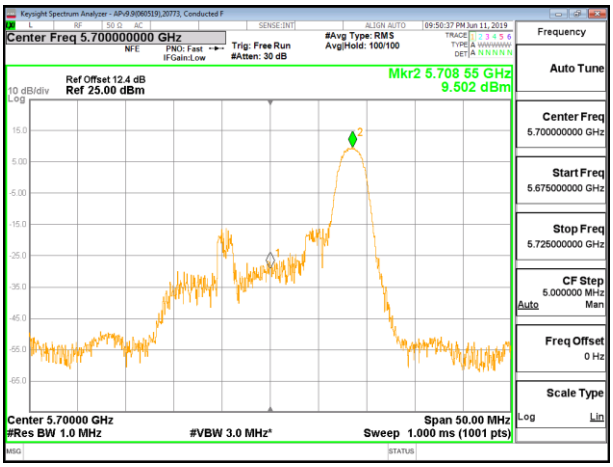

HIGH CHANNEL

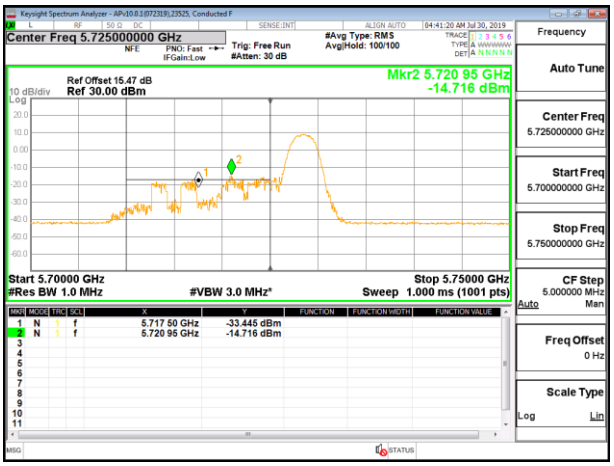

CHANNEL 144

UL VERIFICATION SERVICES INC.
47173 Benicia Street, Fremont, CA 94538; USA TEL:(510) 319-4000 FAX:(510) 661-0888
This report shall not be reproduced except in full, without the written approval of UL Verification Services Inc.

2TX Antenna 6 + Antenna 5 OFDMA MODE – 242-Tones, RU Index 61 (FCC)

Bandwidth, Antenna Gain, and Limits

Channel	Frequency (MHz)	Min 26 dB BW (MHz)	Directional Gain for Power (dBi)	Directional Gain for PSD (dBi)	Power Limit (dBm)	PSD Limit (dBm/ 1MHz)
Low	5500	21.85	-4.17	-1.25	24.00	11.00
Mid	5580	21.90	-4.17	-1.25	24.00	11.00
High	5700	21.90	-4.17	-1.25	24.00	11.00
144	5720	15.95	-4.17	-1.25	23.03	11.00

Duty Cycle CF (dB)	0.00	**Included in Calculations of Corr'd PSD**

Output Power Results

Channel	Frequency (MHz)	Antenna 6 Meas Power (dBm)	Antenna 5 Meas Power (dBm)	Total Corr'd Power (dBm)	Power Limit (dBm)	Power Margin (dB)
Low	5500	16.66	16.71	19.70	24.00	-4.30
Mid	5580	17.69	17.64	20.68	24.00	-3.32
High	5700	15.70	15.64	18.68	24.00	-5.32
144	5720	17.73	17.69	20.72	23.03	-2.31

PSD Results

Channel	Frequency (MHz)	Antenna 6 Meas PSD (dBm/ 1MHz)	Antenna 5 Meas PSD (dBm/ 1MHz)	Total Corr'd PSD (dBm/ 1MHz)	PSD Limit (dBm/ 1MHz)	PSD Margin (dB)
Low	5500	6.66	6.82	9.75	11.00	-1.25
Mid	5580	7.69	7.48	10.60	11.00	-0.40
High	5700	5.39	5.44	8.43	11.00	-2.57
144	5720	7.39	7.35	10.38	11.00	-0.62

UL VERIFICATION SERVICES INC.
47173 Benicia Street, Fremont, CA 94538; USA TEL:(510) 319-4000 FAX:(510) 661-0888
This report shall not be reproduced except in full, without the written approval of UL Verification Services Inc.

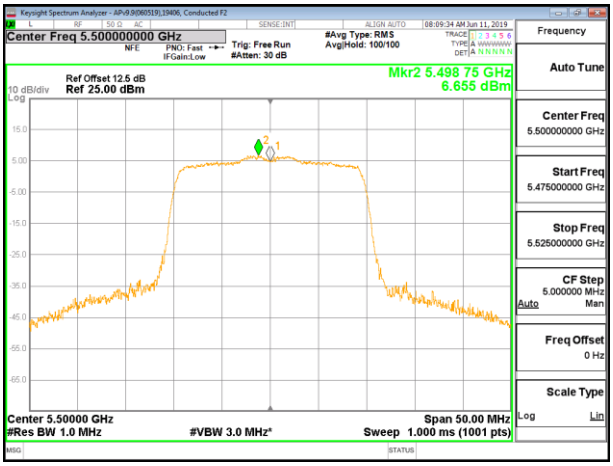

LOW CHANNEL ANT 6

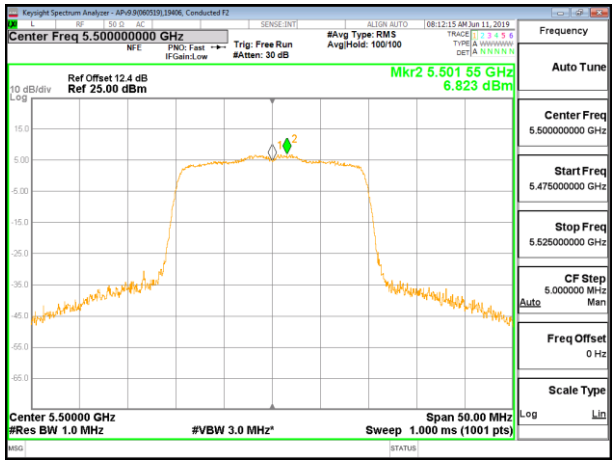

LOW CHANNEL ANT 5

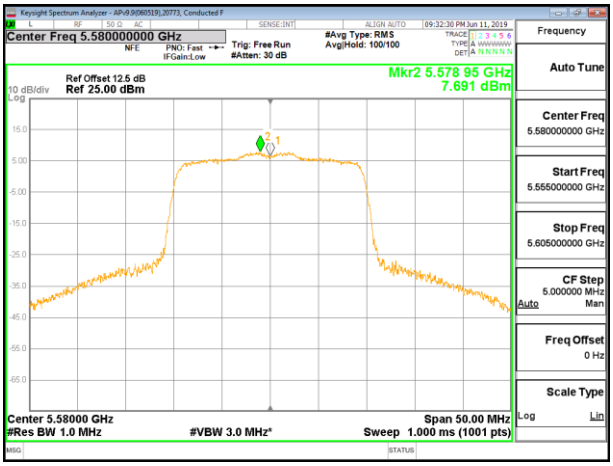

MID CHANNEL ANT 6

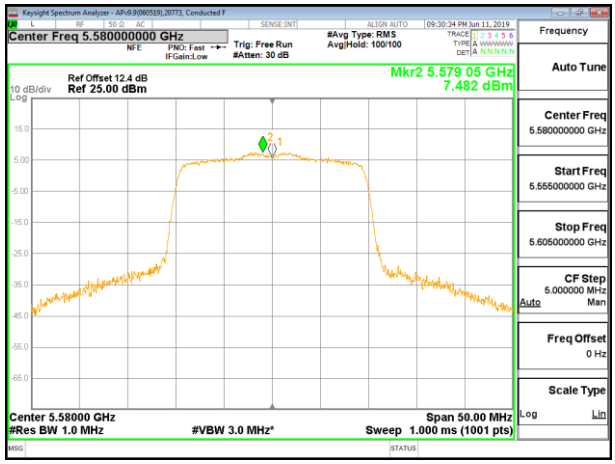

MID CHANNEL ANT 5

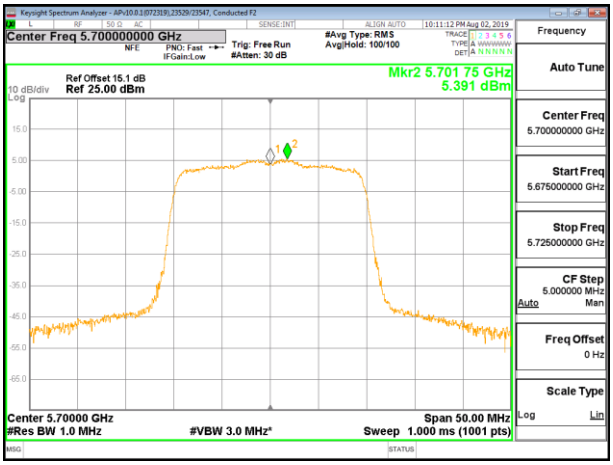

HIGH CHANNEL ANT 6

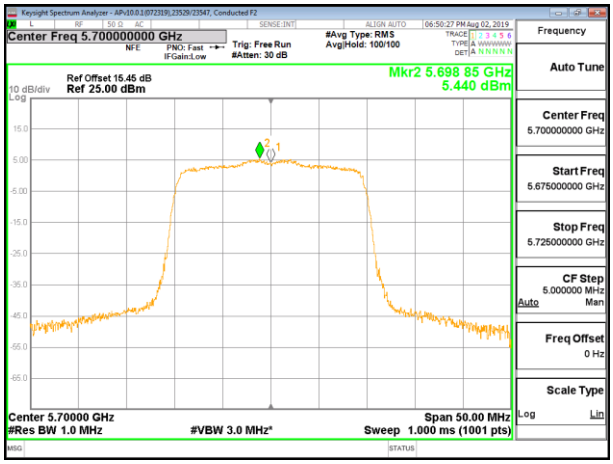

HIGH CHANNEL ANT 5

UL VERIFICATION SERVICES INC.
47173 Benicia Street, Fremont, CA 94538; USA TEL:(510) 319-4000 FAX:(510) 661-0888
This report shall not be reproduced except in full, without the written approval of UL Verification Services Inc.

CHANNEL 144 ANT 6

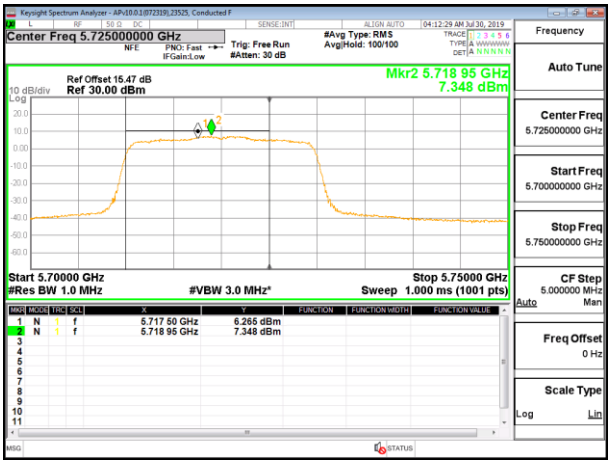

CHANNEL 144 ANT 5

UL VERIFICATION SERVICES INC.
47173 Benicia Street, Fremont, CA 94538; USA TEL:(510) 319-4000 FAX:(510) 661-0888
This report shall not be reproduced except in full, without the written approval of UL Verification Services Inc.