1TX Antenna 5 MODE – 26-Tones, RU Index 17 (FCC)

Antenna Gain and Limit

Channel	Frequency (MHz)	Directional Gain (dBi)	Power Limit (dBm)	PSD Limit (dBm/ 500KHz)
Low	5755	-9.40	30.00	30.00
High	5795	-9.40	30.00	30.00
142	5710	-9.40	30.00	30.00

Duty Cycle CF (dB)	0.00	Included in Calculations of Corr'd PSD

Output Power Results

Channel	Frequency (MHz)	Meas Power (dBm)	Total Corr'd Power (dBm)	Power Limit (dBm)	Power Margin (dB)
Low	5755	21.19	21.19	30.00	-8.81
High	5795	21.25	21.25	30.00	-8.75

PSD Results

Channel	Frequency (MHz)	Meas PSD (dBm)	Total Corr'd PSD (dBm)	PSD Limit (dBm)	PSD Margin (dB)
Low	5755	15.78	15.78	30.00	-14.22
High	5795	15.75	15.75	30.00	-14.25
142	5710	7.96	7.96	30.00	-22.04

UL VERIFICATION SERVICES INC.
47173 Benicia Street, Fremont, CA 94538; USA TEL:(510) 319-4000 FAX:(510) 661-0888
This report shall not be reproduced except in full, without the written approval of UL Verification Services Inc.

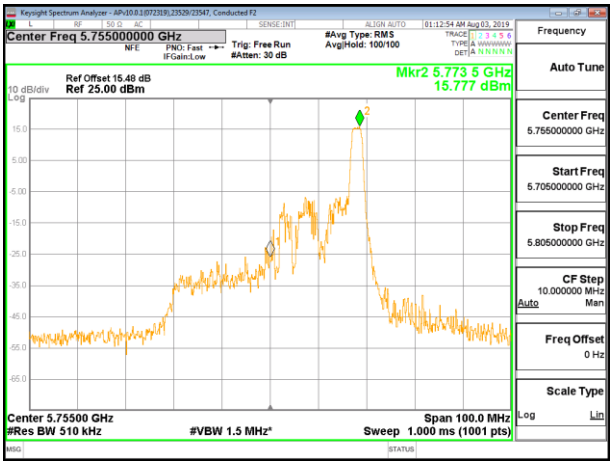

LOW CHANNEL

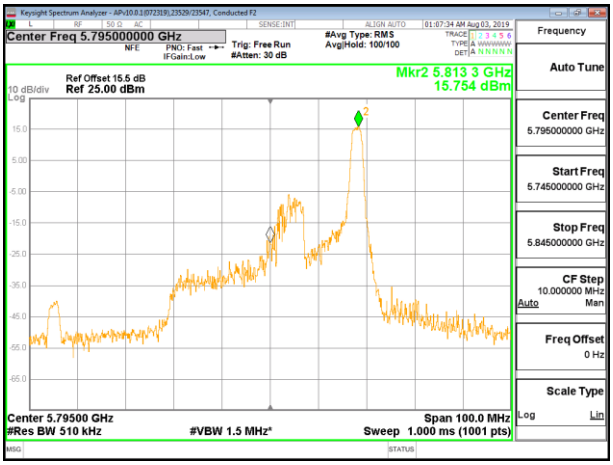

HIGH CHANNEL

CHANNEL 142

UL VERIFICATION SERVICES INC.
47173 Benicia Street, Fremont, CA 94538; USA TEL:(510) 319-4000 FAX:(510) 661-0888
This report shall not be reproduced except in full, without the written approval of UL Verification Services Inc.

2TX Antenna 6 + Antenna 5 OFDMA MODE – 484-Tones, RU Index 65 (FCC)

Antenna Gain and Limit

Channel	Frequency (MHz)	Directional Gain For Power (dBi)	Directional Gain For PSD (dBi)	Power Limit (dBm)	PSD Limit (dBm/ 500KHz)
Low	5755	-6.81	-4.04	30.00	30.00
High	5795	-6.81	-4.04	30.00	30.00
142	5710	-6.81	-4.04	30.00	30.00

Duty Cycle CF (dB)	0.00	**Included in Calculations of Corr'd PSD**

Output Power Results

Channel	Frequency (MHz)	Antenna 6 Meas Power (dBm)	Antenna 5 Meas Power (dBm)	Total Corr'd Power (dBm)	Power Limit (dBm)	Power Margin (dB)
Low	5755	21.23	21.14	24.20	30.00	-5.80
High	5795	21.18	21.16	24.18	30.00	-5.82

PSD Results

Channel	Frequency (MHz)	Antenna 6 Meas PSD (dBm/ 500KHz)	Antenna 5 Meas PSD (dBm/ 500KHz)	Total Corr'd PSD (dBm/ 500KHz)	PSD Limit (dBm/ 500KHz)	PSD Margin (dB)
Low	5755	5.25	5.71	8.50	30.00	-21.50
High	5795	5.12	5.34	8.24	30.00	-21.76
142	5710	2.08	1.87	4.99	30.00	-25.01

UL VERIFICATION SERVICES INC.
47173 Benicia Street, Fremont, CA 94538; USA TEL:(510) 319-4000 FAX:(510) 661-0888
This report shall not be reproduced except in full, without the written approval of UL Verification Services Inc.

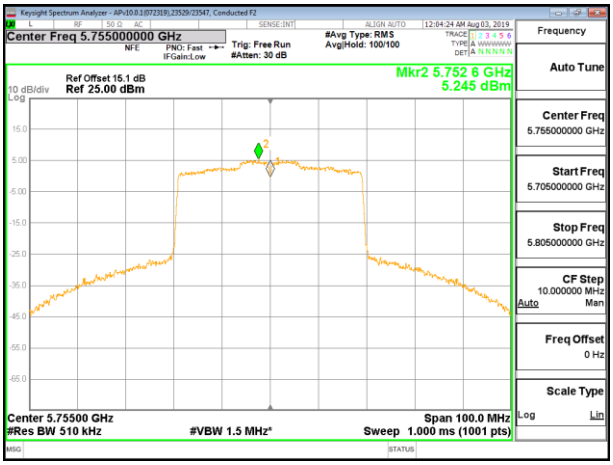

LOW CHANNEL ANT 6

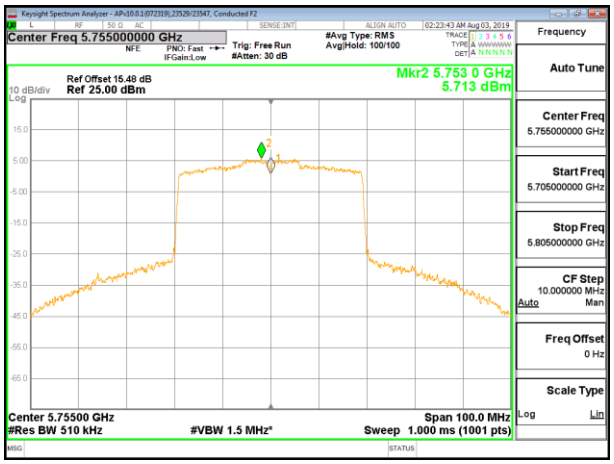

LOW CHANNEL ANT 5

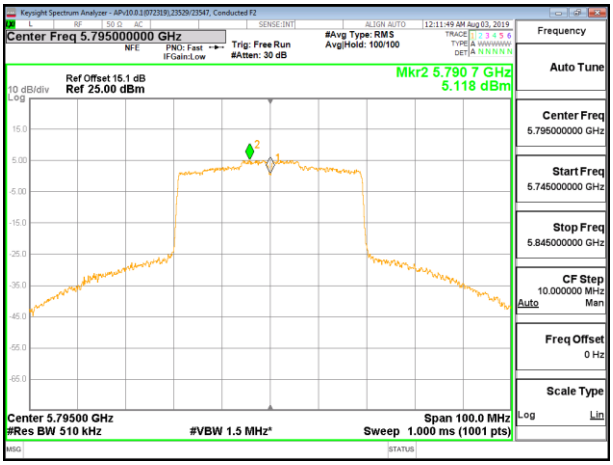

HIGH CHANNEL ANT 6

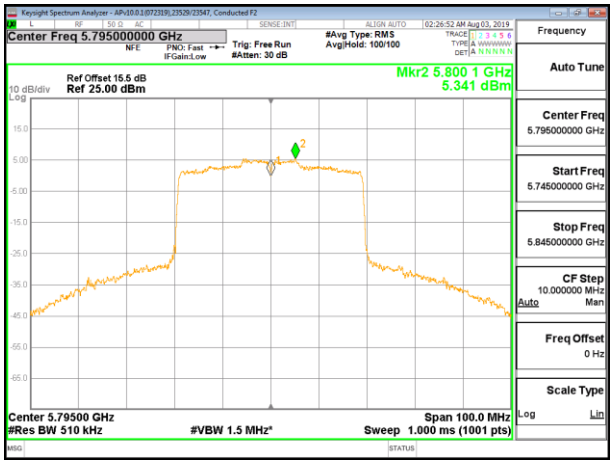

HIGH CHANNEL ANT 5

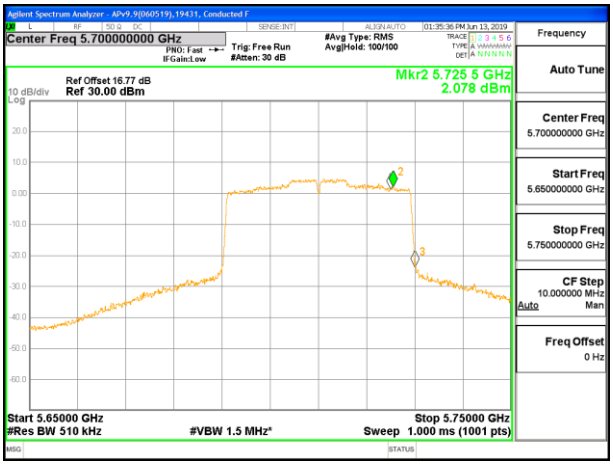

CHANNEL 142 ANT 6

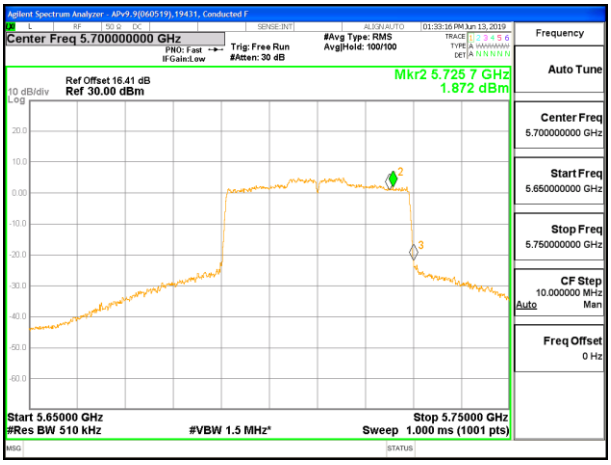

CHANNEL 142 ANT 5

UL VERIFICATION SERVICES INC.
47173 Benicia Street, Fremont, CA 94538; USA TEL:(510) 319-4000 FAX:(510) 661-0888
This report shall not be reproduced except in full, without the written approval of UL Verification Services Inc.

2TX Antenna 6 + Antenna 5 OFDMA MODE – 26-Tones, RU Index 0 (FCC)

Antenna Gain and Limit

Channel	Frequency (MHz)	Directional Gain For Power (dBi)	Directional Gain For PSD (dBi)	Power Limit (dBm)	PSD Limit (dBm/ 500KHz)
Low	5755	-6.81	-4.04	30.00	30.00
High	5795	-6.81	-4.04	30.00	30.00
142	5710	-6.81	-4.04	30.00	30.00

Duty Cycle CF (dB)	0.00	**Included in Calculations of Corr'd PSD**

Output Power Results

Channel	Frequency (MHz)	Antenna 6 Meas Power (dBm)	Antenna 5 Meas Power (dBm)	Total Corr'd Power (dBm)	Power Limit (dBm)	Power Margin (dB)
Low	5755	21.19	21.20	24.21	30.00	-5.79
High	5795	21.23	21.16	24.21	30.00	-5.79

PSD Results

Channel	Frequency (MHz)	Antenna 6 Meas PSD (dBm/ 500KHz)	Antenna 5 Meas PSD (dBm/ 500KHz)	Total Corr'd PSD (dBm/ 500KHz)	PSD Limit (dBm/ 500KHz)	PSD Margin (dB)
Low	5755	16.03	15.95	19.00	30.00	-11.00
High	5795	16.10	15.73	18.93	30.00	-11.07
142	5710	-38.85	-39.83	-36.30	30.00	-66.30

UL VERIFICATION SERVICES INC.
47173 Benicia Street, Fremont, CA 94538; USA TEL:(510) 319-4000 FAX:(510) 661-0888
This report shall not be reproduced except in full, without the written approval of UL Verification Services Inc.

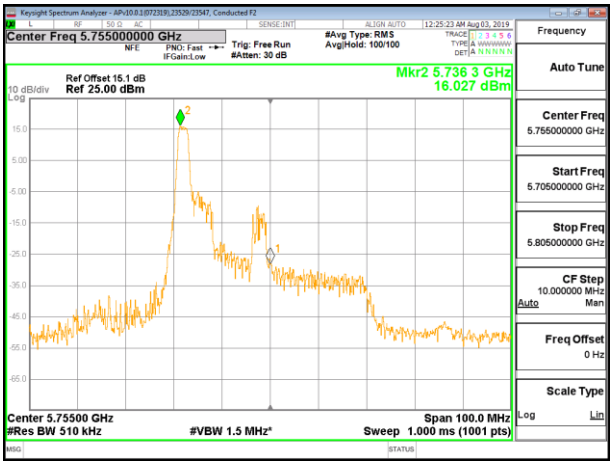

LOW CHANNEL ANT 6

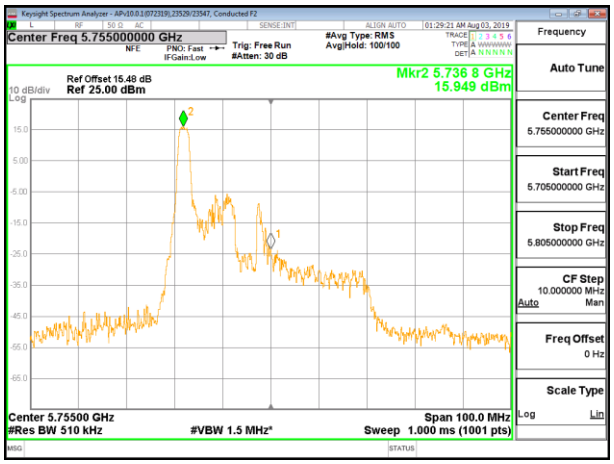

LOW CHANNEL ANT 5

HIGH CHANNEL ANT 6

HIGH CHANNEL ANT 5

CHANNEL 142 ANT 6

CHANNEL 142 ANT 5

UL VERIFICATION SERVICES INC.
47173 Benicia Street, Fremont, CA 94538; USA TEL:(510) 319-4000 FAX:(510) 661-0888
This report shall not be reproduced except in full, without the written approval of UL Verification Services Inc.

2TX Antenna 6 + Antenna 5 OFDMA MODE – 26-Tones, RU Index 8 (FCC)

Antenna Gain and Limit

Channel	Frequency (MHz)	Directional Gain For Power (dBi)	Directional Gain For PSD (dBi)	Power Limit (dBm)	PSD Limit (dBm/ 500KHz)
Low	5755	-6.81	-4.04	30.00	30.00
High	5795	-6.81	-4.04	30.00	30.00
142	5710	-6.81	-4.04	30.00	30.00

Duty Cycle CF (dB)	0.00	**Included in Calculations of Corr'd PSD**

Output Power Results

Channel	Frequency (MHz)	Antenna 6 Meas Power (dBm)	Antenna 5 Meas Power (dBm)	Total Corr'd Power (dBm)	Power Limit (dBm)	Power Margin (dB)
Low	5755	21.25	21.21	24.24	30.00	-5.76
High	5795	21.13	21.18	24.17	30.00	-5.83

PSD Results

Channel	Frequency (MHz)	Antenna 6 Meas PSD (dBm/ 500KHz)	Antenna 5 Meas PSD (dBm/ 500KHz)	Total Corr'd PSD (dBm/ 500KHz)	PSD Limit (dBm/ 500KHz)	PSD Margin (dB)
Low	5755	15.99	15.99	19.00	30.00	-11.00
High	5795	15.77	16.70	19.27	30.00	-10.73
142	5710	-38.09	-38.58	-35.32	30.00	-65.32

UL VERIFICATION SERVICES INC.
47173 Benicia Street, Fremont, CA 94538; USA TEL:(510) 319-4000 FAX:(510) 661-0888
This report shall not be reproduced except in full, without the written approval of UL Verification Services Inc.

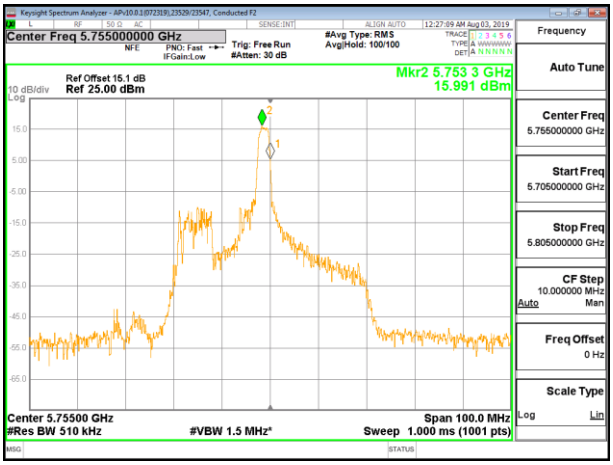

LOW CHANNEL ANT 6

LOW CHANNEL ANT 5

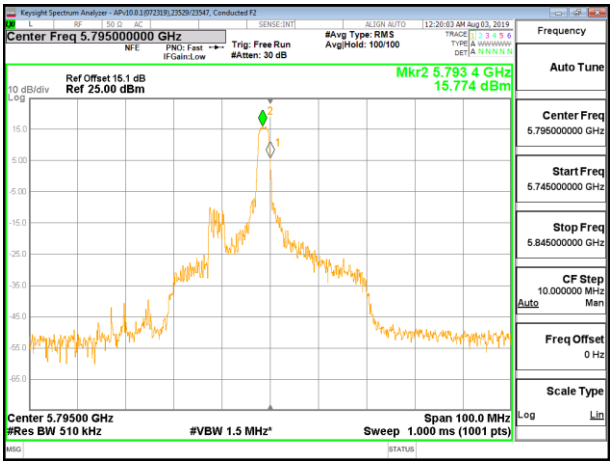

HIGH CHANNEL ANT 6

HIGH CHANNEL ANT 5

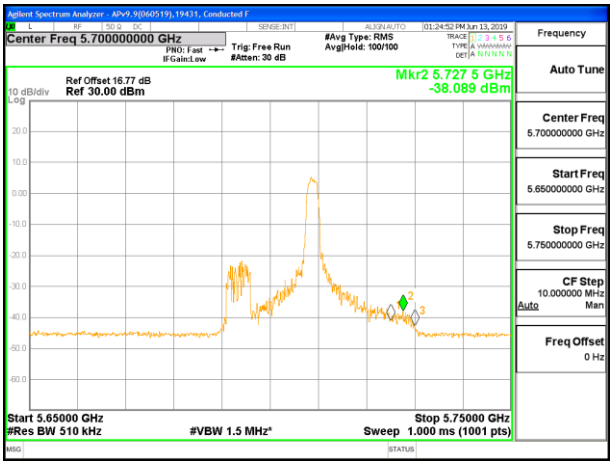

CHANNEL 142 ANT 6

CHANNEL 142 ANT 5

UL VERIFICATION SERVICES INC.
47173 Benicia Street, Fremont, CA 94538; USA TEL:(510) 319-4000 FAX:(510) 661-0888
This report shall not be reproduced except in full, without the written approval of UL Verification Services Inc.

2TX Antenna 6 + Antenna 5 OFDMA MODE – 26-Tones, RU Index 17 (FCC)

Antenna Gain and Limit

Channel	Frequency (MHz)	Directional Gain For Power (dBi)	Directional Gain For PSD (dBi)	Power Limit (dBm)	PSD Limit (dBm/ 500KHz)
Low	5755	-6.81	-4.04	30.00	30.00
High	5795	-6.81	-4.04	30.00	30.00
142	5710	-6.81	-4.04	30.00	30.00

Duty Cycle CF (dB)	0.00	**Included in Calculations of Corr'd PSD**

Output Power Results

Channel	Frequency (MHz)	Antenna 6 Meas Power (dBm)	Antenna 5 Meas Power (dBm)	Total Corr'd Power (dBm)	Power Limit (dBm)	Power Margin (dB)
Low	5755	21.19	21.21	24.21	30.00	-5.79
High	5795	21.17	21.12	24.16	30.00	-5.84

PSD Results

Channel	Frequency (MHz)	Antenna 6 Meas PSD (dBm/ 500KHz)	Antenna 5 Meas PSD (dBm/ 500KHz)	Total Corr'd PSD (dBm/ 500KHz)	PSD Limit (dBm/ 500KHz)	PSD Margin (dB)
Low	5755	15.82	15.60	18.72	30.00	-11.28
High	5795	15.95	16.22	19.09	30.00	-10.91
142	5710	5.00	4.78	7.90	30.00	-22.10

UL VERIFICATION SERVICES INC.
47173 Benicia Street, Fremont, CA 94538; USA TEL:(510) 319-4000 FAX:(510) 661-0888
This report shall not be reproduced except in full, without the written approval of UL Verification Services Inc.

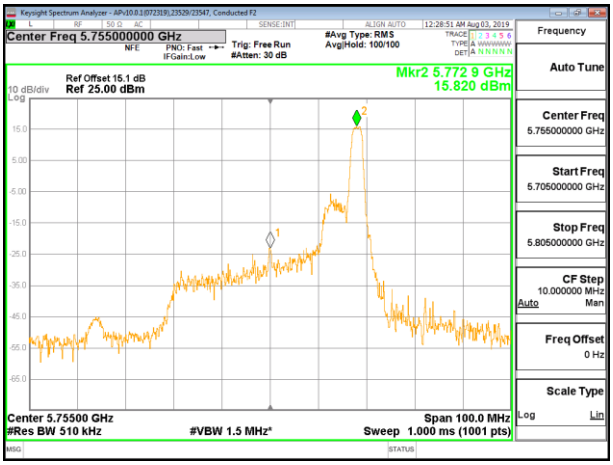

LOW CHANNEL ANT 6

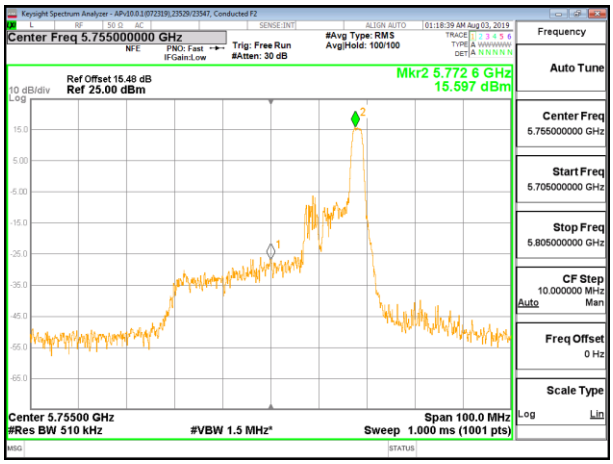

LOW CHANNEL ANT 5

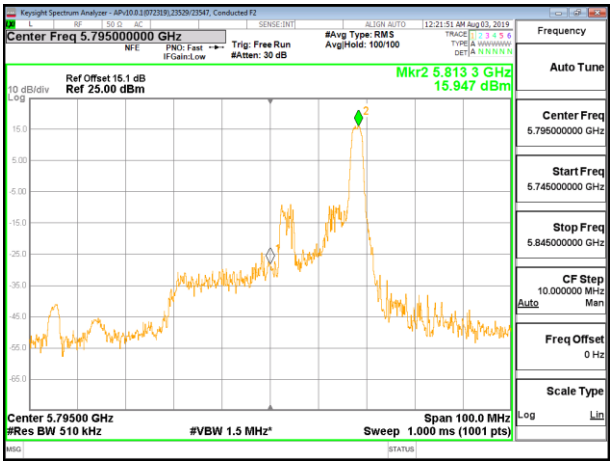

HIGH CHANNEL ANT 6

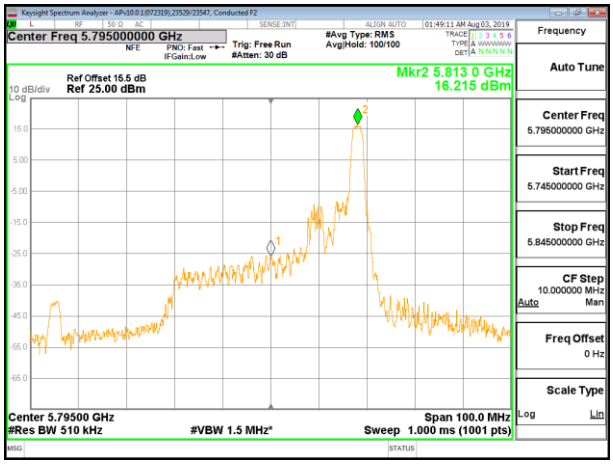

HIGH CHANNEL ANT 5

CHANNEL 142 ANT 6

CHANNEL 142 ANT 5

UL VERIFICATION SERVICES INC.
47173 Benicia Street, Fremont, CA 94538; USA TEL:(510) 319-4000 FAX:(510) 661-0888
This report shall not be reproduced except in full, without the written approval of UL Verification Services Inc.

8.5.24. 802.11ax HE80 MODE IN THE 5.8 GHz BAND

1TX Antenna 6 MODE – 996-Tones, RU Index 67 (FCC)

Antenna Gain and Limit

Channel	Frequency (MHz)	Directional Gain (dBi)	Power Limit (dBm)	PSD Limit (dBm/ 500KHz)
Mid	5775	-5.20	30.00	30.00
138	5690	-5.20	30.00	30.00

Duty Cycle CF (dB)	0.00	Included in Calculations of Corr'd PSD

Output Power Results

Channel	Frequency (MHz)	Meas Power (dBm)	Total Corr'd Power (dBm)	Power Limit (dBm)	Power Margin (dB)
Mid	5775	21.22	21.22	30.00	-8.78

PSD Results

Channel	Frequency (MHz)	Meas PSD (dBm/ 500KHz)	Total Corr'd PSD (dBm/ 500KHz)	PSD Limit (dBm/ 500KHz)	PSD Margin (dB)
Mid	5775	2.92	2.92	30.00	-27.08
138	5690	-0.86	-0.86	30.00	-30.86

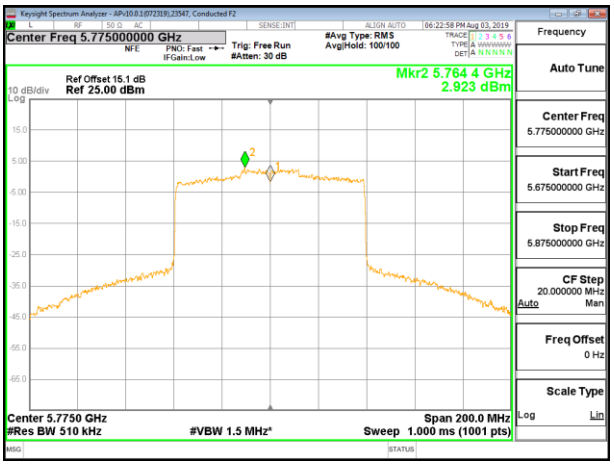

MID CHANNEL

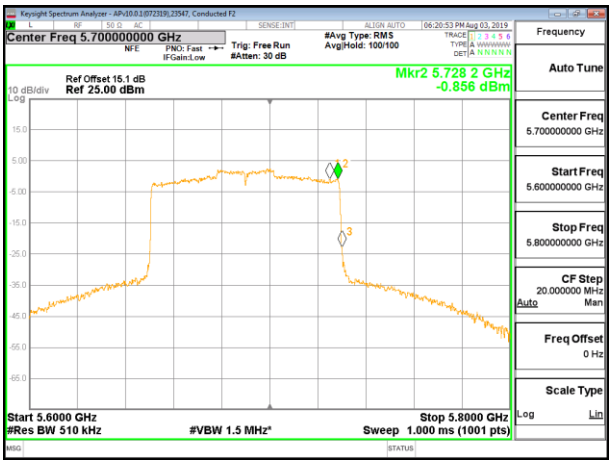

CHANNEL 138

UL VERIFICATION SERVICES INC.
47173 Benicia Street, Fremont, CA 94538; USA TEL:(510) 319-4000 FAX:(510) 661-0888
This report shall not be reproduced except in full, without the written approval of UL Verification Services Inc.

1TX Antenna 6 MODE – 26-Tones, RU Index 0 (FCC)

Antenna Gain and Limit

Channel	Frequency (MHz)	Directional Gain (dBi)	Power Limit (dBm)	PSD Limit (dBm/ 500KHz)
Mid	5775	-5.20	30.00	30.00
138	5690	-5.20	30.00	30.00

Duty Cycle CF (dB)	0.00	Included in Calculations of Corr'd PSD

Output Power Results

Channel	Frequency (MHz)	Meas Power (dBm)	Total Corr'd Power (dBm)	Power Limit (dBm)	Power Margin (dB)
Mid	5775	21.17	21.17	30.00	-8.83

PSD Results

Channel	Frequency (MHz)	Meas PSD (dBm/ 500KHz)	Total Corr'd PSD (dBm/ 500KHz)	PSD Limit (dBm/ 500KHz)	PSD Margin (dB)
Mid	5775	16.03	16.03	30.00	-13.97
138	5690	-40.25	-40.25	30.00	-70.25

MID CHANNEL

CHANNEL 138

UL VERIFICATION SERVICES INC.
47173 Benicia Street, Fremont, CA 94538; USA TEL:(510) 319-4000 FAX:(510) 661-0888
This report shall not be reproduced except in full, without the written approval of UL Verification Services Inc.

1TX Antenna 6 MODE – 26-Tones, RU Index 18 (FCC)

Antenna Gain and Limit

Channel	Frequency (MHz)	Directional Gain (dBi)	Power Limit (dBm)	PSD Limit (dBm/ 500KHz)
Mid	5775	-5.20	30.00	30.00
138	5690	-5.20	30.00	30.00

Duty Cycle CF (dB)	0.00	Included in Calculations of Corr'd PSD

Output Power Results

Channel	Frequency (MHz)	Meas Power (dBm)	Total Corr'd Power (dBm)	Power Limit (dBm)	Power Margin (dB)
Mid	5775	21.15	21.15	30.00	-8.85

PSD Results

Channel	Frequency (MHz)	Meas PSD (dBm/ 500KHz)	Total Corr'd PSD (dBm/ 500KHz)	PSD Limit (dBm/ 500KHz)	PSD Margin (dB)
Mid	5775	15.88	15.88	30.00	-14.13
138	5690	-39.72	-39.72	30.00	-69.72

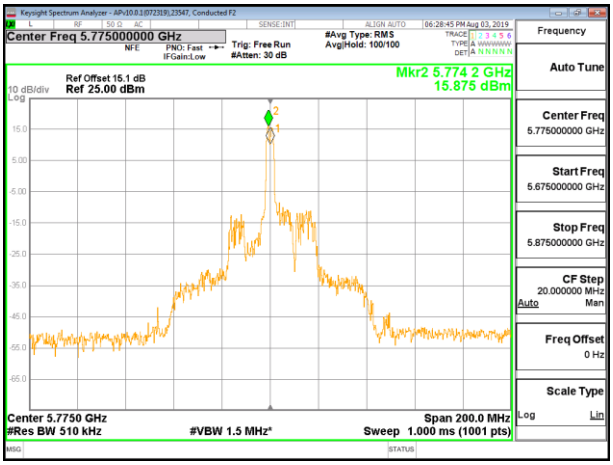

MID CHANNEL

CHANNEL 138

UL VERIFICATION SERVICES INC.
47173 Benicia Street, Fremont, CA 94538; USA TEL:(510) 319-4000 FAX:(510) 661-0888
This report shall not be reproduced except in full, without the written approval of UL Verification Services Inc.

1TX Antenna 6 MODE – 26-Tones, RU Index 36 (FCC)

Antenna Gain and Limit

Channel	Frequency (MHz)	Directional Gain (dBi)	Power Limit (dBm)	PSD Limit (dBm/ 500KHz)
Mid	5775	-5.20	30.00	30.00
138	5690	-5.20	30.00	30.00

Duty Cycle CF (dB)	0.00	Included in Calculations of Corr'd PSD

Output Power Results

Channel	Frequency (MHz)	Meas Power (dBm)	Total Corr'd Power (dBm)	Power Limit (dBm)	Power Margin (dB)
Mid	5775	21.22	21.22	30.00	-8.78

PSD Results

Channel	Frequency (MHz)	Meas PSD (dBm/ 500KHz)	Total Corr'd PSD (dBm/ 500KHz)	PSD Limit (dBm/ 500KHz)	PSD Margin (dB)
Mid	5775	16.17	16.17	30.00	-13.83
138	5690	7.94	7.94	30.00	-22.06

MID CHANNEL

CHANNEL 138

UL VERIFICATION SERVICES INC.
47173 Benicia Street, Fremont, CA 94538; USA TEL:(510) 319-4000 FAX:(510) 661-0888
This report shall not be reproduced except in full, without the written approval of UL Verification Services Inc.

1TX Antenna 5 MODE – 996-Tones, RU Index 67 (FCC)

Antenna Gain and Limit

Channel	Frequency (MHz)	Directional Gain (dBi)	Power Limit (dBm)	PSD Limit (dBm/ 500KHz)
Mid	5775	-9.40	30.00	30.00
138	5690	-9.40	30.00	30.00

Duty Cycle CF (dB)	0.00	Included in Calculations of Corr'd PSD

Output Power Results

Channel	Frequency (MHz)	Meas Power (dBm)	Total Corr'd Power (dBm)	Power Limit (dBm)	Power Margin (dB)
Mid	5775	21.20	21.20	30.00	-8.80

PSD Results

Channel	Frequency (MHz)	Meas PSD (dBm/ 500KHz)	Total Corr'd PSD (dBm/ 500KHz)	PSD Limit (dBm/ 500KHz)	PSD Margin (dB)
Mid	5775	2.60	2.60	30.00	-27.40
138	5690	-0.97	-0.97	30.00	-30.97

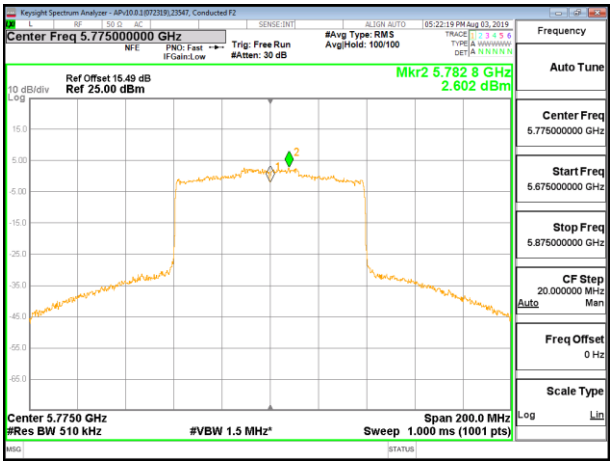

MID CHANNEL

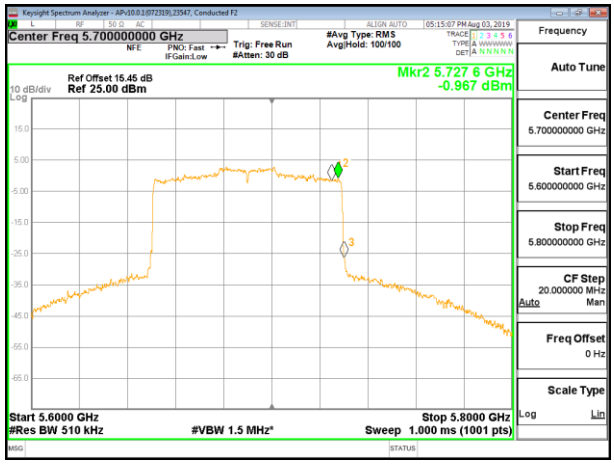

CHANNEL 138

UL VERIFICATION SERVICES INC.
47173 Benicia Street, Fremont, CA 94538; USA TEL:(510) 319-4000 FAX:(510) 661-0888
This report shall not be reproduced except in full, without the written approval of UL Verification Services Inc.

1TX Antenna 5 MODE – 26-Tones, RU Index 0 (FCC)

Antenna Gain and Limit

Channel	Frequency (MHz)	Directional Gain (dBi)	Power Limit (dBm)	PSD Limit (dBm/ 500KHz)
Mid	5775	-9.40	30.00	30.00
138	5690	-9.40	30.00	30.00

Duty Cycle CF (dB)	0.00	Included in Calculations of Corr'd PSD

Output Power Results

Channel	Frequency (MHz)	Meas Power (dBm)	Total Corr'd Power (dBm)	Power Limit (dBm)	Power Margin (dB)
Mid	5775	21.12	21.12	30.00	-8.88

PSD Results

Channel	Frequency (MHz)	Meas PSD (dBm/ 500KHz)	Total Corr'd PSD (dBm/ 500KHz)	PSD Limit (dBm/ 500KHz)	PSD Margin (dB)
Mid	5775	16.60	16.60	30.00	-13.40
138	5690	-40.27	-40.27	30.00	-70.27

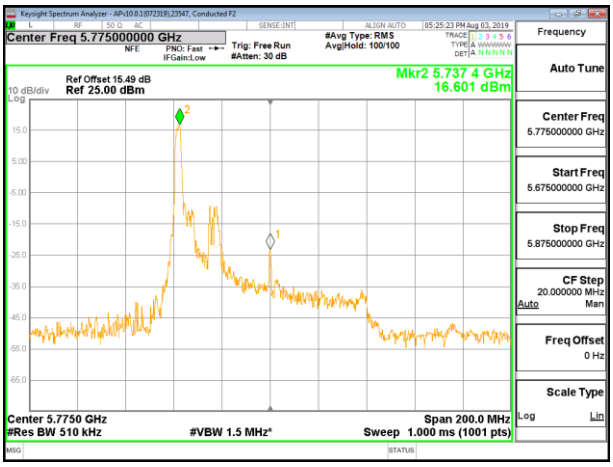

MID CHANNEL

CHANNEL 138

UL VERIFICATION SERVICES INC.
47173 Benicia Street, Fremont, CA 94538; USA TEL:(510) 319-4000 FAX:(510) 661-0888
This report shall not be reproduced except in full, without the written approval of UL Verification Services Inc.

1TX Antenna 5 MODE – 26-Tones, RU Index 18 (FCC)

Antenna Gain and Limit

Channel	Frequency (MHz)	Directional Gain (dBi)	Power Limit (dBm)	PSD Limit (dBm/ 500KHz)
Mid	5775	-9.40	30.00	30.00
138	5690	-9.40	30.00	30.00

Duty Cycle CF (dB)	0.00	Included in Calculations of Corr'd PSD

Output Power Results

Channel	Frequency (MHz)	Meas Power (dBm)	Total Corr'd Power (dBm)	Power Limit (dBm)	Power Margin (dB)
Mid	5775	21.11	21.11	30.00	-8.89

PSD Results

Channel	Frequency (MHz)	Meas PSD (dBm/ 500KHz)	Total Corr'd PSD (dBm/ 500KHz)	PSD Limit (dBm/ 500KHz)	PSD Margin (dB)
Mid	5775	15.36	15.36	30.00	-14.64
138	5690	-40.01	-40.01	30.00	-70.01

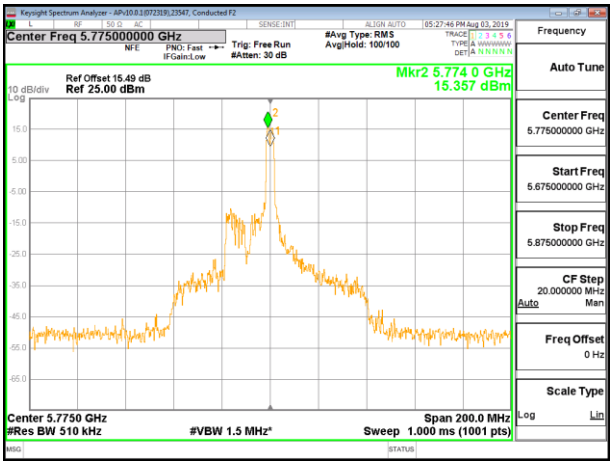

MID CHANNEL

CHANNEL 138

UL VERIFICATION SERVICES INC.
47173 Benicia Street, Fremont, CA 94538; USA TEL:(510) 319-4000 FAX:(510) 661-0888
This report shall not be reproduced except in full, without the written approval of UL Verification Services Inc.

1TX Antenna 5 MODE – 26-Tones, RU Index 36 (FCC)

Antenna Gain and Limit

Channel	Frequency (MHz)	Directional Gain (dBi)	Power Limit (dBm)	PSD Limit (dBm/ 500KHz)
Mid	5775	-9.40	30.00	30.00
138	5690	-9.40	30.00	30.00

Duty Cycle CF (dB)	0.00	Included in Calculations of Corr'd PSD

Output Power Results

Channel	Frequency (MHz)	Meas Power (dBm)	Total Corr'd Power (dBm)	Power Limit (dBm)	Power Margin (dB)
Mid	5775	21.19	21.19	30.00	-8.81

PSD Results

Channel	Frequency (MHz)	Meas PSD (dBm/ 500KHz)	Total Corr'd PSD (dBm/ 500KHz)	PSD Limit (dBm/ 500KHz)	PSD Margin (dB)
Mid	5775	16.46	16.46	30.00	-13.54
138	5690	7.59	7.59	30.00	-22.42

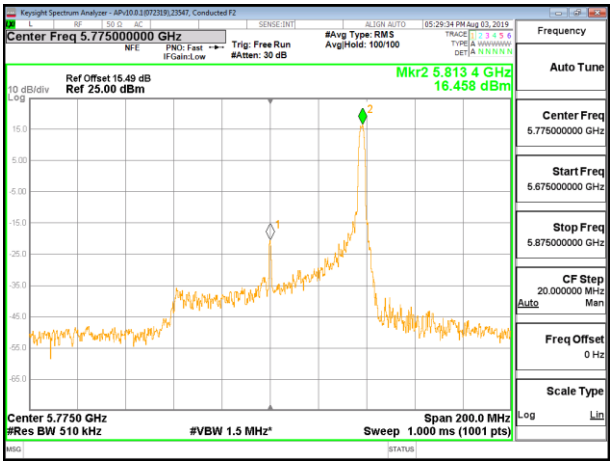

MID CHANNEL

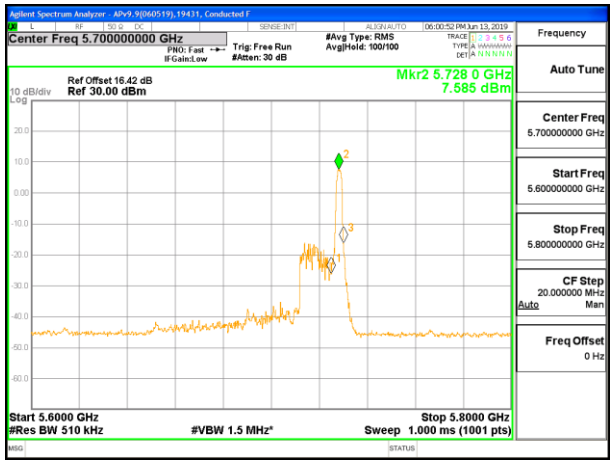

CHANNEL 138

UL VERIFICATION SERVICES INC.
47173 Benicia Street, Fremont, CA 94538; USA TEL:(510) 319-4000 FAX:(510) 661-0888
This report shall not be reproduced except in full, without the written approval of UL Verification Services Inc.

2TX Antenna 6 + Antenna 5 OFDMA MODE – 996-Tones, RU Index 67 (FCC)

Antenna Gain and Limit

Channel	Frequency (MHz)	Directional Gain For Power (dBi)	Directional Gain For PSD (dBi)	Power Limit (dBm)	PSD Limit (dBm/ 500KHz)
Mid	5755	-6.81	-4.04	30.00	30.00
138	5690	-6.81	-4.04	30.00	30.00

Duty Cycle CF (dB)	0.00	**Included in Calculations of Corr'd PSD**

Output Power Results

Channel	Frequency (MHz)	Antenna 6 Meas Power (dBm)	Antenna 5 Meas Power (dBm)	Total Corr'd Power (dBm)	Power Limit (dBm)	Power Margin (dB)
Mid	5755	19.68	19.71	22.71	30.00	-7.29

PSD Results

Channel	Frequency (MHz)	Antenna 6 Meas PSD (dBm/ 500KHz)	Antenna 5 Meas PSD (dBm/ 500KHz)	Total Corr'd PSD (dBm/ 500KHz)	PSD Limit (dBm/ 500KHz)	PSD Margin (dB)
Mid	5755	0.79	1.13	3.97	30.00	-26.03
138	5690	-1.57	-2.07	1.20	30.00	-28.80

UL VERIFICATION SERVICES INC.
47173 Benicia Street, Fremont, CA 94538; USA TEL:(510) 319-4000 FAX:(510) 661-0888
This report shall not be reproduced except in full, without the written approval of UL Verification Services Inc.

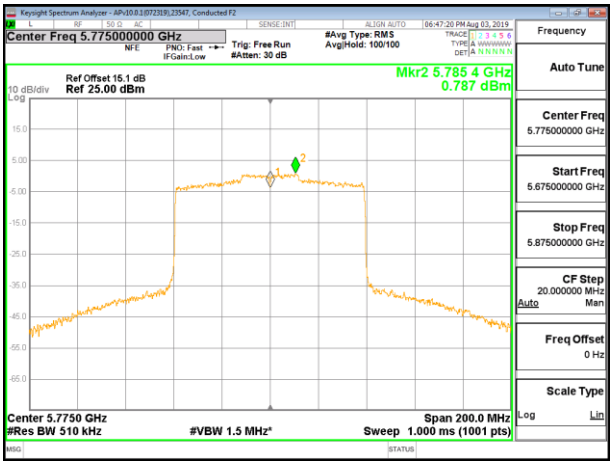

MID CHANNEL ANT 6

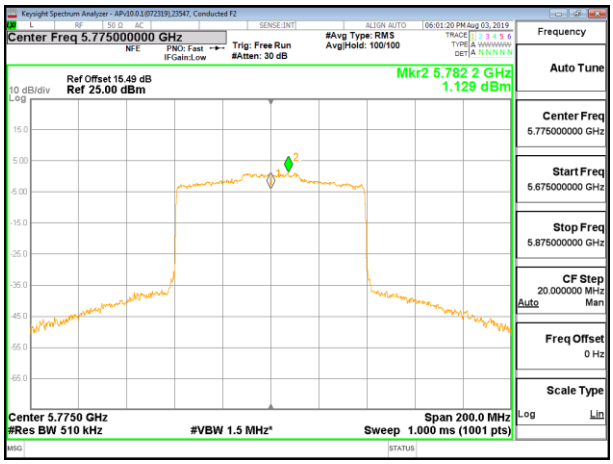

MID CHANNEL ANT 5

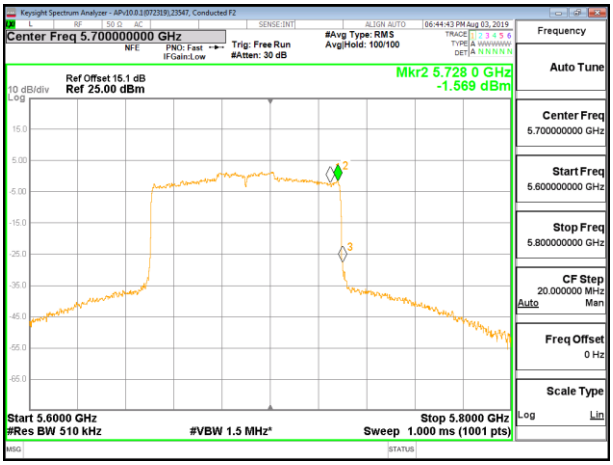

CHANNEL 138 ANT 6

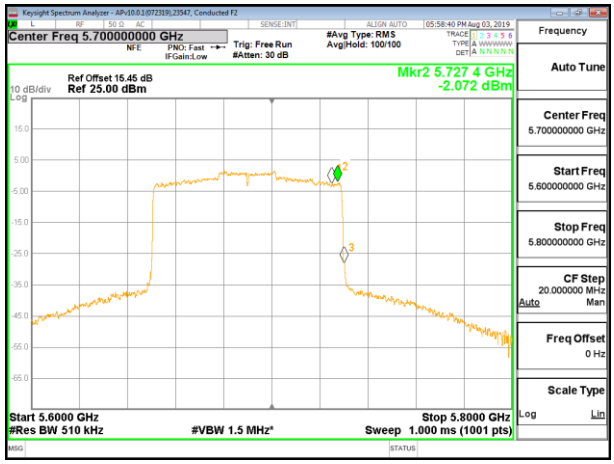

CHANNEL 138 ANT 5

UL VERIFICATION SERVICES INC.
47173 Benicia Street, Fremont, CA 94538; USA TEL:(510) 319-4000 FAX:(510) 661-0888
This report shall not be reproduced except in full, without the written approval of UL Verification Services Inc.

2TX Antenna 6 + Antenna 5 OFDMA MODE – 26-Tones, RU Index 0 (FCC)

Antenna Gain and Limit

Channel	Frequency (MHz)	Directional Gain For Power (dBi)	Directional Gain For PSD (dBi)	Power Limit (dBm)	PSD Limit (dBm/ 500KHz)
Mid	5755	-6.81	-4.04	30.00	30.00
138	5690	-6.81	-4.04	30.00	30.00

Duty Cycle CF (dB)	0.00	**Included in Calculations of Corr'd PSD**

Output Power Results

Channel	Frequency (MHz)	Antenna 6 Meas Power (dBm)	Antenna 5 Meas Power (dBm)	Total Corr'd Power (dBm)	Power Limit (dBm)	Power Margin (dB)
Mid	5755	19.68	19.67	22.69	30.00	-7.31

PSD Results

Channel	Frequency (MHz)	Antenna 6 Meas PSD (dBm/ 500KHz)	Antenna 5 Meas PSD (dBm/ 500KHz)	Total Corr'd PSD (dBm/ 500KHz)	PSD Limit (dBm/ 500KHz)	PSD Margin (dB)
Mid	5755	17.58	17.58	20.59	30.00	-9.41
138	5690	-42.10	-43.28	-39.64	30.00	-69.64

UL VERIFICATION SERVICES INC.
47173 Benicia Street, Fremont, CA 94538; USA TEL:(510) 319-4000 FAX:(510) 661-0888
This report shall not be reproduced except in full, without the written approval of UL Verification Services Inc.

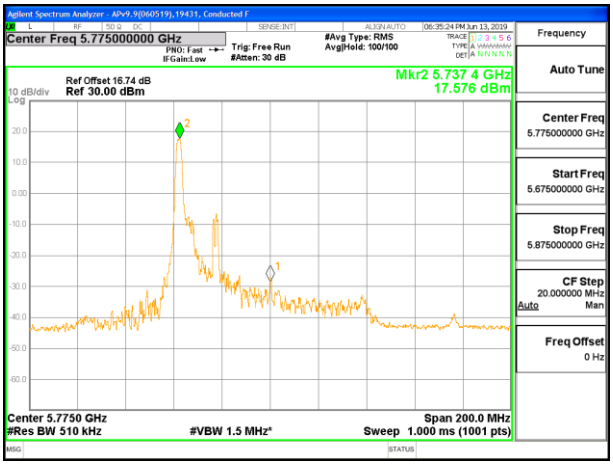

MID CHANNEL ANT 6

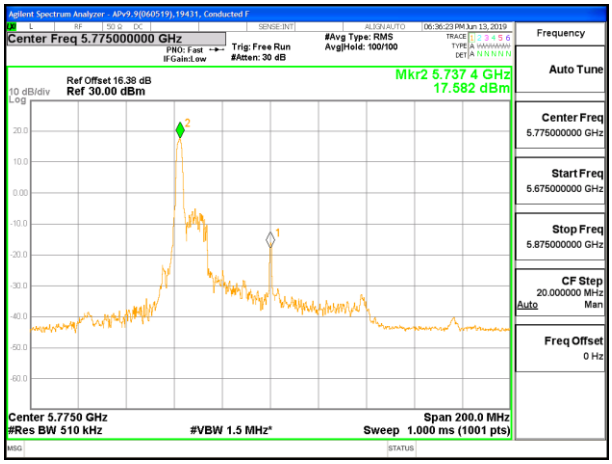

MID CHANNEL ANT 5

CHANNEL 138 ANT 6

CHANNEL 138 ANT 5

UL VERIFICATION SERVICES INC.
47173 Benicia Street, Fremont, CA 94538; USA TEL:(510) 319-4000 FAX:(510) 661-0888
This report shall not be reproduced except in full, without the written approval of UL Verification Services Inc.

2TX Antenna 6 + Antenna 5 OFDMA MODE – 26-Tones, RU Index 18 (FCC)

Antenna Gain and Limit

Channel	Frequency (MHz)	Directional Gain For Power (dBi)	Directional Gain For PSD (dBi)	Power Limit (dBm)	PSD Limit (dBm/ 500KHz)
Mid	5755	-6.81	-4.04	30.00	30.00
138	5690	-6.81	-4.04	30.00	30.00

Duty Cycle CF (dB)	0.00	**Included in Calculations of Corr'd PSD**

Output Power Results

Channel	Frequency (MHz)	Antenna 6 Meas Power (dBm)	Antenna 5 Meas Power (dBm)	Total Corr'd Power (dBm)	Power Limit (dBm)	Power Margin (dB)
Mid	5755	19.71	19.69	22.71	30.00	-7.29

PSD Results

Channel	Frequency (MHz)	Antenna 6 Meas PSD (dBm/ 500KHz)	Antenna 5 Meas PSD (dBm/ 500KHz)	Total Corr'd PSD (dBm/ 500KHz)	PSD Limit (dBm/ 500KHz)	PSD Margin (dB)
Mid	5755	17.69	17.59	20.65	30.00	-9.35
138	5690	-41.55	-42.64	-39.05	30.00	-69.05

UL VERIFICATION SERVICES INC.
47173 Benicia Street, Fremont, CA 94538; USA TEL:(510) 319-4000 FAX:(510) 661-0888
This report shall not be reproduced except in full, without the written approval of UL Verification Services Inc.

MID CHANNEL ANT 6

MID CHANNEL ANT 5

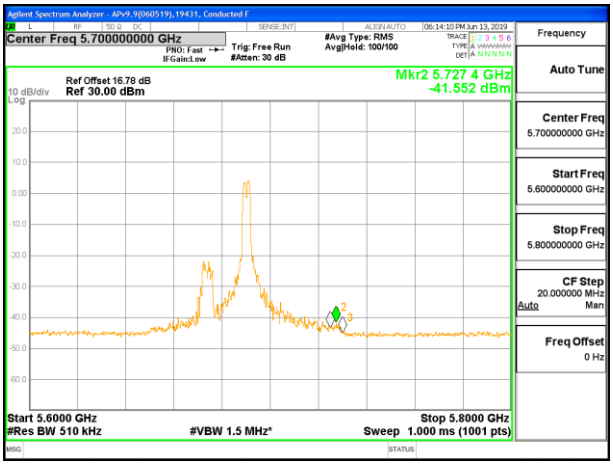

CHANNEL 138 ANT 6

CHANNEL 138 ANT 5

UL VERIFICATION SERVICES INC.
47173 Benicia Street, Fremont, CA 94538; USA TEL:(510) 319-4000 FAX:(510) 661-0888
This report shall not be reproduced except in full, without the written approval of UL Verification Services Inc.

2TX Antenna 6 + Antenna 5 OFDMA MODE – 26-Tones, RU Index 36 (FCC)

Antenna Gain and Limit

Channel	Frequency (MHz)	Directional Gain For Power (dBi)	Directional Gain For PSD (dBi)	Power Limit (dBm)	PSD Limit (dBm/ 500KHz)
Mid	5755	-6.81	-4.04	30.00	30.00
138	5690	-6.81	-4.04	30.00	30.00

Duty Cycle CF (dB)	0.00	Included in Calculations of Corr'd PSD

Output Power Results

Channel	Frequency (MHz)	Antenna 6 Meas Power (dBm)	Antenna 5 Meas Power (dBm)	Total Corr'd Power (dBm)	Power Limit (dBm)	Power Margin (dB)
Mid	5755	19.72	19.64	22.69	30.00	-7.31

PSD Results

Channel	Frequency (MHz)	Antenna 6 Meas PSD (dBm/ 500KHz)	Antenna 5 Meas PSD (dBm/ 500KHz)	Total Corr'd PSD (dBm/ 500KHz)	PSD Limit (dBm/ 500KHz)	PSD Margin (dB)
Mid	5755	17.79	17.39	20.60	30.00	-9.40
138	5690	4.97	4.92	7.95	30.00	-22.05

UL VERIFICATION SERVICES INC.
47173 Benicia Street, Fremont, CA 94538; USA TEL:(510) 319-4000 FAX:(510) 661-0888
This report shall not be reproduced except in full, without the written approval of UL Verification Services Inc.

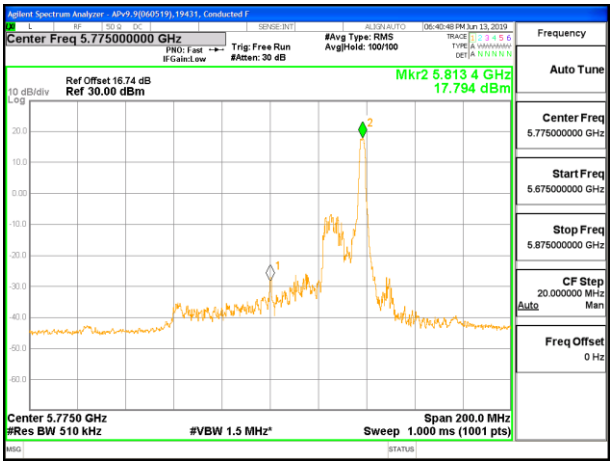

MID CHANNEL ANT 6

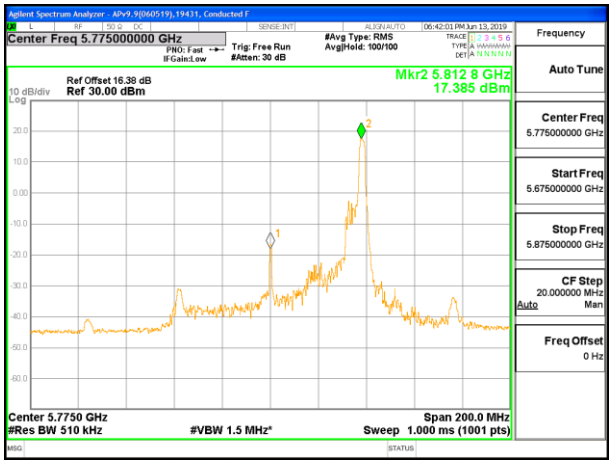

MID CHANNEL ANT 5

CHANNEL 138 ANT 6

CHANNEL 138 ANT 5

UL VERIFICATION SERVICES INC.
47173 Benicia Street, Fremont, CA 94538; USA TEL:(510) 319-4000 FAX:(510) 661-0888
This report shall not be reproduced except in full, without the written approval of UL Verification Services Inc.