CERTIFICATION TEST REPORT

Report Number. : 12901678-E8V2

Applicant : APPLE, INC.
1 APPLE PARK WAY
CUPERTINO, CA 95014, U.S.A.

Model : A2161, A2219, A2220

FCC ID : BCG-E3306A

EUT Description : SMARTPHONE

Test Standard(s) : FCC CFR47 PART 22H, 24E, 27, 90S, 90R, AND 96

Date Of Issue:
AUGUST 26, 2019

Prepared by:
UL Verification Services Inc.
47173 Benicia Street
Fremont, CA 94538, U.S.A.
TEL: (510) 319-4000
FAX: (510) 661-0888

Revision History

NVLAP TESTING
ilac-MRA
NVLAP Lab code: 200065-0

Rev.	Issue Date	Revisions	Revised By
V1	8/21/2019	Initial Review	Mengistu Mekuria
V2	8/26/2019	Address TCB Questions	Lieu Nguyen

UL VERIFICATION SERVICES INC. FORM NO: CCSUP4031B
47173 BENICIA STREET, FREMONT, CA 94538, USA TEL: (510) 319-4000 FAX: (510) 661-0888
This report shall not be reproduced except in full, without the written approval of UL Verification Services Inc.

TABLE OF CONTENTS

1. ATTESTATION OF TEST RESULTS 8

2. TEST METHODOLOGY 9

3. FACILITIES AND ACCREDITATION 9

4. CALIBRATION AND UNCERTAINTY 10

4.1. MEASURING INSTRUMENT CALIBRATION 10

4.2. SAMPLE CALCULATION 10

4.3. MEASUREMENT UNCERTAINTY 10

5. EQUIPMENT UNDER TEST 11

5.1. DESCRIPTION OF EUT 11

5.2. DIFFERENCE IN MODEL NUMBER 11

5.3. MAXIMUM OUTPUT POWER 11

5.4. SOFTWARE AND FIRMWARE 19

5.5. MAXIMUM ANTENNA GAIN 19

5.6. WORST-CASE CONFIGURATION AND MODE 20

5.7. DESCRIPTION OF TEST SETUP 21

6. TEST AND MEASUREMENT EQUIPMENT 23

7. RF OUTPUT POWER VERIFICATION 24

7.1. LTE BAND 2 26

7.2. LTE BAND 5 29

7.3. LTE BAND 7 31

7.4. LTE BAND 12 33

7.5. LTE BAND 13 35

7.6. LTE BAND 14 36

7.7. LTE BAND 17 37

7.8. LTE BAND 25 38

7.9. LTE BAND 26 (Part 90S) 41

7.10. LTE BAND 30 43

7.11. LTE BAND 41 44

7.12. LTE BAND 48 46

7.13. LTE BAND 66 48

7.14. LTE BAND 71 51

UL VERIFICATION SERVICES INC. FORM NO: CCSUP4031B
47173 BENICIA STREET, FREMONT, CA 94538, USA TEL: (510) 319-4000 FAX: (510) 661-0888
This report shall not be reproduced except in full, without the written approval of UL Verification Services Inc.

8. CONDUCTED TEST RESULTS 53
8.1. OCCUPIED BANDWIDTH 53
8.1.1. LTE BAND 2 60
8.1.2. LTE BAND 5 64
8.1.3. LTE BAND 7 66
8.1.4. LTE BAND 12 68
8.1.5. LTE BAND 13 70
8.1.6. LTE BAND 14 71
8.1.7. LTE BAND 17 72
8.1.8. LTE BAND 25 73
8.1.9. LTE BAND 26 (PART 90S) 76
8.1.10. LTE BAND 30 80
8.1.11. LTE BAND 41 81
8.1.12. LTE BAND 48 83
8.1.13. LTE BAND 66 85
8.1.14. LTE BAND 71 88
8.2. BAND EDGE AND EMISSION MASK 92
8.2.1. LTE BAND 2 BANDEDGE 97
8.2.2. LTE BAND 5 BANDEDGE 105
8.2.3. LTE BAND 7 ADJACENT CHANNEL 111
8.2.4. LTE BAND 12 ADJACENT CHANNEL POWER 123
8.2.5. LTE BAND 13 ADJACENT CHANNEL POWER 135
8.2.6. LTE BAND 14 ADJACENT CHANNEL 138
8.2.7. LTE BAND 17 BANDEDGE 141
8.2.8. LTE BAND 25 BANDEDGE 144
8.2.9. LTE BAND 26 EMISSION MASK (PART 90S) 152
8.2.10. LTE BAND 30 ADJACENT CHANNEL POWER 157
8.2.11. LTE BAND 41 ADJACENT CHANNEL POWER 160
8.2.12. LTE BAND 48 ADJACENT CHANNEL POWER 172
8.2.13. LTE BAND 66 BANDEDGE 185
8.2.14. LTE BAND 71 ADJACENT CHANNEL POWER 193
8.3. OUT OF BAND EMISSIONS 205
8.3.1. LTE BAND 2 206
8.3.2. LTE BAND 5 212

UL VERIFICATION SERVICES INC. FORM NO: CCSUP4031B
47173 BENICIA STREET, FREMONT, CA 94538, USA TEL: (510) 319-4000 FAX: (510) 661-0888
This report shall not be reproduced except in full, without the written approval of UL Verification Services Inc.

8.3.3. LTE BAND 7 216
8.3.4. LTE BAND 12 220
8.3.5. LTE BAND 13 224
8.3.6. LTE BAND 14 226
8.3.7. LTE BAND 17 228
8.3.8. LTE BAND 25 230
8.3.9. LTE BAND 26 (PART 90S) 236
8.3.10. LTE BAND 30 240
8.3.11. LTE BAND 41 243
8.3.12. LTE BAND 48 247
8.3.13. LTE BAND 66 255
8.3.14. LTE BAND 71 261
8.4. FREQUENCY STABILITY 265
8.4.1. LTE BAND 2 266
8.4.2. LTE BAND 4 266
8.4.3. LTE BAND 5 267
8.4.4. LTE BAND 7 267
8.4.5. LTE BAND 12 268
8.4.6. LTE BAND 13 268
8.4.7. LTE BAND 14 269
8.4.8. LTE BAND 17 269
8.4.9. LTE BAND 25 270
8.4.10. LTE BAND 26 (PART 90S) 270
8.4.11. LTE BAND 30 271
8.4.12. LTE BAND 41 271
8.4.13. LTE BAND 48 272
8.4.14. LTE BAND 66 272
8.4.15. LTE BAND 71 273
8.5. PEAK-TO-AVERAGE POWER RATIO 274
8.5.1. LTE BAND 2 275
8.5.2. LTE BAND 5 277
8.5.3. LTE BAND 7 279
8.5.4. LTE BAND 12 281
8.5.5. LTE BAND 13 283

UL VERIFICATION SERVICES INC. FORM NO: CCSUP4031B
47173 BENICIA STREET, FREMONT, CA 94538, USA TEL: (510) 319-4000 FAX: (510) 661-0888
This report shall not be reproduced except in full, without the written approval of UL Verification Services Inc.

8.5.6. LTE BAND 14 284
8.5.7. LTE BAND 17 285
8.5.8. LTE BAND 25 286
8.5.9. LTE BAND 26 (PART 90S) 288
8.5.10. LTE BAND 30 290
8.5.11. LTE BAND 41 291
8.5.12. LTE BAND 48 291
8.5.13. LTE BAND 66 292
8.5.14. LTE BAND 71 294

9. RADIATED TEST RESULTS 296

9.1. FIELD STRENGTH OF SPURIOUS RADIATION, ANT 1 298
9.1.1. LTE BAND 2 298
9.1.2. LTE BAND 5 300
9.1.3. LTE BAND 7 302
9.1.4. LTE BAND 12 304
9.1.5. LTE BAND 13 306
9.1.6. LTE BAND 14 308
9.1.7. LTE BAND 17 310
9.1.8. LTE BAND 25 312
9.1.9. LTE BAND 26 (PART 90S) 314
9.1.10. LTE BAND 30 316
9.1.11. LTE BAND 41 318
9.1.12. LTE BAND 48 320
9.1.13. LTE BAND 66 322
9.1.14. LTE BAND 71 324
9.2. FIELD STRENGTH OF SPURIOUS RADIATION, ANT 2 326
9.2.1. LTE BAND 2 326
9.2.2. LTE BAND 5 328
9.2.3. LTE BAND 7 330
9.2.4. LTE BAND 12 332
9.2.5. LTE BAND 13 334
9.2.6. LTE BAND 14 336
9.2.7. LTE BAND 17 338
9.2.8. LTE BAND 25 340

UL VERIFICATION SERVICES INC. FORM NO: CCSUP4031B
47173 BENICIA STREET, FREMONT, CA 94538, USA TEL: (510) 319-4000 FAX: (510) 661-0888
This report shall not be reproduced except in full, without the written approval of UL Verification Services Inc.

9.2.9. LTE BAND 26 (PART 90S) 342
9.2.10. LTE BAND 30 344
9.2.11. LTE BAND 41 346
9.2.12. LTE BAND 66 348
9.2.13. LTE BAND 71 350
9.3. FIELD STRENGTH OF SPURIOUS RADIATION, ANT 3 352
9.3.1. LTE BAND 2 352
9.3.2. LTE BAND 7 354
9.3.3. LTE BAND 25 356
9.3.4. LTE BAND 30 358
9.3.5. LTE BAND 41 360
9.3.6. LTE BAND 48 362
9.3.7. LTE BAND 66 364
9.4. FIELD STRENGTH OF SPURIOUS RADIATION, ANT 4 366
9.4.1. LTE BAND 2 366
9.4.2. LTE BAND 7 368
9.4.3. LTE BAND 25 370
9.4.4. LTE BAND 30 372
9.4.5. LTE BAND 41 374
9.4.6. LTE BAND 48 376
9.4.7. LTE BAND 66 378
10. SETUP PHOTOS 380

UL VERIFICATION SERVICES INC. FORM NO: CCSUP4031B
47173 BENICIA STREET, FREMONT, CA 94538, USA TEL: (510) 319-4000 FAX: (510) 661-0888
This report shall not be reproduced except in full, without the written approval of UL Verification Services Inc.

1. ATTESTATION OF TEST RESULTS

Applicant Name and Address	APPLE, INC. 1 APPLE PARK WAY CUPERTINO, CA 95014, U.S.A.
Model	A2161, A2219, A2220
FCC ID	BCG-E3306A
EUT Description	SMARTPHONE
Serial Number	G6TYW014N397 (Conducted), G6TYW034N395 (Radiated).
Date Tested	MAY 23, 2019 to AUGUST 15, 2019
Applicable Standards	PART 22H, 24E, 27, 90S, 90R, AND 96
Test Results	COMPLIES

UL Verification Services Inc. tested the above equipment in accordance with the requirements set forth in the above standards. The test results show that the equipment tested is capable of demonstrating compliance with the requirements as documented in this report.

The results documented in this report apply only to the tested sample, under the conditions and modes of operation as described herein. It is the manufacturer's responsibility to assure that additional production units of this model are manufactured with identical electrical and mechanical components. All samples tested were in good operating condition throughout the entire test program. Measurement Uncertainties are published for informational purposes only and were not taken into account unless noted otherwise.

This document may not be altered or revised in any way unless done so by UL Verification Services Inc. and all revisions are duly noted in the revisions section. Any alteration of this document not carried out by UL Verification Services Inc. will constitute fraud and shall nullify the document. This report must not be used by the client to claim product certification, approval, or endorsement by NVLAP, NIST, any agency of the Federal Government, or any agency of the U.S. government.

Approved & Released By:	Prepared By:
Mengistu Mekuria Senior Test Engineer UL Verification Services Inc.	Lieu Nguyen Laboratory Engineer UL Verification Services Inc.

UL VERIFICATION SERVICES INC. FORM NO: CCSUP4031B
47173 BENICIA STREET, FREMONT, CA 94538, USA TEL: (510) 319-4000 FAX: (510) 661-0888
This report shall not be reproduced except in full, without the written approval of UL Verification Services Inc.

2. TEST METHODOLOGY

The tests documented in this report were performed in accordance with ANSI C63.26:2015, FCC CFR 47 Part 2, Part 22, Part 24, Part 27, Part 90S, Part 90S, 90R, and 96, FCC KDB 971168 D01 v03r01/ D02 v02r01, KDB 412172 D01 v01r01.

3. FACILITIES AND ACCREDITATION

The test sites and measurement facilities used to collect data are located at 47173 and 47266 Benicia Street, and 47658 Kato Road, Fremont, California, USA. The following table identifies which facilities were utilized for radiated emission measurements documented in this report. Specific facilities are also identified in the test results sections.

47173 Benicia Street	47266 Benicia Street	47658 Kato Rd.
☒ Chamber A (ISED:2324B-1)	☐ Chamber D (ISED:22541-1)	☐ Chamber I (ISED: 2324A-5)
☒ Chamber B (ISED:2324B-2)	☐ Chamber E (ISED:22541-2)	☐ Chamber J (ISED: 2324A-6)
☐ Chamber C (ISED:2324B-3)	☐ Chamber F (ISED:22541-3)	☐ Chamber K (ISED: 2324A-1)
	☐ Chamber G (ISED:22541-4)	☐ Chamber L (ISED: 2324A-3)
	☐ Chamber H (ISED:22541-5)	

The above test sites and facilities are covered under FCC Test Firm Registration # 208313. Chambers above are covered under Industry Canada company address and respective code.

UL Verification Services Inc. is accredited by NVLAP, Laboratory Code 200065-0.

This report shall not be reproduced except in full, without the written approval of UL Verification Services Inc.

4. CALIBRATION AND UNCERTAINTY

4.1. MEASURING INSTRUMENT CALIBRATION

The measuring equipment utilized to perform the tests documented in this report has been calibrated in accordance with the manufacturer's recommendations, and is traceable to recognized national standards.

4.2. SAMPLE CALCULATION

RADIATED EMISSIONS
Where relevant, the following sample calculation is provided:
Field Strength (dBuV/m) = Measured Voltage (dBuV) + Antenna Factor (dB/m) + Cable Loss (dB) – Preamp Gain (dB)
36.5 dBuV + 18.7 dB/m + 0.6 dB – 26.9 dB = 28.9 dBuV/m

MAINS CONDUCTED EMISSIONS
Where relevant, the following sample calculation is provided:
Final Voltage (dBuV) = Measured Voltage (dBuV) + Cable Loss (dB) + Limiter Factor (dB) + LISN Insertion Loss.
36.5 dBuV + 0 dB +10.1 dB+ 0 dB = 46.6 dBuV

4.3. MEASUREMENT UNCERTAINTY

Where relevant, the following measurement uncertainty levels have been estimated for tests performed on the apparatus:

PARAMETER	UNCERTAINTY
Conducted Disturbance, 9KHz to 0.15 MHz	3.84 dB
Conducted Disturbance, 0.15 to 30 MHz	3.65 dB
Radiated Disturbance, 9KHz to 30 MHz	2.52 dB
Radiated Disturbance, 30 to 1000 MHz	4.88 dB
Radiated Disturbance,1000 to 18000 MHz	4.24 dB
Radiated Disturbance,18000 to 26000 MHz	4.37 dB
Radiated Disturbance,26000 to 40000 MHz	5.17 dB
Occupied Channel Bandwidth	±0.39 %
Temperature	±0.9 °C
Supply voltages	±0.45 %
Time	±0.02 %

Uncertainty figures are valid to a confidence level of 95%.

UL VERIFICATION SERVICES INC. FORM NO: CCSUP4031B
47173 BENICIA STREET, FREMONT, CA 94538, USA TEL: (510) 319-4000 FAX: (510) 661-0888
This report shall not be reproduced except in full, without the written approval of UL Verification Services Inc.

5. EQUIPMENT UNDER TEST

5.1. DESCRIPTION OF EUT

The Apple iPhone is a smartphone with multimedia functions (music, application support, and video), cellular GSM, GPRS, EGPRS, UMTS, LTE, TD-SCDMA, CDMA, IEEE 802.11a/b/g/n/ac/ax, Bluetooth, Ultra-Wide band, GPS and NFC. All models support at least one UICC based SIM. The second SIM, if present, is either UICC based pSIM (physical SIM) or e-SIM (electronic SIM). The device has a built-in inductive charging receiver. The rechargeable battery is also not user accessible.

5.2. DIFFERENCE IN MODEL NUMBER

Model A2161, A2219 and A2220 is electrically identical to Model A2161. Three model numbers are allocated for marketing and logistic purposes only. A2161 was used to perform all final tests.

5.3. MAXIMUM OUTPUT POWER

ERP/EIRP LIMIT

FCC: §2.1046, §22.913, §24.232, §27.50, §90.635, §90.541, and §96.41

EIRP/ERP TEST PROCEDURE

ANSI C63.26:2015
KDB 971168 D01 Section 5.6

ERP/EIRP = PMeas + GT − LC
where: ERP/EIRP = effective or equivalent radiated power, respectively (expressed in the same units as PMeas, typically dBW or dBm);
PMeas = measured transmitter output power or PSD, in dBm or dBW;
GT = gain of the transmitting antenna, in dBd (ERP) or dBi (EIRP);
LC = signal attenuation in the connecting cable between the transmitter and antenna, in dB.

For devices utilizing multiple antennas, KDB 662911 provides guidance for determining the effective array transmit antenna gain term to be used in the above equation.

EUT includes different power levels for head use configuration and body use configuration and the below tables contain the highest of all configurations average conducted and ERP/EIRP output powers as follows:

This report shall not be reproduced except in full, without the written approval of UL Verification Services Inc.

LTE BAND 2

Part 24	
EIRP Limit (W)	2.00
Antenna Gain (dBi)	-1.90

Bandwidth (MHz)	Modulation	Low Frequency (MHz)	Upper Frequency (MHz)	Conducted Average (dBm)	EIRP Average (dBm)	EIRP Average (W)	99% BW (kHz)	Emission Designator
1.4	QPSK	1850.7	1909.3	24.9	23.00	0.200	1091.8	1M09G7W
	16QAM			24.2	22.30	0.170	1090.5	1M09D7W
	64QAM			23.4	21.50	0.141	1090.4	1M09D7W
3.0	QPSK	1851.5	1908.5	24.9	23.00	0.200	2695.5	2M70G7W
	16QAM			24.2	22.30	0.170	2679	2M68D7W
	64QAM			23.1	21.20	0.132	2688.3	2M69D7W
5.0	QPSK	1852.5	1907.5	24.9	23.00	0.200	4501.6	4M50G7W
	16QAM			24.2	22.30	0.170	4501.4	4M50D7W
	64QAM			23.2	21.30	0.135	4500.4	4M50D7W
10.0	QPSK	1855.0	1905.0	25.0	23.10	0.204	8977.2	8M98G7W
	16QAM			24.2	22.30	0.170	8985.6	8M99D7W
	64QAM			23.2	21.30	0.135	9006	9M01D7W
15.0	QPSK	1857.5	1902.5	25.0	23.10	0.204	13437.4	13M4G7W
	16QAM			24.3	22.40	0.174	13419.2	13M4D7W
	64QAM			23.3	21.40	0.138	13441.7	13M4D7W
20.0	QPSK	1860.0	1900.0	25.0	23.10	0.204	17958.2	18M0G7W
	16QAM			24.3	22.40	0.174	17866.2	17M9D7W
	64QAM			23.2	21.30	0.135	17938.5	17M9D7W

LTE BAND 5

Part 22H	
ERP Limit (W)	7.00
Antenna Gain (dBi)	-5.50

Bandwidth (MHz)	Modulation	Low Frequency (MHz)	Upper Frequency (MHz)	Conducted Average (dBm)	ERP Average (dBm)	ERP Average (W)	99% BW (kHz)	Emission Designator
1.4	QPSK	824.7	848.3	25.7	18.05	0.064	1085.4	1M09G7W
	16QAM			24.9	17.25	0.053	1087.5	1M09D7W
	64QAM			24.0	16.35	0.043	1090.6	1M09D7W
3.0	QPSK	825.5	847.5	25.7	18.05	0.064	2700.5	2M70G7W
	16QAM			24.9	17.25	0.053	2691.5	2M69D7W
	64QAM			23.9	16.25	0.042	2701.5	2M70D7W
5.0	QPSK	826.5	846.5	25.7	18.05	0.064	4489.5	4M49G7W
	16QAM			25.1	17.45	0.056	4493.2	4M49D7W
	64QAM			24.0	16.35	0.043	4518.1	4M52D7W
10.0	QPSK	829.0	844.0	25.7	18.05	0.064	8987.5	8M99G7W
	16QAM			25.1	17.45	0.056	8986.5	8M99D7W
	64QAM			24.0	16.35	0.043	8990.9	8M99D7W

UL VERIFICATION SERVICES INC. FORM NO: CCSUP4031B
47173 BENICIA STREET, FREMONT, CA 94538, USA TEL: (510) 319-4000 FAX: (510) 661-0888
This report shall not be reproduced except in full, without the written approval of UL Verification Services Inc.

LTE BAND 7

Part 27	
EIRP Limit (W)	2.00
Antenna Gain (dBi)	-2.30

Bandwidth (MHz)	Modulation	Low Frequency (MHz)	Upper Frequency (MHz)	Conducted Average (dBm)	EIRP Average (dBm)	EIRP Average (W)	99% BW (kHz)	Emission Designator
5.0	QPSK	2502.5	2567.5	24.5	22.20	0.166	4510.1	4M51G7W
	16QAM			23.7	21.40	0.138	4491.7	4M49D7W
	64QAM			22.6	20.30	0.107	4496.5	4M50D7W
10.0	QPSK	2505.0	2565.0	24.5	22.20	0.166	8993.2	8M99G7W
	16QAM			23.7	21.40	0.138	8978.9	8M98D7W
	64QAM			22.6	20.30	0.107	8975.8	8M98D7W
15.0	QPSK	2507.5	2562.5	25.0	22.70	0.186	13415.9	13M4G7W
	16QAM			24.0	21.70	0.148	13463.4	13M5D7W
	64QAM			23.1	20.80	0.120	13429.4	13M4D7W
20.0	QPSK	2510.0	2560.0	25.0	22.70	0.186	17919.7	17M9G7W
	16QAM			24.2	21.90	0.155	17892.9	17M9D7W
	64QAM			23.1	20.80	0.120	17892.1	17M9D7W

LTE BAND 12

Part 27	
ERP Limit (W)	3.00
Antenna Gain (dBi)	-4.90

Bandwidth (MHz)	Modulation	Low Frequency (MHz)	Upper Frequency (MHz)	Conducted Average (dBm)	ERP Average (dBm)	ERP Average (W)	99% BW (kHz)	Emission Designator
1.4	QPSK	699.7	715.3	25.7	18.65	0.073	1088.2	1M09G7W
	16QAM			24.9	17.85	0.061	1087.1	1M09D7W
	64QAM			23.7	16.65	0.046	1086.2	1M09D7W
3.0	QPSK	700.5	714.5	25.7	18.65	0.073	2694	2M69G7W
	16QAM			24.9	17.85	0.061	2694.2	2M69D7W
	64QAM			23.6	16.55	0.045	2691.7	2M69D7W
5.0	QPSK	701.5	713.5	25.6	18.55	0.072	4508.6	4M51G7W
	16QAM			25.0	17.95	0.062	4492.3	4M49D7W
	64QAM			23.7	16.65	0.046	4503.4	4M50D7W
10.0	QPSK	704.0	711.0	25.6	18.55	0.072	8997.6	9M00G7W
	16QAM			24.9	17.85	0.061	9005.9	9M01D7W
	64QAM			23.6	16.55	0.045	8994.4	8M99D7W

UL VERIFICATION SERVICES INC. FORM NO: CCSUP4031B
47173 BENICIA STREET, FREMONT, CA 94538, USA TEL: (510) 319-4000 FAX: (510) 661-0888
This report shall not be reproduced except in full, without the written approval of UL Verification Services Inc.

LTE BAND 13

Part 27	
ERP Limit (W)	3.00
Antenna Gain (dBi)	-6.10

Bandwidth (MHz)	Modulation	Low Frequency (MHz)	Upper Frequency (MHz)	Conducted Average (dBm)	ERP Average (dBm)	ERP Average (W)	99% BW (kHz)	Emission Designator
5.0	QPSK	779.5	784.5	25.7	17.45	0.056	4503.9	4M50G7W
	16QAM			24.9	16.65	0.046	4505.9	4M51D7W
	64QAM			23.9	15.65	0.037	4499.8	4M50D7W
10.0	QPSK	782.0	782.0	25.7	17.45	0.056	8975.1	8M98G7W
	16QAM			25.0	16.75	0.047	8973.9	8M97D7W
	64QAM			23.9	15.65	0.037	8979.8	8M98D7W

LTE BAND 14

Part 90R	
ERP Limit (W)	3.00
Antenna Gain (dBi)	-6.20

Bandwidth (MHz)	Modulation	Low Frequency (MHz)	Upper Frequency (MHz)	Conducted Average (dBm)	ERP Average (dBm)	ERP Average (W)	99% BW (kHz)	Emission Designator
5.0	QPSK	790.5	795.5	25.7	17.35	0.054	4500.1	4M50G7W
	16QAM			25.1	16.75	0.047	4495.1	4M50D7W
	64QAM			23.8	15.45	0.035	4499.5	4M50D7W
10.0	QPSK	793.0	793.0	25.6	17.25	0.053	9005.1	9M01G7W
	16QAM			24.8	16.45	0.044	8964.4	8M96D7W
	64QAM			23.8	15.45	0.035	8963.4	8M96D7W

LTE BAND 17

Part 27	
ERP Limit (W)	3.00
Antenna Gain (dBi)	-4.90

Bandwidth (MHz)	Modulation	Low Frequency (MHz)	Upper Frequency (MHz)	Conducted Average (dBm)	ERP Average (dBm)	ERP Average (W)	99% BW (kHz)	Emission Designator
5.0	QPSK	706.5	713.5	25.7	18.65	0.073	4500.2	4M50G7W
	16QAM			25.1	18.05	0.064	4516.9	4M52D7W
	64QAM			24.0	16.95	0.050	4506.4	4M51D7W
10.0	QPSK	709.0	711.0	25.7	18.65	0.073	8971.8	8M97G7W
	16QAM			25.0	17.95	0.062	8993.7	8M99D7W
	64QAM			24.0	16.95	0.050	8989.4	8M99D7W

UL VERIFICATION SERVICES INC. FORM NO: CCSUP4031B
47173 BENICIA STREET, FREMONT, CA 94538, USA TEL: (510) 319-4000 FAX: (510) 661-0888
This report shall not be reproduced except in full, without the written approval of UL Verification Services Inc.

LTE BAND 25

Part 24	
EIRP Limit (W)	2.00
Antenna Gain (dBi)	-1.90

Bandwidth (MHz)	Modulation	Low Frequency (MHz)	Upper Frequency (MHz)	Conducted Average (dBm)	EIRP Average (dBm)	EIRP Average (W)	99% BW (kHz)	Emission Designator
1.4	QPSK	1850.7	1914.3	24.8	22.90	0.195	1088.2	1M09G7W
	16QAM			24.1	22.20	0.166	1090.3	1M09D7W
	64QAM			23.2	21.30	0.135	1088.2	1M09D7W
3.0	QPSK	1851.5	1913.5	24.8	22.90	0.195	2691.9	2M69G7W
	16QAM			24.1	22.20	0.166	2687.5	2M69D7W
	64QAM			23.0	21.10	0.129	2690.5	2M69D7W
5.0	QPSK	1852.5	1912.5	25.0	23.10	0.204	4496.9	4M50G7W
	16QAM			24.3	22.40	0.174	4499.4	4M50D7W
	64QAM			23.3	21.40	0.138	4492.7	4M49D7W
10.0	QPSK	1855.0	1910.0	25.0	23.10	0.204	8980.2	8M98G7W
	16QAM			24.3	22.40	0.174	8982.1	8M98D7W
	64QAM			23.3	21.40	0.138	8982.5	8M98D7W
15.0	QPSK	1857.5	1907.5	25.0	23.10	0.204	13438.4	13M4G7W
	16QAM			24.3	22.40	0.174	13412.7	13M4D7W
	64QAM			23.3	21.40	0.138	13435.4	13M4D7W
20.0	QPSK	1860.0	1905.0	24.9	23.00	0.200	17917.7	17M9G7W
	16QAM			24.3	22.40	0.174	17871.9	17M9D7W
	64QAM			23.3	21.40	0.138	17878.9	17M9D7W

LTE BAND 26 (Part 90S)

Part 90S	
ERP Limit (W)	100.00
Antenna Gain (dBi)	-5.50

Bandwidth (MHz)	Modulation	Low Frequency (MHz)	Upper Frequency (MHz)	Conducted Average (dBm)	ERP Average (dBm)	ERP Average (W)	99% BW (kHz)	Emission Designator
1.4	QPSK	814.7	823.3	25.7	18.05	0.064	1093.1	1M09G7W
	16QAM			25.0	17.35	0.054	1088.5	1M09D7W
	64QAM			24.0	16.35	0.043	1093	1M09D7W
3.0	QPSK	815.5	822.5	25.7	18.05	0.064	2707.3	2M71G7W
	16QAM			25.1	17.45	0.056	2704.8	2M70D7W
	64QAM			24.0	16.35	0.043	2702.7	2M70D7W
5.0	QPSK	816.5	821.5	25.7	18.05	0.064	4493.2	4M49G7W
	16QAM			25.2	17.55	0.057	4496.5	4M50D7W
	64QAM			24.1	16.45	0.044	4501.6	4M50D7W
10.0	QPSK	819.0	819.0	25.7	18.05	0.064	8998.7	9M00G7W
	16QAM			24.9	17.25	0.053	9019.5	9M02D7W
	64QAM			23.9	16.25	0.042	8998.8	9M00D7W

UL VERIFICATION SERVICES INC. FORM NO: CCSUP4031B
47173 BENICIA STREET, FREMONT, CA 94538, USA TEL: (510) 319-4000 FAX: (510) 661-0888
This report shall not be reproduced except in full, without the written approval of UL Verification Services Inc.

LTE BAND 30

Part 27	
EIRP Limit (W)	0.25
Antenna Gain (dBi)	-3.70

Bandwidth (MHz)	Modulation	Low Frequency (MHz)	Upper Frequency (MHz)	Conducted Average (dBm)	EIRP Average (dBm)	EIRP Average (W)	99% BW (kHz)	Emission Designator
5.0	QPSK	2307.5	2312.5	25.7	22.00	0.158	4504	4M50G7W
	16QAM			25.1	21.40	0.138	4504.8	4M50D7W
	64QAM			23.8	20.10	0.102	4497.6	4M50D7W
10.0	QPSK	2310.0	2310.0	25.5	21.80	0.151	8986.7	8M99G7W
	16QAM			24.8	21.10	0.129	9028.9	9M03D7W
	64QAM			23.7	20.00	0.100	9016.7	9M02D7W

LTE BAND 41

Part 27	
EIRP Limit (W)	2.00
Antenna Gain (dBi)	-2.30

Bandwidth (MHz)	Modulation	Low Frequency (MHz)	Upper Frequency (MHz)	Conducted Average (dBm)	EIRP Average (dBm)	EIRP Average (W)	99% BW (kHz)	Emission Designator
5.0	QPSK	2498.5	2687.5	28.0	25.70	0.372	4496	4M50G7W
	16QAM			27.3	25.00	0.316	4482.6	4M48D7W
	64QAM			26.7	24.40	0.275	4488.9	4M49D7W
10.0	QPSK	2501.0	2685.0	27.9	25.60	0.363	9042.3	9M04G7W
	16QAM			27.2	24.90	0.309	8951.9	8M95D7W
	64QAM			26.5	24.20	0.263	9011.5	9M01D7W
15.0	QPSK	2503.5	2682.5	28.0	25.70	0.372	13497	13M5G7W
	16QAM			27.1	24.80	0.302	13474	13M5D7W
	64QAM			26.2	23.90	0.245	13490	13M5D7W
20.0	QPSK	2506.0	2680.0	27.9	25.60	0.363	17948	17M9G7W
	16QAM			27.2	24.90	0.309	17937	17M9D7W
	64QAM			26.3	24.00	0.251	17870	17M9D7W

UL VERIFICATION SERVICES INC. FORM NO: CCSUP4031B
47173 BENICIA STREET, FREMONT, CA 94538, USA TEL: (510) 319-4000 FAX: (510) 661-0888
This report shall not be reproduced except in full, without the written approval of UL Verification Services Inc.

LTE BAND 48

Part 96	
EIRP Limit (W)	2.00
Antenna Gain (dBi)	-5.90

Bandwidth (MHz)	Modulation	Low Frequency (MHz)	Upper Frequency (MHz)	Conducted Average (dBm)	EIRP Average (dBm)	EIRP Average (W)	99% BW (kHz)	Emission Designator
5.0	QPSK	3552.5	3697.5	25.7	19.80	0.095	4479.3	4M48G7W
	16QAM			25.0	19.10	0.081	4476.7	4M48D7W
	64QAM			23.7	17.80	0.060	4475.7	4M48D7W
10.0	QPSK	3555.0	3695.0	25.7	19.80	0.095	9001.7	9M00G7W
	16QAM			25.1	19.20	0.083	8950.7	8M95D7W
	64QAM			23.8	17.90	0.062	8914.1	8M91D7W
15.0	QPSK	3557.5	3692.5	25.7	19.80	0.095	13425	13M4G7W
	16QAM			25.1	19.20	0.083	13428	13M4D7W
	64QAM			23.9	18.00	0.063	13424	13M4D7W
20.0	QPSK	3560.0	3690.0	25.7	19.80	0.095	17946	17M9G7W
	16QAM			25.2	19.30	0.085	17890	17M9D7W
	64QAM			23.9	18.00	0.063	17922	17M9D7W

LTE BAND 66

Part 27	
EIRP Limit (W)	1.00
Antenna Gain (dBi)	-2.20

Bandwidth (MHz)	Modulation	Low Frequency (MHz)	Upper Frequency (MHz)	Conducted Average (dBm)	EIRP Average (dBm)	EIRP Average (W)	99% BW (kHz)	Emission Designator
1.4	QPSK	1710.7	1779.3	25.0	22.80	0.191	1087.5	1M09G7W
	16QAM			24.3	22.10	0.162	1091.7	1M09D7W
	64QAM			23.3	21.10	0.129	1086.5	1M09D7W
3.0	QPSK	1711.5	1778.5	25.0	22.80	0.191	2692	2M69G7W
	16QAM			24.3	22.10	0.162	2690	2M69D7W
	64QAM			23.2	21.00	0.126	2693.2	2M69D7W
5.0	QPSK	1712.5	1777.5	24.9	22.70	0.186	4503.4	4M50G7W
	16QAM			24.3	22.10	0.162	4496.2	4M50D7W
	64QAM			23.2	21.00	0.126	4498.2	4M50D7W
10.0	QPSK	1715.0	1775.0	24.9	22.70	0.186	9004.2	9M00G7W
	16QAM			24.2	22.00	0.158	8998.3	9M00D7W
	64QAM			23.2	21.00	0.126	8995.6	9M00D7W
15.0	QPSK	1717.5	1772.5	25.0	22.80	0.191	13427.1	13M4G7W
	16QAM			24.3	22.10	0.162	13458.1	13M5D7W
	64QAM			23.3	21.10	0.129	13436	13M4D7W
20.0	QPSK	1720.0	1770.0	25.0	22.80	0.191	17956.5	18M0G7W
	16QAM			24.3	22.10	0.162	17929.7	17M9D7W
	64QAM			23.4	21.20	0.132	17937	17M9D7W

UL VERIFICATION SERVICES INC. FORM NO: CCSUP4031B
47173 BENICIA STREET, FREMONT, CA 94538, USA TEL: (510) 319-4000 FAX: (510) 661-0888
This report shall not be reproduced except in full, without the written approval of UL Verification Services Inc.

LTE BAND 71

Part 27	
ERP Limit (W)	3.00
Antenna Gain (dBi)	-4.90

Bandwidth (MHz)	Modulation	Low Frequency (MHz)	Upper Frequency (MHz)	Conducted Average (dBm)	ERP Average (dBm)	ERP Average (W)	99% BW (kHz)	Emission Designator
5.0	QPSK	665.5	695.5	25.7	18.65	0.073	4492.5	4M49G7W
	16QAM			25.1	18.05	0.064	4504.4	4M50D7W
	64QAM			23.9	16.85	0.048	4499.7	4M50D7W
10.0	QPSK	668.0	693.0	25.7	18.65	0.073	9078.2	9M08G7W
	16QAM			24.9	17.85	0.061	9049.2	9M05D7W
	64QAM			23.7	16.65	0.046	9074.7	9M07D7W
15.0	QPSK	670.5	690.5	25.6	18.55	0.072	13432.9	13M4G7W
	16QAM			24.8	17.75	0.060	13438.5	13M4D7W
	64QAM			23.8	16.75	0.047	13458	13M5D7W
20.0	QPSK	673.0	688.0	25.7	18.65	0.073	17922.7	17M9G7W
	16QAM			24.9	17.85	0.061	17929.4	17M9D7W
	64QAM			23.8	16.75	0.047	17933.7	17M9D7W

UL VERIFICATION SERVICES INC. FORM NO: CCSUP4031B
47173 BENICIA STREET, FREMONT, CA 94538, USA TEL: (510) 319-4000 FAX: (510) 661-0888
This report shall not be reproduced except in full, without the written approval of UL Verification Services Inc.

5.4. SOFTWARE AND FIRMWARE

The EUT Firmware installed during testing was version: 19-01.1919.01_27-0.22.00-27.

5.5. MAXIMUM ANTENNA GAIN

Please see table below:

LTE Bands	Ant 1 Gain (dBi)	Ant 2 Gain (dBi)	Ant 3 Gain (dBi)	Ant 4 Gain (dBi)
LTE Band 2, 1850 – 1910 MHz	-5.4	-3.3	-1.9	-2.6
LTE Band 4, 1710 – 1755 MHz	-4.2	-2.6	-2.2	-5.0
LTE Band 5, 824 – 849 MHz	-5.5	-6.3	N/A	N/A
LTE Band 7, 2500 – 2570 MHz	-3.7	-6.3	-2.3	-1.1
LTE Band 12, 699 – 716 MHz	-4.9	-4.7	N/A	N/A
LTE Band 13, 777 – 787 MHz	-6.1	-6.5	N/A	N/A
LTE Band 14, 788 – 798 MHz	-6.2	-6.4	N/A	N/A
LTE Band 17, 704 – 716 MHz	-4.9	-4.7	N/A	N/A
LTE Band 25, 1850 – 1915 MHz	-5.4	-3.3	-1.9	-2.6
LTE Band 26, 814 – 824 MHz (Part 90S)	-5.5	-6.3	N/A	N/A
LTE Band 30, 2305 – 2315 MHz	-3.7	-5.1	-5.4	-1.9
LTE Band 41, 2496 – 2690 MHz	-3.6	-5.7	-2.3	-1.1
LTE Band 48, 3540 – 3700 MHz	-5.9	-5.5 *	-6.3	-6.7
LTE Band 66, 1710 – 1780 MHz	-4.2	-2.6	-2.2	-4.6
LTE Band 71, 663 – 698 MHz	-4.9	-4.7	N/A	N/A

*Ant 6

This report shall not be reproduced except in full, without the written approval of UL Verification Services Inc.

5.6. WORST-CASE CONFIGURATION AND MODE

The EUT supports LTE Bands of:
Band 2, Band 4, Band 5, Band 7, Band 12, Band 13, Band 14, Band 17, Band 25, Band 26, Band 30, Band 41, Band 48, Band 66 and Band 71.

LTE Band 4 (1710-1755MHz, 5/10/15/20MHz bandwidth) is covered by LTE Band 66 because it is a subset of LTE band 66 and they have same output power.

FCC rule Part 22.905 of LTE Band 26 (824-849MHz) is covered by LTE Band 5 of same rule since they have the same output power and supported bandwidths.

The worst-case scenario for all measurements is based on the average conducted output power measurement investigation results. Output power measurements were measured on QPSK, 16QAM and 64QAM modulations. It was found that QPSK and 16QAM results were worst case. All testing was performed using QPSK and 16QAM modulations to represent the worst case. Tests were performed on the conducted test at LAT 1 antenna as worst case since it has higher output powers.

The EUT was investigated in three orthogonal orientations X/Y/Z on antennas 1, 2, 3, 4, and 6. For ANT 1 antenna, it was determined that Z (Portrait) orientation was worst-case orientation for cell bands and band 48; X (Flatbed) orientation was worst-case orientation for PCS bands, AWS bands, and bands 7, 30, and 41 without AC/DC adapter.
For ANT 2 antenna, it was determined that Y (Landscape) orientation was worst-case orientation for cell bands and AWS bands; X (Flatbed) orientation was worst-case orientation for PCS bands and bands 7, 30, and 41 without AC/DC adapter.
For ANT 3 antenna, it was determined that X (Flatbed) orientation was worst-case orientation for AWS bands, PCS bands, and bands 7,30,41; Z (Portrait) orientation was worst-case orientation for band 48 without AC/DC adapter.
For ANT 4 antenna, it was determined that X (Flatbed) orientation was worst-case orientation for AWS bands, and bands 7, 30, 41 and 48; Y (Landscape) orientation was worst-case for PCS bands without AC/DC adapter.
For ANT 6 antenna, it was determined that Y (Landscape) orientation was worst-case orientation for band 48 without AC/DC adapter.

Radiated spurious emissions were investigated below 30MHz, 30MHz-1GHz and above 1GHz. There were no emissions found on below 30MHz and 30MHz-1GHz.

For simultaneous transmission of multiple channels in the 2.4GHz/5GH WLAN, UWB, and Cellular bands, tests were conducted for various configurations having the highest power, least separation in frequencies and widest operation bandwidths. No noticeable new emission was found.

UL VERIFICATION SERVICES INC. FORM NO: CCSUP4031B
47173 BENICIA STREET, FREMONT, CA 94538, USA TEL: (510) 319-4000 FAX: (510) 661-0888
This report shall not be reproduced except in full, without the written approval of UL Verification Services Inc.

5.7. DESCRIPTION OF TEST SETUP

SUPPORT EQUIPMENT

Support Equipment List			
Description	Manufacturer	Model	Serial Number
Laptop AC/DC adapter	Apple	85W MagSafe 2	C0651730MMMG6P4AL
Laptop	Apple	Macbook Pro	C02PM012G3QD
Laptop	Apple	Macbook Pro	C02P52HGG085

I/O CABLES (RF Conducted Test)

I/O Cable List						
Cable No	Port	# of identical ports	Connector Type	Cable Type	Cable Length (m)	Remarks
1	AC	3	US 115V	Un-shielded	2.0m	N/A
2	USB	1	DC	Un-shielded	1.0m	N/A
3	RF In/Out	1	EUT	Un-shielded	0.6m	N/A
4	RF In/Out	1	Communication Test Set	Un-shielded	1.2m	N/A
5	RF In/Out	1	Barrel	N/A	N/A	N/A

I/O CABLES (RF Radiated Test)

I/O Cable List						
Cable No	Port	# of identical ports	Connector Type	Cable Type	Cable Length (m)	Remarks
1	RF In/Out	1	Antenna	Un-shielded	5.0m	N/A

UL VERIFICATION SERVICES INC. FORM NO: CCSUP4031B
47173 BENICIA STREET, FREMONT, CA 94538, USA TEL: (510) 319-4000 FAX: (510) 661-0888
This report shall not be reproduced except in full, without the written approval of UL Verification Services Inc.

CONDUCTED SETUP

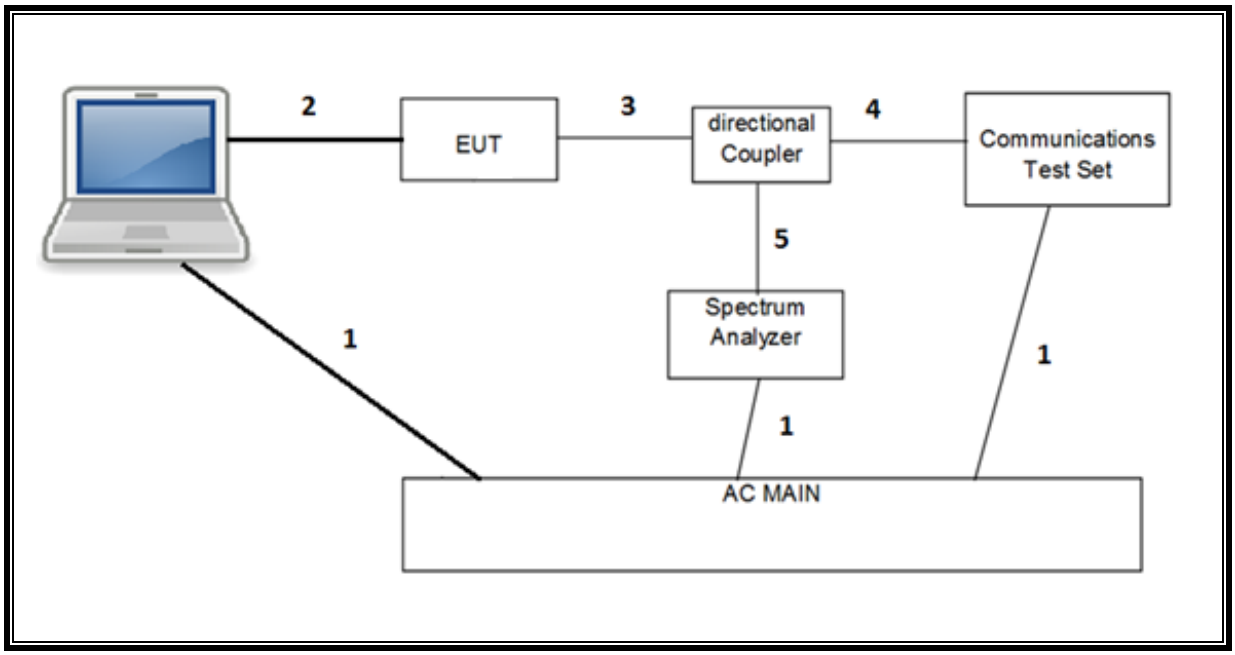

RADIATED SETUP

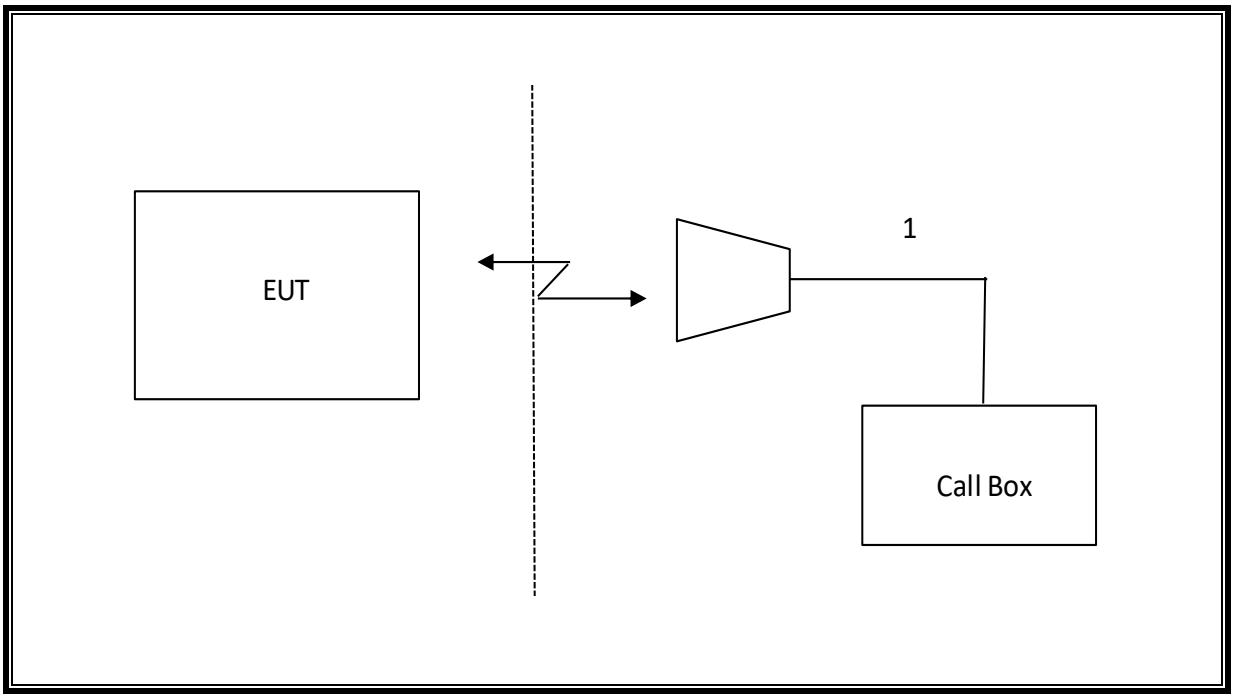

This report shall not be reproduced except in full, without the written approval of UL Verification Services Inc.

6. TEST AND MEASUREMENT EQUIPMENT

The following test and measurement equipment was utilized for the tests documented in this report:

TEST EQUIPMENT LIST				
Description	**Manufacturer**	**Model**	**Asset**	**Cal Due**
*Amplifier, 10KHz to 1GHz, 32dB	Sonoma	310N	T15	*08/15/2019
Amplifier, 18-26GHz	Agilent	8449B	T404	3/23/2020
Amplifier, 26-40GHz	Miteq	TTA2640	T1804	3/23/2020
Spectrum Analyzer, PXA 3Hz to 44GHZ	Agilent	N9030A	T905	1/24/2020
Spectrum Analyzer, PXA 3Hz to 44GHz	Keysight	N9030A	T340	01/22/2020
Spectrum Analyzer, PXA 3Hz to 44GHz	Keysight	N9030A	T1454	01/23/2020
Spectrum Analyzer, PXA 3Hz to 44GHz	Keysight	N9030A	T908	01/23/2020
Spectrum Analyzer, PXA 3Hz to 44GHz	Keysight	N9030A	T339	01/29/2020
Amplifier, 1 to 18GHz	MITEQ	AFS42-00101800-25-S-42	T931	05/11/2020
Amplifier, 10KHz to 1GHz, 32dB	Sonoma	310N	PRE0180176	11/01/2019
Spectrum Analyzer, PSA, 3Hz to 44GHz	Keysight	E4446A	T123	01/28/2020
Spectrum Analyzer, PSA, 3Hz to 44GHz	Keysight	E4440A	T198	01/30/2020
Spectrum Analyzer, PSA, 3Hz to 44GHz	Keysight	E4440A	T99	1/28/2020
Directional Coupler	KRYTAR	152610	T1536	07/09//2020
Directional Coupler	KRYTAR	152610	T1537	07/09/2020
Wireless Communications Test Set, 8960 Series 10	Agilent	E5515C	T211	05/10/2020
Filter, HPF 3.0GHz	Micro-Tronics	HPM17543	T487	12/04/2019
Filter, HPF 1.2GHz	Micro-Tronics	WHKX1.2/15G-6ST	T1182	05/30/2020
*Spectrum Analyzer, PXA, 3Hz to 44GHz	Keysight	N9030A	T459	*07/25/2019
Wideband Communication Test Set, Call Box	R&S GmbH & Co. KG	CMW500	T959	02/16/2020
Wideband Communication Test Set, Call Box	R&S GmbH & Co. KG	CMW500	T1871	02/18/2020
Wideband Communication Test Set, Call Box	R&S GmbH & Co. KG	CMW500	T921	02/18/2020
Wideband Communication Test Set, Call Box	R&S GmbH & Co. KG	CMW500	T376	02/21/2020
Wideband Communication Test Set, Call Box	R&S GmbH & Co. KG	CMW500	T958	02/20/2020
*Chamber, Environmental	Cincinnati Sub Zero	ZPHS-8-3.5-SCT/WC	T754	*08/15/2019
Power Meter, P-series single channel	Keysight	N1911A	T1268	01/31/2020
*Power Sensor	Keysight	N1921A	T1228	*07/10/2019
Antenna, Horn 1-18GHz	ETS Lindgren	3117	T346	05/14/2020
Antenna, Horn 1-18GHz	ETS Lindgren	3117	T344	05/07/2020
*Antenna, Horn 18-26GHz	ARA	MWH-1826/B	T447	*6/16/2019
*Antenna, Horn 26-40GHz	ARA	MWH-2640/B	T446	*8/9/2019
*Antenna, Broadband Hybrid, 30MHz to 2000MHz	Sunol Sciences	JB3	PRE0181574	*08/01/2019
Antenna, Broadband Hybrid, 30MHz to 2000MHz	Sunol Sciences	JB3	PRE0077974	05/13/2020
Antenna, Active Loop 9KHz to 30MHz	EMCO	6502	T1616	10/18/2019
UL AUTOMATION SOFTWARE				
CLT Software	UL	UL RF	Ver 9.5, April 26, 2016	
Power Measurement Software	UL	UL RF	Ver 2.2, June 2017	

NOTES:

1. For equipment listed above that had a calibration due during the testing period, its use was paused to allow for calibration
2. * the testing done with this equipment was completed before calibration expiration date

UL VERIFICATION SERVICES INC. FORM NO: CCSUP4031B
47173 BENICIA STREET, FREMONT, CA 94538, USA TEL: (510) 319-4000 FAX: (510) 661-0888
This report shall not be reproduced except in full, without the written approval of UL Verification Services Inc.

7. RF OUTPUT POWER VERIFICATION

CONDUCTED OUTPUT POWER MEASUREMENT PROCEDURE

All LTE bands conducted average power is obtained from the CMW500 telecommunication test set.

The following tests were conducted according to the test requirements outlined in section 6.2 of the 3GPP TS36.101 specification.

UE Power Class: 3 (23 +/- 2dBm). The allowed Maximum Power Reduction (MPR) for the maximum output power due to higher order modulation and transmit bandwidth configuration (resource blocks) is specified in Table 6.2.3-1 of the 3GPP TS36.101.

Table 6.2.3-1: Maximum Power Reduction (MPR) for Power Class 1, 2 and 3

Modulation	Channel bandwidth / Transmission bandwidth (N_{RB})						MPR (dB)
	1.4 MHz	3.0 MHz	5 MHz	10 MHz	15 MHz	20 MHz	
QPSK	> 5	> 4	> 8	> 12	> 16	> 18	≤ 1
16 QAM	≤ 5	≤ 4	≤ 8	≤ 12	≤ 16	≤ 18	≤ 1
16 QAM	> 5	> 4	> 8	> 12	> 16	> 18	≤ 2
64 QAM	≤ 5	≤ 4	≤ 8	≤ 12	≤ 16	≤ 18	≤ 2
64 QAM	> 5	> 4	> 8	> 12	> 16	> 18	≤ 3

The allowed A-MPR values specified below in Table 6.2.4.-1 of 3GPP TS36.101 are in addition to the allowed MPR requirements. All the measurements below were performed with A-MPR disabled, by using Network Signaling Value of "NS_01".3

Table 6.2.4-1: Additional Maximum Power Reduction (A-MPR)

Network Signalling value	Requirements (sub-clause)	E-UTRA Band	Channel bandwidth (MHz)	Resources Blocks (N_{RB})	A-MPR (dB)
NS_01	6.6.2.1.1	Table 5.5-1	1.4, 3, 5, 10, 15, 20	Table 5.6-1	NA
NS_03	6.6.2.2.1	2, 4,10, 23, 25, 35, 36	3	>5	≤ 1
			5	>6	≤ 1
			10	>6	≤ 1
			15	>8	≤ 1
			20	>10	≤ 1
NS_04	6.6.2.2.2	41	5	>6	≤ 1
			10, 15, 20	See Table 6.2.4-4	
NS_05	6.6.3.3.1	1	10,15,20	≥ 50	≤ 1
NS_06	6.6.2.2.3	12, 13, 14, 17	1.4, 3, 5, 10	Table 5.6-1	n/a
NS_07	6.6.2.2.3 6.6.3.3.2	13	10	Table 6.2.4-2	Table 6.2.4-2
NS_08	6.6.3.3.3	19	10, 15	> 44	≤ 3
NS_09	6.6.3.3.4	21	10, 15	> 40	≤ 1
				> 55	≤ 2
NS_10		20	15, 20	Table 6.2.4-3	Table 6.2.4-3
NS_11	6.6.2.2.1	23[1]	1.4, 3, 5, 10	Table 6.2.4-5	Table 6.2.4-5
..					
NS_32	-	-	-	-	-
Note 1: Applies to the lower block of Band 23, i.e. a carrier placed in the 2000-2010 MHz region.					

This report shall not be reproduced except in full, without the written approval of UL Verification Services Inc.

MODES TESTED

- LTE Band 2
- LTE Band 5
- LTE Band 7
- LTE Band 12
- LTE Band 13
- LTE Band 14
- LTE Band 17
- LTE Band 25
- LTE Band 26
- LTE Band 30
- LTE Band 41
- LTE Band 48
- LTE Band 66
- LTE Band 71

RESULTS

EUT includes different power levels for head use configuration and body use configuration and the below tables contain the highest of all configurations average conducted output powers as follows:

This report shall not be reproduced except in full, without the written approval of UL Verification Services Inc.

7.1. LTE BAND 2

ID:	39004	Date:	5/24/2019

OUTPUT POWER FOR LTE BAND 2 (1.4 MHz)

Bandwidth (MHz)	Modulation	RB Allocation	RB Offset	Conducted Average (dBm)											
				ANT 1			ANT 2			ANT 3			ANT 4		
				18607	18900	19193	18607	18900	19193	18607	18900	19193	18607	18900	19193
				1850.7	1880.0	1909.3	1850.7	1880.0	1909.3	1850.7	1880.0	1909.3	1850.7	1880.0	1909.3
1.4	QPSK	1	0	24.9	25.4	**25.7**	21.6	21.8	**21.9**	24.7	24.5	**24.9**	18.7	18.5	**18.8**
		1	2	24.9	25.4	25.7	21.6	21.8	21.9	24.6	24.5	24.9	18.7	18.4	18.7
		1	5	24.9	25.4	25.6	21.7	21.8	21.8	24.6	24.5	24.9	18.7	18.4	18.7
		3	0	24.8	25.3	25.5	21.5	21.7	21.7	24.5	24.4	24.8	18.6	18.4	18.5
		3	1	24.8	25.3	25.5	21.5	21.7	21.7	24.5	24.3	24.7	18.6	18.3	18.5
		3	2	24.8	25.2	25.5	21.5	21.7	21.7	24.5	24.3	24.7	18.6	18.3	18.6
		6	0	23.7	24.2	24.4	20.4	20.7	20.6	23.4	23.2	23.7	17.5	17.4	17.5
	16QAM	1	0	24.2	24.7	**24.9**	20.9	21.0	21.1	23.8	23.6	**24.2**	17.9	17.9	**18.0**
		1	2	24.1	24.7	24.9	20.9	21.0	**21.1**	23.8	23.7	24.2	17.9	17.8	17.9
		1	5	24.1	24.6	24.8	20.9	21.1	21.1	23.8	23.7	24.1	17.9	17.8	18.0
		3	0	23.9	24.4	24.7	20.6	20.8	20.9	23.6	23.4	23.9	17.7	17.5	17.7
		3	1	23.8	24.4	24.6	20.6	20.8	20.9	23.6	23.4	23.8	17.7	17.5	17.7
		3	2	23.8	24.3	24.6	20.6	20.8	20.9	23.5	23.5	23.9	17.6	17.5	17.7
		6	0	22.7	23.3	23.6	19.5	19.7	19.8	22.5	22.4	22.7	16.5	16.4	16.6
	64QAM	1	0	23.4	23.3	**23.8**	19.9	19.9	20.0	22.8	22.6	**23.4**	**17.9**	17.5	17.7
		1	2	23.3	23.4	23.7	19.9	20.0	**20.1**	22.9	22.6	23.4	17.9	17.5	17.6
		1	5	23.5	23.2	23.7	19.8	20.1	20.0	22.8	22.6	23.3	17.9	17.5	17.7
		3	0	23.1	23.2	23.5	19.7	19.8	19.8	22.5	22.4	23.0	17.6	17.1	17.4
		3	1	23.0	23.2	23.5	19.7	19.8	19.8	22.5	22.5	23.0	17.6	17.1	17.4
		3	2	23.1	23.1	23.5	19.6	19.9	19.8	22.5	22.5	23.0	17.5	17.1	17.4
		6	0	22.0	22.0	22.2	18.6	18.8	18.7	21.5	21.4	21.8	16.3	16.2	16.3

OUTPUT POWER FOR LTE BAND 2 (3.0 MHz)

Bandwidth (MHz)	Modulation	RB Allocation	RB Offset	Conducted Average (dBm)											
				ANT 1			ANT 2			ANT 3			ANT 4		
				18615	18900	19185	18615	18900	19185	18615	18900	19185	18615	18900	19185
				1851.5	1880.0	1908.5	1851.5	1880.0	1908.5	1851.5	1880.0	1908.5	1851.5	1880.0	1908.5
3.0	QPSK	1	0	25.4	25.4	25.6	21.6	21.8	21.8	24.7	24.5	24.8	18.5	18.5	18.7
		1	7	25.4	25.4	**25.7**	21.7	21.9	**21.9**	24.7	24.5	**24.9**	18.5	18.6	**18.9**
		1	14	25.4	25.3	25.5	21.6	21.8	21.8	24.6	24.5	24.9	18.7	18.5	18.8
		8	0	24.3	24.3	24.5	20.5	20.7	20.7	23.5	23.3	23.7	17.6	17.4	17.6
		8	4	24.3	24.3	24.5	20.5	20.7	20.7	23.5	23.3	23.8	17.6	17.4	17.7
		8	7	24.3	24.2	24.5	20.5	20.7	20.7	23.5	23.3	23.8	17.6	17.4	17.7
		15	0	24.3	24.2	24.6	20.6	20.7	20.7	23.5	23.3	23.8	17.7	17.4	17.8
	16QAM	1	0	24.7	24.6	24.8	20.9	21.0	21.1	23.9	23.6	24.1	18.2	17.9	18.1
		1	7	24.8	24.6	**24.9**	20.9	**21.2**	21.1	23.9	23.7	**24.2**	**18.2**	17.9	18.2
		1	14	24.7	24.5	24.8	20.8	21.1	21.0	23.8	23.7	24.1	18.1	17.8	18.1
		8	0	23.3	23.3	23.5	19.5	19.6	19.7	22.5	22.3	22.7	16.7	16.4	16.6
		8	4	23.2	23.3	23.6	19.5	19.7	19.7	22.5	22.4	22.7	16.6	16.4	16.7
		8	7	23.2	23.2	23.5	19.5	19.7	19.7	22.5	22.3	22.7	16.6	16.4	16.7
		15	0	23.2	23.2	23.5	19.5	19.7	19.6	22.4	22.3	22.7	16.6	16.5	16.7
	64QAM	1	0	23.3	23.3	23.5	19.8	19.9	20.0	22.8	22.7	23.0	17.7	17.4	17.7
		1	7	23.4	23.2	**23.6**	19.9	**20.1**	20.0	22.8	22.6	**23.1**	17.7	17.4	**17.8**
		1	14	23.4	23.3	23.5	19.8	20.0	20.0	22.8	22.6	23.0	17.7	17.3	17.6
		8	0	22.0	22.0	22.2	18.5	18.6	18.7	21.5	21.3	21.7	16.3	16.0	16.3
		8	4	22.0	22.0	22.3	18.5	18.7	18.7	21.5	21.3	21.7	16.3	16.0	16.3
		8	7	22.0	21.9	22.3	18.5	18.7	18.7	21.5	21.3	21.8	16.3	16.0	16.3
		15	0	21.9	21.9	22.2	18.5	18.7	18.7	21.5	21.3	21.8	16.2	16.0	16.3

UL VERIFICATION SERVICES INC. FORM NO: CCSUP4031B
47173 BENICIA STREET, FREMONT, CA 94538, USA TEL: (510) 319-4000 FAX: (510) 661-0888
This report shall not be reproduced except in full, without the written approval of UL Verification Services Inc.

OUTPUT POWER FOR LTE BAND 2 (5.0 MHz)

Bandwidth (MHz)	Modulation	RB Allocation	RB Offset	Conducted Average (dBm)											
				ANT 1			ANT 2			ANT 3			ANT 4		
				18625	18900	19175	18625	18900	19175	18625	18900	19175	18625	18900	19175
				1852.5	1880.0	1907.5	1852.5	1880.0	1907.5	1852.5	1880.0	1907.5	1852.5	1880.0	1907.5
5.0	QPSK	1	0	25.4	25.5	25.6	21.8	21.9	**22.0**	24.8	24.5	24.9	**18.9**	18.6	18.8
		1	12	25.5	25.3	**25.7**	21.7	21.9	21.9	24.7	24.5	24.9	18.8	18.6	18.8
		1	24	25.5	25.4	25.7	21.8	21.9	21.9	24.8	24.5	**24.9**	18.8	18.6	18.9
		12	0	24.3	24.4	24.6	20.6	20.7	20.8	23.6	23.4	23.7	17.7	17.5	17.7
		12	6	24.3	24.4	24.6	20.6	20.8	20.8	23.6	23.4	23.8	17.7	17.5	17.7
		12	11	24.4	24.3	24.6	20.7	20.8	20.8	23.7	23.4	23.9	17.8	17.5	17.8
		25	0	24.4	24.3	24.6	20.6	20.8	20.8	23.6	23.5	23.7	17.7	17.5	17.7
	16QAM	1	0	24.9	24.8	24.9	21.0	21.3	21.2	24.0	23.8	24.1	18.3	18.0	18.1
		1	12	24.9	24.7	24.9	21.0	21.3	21.2	24.0	23.8	24.1	18.3	18.0	18.1
		1	24	**24.9**	24.8	24.8	21.1	**21.4**	21.1	24.0	23.9	**24.2**	**18.3**	18.0	18.2
		12	0	23.4	23.4	23.6	19.6	19.8	19.8	22.6	22.4	22.7	16.8	16.6	16.7
		12	6	23.4	23.4	23.6	19.6	19.8	19.8	22.6	22.5	22.8	16.8	16.6	16.8
		12	11	23.4	23.3	23.7	19.7	19.9	19.8	22.7	22.5	22.9	16.9	16.6	16.9
		25	0	23.4	23.3	23.6	19.6	19.8	19.8	22.6	22.5	22.8	16.8	16.6	16.8
	64QAM	1	0	23.5	23.5	**23.6**	20.0	20.1	**20.2**	23.1	22.8	23.1	17.9	17.5	17.7
		1	12	23.6	23.4	23.6	20.0	20.2	20.1	22.9	22.8	23.2	17.9	17.5	17.7
		1	24	23.6	23.5	23.6	20.1	20.2	20.2	23.0	22.8	**23.2**	**17.9**	17.5	17.8
		12	0	22.1	22.1	22.3	18.7	18.8	18.8	21.6	21.5	21.7	16.4	16.1	16.4
		12	6	22.1	22.1	22.2	18.6	18.8	18.9	21.6	21.5	21.8	16.4	16.2	16.3
		12	11	22.0	22.1	22.4	18.6	18.9	18.8	21.6	21.5	21.9	16.4	16.2	16.4
		25	0	22.0	22.0	22.2	18.7	18.8	18.8	21.6	21.5	21.8	16.4	16.2	16.4

OUTPUT POWER FOR LTE BAND 2 (10.0 MHz)

Bandwidth (MHz)	Modulation	RB Allocation	RB Offset	Conducted Average (dBm)											
				ANT 1			ANT 2			ANT 3			ANT 4		
				18650	18900	19150	18650	18900	19150	18650	18900	19150	18650	18900	19150
				1855.0	1880.0	1905.0	1855.0	1880.0	1905.0	1855.0	1880.0	1905.0	1855.0	1880.0	1905.0
10.0	QPSK	1	0	25.5	25.6	**25.7**	21.8	22.0	21.9	24.8	24.6	24.9	**19.0**	18.8	18.8
		1	24	25.4	25.6	25.6	21.8	21.9	**22.0**	24.8	24.6	24.8	19.0	18.7	18.8
		1	49	25.7	25.4	25.7	21.9	22.0	21.9	24.9	24.7	**25.0**	18.9	18.6	18.8
		25	0	24.5	24.5	24.7	20.8	20.9	20.9	23.7	23.5	23.8	17.9	17.6	17.7
		25	12	24.5	24.5	24.6	20.8	20.9	20.9	23.7	23.5	23.8	17.9	17.7	17.8
		25	24	24.6	24.4	24.7	20.8	21.0	20.9	23.8	23.6	23.9	17.8	17.7	17.8
		50	0	24.6	24.4	24.6	20.8	20.9	21.0	23.8	23.6	23.8	18.0	17.7	17.8
	16QAM	1	0	24.9	25.0	25.0	21.0	21.2	21.3	24.0	23.9	24.1	18.4	18.1	18.1
		1	24	24.9	24.9	24.9	21.1	21.2	**21.3**	24.0	23.8	24.1	**18.4**	18.0	18.2
		1	49	25.0	24.8	**25.0**	21.1	21.2	21.3	24.1	23.8	**24.2**	18.2	18.0	18.2
		25	0	23.6	23.6	23.7	19.8	19.9	19.9	22.7	22.6	22.8	16.9	16.8	16.8
		25	12	23.5	23.5	23.7	19.9	19.9	20.0	22.8	22.6	22.8	17.0	16.7	16.9
		25	24	23.7	23.5	23.8	19.9	20.0	20.0	22.8	22.6	22.9	16.9	16.7	16.9
		50	0	23.6	23.5	23.7	19.9	20.0	19.9	22.8	22.6	22.9	17.0	16.7	16.8
	64QAM	1	0	23.5	23.5	23.7	20.0	20.1	20.2	23.1	22.9	23.0	**17.9**	17.7	17.6
		1	24	23.5	23.4	23.6	20.1	20.1	**20.3**	23.0	22.8	23.1	17.9	17.5	17.7
		1	49	23.7	23.4	**23.7**	20.1	20.1	20.3	23.1	22.9	**23.2**	17.8	17.5	17.7
		25	0	22.3	22.3	22.4	18.9	19.0	19.0	21.8	21.7	21.8	16.6	16.3	16.5
		25	12	22.3	22.3	22.3	18.9	19.0	19.1	21.8	21.7	21.8	16.6	16.3	16.5
		25	24	22.4	22.3	22.4	19.0	19.1	19.0	21.9	21.7	21.9	16.6	16.3	16.6
		50	0	22.3	22.3	22.3	18.9	19.1	19.0	21.9	21.7	21.9	16.6	16.3	16.5

UL VERIFICATION SERVICES INC. FORM NO: CCSUP4031B
47173 BENICIA STREET, FREMONT, CA 94538, USA TEL: (510) 319-4000 FAX: (510) 661-0888
This report shall not be reproduced except in full, without the written approval of UL Verification Services Inc.

OUTPUT POWER FOR LTE BAND 2 (15.0 MHz)

Bandwidth (MHz)	Modulation	RB Allocation	RB Offset	Conducted Average (dBm)											
				ANT 1			ANT 2			ANT 3			ANT 4		
				18675	18900	19125	18675	18900	19125	18675	18900	19125	18675	18900	19125
				1857.5	1880.0	1902.5	1857.5	1880.0	1902.5	1857.5	1880.0	1902.5	1857.5	1880.0	1902.5
15.0	QPSK	1	0	25.5	25.5	25.5	21.8	21.9	21.8	24.8	24.7	24.8	**19.0**	18.7	18.6
		1	37	**25.7**	25.4	25.6	21.8	**21.9**	21.9	24.8	24.5	24.9	18.9	18.6	18.7
		1	74	25.6	25.5	25.7	21.8	21.8	21.9	24.7	24.6	**25.0**	18.8	18.6	18.8
		36	0	24.5	24.5	24.5	20.8	20.8	20.8	23.8	23.5	23.7	17.9	17.7	17.7
		36	16	24.7	24.5	24.7	20.8	20.9	20.9	23.8	23.5	23.8	17.8	17.7	17.8
		36	35	24.7	24.4	24.6	20.9	20.9	20.9	23.8	23.5	23.8	17.8	17.6	17.8
		75	0	24.7	24.4	24.6	20.8	20.9	20.8	23.8	23.5	23.7	17.8	17.7	17.7
	16QAM	1	0	24.9	24.9	24.9	21.0	21.2	21.0	24.0	24.0	24.1	**18.4**	18.1	18.0
		1	37	25.1	24.8	**25.1**	21.1	**21.2**	21.1	24.2	23.9	24.2	18.3	18.0	18.1
		1	74	25.0	24.8	25.0	21.1	21.1	21.2	24.0	24.0	**24.3**	18.1	17.9	18.2
		36	0	23.6	23.6	23.6	19.8	19.9	19.8	22.8	22.6	22.7	17.0	16.7	16.7
		36	16	23.7	23.6	23.7	19.9	19.9	19.9	22.9	22.6	22.8	16.9	16.8	16.8
		36	35	23.7	23.5	23.7	19.9	20.0	20.0	22.8	22.6	22.9	16.9	16.7	16.9
		75	0	23.7	23.5	23.7	19.8	20.0	19.9	22.9	22.6	22.8	16.9	16.7	16.8
	64QAM	1	0	23.5	23.5	23.4	20.1	20.2	20.1	23.0	22.9	23.0	**17.8**	17.7	17.5
		1	37	23.7	23.4	23.7	20.1	**20.3**	20.2	23.0	22.8	23.1	17.7	17.6	17.6
		1	74	23.6	23.5	**23.7**	20.1	20.1	20.3	23.0	22.8	**23.3**	17.7	17.5	17.7
		36	0	22.2	22.3	22.4	18.9	19.0	18.9	21.8	21.7	21.8	16.6	16.3	16.4
		36	16	22.4	22.3	22.4	18.9	19.0	19.0	21.9	21.7	21.9	16.6	16.4	16.4
		36	35	22.4	22.2	22.4	19.0	19.0	19.0	21.8	21.7	21.9	16.6	16.4	16.5
		75	0	22.4	22.2	22.4	18.9	19.0	18.9	21.9	21.6	21.9	16.5	16.3	16.4

OUTPUT POWER FOR LTE BAND 2 (20.0 MHz)

Bandwidth (MHz)	Modulation	RB Allocation	RB Offset	Conducted Average (dBm)											
				ANT 1			ANT 2			ANT 3			ANT 4		
				18700	18900	19100	18700	18900	19100	18700	18900	19100	18700	18900	19100
				1860.0	1880.0	1900.0	1860.0	1880.0	1900.0	1860.0	1880.0	1900.0	1860.0	1880.0	1900.0
20.0	QPSK	1	0	25.5	25.6	25.6	21.7	21.9	22.0	24.8	24.7	24.7	18.9	18.8	18.7
		1	49	25.6	25.5	25.6	21.8	21.9	21.9	24.7	24.6	24.8	18.8	18.7	18.7
		1	99	25.5	25.5	**25.7**	21.8	21.9	**22.0**	24.6	24.7	**25.0**	18.7	18.7	**19.0**
		50	0	24.5	24.6	24.5	20.8	20.9	20.8	23.7	23.6	23.6	17.9	17.8	17.6
		50	24	24.6	24.4	24.7	20.8	20.9	20.9	23.8	23.6	23.7	17.8	17.7	17.8
		50	49	24.5	24.5	24.6	20.8	20.9	20.9	23.7	23.6	23.7	17.8	17.7	17.8
		100	0	24.6	24.4	24.7	20.8	20.9	20.9	23.7	23.6	23.8	17.8	17.7	17.7
	16QAM	1	0	24.9	**25.0**	24.9	21.1	21.2	21.4	24.0	24.2	24.0	18.3	18.3	18.0
		1	49	25.0	25.0	24.9	21.2	21.2	21.3	24.0	24.0	24.1	18.2	18.2	18.1
		1	99	24.8	25.0	25.0	21.2	21.2	**21.5**	23.9	24.2	**24.3**	18.1	18.2	**18.4**
		50	0	23.7	23.6	23.5	19.9	19.9	19.8	22.8	22.6	22.6	17.0	16.9	16.7
		50	24	23.7	23.5	23.7	19.9	20.0	20.0	22.8	22.6	22.8	16.9	16.8	16.8
		50	49	23.6	23.5	23.7	19.9	20.0	20.0	22.7	22.7	22.8	16.8	16.7	16.8
		100	0	23.7	23.5	23.7	19.9	20.0	20.0	22.8	22.6	22.8	16.8	16.7	16.8
	64QAM	1	0	23.4	23.7	23.7	19.9	20.3	20.4	23.1	22.8	22.9	17.7	17.8	17.7
		1	49	23.5	23.7	23.8	20.0	20.3	20.3	23.1	22.6	22.9	17.6	17.7	17.8
		1	99	23.3	23.7	**23.9**	20.0	20.3	**20.4**	23.1	22.8	**23.2**	17.5	17.7	**18.0**
		50	0	22.4	22.3	22.2	18.9	19.0	18.9	21.8	21.7	21.7	16.6	16.4	16.3
		50	24	22.4	22.2	22.5	19.0	19.0	19.0	21.8	21.6	21.9	16.5	16.4	16.4
		50	49	22.3	22.3	22.4	18.9	19.0	19.0	21.7	21.6	21.8	16.5	16.4	16.5
		100	0	22.4	22.2	22.4	18.9	19.0	19.0	21.8	21.6	21.8	16.5	16.3	16.4

UL VERIFICATION SERVICES INC. FORM NO: CCSUP4031B
47173 BENICIA STREET, FREMONT, CA 94538, USA TEL: (510) 319-4000 FAX: (510) 661-0888
This report shall not be reproduced except in full, without the written approval of UL Verification Services Inc.

7.2. LTE BAND 5

ID:	39004	Date:	4/14/2019

OUTPUT POWER FOR LTE BAND 5 (1.4 MHz)

Bandwidth (MHz)	Modulation	RB Allocation	RB Offset	Conducted Average (dBm)					
				ANT 1			ANT 2		
				20407	20525	20643	20407	20525	20643
				824.7	836.5	848.3	824.7	836.5	848.3
1.4	QPSK	1	0	25.7	25.6	25.6	24.3	**24.4**	24.1
		1	2	25.7	25.5	**25.7**	24.2	24.4	24.1
		1	5	25.7	25.6	25.6	24.3	24.3	24.2
		3	0	25.5	25.4	25.4	24.2	24.2	23.9
		3	1	25.5	25.4	25.4	24.2	24.2	23.9
		3	2	25.6	25.4	25.4	24.2	24.1	24.0
		6	0	24.5	24.4	24.3	23.1	23.1	22.9
	16QAM	1	0	24.9	**24.9**	24.8	23.4	**23.7**	23.5
		1	2	24.8	24.9	24.8	23.4	23.6	23.3
		1	5	24.9	24.9	24.9	23.4	23.6	23.4
		3	0	24.7	24.5	24.6	23.1	23.3	23.1
		3	1	24.6	24.5	24.6	23.1	23.3	23.1
		3	2	24.6	24.5	24.6	23.1	23.2	23.0
		6	0	23.5	23.3	23.5	22.0	22.0	22.0
	64QAM	1	0	24.0	23.8	23.7	**22.6**	22.2	22.3
		1	2	**24.0**	23.7	23.8	22.5	22.2	22.2
		1	5	24.0	23.8	23.9	22.5	22.3	22.3
		3	0	23.7	23.4	23.6	22.2	22.0	22.1
		3	1	23.7	23.4	23.6	22.2	21.9	22.0
		3	2	23.7	23.4	23.6	22.2	22.0	22.1
		6	0	22.5	22.4	22.5	21.1	21.0	20.9

OUTPUT POWER FOR LTE BAND 5 (3.0 MHz)

Bandwidth (MHz)	Modulation	RB Allocation	RB Offset	Conducted Average (dBm)					
				ANT 1			ANT 2		
				20415	20525	20635	20415	20525	20635
				825.5	836.5	847.5	825.5	836.5	847.5
3.0	QPSK	1	0	**25.7**	25.6	25.5	24.3	24.4	24.1
		1	7	25.7	25.6	25.6	24.3	24.3	24.1
		1	14	25.6	25.5	25.6	**24.4**	24.2	24.0
		8	0	24.5	24.4	24.4	23.2	23.2	22.9
		8	4	24.5	24.4	24.4	23.2	23.1	22.9
		8	7	24.5	24.4	24.4	23.2	23.1	22.9
		15	0	24.5	24.4	24.4	23.2	23.1	23.0
	16QAM	1	0	24.9	24.7	24.8	23.6	23.6	23.3
		1	7	**24.9**	24.8	24.8	23.6	23.5	23.4
		1	14	24.9	24.8	24.9	**23.7**	23.4	23.3
		8	0	23.5	23.4	23.3	22.1	22.2	21.9
		8	4	23.5	23.4	23.3	22.1	22.2	21.9
		8	7	23.5	23.4	23.3	22.1	22.1	21.9
		15	0	23.5	23.4	23.4	22.1	22.1	22.0
	64QAM	1	0	23.7	23.7	23.7	22.3	22.3	22.3
		1	7	**23.9**	23.8	23.8	**22.4**	22.4	22.3
		1	14	23.8	23.7	23.8	22.4	22.2	22.2
		8	0	22.5	22.4	22.4	21.1	20.9	20.9
		8	4	22.5	22.4	22.4	21.1	20.9	20.9
		8	7	22.4	22.4	22.4	21.1	21.0	20.9
		15	0	22.5	22.3	22.4	21.1	20.9	20.9

This report shall not be reproduced except in full, without the written approval of UL Verification Services Inc.

OUTPUT POWER FOR LTE BAND 5 (5.0 MHz)

Bandwidth (MHz)	Modulation	RB Allocation	RB Offset	Conducted Average (dBm)					
				ANT 1			ANT 2		
				20425	20525	20625	20425	20525	20625
				826.5	836.5	846.5	826.5	836.5	846.5
5.0	QPSK	1	0	**25.7**	25.6	25.6	24.2	**24.5**	24.1
		1	12	25.7	25.5	25.6	24.3	24.3	24.1
		1	24	25.6	25.5	25.6	24.5	24.2	24.1
		12	0	24.5	24.4	24.4	23.2	23.3	23.0
		12	6	24.5	24.4	24.4	23.2	23.3	23.0
		12	11	24.5	24.4	24.5	23.3	23.2	23.0
		25	0	24.6	24.4	24.4	23.3	23.2	23.0
	16QAM	1	0	25.1	25.0	24.9	23.5	23.8	23.5
		1	12	25.0	24.9	24.8	23.7	23.5	23.5
		1	24	**25.1**	24.9	24.9	**23.9**	23.5	23.5
		12	0	23.6	23.4	23.4	22.2	22.3	22.0
		12	6	23.6	23.5	23.4	22.2	22.3	22.0
		12	11	23.6	23.4	23.4	22.2	22.2	22.0
		25	0	23.6	23.5	23.4	22.2	22.1	22.0
	64QAM	1	0	23.9	23.9	**24.0**	22.5	22.4	22.5
		1	12	23.9	23.8	23.9	22.5	22.3	22.5
		1	24	24.0	23.9	24.0	22.4	22.5	**22.5**
		12	0	22.6	22.5	22.4	21.1	20.9	21.0
		12	6	22.6	22.4	22.5	21.1	20.9	21.0
		12	11	22.6	22.4	22.5	21.1	21.0	21.0
		25	0	22.5	22.4	22.5	21.1	21.0	21.0

OUTPUT POWER FOR LTE BAND 5 (10.0 MHz)

Bandwidth (MHz)	Modulation	RB Allocation	RB Offset	Conducted Average (dBm)					
				ANT 1			ANT 2		
				20450	20525	20600	20450	20525	20600
				829.0	836.5	844.0	829.0	836.5	844.0
10.0	QPSK	1	0	**25.7**	25.7	25.6	24.2	24.4	24.2
		1	24	25.6	25.5	25.6	**24.5**	24.3	24.1
		1	49	25.6	25.6	25.6	24.4	24.2	24.1
		25	0	24.6	24.6	24.4	23.3	23.4	23.1
		25	12	24.6	24.5	24.5	23.4	23.3	23.1
		25	24	24.6	24.5	24.5	23.4	23.1	23.1
		50	0	24.6	24.5	24.5	23.4	23.2	23.2
	16QAM	1	0	24.9	**25.1**	25.0	23.5	23.7	23.4
		1	24	24.9	24.9	24.9	**23.9**	23.6	23.4
		1	49	24.9	25.0	24.9	23.7	23.4	23.4
		25	0	23.7	23.6	23.5	22.4	22.4	22.2
		25	12	23.6	23.5	23.5	22.5	22.3	22.1
		25	24	23.7	23.6	23.5	22.4	22.2	22.1
		50	0	23.6	23.5	23.5	22.5	22.3	22.2
	64QAM	1	0	23.9	**24.0**	23.8	22.4	**22.4**	22.4
		1	24	23.9	23.8	23.7	22.3	22.3	22.3
		1	49	23.9	23.8	23.8	22.4	22.4	22.4
		25	0	22.7	22.7	22.5	21.2	21.2	21.1
		25	12	22.7	22.6	22.6	21.2	21.1	21.1
		25	24	22.8	22.7	22.6	21.2	21.2	21.1
		50	0	22.7	22.6	22.5	21.2	21.2	21.0

UL VERIFICATION SERVICES INC. FORM NO: CCSUP4031B
47173 BENICIA STREET, FREMONT, CA 94538, USA TEL: (510) 319-4000 FAX: (510) 661-0888
This report shall not be reproduced except in full, without the written approval of UL Verification Services Inc.

7.3. LTE BAND 7

ID:	39004	Date:	5/24/2019

OUTPUT POWER FOR LTE BAND 7 (5.0 MHz)

Bandwidth (MHz)	Modulation	RB Allocation	RB Offset	Conducted Average (dBm)											
				ANT 1			ANT 2			ANT 3			ANT 4		
				20775	21100	21425	20775	21100	21425	20775	21100	21425	20775	21100	21425
				2502.5	2535.0	2567.5	2502.5	2535.0	2567.5	2502.5	2535.0	2567.5	2502.5	2535.0	2567.5
5.0	QPSK	1	0	25.5	**25.5**	25.4	**20.4**	20.3	20.1	**24.5**	24.2	23.9	18.4	18.2	18.0
		1	12	25.5	25.5	25.4	20.3	20.2	20.1	24.3	24.2	23.8	**18.4**	18.2	18.0
		1	24	25.5	25.4	25.5	20.3	20.2	20.2	24.4	24.2	23.9	18.4	18.1	18.0
		12	0	24.4	24.4	24.4	19.3	19.1	19.0	23.3	23.2	22.8	17.4	17.2	16.9
		12	6	24.4	24.4	24.4	19.3	19.1	19.1	23.2	23.2	22.8	17.3	17.2	17.0
		12	11	24.4	24.4	24.4	19.2	19.1	19.1	23.2	23.2	22.8	17.3	17.2	17.0
		25	0	24.4	24.4	24.4	19.2	19.2	19.1	23.2	23.1	22.8	17.3	17.1	17.0
	16QAM	1	0	24.8	24.8	24.7	19.7	**19.7**	19.5	**23.7**	23.3	23.0	17.5	**17.6**	17.3
		1	12	**24.9**	24.7	24.7	19.6	19.6	19.5	23.5	23.4	23.0	17.5	17.5	17.3
		1	24	24.8	24.7	24.8	19.5	19.6	19.6	23.6	23.5	23.1	17.5	17.5	17.4
		12	0	23.4	23.4	23.3	18.3	18.2	18.1	22.2	22.1	21.7	16.3	16.2	15.9
		12	6	23.4	23.4	23.4	18.3	18.2	18.1	22.2	22.2	21.7	16.3	16.2	16.0
		12	11	23.4	23.4	23.4	18.2	18.2	18.1	22.2	22.2	21.7	16.3	16.2	16.0
		25	0	23.4	23.3	23.4	18.2	18.1	18.1	22.2	22.1	21.7	16.3	16.2	16.0
	64QAM	1	0	23.8	**23.8**	23.5	18.3	18.2	18.1	**22.6**	22.3	22.0	**16.8**	16.7	16.4
		1	12	23.8	23.7	23.6	**18.3**	18.2	18.1	22.5	22.3	22.0	16.7	16.6	16.4
		1	24	23.8	23.8	23.6	18.3	18.1	18.3	22.5	22.3	22.1	16.8	16.7	16.5
		12	0	22.4	22.4	22.3	16.9	16.9	16.9	21.2	21.2	20.8	15.4	15.3	15.1
		12	6	22.4	22.4	22.4	16.9	17.0	16.8	21.2	21.1	20.8	15.5	15.3	15.2
		12	11	22.4	22.4	22.4	16.9	17.0	16.8	21.2	21.1	20.8	15.4	15.3	15.2
		25	0	22.4	22.3	22.4	16.8	16.9	16.8	21.1	21.1	20.8	15.5	15.3	15.2

OUTPUT POWER FOR LTE BAND 7 (10.0 MHz)

Bandwidth (MHz)	Modulation	RB Allocation	RB Offset	Conducted Average (dBm)											
				ANT 1			ANT 2			ANT 3			ANT 4		
				20800	21100	21400	20800	21100	21400	20800	21100	21400	20800	21100	21400
				2505.0	2535.0	2565.0	2505.0	2535.0	2565.0	2505.0	2535.0	2565.0	2505.0	2535.0	2565.0
10.0	QPSK	1	0	25.5	25.6	25.3	20.3	20.3	20.2	**24.5**	24.1	23.9	**18.4**	18.3	18.1
		1	24	25.5	25.5	25.4	20.2	20.2	20.2	24.4	24.2	23.9	18.4	18.2	18.1
		1	49	**25.6**	25.5	25.5	**20.3**	20.3	20.3	24.5	24.3	24.0	18.4	18.3	18.1
		25	0	24.5	24.6	24.4	19.3	19.3	19.2	23.4	23.2	22.9	17.4	17.3	17.1
		25	12	24.6	24.5	24.4	19.2	19.2	19.2	23.4	23.3	22.9	17.4	17.3	17.1
		25	24	24.6	24.5	24.5	19.3	19.3	19.3	23.5	23.2	22.9	17.3	17.3	17.1
		50	0	24.6	24.5	24.5	19.3	19.2	19.2	23.4	23.3	22.9	17.4	17.3	17.1
	16QAM	1	0	24.8	24.9	24.6	**19.8**	19.7	19.5	**23.7**	23.3	23.2	17.6	**17.6**	17.3
		1	24	24.9	24.7	24.7	19.7	19.6	19.4	23.5	23.5	23.1	17.6	17.5	17.3
		1	49	**24.9**	24.7	24.8	19.7	19.6	19.6	23.7	23.4	23.1	17.6	17.6	17.4
		25	0	23.6	23.6	23.4	18.4	18.4	18.3	22.4	22.2	21.9	16.5	16.4	16.1
		25	12	23.6	23.5	23.4	18.3	18.3	18.3	22.4	22.3	21.9	16.4	16.3	16.1
		25	24	23.6	23.5	23.5	18.3	18.3	18.3	22.4	22.3	21.9	16.4	16.3	16.1
		50	0	23.6	23.6	23.5	18.3	18.3	18.3	22.4	22.3	21.9	16.4	16.3	16.1
	64QAM	1	0	23.7	23.7	23.6	18.1	18.2	18.2	22.6	22.4	22.6	**16.7**	16.6	16.4
		1	24	23.7	23.6	23.6	18.1	18.2	18.2	22.4	22.5	22.6	16.6	16.5	16.4
		1	49	23.7	23.7	**23.8**	18.2	18.1	**18.2**	22.6	22.5	**22.6**	16.7	16.6	16.5
		25	0	22.6	22.6	22.4	17.0	17.2	17.1	21.4	21.3	21.5	15.6	15.6	15.3
		25	12	22.6	22.5	22.4	17.0	17.2	17.1	21.4	21.4	21.5	15.6	15.5	15.3
		25	24	22.7	22.5	22.5	17.1	17.2	17.1	21.4	21.3	21.5	15.6	15.5	15.3
		50	0	22.6	22.5	22.4	17.0	17.2	17.1	21.4	21.4	21.5	15.6	15.5	15.3

This report shall not be reproduced except in full, without the written approval of UL Verification Services Inc.

OUTPUT POWER FOR LTE BAND 7 (15.0 MHz)

Bandwidth (MHz)	Modulation	RB Allocation	RB Offset	Conducted Average (dBm)											
				ANT 1			ANT 2			ANT 3			ANT 4		
				20825	21100	21375	20825	21100	21375	20825	21100	21375	20825	21100	21375
				2507.5	2535.0	2562.5	2507.5	2535.0	2562.5	2507.5	2535.0	2562.5	2507.5	2535.0	2562.5
15.0	QPSK	1	0	25.5	**25.6**	25.3	20.3	20.3	20.2	**25.0**	24.6	24.5	**18.5**	18.4	18.2
		1	37	25.6	25.4	25.3	20.2	20.3	20.1	24.9	24.7	24.4	18.4	18.3	18.1
		1	74	25.6	25.4	25.5	**20.5**	20.3	20.2	24.8	24.6	24.4	18.4	18.3	18.1
		36	0	24.6	24.6	24.3	19.2	19.3	19.1	23.9	23.6	23.4	17.4	17.4	17.2
		36	16	24.6	24.5	24.3	19.2	19.2	19.1	24.0	23.7	23.4	17.4	17.4	17.2
		36	35	24.6	24.5	24.4	19.3	19.2	19.2	24.0	23.7	23.4	17.5	17.4	17.1
		75	0	24.6	24.5	24.3	19.2	19.2	19.1	23.9	23.7	23.4	17.4	17.4	17.2
	16QAM	1	0	24.8	24.9	24.7	19.6	19.7	19.6	24.0	23.8	23.7	**17.8**	17.6	17.4
		1	37	24.8	24.7	24.6	19.5	19.6	19.5	24.0	24.0	23.6	17.7	17.5	17.4
		1	74	**24.9**	24.6	24.7	**19.9**	19.6	19.6	**24.0**	23.9	23.7	17.7	17.5	17.3
		36	0	23.6	23.6	23.4	18.2	18.4	18.2	22.8	22.7	22.4	16.5	16.5	16.2
		36	16	23.6	23.5	23.4	18.2	18.3	18.2	22.9	22.8	22.4	16.5	16.4	16.2
		36	35	23.6	23.5	23.5	18.4	18.3	18.3	22.9	22.8	22.4	16.5	16.4	16.2
		75	0	23.6	23.5	23.4	18.3	18.3	18.2	22.9	22.8	22.4	16.5	16.4	16.2
	64QAM	1	0	23.6	**23.8**	23.5	18.0	**18.3**	18.2	**23.1**	22.7	22.6	**16.9**	16.7	16.4
		1	37	23.7	23.8	23.5	18.1	18.2	18.2	23.1	22.8	22.6	16.8	16.6	16.5
		1	74	23.7	23.8	23.7	18.2	18.2	18.2	23.1	22.8	22.6	16.8	16.7	16.4
		36	0	22.6	22.6	22.4	17.1	17.1	17.0	21.9	21.8	21.5	15.7	15.6	15.3
		36	16	22.7	22.5	22.4	17.1	17.1	17.1	22.0	21.9	21.5	15.7	15.6	15.4
		36	35	22.6	22.5	22.5	17.2	17.1	17.1	21.9	21.8	21.5	15.7	15.6	15.4
		75	0	22.6	22.5	22.4	17.1	17.1	17.0	22.0	21.8	21.5	15.6	15.5	15.4

OUTPUT POWER FOR LTE BAND 7 (20.0 MHz)

Bandwidth (MHz)	Modulation	RB Allocation	RB Offset	Conducted Average (dBm)											
				ANT 1			ANT 2			ANT 3			ANT 4		
				20850	21100	21350	20850	21100	21350	20850	21100	21350	20850	21100	21350
				2510.0	2535.0	2560.0	2510.0	2535.0	2560.0	2510.0	2535.0	2560.0	2510.0	2535.0	2560.0
20.0	QPSK	1	0	25.5	**25.7**	25.5	20.3	20.3	20.3	**25.0**	24.7	24.5	**18.4**	18.3	18.1
		1	49	25.5	25.5	25.3	20.3	20.2	20.1	24.8	24.7	24.4	18.3	18.2	18.0
		1	99	25.6	25.4	25.5	**20.4**	20.3	20.3	24.8	24.7	24.4	18.3	18.2	18.0
		50	0	24.5	24.6	24.3	19.2	19.2	19.1	24.0	23.7	23.5	17.4	17.3	17.1
		50	24	24.6	24.5	24.3	19.3	19.2	19.1	23.9	23.8	23.4	17.4	17.3	17.1
		50	49	24.6	24.5	24.3	19.4	19.2	19.1	23.8	23.7	23.4	17.3	17.3	17.0
		100	0	24.6	24.5	24.3	19.3	19.2	19.1	23.9	23.7	23.4	17.3	17.3	17.1
	16QAM	1	0	24.8	**25.1**	24.8	19.8	19.7	19.6	**24.2**	23.9	23.8	17.7	**17.8**	17.4
		1	49	24.8	24.8	24.6	19.8	19.5	19.4	24.0	23.9	23.6	17.6	17.6	17.3
		1	99	24.9	24.8	24.8	**20.0**	19.7	19.6	24.1	23.9	23.8	17.7	17.6	17.4
		50	0	23.6	23.6	23.4	18.3	18.3	18.2	22.9	22.7	22.5	16.4	16.4	16.1
		50	24	23.6	23.5	23.4	18.4	18.3	18.2	22.9	22.8	22.4	16.4	16.3	16.1
		50	49	23.6	23.5	23.4	18.5	18.3	18.2	22.8	22.8	22.4	16.4	16.3	16.2
		100	0	23.7	23.5	23.4	18.3	18.2	18.1	22.9	22.7	22.4	16.4	16.3	16.1
	64QAM	1	0	23.6	**24.0**	23.8	18.3	18.2	18.3	22.9	23.0	22.6	**16.9**	16.5	16.5
		1	49	23.7	23.8	23.6	18.4	18.0	18.2	22.9	**23.1**	22.4	16.8	16.4	16.5
		1	99	23.8	23.8	23.8	**18.5**	18.0	18.3	22.9	23.0	22.5	16.8	16.4	16.6
		50	0	22.5	22.6	22.4	17.0	17.1	17.1	21.9	21.7	21.5	15.6	15.4	15.2
		50	24	22.6	22.5	22.4	17.2	17.1	17.0	21.9	21.8	21.5	15.5	15.4	15.2
		50	49	22.7	22.5	22.4	17.2	17.1	17.1	21.9	21.8	21.5	15.5	15.4	15.3
		100	0	22.7	22.5	22.4	17.1	17.1	17.0	22.0	21.8	21.5	15.5	15.4	15.2

UL VERIFICATION SERVICES INC. FORM NO: CCSUP4031B
47173 BENICIA STREET, FREMONT, CA 94538, USA TEL: (510) 319-4000 FAX: (510) 661-0888
This report shall not be reproduced except in full, without the written approval of UL Verification Services Inc.

7.4. LTE BAND 12

ID:	39004	Date:	5/24/2019

OUTPUT POWER FOR LTE BAND 12 (1.4 MHz)

Bandwidth (MHz)	Modulation	RB Allocation	RB Offset	Conducted Average (dBm)					
				ANT 1			ANT 2		
				23017	23095	23173	23017	23095	23173
				699.7	707.5	715.3	699.7	707.5	715.3
1.4	QPSK	1	0	25.6	25.6	**25.7**	24.4	**24.4**	24.3
		1	2	25.6	25.6	25.6	24.4	24.3	24.3
		1	5	25.5	25.6	25.6	24.3	24.4	24.3
		3	0	25.5	25.5	25.4	24.3	24.2	24.1
		3	1	25.5	25.4	25.4	24.3	24.2	24.1
		3	2	25.5	25.4	25.4	24.3	24.2	24.1
		6	0	24.4	24.5	24.2	23.2	23.2	23.0
	16QAM	1	0	24.8	24.9	24.9	23.6	23.7	23.5
		1	2	24.7	**24.9**	24.8	23.6	23.7	23.5
		1	5	24.7	24.9	24.9	23.5	**23.8**	23.6
		3	0	24.4	24.6	24.6	23.4	23.3	23.2
		3	1	24.5	24.5	24.5	23.3	23.3	23.3
		3	2	24.4	24.5	24.5	23.4	23.3	23.2
		6	0	23.3	23.4	23.5	22.2	22.1	22.2
	64QAM	1	0	**23.7**	23.5	23.5	**22.2**	22.0	22.1
		1	2	23.7	23.5	23.4	22.2	22.1	22.2
		1	5	23.6	23.6	23.6	22.1	22.1	22.2
		3	0	23.3	23.1	23.3	22.0	22.0	21.8
		3	1	23.3	23.1	23.3	22.0	22.0	21.8
		3	2	23.3	23.1	23.3	22.0	22.0	21.8
		6	0	22.1	22.1	22.1	20.8	20.8	20.7

OUTPUT POWER FOR LTE BAND 12 (3.0 MHz)

Bandwidth (MHz)	Modulation	RB Allocation	RB Offset	Conducted Average (dBm)					
				ANT 1			ANT 2		
				23025	23095	23165	23025	23095	23165
				700.5	707.5	714.5	700.5	707.5	714.5
3.0	QPSK	1	0	25.5	25.5	25.6	**24.4**	24.4	24.3
		1	7	25.5	**25.7**	25.6	24.4	24.4	24.2
		1	14	25.5	25.6	25.5	24.3	24.3	24.2
		8	0	24.4	24.4	24.4	23.2	23.2	23.1
		8	4	24.4	24.4	24.4	23.1	23.1	23.1
		8	7	24.4	24.4	24.5	23.1	23.1	23.1
		15	0	24.3	24.4	24.5	23.2	23.2	23.1
	16QAM	1	0	24.7	24.8	24.8	**23.7**	23.7	23.6
		1	7	24.8	24.8	**24.9**	23.6	23.7	23.6
		1	14	24.8	24.8	24.6	23.5	23.6	23.5
		8	0	23.3	23.4	23.3	22.2	22.2	22.1
		8	4	23.3	23.4	23.4	22.2	22.2	22.1
		8	7	23.3	23.4	23.4	22.2	22.2	22.0
		15	0	23.3	23.4	23.4	22.2	22.2	22.1
	64QAM	1	0	23.4	23.4	23.5	**22.1**	22.1	22.0
		1	7	23.4	23.5	**23.6**	22.1	22.1	21.9
		1	14	23.4	23.6	23.5	22.0	22.1	22.0
		8	0	22.1	22.1	22.1	20.8	20.8	20.7
		8	4	22.0	22.1	22.1	20.8	20.8	20.6
		8	7	22.0	22.1	22.2	20.8	20.8	20.6
		15	0	22.0	22.1	22.1	20.8	20.8	20.6

UL VERIFICATION SERVICES INC. FORM NO: CCSUP4031B
47173 BENICIA STREET, FREMONT, CA 94538, USA TEL: (510) 319-4000 FAX: (510) 661-0888
This report shall not be reproduced except in full, without the written approval of UL Verification Services Inc.

OUTPUT POWER FOR LTE BAND 12 (5.0 MHz)

Bandwidth (MHz)	Modulation	RB Allocation	RB Offset	Conducted Average (dBm)					
				ANT 1			ANT 2		
				23035	23095	23155	23035	23095	23155
				701.5	707.5	713.5	701.5	707.5	713.5
5.0	QPSK	1	0	25.6	25.5	25.6	24.4	24.5	**24.5**
		1	12	25.6	25.6	25.6	24.3	24.4	24.3
		1	24	25.6	**25.6**	25.6	24.4	24.4	24.2
		12	0	24.5	24.4	24.4	23.2	23.3	23.3
		12	6	24.5	24.5	24.5	23.2	23.3	23.2
		12	11	24.5	24.5	24.6	23.2	23.2	23.1
		25	0	24.5	24.5	24.6	23.2	23.3	23.2
	16QAM	1	0	24.9	24.9	25.0	23.7	23.7	**23.8**
		1	12	24.9	25.0	25.0	23.6	23.7	23.6
		1	24	24.8	**25.0**	25.0	23.7	23.7	23.6
		12	0	23.4	23.4	23.5	22.2	22.3	22.3
		12	6	23.5	23.5	23.5	22.2	22.3	22.2
		12	11	23.5	23.5	23.5	22.2	22.2	22.1
		25	0	23.4	23.4	23.5	22.2	22.2	22.2
	64QAM	1	0	23.5	23.4	23.7	**22.3**	22.3	22.3
		1	12	23.5	23.5	23.6	22.1	22.2	22.1
		1	24	23.5	23.6	**23.7**	22.2	22.2	22.1
		12	0	22.1	22.0	22.1	20.8	20.8	20.7
		12	6	22.1	22.1	22.1	20.8	20.7	20.7
		12	11	22.2	22.1	22.2	20.8	20.7	20.6
		25	0	22.1	22.1	22.1	20.7	20.7	20.7

OUTPUT POWER FOR LTE BAND 12 (10.0 MHz)

Bandwidth (MHz)	Modulation	RB Allocation	RB Offset	Conducted Average (dBm)					
				ANT 1			ANT 2		
				23060	23095	23130	23060	23095	23130
				704.0	707.5	711.0	704.0	707.5	711.0
10.0	QPSK	1	0	25.5	25.5	25.5	24.4	24.3	24.4
		1	24	25.4	25.5	25.6	24.4	24.3	24.4
		1	49	**25.6**	25.6	25.5	24.4	**24.4**	24.3
		25	0	24.5	24.3	24.5	23.3	23.4	23.3
		25	12	24.4	24.5	24.5	23.3	23.3	23.3
		25	24	24.4	24.5	24.5	23.4	23.3	23.2
		50	0	24.4	24.5	24.5	23.4	23.3	23.4
	16QAM	1	0	24.9	24.7	24.9	23.7	23.7	23.7
		1	24	24.8	24.8	24.9	23.7	23.7	23.6
		1	49	**24.9**	24.8	24.9	23.8	**23.8**	23.5
		25	0	23.5	23.4	23.5	22.3	22.4	22.3
		25	12	23.4	23.5	23.6	22.3	22.3	22.3
		25	24	23.5	23.6	23.5	22.5	22.3	22.2
		50	0	23.4	23.5	23.6	22.4	22.3	22.4
	64QAM	1	0	23.4	23.4	23.5	22.2	22.1	**22.2**
		1	24	23.3	23.5	23.5	22.0	22.1	22.2
		1	49	23.6	**23.6**	23.6	22.2	22.2	22.1
		25	0	22.2	22.1	22.3	20.8	21.0	20.9
		25	12	22.2	22.3	22.3	20.9	20.9	20.9
		25	24	22.2	22.3	22.3	21.0	20.9	20.8
		50	0	22.2	22.3	22.3	20.9	20.9	21.0

UL VERIFICATION SERVICES INC. FORM NO: CCSUP4031B
47173 BENICIA STREET, FREMONT, CA 94538, USA TEL: (510) 319-4000 FAX: (510) 661-0888
This report shall not be reproduced except in full, without the written approval of UL Verification Services Inc.

7.5. LTE BAND 13

ID:	39004	Date:	5/24/2019

OUTPUT POWER FOR LTE BAND 13 (5.0 MHz)

Bandwidth (MHz)	Modulation	RB Allocation	RB Offset	Conducted Average (dBm)					
				ANT 1			ANT 2		
				23205	23230	23255	23205	23230	23255
				779.5	782.0	784.5	779.5	782.0	784.5
5.0	QPSK	1	0	**25.7**	25.4	25.5	23.7	24.3	24.2
		1	12	25.4	25.5	25.4	23.7	24.2	24.3
		1	24	25.5	25.5	25.5	23.8	24.3	**24.5**
		12	0	24.5	24.3	24.4	23.2	23.1	23.3
		12	6	24.4	24.4	24.4	23.2	23.1	23.3
		12	11	24.3	24.4	24.3	23.2	23.2	23.3
		25	0	24.3	24.4	24.4	23.3	23.2	23.3
	16QAM	1	0	24.9	24.8	24.9	23.6	23.7	23.6
		1	12	24.6	24.9	24.9	23.6	23.6	23.7
		1	24	24.7	24.9	**24.9**	23.5	23.7	**23.8**
		12	0	23.4	23.4	23.4	22.2	22.2	22.3
		12	6	23.3	23.4	23.4	22.2	22.1	22.2
		12	11	23.2	23.4	23.3	22.1	22.2	22.2
		25	0	23.3	23.3	23.4	22.2	22.2	22.2
	64QAM	1	0	23.9	23.8	23.8	21.5	21.6	21.5
		1	12	23.6	**23.9**	23.8	21.6	21.6	21.6
		1	24	23.8	23.9	23.8	21.5	**21.8**	21.7
		12	0	22.2	22.3	22.4	20.1	20.1	20.3
		12	6	22.2	22.4	22.4	20.1	20.1	20.3
		12	11	22.2	22.4	22.4	20.1	20.2	20.3
		25	0	22.3	22.3	22.3	20.2	20.2	20.3

OUTPUT POWER FOR LTE BAND 13 (10.0 MHz)

Bandwidth (MHz)	Modulation	RB Allocation	RB Offset	Conducted Average (dBm)					
				ANT 1			ANT 2		
				N/A	23230	N/A	N/A	23230	N/A
				N/A	782.0	N/A	N/A	782.0	N/A
10.0	QPSK	1	0		**25.7**			24.3	
		1	24		25.4			24.2	
		1	49		25.5			**24.5**	
		25	0		24.4			23.3	
		25	12		24.4			23.2	
		25	24		24.4			23.4	
		50	0		24.5			23.3	
	16QAM	1	0		**25.0**			23.6	
		1	24		24.8			23.4	
		1	49		24.9			**23.8**	
		25	0		23.4			22.2	
		25	12		23.5			22.2	
		25	24		23.5			22.4	
		50	0		23.5			22.3	
	64QAM	1	0		23.9			21.5	
		1	24		23.7			21.4	
		1	49		**23.9**			**21.8**	
		25	0		22.3			20.2	
		25	12		22.4			20.2	
		25	24		22.4			20.4	
		50	0		22.4			20.3	

This report shall not be reproduced except in full, without the written approval of UL Verification Services Inc.

7.6. LTE BAND 14

ID:	39004	Date:	5/24/2019

OUTPUT POWER FOR LTE BAND 14 (5.0 MHz)

Bandwidth (MHz)	Modulation	RB Allocation	RB Offset	Conducted Average (dBm)					
				ANT 1			ANT 2		
				23305	23330	23355	23305	23330	23355
				790.5	793.0	795.5	790.5	793.0	795.5
5.0	QPSK	1	0	25.5	25.6	25.7	24.3	24.4	24.5
		1	12	25.6	25.6	25.6	24.4	24.4	24.4
		1	24	25.6	25.6	**25.7**	**24.5**	24.4	24.3
		12	0	24.5	24.4	24.5	23.3	23.3	23.4
		12	6	24.5	24.5	24.5	23.3	23.3	23.3
		12	11	24.4	24.5	24.5	23.3	23.3	23.3
		25	0	24.4	24.6	24.6	23.3	23.4	23.4
	16QAM	1	0	24.8	25.0	25.0	23.7	23.8	23.8
		1	12	24.9	25.0	25.0	23.6	**23.9**	23.8
		1	24	24.9	25.1	**25.1**	23.8	23.9	23.6
		12	0	23.4	23.4	23.5	22.3	22.3	22.3
		12	6	23.5	23.5	23.5	22.3	22.3	22.3
		12	11	23.4	23.5	23.5	22.3	22.4	22.3
		25	0	23.4	23.5	23.5	22.2	22.3	22.3
	64QAM	1	0	23.6	23.7	23.7	22.0	22.0	22.1
		1	12	23.7	23.8	23.7	22.1	22.1	22.0
		1	24	23.6	23.8	**23.8**	22.2	**22.2**	22.0
		12	0	22.1	22.1	22.3	20.6	20.6	20.7
		12	6	22.2	22.2	22.3	20.6	20.7	20.7
		12	11	22.2	22.2	22.4	20.6	20.7	20.7
		25	0	22.2	22.3	22.3	20.6	20.7	20.7

OUTPUT POWER FOR LTE BAND 14 (10.0 MHz)

Bandwidth (MHz)	Modulation	RB Allocation	RB Offset	ANT 1			ANT 2		
				N/A	23330	N/A	N/A	23330	N/A
				N/A	793.0	N/A	N/A	793.0	N/A
10.0	QPSK	1	0		25.3			24.4	
		1	24		25.4			**24.5**	
		1	49		**25.6**			24.3	
		25	0		24.3			23.4	
		25	12		24.3			23.4	
		25	24		24.4			23.4	
		50	0		24.4			23.5	
	16QAM	1	0		24.5			23.7	
		1	24		24.7			**23.8**	
		1	49		**24.8**			23.7	
		25	0		23.3			22.4	
		25	12		23.3			22.5	
		25	24		23.5			22.4	
		50	0		23.4			22.5	
	64QAM	1	0		23.4			21.9	
		1	24		23.5			**22.1**	
		1	49		**23.8**			22.0	
		25	0		22.3			20.8	
		25	12		22.3			20.9	
		25	24		22.5			20.8	
		50	0		22.4			20.8	

This report shall not be reproduced except in full, without the written approval of UL Verification Services Inc.

7.7. LTE BAND 17

ID:	39004	Date:	5/24/2019

OUTPUT POWER FOR LTE BAND 17 (5.0 MHz)

Bandwidth (MHz)	Modulation	RB Allocation	RB Offset	Conducted Average (dBm)					
				ANT 1			ANT 2		
				23755	23790	23825	23755	23790	23825
				706.5	710.0	713.5	706.5	710.0	713.5
5.0	QPSK	1	0	25.6	25.6	25.6	24.4	24.4	**24.5**
		1	12	25.7	25.7	25.6	24.4	24.4	24.3
		1	24	**25.7**	25.6	25.6	24.4	24.4	24.2
		12	0	24.4	24.6	24.5	23.3	23.3	23.3
		12	6	24.5	24.5	24.5	23.3	23.3	23.2
		12	11	24.6	24.6	24.6	23.3	23.3	23.1
		25	0	24.5	24.6	24.6	23.4	23.3	23.3
	16QAM	1	0	24.9	**25.1**	25.0	23.8	23.8	**23.8**
		1	12	24.9	25.1	25.0	23.8	23.8	23.7
		1	24	25.0	25.1	25.0	23.7	23.8	23.6
		12	0	23.4	23.5	23.5	22.4	22.3	22.2
		12	6	23.5	23.5	23.5	22.4	22.3	22.1
		12	11	23.6	23.5	23.5	22.3	22.3	22.1
		25	0	23.4	23.5	23.5	22.3	22.2	22.2
	64QAM	1	0	23.8	23.9	23.8	21.6	21.5	**21.7**
		1	12	23.9	**24.0**	23.8	21.6	21.6	21.5
		1	24	24.0	24.0	23.9	21.6	21.6	21.5
		12	0	22.4	22.5	22.5	20.3	20.2	20.2
		12	6	22.4	22.5	22.5	20.3	20.2	20.1
		12	11	22.5	22.5	22.6	20.2	20.2	20.0
		25	0	22.4	22.5	22.4	20.2	20.2	20.1

OUTPUT POWER FOR LTE BAND 17 (10.0 MHz)

Bandwidth (MHz)	Modulation	RB Allocation	RB Offset	Conducted Average (dBm)					
				ANT 1			ANT 2		
				23780	23790	23800	23780	23790	23800
				709.0	710.0	711.0	709.0	710.0	711.0
10.0	QPSK	1	0	25.5	25.5	25.6	**24.5**	24.5	24.5
		1	24	25.7	25.7	25.6	24.4	24.4	24.4
		1	49	25.7	**25.7**	25.6	24.3	24.2	24.3
		25	0	24.6	24.6	24.6	23.4	23.3	23.3
		25	12	24.6	24.6	24.6	23.3	23.3	23.3
		25	24	24.6	24.6	24.5	23.4	23.3	23.3
		50	0	24.6	24.7	24.6	23.4	23.3	23.3
	16QAM	1	0	24.8	24.8	24.9	23.6	**23.8**	23.8
		1	24	**25.0**	24.9	25.0	23.7	23.7	23.7
		1	49	25.0	25.0	24.9	23.6	23.5	23.5
		25	0	23.6	23.6	23.7	22.5	22.4	22.3
		25	12	23.6	23.6	23.6	22.4	22.4	22.4
		25	24	23.6	23.6	23.6	22.4	22.3	22.3
		50	0	23.6	23.7	23.6	22.4	22.4	22.5
	64QAM	1	0	23.7	23.6	23.8	21.6	21.5	**21.6**
		1	24	23.9	23.9	23.8	21.5	21.5	21.5
		1	49	**24.0**	23.9	23.8	21.5	21.4	21.4
		25	0	22.6	22.5	22.6	20.3	20.3	20.3
		25	12	22.7	22.6	22.7	20.2	20.3	20.3
		25	24	22.7	22.6	22.6	20.3	20.3	20.2
		50	0	22.6	22.6	22.6	20.3	20.3	20.3

UL VERIFICATION SERVICES INC. FORM NO: CCSUP4031B
47173 BENICIA STREET, FREMONT, CA 94538, USA TEL: (510) 319-4000 FAX: (510) 661-0888
This report shall not be reproduced except in full, without the written approval of UL Verification Services Inc.

7.8. LTE BAND 25

ID:	10646	Date:	5/23/2019

OUTPUT POWER FOR LTE BAND 25 (1.4 MHz)

Bandwidth (MHz)	Modulation	RB Allocation	RB Offset	Conducted Average (dBm)											
				ANT 1			ANT 2			ANT 3			ANT 4		
				26047	26365	26683	26047	26365	26683	26047	26365	26683	26047	26365	26683
				1850.7	1882.5	1914.3	1850.7	1882.5	1914.3	1850.7	1882.5	1914.3	1850.7	1882.5	1914.3
1.4	QPSK	1	0	**25.5**	25.4	25.4	21.3	**22.0**	21.8	**24.8**	24.6	24.8	18.9	18.5	18.5
		1	2	25.4	25.4	25.3	21.7	22.0	21.7	24.8	24.6	24.7	18.8	18.4	18.3
		1	5	25.5	25.4	25.3	21.8	21.9	21.6	24.8	24.7	24.7	**18.9**	18.4	18.3
		3	0	25.3	25.2	25.2	21.7	21.8	21.5	24.6	24.5	24.6	18.6	18.3	18.2
		3	1	25.3	25.2	25.2	21.6	21.8	21.5	24.6	24.4	24.6	18.5	18.3	18.2
		3	2	25.3	25.2	25.3	21.6	21.7	21.5	24.6	24.5	24.5	18.6	18.3	18.1
		6	0	24.3	24.2	24.2	20.6	20.8	20.4	23.6	23.4	23.5	17.5	17.3	17.0
	16QAM	1	0	24.7	24.7	24.6	20.9	**21.2**	20.9	24.0	23.9	24.0	18.3	18.2	18.1
		1	2	**24.9**	24.6	24.6	20.8	21.2	20.9	**24.1**	23.9	23.9	18.3	18.2	18.0
		1	5	24.8	24.7	24.6	20.9	21.2	20.8	24.0	23.9	23.9	**18.3**	18.2	18.0
		3	0	24.5	24.4	24.3	20.6	20.9	20.6	23.8	23.6	23.7	18.1	17.8	17.7
		3	1	24.5	24.4	24.3	20.6	20.9	20.6	23.8	23.6	23.6	18.1	17.8	17.7
		3	2	24.4	24.4	24.3	20.6	20.9	20.6	23.7	23.6	23.6	18.1	17.8	17.7
		6	0	23.3	23.3	23.2	19.5	19.7	19.6	22.6	22.6	22.6	16.9	16.7	16.6
	64QAM	1	0	**23.6**	23.4	23.4	20.1	20.1	19.8	**23.2**	22.8	23.0	**17.9**	17.4	17.3
		1	2	23.6	23.4	23.3	20.1	**20.1**	19.8	23.1	22.8	22.9	17.8	17.3	17.2
		1	5	23.6	23.5	23.4	20.1	20.1	19.8	23.2	22.8	22.9	17.7	17.3	17.2
		3	0	23.3	23.1	23.2	19.8	19.8	19.6	22.9	22.6	22.8	17.5	17.1	17.0
		3	1	23.3	23.1	23.2	19.7	19.8	19.6	22.8	22.5	22.8	17.5	17.0	17.0
		3	2	23.3	23.0	23.1	19.8	19.7	19.6	22.8	22.5	22.8	17.5	17.0	17.0
		6	0	22.0	22.1	22.0	18.6	18.7	18.4	21.6	21.5	21.6	16.3	16.0	15.9

OUTPUT POWER FOR LTE BAND 25 (3.0 MHz)

Bandwidth (MHz)	Modulation	RB Allocation	RB Offset	Conducted Average (dBm)											
				ANT 1			ANT 2			ANT 3			ANT 4		
				26055	26365	26675	26055	26365	26675	26055	26365	26675	26055	26365	26675
				1851.5	1882.5	1913.5	1851.5	1882.5	1913.5	1851.5	1882.5	1913.5	1851.5	1882.5	1913.5
3.0	QPSK	1	0	25.6	25.5	25.5	21.7	**21.9**	21.7	24.7	24.5	**24.8**	18.8	18.6	18.7
		1	7	**25.6**	25.6	25.6	21.7	21.9	21.7	24.7	24.6	24.8	**18.9**	18.6	18.6
		1	14	25.6	25.6	25.5	21.6	21.8	21.5	24.7	24.6	24.6	18.8	18.6	18.5
		8	0	24.5	24.4	24.4	20.5	20.8	20.5	23.6	23.4	23.6	17.7	17.5	17.5
		8	4	24.4	24.4	24.4	20.5	20.8	20.5	23.6	23.4	23.6	17.7	17.5	17.4
		8	7	24.4	24.4	24.4	20.5	20.7	20.5	23.6	23.5	23.6	17.7	17.4	17.4
		15	0	24.4	24.4	24.5	20.5	20.7	20.6	23.6	23.5	23.6	17.7	17.4	17.5
	16QAM	1	0	24.8	24.6	24.7	21.0	21.0	20.9	24.0	23.8	**24.1**	18.1	17.9	17.8
		1	7	24.9	24.8	24.8	20.9	**21.1**	20.9	24.0	23.9	24.1	18.2	17.9	17.9
		1	14	**25.0**	24.7	24.7	20.9	21.1	20.7	23.9	23.9	23.9	**18.2**	17.9	17.8
		8	0	23.4	23.4	23.4	19.5	19.8	19.4	22.6	22.4	22.6	16.7	16.5	16.6
		8	4	23.4	23.4	23.4	19.5	19.8	19.5	22.6	22.4	22.6	16.7	16.5	16.4
		8	7	23.4	23.4	23.5	19.6	19.8	19.5	22.6	22.4	22.5	16.7	16.5	16.4
		15	0	23.5	23.4	23.4	19.5	19.7	19.5	22.5	22.4	22.6	16.7	16.5	16.4
	64QAM	1	0	23.6	23.5	23.6	19.8	**20.0**	19.8	23.0	22.7	23.0	17.8	17.4	17.6
		1	7	**23.7**	23.6	23.5	19.8	20.0	19.8	22.9	22.8	**23.0**	**17.9**	17.6	17.6
		1	14	23.6	23.6	23.6	19.8	19.9	19.6	22.8	22.8	22.9	17.8	17.5	17.5
		8	0	22.2	22.2	22.2	18.5	18.7	18.4	21.6	21.4	21.6	16.4	16.2	16.2
		8	4	22.2	22.2	22.2	18.6	18.8	18.4	21.6	21.4	21.6	16.4	16.1	16.2
		8	7	22.2	22.2	22.2	18.5	18.7	18.4	21.6	21.5	21.6	16.4	16.1	16.2
		15	0	22.2	22.2	22.2	18.5	18.7	18.4	21.5	21.5	21.6	16.3	16.2	16.1

UL VERIFICATION SERVICES INC. FORM NO: CCSUP4031B
47173 BENICIA STREET, FREMONT, CA 94538, USA TEL: (510) 319-4000 FAX: (510) 661-0888
This report shall not be reproduced except in full, without the written approval of UL Verification Services Inc.

OUTPUT POWER FOR LTE BAND 25 (5.0 MHz)

Bandwidth (MHz)	Modulation	RB Allocation	RB Offset	Conducted Average (dBm)											
				ANT 1			ANT 2			ANT 3			ANT 4		
				26065	26365	26665	26065	26365	26665	26065	26365	26665	26065	26365	26665
				1852.5	1882.5	1912.5	1852.5	1882.5	1912.5	1852.5	1882.5	1912.5	1852.5	1882.5	1912.5
5.0	QPSK	1	0	25.5	25.4	**25.6**	21.8	**21.9**	21.9	24.8	24.6	**25.0**	**18.9**	18.6	18.9
		1	12	25.5	25.4	25.4	21.7	21.8	21.7	24.7	24.6	24.8	18.9	18.6	18.7
		1	24	25.5	25.4	25.4	21.8	21.9	21.6	24.8	24.7	24.7	18.9	18.6	18.6
		12	0	24.3	24.3	24.4	20.6	20.9	20.7	23.7	23.5	23.8	17.8	17.6	17.7
		12	6	24.4	24.3	24.3	20.6	20.9	20.6	23.6	23.5	23.7	17.8	17.5	17.6
		12	11	24.4	24.3	24.3	20.6	20.8	20.6	23.7	23.6	23.7	17.8	17.5	17.6
		25	0	24.4	24.4	24.3	20.6	20.8	20.7	23.7	23.6	23.7	17.8	17.6	17.6
	16QAM	1	0	**25.0**	24.8	24.9	20.9	**21.4**	21.2	24.2	24.0	**24.3**	18.4	18.0	18.1
		1	12	24.9	24.8	24.7	20.9	21.3	21.0	24.2	24.0	24.1	18.4	18.0	18.0
		1	24	24.9	24.8	24.6	21.1	21.3	21.1	24.3	24.0	24.0	**18.4**	18.0	17.9
		12	0	23.4	23.4	23.4	19.6	19.8	19.6	22.7	22.6	22.8	16.8	16.6	16.6
		12	6	23.4	23.4	23.3	19.6	19.9	19.6	22.7	22.6	22.7	16.8	16.6	16.6
		12	11	23.4	23.4	23.3	19.7	19.9	19.6	22.8	22.6	22.7	16.9	16.6	16.6
		25	0	23.4	23.4	23.3	19.6	19.8	19.7	22.7	22.6	22.7	16.8	16.6	16.6
	64QAM	1	0	23.6	23.5	23.6	20.1	**20.2**	20.1	23.2	22.9	**23.3**	18.1	17.7	17.8
		1	12	23.6	23.4	23.4	20.1	20.1	19.9	23.1	22.9	23.1	18.0	17.6	17.7
		1	24	**23.7**	23.6	23.5	20.1	20.1	19.8	23.2	22.9	23.0	**18.1**	17.6	17.6
		12	0	22.1	22.2	22.3	18.6	18.9	18.6	21.7	21.6	21.9	16.5	16.3	16.4
		12	6	22.1	22.2	22.1	18.6	18.9	18.5	21.7	21.6	21.7	16.5	16.4	16.3
		12	11	22.1	22.2	22.1	18.7	18.8	18.5	21.8	21.6	21.7	16.6	16.4	16.3
		25	0	22.1	22.1	22.1	18.7	18.8	18.5	21.7	21.6	21.8	16.5	16.3	16.4

OUTPUT POWER FOR LTE BAND 25 (10.0 MHz)

Bandwidth (MHz)	Modulation	RB Allocation	RB Offset	Conducted Average (dBm)											
				ANT 1			ANT 2			ANT 3			ANT 4		
				26090	26365	26640	26090	26365	26640	26090	26365	26640	26090	26365	26640
				1855.0	1882.5	1910.0	1855.0	1882.5	1910.0	1855.0	1882.5	1910.0	1855.0	1882.5	1910.0
10.0	QPSK	1	0	25.5	25.5	**25.7**	21.8	21.9	21.9	24.9	24.7	24.9	**19.0**	18.7	18.9
		1	24	25.5	25.5	25.6	21.8	**22.0**	21.8	24.9	24.7	**25.0**	18.9	18.7	18.9
		1	49	25.6	25.5	25.5	21.9	21.9	21.7	25.0	24.8	24.8	18.8	18.7	18.6
		25	0	24.5	24.4	24.7	20.7	21.0	20.9	23.8	23.7	23.9	17.9	17.7	17.9
		25	12	24.4	24.4	24.6	20.8	21.0	20.8	23.8	23.7	24.0	17.9	17.6	17.9
		25	24	24.6	24.4	24.4	20.8	20.9	20.7	23.9	23.7	23.8	17.8	17.7	17.7
		50	0	24.5	24.4	24.7	20.8	20.9	20.8	23.9	23.7	24.0	18.0	17.7	17.9
	16QAM	1	0	24.9	24.9	25.0	21.1	21.2	21.3	24.2	23.9	24.3	18.3	18.0	18.3
		1	24	24.9	24.9	24.9	21.2	**21.3**	21.2	24.2	23.9	24.3	**18.4**	18.0	18.3
		1	49	**25.0**	24.9	24.7	21.3	21.1	21.0	**24.3**	24.0	24.1	18.3	17.9	18.0
		25	0	23.6	23.5	23.7	19.8	20.1	19.9	22.9	22.7	23.0	16.9	16.8	16.9
		25	12	23.6	23.5	23.6	19.8	20.1	19.9	22.9	22.7	23.0	17.0	16.8	16.9
		25	24	23.7	23.5	23.5	19.8	20.0	19.7	23.0	22.7	22.9	16.9	16.8	16.7
		50	0	23.6	23.5	23.7	19.8	20.0	19.9	22.9	22.7	23.0	17.0	16.8	16.9
	64QAM	1	0	23.6	23.5	**23.8**	20.0	20.1	20.1	23.1	22.8	23.1	18.0	17.7	17.9
		1	24	23.6	23.4	23.7	20.0	**20.2**	20.0	23.1	22.8	**23.3**	**18.0**	17.7	17.9
		1	49	23.7	23.6	23.5	20.2	20.0	20.0	23.1	22.9	23.2	17.8	17.8	17.7
		25	0	22.3	22.3	22.5	18.8	19.0	18.9	21.8	21.7	22.1	16.7	16.5	16.7
		25	12	22.3	22.3	22.5	18.9	19.0	18.8	21.9	21.7	22.1	16.8	16.6	16.7
		25	24	22.4	22.3	22.4	18.9	18.9	18.7	22.0	21.7	21.9	16.7	16.6	16.5
		50	0	22.4	22.3	22.5	18.9	18.9	18.8	21.9	21.7	22.0	16.8	16.5	16.7

This report shall not be reproduced except in full, without the written approval of UL Verification Services Inc.

OUTPUT POWER FOR LTE BAND 25 (15.0 MHz)

Bandwidth (MHz)	Modulation	RB Allocation	RB Offset	Conducted Average (dBm)											
				ANT 1			ANT 2			ANT 3			ANT 4		
				26115	26365	26615	26115	26365	26615	26115	26365	26615	26115	26365	26615
				1857.5	1882.5	1907.5	1857.5	1882.5	1907.5	1857.5	1882.5	1907.5	1857.5	1882.5	1907.5
15.0	QPSK	1	0	25.6	25.5	25.6	21.8	**21.9**	21.9	24.8	24.7	24.8	**19.0**	18.7	18.8
		1	37	25.7	25.4	**25.7**	21.9	21.9	21.9	24.9	24.6	**25.0**	18.8	18.7	18.9
		1	74	25.5	25.5	25.4	21.9	21.9	21.7	24.8	24.8	24.7	18.7	18.6	18.6
		36	0	24.5	24.4	24.6	20.8	20.9	20.9	23.8	23.6	23.8	18.0	17.7	17.8
		36	16	24.6	24.4	24.7	20.8	21.0	20.9	23.9	23.7	24.0	17.9	17.7	17.9
		36	35	24.6	24.5	24.6	20.8	20.8	20.8	23.8	23.7	23.9	17.8	17.7	17.8
		75	0	24.6	24.4	24.6	20.8	20.9	20.9	23.9	23.7	23.9	17.8	17.7	17.9
	16QAM	1	0	25.0	24.9	**25.1**	21.1	21.2	21.2	24.2	24.0	24.2	18.3	18.2	18.2
		1	37	25.0	24.8	25.1	21.2	21.2	21.3	24.3	23.9	**24.3**	18.2	18.1	**18.3**
		1	74	24.9	24.8	24.7	**21.3**	21.1	21.0	24.2	24.1	24.1	18.1	18.0	17.9
		36	0	23.6	23.6	23.6	19.9	20.0	19.9	22.9	22.7	22.9	17.0	16.7	16.9
		36	16	23.7	23.5	23.7	19.9	20.0	19.9	22.9	22.7	23.1	16.9	16.7	17.0
		36	35	23.7	23.6	23.7	19.9	19.9	19.9	22.9	22.8	23.0	16.9	16.7	16.9
		75	0	23.7	23.5	23.7	19.9	19.9	19.9	22.9	22.7	23.0	16.9	16.8	17.0
	64QAM	1	0	23.6	23.6	23.7	20.1	20.1	19.9	23.0	23.1	23.2	**18.0**	17.8	17.8
		1	37	23.7	23.5	**23.7**	20.2	20.1	20.1	23.1	23.0	**23.3**	17.9	17.7	17.9
		1	74	23.6	23.7	23.5	**20.2**	20.0	20.0	23.1	23.1	23.1	17.9	17.7	17.6
		36	0	22.3	22.4	22.4	18.9	18.9	18.9	21.9	21.7	21.9	16.7	16.5	16.6
		36	16	22.5	22.3	22.5	18.9	19.0	18.9	22.0	21.7	22.1	16.7	16.5	16.7
		36	35	22.5	22.4	22.5	19.0	18.9	18.9	22.0	21.8	22.1	16.7	16.5	16.7
		75	0	22.4	22.2	22.4	18.9	18.9	18.9	22.0	21.7	22.0	16.6	16.5	16.7

OUTPUT POWER FOR LTE BAND 25 (20.0 MHz)

Bandwidth (MHz)	Modulation	RB Allocation	RB Offset	Conducted Average (dBm)											
				ANT 1			ANT 2			ANT 3			ANT 4		
				26140	26365	26590	26140	26365	26590	26140	26365	26590	26140	26365	26590
				1860.0	1882.5	1905.0	1860.0	1882.5	1905.0	1860.0	1882.5	1905.0	1860.0	1882.5	1905.0
20.0	QPSK	1	0	25.6	25.6	25.5	21.8	21.9	21.8	24.8	24.7	24.8	**19.0**	18.8	18.6
		1	49	**25.6**	25.4	25.6	21.9	**22.0**	21.9	24.8	24.7	**24.9**	18.8	18.7	18.8
		1	99	25.5	25.6	25.4	21.9	21.9	21.7	24.7	24.9	24.8	18.8	18.7	18.7
		50	0	24.6	24.5	24.6	20.9	20.9	20.9	23.8	23.7	23.8	18.0	17.7	17.8
		50	24	24.6	24.4	24.6	20.9	20.9	20.9	23.8	23.7	23.9	17.9	17.7	17.8
		50	49	24.5	24.5	24.7	20.8	20.9	20.9	23.8	23.7	24.0	17.8	17.7	17.9
		100	0	24.6	24.4	24.6	20.8	20.9	20.9	23.8	23.7	23.9	17.9	17.7	17.8
	16QAM	1	0	24.9	24.9	25.0	21.1	21.4	21.1	24.1	24.2	24.1	18.3	18.2	18.1
		1	49	25.0	24.8	**25.1**	21.2	**21.5**	21.2	24.2	24.1	24.2	18.2	18.1	**18.3**
		1	99	24.8	24.9	24.9	21.2	21.4	21.0	24.0	**24.3**	24.2	18.2	18.0	18.1
		50	0	23.6	23.6	23.7	19.9	20.0	19.9	22.9	22.7	22.9	17.0	16.8	16.8
		50	24	23.7	23.5	23.6	19.9	19.9	19.9	22.9	22.7	22.9	16.9	16.7	16.9
		50	49	23.6	23.5	23.8	19.9	19.9	19.9	22.9	22.8	23.1	16.8	16.8	16.9
		100	0	23.7	23.5	23.6	19.9	19.9	19.9	22.9	22.7	23.0	16.9	16.8	16.9
	64QAM	1	0	23.4	23.7	23.7	20.1	20.1	20.0	23.2	22.9	23.2	**18.1**	17.7	17.8
		1	49	23.5	23.7	**23.8**	**20.3**	20.0	20.2	**23.3**	22.8	23.3	17.9	17.5	18.0
		1	99	23.4	23.8	23.7	20.3	19.9	20.1	23.1	23.0	23.2	17.9	17.6	17.9
		50	0	22.4	22.3	22.5	18.9	18.9	18.8	21.9	21.7	21.9	16.7	16.5	16.5
		50	24	22.5	22.3	22.4	18.9	18.9	18.9	21.9	21.7	22.0	16.7	16.5	16.7
		50	49	22.4	22.4	22.6	19.0	18.9	18.9	21.9	21.8	22.1	16.6	16.5	16.7
		100	0	22.4	22.3	22.4	19.0	18.9	18.9	21.9	21.7	22.0	16.7	16.5	16.6

UL VERIFICATION SERVICES INC. FORM NO: CCSUP4031B
47173 BENICIA STREET, FREMONT, CA 94538, USA TEL: (510) 319-4000 FAX: (510) 661-0888
This report shall not be reproduced except in full, without the written approval of UL Verification Services Inc.

7.9. LTE BAND 26 (Part 90S)

ID:	39004	Date:	5/23/2019

OUTPUT POWER FOR LTE BAND 26 (1.4 MHz)

Bandwidth (MHz)	Modulation	RB Allocation	RB Offset	Conducted Average (dBm)					
				ANT 1			ANT 2		
				26697	26740	26783	26697	26740	26783
				814.7	819.0	823.3	814.7	819.0	823.3
1.4	QPSK	1	0	25.6	**25.7**	25.7	24.4	24.4	24.5
		1	2	25.6	25.7	25.7	24.4	24.5	**24.5**
		1	5	25.6	25.7	25.7	24.4	24.5	24.4
		3	0	25.5	25.5	25.6	24.2	24.4	24.4
		3	1	25.5	25.6	25.5	24.1	24.4	24.3
		3	2	25.5	25.6	25.5	24.2	24.4	24.4
		6	0	24.5	24.5	24.5	23.2	23.3	23.3
	16QAM	1	0	25.0	**25.0**	24.8	23.7	23.7	23.8
		1	2	24.9	25.0	24.8	23.7	23.7	23.8
		1	5	25.0	25.0	24.8	23.7	23.7	**23.8**
		3	0	24.6	24.8	24.6	23.3	23.4	23.5
		3	1	24.6	24.8	24.6	23.3	23.5	23.4
		3	2	24.6	24.8	24.5	23.3	23.4	23.5
		6	0	23.4	23.7	23.5	22.1	22.3	22.4
	64QAM	1	0	24.0	23.9	23.8	**22.8**	22.7	22.6
		1	2	**24.0**	23.8	23.8	22.8	22.7	22.7
		1	5	24.0	24.0	23.8	22.8	22.7	22.7
		3	0	23.6	23.5	23.6	22.5	22.4	22.4
		3	1	23.6	23.5	23.6	22.4	22.3	22.4
		3	2	23.6	23.6	23.6	22.4	22.4	22.4
		6	0	22.4	22.6	22.5	21.3	21.4	21.3

OUTPUT POWER FOR LTE BAND 26 (3.0 MHz)

Bandwidth (MHz)	Modulation	RB Allocation	RB Offset	Conducted Average (dBm)					
				ANT 1			ANT 2		
				26705	26740	26775	26705	26740	26775
				815.5	819.0	822.5	815.5	819.0	822.5
3.0	QPSK	1	0	25.6	25.7	25.7	24.4	24.5	**24.5**
		1	7	25.7	25.7	**25.7**	24.4	24.5	24.5
		1	14	25.6	25.7	25.6	24.4	24.4	24.4
		8	0	24.5	24.6	24.6	23.2	23.3	23.3
		8	4	24.4	24.6	24.5	23.2	23.4	23.3
		8	7	24.4	24.6	24.5	23.2	23.4	23.3
		15	0	24.5	24.6	24.5	23.2	23.4	23.3
	16QAM	1	0	24.8	25.0	**25.1**	23.5	23.8	23.8
		1	7	24.9	25.1	25.0	23.6	**23.8**	23.7
		1	14	24.9	25.0	25.0	23.6	23.8	23.7
		8	0	23.5	23.6	23.6	22.2	22.3	22.4
		8	4	23.4	23.6	23.5	22.2	22.3	22.3
		8	7	23.4	23.6	23.5	22.2	22.3	22.3
		15	0	23.4	23.5	23.5	22.2	22.3	22.3
	64QAM	1	0	23.8	23.7	23.9	22.5	22.7	22.7
		1	7	23.8	**24.0**	23.8	22.7	**22.7**	22.6
		1	14	23.8	23.9	23.7	22.6	22.7	22.6
		8	0	22.4	22.5	22.6	21.2	21.3	21.3
		8	4	22.4	22.4	22.4	21.2	21.3	21.3
		8	7	22.4	22.5	22.4	21.3	21.4	21.3
		15	0	22.4	22.5	22.4	21.3	21.3	21.2

UL VERIFICATION SERVICES INC. FORM NO: CCSUP4031B
47173 BENICIA STREET, FREMONT, CA 94538, USA TEL: (510) 319-4000 FAX: (510) 661-0888
This report shall not be reproduced except in full, without the written approval of UL Verification Services Inc.

OUTPUT POWER FOR LTE BAND 26 (5.0 MHz)

Bandwidth (MHz)	Modulation	RB Allocation	RB Offset	Conducted Average (dBm)					
				ANT 1			ANT 2		
				26715	26740	26765	26715	26740	26765
				816.5	819.0	821.5	816.5	819.0	821.5
5.0	QPSK	1	0	25.6	**25.7**	25.7	24.4	24.4	24.5
		1	12	25.5	25.7	25.7	24.4	24.5	**24.5**
		1	24	25.7	25.7	25.6	24.4	24.4	24.4
		12	0	24.5	24.6	24.6	23.2	23.4	23.4
		12	6	24.5	24.6	24.6	23.3	23.4	23.4
		12	11	24.5	24.6	24.5	23.2	23.4	23.3
		25	0	24.5	24.6	24.6	23.3	23.4	23.4
	16QAM	1	0	24.9	25.0	**25.2**	23.8	23.8	**23.9**
		1	12	24.9	24.9	25.1	23.8	23.8	23.8
		1	24	25.1	25.0	25.1	23.8	23.8	23.8
		12	0	23.5	23.6	23.7	22.3	22.4	22.4
		12	6	23.5	23.6	23.7	22.3	22.4	22.4
		12	11	23.5	23.6	23.6	22.2	22.4	22.4
		25	0	23.5	23.6	23.6	22.2	22.3	22.4
	64QAM	1	0	23.9	23.8	24.0	22.6	22.7	22.8
		1	12	23.8	23.9	24.0	22.6	22.8	**22.8**
		1	24	23.9	**24.1**	24.0	22.8	22.8	22.8
		12	0	22.5	22.5	22.6	21.4	21.4	21.4
		12	6	22.5	22.5	22.6	21.4	21.4	21.4
		12	11	22.5	22.5	22.5	21.4	21.4	21.3
		25	0	22.4	22.6	22.6	21.3	21.4	21.4

OUTPUT POWER FOR LTE BAND 26 (10.0 MHz)

Bandwidth (MHz)	Modulation	RB Allocation	RB Offset	Conducted Average (dBm)					
				ANT 1			ANT 2		
				N/A	26740	N/A	N/A	26740	N/A
				N/A	819.0	N/A	N/A	819.0	N/A
10.0	QPSK	1	0		25.6			24.4	
		1	24		25.6			**24.5**	
		1	49		**25.7**			24.4	
		25	0		24.5			23.4	
		25	12		24.6			23.4	
		25	24		24.7			23.4	
		50	0		24.6			23.5	
	16QAM	1	0		24.8			23.7	
		1	24		24.9			**23.7**	
		1	49		**24.9**			23.7	
		25	0		23.5			22.4	
		25	12		23.6			22.5	
		25	24		23.8			22.5	
		50	0		23.7			22.5	
	64QAM	1	0		23.7			22.6	
		1	24		23.8			22.7	
		1	49		**23.9**			**22.7**	
		25	0		22.5			21.5	
		25	12		22.6			21.5	
		25	24		22.7			21.6	
		50	0		22.7			21.6	

UL VERIFICATION SERVICES INC. FORM NO: CCSUP4031B
47173 BENICIA STREET, FREMONT, CA 94538, USA TEL: (510) 319-4000 FAX: (510) 661-0888
This report shall not be reproduced except in full, without the written approval of UL Verification Services Inc.

7.10. LTE BAND 30

ID:	39004	Date:	5/23/2019

OUTPUT POWER FOR LTE BAND 30 (5.0 MHz)

Bandwidth (MHz)	Modulation	RB Allocation	RB Offset	Conducted Average (dBm)											
				ANT 1			ANT 2			ANT 3			ANT 4		
				27685	27710	27735	27685	27710	27735	27685	27710	27735	27685	27710	27735
				2307.5	2310.0	2312.5	2307.5	2310.0	2312.5	2307.5	2310.0	2312.5	2307.5	2310.0	2312.5
5.0	QPSK	1	0	25.5	25.5	25.6	**21.2**	21.0	21.1	23.7	24.3	24.3	18.6	18.6	19.0
		1	12	25.6	25.6	25.6	21.1	21.2	21.1	23.8	24.3	24.3	18.6	18.9	18.9
		1	24	**25.7**	25.6	25.5	21.2	21.2	21.2	23.8	**24.4**	24.4	18.7	19.0	**19.0**
		12	0	24.4	24.5	24.5	20.1	20.0	20.0	22.6	23.2	23.1	17.5	17.8	17.8
		12	6	24.4	24.6	24.5	20.1	20.0	20.0	22.6	23.2	23.2	17.5	17.8	17.9
		12	11	24.4	24.5	24.5	20.0	20.0	20.0	22.6	23.2	23.3	17.5	17.8	18.0
		25	0	24.4	24.6	24.5	20.0	20.1	20.0	22.7	23.2	23.3	17.5	17.8	17.9
	16QAM	1	0	24.8	24.9	24.9	20.4	20.5	20.4	23.0	23.5	23.7	17.9	18.3	18.3
		1	12	24.8	**25.1**	24.9	20.4	20.5	20.5	23.1	23.6	23.7	17.9	18.3	18.4
		1	24	24.9	24.9	24.8	20.4	20.5	**20.6**	23.1	23.7	**23.7**	17.9	**18.4**	18.4
		12	0	23.4	23.5	23.5	19.0	19.0	19.0	21.6	22.1	22.1	16.5	16.8	16.8
		12	6	23.4	23.6	23.5	19.0	19.0	19.0	21.7	22.2	22.2	16.5	16.9	16.9
		12	11	23.4	23.5	23.5	19.1	19.0	19.1	21.6	22.2	22.2	16.5	16.9	16.9
		25	0	23.4	23.5	23.5	18.9	19.1	19.0	21.6	22.1	22.3	16.5	16.8	16.9
	64QAM	1	0	23.6	23.7	23.6	19.4	19.5	19.4	22.0	22.5	22.6	**17.5**	17.4	17.2
		1	12	23.6	23.8	23.6	19.4	**19.5**	19.3	22.0	22.5	22.6	17.3	17.3	17.2
		1	24	23.8	**23.8**	23.7	19.4	19.5	19.5	22.1	22.6	**22.6**	17.3	17.4	17.3
		12	0	22.0	22.3	22.4	18.0	18.0	18.1	20.6	21.1	21.1	15.9	15.8	15.9
		12	6	22.2	22.3	22.4	18.0	18.0	18.1	20.6	21.1	21.2	15.9	15.8	15.9
		12	11	22.2	22.3	22.4	18.1	18.0	18.2	20.6	21.0	21.2	15.9	15.8	16.0
		25	0	22.2	22.3	22.3	18.0	18.1	18.1	20.6	21.1	21.2	15.9	15.8	15.9

OUTPUT POWER FOR LTE BAND 30 (10.0 MHz)

Bandwidth (MHz)	Modulation	RB Allocation	RB Offset	Conducted Average (dBm)											
				ANT 1			ANT 2			ANT 3			ANT 4		
				N/A	27710	N/A	N/A	27710	N/A	N/A	27710	N/A	N/A	27710	N/A
				N/A	2310.0	N/A	N/A	2310.0	N/A	N/A	2310.0	N/A	N/A	2310.0	N/A
10.0	QPSK	1	0		25.4			21.2			24.3			18.9	
		1	24		**25.5**			21.2			24.4			18.9	
		1	49		25.4			**21.2**			**24.5**			**19.0**	
		25	0		24.3			20.1			23.3			17.8	
		25	12		24.4			20.1			23.3			17.8	
		25	24		24.4			20.1			23.4			17.9	
		50	0		24.5			20.2			23.3			17.8	
	16QAM	1	0		24.6			20.4			23.6			18.2	
		1	24		**24.8**			20.4			23.7			18.2	
		1	49		24.7			**20.5**			**23.8**			**18.2**	
		25	0		23.4			19.1			22.4			16.8	
		25	12		23.5			19.2			22.4			16.8	
		25	24		23.4			19.2			22.5			16.9	
		50	0		23.5			19.2			22.3			16.9	
	64QAM	1	0		23.5			19.4			22.5			17.0	
		1	24		**23.7**			19.4			22.5			17.0	
		1	49		23.6			**19.5**			**22.7**			**17.1**	
		25	0		22.4			18.2			21.3			15.8	
		25	12		22.5			18.3			21.4			15.8	
		25	24		22.5			18.3			21.5			15.9	
		50	0		22.6			18.3			21.3			15.9	

UL VERIFICATION SERVICES INC. FORM NO: CCSUP4031B
47173 BENICIA STREET, FREMONT, CA 94538, USA TEL: (510) 319-4000 FAX: (510) 661-0888
This report shall not be reproduced except in full, without the written approval of UL Verification Services Inc.

7.11. LTE BAND 41

ID:	10646	Date:	5/24/19

OUTPUT POWER FOR LTE BAND 41 (5.0 MHz)

Bandwidth (MHz)	Modulation	RB Allocation	RB Offset	Conducted Average (dBm)											
				ANT 1			ANT 2			ANT 3			ANT 4		
				39675	40620	41565	39675	40620	41565	39675	40620	41565	39675	40620	41565
				2498.5	2593.0	2687.5	2498.5	2593.0	2687.5	2498.5	2593.0	2687.5	2498.5	2593.0	2687.5
5.0	QPSK	1	0	25.2	28.2	28.3	21.0	23.1	23.1	24.0	27.9	**28.0**	17.4	**19.7**	19.5
		1	12	27.2	28.2	28.3	23.0	23.1	23.1	26.9	27.9	28.0	19.6	19.7	19.6
		1	24	27.3	28.2	**28.3**	23.1	**23.2**	23.1	26.9	27.9	28.0	19.6	19.7	19.6
		12	0	24.1	27.1	27.2	19.9	22.1	22.0	23.8	26.8	26.9	16.4	18.6	18.5
		12	6	24.1	27.1	27.2	20.0	22.0	22.0	23.8	26.7	26.9	16.5	18.6	18.5
		12	11	26.2	27.1	27.2	22.0	22.0	22.0	25.8	26.8	26.9	18.5	18.6	18.5
		25	0	24.2	27.1	27.2	20.0	22.1	22.0	23.8	26.8	26.9	16.5	18.6	18.6
	16QAM	1	0	24.5	27.5	27.6	20.4	22.5	22.3	23.3	27.2	**27.3**	16.8	19.1	18.8
		1	12	26.4	27.6	27.5	22.5	22.6	22.3	26.2	27.1	27.2	19.0	19.0	18.8
		1	24	26.6	**27.6**	27.6	22.5	**22.7**	22.4	26.1	27.2	27.2	18.9	**19.1**	18.7
		12	0	23.1	26.1	26.3	19.0	21.1	21.1	22.9	25.8	26.0	15.4	17.7	17.5
		12	6	23.2	26.1	26.2	19.0	21.1	21.0	22.8	25.7	26.0	15.5	17.6	17.5
		12	11	25.1	26.2	26.2	21.0	21.1	21.0	24.8	25.8	26.0	17.5	17.6	17.5
		25	0	23.2	26.1	26.2	19.0	21.1	21.0	22.8	25.8	25.9	15.5	17.6	17.5
	64QAM	1	0	23.7	26.6	26.7	19.4	21.6	21.4	22.5	26.0	24.9	16.0	18.3	18.1
		1	12	25.6	26.6	26.6	21.4	21.5	21.3	24.6	26.1	26.7	18.2	18.3	18.1
		1	24	25.7	**26.7**	26.7	21.5	**21.6**	21.4	24.5	26.1	**26.7**	18.2	**18.4**	18.1
		12	0	22.3	25.4	25.4	18.1	20.1	20.1	21.1	24.8	23.6	14.7	16.8	16.8
		12	6	22.3	25.3	25.4	18.1	20.1	20.1	21.1	24.7	23.6	14.7	16.9	16.8
		12	11	24.3	25.3	25.4	20.1	20.1	20.1	23.1	24.8	25.5	16.7	16.9	16.8
		25	0	22.3	25.3	25.4	18.1	20.1	20.1	21.2	24.7	23.5	14.7	16.8	16.7

OUTPUT POWER FOR LTE BAND 41 (10.0 MHz)

Bandwidth (MHz)	Modulation	RB Allocation	RB Offset	Conducted Average (dBm)											
				ANT 1			ANT 2			ANT 3			ANT 4		
				39700	40620	41540	39700	40620	41540	39700	40620	41540	39700	40620	41540
				2501.0	2593.0	2685.0	2501.0	2593.0	2685.0	2501.0	2593.0	2685.0	2501.0	2593.0	2685.0
10.0	QPSK	1	0	24.2	28.1	28.3	20.1	23.0	23.1	23.1	27.8	**27.9**	18.5	19.6	19.6
		1	24	27.3	28.1	28.3	23.1	23.1	23.1	26.9	27.8	27.9	19.6	19.6	19.5
		1	49	27.3	28.2	**28.3**	23.1	**23.2**	23.1	26.8	27.9	27.9	19.5	**19.7**	19.5
		25	0	24.2	27.1	27.3	20.1	22.1	22.1	24.0	26.8	26.9	16.6	18.6	18.5
		25	12	26.2	27.1	27.3	22.1	22.1	22.1	25.9	26.8	26.9	18.5	18.6	18.5
		25	24	25.3	27.2	27.3	21.1	22.2	22.1	24.8	26.8	26.9	17.5	18.7	18.6
		50	0	24.3	27.1	27.3	20.2	22.1	22.1	23.9	26.8	27.0	16.6	18.6	18.5
	16QAM	1	0	23.5	27.5	**27.6**	19.3	22.4	22.4	22.4	27.1	27.2	17.8	18.9	18.8
		1	24	26.5	27.5	27.5	22.4	22.4	22.3	26.1	27.1	**27.2**	18.8	19.0	18.8
		1	49	26.5	27.5	27.5	22.4	**22.6**	22.4	26.1	27.1	27.2	18.8	**19.0**	18.7
		25	0	23.3	26.2	26.3	19.1	21.2	21.1	23.1	25.8	25.9	15.7	17.7	17.6
		25	12	25.3	26.2	26.3	21.1	21.2	21.1	24.9	25.8	26.0	17.6	17.7	17.6
		25	24	24.3	26.2	26.3	20.2	21.2	21.1	23.9	25.9	26.0	16.6	17.8	17.6
		50	0	23.3	26.2	26.3	19.2	21.1	21.1	23.0	25.8	26.0	15.6	17.7	17.6
	64QAM	1	0	22.7	26.6	26.8	18.5	21.4	21.4	21.7	25.8	23.8	16.9	18.2	18.2
		1	24	25.5	26.6	26.8	21.6	21.5	21.4	24.7	25.8	**26.5**	**18.3**	18.2	18.2
		1	49	25.6	26.6	**26.9**	21.5	**21.7**	21.5	24.7	25.9	26.4	18.1	18.2	18.3
		25	0	22.5	25.4	25.6	18.4	20.3	20.3	21.4	24.8	23.6	14.9	16.9	16.8
		25	12	24.5	25.4	25.6	20.4	20.3	20.3	23.4	24.9	25.4	16.9	16.9	16.8
		25	24	23.5	25.4	25.7	19.4	20.4	20.3	22.4	24.8	24.4	15.8	16.9	16.9
		50	0	22.5	25.4	25.6	18.4	20.3	20.3	21.5	24.8	23.5	14.8	16.9	16.9

This report shall not be reproduced except in full, without the written approval of UL Verification Services Inc.

OUTPUT POWER FOR LTE BAND 41 (15.0 MHz)

Bandwidth (MHz)	Modulation	RB Allocation	RB Offset	Conducted Average (dBm)											
				ANT 1			ANT 2			ANT 3			ANT 4		
				39725	40620	41515	39725	40620	41515	39725	40620	41515	39725	40620	41515
				2503.5	2593.0	2682.5	2503.5	2593.0	2682.5	2503.5	2593.0	#####	#####	2593.0	2682.5
15.0	QPSK	1	0	24.2	28.1	**28.3**	20.0	23.1	23.2	24.2	27.9	27.6	16.7	19.6	19.5
		1	37	27.3	28.1	28.3	23.1	23.2	23.2	26.9	**28.0**	27.6	19.6	19.6	19.5
		1	74	27.3	28.3	28.3	23.0	**23.2**	23.1	27.0	27.9	27.5	19.6	**19.7**	19.4
		36	0	23.3	27.2	27.3	19.1	22.1	22.2	23.1	26.9	26.6	15.7	18.6	18.5
		36	16	26.3	27.2	27.4	22.1	22.2	22.2	25.9	26.9	26.7	18.7	18.7	18.5
		36	35	25.3	27.2	27.4	21.1	22.3	22.2	24.9	26.9	26.7	17.6	18.7	18.5
		75	0	23.2	27.2	27.3	19.1	22.2	22.2	22.9	26.9	26.6	15.6	18.6	18.5
	16QAM	1	0	23.4	27.4	27.6	19.2	22.3	22.5	23.5	27.0	26.9	16.0	18.9	18.6
		1	37	26.4	27.5	**27.6**	22.3	22.5	22.5	26.0	27.1	26.9	18.9	19.0	18.7
		1	74	26.5	27.6	27.6	22.3	**22.6**	22.5	26.1	**27.1**	26.8	18.9	**19.1**	18.6
		36	0	22.3	26.2	26.3	18.2	21.2	21.2	22.1	25.9	25.6	14.8	17.6	17.5
		36	16	25.3	26.2	26.3	21.2	21.3	21.2	25.0	26.0	25.6	17.7	17.7	17.5
		36	35	24.3	26.3	26.4	20.1	21.3	21.2	24.0	26.0	25.7	16.7	17.8	17.6
		75	0	22.3	26.2	26.3	18.2	21.2	21.2	21.9	25.9	25.6	14.7	17.7	17.5
	64QAM	1	0	22.8	26.5	26.8	18.5	21.5	21.6	21.8	26.0	23.6	15.2	18.1	18.2
		1	37	25.6	26.6	26.8	21.5	21.6	21.6	24.7	26.0	26.2	**18.3**	18.2	18.2
		1	74	25.8	26.7	**26.8**	21.5	**21.8**	21.6	24.7	26.0	**26.2**	18.2	18.1	18.2
		36	0	21.5	25.4	25.6	17.4	20.3	20.4	20.5	24.9	22.2	14.0	16.9	16.9
		36	16	24.5	25.4	25.6	20.4	20.4	20.4	23.6	24.9	25.1	16.8	16.9	16.9
		36	35	23.5	25.5	25.6	19.3	20.5	20.4	22.6	25.0	24.1	15.8	16.9	16.9
		75	0	21.5	25.4	25.6	17.3	20.4	20.3	20.5	24.9	22.0	13.7	16.9	16.9

OUTPUT POWER FOR LTE BAND 41 (20.0 MHz)

Bandwidth (MHz)	Modulation	RB Allocation	RB Offset	Conducted Average (dBm)											
				ANT 1			ANT 2			ANT 3			ANT 4		
				39750	40620	41490	39750	40620	41490	39750	40620	41490	39750	40620	41490
				2506.0	2593.0	2680.0	2506.0	2593.0	2680.0	2506.0	2593.0	2680.0	2506.0	2593.0	2680.0
20.0	QPSK	1	0	24.1	28.1	28.3	20.3	22.8	23.1	24.2	27.8	27.8	16.6	19.5	19.5
		1	49	27.2	28.1	28.3	23.1	22.9	23.0	26.9	27.9	27.8	19.6	19.5	19.4
		1	99	27.3	28.2	**28.3**	23.1	**23.2**	23.0	27.0	**27.9**	27.7	19.7	**19.7**	19.4
		50	0	23.2	27.0	27.3	19.2	21.8	22.0	23.0	26.8	26.7	15.5	18.5	18.3
		50	24	26.2	27.1	27.3	22.1	21.9	22.0	25.9	26.8	26.7	18.5	18.5	18.4
		50	49	25.2	27.1	27.3	21.1	22.0	22.0	24.9	26.8	26.7	17.5	18.6	18.5
		100	0	23.2	27.0	27.3	19.1	22.0	22.0	22.9	26.8	26.7	15.5	18.5	18.3
	16QAM	1	0	23.5	27.5	27.6	19.6	22.2	22.4	23.4	27.1	27.0	16.0	18.8	18.8
		1	49	26.5	27.5	27.6	22.6	22.3	22.3	26.1	27.2	27.0	18.9	18.9	18.7
		1	99	26.6	**27.6**	27.6	**22.6**	22.5	22.3	26.2	**27.2**	27.1	19.0	**19.0**	18.7
		50	0	22.2	26.1	26.3	18.8	20.9	21.1	22.0	25.8	25.7	14.6	17.5	17.4
		50	24	25.2	26.1	26.3	21.2	21.0	21.0	24.9	25.8	25.7	17.6	17.6	17.4
		50	49	24.3	26.2	26.3	20.2	21.1	21.0	24.0	25.9	25.8	16.6	17.6	17.4
		100	0	22.2	26.1	26.3	18.7	21.0	21.0	22.0	25.8	25.7	14.5	17.6	17.4
	64QAM	1	0	22.8	26.6	26.8	18.8	21.4	21.5	22.2	26.0	23.6	15.0	18.1	18.0
		1	49	25.8	26.6	**26.8**	21.7	21.5	21.5	24.7	26.0	26.2	18.1	**18.2**	18.0
		1	99	25.9	26.7	26.8	**21.8**	21.8	21.4	24.7	26.1	**26.3**	18.0	18.2	18.2
		50	0	21.5	25.4	25.6	17.6	20.2	20.3	20.6	24.8	22.2	13.8	16.8	16.8
		50	24	24.5	25.4	25.6	20.5	20.3	20.3	23.5	24.8	25.2	16.7	16.8	16.8
		50	49	23.6	25.4	25.6	19.5	20.4	20.3	22.6	24.9	24.2	15.7	16.9	16.8
		100	0	21.5	25.4	25.6	17.5	20.2	20.3	20.5	24.9	22.1	13.6	16.8	16.8

UL VERIFICATION SERVICES INC. FORM NO: CCSUP4031B
47173 BENICIA STREET, FREMONT, CA 94538, USA TEL: (510) 319-4000 FAX: (510) 661-0888
This report shall not be reproduced except in full, without the written approval of UL Verification Services Inc.

7.12. LTE BAND 48

ID:	39004	Date:	5/24/2019

OUTPUT POWER FOR LTE BAND 48 (5.0 MHz)

Bandwidth (MHz)	Modulation	RB Allocation	RB Offset	Conducted Average (dBm)											
				ANT 1			ANT 6			ANT 3			ANT 4		
				55265	55990	56715	55265	55990	56715	55265	55990	56715	55265	55990	56715
				3552.5	3625.0	3697.5	3552.5	3625.0	3697.5	3552.5	3625.0	3697.5	3552.5	3625.0	3697.5
5.0	QPSK	1	0	20.8	**25.7**	21.0	18.3	**22.5**	18.5	20.5	25.4	20.5	18.5	22.5	18.4
		1	12	20.4	25.0	20.4	18.1	22.3	18.2	20.0	25.0	19.9	18.0	22.0	18.0
		1	24	20.8	25.4	20.9	18.4	22.4	18.5	20.3	**25.5**	20.5	18.5	**22.5**	18.5
		12	0	19.9	24.5	19.9	17.4	21.4	17.4	19.4	24.5	19.4	17.6	21.5	17.6
		12	6	19.8	24.5	19.8	17.3	21.3	17.4	19.4	24.4	19.4	17.5	21.4	17.5
		12	11	19.8	24.5	19.8	17.2	21.4	17.4	19.4	24.4	19.4	17.5	21.4	17.6
		25	0	19.7	24.4	19.8	17.4	21.5	17.5	19.3	24.4	19.4	17.4	21.3	17.4
	16QAM	1	0	20.2	**25.0**	20.3	18.0	21.8	17.8	20.0	24.8	19.8	17.7	21.8	17.7
		1	12	19.8	24.4	19.7	17.4	21.7	17.6	19.6	24.3	19.3	17.3	21.2	17.2
		1	24	20.3	25.0	20.2	17.9	**21.9**	17.9	19.7	**25.0**	19.8	17.8	**21.8**	17.8
		12	0	18.7	23.4	18.8	16.2	20.2	16.3	18.3	23.4	18.4	16.4	20.4	16.4
		12	6	18.7	23.3	18.7	16.1	20.1	16.2	18.2	23.3	18.3	16.4	20.3	16.3
		12	11	18.7	23.3	18.8	16.1	20.1	16.2	18.3	23.3	18.3	16.4	20.3	16.3
		25	0	18.6	23.3	18.6	16.3	20.4	16.4	18.2	23.3	18.3	16.3	20.2	16.3
	64QAM	1	0	18.9	23.5	18.8	17.3	21.3	17.2	18.6	24.0	18.8	17.0	**20.8**	16.8
		1	12	18.4	23.2	18.3	17.1	21.1	16.9	18.3	23.4	18.4	16.5	20.4	16.5
		1	24	18.9	**23.7**	18.7	17.2	**21.3**	17.2	18.6	**24.1**	18.8	16.9	20.8	17.0
		12	0	17.2	22.0	17.4	15.4	19.5	15.8	17.5	22.4	17.1	15.2	19.2	15.3
		12	6	17.2	22.0	17.5	15.4	19.5	15.8	17.3	22.2	17.1	15.2	19.3	15.1
		12	11	17.1	22.0	17.4	15.3	19.5	15.8	17.3	22.2	17.2	15.2	19.3	15.2
		25	0	17.2	22.1	17.3	15.8	19.2	15.9	17.2	22.3	17.3	15.3	19.3	15.3

OUTPUT POWER FOR LTE BAND 48 (10.0 MHz)

Bandwidth (MHz)	Modulation	RB Allocation	RB Offset	Conducted Average (dBm)											
				ANT 1			ANT 6			ANT 3			ANT 4		
				55290	55990	56690	55290	55990	56690	55290	55990	56690	55290	55990	56690
				3555	3625.0	3695	3555	3625.0	3695	3555	3625.0	3695	3555	3625.0	3695
10.0	QPSK	1	0	20.9	**25.7**	21.0	18.5	**22.3**	18.5	20.5	25.4	20.4	18.5	22.5	18.3
		1	24	20.7	25.5	20.7	18.2	22.1	18.2	20.3	25.2	20.1	18.3	22.2	18.0
		1	49	20.9	25.7	21.0	18.4	22.3	18.5	20.5	**25.4**	20.4	18.5	**22.5**	18.5
		25	0	19.8	24.7	19.8	17.4	21.2	17.4	19.4	24.3	19.3	17.4	21.4	17.2
		25	12	19.7	24.6	19.8	17.3	21.2	17.3	19.4	24.3	19.3	17.4	21.3	17.2
		25	24	19.8	24.6	19.9	17.4	21.2	17.4	19.4	24.3	19.4	17.4	21.4	17.3
		50	0	19.6	24.4	19.7	17.4	21.2	17.4	19.2	24.1	19.1	17.2	21.1	17.1
	16QAM	1	0	20.3	**25.1**	20.4	17.9	21.8	18.0	19.8	**24.8**	19.8	17.6	**21.7**	17.7
		1	24	20.1	24.8	20.1	17.6	21.5	17.7	19.7	24.6	19.5	17.4	21.5	17.4
		1	49	20.3	25.1	20.4	17.8	**21.8**	17.9	19.8	24.8	19.8	17.6	21.6	17.6
		25	0	18.7	23.5	18.7	16.3	20.1	16.3	18.4	23.2	18.2	16.4	20.2	16.1
		25	12	18.7	23.5	18.7	16.2	20.0	16.2	18.3	23.1	18.1	16.3	20.2	16.1
		25	24	18.7	23.5	18.8	16.3	20.1	16.3	18.4	23.2	18.3	16.3	20.3	16.1
		50	0	18.6	23.4	18.7	16.4	20.2	16.4	18.2	23.2	18.1	16.2	20.1	16.0
	64QAM	1	0	18.8	23.7	19.2	17.4	21.1	17.3	18.7	23.7	18.7	16.5	**20.6**	16.6
		1	24	18.6	23.5	18.9	17.1	20.8	17.0	18.7	23.5	18.4	16.3	20.3	16.3
		1	49	18.9	**23.8**	19.1	17.3	**21.1**	17.2	18.8	**23.7**	18.7	16.4	20.5	16.5
		25	0	17.5	22.4	17.5	15.8	19.6	15.8	17.4	22.3	17.2	15.3	19.3	15.2
		25	12	17.4	22.2	17.4	15.7	19.5	15.7	17.3	22.2	17.2	15.2	19.2	15.1
		25	24	17.5	22.3	17.5	15.7	19.6	15.8	17.4	22.3	17.3	15.3	19.3	15.2
		50	0	17.3	22.1	17.5	15.9	19.7	15.9	17.3	22.1	17.2	15.2	19.2	15.1

UL VERIFICATION SERVICES INC. FORM NO: CCSUP4031B
47173 BENICIA STREET, FREMONT, CA 94538, USA TEL: (510) 319-4000 FAX: (510) 661-0888
This report shall not be reproduced except in full, without the written approval of UL Verification Services Inc.

OUTPUT POWER FOR LTE BAND 48 (15.0 MHz)

Bandwidth (MHz)	Modulation	RB Allocation	RB Offset	Conducted Average (dBm)											
				ANT 1			ANT 6			ANT 3			ANT 4		
				55315	55990	56665	55315	55990	56665	55315	55990	56665	55315	55990	56665
				3557.5	3625.0	3692.5	3557.5	3625.0	3692.5	3557.5	3625.0	3692.5	3557.5	3625.0	3692.5
15.0	QPSK	1	0	20.9	**25.7**	21.0	18.1	**22.3**	18.3	20.5	**25.4**	20.4	18.4	**22.5**	18.4
		1	37	20.5	25.3	20.6	18.0	22.2	18.1	20.1	24.9	20.1	18.1	22.1	18.1
		1	74	20.8	25.7	21.0	18.1	22.3	18.2	20.4	25.4	20.4	18.3	22.4	18.4
		36	0	19.8	24.6	19.9	17.0	21.2	17.2	19.4	24.3	19.4	17.4	21.4	17.5
		36	16	19.8	24.6	19.9	17.0	21.2	17.1	19.4	24.3	19.4	17.4	21.4	17.4
		36	35	19.7	24.6	19.9	16.9	21.2	17.1	19.4	24.3	19.4	17.3	21.4	17.4
		75	0	19.6	24.4	19.7	17.0	21.3	17.2	19.2	24.1	19.2	17.2	21.2	17.2
	16QAM	1	0	20.1	**25.1**	20.4	17.8	**21.6**	17.7	19.6	24.7	19.8	17.5	**21.7**	17.8
		1	37	19.8	24.7	20.2	17.5	21.5	17.5	19.3	24.3	19.5	17.2	21.4	17.4
		1	74	20.1	25.0	20.5	17.6	21.5	17.7	19.6	**24.8**	19.8	17.5	21.6	17.7
		36	0	18.8	23.6	18.9	16.0	20.2	16.1	18.4	23.3	18.4	16.3	20.3	16.5
		36	16	18.7	23.6	18.9	15.9	20.2	16.1	18.3	23.2	18.4	16.3	20.3	16.4
		36	35	18.8	23.6	18.9	15.9	20.2	16.1	18.3	23.3	18.4	16.3	20.3	16.4
		75	0	18.6	23.4	18.7	16.0	20.3	16.2	18.1	23.0	18.1	16.1	20.1	16.2
	64QAM	1	0	19.1	**23.9**	19.0	17.1	**21.3**	17.0	18.9	**23.8**	18.8	16.5	20.6	16.6
		1	37	18.6	23.4	18.5	16.9	21.2	17.0	18.6	23.3	18.4	16.3	20.4	16.4
		1	74	19.1	23.8	18.9	17.1	21.3	17.0	18.8	23.7	18.8	16.6	**20.6**	16.7
		36	0	17.6	22.2	17.5	15.5	19.7	15.7	17.4	22.3	17.3	15.4	19.4	15.4
		36	16	17.5	22.2	17.5	15.5	19.7	15.6	17.4	22.2	17.3	15.3	19.3	15.3
		36	35	17.4	22.3	17.5	15.4	19.7	15.6	17.4	22.3	17.3	15.3	19.4	15.3
		75	0	17.3	22.0	17.3	15.5	19.8	15.7	17.2	22.1	17.2	15.1	19.2	15.2

OUTPUT POWER FOR LTE BAND 48 (20.0 MHz)

Bandwidth (MHz)	Modulation	RB Allocation	RB Offset	Conducted Average (dBm)											
				ANT 1			ANT 6			ANT 3			ANT 4		
				55340	55990	56640	55340	55990	56640	55340	55990	56640	55340	55990	56640
				3560	3625.0	3690	3560	3625.0	3690	3560	3625.0	3690	3560	3625.0	3690
20.0	QPSK	1	0	21.0	**25.7**	21.0	18.3	**22.5**	18.4	20.4	25.4	20.3	18.4	**22.4**	18.3
		1	49	20.7	25.5	20.8	17.9	22.2	18.1	20.1	25.2	20.0	18.0	22.1	17.9
		1	99	21.0	25.7	21.1	18.3	22.4	18.3	20.2	**25.4**	20.3	18.3	22.3	18.1
		50	0	19.9	24.6	19.9	17.1	21.3	17.2	19.2	24.3	19.2	17.3	21.3	17.1
		50	24	19.5	24.3	19.6	17.0	21.2	17.2	18.9	24.0	18.9	16.9	21.0	16.8
		50	49	19.8	24.6	19.9	17.0	21.3	17.2	19.1	24.3	19.2	17.2	21.3	17.0
		100	0	19.6	24.4	19.6	17.0	21.3	17.2	19.0	24.1	18.9	17.0	21.0	16.9
	16QAM	1	0	20.4	**25.2**	20.4	17.9	**21.9**	17.8	19.6	24.8	19.8	17.5	**21.6**	17.4
		1	49	20.1	25.0	20.1	17.5	21.6	17.6	19.3	24.6	19.4	17.3	21.4	17.1
		1	99	20.3	25.1	20.4	17.8	21.8	17.7	19.6	**24.8**	19.7	17.6	21.6	17.3
		50	0	18.9	23.5	18.8	16.1	20.2	16.1	18.2	23.3	18.2	16.2	20.2	16.1
		50	24	18.5	23.3	18.5	15.9	20.2	16.1	17.9	23.0	17.8	15.9	19.9	15.8
		50	49	18.8	23.6	18.9	16.0	20.2	16.1	18.1	23.3	18.2	16.1	20.2	16.0
		100	0	18.6	23.3	18.6	16.0	20.3	16.2	18.0	23.1	17.9	16.0	20.0	15.9
	64QAM	1	0	19.0	**23.9**	19.2	16.8	**20.9**	16.7	18.9	**23.9**	18.7	16.5	**20.7**	16.5
		1	49	18.7	23.6	19.0	16.5	20.6	16.5	18.5	23.7	18.3	16.3	20.6	16.1
		1	99	19.0	23.9	19.2	16.8	20.8	16.7	18.7	23.9	18.6	16.4	20.7	16.3
		50	0	17.6	22.3	17.5	15.0	19.3	15.2	17.3	22.4	17.2	15.2	19.2	15.1
		50	24	17.2	22.0	17.2	14.9	19.2	15.2	16.9	22.1	16.9	14.9	19.0	14.8
		50	49	17.5	22.4	17.5	15.0	19.3	15.2	17.2	22.4	17.2	15.1	19.2	15.1
		100	0	17.3	22.3	17.3	15.1	19.3	15.3	17.1	22.2	17.0	15.0	19.0	14.9

This report shall not be reproduced except in full, without the written approval of UL Verification Services Inc.

7.13. LTE BAND 66

ID:	39004	Date:	5/23/2019

OUTPUT POWER FOR LTE BAND 66 (1.4 MHz)

Bandwidth (MHz)	Modulation	RB Allocation	RB Offset	ANT 1			ANT 2			ANT 3			ANT 4		
				131979	132322	132665	131979	132322	132665	131979	132322	132665	131979	132322	132665
				1710.7	1745.0	1779.3	1710.7	1745.0	1779.3	1710.7	1745.0	1779.3	1710.7	1745.0	1779.3
1.4	QPSK	1	0	25.6	25.6	25.6	21.7	**22.0**	21.5	25.0	25.0	24.7	21.4	21.4	21.4
		1	2	**25.7**	25.6	25.5	21.6	21.9	21.5	24.9	25.0	24.7	21.3	21.4	21.4
		1	5	25.7	25.6	25.6	21.6	21.9	21.5	24.9	**25.0**	24.8	21.4	**21.5**	21.4
		3	0	25.6	25.5	25.4	21.6	21.8	21.3	24.8	24.9	24.6	21.2	21.3	21.2
		3	1	25.5	25.5	25.4	21.5	21.8	21.3	24.8	24.9	24.6	21.3	21.3	21.2
		3	2	25.5	25.4	25.4	21.5	21.8	21.4	24.8	24.9	24.6	21.2	21.3	21.2
		6	0	24.5	24.4	24.3	20.4	20.7	20.3	23.8	23.9	23.6	20.2	20.3	20.2
	16QAM	1	0	24.8	**24.8**	24.8	20.9	21.1	20.7	24.1	24.3	24.1	20.6	**20.8**	20.6
		1	2	24.8	24.8	24.8	20.7	21.1	20.7	24.2	**24.3**	24.1	20.6	20.7	20.6
		1	5	24.8	24.8	24.8	20.7	**21.2**	20.7	24.2	24.3	24.2	20.5	20.7	20.7
		3	0	24.6	24.6	24.5	20.5	20.9	20.5	23.9	23.9	23.8	20.3	20.5	20.4
		3	1	24.6	24.6	24.5	20.5	20.9	20.4	23.8	23.9	23.7	20.3	20.5	20.4
		3	2	24.6	24.5	24.5	20.6	20.9	20.5	23.8	23.9	23.8	20.3	20.5	20.4
		6	0	23.5	23.4	23.5	19.5	19.8	19.4	22.8	22.9	22.7	19.2	19.3	19.3
	64QAM	1	0	23.6	**24.1**	23.5	20.1	20.1	19.8	**23.3**	23.1	23.0	19.7	19.7	**20.0**
		1	2	23.7	24.1	23.5	20.0	**20.2**	19.7	23.2	23.1	23.0	19.7	19.7	19.7
		1	5	23.7	24.0	23.5	20.1	20.1	19.8	23.3	23.2	23.1	19.8	19.7	19.6
		3	0	23.5	23.9	23.3	19.8	19.8	19.6	22.9	23.1	22.8	18.4	18.3	18.5
		3	1	23.5	23.8	23.2	19.7	19.8	19.6	22.9	23.0	22.8	18.4	18.3	18.5
		3	2	23.5	23.8	23.2	19.7	19.9	19.6	22.9	23.0	22.8	18.5	18.3	18.5
		6	0	22.5	22.6	22.2	18.6	18.9	18.5	21.8	21.9	21.6	18.4	18.3	18.5

OUTPUT POWER FOR LTE BAND 66 (3.0 MHz)

Bandwidth (MHz)	Modulation	RB Allocation	RB Offset	Conducted Average (dBm)											
				ANT 1			ANT 2			ANT 3			ANT 4		
				131987	132322	132657	131987	132322	132657	131987	132322	132657	131987	132322	132657
				1711.5	1745.0	1778.5	1711.5	1745.0	1778.5	1711.5	1745.0	1778.5	1711.5	1745.0	1778.5
3.0	QPSK	1	0	25.6	25.6	25.5	21.6	**21.9**	21.4	24.8	24.9	24.7	21.3	**21.5**	21.3
		1	7	25.6	25.7	25.5	21.6	21.8	21.4	24.8	**25.0**	24.7	21.3	21.5	21.3
		1	14	**25.7**	25.6	25.5	21.6	21.8	21.4	24.8	24.9	24.7	21.3	21.4	21.3
		8	0	24.6	24.6	24.5	20.5	20.7	20.3	23.8	23.9	23.7	20.2	20.3	20.2
		8	4	24.6	24.6	24.5	20.5	20.8	20.3	23.8	23.9	23.7	20.2	20.3	20.2
		8	7	24.6	24.5	24.5	20.5	20.8	20.4	23.8	23.9	23.6	20.2	20.3	20.2
		15	0	24.5	24.6	24.4	20.5	20.8	20.4	23.8	23.9	23.6	20.2	20.3	20.2
	16QAM	1	0	24.8	24.9	24.8	20.9	21.1	20.7	24.2	24.3	24.1	20.6	20.7	20.6
		1	7	24.9	**24.9**	24.8	20.8	**21.1**	20.7	24.2	**24.3**	24.1	20.7	**20.7**	20.7
		1	14	24.9	24.9	24.8	20.9	21.1	20.7	24.2	24.3	24.2	20.6	20.7	20.5
		8	0	23.5	23.6	23.4	19.5	19.8	19.3	22.8	22.8	22.6	19.3	19.3	19.2
		8	4	23.5	23.6	23.4	19.5	19.8	19.4	22.8	22.8	22.6	19.2	19.4	19.2
		8	7	23.6	23.5	23.4	19.5	19.8	19.4	22.8	22.8	22.6	19.2	19.4	19.2
		15	0	23.6	23.4	23.4	19.5	19.7	19.3	22.8	22.8	22.6	19.2	19.3	19.2
	64QAM	1	0	23.6	23.8	23.5	19.9	20.1	19.8	23.1	23.1	23.0	19.7	19.6	19.8
		1	7	23.7	**23.9**	23.6	19.9	20.1	19.8	23.1	**23.2**	23.0	19.7	19.6	**20.0**
		1	14	23.6	23.7	23.5	19.8	**20.1**	19.8	23.1	23.2	23.0	19.7	19.7	19.8
		8	0	22.4	22.6	22.2	18.5	18.7	18.4	21.8	21.9	21.6	18.6	18.5	18.9
		8	4	22.4	22.5	22.2	18.5	18.8	18.5	21.8	21.9	21.6	18.6	18.6	18.9
		8	7	22.4	22.5	22.2	18.6	18.8	18.5	21.8	21.9	21.6	18.6	18.6	18.8
		15	0	22.3	22.5	22.2	18.5	18.8	18.4	21.8	21.8	21.6	18.6	18.6	18.8

This report shall not be reproduced except in full, without the written approval of UL Verification Services Inc.

OUTPUT POWER FOR LTE BAND 66 (5.0 MHz)

Bandwidth (MHz)	Modulation	RB Allocation	RB Offset	Conducted Average (dBm)											
				ANT 1			ANT 2			ANT 3			ANT 4		
				131997	132322	132647	131997	132322	132647	131997	132322	132647	131997	132322	132647
				1712.5	1745.0	1777.5	1712.5	1745.0	1777.5	1712.5	1745.0	1777.5	1712.5	1745.0	1777.5
5.0	QPSK	1	0	**25.7**	25.7	25.7	21.7	21.8	21.6	24.8	**24.9**	24.7	21.4	21.4	21.4
		1	12	25.7	25.7	25.5	21.6	21.8	21.5	24.8	24.8	24.6	21.3	21.5	21.4
		1	24	25.6	25.7	25.6	21.6	**21.9**	21.5	24.8	24.9	24.7	21.2	**21.5**	21.4
		12	0	24.7	24.7	24.6	20.6	20.8	20.5	23.7	23.8	23.6	20.3	20.4	20.3
		12	6	24.7	24.7	24.5	20.6	20.8	20.4	23.7	23.8	23.5	20.2	20.4	20.3
		12	11	24.6	24.7	24.5	20.5	20.8	20.4	23.7	23.8	23.6	20.2	20.4	20.3
		25	0	24.6	24.7	24.5	20.6	20.8	20.5	23.7	23.8	23.5	20.2	20.4	20.3
	16QAM	1	0	**25.1**	25.0	25.0	21.1	21.2	20.9	24.0	24.2	23.9	**20.8**	20.8	20.7
		1	12	25.0	25.1	24.8	21.0	21.2	20.8	24.0	24.2	23.9	20.7	20.8	20.7
		1	24	25.1	25.0	24.8	21.0	**21.3**	20.8	24.1	**24.3**	24.0	20.7	20.8	20.7
		12	0	23.7	23.7	23.6	19.6	19.8	19.6	22.7	22.8	22.6	19.4	19.5	19.4
		12	6	23.7	23.7	23.5	19.6	19.9	19.5	22.7	22.8	22.6	19.3	19.4	19.3
		12	11	23.6	23.6	23.5	19.5	19.8	19.5	22.7	22.8	22.6	19.2	19.4	19.3
		25	0	23.6	23.6	23.5	19.6	19.8	19.5	22.7	22.8	22.5	19.2	19.4	19.3
	64QAM	1	0	23.7	**24.0**	23.8	20.0	20.3	19.9	23.0	23.1	23.0	19.7	19.7	**20.0**
		1	12	23.8	23.9	23.7	20.0	20.3	19.9	23.0	23.1	22.9	19.7	19.7	19.7
		1	24	23.7	23.9	23.7	20.0	**20.5**	20.0	23.1	**23.2**	22.9	19.8	19.7	19.6
		12	0	22.5	22.7	22.4	18.7	18.9	18.7	21.7	21.8	21.6	18.4	18.3	18.5
		12	6	22.5	22.7	22.3	18.6	18.9	18.6	21.7	21.8	21.6	18.4	18.3	18.5
		12	11	22.5	22.6	22.3	18.5	18.9	18.6	21.7	21.8	21.6	18.5	18.3	18.5
		25	0	22.5	22.6	22.3	18.7	18.9	18.6	21.7	21.8	21.5	18.4	18.3	18.5

OUTPUT POWER FOR LTE BAND 66 (10.0 MHz)

Bandwidth (MHz)	Modulation	RB Allocation	RB Offset	Conducted Average (dBm)											
				ANT 1			ANT 2			ANT 3			ANT 4		
				132022	132322	132622	132022	132322	132622	132022	132322	132622	132022	132322	132622
				1715.0	1745.0	1775.0	1715.0	1745.0	1775.0	1715.0	1745.0	1775.0	1715.0	1745.0	1775.0
10.0	QPSK	1	0	25.5	25.7	**25.7**	21.7	21.9	21.7	24.7	24.8	24.8	21.5	21.4	21.4
		1	24	25.4	25.7	25.7	21.6	21.9	21.7	24.7	24.8	24.7	21.3	21.5	21.4
		1	49	25.4	25.6	25.6	21.6	**22.0**	21.6	24.7	**24.9**	24.6	21.4	**21.5**	21.4
		25	0	24.5	24.7	24.7	20.7	20.9	20.7	23.7	23.9	23.7	20.4	20.4	20.4
		25	12	24.5	24.7	24.7	20.6	20.9	20.6	23.7	23.8	23.6	20.4	20.5	20.3
		25	24	24.5	24.6	24.6	20.7	21.0	20.6	23.6	23.9	23.6	20.4	20.5	20.4
		50	0	24.5	24.6	24.7	20.7	20.9	20.6	23.7	23.8	23.6	20.4	20.5	20.3
	16QAM	1	0	24.8	24.9	25.1	21.1	21.3	21.0	24.0	**24.2**	24.0	**20.8**	20.8	20.6
		1	24	24.8	25.0	**25.1**	20.9	21.2	20.9	24.1	24.1	23.9	20.6	20.8	20.6
		1	49	24.8	24.8	24.9	20.9	**21.4**	20.9	24.0	24.2	23.9	20.7	20.8	20.6
		25	0	23.6	23.7	23.8	19.8	20.0	19.7	22.7	22.9	22.8	19.4	19.5	19.4
		25	12	23.5	23.8	23.7	19.7	20.0	19.7	22.7	22.8	22.7	19.4	19.5	19.4
		25	24	23.5	23.7	23.7	19.7	20.0	19.7	22.8	23.0	22.6	19.4	19.5	19.4
		50	0	23.5	23.7	23.7	19.7	20.0	19.7	22.7	22.8	22.7	19.4	19.5	19.4
	64QAM	1	0	23.7	24.0	23.7	20.0	20.2	20.1	22.9	23.0	23.0	19.7	19.6	19.8
		1	24	23.7	**24.1**	23.6	19.9	20.3	20.0	22.9	22.9	22.8	19.7	19.6	**20.0**
		1	49	23.8	24.0	23.7	19.9	**20.3**	20.0	22.9	**23.2**	22.8	19.7	19.7	19.8
		25	0	22.6	22.9	22.6	18.8	19.1	18.8	21.8	22.0	21.8	18.6	18.5	18.9
		25	12	22.6	22.9	22.6	18.8	19.1	18.9	21.8	21.9	21.8	18.6	18.6	18.9
		25	24	22.6	22.8	22.5	18.8	19.2	18.8	21.8	21.9	21.6	18.6	18.6	18.8
		50	0	22.6	22.9	22.6	18.8	19.1	18.8	21.8	21.9	21.7	18.6	18.6	18.8

UL VERIFICATION SERVICES INC. FORM NO: CCSUP4031B
47173 BENICIA STREET, FREMONT, CA 94538, USA TEL: (510) 319-4000 FAX: (510) 661-0888
This report shall not be reproduced except in full, without the written approval of UL Verification Services Inc.

OUTPUT POWER FOR LTE BAND 66 (15.0 MHz)

Bandwidth (MHz)	Modulation	RB Allocation	RB Offset	Conducted Average (dBm)											
				ANT 1			ANT 2			ANT 3			ANT 4		
				132047	132322	132597	132047	132322	132597	132047	132322	132597	132047	132322	132597
				1717.5	1745.0	1772.5	1717.5	1745.0	1772.5	1717.5	1745.0	1772.5	1717.5	1745.0	1772.5
15.0	QPSK	1	0	25.6	25.7	25.5	21.7	**21.8**	21.8	24.8	24.9	24.8	21.4	21.3	**21.4**
		1	37	25.5	**25.7**	25.5	21.6	21.8	21.6	24.7	24.9	24.7	21.3	21.4	21.3
		1	74	25.4	25.6	25.4	21.6	21.8	21.5	24.8	**25.0**	24.6	21.3	21.4	21.2
		36	0	24.5	24.8	24.5	20.6	20.9	20.7	23.8	23.9	23.8	20.2	20.4	20.4
		36	16	24.5	24.8	24.6	20.6	20.9	20.7	23.8	23.9	23.8	20.2	20.4	20.3
		36	35	24.5	24.7	24.5	20.6	21.0	20.6	23.7	23.9	23.7	20.3	20.4	20.3
		75	0	24.5	24.7	24.5	20.6	20.9	20.6	23.7	23.9	23.7	20.2	20.4	20.3
	16QAM	1	0	24.9	24.9	24.9	21.0	21.1	21.1	24.0	24.2	24.1	20.7	20.6	**20.7**
		1	37	24.9	**24.9**	24.8	20.9	**21.1**	20.9	24.0	24.2	24.0	20.6	20.7	20.6
		1	74	24.8	24.8	24.7	21.0	21.1	20.8	24.1	**24.3**	23.9	20.6	20.7	20.6
		36	0	23.6	23.8	23.6	19.7	20.0	19.8	22.8	23.0	22.8	19.3	19.4	19.5
		36	16	23.6	23.8	23.6	19.7	20.0	19.7	22.8	22.9	22.9	19.3	19.5	19.3
		36	35	23.6	23.8	23.5	19.6	20.0	19.7	22.7	23.0	22.8	19.3	19.5	19.4
		75	0	23.6	23.8	23.5	19.7	20.0	19.7	22.8	22.9	22.8	19.3	19.5	19.4
	64QAM	1	0	23.8	23.9	23.8	20.1	**20.3**	20.1	23.1	23.2	23.1	19.6	19.6	**19.9**
		1	37	23.7	**24.0**	23.7	19.9	20.2	19.9	23.0	23.2	23.1	19.5	19.6	19.9
		1	74	23.7	24.0	23.7	20.0	20.3	20.0	23.1	**23.3**	22.9	19.7	19.6	19.6
		36	0	22.6	22.8	22.6	18.8	19.0	18.9	21.9	22.0	21.9	18.6	18.5	18.6
		36	16	22.7	22.9	22.6	18.9	19.1	18.9	21.9	22.0	21.9	18.5	18.5	18.7
		36	35	22.7	22.8	22.6	19.0	19.2	18.9	21.8	22.0	21.8	18.4	18.5	18.8
		75	0	22.6	22.8	22.6	18.9	19.1	18.8	21.8	21.9	21.8	18.4	18.5	18.7

OUTPUT POWER FOR LTE BAND 66 (20.0 MHz)

Bandwidth (MHz)	Modulation	RB Allocation	RB Offset	Conducted Average (dBm)											
				ANT 1			ANT 2			ANT 3			ANT 4		
				132072	132322	132572	132072	132322	132572	132072	132322	132572	132072	132322	132572
				1720.0	1745.0	1770.0	1720.0	1745.0	1770.0	1720.0	1745.0	1770.0	1720.0	1745.0	1770.0
20.0	QPSK	1	0	25.5	25.5	25.5	21.7	21.9	21.8	24.8	24.8	24.9	**21.5**	21.4	21.5
		1	49	25.4	25.7	25.4	21.6	**21.9**	21.6	24.7	24.8	24.7	21.4	21.5	21.4
		1	99	25.5	**25.7**	25.3	21.8	21.8	21.5	24.8	**25.0**	24.7	21.4	21.4	21.4
		50	0	24.5	24.7	24.5	20.6	20.9	20.7	23.8	23.9	23.8	20.4	20.5	20.5
		50	24	24.5	24.7	24.3	20.6	20.9	20.6	23.7	23.9	23.8	20.4	20.5	20.4
		50	49	24.3	24.6	24.4	20.7	21.0	20.6	23.8	24.0	23.8	20.4	20.5	20.4
		100	0	24.4	24.7	24.4	20.7	20.8	20.7	23.7	23.9	23.8	20.4	20.5	20.4
	16QAM	1	0	24.9	24.9	24.9	21.1	21.1	21.1	24.2	24.2	24.2	20.8	20.7	**20.9**
		1	49	24.8	25.0	24.7	20.9	**21.2**	20.9	24.1	24.2	24.1	20.7	20.8	20.8
		1	99	**25.0**	24.9	24.6	21.1	21.2	20.8	**24.3**	24.3	24.0	20.6	20.8	20.9
		50	0	23.5	23.7	23.5	19.7	20.0	19.8	22.8	23.0	22.8	19.4	19.6	19.5
		50	24	23.5	23.7	23.4	19.7	20.0	19.7	22.7	22.9	22.8	19.4	19.6	19.5
		50	49	23.5	23.6	23.4	19.7	20.1	19.7	22.8	23.0	22.8	19.4	19.6	19.4
		100	0	23.5	23.7	23.4	19.7	20.0	19.7	22.7	22.9	22.8	19.4	19.6	19.5
	64QAM	1	0	23.9	23.7	23.9	20.2	20.1	20.2	22.9	23.2	23.0	19.8	19.5	**20.2**
		1	49	23.9	23.9	23.8	20.1	20.2	20.0	22.8	23.2	22.8	19.9	19.5	19.8
		1	99	**24.0**	23.9	23.8	**20.3**	20.0	20.1	23.0	**23.4**	22.8	19.8	19.6	19.7
		50	0	22.6	22.8	22.5	18.8	19.0	18.9	21.9	22.0	21.9	18.6	18.5	18.7
		50	24	22.6	22.8	22.5	18.9	19.1	18.9	21.8	21.9	21.9	18.5	18.5	18.7
		50	49	22.5	22.8	22.5	19.0	19.2	18.8	21.9	22.1	21.9	18.6	18.6	18.8
		100	0	22.6	22.8	22.5	18.9	19.1	18.9	21.8	22.0	21.8	18.5	18.5	18.7

UL VERIFICATION SERVICES INC. FORM NO: CCSUP4031B
47173 BENICIA STREET, FREMONT, CA 94538, USA TEL: (510) 319-4000 FAX: (510) 661-0888
This report shall not be reproduced except in full, without the written approval of UL Verification Services Inc.

7.14. LTE BAND 71

ID:	19467	Date:	5/26/19

OUTPUT POWER FOR LTE BAND 71 (5.0 MHz)

Bandwidth (MHz)	Modulation	RB Allocation	RB Offset	Conducted Average (dBm)					
				ANT 1			ANT 2		
				133147	133297	133447	133147	133297	133447
				665.5	680.5	695.5	665.5	680.5	695.5
5.0	QPSK	1	0	25.6	25.4	25.3	**24.5**	24.1	24.3
		1	12	**25.7**	25.3	25.2	24.4	24.1	24.2
		1	24	25.5	25.3	25.4	24.3	24.2	24.1
		12	0	24.5	24.2	24.2	23.3	22.9	23.1
		12	6	24.6	24.2	24.1	23.2	23.0	23.1
		12	11	24.4	24.2	24.2	23.3	23.1	23.1
		25	0	24.6	24.2	24.2	23.3	23.0	23.2
	16QAM	1	0	25.0	24.6	24.6	23.7	23.6	**23.8**
		1	12	**25.1**	24.5	24.6	23.6	23.6	23.6
		1	24	24.9	24.6	24.8	23.6	23.7	23.6
		12	0	23.5	23.2	23.2	22.3	22.0	22.1
		12	6	23.5	23.2	23.2	22.3	22.1	22.2
		12	11	23.5	23.2	23.2	22.3	22.2	22.1
		25	0	23.5	23.2	23.2	22.3	22.1	22.2
	64QAM	1	0	23.9	23.6	23.5	22.3	24.1	22.1
		1	12	**23.9**	23.6	23.5	22.2	24.2	22.2
		1	24	23.8	23.7	23.6	22.1	**24.2**	22.2
		12	0	22.5	22.2	22.2	20.8	22.6	20.6
		12	6	22.5	22.2	22.2	20.9	22.7	20.7
		12	11	22.4	22.2	22.3	20.8	22.8	20.8
		25	0	22.6	22.2	22.2	20.9	22.7	20.7

OUTPUT POWER FOR LTE BAND 71 (10.0 MHz)

Bandwidth (MHz)	Modulation	RB Allocation	RB Offset	Conducted Average (dBm)					
				ANT 1			ANT 2		
				133172	133322	133422	133172	133322	133422
				668.0	683.0	693.0	668.0	683.0	693.0
10.0	QPSK	1	0	**25.7**	25.3	25.1	**24.4**	24.0	24.1
		1	24	25.4	25.3	25.2	24.3	24.1	24.3
		1	49	25.4	25.3	25.4	24.3	24.1	24.2
		25	0	24.5	24.2	24.2	23.3	23.1	23.1
		25	12	24.4	24.2	24.2	23.2	23.1	23.2
		25	24	24.4	24.2	24.2	23.2	23.2	23.2
		50	0	24.4	24.2	24.2	23.2	23.1	23.3
	16QAM	1	0	**24.9**	24.5	24.5	23.7	23.4	23.6
		1	24	24.8	24.5	24.6	23.5	23.5	**23.7**
		1	49	24.8	24.5	24.7	23.6	23.5	23.6
		25	0	23.6	23.3	23.2	22.3	22.1	22.2
		25	12	23.4	23.3	23.2	22.3	22.1	22.3
		25	24	23.4	23.3	23.3	22.3	22.2	22.2
		50	0	23.4	23.3	23.2	22.2	22.2	22.3
	64QAM	1	0	**23.7**	23.6	23.3	**22.2**	22.0	22.1
		1	24	23.7	23.5	23.5	22.1	22.1	22.0
		1	49	23.7	23.5	23.6	22.0	22.1	22.0
		25	0	22.7	22.3	22.2	20.7	20.5	20.6
		25	12	22.5	22.3	22.2	20.8	20.6	20.6
		25	24	22.6	22.3	22.3	20.7	20.7	20.6
		50	0	22.5	22.3	22.3	20.8	20.6	20.6

UL VERIFICATION SERVICES INC. FORM NO: CCSUP4031B
47173 BENICIA STREET, FREMONT, CA 94538, USA TEL: (510) 319-4000 FAX: (510) 661-0888
This report shall not be reproduced except in full, without the written approval of UL Verification Services Inc.

OUTPUT POWER FOR LTE BAND 71 (15.0 MHz)

Bandwidth (MHz)	Modulation	RB Allocation	RB Offset	Conducted Average (dBm)					
				ANT 1			ANT 2		
				133197	133297	133397	133197	133297	133397
				670.5	680.5	690.5	670.5	680.5	690.5
15.0	QPSK	1	0	25.5	25.5	25.3	**24.4**	24.1	24.2
		1	37	**25.6**	25.2	25.2	24.2	24.1	24.3
		1	74	25.4	25.1	25.3	24.2	24.1	24.2
		36	0	24.4	24.3	24.3	23.3	23.1	23.1
		36	16	24.4	24.3	24.2	23.3	23.1	23.2
		36	35	24.3	24.3	24.2	23.2	23.1	23.3
		75	0	24.4	24.3	24.2	23.3	23.1	23.2
	16QAM	1	0	24.7	**24.8**	24.7	**23.7**	23.6	23.6
		1	37	24.7	24.6	24.5	23.6	23.5	23.7
		1	74	24.6	24.5	24.7	23.5	23.6	23.6
		36	0	23.5	23.4	23.3	22.3	22.1	22.2
		36	16	23.5	23.3	23.2	22.3	22.1	22.2
		36	35	23.4	23.3	23.2	22.2	22.1	22.3
		75	0	23.5	23.3	23.2	22.2	22.1	22.2
	64QAM	1	0	23.8	23.6	23.4	**22.3**	22.0	22.1
		1	37	**23.8**	23.5	23.4	22.2	22.0	22.1
		1	74	23.7	23.4	23.5	22.1	22.0	22.1
		36	0	22.5	22.4	22.3	21.0	20.7	20.7
		36	16	22.5	22.3	22.3	20.9	20.7	20.9
		36	35	22.4	22.3	22.3	20.9	20.8	20.9
		75	0	22.5	22.3	22.3	20.9	20.8	20.9

OUTPUT POWER FOR LTE BAND 71 (20.0 MHz)

Bandwidth (MHz)	Modulation	RB Allocation	RB Offset	Conducted Average (dBm)					
				ANT 1			ANT 2		
				133222	133322	133372	133222	133322	133372
				673.0	683.0	688.0	673.0	683.0	688.0
20.0	QPSK	1	0	**25.7**	25.5	25.3	**24.4**	24.2	24.0
		1	49	25.4	25.2	25.1	24.2	24.1	24.1
		1	99	25.4	25.2	25.4	24.3	24.2	24.2
		50	0	24.4	24.2	24.2	23.3	23.0	23.1
		50	24	24.4	24.2	24.1	23.2	23.1	23.1
		50	49	24.4	24.2	24.2	23.2	23.2	23.3
		100	0	24.4	24.3	24.2	23.2	23.2	23.2
	16QAM	1	0	**24.9**	24.8	24.7	23.7	23.7	23.4
		1	49	24.7	24.6	24.5	23.6	23.6	23.5
		1	99	24.8	24.6	24.7	23.7	**23.8**	23.6
		50	0	23.4	23.3	23.3	22.3	22.1	22.1
		50	24	23.4	23.3	23.1	22.2	22.1	22.1
		50	49	23.4	23.2	23.2	22.2	22.2	22.3
		100	0	23.4	23.3	23.1	22.2	22.2	22.2
	64QAM	1	0	23.7	**23.8**	23.6	**22.3**	21.8	22.1
		1	49	23.5	23.6	23.5	22.2	21.9	22.1
		1	99	23.6	23.6	23.8	22.3	22.0	22.2
		50	0	22.4	22.3	22.2	20.8	20.7	20.8
		50	24	22.4	22.3	22.2	20.9	20.8	20.8
		50	49	22.5	22.2	22.3	20.9	20.8	20.9
		100	0	22.5	22.3	22.2	20.9	20.8	20.8

UL VERIFICATION SERVICES INC. FORM NO: CCSUP4031B
47173 BENICIA STREET, FREMONT, CA 94538, USA TEL: (510) 319-4000 FAX: (510) 661-0888
This report shall not be reproduced except in full, without the written approval of UL Verification Services Inc.

8. CONDUCTED TEST RESULTS

8.1. OCCUPIED BANDWIDTH

RULE PART(S)

FCC: §2.1049

LIMITS

For reporting purposes only.

TEST PROCEDURE

The transmitter output was connected to a calibrated coaxial cable and coupler, the other end of which was connected to a spectrum analyzer. The occupied bandwidth was measured with the spectrum analyzer at the middle channel in each band. The 99% and -26dB bandwidths was also measured and recorded.

MODES TESTED

- LTE Band 2
- LTE Band 5
- LTE Band 7
- LTE Band 12
- LTE Band 13
- LTE Band 14
- LTE Band 17
- LTE Band 25
- LTE Band 26
- LTE Band 30
- LTE Band 41
- LTE Band 48
- LTE Band 66
- LTE Band 71

RESULTS

There is no limit required and power is the same for low, middle and high channel; therefore, only middle channel was tested.

This report shall not be reproduced except in full, without the written approval of UL Verification Services Inc.

LTE BAND 2

Band	Mode	RB Allocation/RB Offset	f(MHz)	99% BW (MHz)	-26dB BW (MHz)
LTE BAND 2	1.4MHz, QPSK	6/0	1880.0	1.0918	1.308
	1.4MHz,16QAM			1.0905	1.246
	1.4MHz 64QAM			1.0904	1.240
	3MHz, QPSK	15/0		2.6955	2.976
	3MHz, 16QAM			2.6790	2.982
	3MHz 64QAM			2.6883	2.984
	5MHz, QPSK	25/0		4.5016	4.900
	5MHz, 16QAM			4.5014	4.871
	5MHz 64QAM			4.5004	4.943
	10MHz, QPSK	50/0		8.9772	10.361
	10MHz, 16QAM			8.9856	10.315
	10MHz 64QAM			9.0060	10.407
	15MHz, QPSK	75/0		13.4374	15.509
	15MHz, 16QAM			13.4192	14.897
	15MHz 64QAM			13.4417	15.029
	20MHz, QPSK	100/0		17.9582	20.042
	20MHz, 16QAM			17.8662	19.458
	20MHz 64QAM			17.9385	19.590

LTE BAND 5

Band	Mode	RB Allocation/RB Offset	f(MHz)	99% BW (MHz)	-26dB BW (MHz)
LTE BAND 5	1.4MHz, QPSK	6/0	836.5	1.0854	1.238
	1.4MHz,16QAM			1.0875	1.243
	1.4MHz 64QAM			1.0906	1.246
	3MHz, QPSK	15/0		2.7005	2.982
	3MHz, 16QAM			2.6915	2.992
	3MHz 64QAM			2.7015	2.988
	5MHz, QPSK	25/0		4.4895	4.922
	5MHz, 16QAM			4.4932	4.929
	5MHz 64QAM			4.5181	4.950
	10MHz, QPSK	50/0		8.9875	10.346
	10MHz, 16QAM			8.9865	10.330
	10MHz 64QAM			8.9909	10.285

UL VERIFICATION SERVICES INC. FORM NO: CCSUP4031B
47173 BENICIA STREET, FREMONT, CA 94538, USA TEL: (510) 319-4000 FAX: (510) 661-0888
This report shall not be reproduced except in full, without the written approval of UL Verification Services Inc.

LTE BAND 7

Band	Mode	RB Allocation/RB Offset	f(MHz)	99% BW (MHz)	-26dB BW (MHz)
LTE BAND 7	5MHz, QPSK	25/0	2535.0	4.5101	4.965
	5MHz, 16QAM			4.4917	4.896
	5MHz 64QAM			4.4965	4.954
	10MHz, QPSK	50/0		8.9932	10.212
	10MHz, 16QAM			8.9789	10.273
	10MHz 64QAM			8.9758	10.316
	15MHz, QPSK	75/0		13.4159	15.029
	15MHz, 16QAM			13.4634	14.832
	15MHz 64QAM			13.4294	15.573
	20MHz, QPSK	100/0		17.9197	19.846
	20MHz, 16QAM			17.8929	19.627
	20MHz 64QAM			17.8921	19.966

LTE BAND 12

Band	Mode	RB Allocation/RB Offset	f(MHz)	99% BW (MHz)	-26dB BW (MHz)
LTE BAND 12	1.4 MHz, QPSK	6/0	707.5	1.0882	1.239
	1.4 MHz,16QAM			1.0871	1.243
	1.4 MHz 64QAM			1.0862	1.260
	3 MHz, QPSK	15/0		2.6940	2.985
	3 MHz, 16QAM			2.6942	2.983
	3 MHz 64QAM			2.6917	2.989
	5 MHz, QPSK	25/0		4.5086	4.949
	5 MHz, 16QAM			4.4923	4.927
	5 MHz 64QAM			4.5034	4.890
	10 MHz, QPSK	50/0		8.9976	10.259
	10 MHz, 16QAM			9.0059	10.435
	10 MHz 64QAM			8.9944	10.195

LTE BAND 13

Band	Mode	RB Allocation/RB Offset	f(MHz)	99% BW (MHz)	-26dB BW (MHz)
LTE BAND 13	5 MHz, QPSK	25/0	782.0	4.5039	4.938
	5 MHz, 16QAM			4.5059	4.961
	5 MHz 64QAM			4.4998	4.907
	10 MHz, QPSK	50/0		8.9751	10.250
	10 MHz, 16QAM			8.9739	10.453
	10 MHz 64QAM			8.9798	10.430

UL VERIFICATION SERVICES INC. FORM NO: CCSUP4031B
47173 BENICIA STREET, FREMONT, CA 94538, USA TEL: (510) 319-4000 FAX: (510) 661-0888
This report shall not be reproduced except in full, without the written approval of UL Verification Services Inc.

LTE BAND 14

Band	Mode	RB Allocation/RB Offset	f(MHz)	99% BW (MHz)	-26dB BW (MHz)
LTE BAND 14	5 MHz, QPSK	25/0	793.0	4.5001	4.896
	5 MHz, 16QAM			4.4951	4.876
	5M Hz 64QAM			4.4995	4.890
	10 MHz, QPSK	50/0		9.0051	10.177
	10 MHz, 16QAM			8.9644	10.232
	10 MHz 64QAM			8.9634	10.458

LTE BAND 17

Band	Mode	RB Allocation/RB Offset	f(MHz)	99% BW (MHz)	-26dB BW (MHz)
LTE BAND 17	5 MHz, QPSK	25/0	710.0	4.5002	4.918
	5 MHz, 16QAM			4.5169	4.952
	5 MHz 64QAM			4.5064	4.953
	10 MHz, QPSK	50/0		8.9718	10.253
	10 MHz, 16QAM			8.9937	10.327
	10 MHz 64QAM			8.9894	10.340

LTE BAND 25

Band	Mode	RB Allocation/RB Offset	f(MHz)	99% BW (MHz)	-26dB BW (MHz)
LTE BAND 25	1.4MHz, QPSK	6/0	1882.5	1.0882	1.247
	1.4MHz,16QAM			1.0903	1.244
	1.4MHz 64QAM			1.0882	1.244
	3MHz, QPSK	15/0		2.6919	2.991
	3MHz, 16QAM			2.6875	2.989
	3MHz 64QAM			2.6905	3.005
	5MHz, QPSK	25/0		4.4969	4.948
	5MHz, 16QAM			4.4994	4.919
	5MHz 64QAM			4.4927	4.949
	10MHz, QPSK	50/0		8.9802	10.289
	10MHz, 16QAM			8.9821	10.323
	10MHz 64QAM			8.9825	10.429
	15MHz, QPSK	75/0		13.4384	15.302
	15MHz, 16QAM			13.4127	15.200
	15MHz 64QAM			13.4354	15.022
	20MHz, QPSK	100/0		17.9177	19.504
	20MHz, 16QAM			17.8719	19.686
	20MHz 64QAM			17.8789	19.640

This report shall not be reproduced except in full, without the written approval of UL Verification Services Inc.

LTE BAND 26(PART 90S)

Band	Mode	RB Allocation/RB Offset	f(MHz)	99% BW (MHz)	-26dB BW (MHz)
LTE BAND 26	1.4 MHz, QPSK	1/0	819.0	.23830	.3617
	1.4 MHz,16QAM			.25652	.3162
	1.4 MHz,64QAM			.28459	.3896
	1.4 MHz, QPSK	6/0		1.0931	1.250
	1.4 MHz,16QAM			1.0885	1.238
	1.4 MHz 64QAM			1.0930	1.317
	3 MHz, QPSK	1/0		.24461	.3632
	3 MHz, 16QAM			.26623	.3960
	3 MHz, 64QAM			.27797	.3880
	3 MHz, QPSK	15/0		2.7073	2.988
	3 MHz, 16QAM			2.7048	2.979
	3 MHz 64QAM			2.7027	2.980
	5 MHz, QPSK	1/0		.23198	.4213
	5 MHz, 16QAM			.24053	.4035
	5 MHz, 64QAM			.23590	.3860
	5 MHz, QPSK	25/0		4.4932	4.933
	5 MHz, 16QAM			4.4965	4.935
	5 MHz 64QAM			4.5016	4.950
	10 MHz, QPSK	1/0		.27058	.4198
	10 MHz, 16QAM			.30010	.4699
	10 MHz, 64QAM			.28661	.4347
	10 MHz, QPSK	50/0		8.9987	10.52
	10 MHz, 16QAM			9.0195	10.45
	10 MHz 64QAM			8.9988	10.34

LTE BAND 30

Band	Mode	RB Allocation/RB Offset	f(MHz)	99% BW (MHz)	-26dB BW (MHz)
LTE BAND 30	5MHz, QPSK	25/0	2310.0	4.5040	4.927
	5MHz, 16QAM			4.5048	4.945
	5MHz 64QAM			4.4976	4.960
	10MHz, QPSK	50/0		8.9867	9.895
	10MHz, 16QAM			9.0289	10.39
	10MHz 64QAM			9.0167	10.43

This report shall not be reproduced except in full, without the written approval of UL Verification Services Inc.

LTE BAND 41

Band	Mode	RB Allocation/RB Offset	f(MHz)	99% BW (MHz)	-26dB BW (MHz)
LTE BAND 41	5MHz, QPSK	25/0	2593.0	4.4960	5.419
	5MHz, 16QAM			4.4826	4.695
	5MHz 64QAM			4.4889	5.609
	10MHz, QPSK	50/0		9.0423	11.93
	10MHz, 16QAM			8.9519	9.590
	10MHz 64QAM			9.0115	11.56
	15MHz, QPSK	75/0		13.497	19.77
	15MHz, 16QAM			13.474	18.61
	15MHz 64QAM			13.490	17.40
	20MHz, QPSK	100/0		17.948	19.38
	20MHz, 16QAM			17.937	19.21
	20MHz 64QAM			17.870	19.27

LTE BAND 48

Band	Mode	RB Allocation/RB Offset	f(MHz)	99% BW (MHz)	-26dB BW (MHz)
LTE BAND 48	5MHz, QPSK	25/0	3625.0	4.4793	4.825
	5MHz, 16QAM			4.4767	5.062
	5MHz 64QAM			4.4757	5.242
	10MHz, QPSK	50/0		9.0017	10.06
	10MHz, 16QAM			8.9507	10.13
	10MHz 64QAM			8.9141	9.953
	15MHz, QPSK	75/0		13.425	14.87
	15MHz, 16QAM			13.428	14.18
	15MHz 64QAM			13.424	14.52
	20MHz, QPSK	100/0		17.946	19.55
	20MHz, 16QAM			17.890	19.31
	20MHz 64QAM			17.922	19.41

UL VERIFICATION SERVICES INC. FORM NO: CCSUP4031B
47173 BENICIA STREET, FREMONT, CA 94538, USA TEL: (510) 319-4000 FAX: (510) 661-0888
This report shall not be reproduced except in full, without the written approval of UL Verification Services Inc.

LTE BAND 66

Band	Mode	RB Allocation/RB Offset	f(MHz)	99% BW (MHz)	-26dB BW (MHz)
LTE BAND 66	1.4MHz, QPSK	6/0	1745.0	1.0875	1.248
	1.4MHz,16QAM			1.0917	1.246
	1.4MHz 64QAM			1.0865	1.242
	3MHz, QPSK	15/0		2.6920	2.984
	3MHz, 16QAM			2.6900	2.992
	3MHz 64QAM			2.6932	2.997
	5MHz, QPSK	25/0		4.5034	4.938
	5MHz, 16QAM			4.4962	4.941
	5MHz 64QAM			4.4982	4.919
	10MHz, QPSK	50/0		9.0042	10.215
	10MHz, 16QAM			8.9983	10.289
	10MHz 64QAM			8.9956	10.520
	15MHz, QPSK	75/0		13.4271	15.491
	15MHz, 16QAM			13.4581	14.890
	15MHz 64QAM			13.4360	15.390
	20MHz, QPSK	100/0		17.9565	19.651
	20MHz, 16QAM			17.9297	19.832
	20MHz 64QAM			17.9370	19.960

LTE BAND 71

This report shall not be reproduced except in full, without the written approval of UL Verification Services Inc.

Band	Mode	RB Allocation/RB Offset	f(MHz)	99% BW (MHz)	-26dB BW (MHz)
LTE BAND 71	5MHz, QPSK	1/0	680.5	0.2655	0.4510
	5MHz, 16QAM			0.2621	0.4606
	5MHz, QPSK	25/0		4.4925	4.8940
	5MHz, 16QAM			4.5044	4.9180
	5MHz 64QAM			4.4997	4.9240
	10MHz, QPSK	1/0	683	0.5717	0.7278
	10MHz, 16QAM			0.6001	0.6847
	10MHz, QPSK	50/0		9.0782	10.585
	10MHz, 16QAM			9.0492	10.292
	10MHz 64QAM			9.0747	10.628
	15MHz, QPSK	1/0	680.5	0.6433	0.9452
	15MHz, 16QAM			0.7204	0.9525
	15MHz, QPSK	75/0		13.4329	14.979
	15MHz, 16QAM			13.4385	15.258
	15MHz 64QAM			13.4580	15.500
	20MHz, QPSK	1/0	683	0.8880	0.9014
	20MHz, 16QAM			0.9359	1.0390
	20MHz, QPSK	100/0		17.9227	19.550
	20MHz, 16QAM			17.9294	19.856
	20MHz 64QAM			17.9337	19.771

8.1.1. LTE BAND 2

This report shall not be reproduced except in full, without the written approval of UL Verification Services Inc.

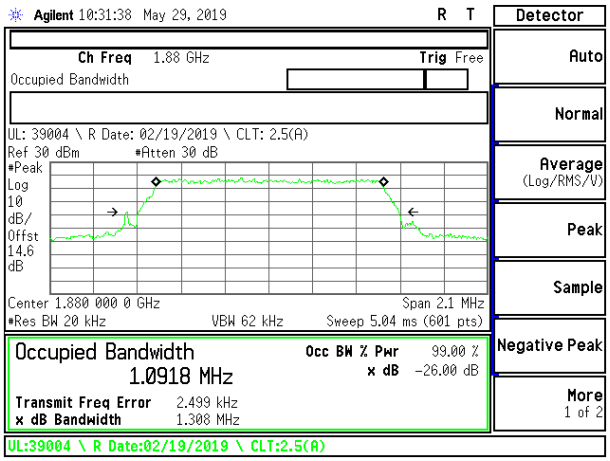

LTE B2 1.4MHz QPSK Middle Channel RB6-0

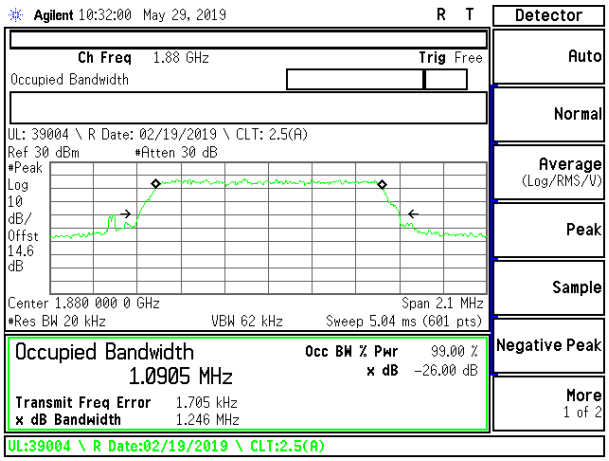

LTE B2 1.4MHz 16QAM Middle Channel RB6-0

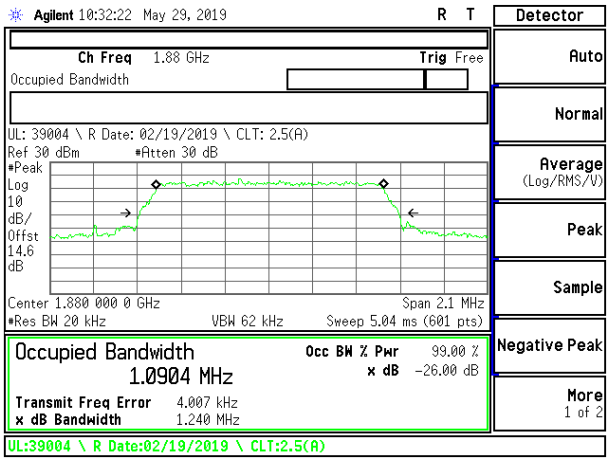

LTE B2 1.4MHz 64QAM Middle Channel RB6-0

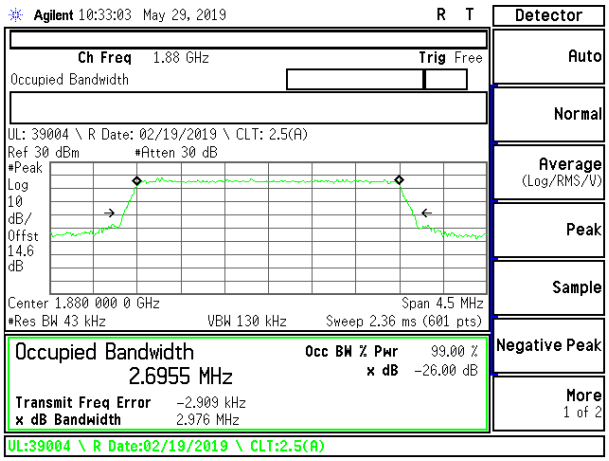

LTE B2 3MHz QPSK Middle Channel RB15-0

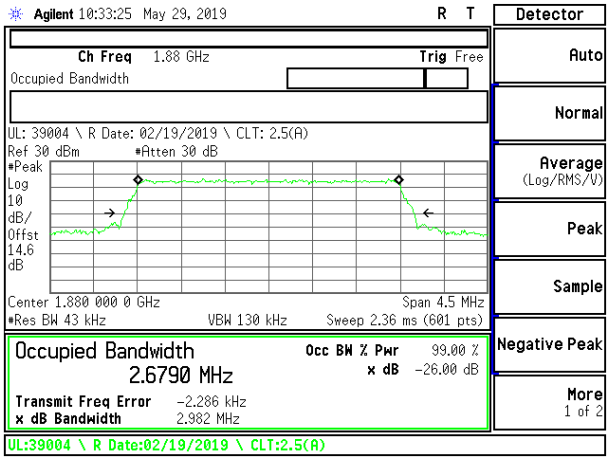

LTE B2 3MHz 16QAM Middle Channel RB15-0

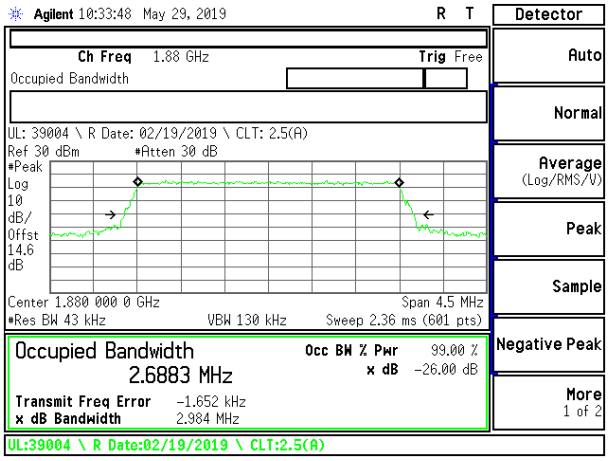

LTE B2 3MHz 64QAM Middle Channel RB15-0

This report shall not be reproduced except in full, without the written approval of UL Verification Services Inc.

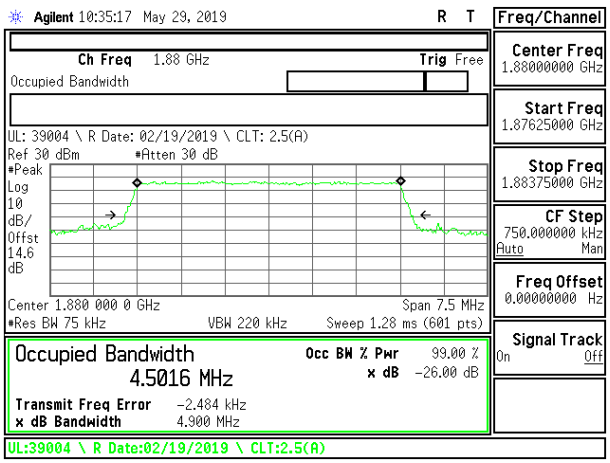

LTE B2 5MHz QPSK Middle Channel RB25-0

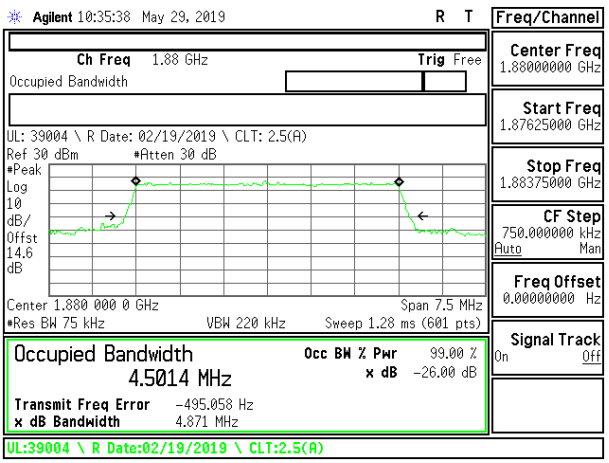

LTE B2 5MHz 16QAM Middle Channel RB25-0

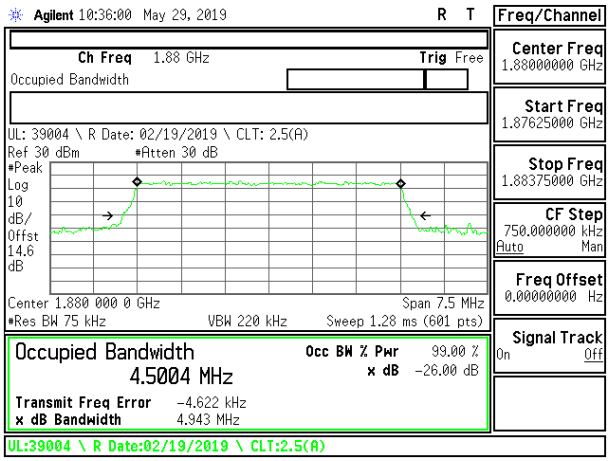

LTE B2 5MHz 64QAM Middle Channel RB25-0

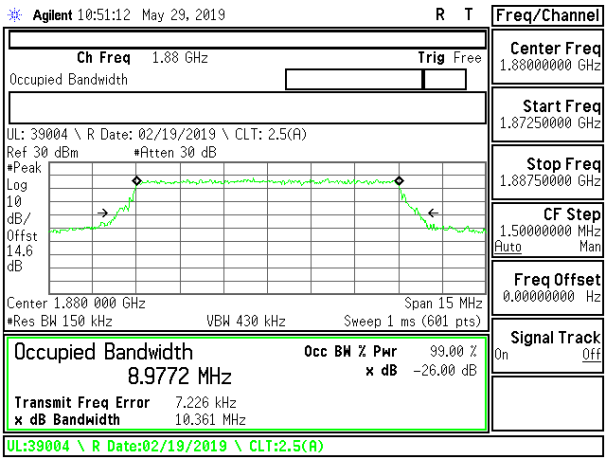

LTE B2 10MHz QPSK Middle Channel RB50-0

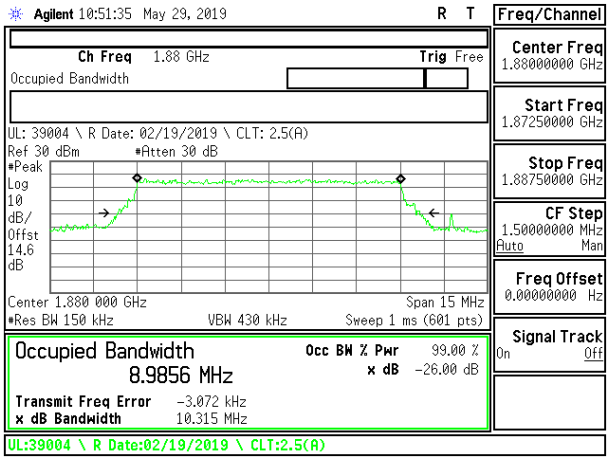

LTE B2 10MHz 16QAM Middle Channel RB50-0

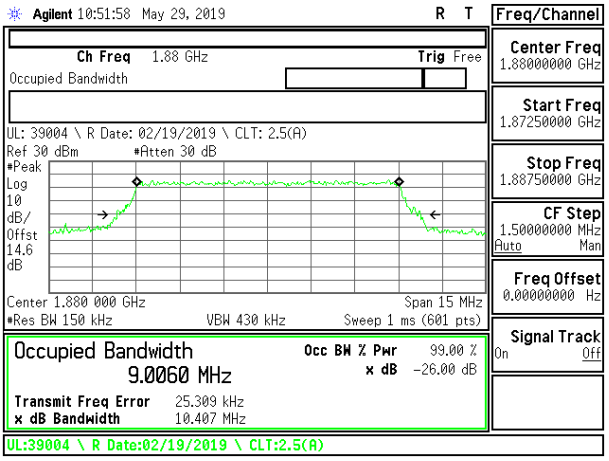

LTE B2 10MHz 64QAM Middle Channel RB50-0

UL VERIFICATION SERVICES INC.
47173 BENICIA STREET, FREMONT, CA 94538, USA TEL: (510) 319-4000

This report shall not be reproduced except in full, without the written approval of UL Verification Services Inc.

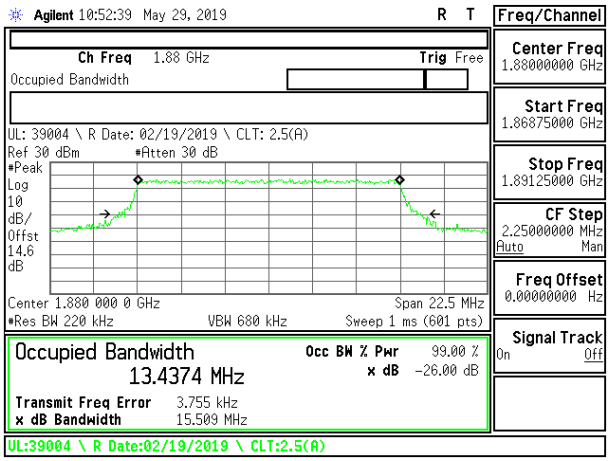

LTE B2 15MHz QPSK Middle Channel RB75-0

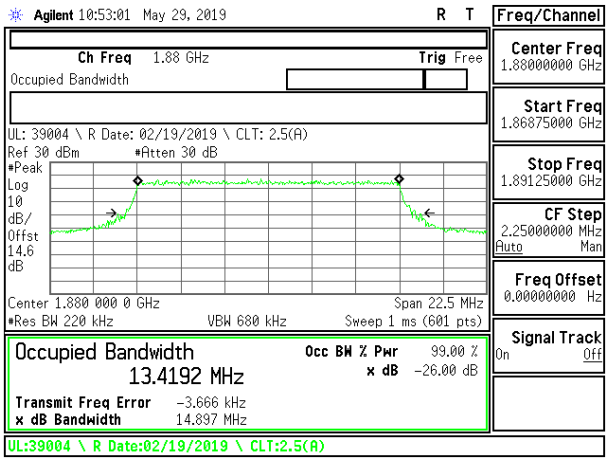

LTE B2 15MHz 16QAM Middle Channel RB75-0

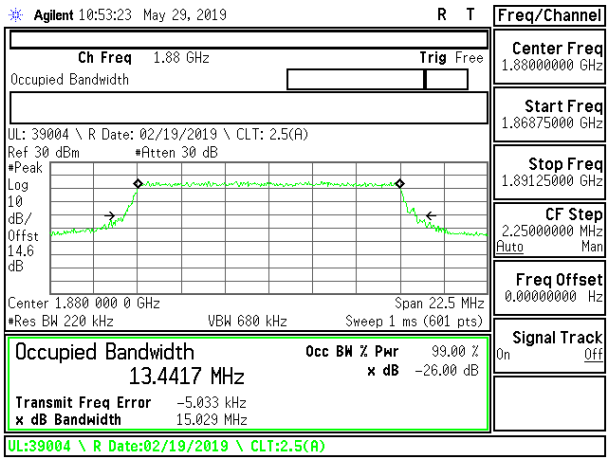

LTE B2 15MHz 64QAM Middle Channel RB75-0

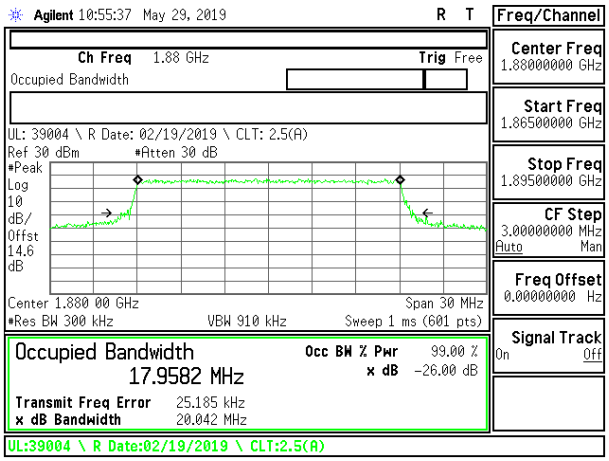

LTE B2 20MHz QPSK Middle Channel RB100-0

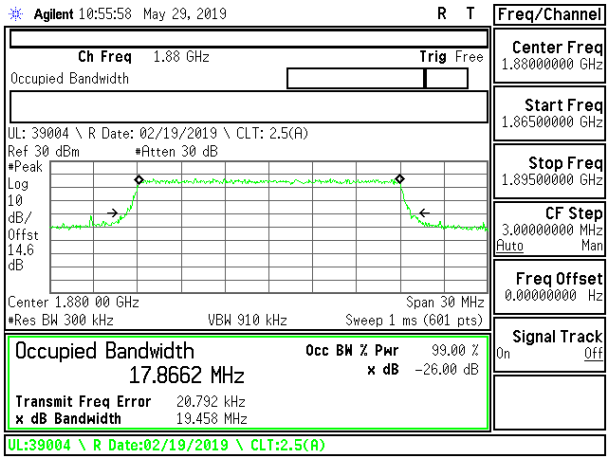

LTE B2 20MHz 16QAM Middle Channel RB100-0

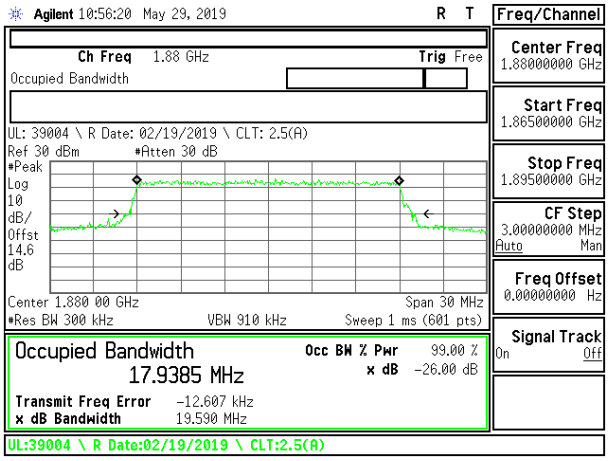

LTE B2 20MHz 64QAM Middle Channel RB100-0

This report shall not be reproduced except in full, without the written approval of UL Verification Services Inc.

8.1.2. LTE BAND 5

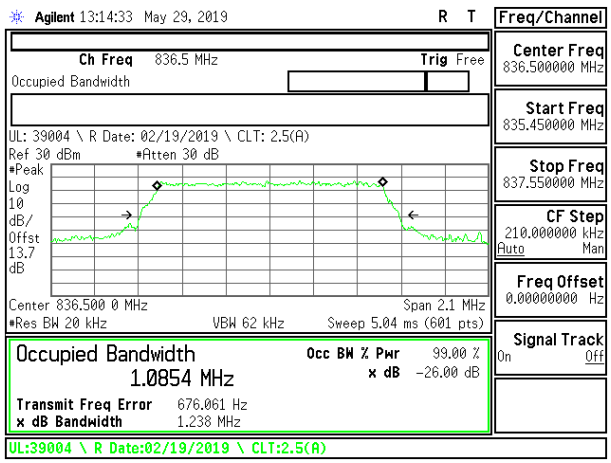

LTE B5 1.4MHz QPSK Middle Channel RB6-0

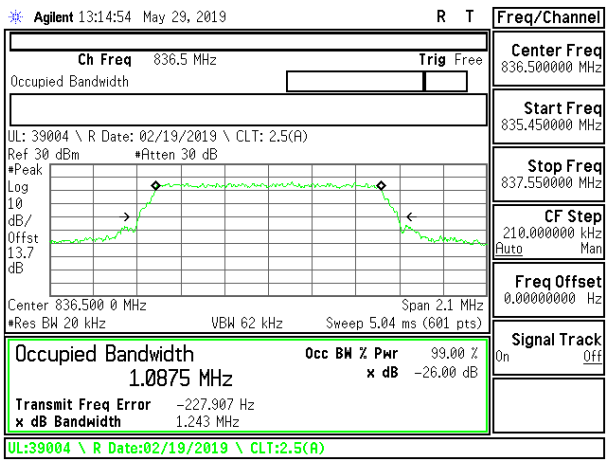

LTE B5 1.4MHz 16QAM Middle Channel RB6-0

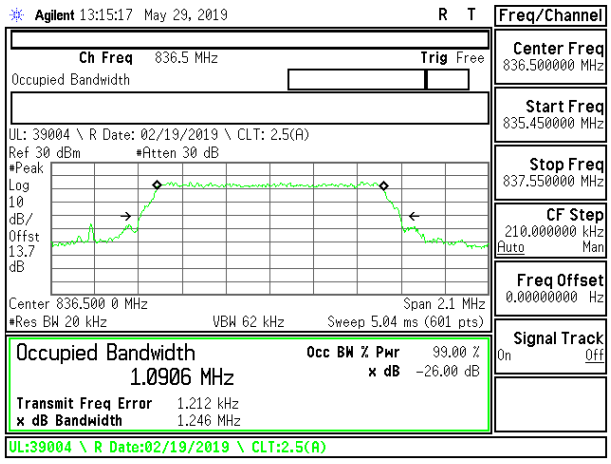

LTE B5 1.4MHz 64QAM Middle Channel RB6-0

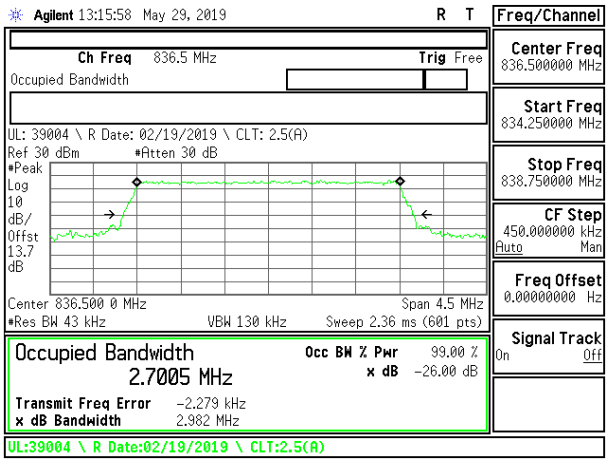

LTE B5 3MHz QPSK Middle Channel RB15-0

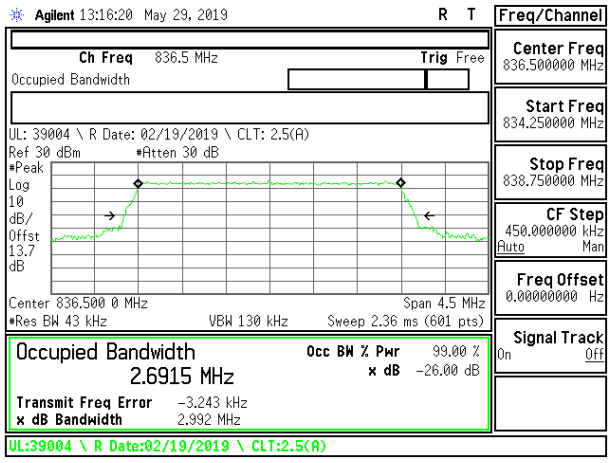

LTE B5 3MHz 16QAM Middle Channel RB15-0

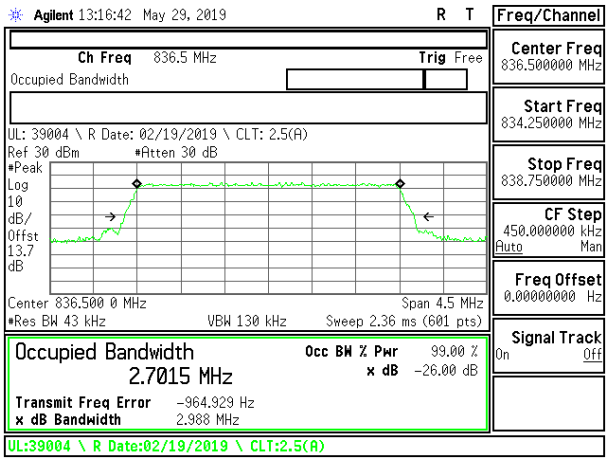

LTE B5 3MHz 64QAM Middle Channel RB15-0

UL VERIFICATION SERVICES INC.
47173 BENICIA STREET, FREMONT, CA 94538, USA TEL: (510) 319-4000

This report shall not be reproduced except in full, without the written approval of UL Verification Services Inc.

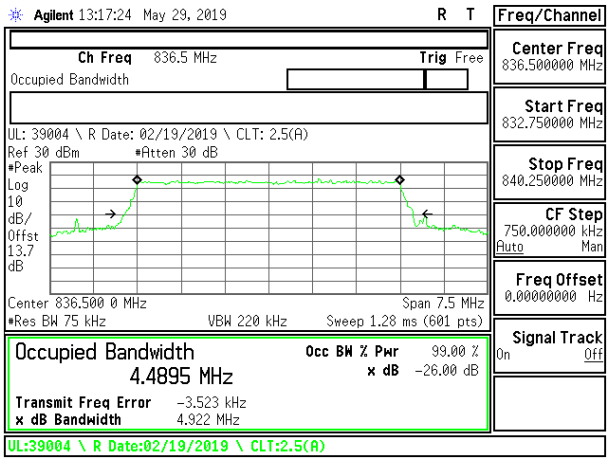

LTE B5 5MHz QPSK Middle Channel RB25-0

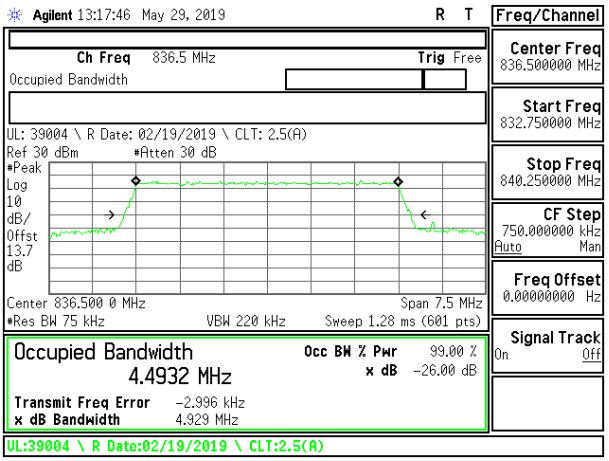

LTE B5 5MHz 16QAM Middle Channel RB25-0

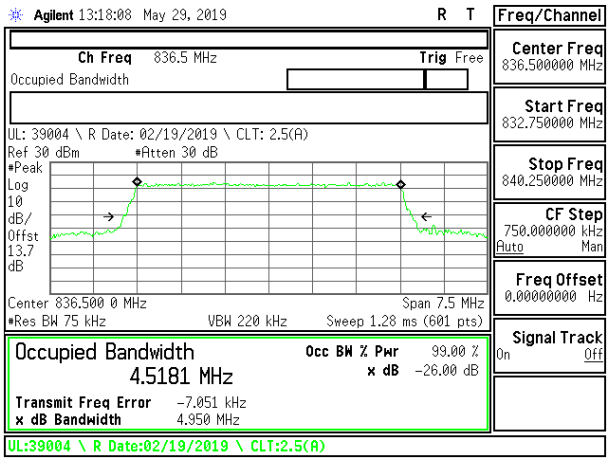

LTE B5 5MHz 64QAM Middle Channel RB25-0

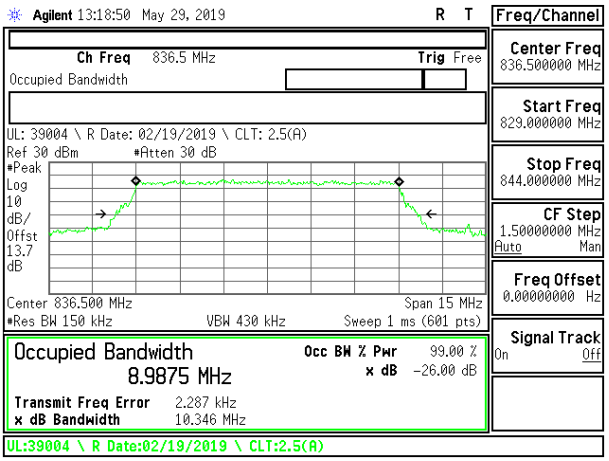

LTE B5 10MHz QPSK Middle Channel RB50-0

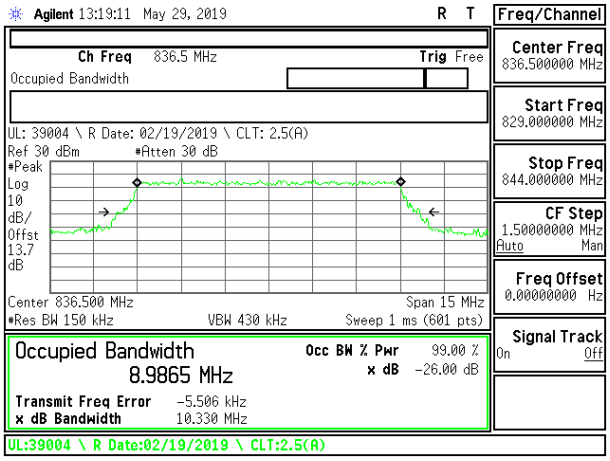

LTE B5 10MHz 16QAM Middle Channel RB50-0

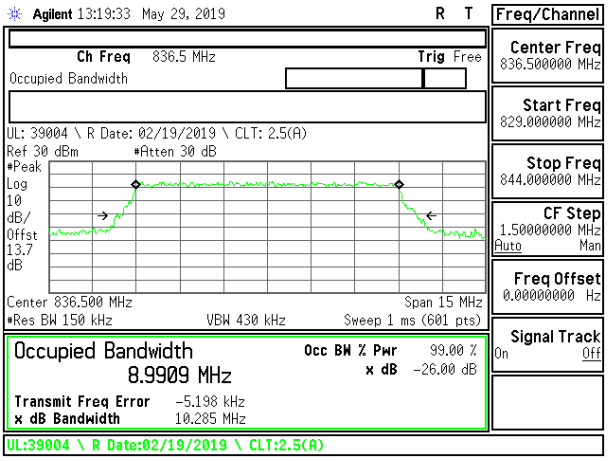

LTE B5 10MHz 64QAM Middle Channel RB50-0

UL VERIFICATION SERVICES INC.
47173 BENICIA STREET, FREMONT, CA 94538, USA TEL: (510) 319-4000

This report shall not be reproduced except in full, without the written approval of UL Verification Services Inc.

8.1.3. LTE BAND 7

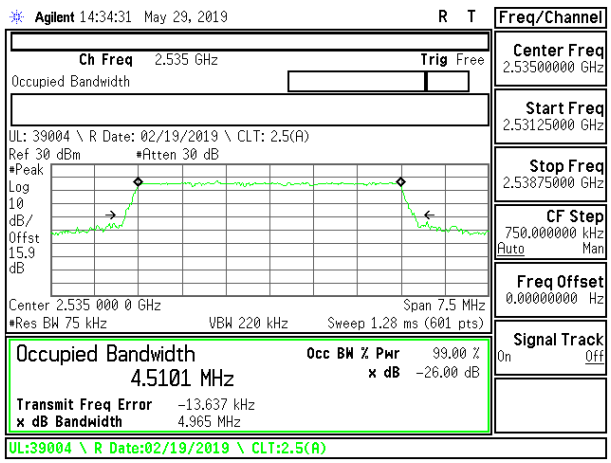

LTE B7 5MHz QPSK Middle Channel RB25-0

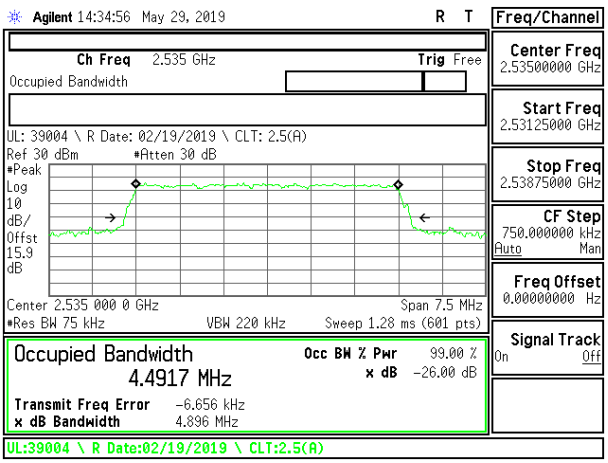

LTE B7 5MHz 16QAM Middle Channel RB25-0

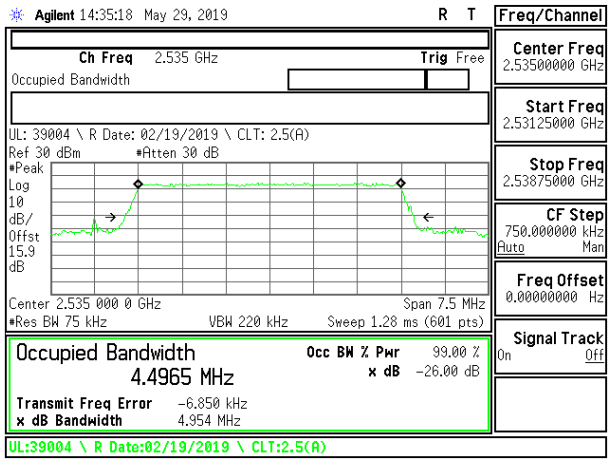

LTE B7 5MHz 64QAM Middle Channel RB25-0

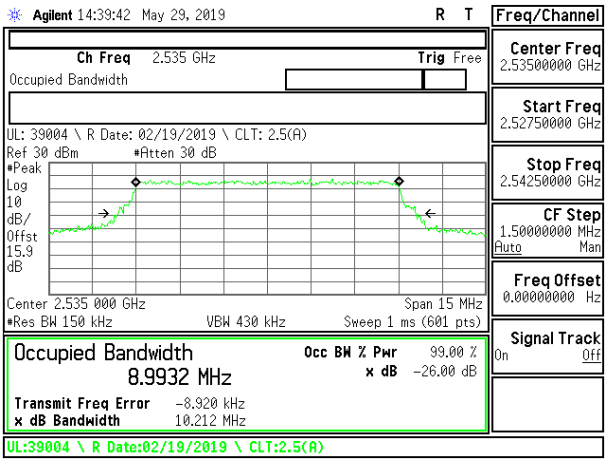

LTE B7 10MHz QPSK Middle Channel RB50-0

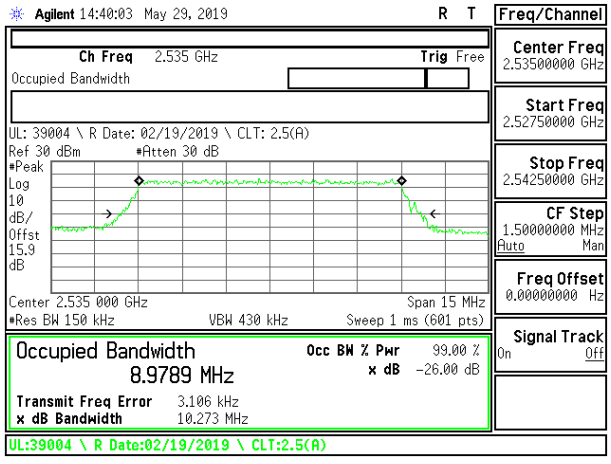

LTE B7 10MHz 16QAM Middle Channel RB50-0

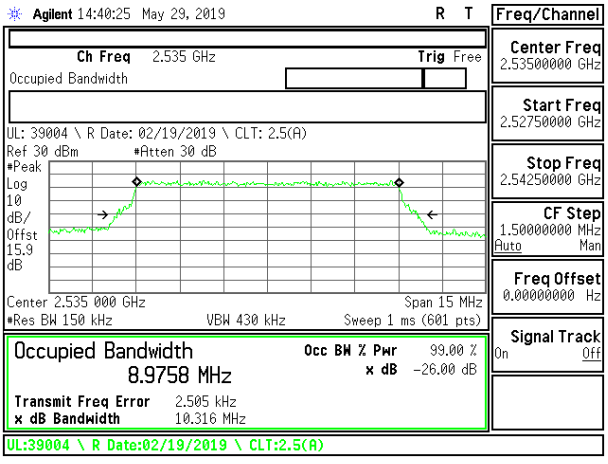

LTE B7 10MHz 64QAM Middle Channel RB50-0

UL VERIFICATION SERVICES INC.
47173 BENICIA STREET, FREMONT, CA 94538, USA TEL: (510) 319-4000
FORM NO: CCSUP4031B
FAX: (510) 661-0888
This report shall not be reproduced except in full, without the written approval of UL Verification Services Inc.

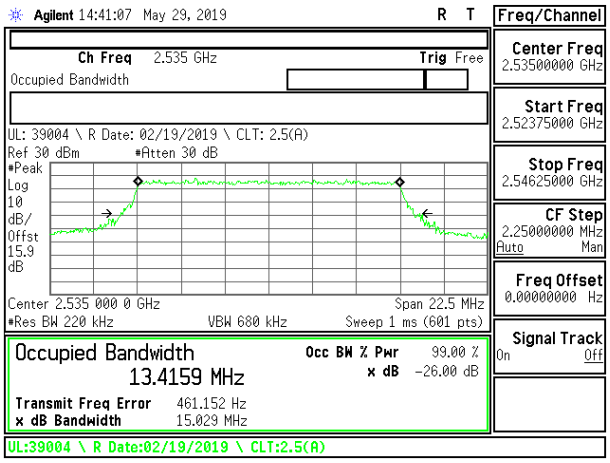

LTE B7 15MHz QPSK Middle Channel RB75-0

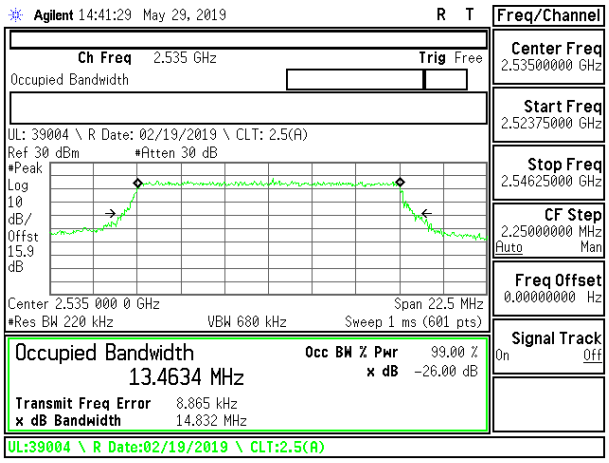

LTE B7 15MHz 16QAM Middle Channel RB75-0

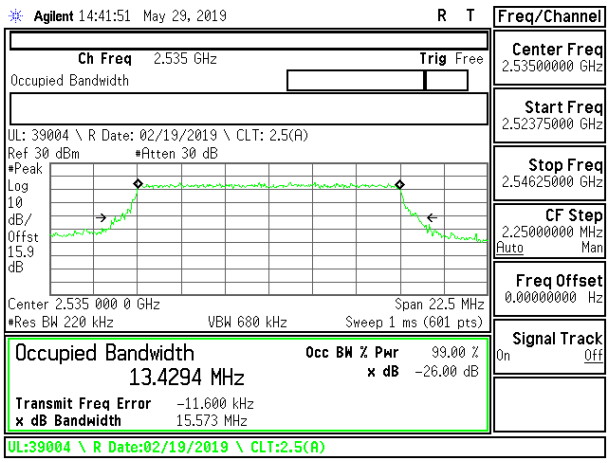

LTE B7 15MHz 64QAM Middle Channel RB75-0

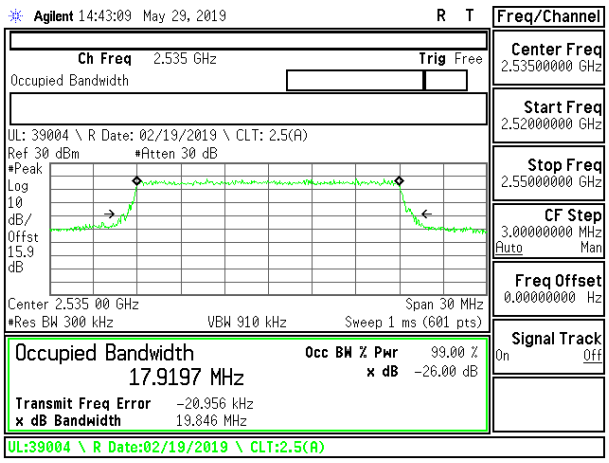

LTE B7 20MHz QPSK Middle Channel RB100-0

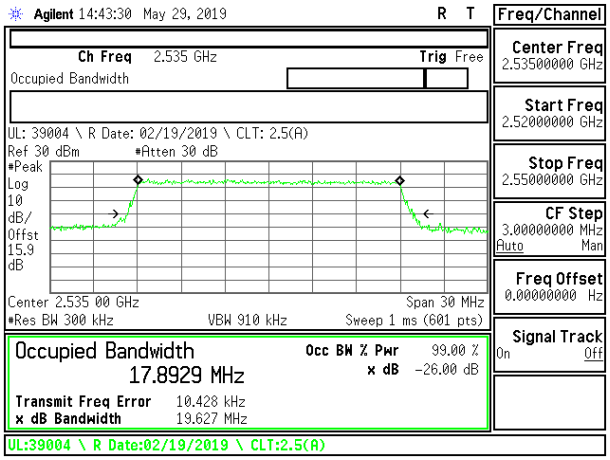

LTE B7 20MHz 16QAM Middle Channel RB100-0

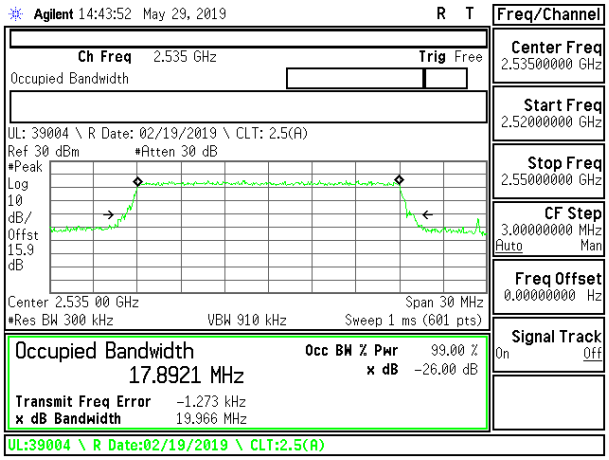

LTE B7 20MHz 64QAM Middle Channel RB100-0

This report shall not be reproduced except in full, without the written approval of UL Verification Services Inc.

8.1.4. LTE BAND 12

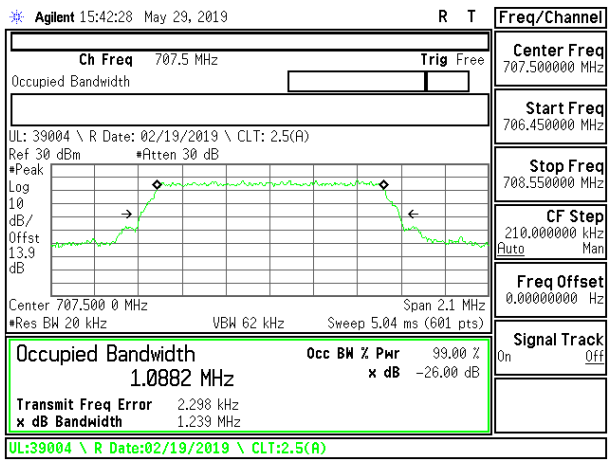

LTE B12 1.4MHz QPSK Middle Channel RB6-0

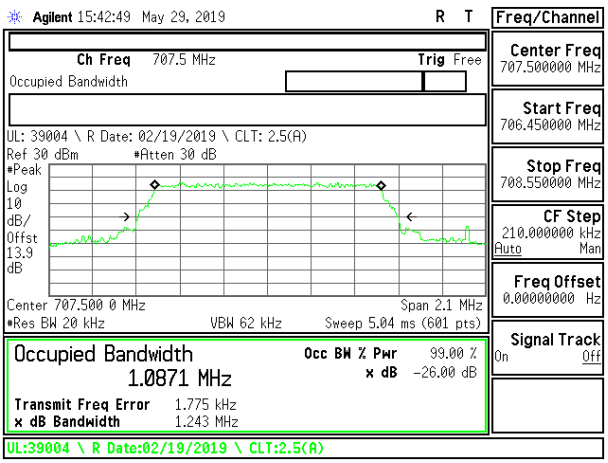

LTE B12 1.4MHz 16QAM Middle Channel RB6-0

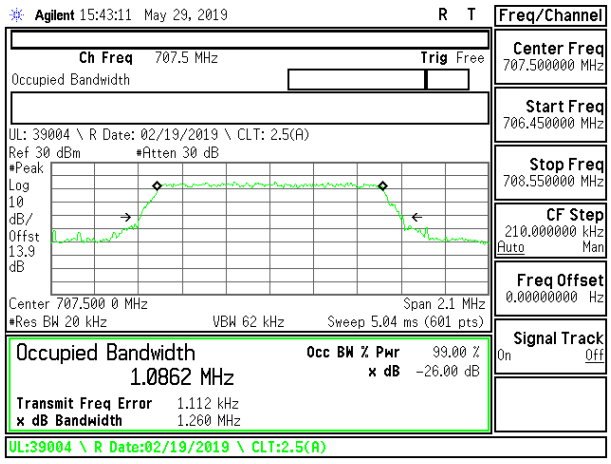

LTE B12 1.4MHz 64QAM Middle Channel RB6-0

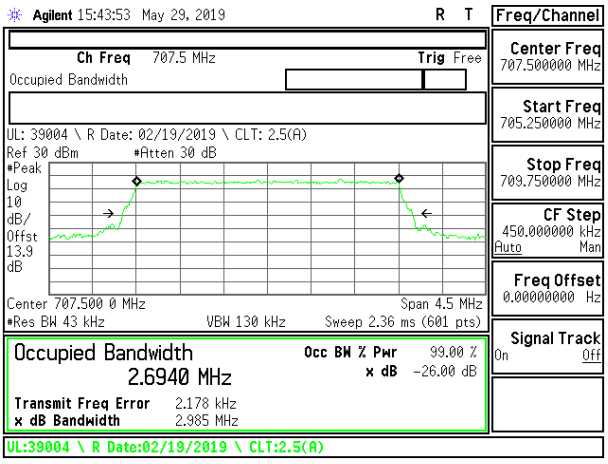

LTE B12 3MHz QPSK Middle Channel RB15-0

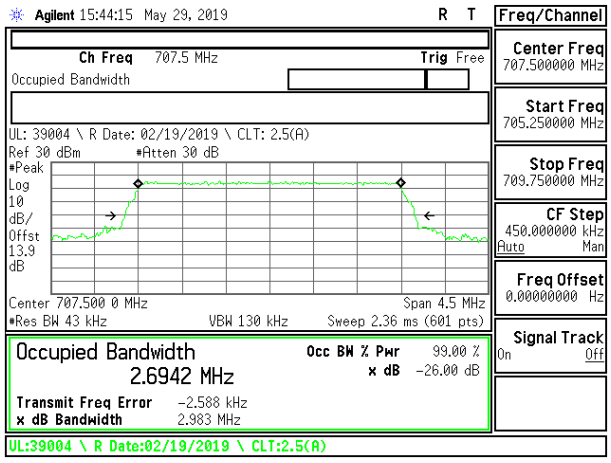

LTE B12 3MHz 16QAM Middle Channel RB15-0

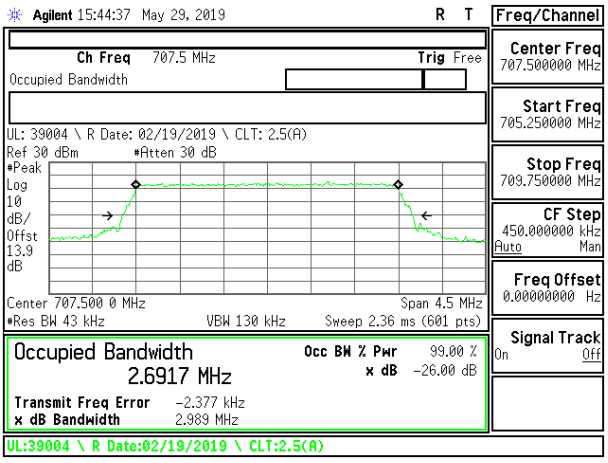

LTE B12 3MHz 64QAM Middle Channel RB15-0

UL VERIFICATION SERVICES INC.
47173 BENICIA STREET, FREMONT, CA 94538, USA TEL: (510) 319-4000

This report shall not be reproduced except in full, without the written approval of UL Verification Services Inc.

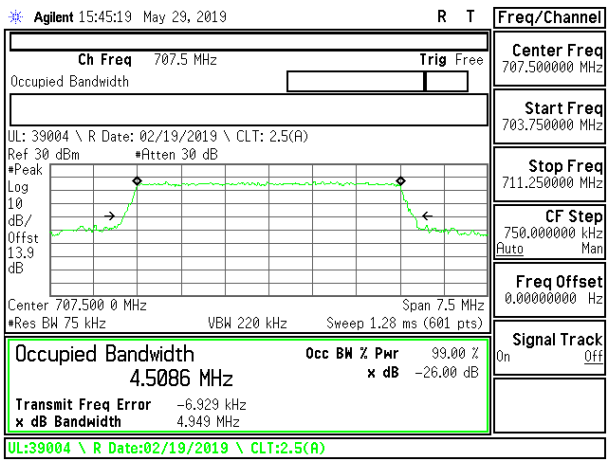

LTE B12 5MHz QPSK Middle Channel RB25-0

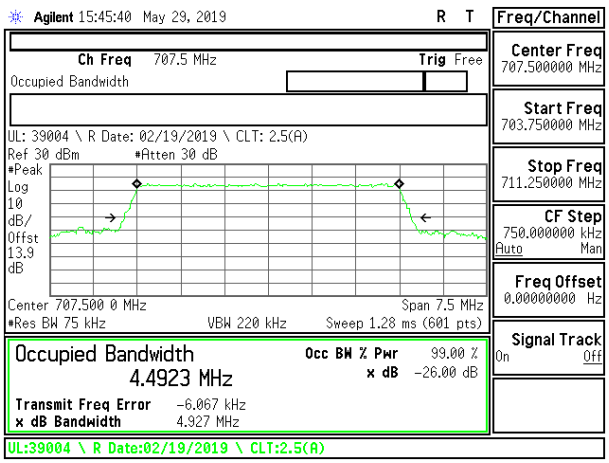

LTE B12 5MHz 16QAM Middle Channel RB25-0

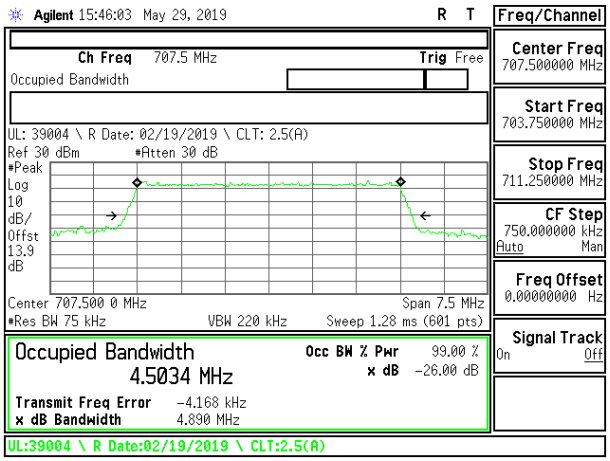

LTE B12 5MHz 64QAM Middle Channel RB25-0

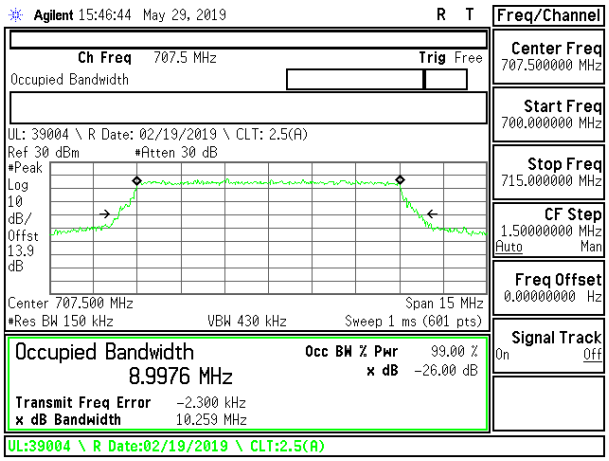

LTE B12 10MHz QPSK Middle Channel RB50-0

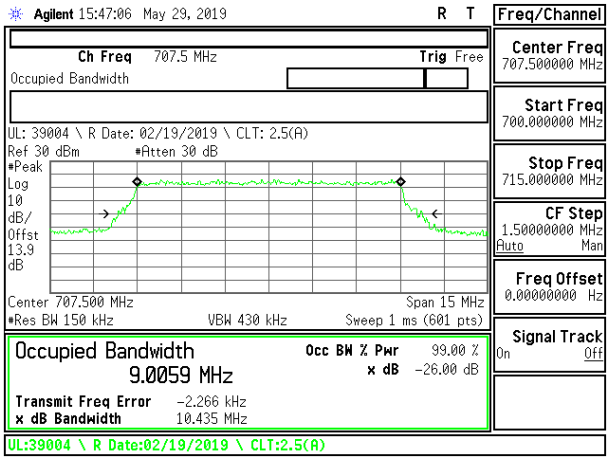

LTE B12 10MHz 16QAM Middle Channel RB50-0

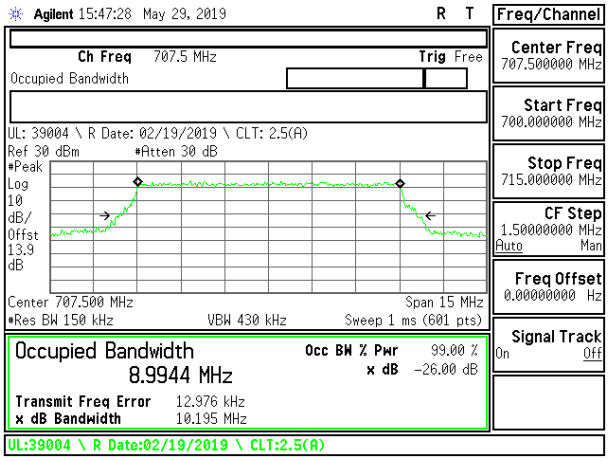

LTE B12 10MHz 64QAM Middle Channel RB50-0

UL VERIFICATION SERVICES INC. FORM NO: CCSUP4031B
47173 BENICIA STREET, FREMONT, CA 94538, USA TEL: (510) 319-4000 FAX: (510) 661-0888
This report shall not be reproduced except in full, without the written approval of UL Verification Services Inc.

8.1.5. LTE BAND 13

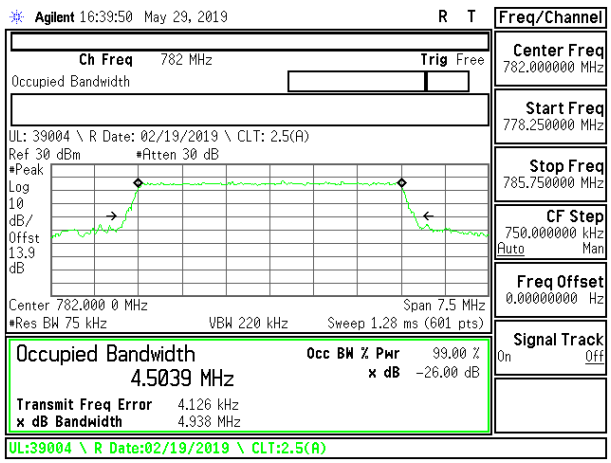

LTE B13 5MHz QPSK Middle Channel RB25-0

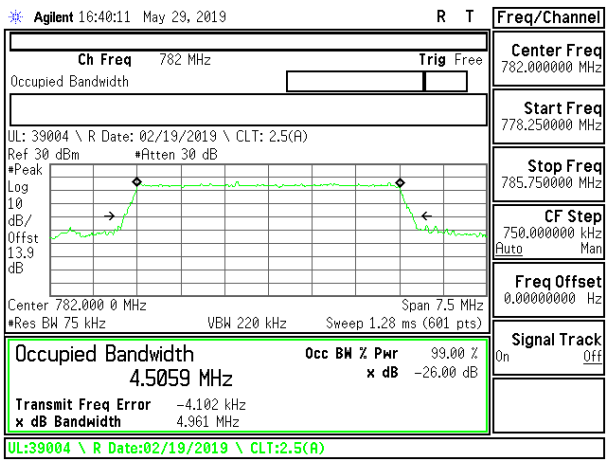

LTE B13 5MHz 16QAM Middle Channel RB25-0

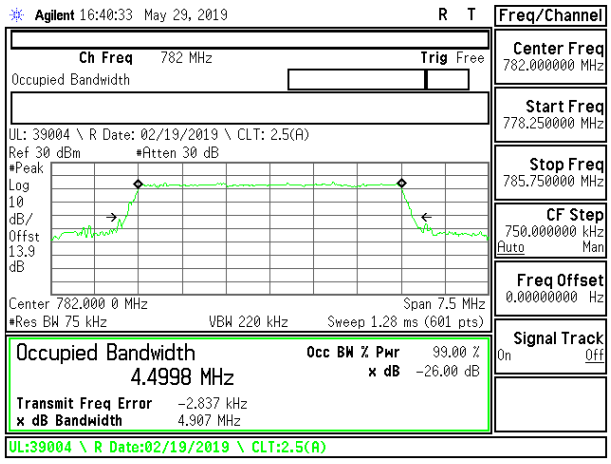

LTE B13 5MHz 64QAM Middle Channel RB25-0

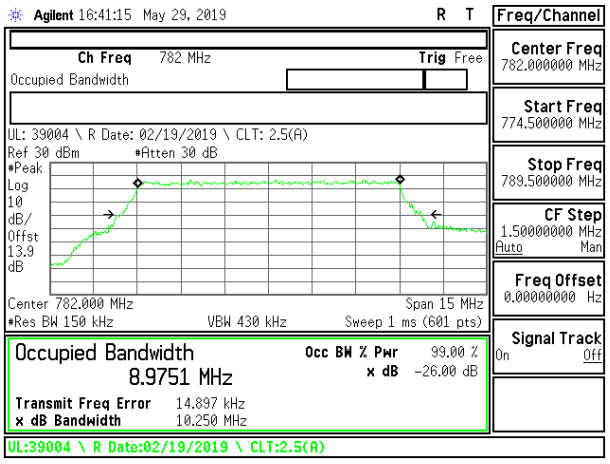

LTE B13 10MHz QPSK Middle Channel RB50-0

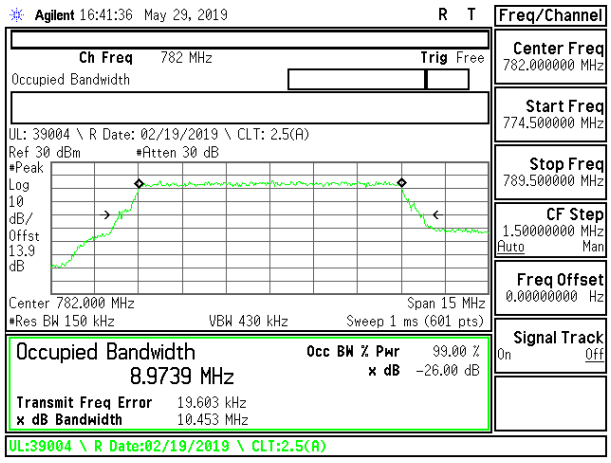

LTE B13 10MHz 16QAM Middle Channel RB50-0

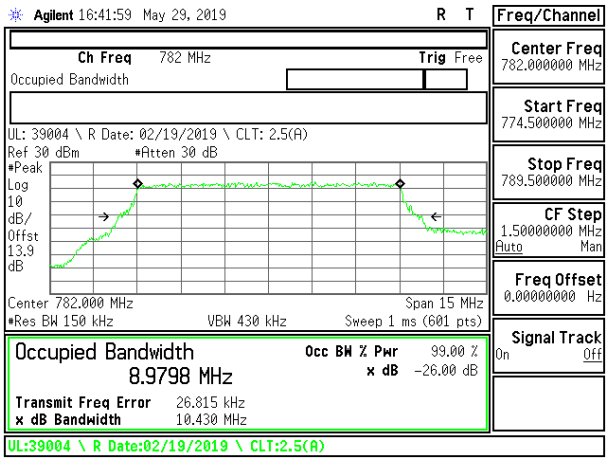

LTE B13 10MHz 64QAM Middle Channel RB50-0

UL VERIFICATION SERVICES INC.
47173 BENICIA STREET, FREMONT, CA 94538, USA TEL: (510) 319-4000
FORM NO: CCSUP4031B
FAX: (510) 661-0888
This report shall not be reproduced except in full, without the written approval of UL Verification Services Inc.

8.1.6. LTE BAND 14

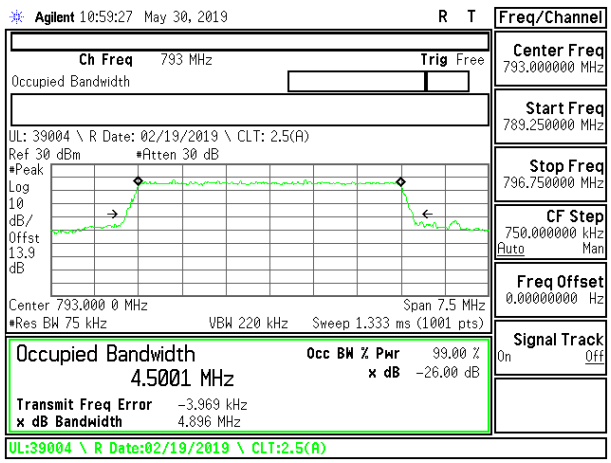

LTE B14 5MHz QPSK Middle Channel RB25-0

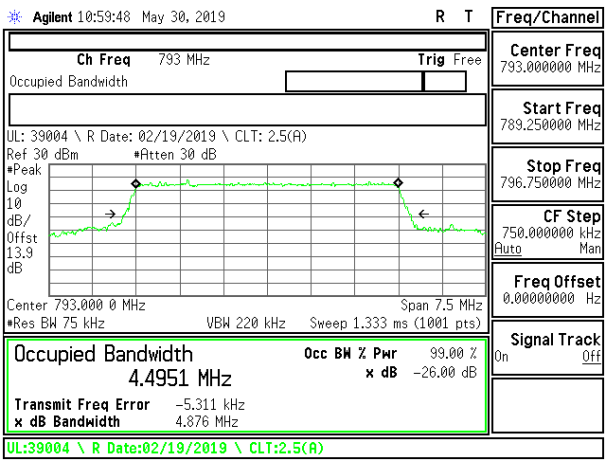

LTE B14 5MHz 16QAM Middle Channel RB25-0

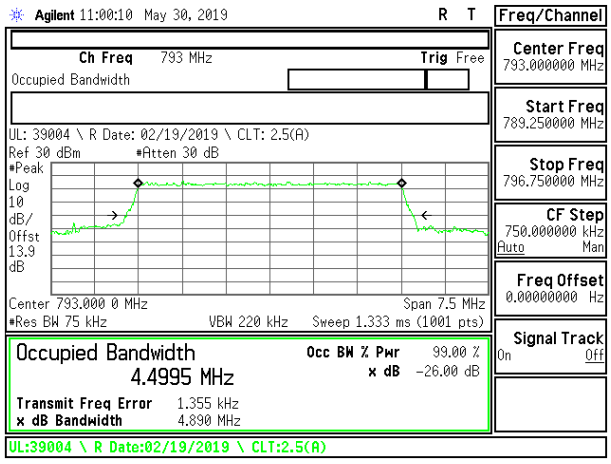

LTE B14 5MHz 64QAM Middle Channel RB25-0

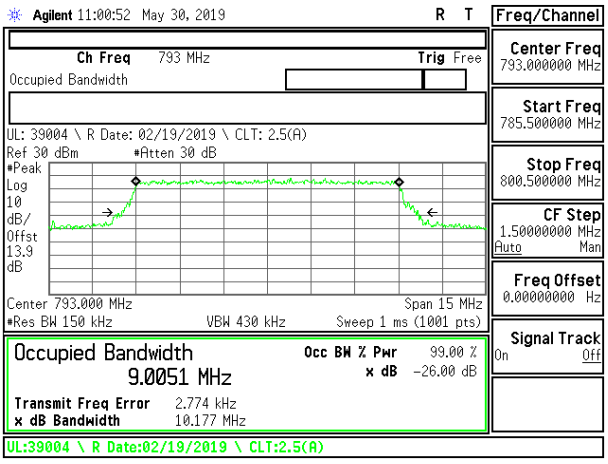

LTE B14 10MHz QPSK Middle Channel RB50-0

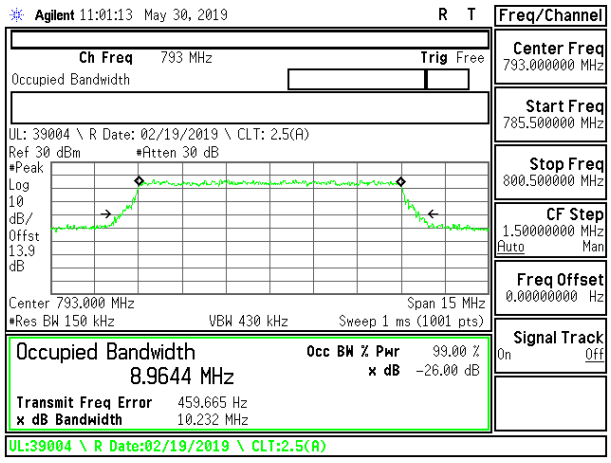

LTE B14 10MHz 16QAM Middle Channel RB50-0

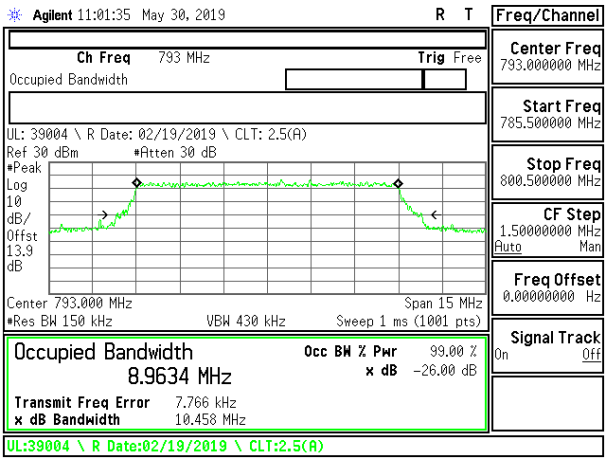

LTE B14 10MHz 64QAM Middle Channel RB50-0

UL VERIFICATION SERVICES INC.
47173 BENICIA STREET, FREMONT, CA 94538, USA TEL: (510) 319-4000
FORM NO: CCSUP4031B
FAX: (510) 661-0888
This report shall not be reproduced except in full, without the written approval of UL Verification Services Inc.

8.1.7. LTE BAND 17

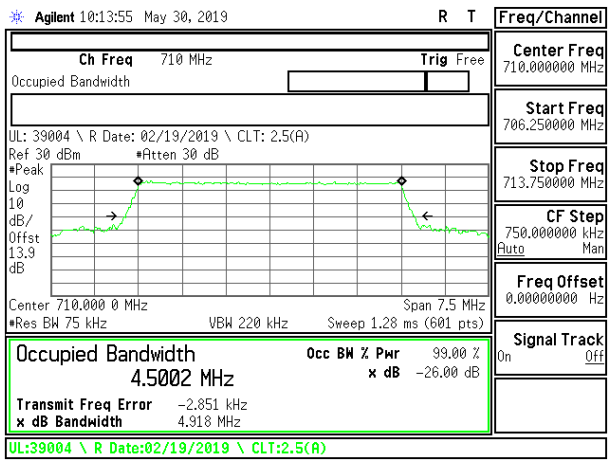

LTE B17 5MHz QPSK Middle Channel RB25-0

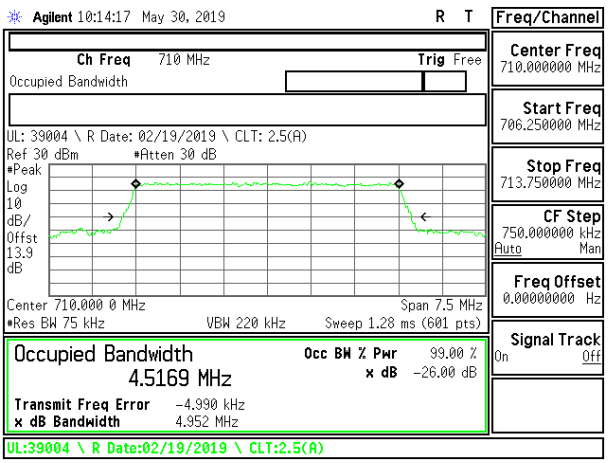

LTE B17 5MHz 16QAM Middle Channel RB25-0

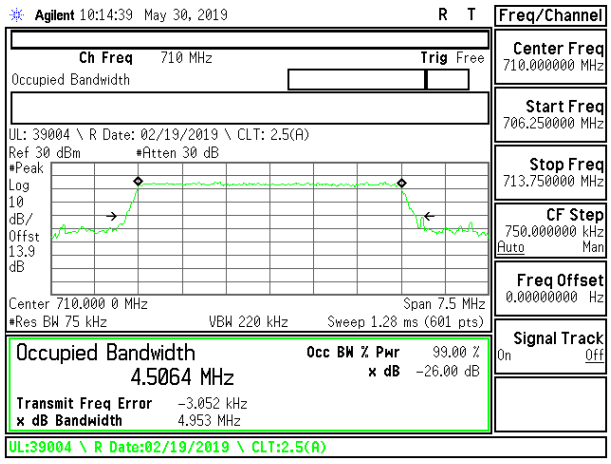

LTE B17 5MHz 64QAM Middle Channel RB25-0

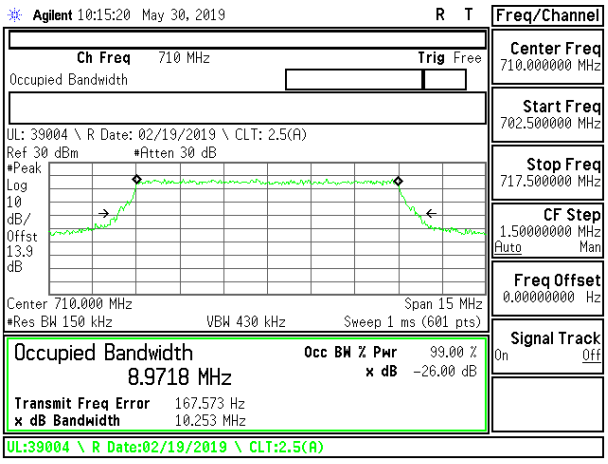

LTE B17 10MHz QPSK Middle Channel RB50-0

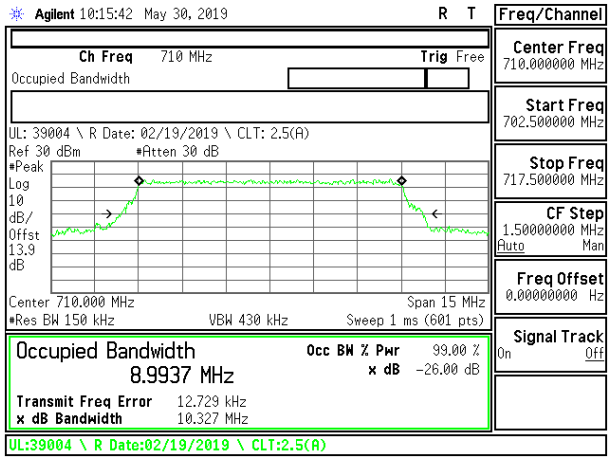

LTE B17 10MHz 16QAM Middle Channel RB50-0

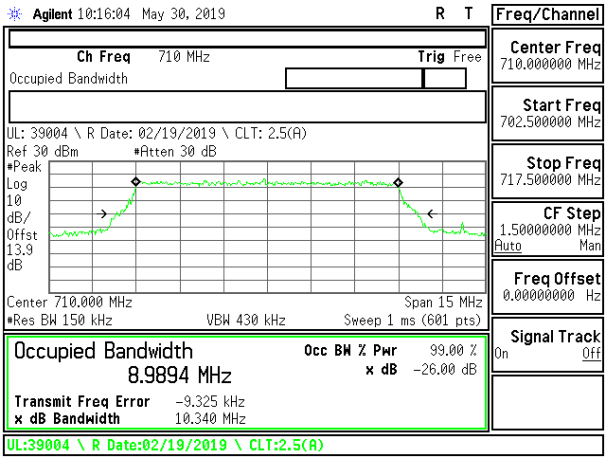

LTE B17 10MHz 64QAM Middle Channel RB50-0

UL VERIFICATION SERVICES INC.
47173 BENICIA STREET, FREMONT, CA 94538, USA TEL: (510) 319-4000
FORM NO: CCSUP4031B
FAX: (510) 661-0888
This report shall not be reproduced except in full, without the written approval of UL Verification Services Inc.

8.1.8. LTE BAND 25

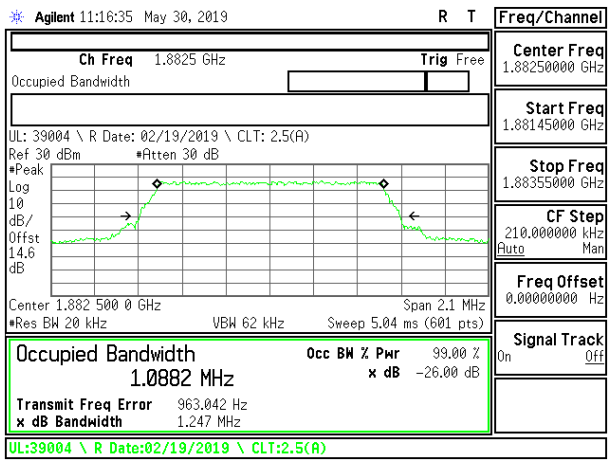

LTE B25 1.4MHz QPSK Middle Channel RB6-0

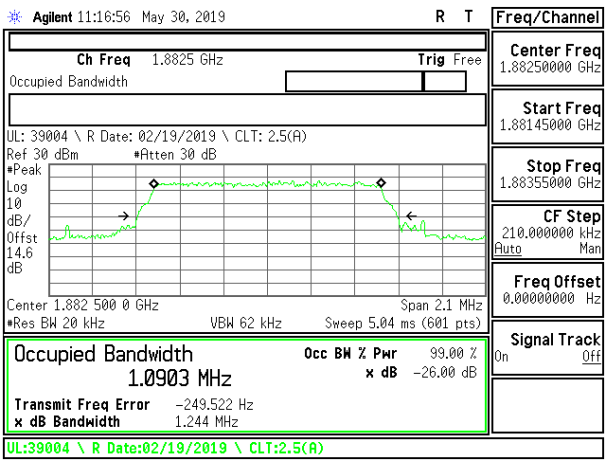

LTE B25 1.4MHz 16QAM Middle Channel RB6-0

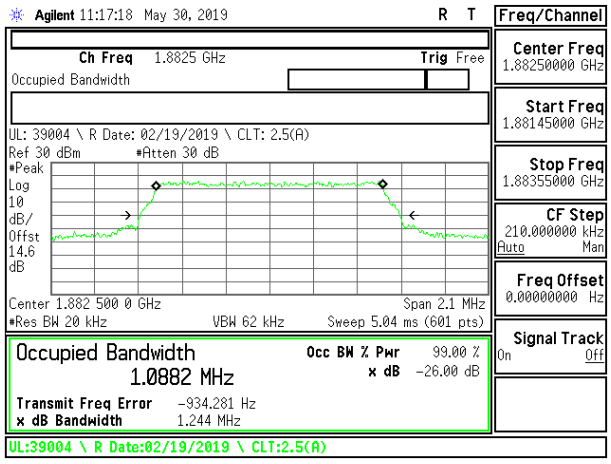

LTE B25 1.4MHz 64QAM Middle Channel RB6-0

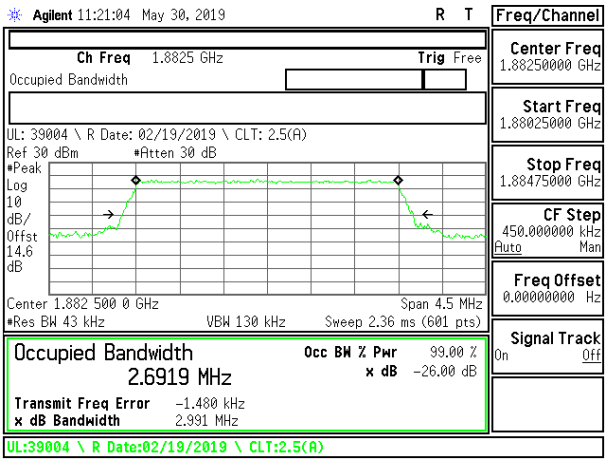

LTE B25 3MHz QPSK Middle Channel RB15-0

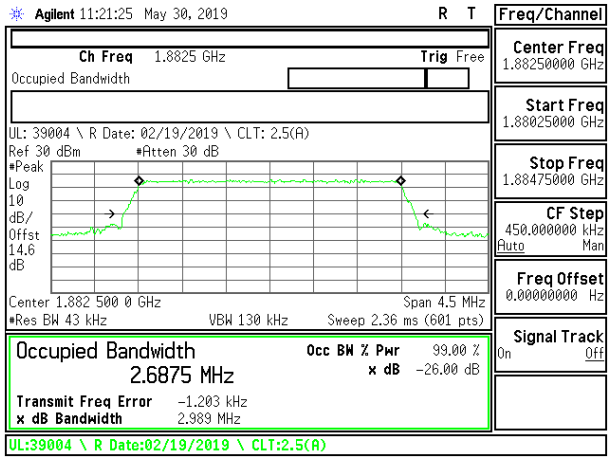

LTE B25 3MHz 16QAM Middle Channel RB15-0

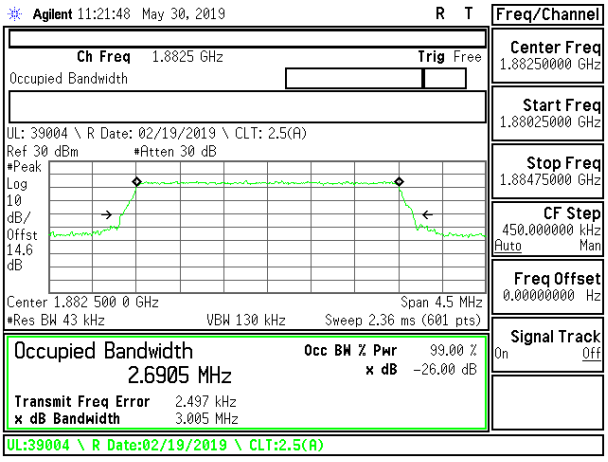

LTE B25 3MHz 64QAM Middle Channel RB15-0

This report shall not be reproduced except in full, without the written approval of UL Verification Services Inc.

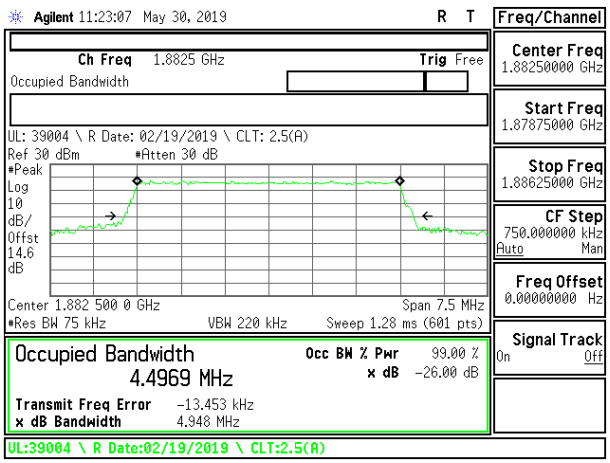

LTE B25 5MHz QPSK Middle Channel RB25-0

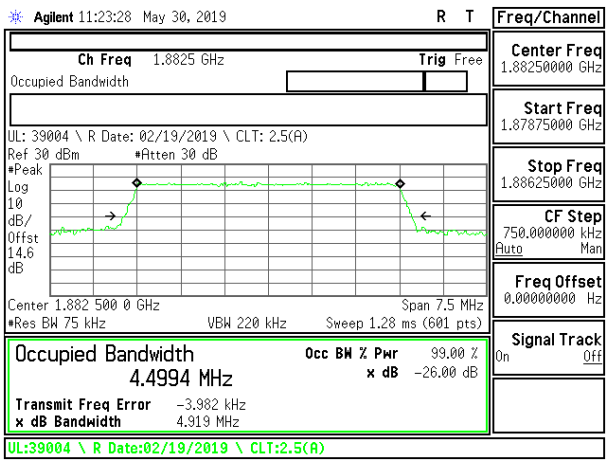

LTE B25 5MHz 16QAM Middle Channel RB25-0

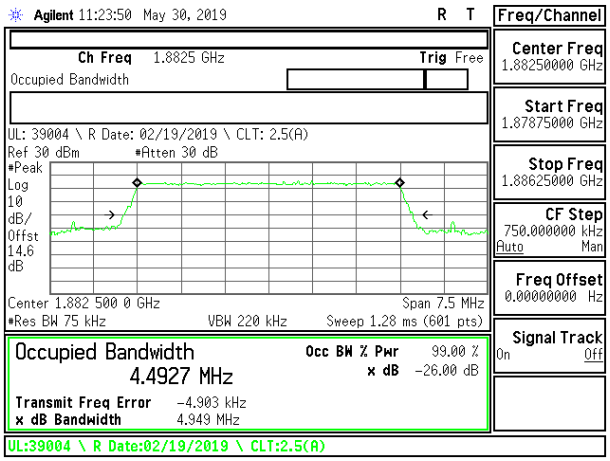

LTE B25 5MHz 64QAM Middle Channel RB25-0

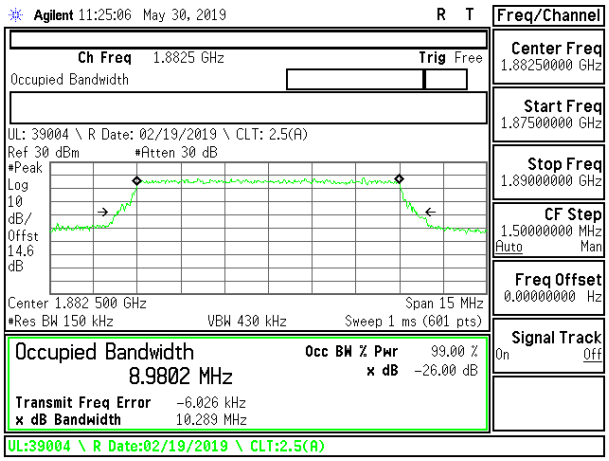

LTE B25 10MHz QPSK Middle Channel RB50-0

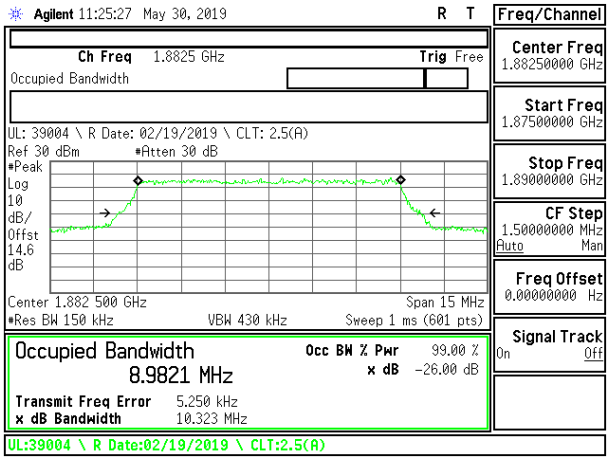

LTE B25 10MHz 16QAM Middle Channel RB50-0

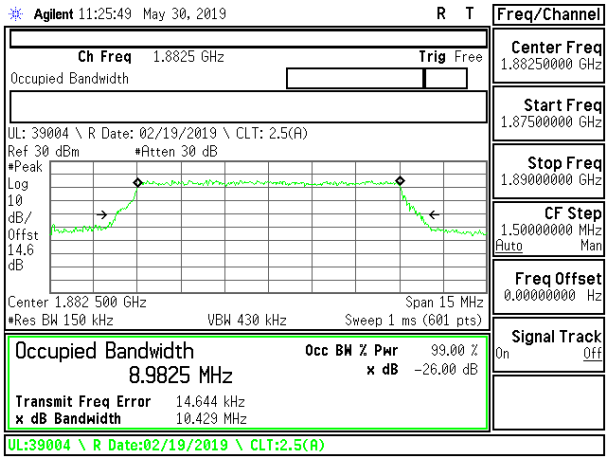

LTE B25 10MHz 64QAM Middle Channel RB50-0

This report shall not be reproduced except in full, without the written approval of UL Verification Services Inc.

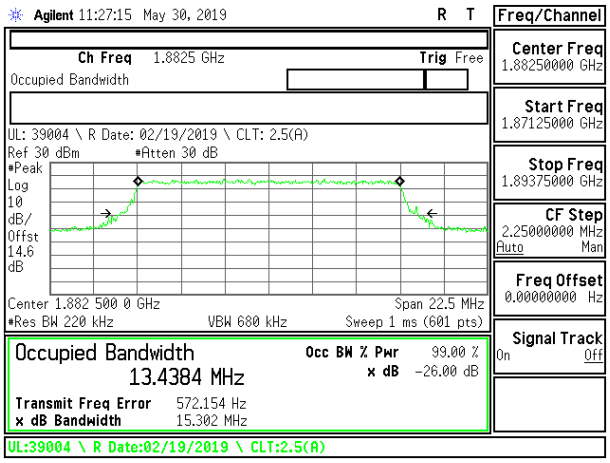

LTE B25 15MHz QPSK Middle Channel RB75-0

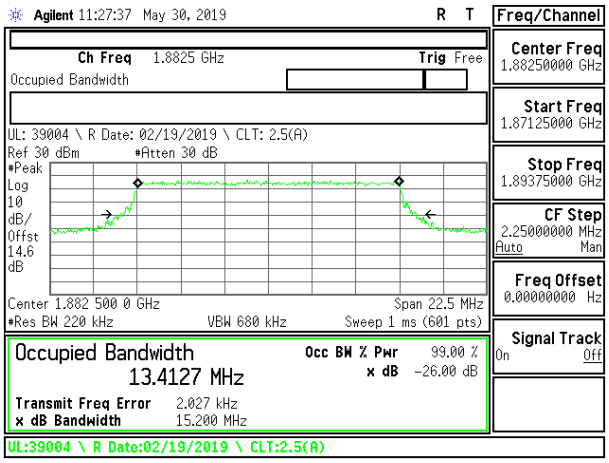

LTE B25 15MHz 16QAM Middle Channel RB75-0

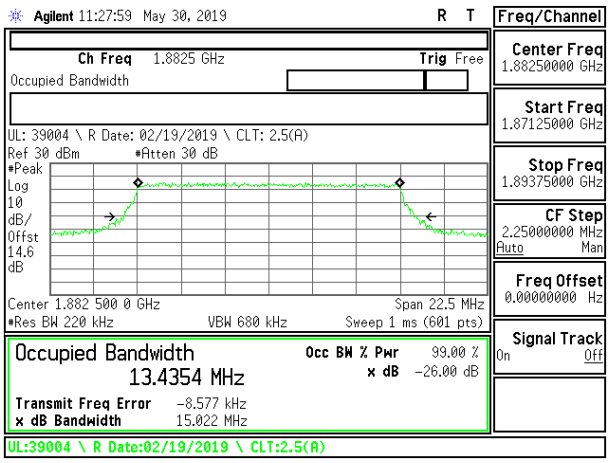

LTE B25 15MHz 64QAM Middle Channel RB75-0

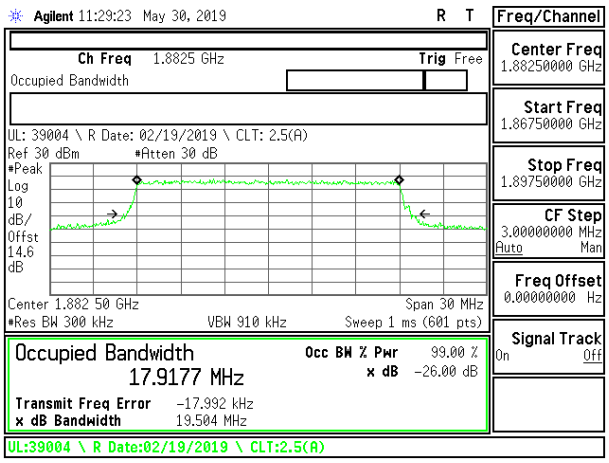

LTE B25 20MHz QPSK Middle Channel RB100-0

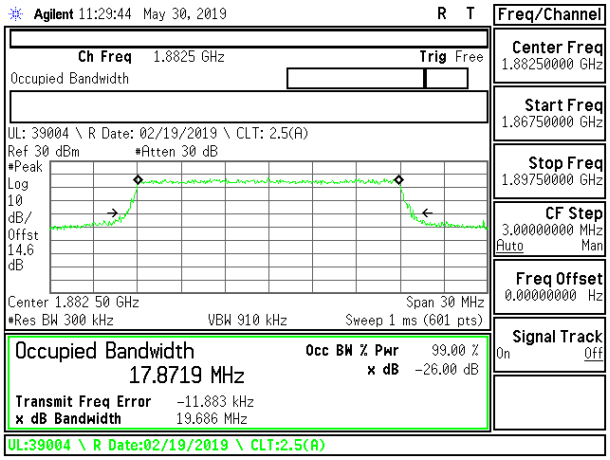

LTE B25 20MHz 16QAM Middle Channel RB100-0

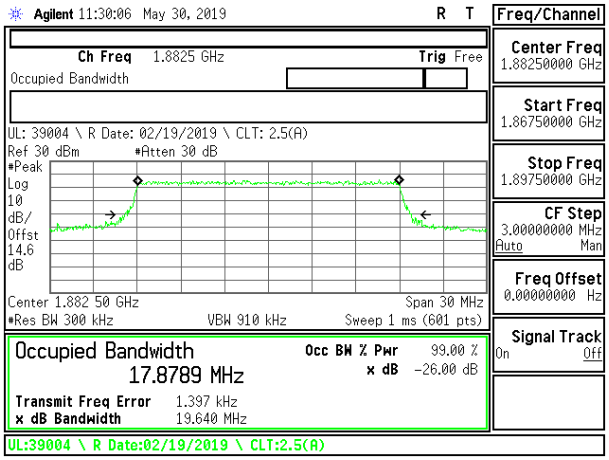

LTE B25 20MHz 64QAM Middle Channel RB100-0

UL VERIFICATION SERVICES INC.
47173 BENICIA STREET, FREMONT, CA 94538, USA TEL: (510) 319-4000
FORM NO: CCSUP4031B
FAX: (510) 661-0888
This report shall not be reproduced except in full, without the written approval of UL Verification Services Inc.

8.1.9. LTE BAND 26 (PART 90S)

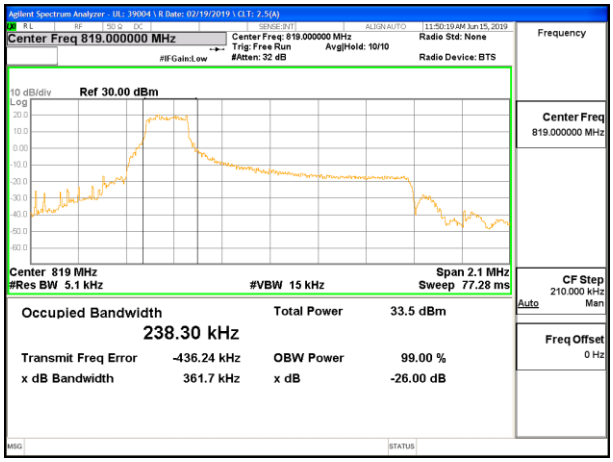

LTE B26 1.4MHz QPSK Middle Channel RB1-0

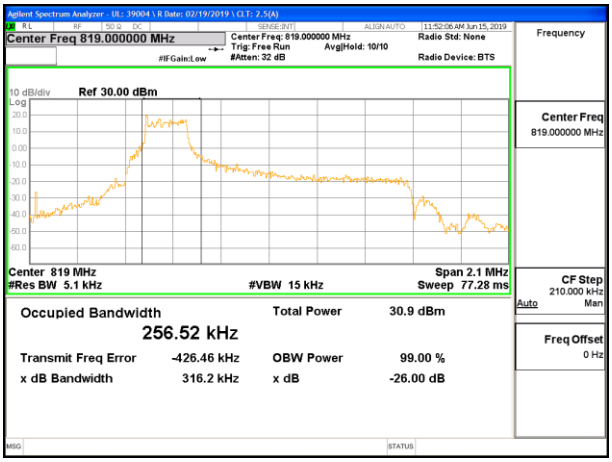

LTE B26 1.4MHz 16QAM Middle Channel RB1-0

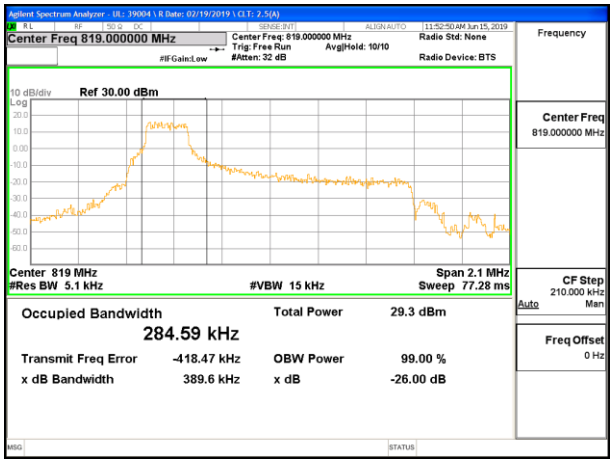

LTE B26 1.4MHz 64QAM Middle Channel RB1-0

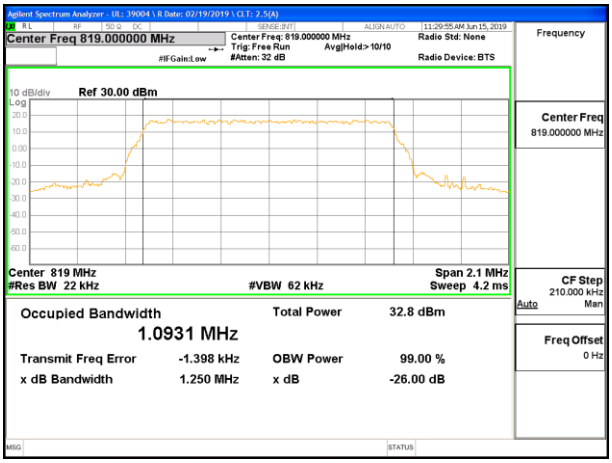

LTE B26 1.4MHz QPSK Middle Channel RB6-0

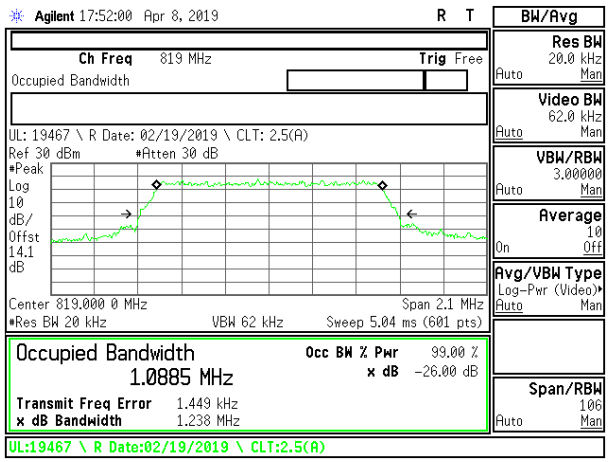

LTE B26 1.4MHz 16QAM Middle Channel RB6-0

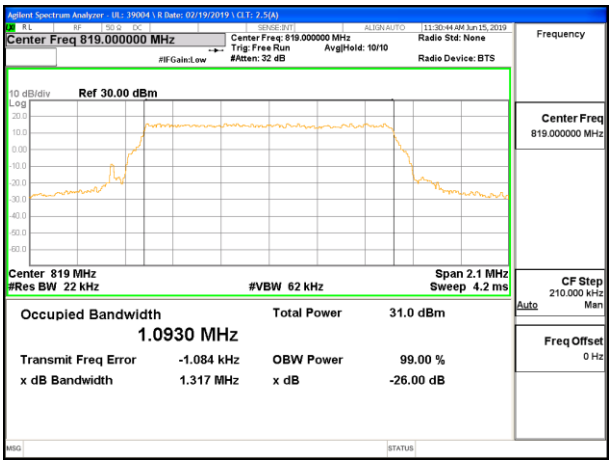

LTE B26 1.4MHz 64QAM Middle Channel RB6-0

UL VERIFICATION SERVICES INC. FORM NO: CCSUP4031B
47173 BENICIA STREET, FREMONT, CA 94538, USA TEL: (510) 319-4000 FAX: (510) 661-0888
This report shall not be reproduced except in full, without the written approval of UL Verification Services Inc.

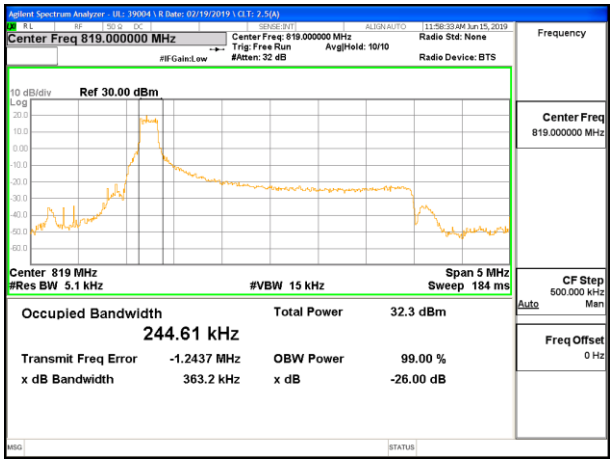

LTE B26 3MHz QPSK Middle Channel RB1-0

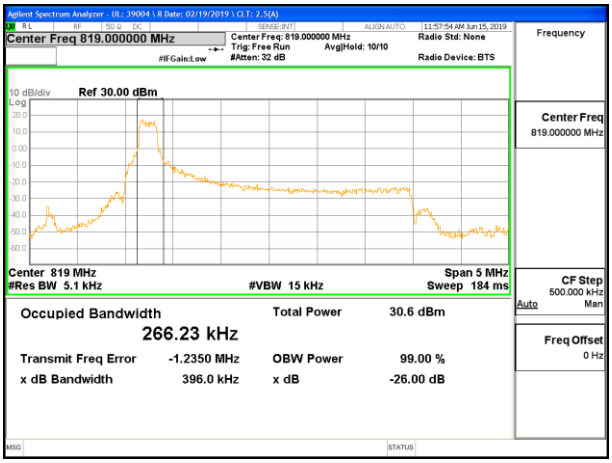

LTE B26 3MHz 16QAM Middle Channel RB1-0

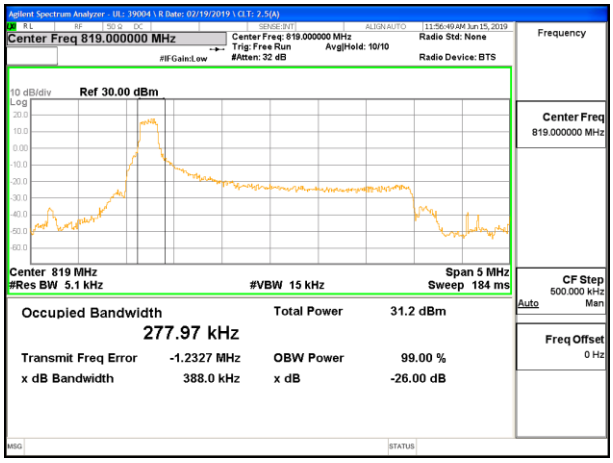

LTE B26 3MHz 64QAM Middle Channel RB1-0

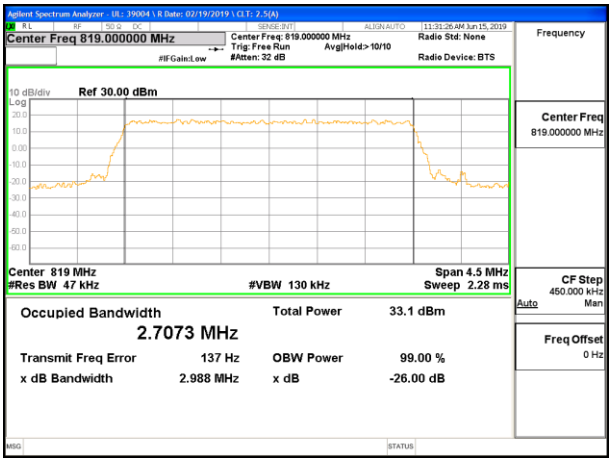

LTE B26 3MHz QPSK Middle Channel RB15-0

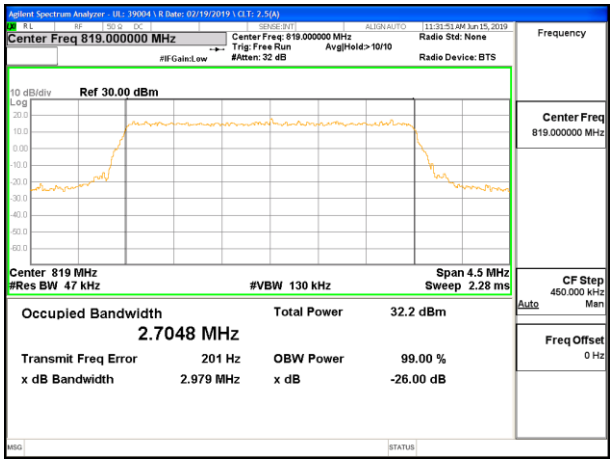

LTE B26 3MHz 16QAM Middle Channel RB15-0

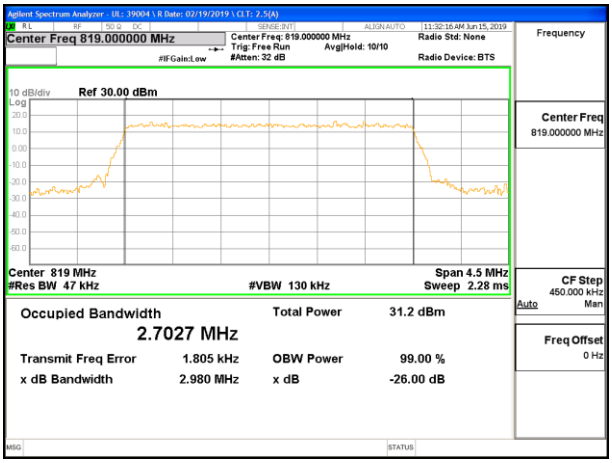

LTE B26 3MHz 64QAM Middle Channel RB15-0

UL VERIFICATION SERVICES INC. FORM NO: CCSUP4031B
47173 BENICIA STREET, FREMONT, CA 94538, USA TEL: (510) 319-4000 FAX: (510) 661-0888
This report shall not be reproduced except in full, without the written approval of UL Verification Services Inc.

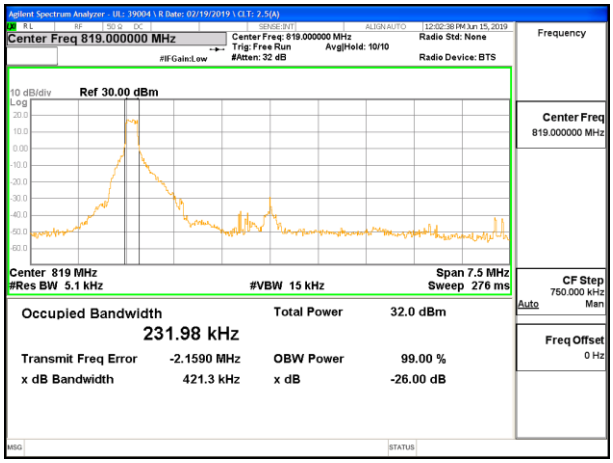

LTE B26 5MHz QPSK Middle Channel RB1-0

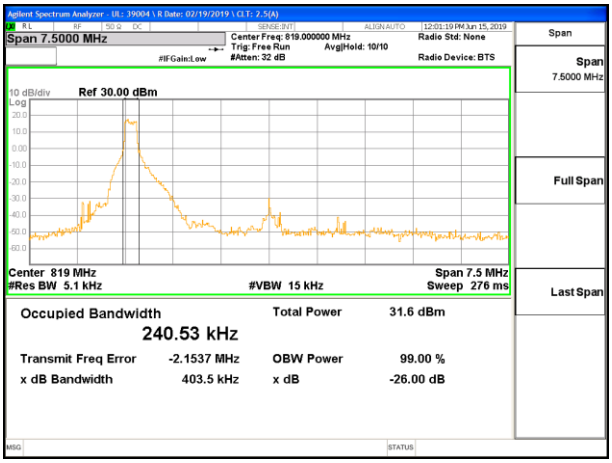

LTE B26 5MHz 16QAM Middle Channel RB1-0

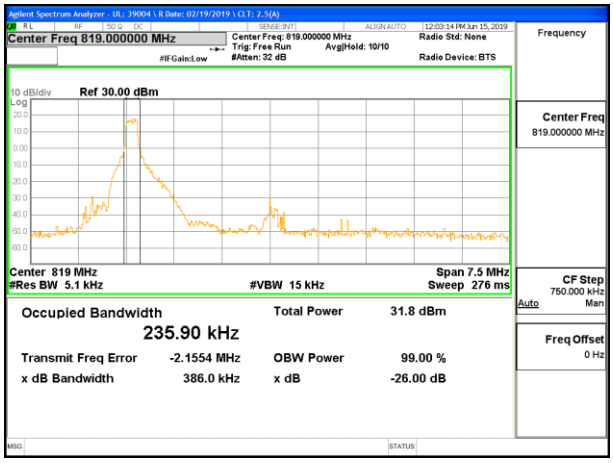

LTE B26 5MHz 64QAM Middle Channel RB1-0

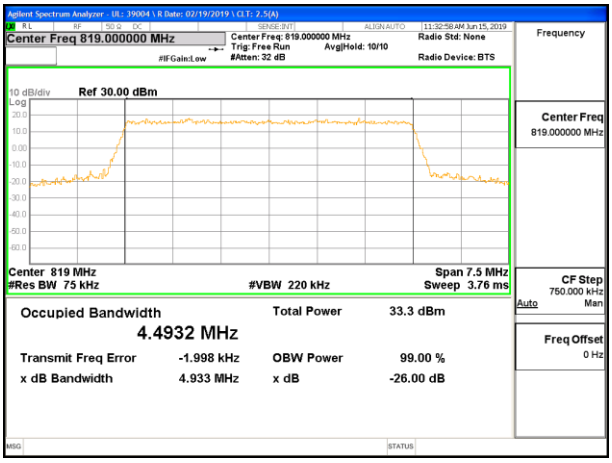

LTE B26 5MHz QPSK Middle Channel RB25-0

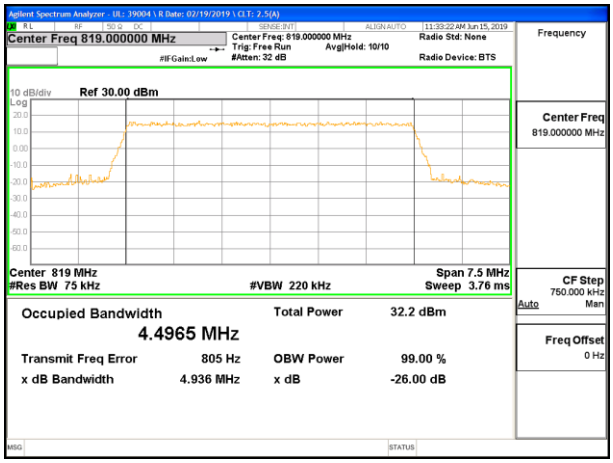

LTE B26 5MHz 16QAM Middle Channel RB25-0

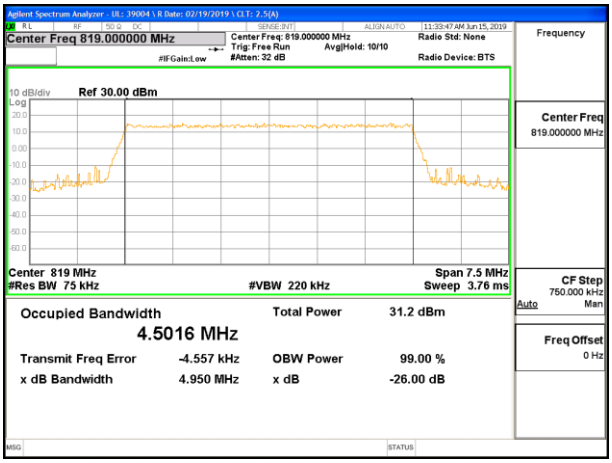

LTE B26 5MHz 64QAM Middle Channel RB25-0

UL VERIFICATION SERVICES INC.
47173 BENICIA STREET, FREMONT, CA 94538, USA TEL: (510) 319-4000

This report shall not be reproduced except in full, without the written approval of UL Verification Services Inc.

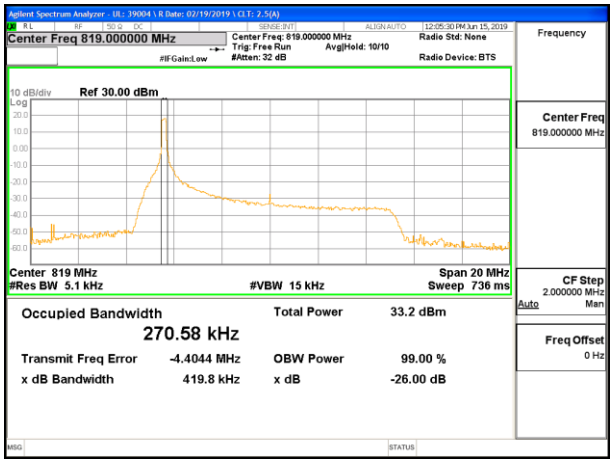

LTE B26 10MHz QPSK Middle Channel RB1-0

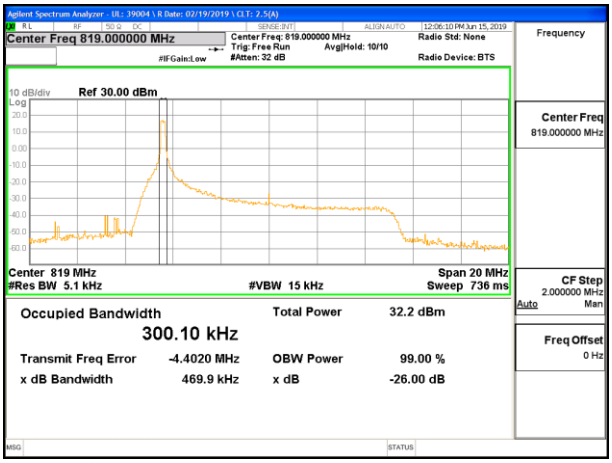

LTE B26 10MHz 16QAM Middle Channel RB1-0

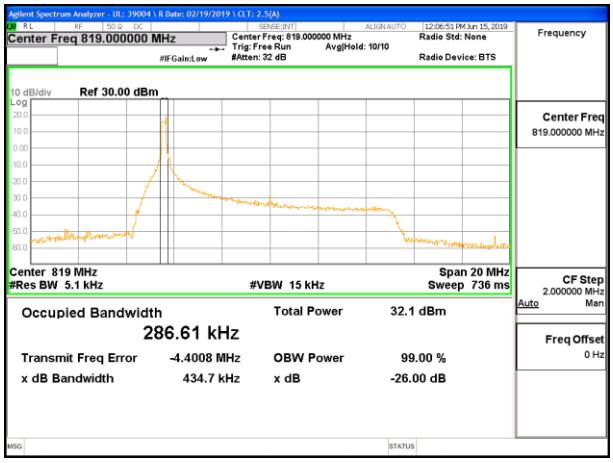

LTE B26 10MHz 64QAM Middle Channel RB1-0

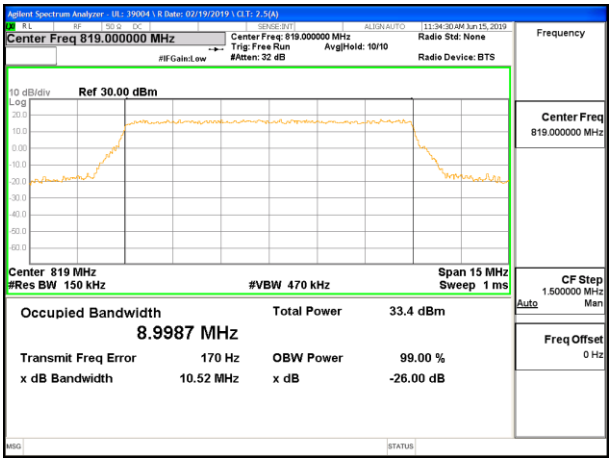

LTE B26 10MHz QPSK Middle Channel RB50-0

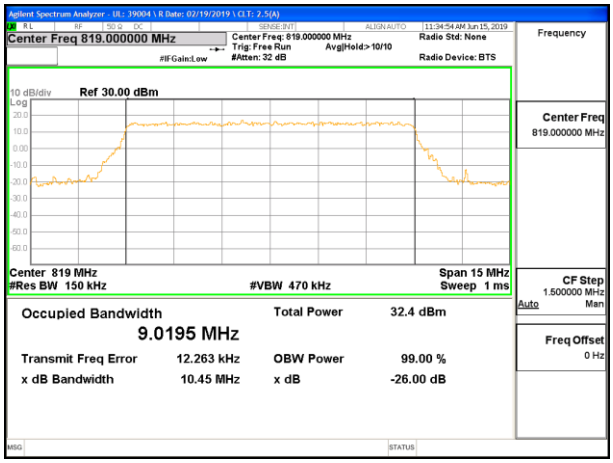

LTE B26 10MHz 16QAM Middle Channel RB50-0

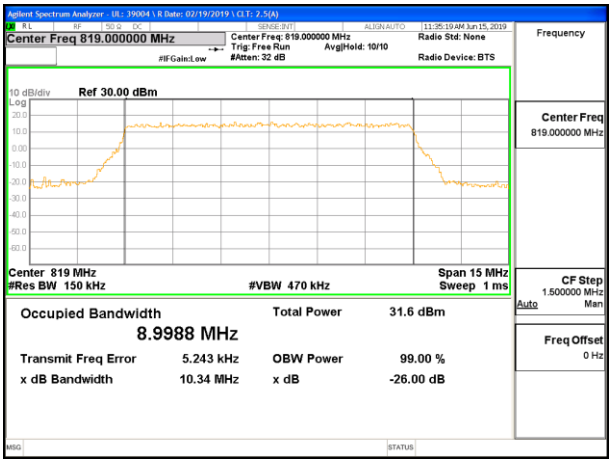

LTE B26 10MHz 64QAM Middle Channel RB50-0

This report shall not be reproduced except in full, without the written approval of UL Verification Services Inc.

8.1.10. LTE BAND 30

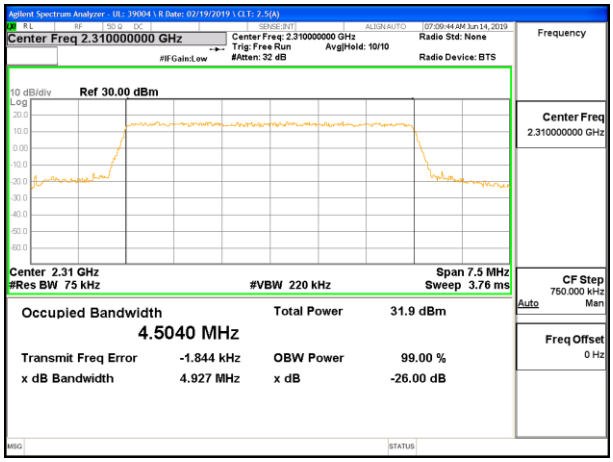

LTE B30 5MHz QPSK Middle Channel RB25-0

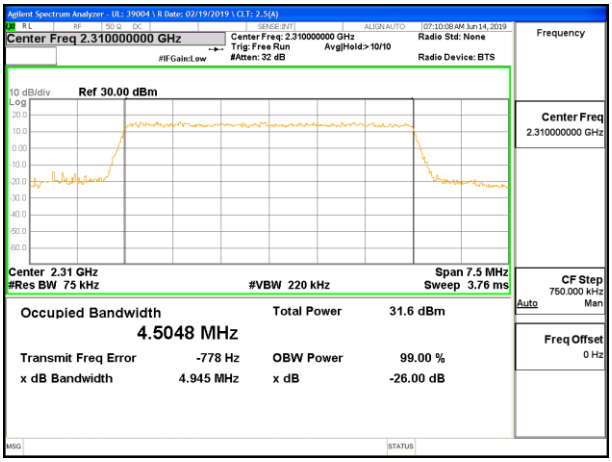

LTE B30 5MHz 16QAM Middle Channel RB25-0

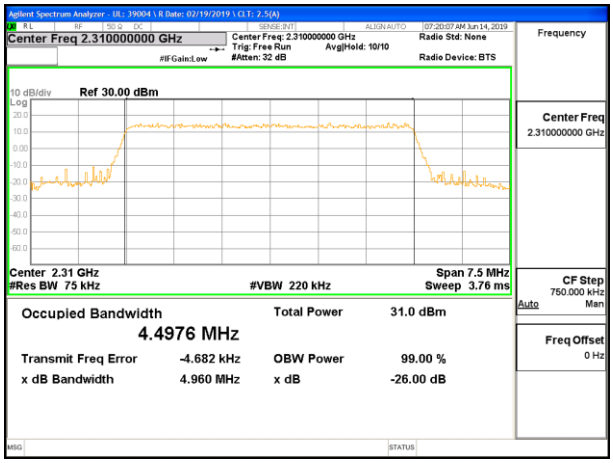

LTE B30 5MHz 64QAM Middle Channel RB25-0

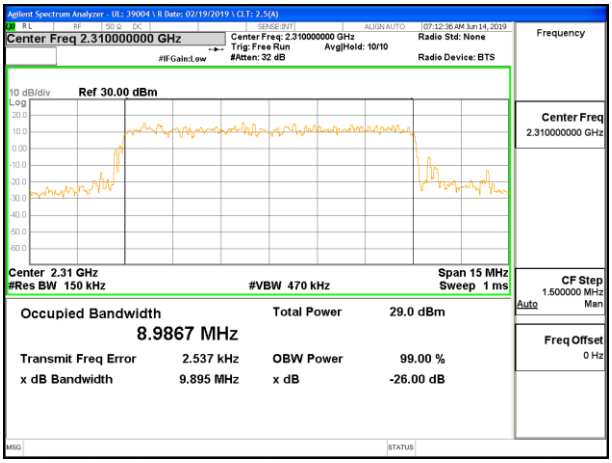

LTE B30 10MHz QPSK Middle Channel RB50-0

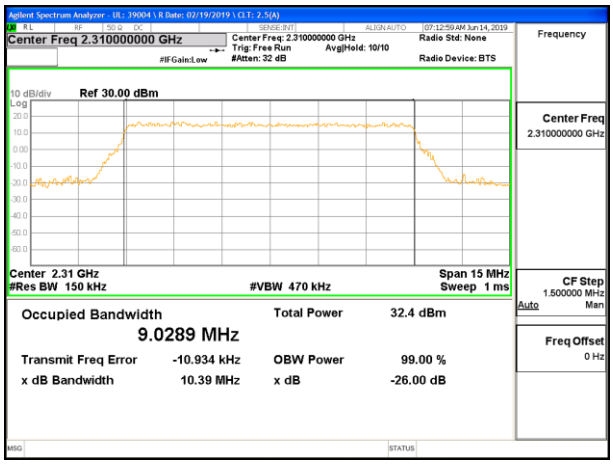

LTE B30 10MHz 16QAM Middle Channel RB50-0

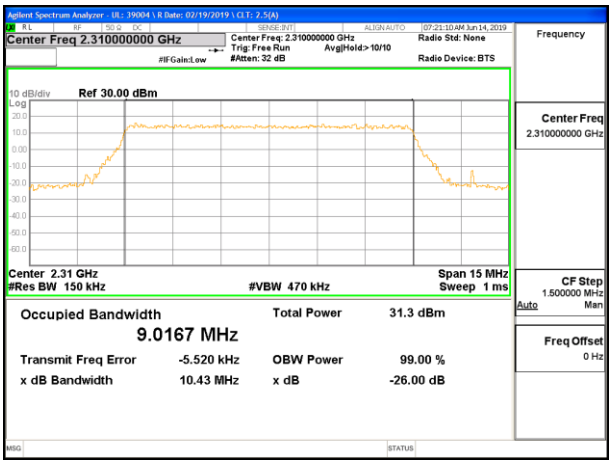

LTE B30 10MHz 64QAM Middle Channel RB50-0

This report shall not be reproduced except in full, without the written approval of UL Verification Services Inc.