TEST SETUP PHOTOS

Report Number: 12901678-EP1V1

1. SCOPE

The purpose of this document is to show test setup diagrams and photos for the following reports

Reports
12901678

Note: All testing was performed and completed before the project number was changed from 12734992 to 12901678.

UL VERIFICATION SERVICES INC.
47173 BENICIA STREET, FREMONT, CA 94538, USA TEL: (510) 771-1000 FAX: (510) 661-0888

This report shall not be reproduced except in full, without the written approval of UL Verification Services Inc.

2. SETUP PHOTOS

2.1. WLAN TECHNOLOGIES

2.1.1. 2.4GHz(DTS/BT/BLE/UNII) TECHNOLOGIES

ANTENNA PORT AND AC LINE CONDUCTED SETUP



RF ANTENNA PORT CONDUCTED



AC LINE CONDUCTED (FRONT)



AC LINE CONDUCTED (BACK)

AC LINE WITH LAPTOP (FRONT)



AC LINE WITH LAPTOP (BACK)

UL VERIFICATION SERVICES INC.
47173 BENICIA STREET, FREMONT, CA 94538, USA TEL: (510) 771-1000 FAX: (510) 661-0888

This report shall not be reproduced except in full, without the written approval of UL Verification Services Inc.

RADIATED RF MEASUREMENT SETUP



BELOW 30 MHz (FRONT)



BELOW 30 MHz (BACK)



BELOW 1GHz (FRONT)

BELOW 1GHz (BACK)

UL VERIFICATION SERVICES INC.
47173 BENICIA STREET, FREMONT, CA 94538, USA TEL: (510) 771-1000 FAX: (510) 661-0888

This report shall not be reproduced except in full, without the written approval of UL Verification Services Inc.

X-Axis Front



X-Axis Back



Y-Axis Front



Y-Axis Back

Z-Axis Front



Z-Axis Back

UL VERIFICATION SERVICES INC.
47173 BENICIA STREET, FREMONT, CA 94538, USA TEL: (510) 771-1000 FAX: (510) 661-0888

This report shall not be reproduced except in full, without the written approval of UL Verification Services Inc.

2.2. NFC TECHNOLOGY

FREQ TOLERANCE AND AC LINE CONDUCTED SETUP

FREQUENCY TOLERANCE



AC LINE CONDUCTED (FRONT)



AC LINE CONDUCTED (BACK)

UL VERIFICATION SERVICES INC.
47173 BENICIA STREET, FREMONT, CA 94538, USA TEL: (510) 771-1000 FAX: (510) 661-0888

This report shall not be reproduced except in full, without the written approval of UL Verification Services Inc.

RADIATED RF MEASUREMENT SETUP



BELOW 30 MHz (FRONT)



BELOW 30 MHz (BACK)



BELOW 1GHz (FRONT)

BELOW 1GHz (BACK)

UL VERIFICATION SERVICES INC.
47173 BENICIA STREET, FREMONT, CA 94538, USA TEL: (510) 771-1000 FAX: (510) 661-0888

This report shall not be reproduced except in full, without the written approval of UL Verification Services Inc.

2.3. WWAN TECHNOLOGIES

FREQUENCY STABILITY



RF ANTENNA PORT CONDUCTED

X-ORIENTATION



Y-ORIENTATION



Z-ORIENTATION

UL VERIFICATION SERVICES INC.
47173 BENICIA STREET, FREMONT, CA 94538, USA TEL: (510) 771-1000 FAX: (510) 661-0888

This report shall not be reproduced except in full, without the written approval of UL Verification Services Inc.

2.4. DYNAMIC FREQUENCY SELECTION

DYNAMIC FREQUENCY SELECTION MEASUREMENT SETUP

DFS FRONT PHOTO (EUT)



DFS BACK PHOTO (EUT)

UL VERIFICATION SERVICES INC.
47173 BENICIA STREET, FREMONT, CA 94538, USA TEL: (510) 771-1000 FAX: (510) 661-0888

This report shall not be reproduced except in full, without the written approval of UL Verification Services Inc.

DFS FULL SETUP PHOTO (CLIENT MODE SETUP)

DFS FULL SETUP PHOTO (CLIENT-TO-CLIENT COMMUNICATIONS MODE SETUP)

UL VERIFICATION SERVICES INC.
47173 BENICIA STREET, FREMONT, CA 94538, USA TEL: (510) 771-1000 FAX: (510) 661-0888

This report shall not be reproduced except in full, without the written approval of UL Verification Services Inc.

DFS FULL SETUP PHOTO (PEER TO PEER MODE SETUP / EUT)



DFS FULL SETUP PHOTO (PEER TO PEER MODE SETUP / PEER DEVICE)

UL VERIFICATION SERVICES INC.
47173 BENICIA STREET, FREMONT, CA 94538, USA TEL: (510) 771-1000 FAX: (510) 661-0888

This report shall not be reproduced except in full, without the written approval of UL Verification Services Inc.