GSM850 ANT 1

Communication System: UID 10021 - DAC, GSM-FDD (TDMA, GMSK); Frequency: 824.2 MHz; Duty Cycle: 1:8.69961
Phantom section: RF Section
DASY5 Configuration:
- Probe: EF3DV3 - SN4041; ConvF(1, 1, 1) @ 824.2 MHz; Calibrated: 3/18/2020
- Sensor-Surface: (Fix Surface)
- Electronics: DAE4 Sn1357; Calibrated: 2/20/2020
- Phantom: HAC Test Arch with AMCC; Type: SD HAC P01 BB
- Measurement SW: DASY52, Version 52.10 (4);SEMCAD X Version 14.6.14 (7483)

GSM850 ANT 1 E-Field measurement/Voice_ch 128/Hearing Aid Compatibility Test (101x101x1): Interpolated grid: dx=0.5000 mm, dy=0.5000 mm

Device Reference Point: 0, 0, -6.3 mm
Reference Value = 117.5 V/m; Power Drift = 0.07 dB
Applied MIF = 3.63 dB
RF audio interference level = 41.12 dBV/m
Emission category: M3

MIF scaled E-field

Grid 1 **M4** **36.74 dBV/m**	Grid 2 **M3** **40.83 dBV/m**	Grid 3 **M3** **40.83 dBV/m**
Grid 4 **M4** **36.59 dBV/m**	Grid 5 **M3** **41.12 dBV/m**	Grid 6 **M3** **41.12 dBV/m**
Grid 7 **M4** **36.29 dBV/m**	Grid 8 **M3** **40.7 dBV/m**	Grid 9 **M3** **40.64 dBV/m**

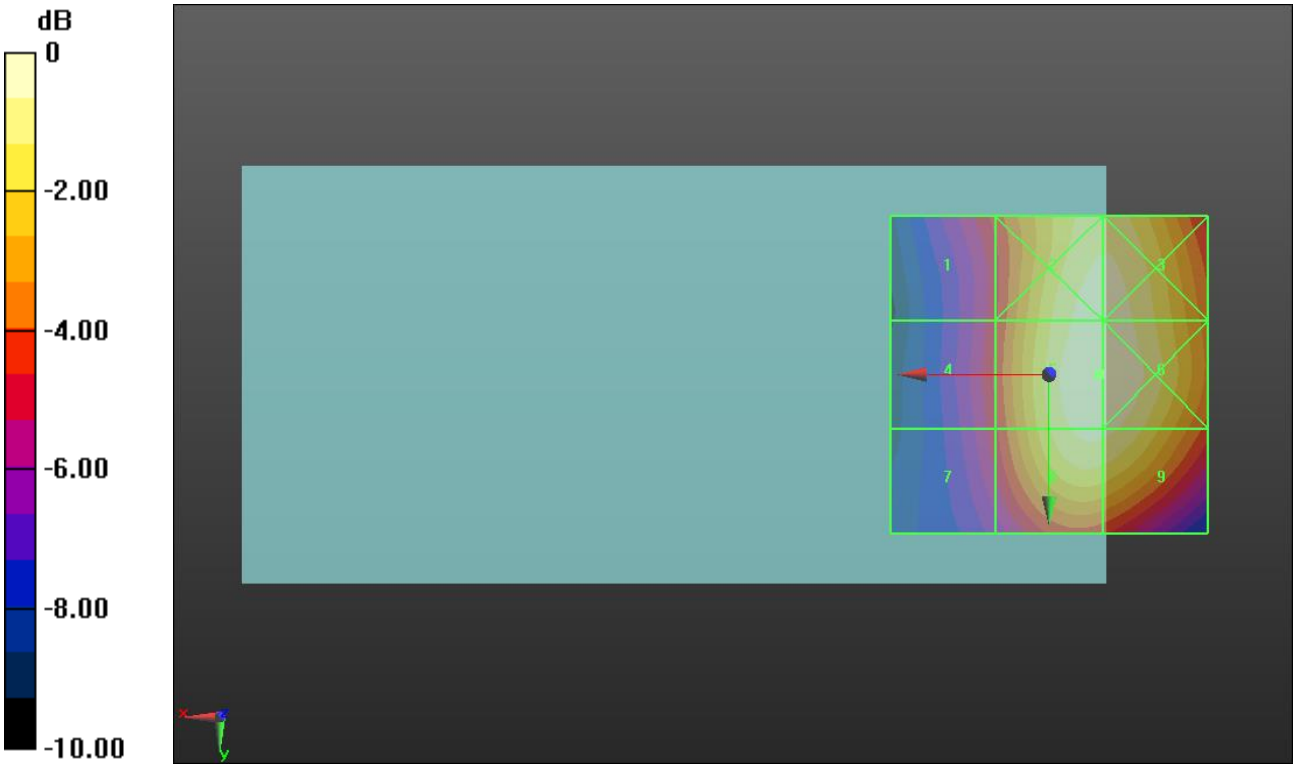

0 dB = 113.8 V/m = 41.12 dBV/m

GSM850 ANT 1

Communication System: UID 10021 - DAC, GSM-FDD (TDMA, GMSK); Frequency: 836.6 MHz; Duty Cycle: 1:8.69961
Phantom section: RF Section
DASY5 Configuration:
- Probe: EF3DV3 - SN4041; ConvF(1, 1, 1) @ 836.6 MHz; Calibrated: 3/18/2020
- Sensor-Surface: (Fix Surface)
- Electronics: DAE4 Sn1357; Calibrated: 2/20/2020
- Phantom: HAC Test Arch with AMCC; Type: SD HAC P01 BB
- Measurement SW: DASY52, Version 52.10 (4);SEMCAD X Version 14.6.14 (7483)

GSM850 ANT 1 E-Field measurement/Voice_ch 190/Hearing Aid Compatibility Test (101x101x1): Interpolated grid: dx=0.5000 mm, dy=0.5000 mm

Device Reference Point: 0, 0, -6.3 mm
Reference Value = 115.3 V/m; Power Drift = 0.01 dB
Applied MIF = 3.63 dB
RF audio interference level = 40.50 dBV/m
Emission category: M3

MIF scaled E-field

Grid 1 **M4** **36.06 dBV/m**	Grid 2 **M3** **40.09 dBV/m**	Grid 3 **M3** **40.04 dBV/m**
Grid 4 **M4** **36.45 dBV/m**	Grid 5 **M3** **40.5 dBV/m**	Grid 6 **M3** **40.43 dBV/m**
Grid 7 **M4** **36.25 dBV/m**	Grid 8 **M3** **40.19 dBV/m**	Grid 9 **M3** **40.01 dBV/m**

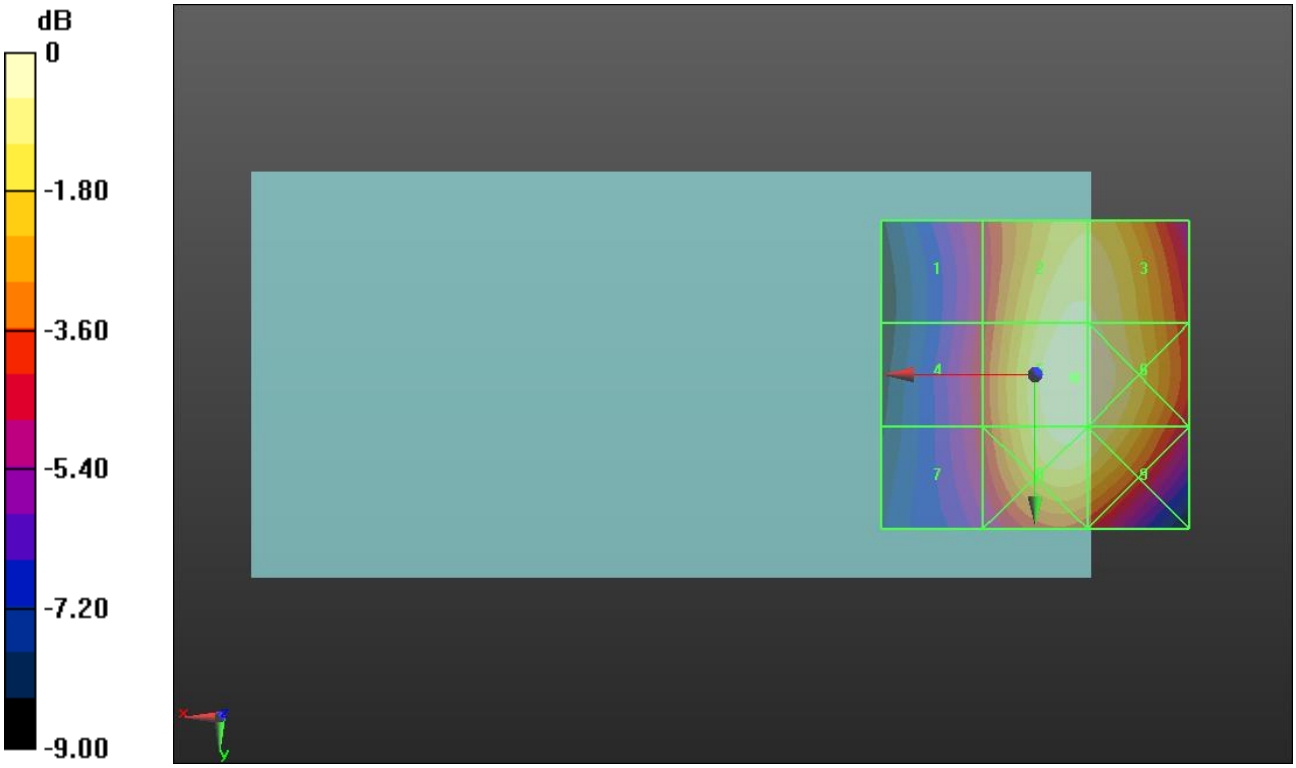

0 dB = 105.9 V/m = 40.50 dBV/m

GSM850 ANT 1

Communication System: UID 10021 - DAC, GSM-FDD (TDMA, GMSK); Frequency: 848.6 MHz; Duty Cycle: 1:8.69961
Phantom section: RF Section
DASY5 Configuration:
- Probe: EF3DV3 - SN4041; ConvF(1, 1, 1) @ 848.6 MHz; Calibrated: 3/18/2020
- Sensor-Surface: (Fix Surface)
- Electronics: DAE4 Sn1357; Calibrated: 2/20/2020
- Phantom: HAC Test Arch with AMCC; Type: SD HAC P01 BB
- Measurement SW: DASY52, Version 52.10 (4);SEMCAD X Version 14.6.14 (7483)

GSM850 ANT 1 E-Field measurement/Voice_ch 251/Hearing Aid Compatibility Test (101x101x1): Interpolated grid: dx=0.5000 mm, dy=0.5000 mm

Device Reference Point: 0, 0, -6.3 mm
Reference Value = 105.2 V/m; Power Drift = 0.10 dB
Applied MIF = 3.63 dB
RF audio interference level = 39.73 dBV/m
Emission category: M4

MIF scaled E-field

Grid 1 **M4** **35.31 dBV/m**	Grid 2 **M4** **39.27 dBV/m**	Grid 3 **M4** **39.23 dBV/m**
Grid 4 **M4** **35.77 dBV/m**	Grid 5 **M4** **39.73 dBV/m**	Grid 6 **M4** **39.65 dBV/m**
Grid 7 **M4** **35.58 dBV/m**	Grid 8 **M4** **39.45 dBV/m**	Grid 9 **M4** **39.27 dBV/m**



0 dB = 96.91 V/m = 39.73 dBV/m

GSM1900 ANT 1

Communication System: UID 10021 - DAC, GSM-FDD (TDMA, GMSK); Frequency: 1850.2 MHz; Duty Cycle: 1:8.69961
Phantom section: RF Section
DASY5 Configuration:
- Probe: EF3DV3 - SN4041; ConvF(1, 1, 1) @ 1850.2 MHz; Calibrated: 3/18/2020
- Sensor-Surface: (Fix Surface)
- Electronics: DAE4 Sn1357; Calibrated: 2/20/2020
- Phantom: HAC Test Arch with AMCC; Type: SD HAC P01 BB
- Measurement SW: DASY52, Version 52.10 (4);SEMCAD X Version 14.6.14 (7483)

GSM1900 ANT 1 E-Field measurement/Voice_ch 512/Hearing Aid Compatibility Test (101x101x1): Interpolated grid: dx=0.5000 mm, dy=0.5000 mm

Device Reference Point: 0, 0, -6.3 mm
Reference Value = 16.05 V/m; Power Drift = 0.67 dB
Applied MIF = 3.63 dB
RF audio interference level = 28.04 dBV/m
Emission category: M4

MIF scaled E-field

Grid 1 **M4** **25.03 dBV/m**	Grid 2 **M4** **26.83 dBV/m**	Grid 3 **M4** **26.17 dBV/m**
Grid 4 **M4** **27.5 dBV/m**	Grid 5 **M4** **27.98 dBV/m**	Grid 6 **M4** **28.04 dBV/m**
Grid 7 **M3** **30.55 dBV/m**	Grid 8 **M4** **29.07 dBV/m**	Grid 9 **M4** **29.09 dBV/m**

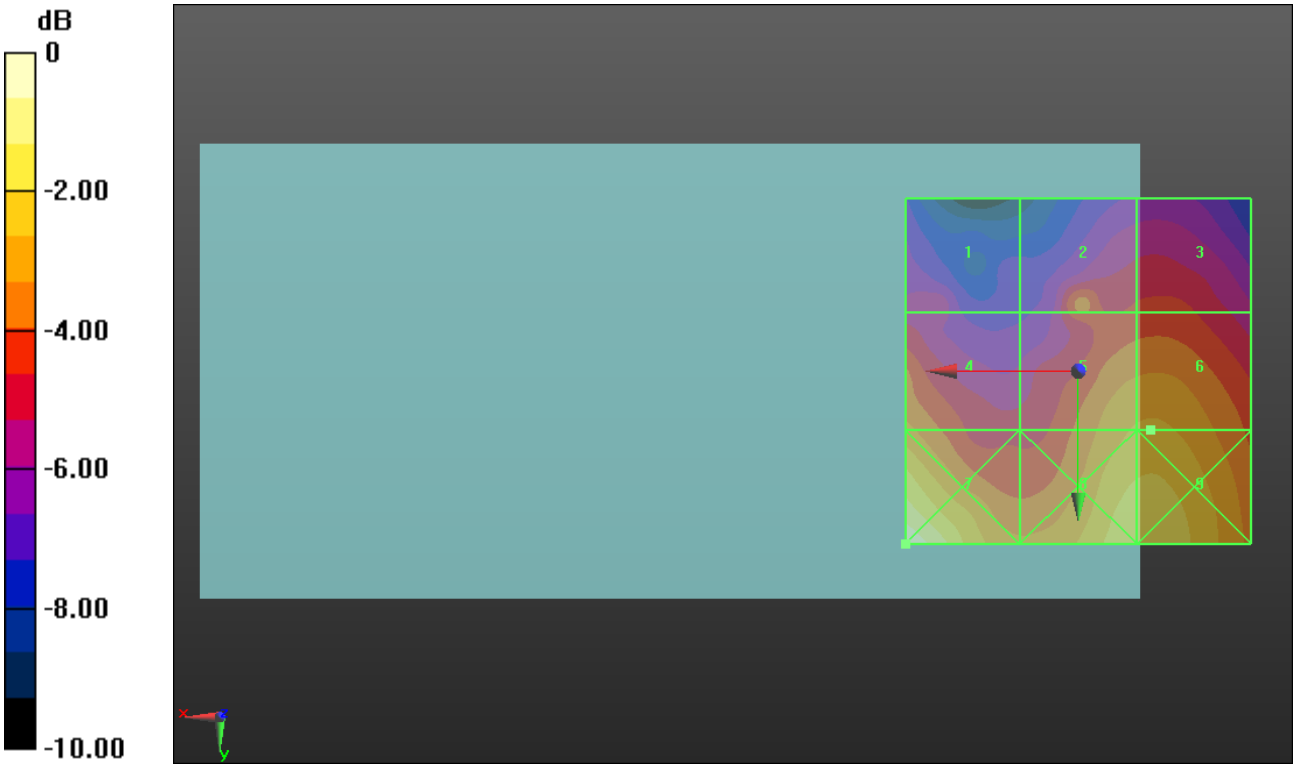

0 dB = 33.68 V/m = 30.55 dBV/m

GSM1900 ANT 1

Communication System: UID 10021 - DAC, GSM-FDD (TDMA, GMSK); Frequency: 1880 MHz; Duty Cycle: 1:8.69961
Phantom section: RF Section
DASY5 Configuration:
- Probe: EF3DV3 - SN4041; ConvF(1, 1, 1) @ 1880 MHz; Calibrated: 3/18/2020
- Sensor-Surface: (Fix Surface)
- Electronics: DAE4 Sn1357; Calibrated: 2/20/2020
- Phantom: HAC Test Arch with AMCC; Type: SD HAC P01 BB
- Measurement SW: DASY52, Version 52.10 (4);SEMCAD X Version 14.6.14 (7483)

GSM1900 ANT 1 E-Field measurement/Voice_ch 661/Hearing Aid Compatibility Test (101x101x1): Interpolated grid: dx=0.5000 mm, dy=0.5000 mm

Device Reference Point: 0, 0, -6.3 mm
Reference Value = 18.69 V/m; Power Drift = -0.11 dB
Applied MIF = 3.63 dB
RF audio interference level = 28.64 dBV/m
Emission category: M4

MIF scaled E-field

Grid 1 **M4** **25.08 dBV/m**	Grid 2 **M4** **27.24 dBV/m**	Grid 3 **M4** **27.31 dBV/m**
Grid 4 **M4** **27.15 dBV/m**	Grid 5 **M4** **28.51 dBV/m**	Grid 6 **M4** **28.64 dBV/m**
Grid 7 **M3** **30.09 dBV/m**	Grid 8 **M4** **29.38 dBV/m**	Grid 9 **M4** **29.41 dBV/m**

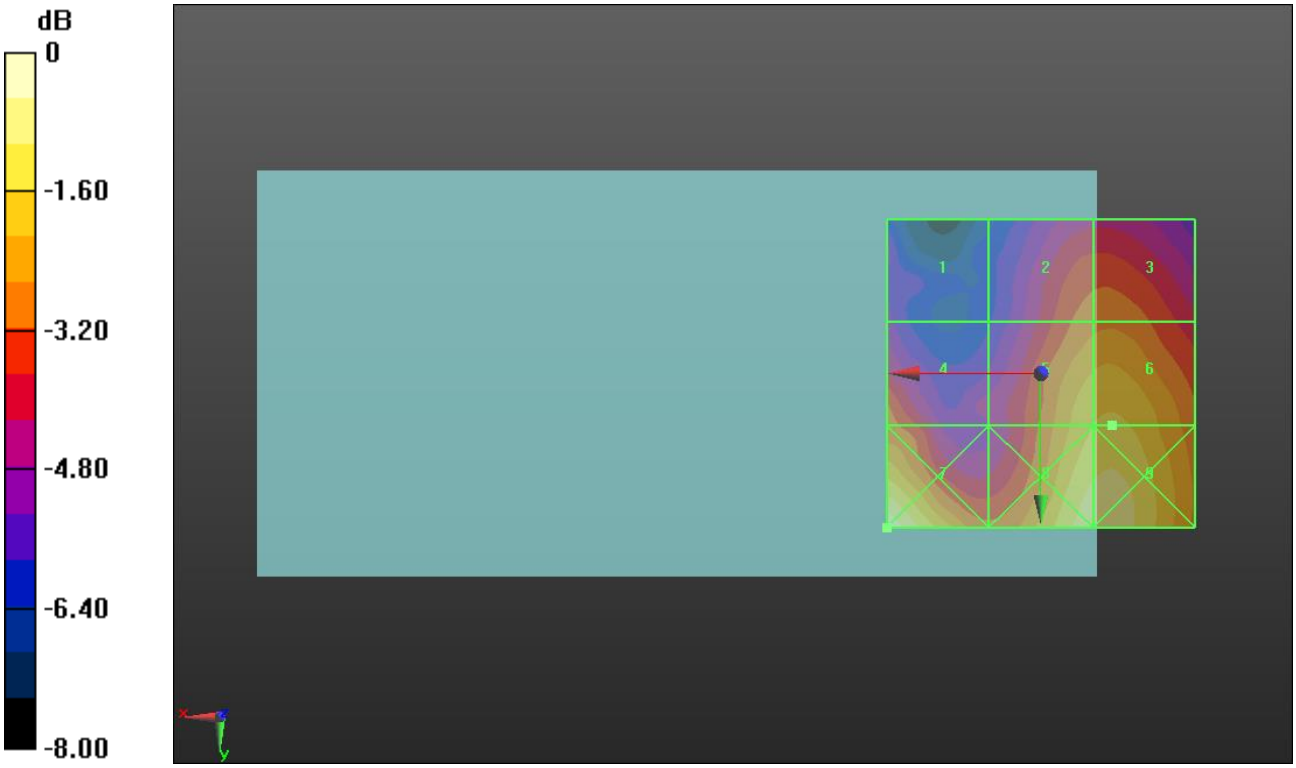

0 dB = 31.96 V/m = 30.09 dBV/m

GSM1900 ANT 1

Communication System: UID 10021 - DAC, GSM-FDD (TDMA, GMSK); Frequency: 1909.8 MHz; Duty Cycle: 1:8.69961
Phantom section: RF Section
DASY5 Configuration:
- Probe: EF3DV3 - SN4041; ConvF(1, 1, 1) @ 1909.8 MHz; Calibrated: 3/18/2020
- Sensor-Surface: (Fix Surface)
- Electronics: DAE4 Sn1357; Calibrated: 2/20/2020
- Phantom: HAC Test Arch with AMCC; Type: SD HAC P01 BB
- Measurement SW: DASY52, Version 52.10 (4);SEMCAD X Version 14.6.14 (7483)

GSM1900 ANT 1 E-Field measurement/Voice_ch 810/Hearing Aid Compatibility Test (101x101x1): Interpolated grid: dx=0.5000 mm, dy=0.5000 mm

Device Reference Point: 0, 0, -6.3 mm
Reference Value = 15.83 V/m; Power Drift = -0.15 dB
Applied MIF = 3.63 dB
RF audio interference level = 27.28 dBV/m
Emission category: M4

MIF scaled E-field

Grid 1 **M4** **24.48 dBV/m**	Grid 2 **M4** **26.36 dBV/m**	Grid 3 **M4** **26.39 dBV/m**
Grid 4 **M4** **26.85 dBV/m**	Grid 5 **M4** **27.15 dBV/m**	Grid 6 **M4** **27.28 dBV/m**
Grid 7 **M3** **30.71 dBV/m**	Grid 8 **M4** **28.08 dBV/m**	Grid 9 **M4** **27.64 dBV/m**

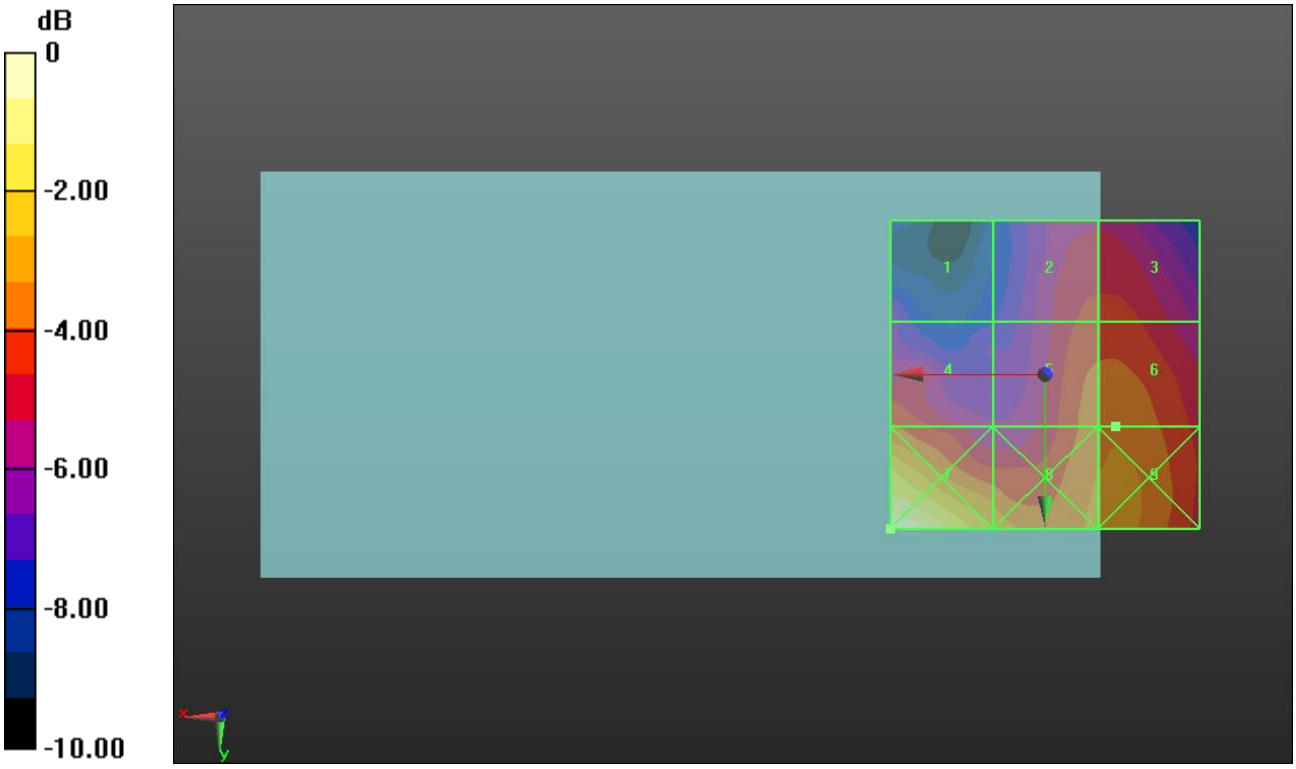

0 dB = 34.32 V/m = 30.71 dBV/m

CDMA2000 BC0 ANT 1

Communication System: UID 10295 - AAB, CDMA2000, RC1, SO3, 1/8th Rate 25 fr.; Frequency: 824.7 MHz; Duty Cycle: 1:17.746
Phantom section: RF Section
DASY5 Configuration:
- Probe: EF3DV3 - SN4041; ConvF(1, 1, 1) @ 824.7 MHz; Calibrated: 3/18/2020
- Sensor-Surface: (Fix Surface)
- Electronics: DAE4 Sn1357; Calibrated: 2/20/2020
- Phantom: HAC Test Arch with AMCC; Type: SD HAC P01 BB
- Measurement SW: DASY52, Version 52.10 (4);SEMCAD X Version 14.6.14 (7483)

CDMA2000 BC0 E-Field measurement/1xRTT, RC1, SO3, 1/8th Rate 25 fr. Ch. 1013/Hearing Aid Compatibility Test (101x101x1): Interpolated grid: dx=0.5000 mm, dy=0.5000 mm

Device Reference Point: 0, 0, -6.3 mm
Reference Value = 51.92 V/m; Power Drift = 0.07 dB
Applied MIF = 3.26 dB
RF audio interference level = 33.37 dBV/m
Emission category: M4

MIF scaled E-field

Grid 1 **M4** **29.28 dBV/m**	Grid 2 **M4** **33.02 dBV/m**	Grid 3 **M4** **33.02 dBV/m**
Grid 4 **M4** **29.31 dBV/m**	Grid 5 **M4** **33.37 dBV/m**	Grid 6 **M4** **33.36 dBV/m**
Grid 7 **M4** **29.04 dBV/m**	Grid 8 **M4** **32.94 dBV/m**	Grid 9 **M4** **32.87 dBV/m**

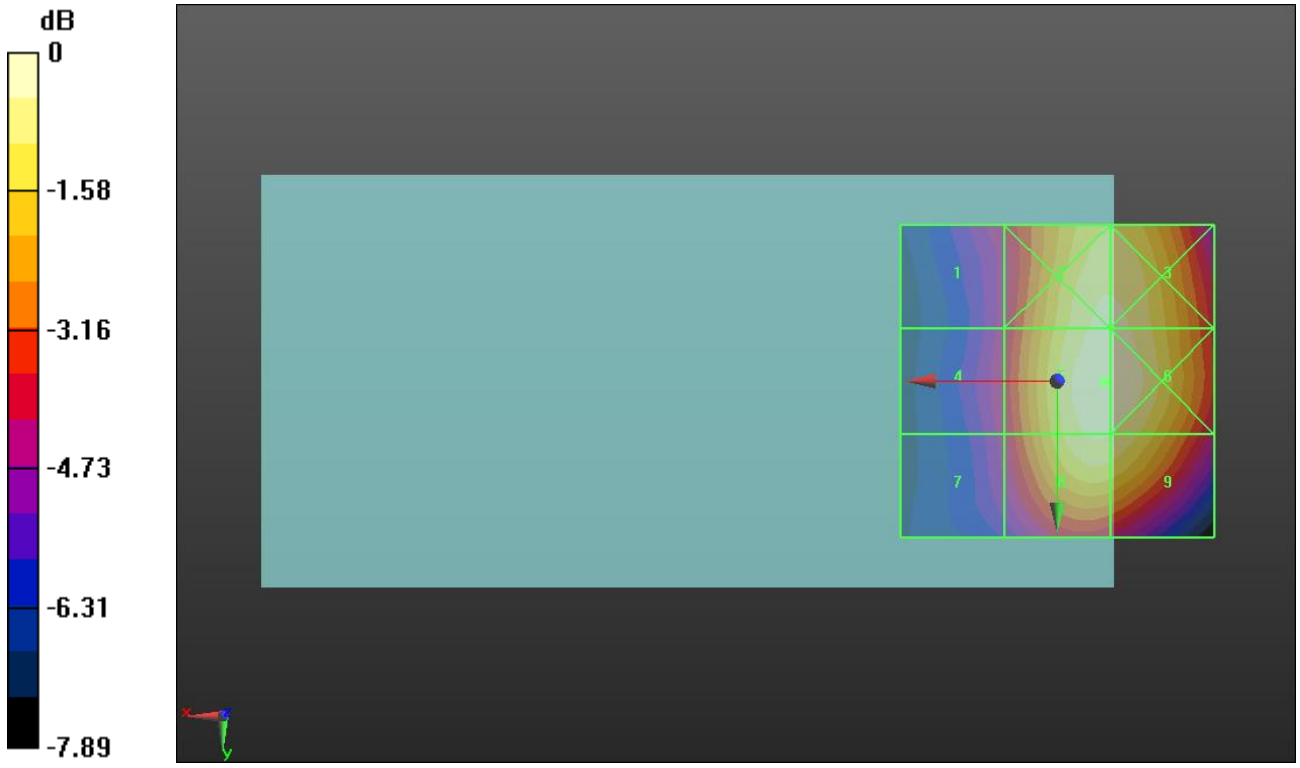

0 dB = 46.62 V/m = 33.37 dBV/m

CDMA2000 BC0 ANT 1

Communication System: UID 10295 - AAB, CDMA2000, RC1, SO3, 1/8th Rate 25 fr.; Frequency: 836.52 MHz; Duty Cycle: 1:17.746
Phantom section: RF Section
DASY5 Configuration:
- Probe: EF3DV3 - SN4041; ConvF(1, 1, 1) @ 836.52 MHz; Calibrated: 3/18/2020
- Sensor-Surface: (Fix Surface)
- Electronics: DAE4 Sn1357; Calibrated: 2/20/2020
- Phantom: HAC Test Arch with AMCC; Type: SD HAC P01 BB
- Measurement SW: DASY52, Version 52.10 (4);SEMCAD X Version 14.6.14 (7483)

CDMA2000 BC0 E-Field measurement/1xRTT, RC1, SO3, 1/8th Rate 25 fr. Ch. 384/Hearing Aid Compatibility Test (101x101x1): Interpolated grid: dx=0.5000 mm, dy=0.5000 mm

Device Reference Point: 0, 0, -6.3 mm
Reference Value = 51.20 V/m; Power Drift = -0.08 dB
Applied MIF = 3.26 dB
RF audio interference level = 32.99 dBV/m
Emission category: M4

MIF scaled E-field

Grid 1 **M4** **28.97 dBV/m**	Grid 2 **M4** **32.55 dBV/m**	Grid 3 **M4** **32.52 dBV/m**
Grid 4 **M4** **29.32 dBV/m**	Grid 5 **M4** **32.99 dBV/m**	Grid 6 **M4** **32.87 dBV/m**
Grid 7 **M4** **29.09 dBV/m**	Grid 8 **M4** **32.63 dBV/m**	Grid 9 **M4** **32.48 dBV/m**



0 dB = 44.61 V/m = 32.99 dBV/m

CDMA2000 BC0 ANT 1

Communication System: UID 10295 - AAB, CDMA2000, RC1, SO3, 1/8th Rate 25 fr.; Frequency: 848.31 MHz; Duty Cycle: 1:17.746
Phantom section: RF Section
DASY5 Configuration:
- Probe: EF3DV3 - SN4041; ConvF(1, 1, 1) @ 848.31 MHz; Calibrated: 3/18/2020
- Sensor-Surface: (Fix Surface)
- Electronics: DAE4 Sn1357; Calibrated: 2/20/2020
- Phantom: HAC Test Arch with AMCC; Type: SD HAC P01 BB
- Measurement SW: DASY52, Version 52.10 (4);SEMCAD X Version 14.6.14 (7483)

CDMA2000 BC0 E-Field measurement/1xRTT, RC1, SO3, 1/8th Rate 25 fr. Ch. 777/Hearing Aid Compatibility Test (101x101x1): Interpolated grid: dx=0.5000 mm, dy=0.5000 mm

Device Reference Point: 0, 0, -6.3 mm
Reference Value = 49.63 V/m; Power Drift = -0.06 dB
Applied MIF = 3.26 dB
RF audio interference level = 32.36 dBV/m
Emission category: M4

MIF scaled E-field

Grid 1 **M4** **28.85 dBV/m**	Grid 2 **M4** **31.84 dBV/m**	Grid 3 **M4** **31.76 dBV/m**
Grid 4 **M4** **29.33 dBV/m**	Grid 5 **M4** **32.36 dBV/m**	Grid 6 **M4** **32.23 dBV/m**
Grid 7 **M4** **29.17 dBV/m**	Grid 8 **M4** **32.17 dBV/m**	Grid 9 **M4** **31.89 dBV/m**



0 dB = 41.48 V/m = 32.36 dBV/m

CDMA2000 BC1 ANT 1

Communication System: UID 10295 - AAB, CDMA2000, RC1, SO3, 1/8th Rate 25 fr.; Frequency: 1851.25 MHz; Duty Cycle: 1:17.746
Phantom section: RF Section
DASY5 Configuration:
- Probe: EF3DV3 - SN4041; ConvF(1, 1, 1) @ 1851.25 MHz; Calibrated: 3/18/2020
- Sensor-Surface: (Fix Surface)
- Electronics: DAE4 Sn1357; Calibrated: 2/20/2020
- Phantom: HAC Test Arch with AMCC; Type: SD HAC P01 BB
- Measurement SW: DASY52, Version 52.10 (4);SEMCAD X Version 14.6.14 (7483)

CDMA2000 BC1 E-Field measurement/1xRTT, RC1, SO3, 1/8th Rate 25 fr. Ch. 25/Hearing Aid Compatibility Test (101x101x1): Interpolated grid: dx=0.5000 mm, dy=0.5000 mm

Device Reference Point: 0, 0, -6.3 mm
Reference Value = 14.73 V/m; Power Drift = 0.08 dB
Applied MIF = 3.26 dB
RF audio interference level = 25.15 dBV/m
Emission category: M4

MIF scaled E-field

Grid 1 **M4** **24.65 dBV/m**	Grid 2 **M4** **24 dBV/m**	Grid 3 **M4** **24 dBV/m**
Grid 4 **M4** **25.27 dBV/m**	Grid 5 **M4** **24.78 dBV/m**	Grid 6 **M4** **24.75 dBV/m**
Grid 7 **M4** **26.47 dBV/m**	Grid 8 **M4** **25.15 dBV/m**	Grid 9 **M4** **25.15 dBV/m**

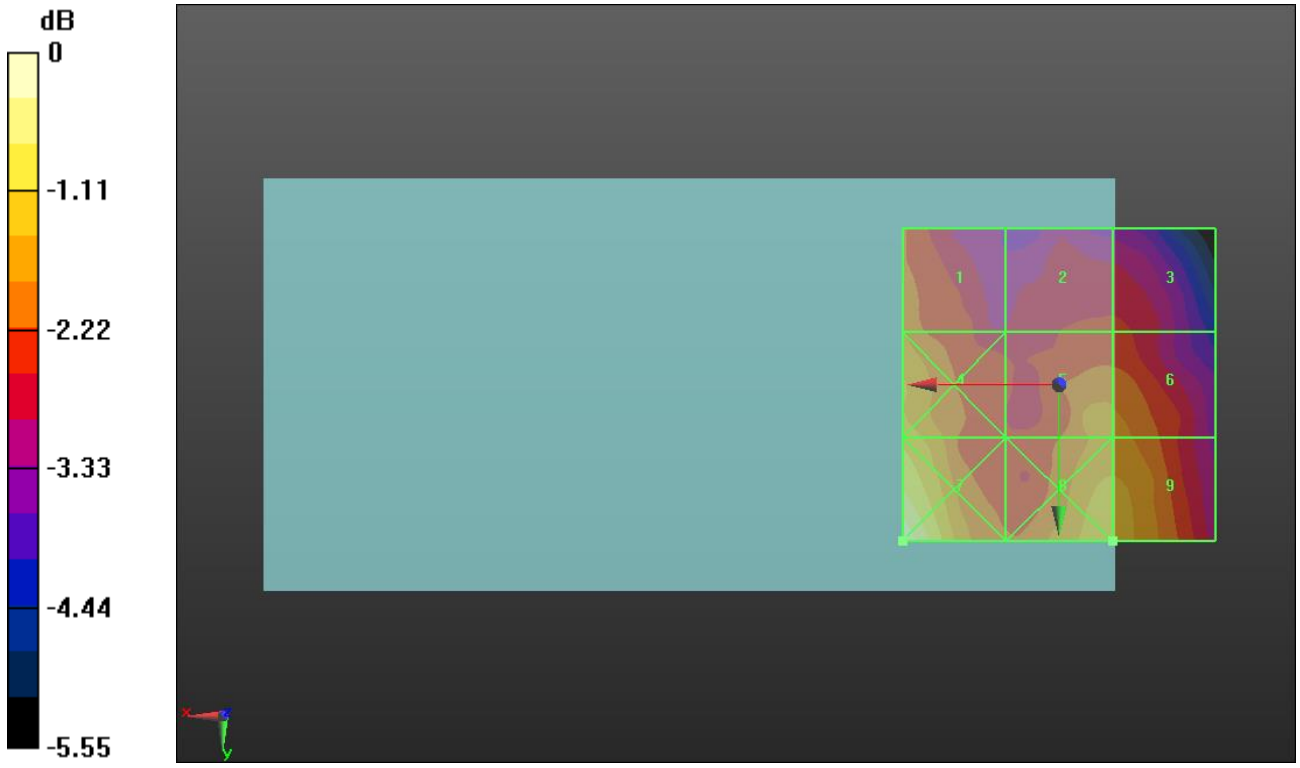

0 dB = 21.07 V/m = 26.47 dBV/m

CDMA2000 BC1 ANT 1

Communication System: UID 10295 - AAB, CDMA2000, RC1, SO3, 1/8th Rate 25 fr.; Frequency: 1880 MHz; Duty Cycle: 1:17.746
Phantom section: RF Section
DASY5 Configuration:
- Probe: EF3DV3 - SN4041; ConvF(1, 1, 1) @ 1880 MHz; Calibrated: 3/18/2020
- Sensor-Surface: (Fix Surface)
- Electronics: DAE4 Sn1357; Calibrated: 2/20/2020
- Phantom: HAC Test Arch with AMCC; Type: SD HAC P01 BB
- Measurement SW: DASY52, Version 52.10 (4);SEMCAD X Version 14.6.14 (7483)

CDMA2000 BC1 E-Field measurement/1xRTT, RC1, SO3, 1/8th Rate 25 fr. Ch. 600/Hearing Aid Compatibility Test (101x101x1): Interpolated grid: dx=0.5000 mm, dy=0.5000 mm

Device Reference Point: 0, 0, -6.3 mm
Reference Value = 15.58 V/m; Power Drift = -0.08 dB
Applied MIF = 3.26 dB
RF audio interference level = 24.79 dBV/m
Emission category: M4

MIF scaled E-field

Grid 1 **M4** **24.1 dBV/m**	Grid 2 **M4** **24.16 dBV/m**	Grid 3 **M4** **24.16 dBV/m**
Grid 4 **M4** **24.79 dBV/m**	Grid 5 **M4** **24.59 dBV/m**	Grid 6 **M4** **24.59 dBV/m**
Grid 7 **M4** **26.24 dBV/m**	Grid 8 **M4** **24.9 dBV/m**	Grid 9 **M4** **24.79 dBV/m**



0 dB = 20.50 V/m = 26.24 dBV/m

CDMA2000 BC1 ANT 1

Communication System: UID 10295 - AAB, CDMA2000, RC1, SO3, 1/8th Rate 25 fr.; Frequency: 1908.75 MHz; Duty Cycle: 1:17.746
Phantom section: RF Section
DASY5 Configuration:
- Probe: EF3DV3 - SN4041; ConvF(1, 1, 1) @ 1908.75 MHz; Calibrated: 3/18/2020
- Sensor-Surface: (Fix Surface)
- Electronics: DAE4 Sn1357; Calibrated: 2/20/2020
- Phantom: HAC Test Arch with AMCC; Type: SD HAC P01 BB
- Measurement SW: DASY52, Version 52.10 (4);SEMCAD X Version 14.6.14 (7483)

CDMA2000 BC1 E-Field measurement/1xRTT, RC1, SO3, 1/8th Rate 25 fr. Ch. 1175/Hearing Aid Compatibility Test (101x101x1): Interpolated grid: dx=0.5000 mm, dy=0.5000 mm

Device Reference Point: 0, 0, -6.3 mm
Reference Value = 13.68 V/m; Power Drift = 0.03 dB
Applied MIF = 3.26 dB
RF audio interference level = 23.88 dBV/m
Emission category: M4

MIF scaled E-field

Grid 1 **M4** **23.83 dBV/m**	Grid 2 **M4** **23.71 dBV/m**	Grid 3 **M4** **23.72 dBV/m**
Grid 4 **M4** **24.96 dBV/m**	Grid 5 **M4** **23.83 dBV/m**	Grid 6 **M4** **23.87 dBV/m**
Grid 7 **M4** **26.56 dBV/m**	Grid 8 **M4** **24.5 dBV/m**	Grid 9 **M4** **23.88 dBV/m**



0 dB = 21.27 V/m = 26.56 dBV/m

CDMA2000 BC10 ANT 1

Communication System: UID 10295 - AAB, CDMA2000, RC1, SO3, 1/8th Rate 25 fr.; Frequency: 817.9 MHz; Duty Cycle: 1:17.746
Phantom section: RF Section
DASY5 Configuration:
- Probe: EF3DV3 - SN4041; ConvF(1, 1, 1) @ 817.9 MHz; Calibrated: 3/18/2020
- Sensor-Surface: (Fix Surface)
- Electronics: DAE4 Sn1357; Calibrated: 2/20/2020
- Phantom: HAC Test Arch with AMCC; Type: SD HAC P01 BB
- Measurement SW: DASY52, Version 52.10 (4);SEMCAD X Version 14.6.14 (7483)

CDMA2000 BC10 E-Field measurement/1xRTT, RC1, SO3, 1/8th Rate 25 fr. Ch. 476/Hearing Aid Compatibility Test (101x101x1): Interpolated grid: dx=0.5000 mm, dy=0.5000 mm

Device Reference Point: 0, 0, -6.3 mm
Reference Value = 52.70 V/m; Power Drift = -0.11 dB
Applied MIF = 3.26 dB
RF audio interference level = 33.33 dBV/m
Emission category: M4

MIF scaled E-field

Grid 1 **M4** **29.16 dBV/m**	Grid 2 **M4** **32.96 dBV/m**	Grid 3 **M4** **32.95 dBV/m**
Grid 4 **M4** **29.27 dBV/m**	Grid 5 **M4** **33.33 dBV/m**	Grid 6 **M4** **33.33 dBV/m**
Grid 7 **M4** **28.9 dBV/m**	Grid 8 **M4** **32.9 dBV/m**	Grid 9 **M4** **32.82 dBV/m**



0 dB = 46.40 V/m = 33.33 dBV/m

CDMA2000 BC10 ANT 1

Communication System: UID 10295 - AAB, CDMA2000, RC1, SO3, 1/8th Rate 25 fr.; Frequency: 820.5 MHz; Duty Cycle: 1:17.746
Phantom section: RF Section
DASY5 Configuration:
- Probe: EF3DV3 - SN4041; ConvF(1, 1, 1) @ 820.5 MHz; Calibrated: 3/18/2020
- Sensor-Surface: (Fix Surface)
- Electronics: DAE4 Sn1357; Calibrated: 2/20/2020
- Phantom: HAC Test Arch with AMCC; Type: SD HAC P01 BB
- Measurement SW: DASY52, Version 52.10 (4);SEMCAD X Version 14.6.14 (7483)

CDMA2000 BC10 E-Field measurement/1xRTT, RC1, SO3, 1/8th Rate 25 fr. Ch. 580/Hearing Aid Compatibility Test (101x101x1): Interpolated grid: dx=0.5000 mm, dy=0.5000 mm

Device Reference Point: 0, 0, -6.3 mm
Reference Value = 53.04 V/m; Power Drift = -0.05 dB
Applied MIF = 3.26 dB
RF audio interference level = 33.28 dBV/m
Emission category: M4

MIF scaled E-field

Grid 1 **M4** **29.24 dBV/m**	Grid 2 **M4** **32.88 dBV/m**	Grid 3 **M4** **32.85 dBV/m**
Grid 4 **M4** **29.44 dBV/m**	Grid 5 **M4** **33.28 dBV/m**	Grid 6 **M4** **33.19 dBV/m**
Grid 7 **M4** **29.16 dBV/m**	Grid 8 **M4** **32.97 dBV/m**	Grid 9 **M4** **32.84 dBV/m**



0 dB = 46.13 V/m = 33.28 dBV/m

CDMA2000 BC10 ANT 1

Communication System: UID 10295 - AAB, CDMA2000, RC1, SO3, 1/8th Rate 25 fr.; Frequency: 823.1 MHz; Duty Cycle: 1:17.746
Phantom section: RF Section
DASY5 Configuration:
- Probe: EF3DV3 - SN4041; ConvF(1, 1, 1) @ 823.1 MHz; Calibrated: 3/18/2020
- Sensor-Surface: (Fix Surface)
- Electronics: DAE4 Sn1357; Calibrated: 2/20/2020
- Phantom: HAC Test Arch with AMCC; Type: SD HAC P01 BB
- Measurement SW: DASY52, Version 52.10 (4);SEMCAD X Version 14.6.14 (7483)

CDMA2000 BC10 E-Field measurement/1xRTT, RC1, SO3, 1/8th Rate 25 fr. Ch. 684/Hearing Aid Compatibility Test (101x101x1): Interpolated grid: dx=0.5000 mm, dy=0.5000 mm

Device Reference Point: 0, 0, -6.3 mm
Reference Value = 51.90 V/m; Power Drift = 0.00 dB
Applied MIF = 3.26 dB
RF audio interference level = 33.31 dBV/m
Emission category: M4

MIF scaled E-field

Grid 1 **M4** **29.13 dBV/m**	Grid 2 **M4** **32.94 dBV/m**	Grid 3 **M4** **32.93 dBV/m**
Grid 4 **M4** **29.29 dBV/m**	Grid 5 **M4** **33.31 dBV/m**	Grid 6 **M4** **33.3 dBV/m**
Grid 7 **M4** **28.99 dBV/m**	Grid 8 **M4** **32.93 dBV/m**	Grid 9 **M4** **32.87 dBV/m**



0 dB = 46.31 V/m = 33.31 dBV/m

LTE Band 41 ANT 1

Communication System: UID 10173 - CAG, LTE-TDD (SC-FDMA, 1 RB, 20 MHz, 16-QAM); Frequency: 2506 MHz; Duty Cycle: 1:8.87156
Phantom section: RF Section
DASY5 Configuration:
- Probe: EF3DV3 - SN4041; ConvF(1, 1, 1) @ 2506 MHz; Calibrated: 3/18/2020
- Sensor-Surface: (Fix Surface)
- Electronics: DAE4 Sn1357; Calibrated: 2/20/2020
- Phantom: HAC Test Arch with AMCC; Type: SD HAC P01 BB
- Measurement SW: DASY52, Version 52.10 (4);SEMCAD X Version 14.6.14 (7483)

LTE Band 41 ANT 1 E-Field measurement/SC-FDMA 1RB 20 MHz 16QAM Ch. 39750/Hearing Aid Compatibility Test (101x101x1): Interpolated grid: dx=0.5000 mm, dy=0.5000 mm

Device Reference Point: 0, 0, -6.3 mm
Reference Value = 20.43 V/m; Power Drift = -0.18 dB
Applied MIF = -1.44 dB
RF audio interference level = 23.22 dBV/m
Emission category: M4

MIF scaled E-field

Grid 1 **M4** **22.19 dBV/m**	Grid 2 **M4** **22.64 dBV/m**	Grid 3 **M4** **22.81 dBV/m**
Grid 4 **M4** **22.29 dBV/m**	Grid 5 **M4** **23.21 dBV/m**	Grid 6 **M4** **23.22 dBV/m**
Grid 7 **M4** **24.94 dBV/m**	Grid 8 **M4** **25.09 dBV/m**	Grid 9 **M4** **24.61 dBV/m**

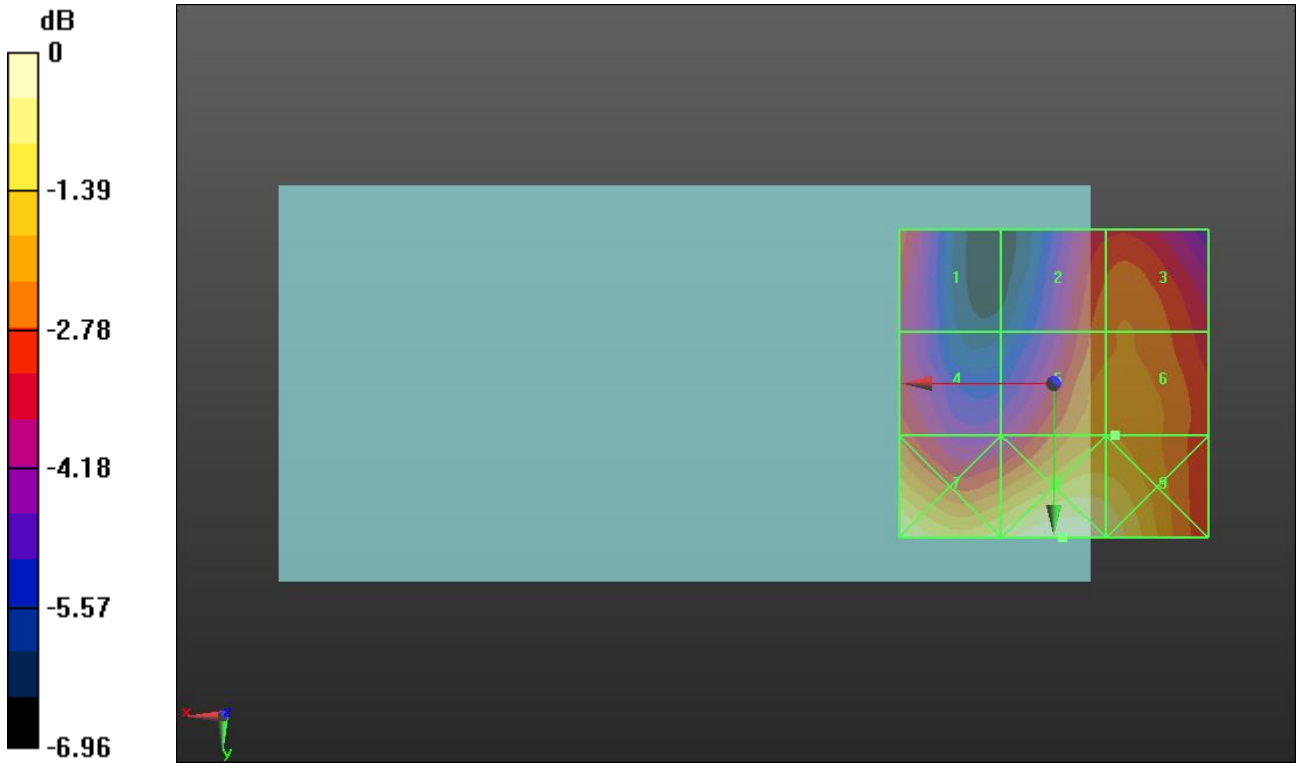

0 dB = 17.96 V/m = 25.09 dBV/m

LTE Band 41 ANT 1

Communication System: UID 10173 - CAG, LTE-TDD (SC-FDMA, 1 RB, 20 MHz, 16-QAM); Frequency: 2549.5 MHz; Duty Cycle: 1:8.87156
Phantom section: RF Section
DASY5 Configuration:
- Probe: EF3DV3 - SN4041; ConvF(1, 1, 1) @ 2549.5 MHz; Calibrated: 3/18/2020
- Sensor-Surface: (Fix Surface)
- Electronics: DAE4 Sn1357; Calibrated: 2/20/2020
- Phantom: HAC Test Arch with AMCC; Type: SD HAC P01 BB
- Measurement SW: DASY52, Version 52.10 (4);SEMCAD X Version 14.6.14 (7483)

LTE Band 41 ANT 1 E-Field measurement/SC-FDMA 1RB 20 MHz 16QAM Ch. 40185/Hearing Aid Compatibility Test (101x101x1): Interpolated grid: dx=0.5000 mm, dy=0.5000 mm

Device Reference Point: 0, 0, -6.3 mm
Reference Value = 18.18 V/m; Power Drift = -0.07 dB
Applied MIF = -1.44 dB
RF audio interference level = 23.18 dBV/m
Emission category: M4

MIF scaled E-field

Grid 1 **M4** **23.18 dBV/m**	Grid 2 **M4** **21.43 dBV/m**	Grid 3 **M4** **21.74 dBV/m**
Grid 4 **M4** **22.96 dBV/m**	Grid 5 **M4** **22.75 dBV/m**	Grid 6 **M4** **22.78 dBV/m**
Grid 7 **M4** **24.91 dBV/m**	Grid 8 **M4** **24.4 dBV/m**	Grid 9 **M4** **24 dBV/m**

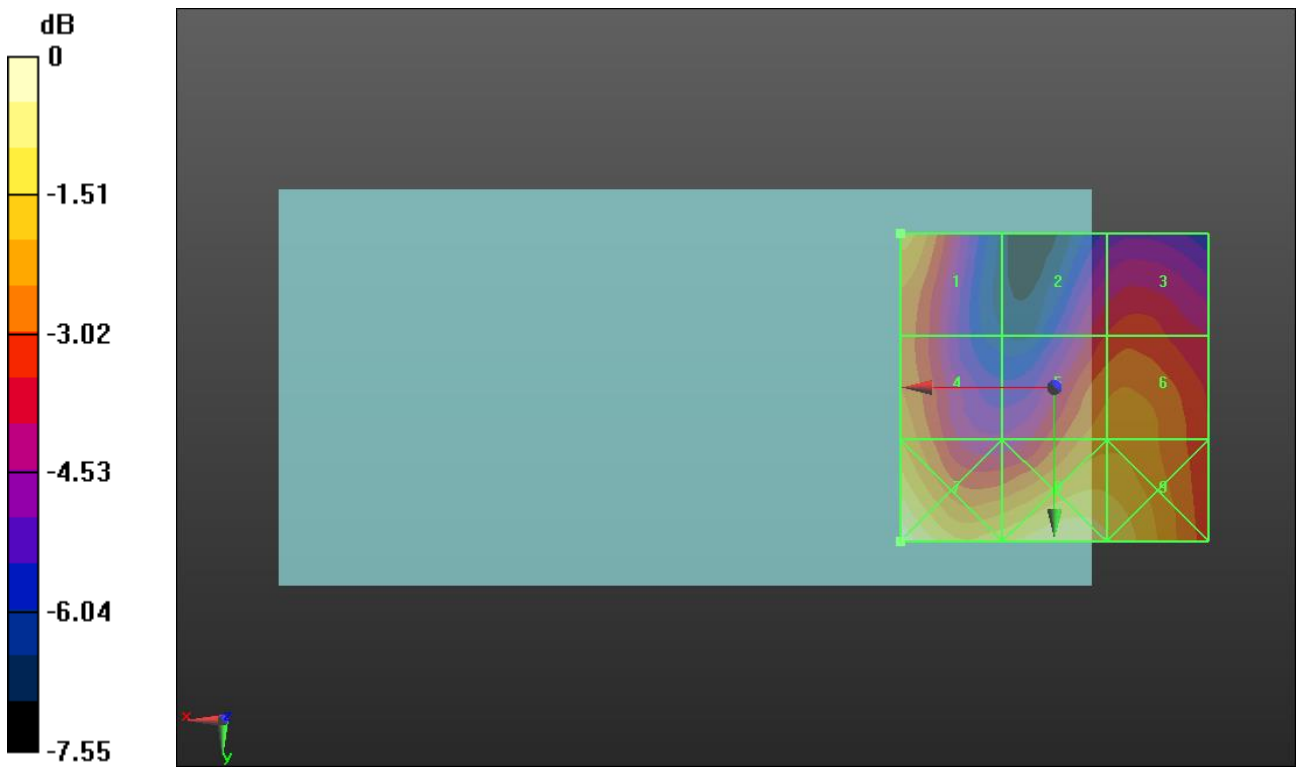

0 dB = 17.60 V/m = 24.91 dBV/m

LTE Band 41 ANT 1

Communication System: UID 10173 - CAG, LTE-TDD (SC-FDMA, 1 RB, 20 MHz, 16-QAM); Frequency: 2593 MHz; Duty Cycle: 1:8.87156
Phantom section: RF Section
DASY5 Configuration:
- Probe: EF3DV3 - SN4041; ConvF(1, 1, 1) @ 2593 MHz; Calibrated: 3/18/2020
- Sensor-Surface: (Fix Surface)
- Electronics: DAE4 Sn1357; Calibrated: 2/20/2020
- Phantom: HAC Test Arch with AMCC; Type: SD HAC P01 BB
- Measurement SW: DASY52, Version 52.10 (4);SEMCAD X Version 14.6.14 (7483)

LTE Band 41 ANT 1 E-Field measurement/SC-FDMA 1RB 20 MHz 16QAM Ch. 40620/Hearing Aid Compatibility Test (101x101x1): Interpolated grid: dx=0.5000 mm, dy=0.5000 mm

Device Reference Point: 0, 0, -6.3 mm
Reference Value = 18.72 V/m; Power Drift = 0.02 dB
Applied MIF = -1.44 dB
RF audio interference level = 22.74 dBV/m
Emission category: M4

MIF scaled E-field

Grid 1 **M4** **21.76 dBV/m**	Grid 2 **M4** **21.67 dBV/m**	Grid 3 **M4** **21.8 dBV/m**
Grid 4 **M4** **22.42 dBV/m**	Grid 5 **M4** **22.73 dBV/m**	Grid 6 **M4** **22.74 dBV/m**
Grid 7 **M4** **24.95 dBV/m**	Grid 8 **M4** **24.29 dBV/m**	Grid 9 **M4** **24.05 dBV/m**

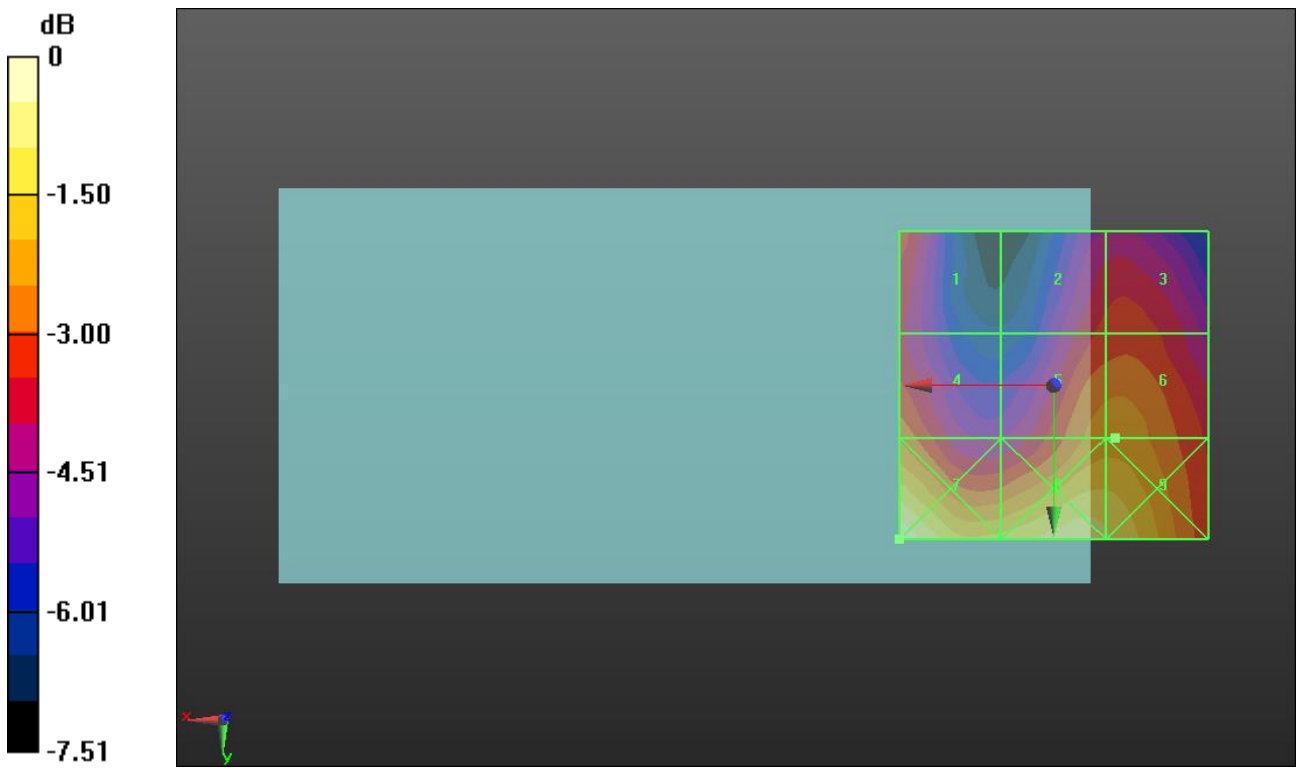

0 dB = 17.69 V/m = 24.95 dBV/m

LTE Band 41 ANT 1

Communication System: UID 10173 - CAG, LTE-TDD (SC-FDMA, 1 RB, 20 MHz, 16-QAM); Frequency: 2636.5 MHz; Duty Cycle: 1:8.87156
Phantom section: RF Section
DASY5 Configuration:
- Probe: EF3DV3 - SN4041; ConvF(1, 1, 1) @ 2636.5 MHz; Calibrated: 3/18/2020
- Sensor-Surface: (Fix Surface)
- Electronics: DAE4 Sn1357; Calibrated: 2/20/2020
- Phantom: HAC Test Arch with AMCC; Type: SD HAC P01 BB
- Measurement SW: DASY52, Version 52.10 (4);SEMCAD X Version 14.6.14 (7483)

LTE Band 41 ANT 1 E-Field measurement/SC-FDMA 1RB 20 MHz 16QAM Ch. 41055/Hearing Aid Compatibility Test (101x101x1): Interpolated grid: dx=0.5000 mm, dy=0.5000 mm

Device Reference Point: 0, 0, -6.3 mm
Reference Value = 16.82 V/m; Power Drift = -0.00 dB
Applied MIF = -1.44 dB
RF audio interference level = 22.53 dBV/m
Emission category: M4

MIF scaled E-field

Grid 1 **M4** **20.72 dBV/m**	Grid 2 **M4** **21.16 dBV/m**	Grid 3 **M4** **21.31 dBV/m**
Grid 4 **M4** **22.07 dBV/m**	Grid 5 **M4** **22.44 dBV/m**	Grid 6 **M4** **22.53 dBV/m**
Grid 7 **M4** **24.73 dBV/m**	Grid 8 **M4** **23.87 dBV/m**	Grid 9 **M4** **23.78 dBV/m**

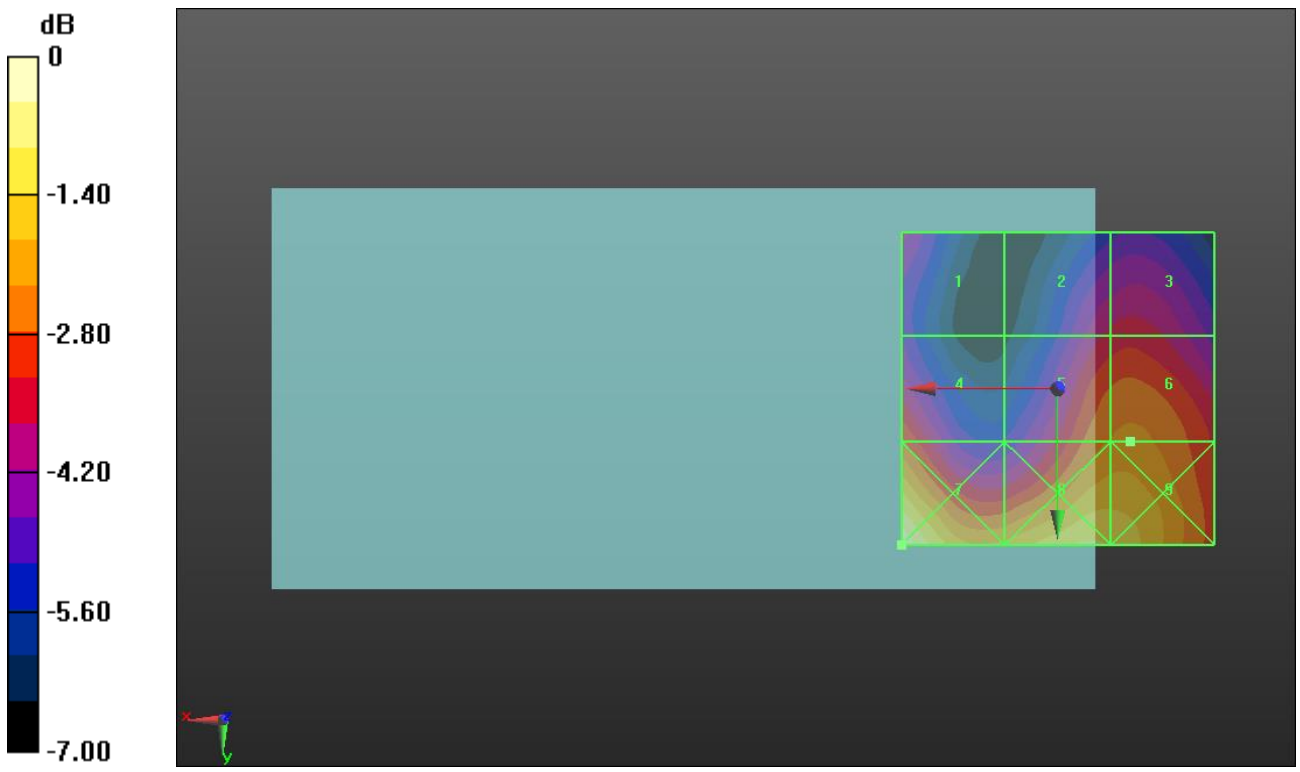

0 dB = 17.23 V/m = 24.73 dBV/m

LTE Band 41 ANT 1

Communication System: UID 10173 - CAG, LTE-TDD (SC-FDMA, 1 RB, 20 MHz, 16-QAM); Frequency: 2680 MHz; Duty Cycle: 1:8.87156
Phantom section: RF Section
DASY5 Configuration:
- Probe: EF3DV3 - SN4041; ConvF(1, 1, 1) @ 2680 MHz; Calibrated: 3/18/2020
- Sensor-Surface: (Fix Surface)
- Electronics: DAE4 Sn1357; Calibrated: 2/20/2020
- Phantom: HAC Test Arch with AMCC; Type: SD HAC P01 BB
- Measurement SW: DASY52, Version 52.10 (4);SEMCAD X Version 14.6.14 (7483)

LTE Band 41 ANT 1 E-Field measurement/SC-FDMA 1RB 20 MHz 16QAM Ch. 41490/Hearing Aid Compatibility Test (101x101x1): Interpolated grid: dx=0.5000 mm, dy=0.5000 mm

Device Reference Point: 0, 0, -6.3 mm
Reference Value = 12.69 V/m; Power Drift = -0.13 dB
Applied MIF = -1.44 dB
RF audio interference level = 21.21 dBV/m
Emission category: M4

MIF scaled E-field

Grid 1 **M4** **20.58 dBV/m**	Grid 2 **M4** **18.67 dBV/m**	Grid 3 **M4** **19.26 dBV/m**
Grid 4 **M4** **21.21 dBV/m**	Grid 5 **M4** **20.47 dBV/m**	Grid 6 **M4** **20.48 dBV/m**
Grid 7 **M4** **23.01 dBV/m**	Grid 8 **M4** **22.95 dBV/m**	Grid 9 **M4** **22.72 dBV/m**

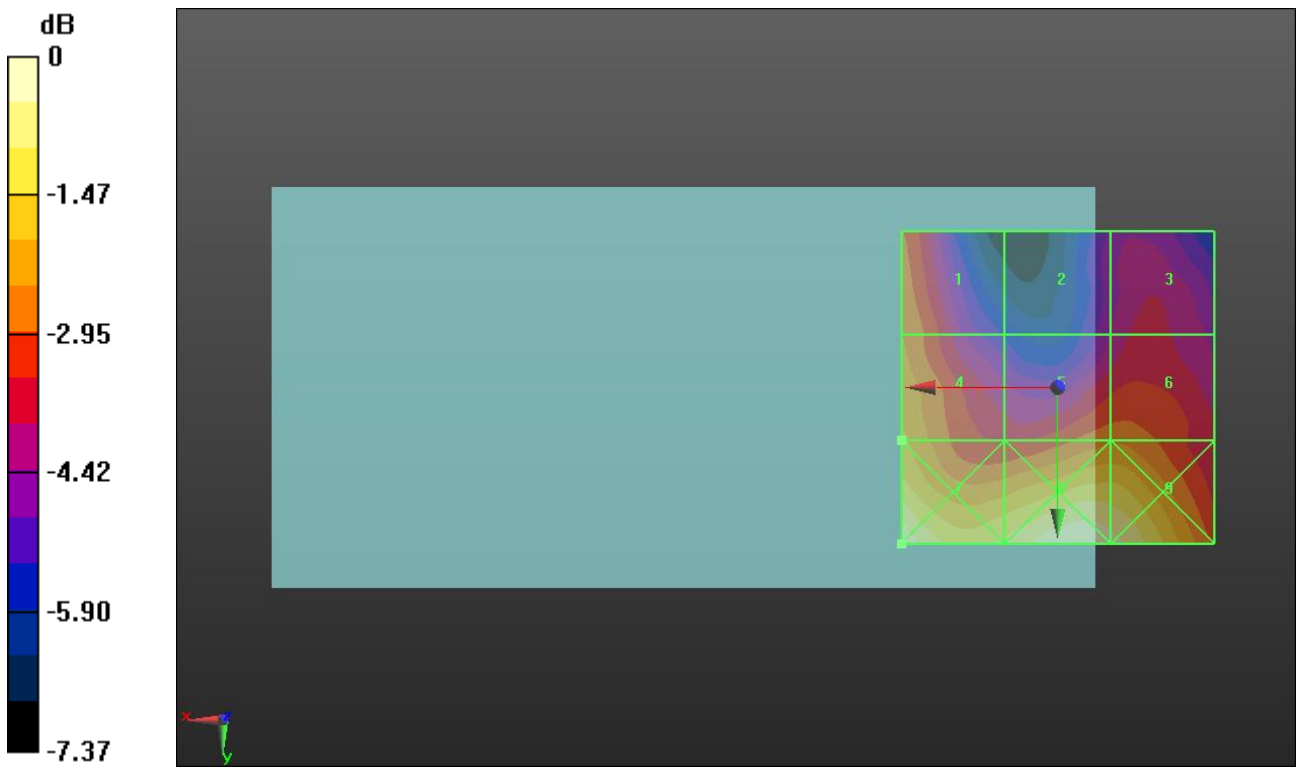

0 dB = 14.14 V/m = 23.01 dBV/m

LTE Band 41 PC2 ANT 1

Communication System: UID 10173 - CAG, LTE-TDD (SC-FDMA, 1 RB, 20 MHz, 16-QAM); Frequency: 2506 MHz; Duty Cycle: 1:8.87156
Phantom section: RF Section
DASY5 Configuration:
- Probe: EF3DV3 - SN4041; ConvF(1, 1, 1) @ 2506 MHz; Calibrated: 3/18/2020
- Sensor-Surface: (Fix Surface)
- Electronics: DAE4 Sn1357; Calibrated: 2/20/2020
- Phantom: HAC Test Arch with AMCC; Type: SD HAC P01 BB
- Measurement SW: DASY52, Version 52.10 (4);SEMCAD X Version 14.6.14 (7483)

LTE Band 41 E-Field measurement/SC-FDMA 1RB 20 MHz 16QAM Ch. 39750/Hearing Aid Compatibility Test (101x101x1): Interpolated grid: dx=0.5000 mm, dy=0.5000 mm

Device Reference Point: 0, 0, -6.3 mm
Reference Value = 26.96 V/m; Power Drift = -0.07 dB
Applied MIF = -1.44 dB
RF audio interference level = 25.96 dBV/m
Emission category: M4

MIF scaled E-field

Grid 1 **M4** **25.77 dBV/m**	Grid 2 **M4** **25.49 dBV/m**	Grid 3 **M4** **25.66 dBV/m**
Grid 4 **M4** **24.46 dBV/m**	Grid 5 **M4** **25.91 dBV/m**	Grid 6 **M4** **25.96 dBV/m**
Grid 7 **M4** **27.18 dBV/m**	Grid 8 **M4** **27.09 dBV/m**	Grid 9 **M4** **26.59 dBV/m**

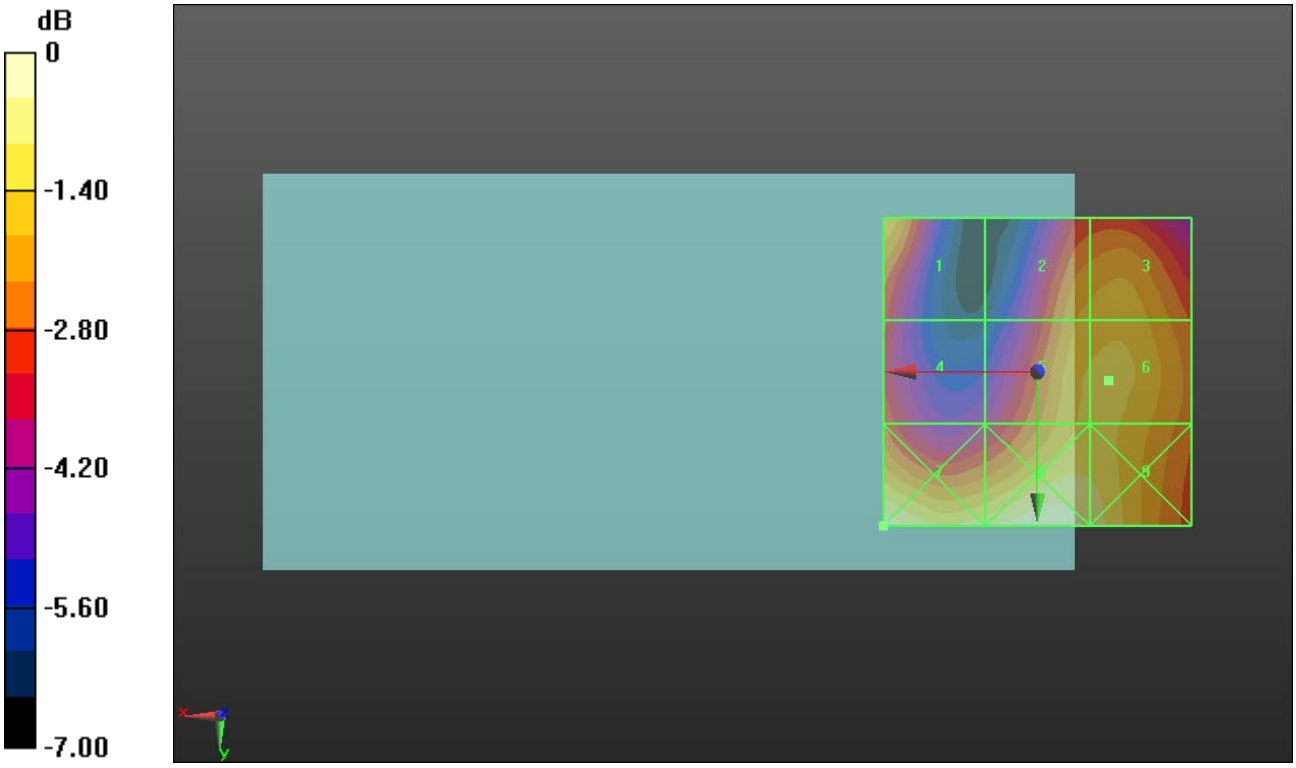

0 dB = 22.86 V/m = 27.18 dBV/m

LTE Band 41 PC2 ANT 1

Communication System: UID 10173 - CAG, LTE-TDD (SC-FDMA, 1 RB, 20 MHz, 16-QAM); Frequency: 2549.5 MHz; Duty Cycle: 1:8.87156
Phantom section: RF Section
DASY5 Configuration:
- Probe: EF3DV3 - SN4041; ConvF(1, 1, 1) @ 2549.5 MHz; Calibrated: 3/18/2020
- Sensor-Surface: (Fix Surface)
- Electronics: DAE4 Sn1357; Calibrated: 2/20/2020
- Phantom: HAC Test Arch with AMCC; Type: SD HAC P01 BB
- Measurement SW: DASY52, Version 52.10 (4);SEMCAD X Version 14.6.14 (7483)

LTE Band 41 E-Field measurement/SC-FDMA 1RB 20 MHz 16QAM Ch. 40185/Hearing Aid Compatibility Test (101x101x1): Interpolated grid: dx=0.5000 mm, dy=0.5000 mm

Device Reference Point: 0, 0, -6.3 mm
Reference Value = 23.38 V/m; Power Drift = 0.07 dB
Applied MIF = -1.44 dB
RF audio interference level = 25.93 dBV/m

Emission category: M4

MIF scaled E-field

Grid 1 **M4** **25.93 dBV/m**	Grid 2 **M4** **24.31 dBV/m**	Grid 3 **M4** **24.47 dBV/m**
Grid 4 **M4** **24.01 dBV/m**	Grid 5 **M4** **25.31 dBV/m**	Grid 6 **M4** **25.32 dBV/m**
Grid 7 **M4** **26.77 dBV/m**	Grid 8 **M4** **27.17 dBV/m**	Grid 9 **M4** **26.78 dBV/m**

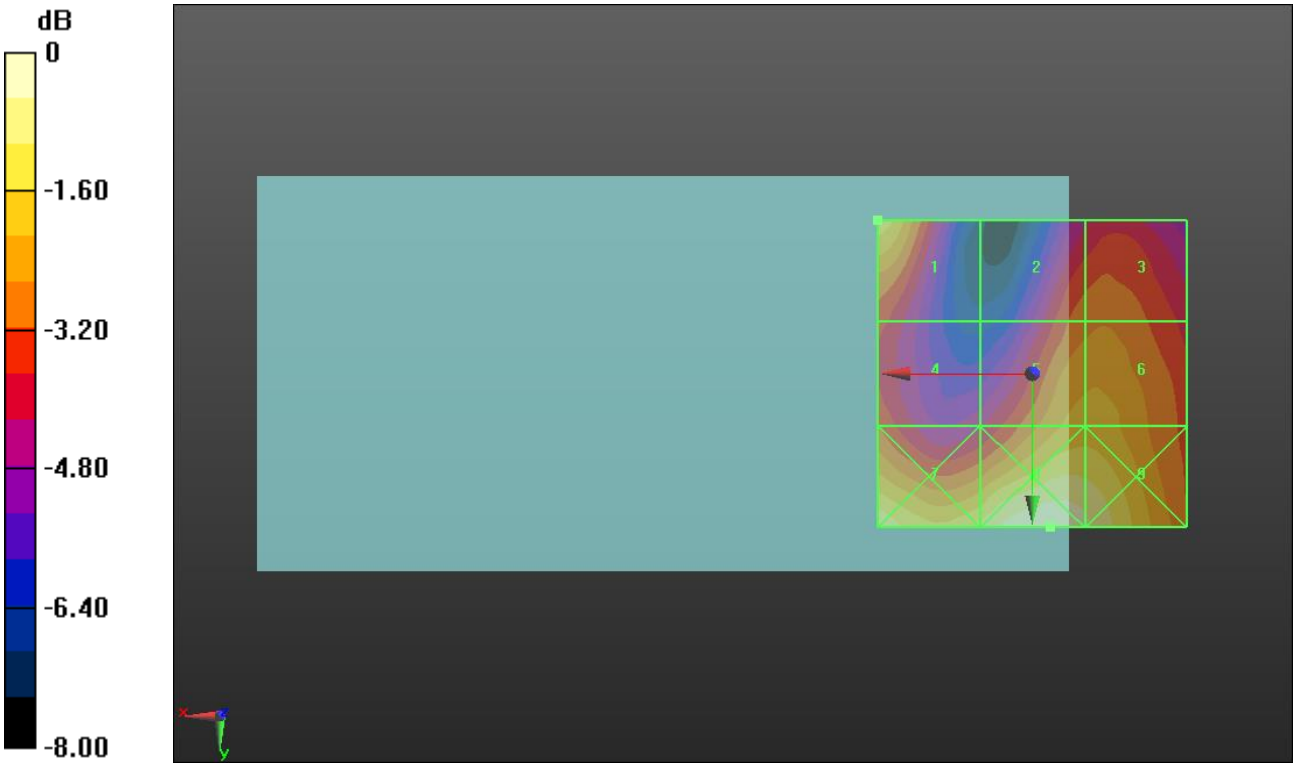

0 dB = 22.83 V/m = 27.17 dBV/m

LTE Band 41 PC2 ANT 1

Communication System: UID 10173 - CAG, LTE-TDD (SC-FDMA, 1 RB, 20 MHz, 16-QAM); Frequency: 2593 MHz; Duty Cycle: 1:8.87156
Phantom section: RF Section
DASY5 Configuration:
- Probe: EF3DV3 - SN4041; ConvF(1, 1, 1) @ 2593 MHz; Calibrated: 3/18/2020
- Sensor-Surface: (Fix Surface)
- Electronics: DAE4 Sn1357; Calibrated: 2/20/2020
- Phantom: HAC Test Arch with AMCC; Type: SD HAC P01 BB
- Measurement SW: DASY52, Version 52.10 (4);SEMCAD X Version 14.6.14 (7483)

LTE Band 41 E-Field measurement/SC-FDMA 1RB 20 MHz 16QAM Ch. 40620/Hearing Aid Compatibility Test (101x101x1): Interpolated grid: dx=0.5000 mm, dy=0.5000 mm

Device Reference Point: 0, 0, -6.3 mm
Reference Value = 23.39 V/m; Power Drift = 0.18 dB
Applied MIF = -1.44 dB
RF audio interference level = 25.48 dBV/m
Emission category: M4

MIF scaled E-field

Grid 1 **M4** **24.64 dBV/m**	Grid 2 **M4** **23.94 dBV/m**	Grid 3 **M4** **24.01 dBV/m**
Grid 4 **M4** **23.66 dBV/m**	Grid 5 **M4** **25.47 dBV/m**	Grid 6 **M4** **25.48 dBV/m**
Grid 7 **M4** **26.77 dBV/m**	Grid 8 **M4** **27.3 dBV/m**	Grid 9 **M4** **27.06 dBV/m**

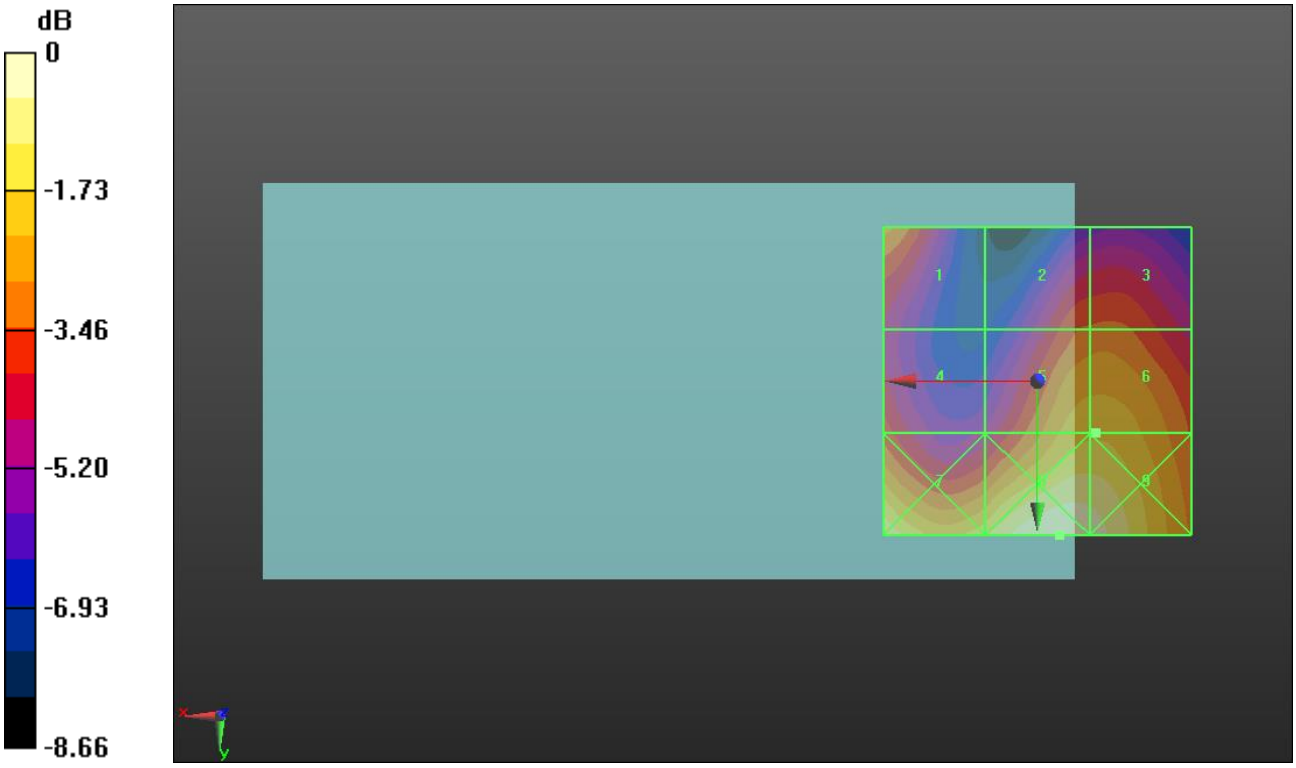

0 dB = 23.18 V/m = 27.30 dBV/m

LTE Band 41 PC2 ANT 1

Communication System: UID 10173 - CAG, LTE-TDD (SC-FDMA, 1 RB, 20 MHz, 16-QAM); Frequency: 2636.5 MHz; Duty Cycle: 1:8.87156
Phantom section: RF Section
DASY5 Configuration:
- Probe: EF3DV3 - SN4041; ConvF(1, 1, 1) @ 2636.5 MHz; Calibrated: 3/18/2020
- Sensor-Surface: (Fix Surface)
- Electronics: DAE4 Sn1357; Calibrated: 2/20/2020
- Phantom: HAC Test Arch with AMCC; Type: SD HAC P01 BB
- Measurement SW: DASY52, Version 52.10 (4);SEMCAD X Version 14.6.14 (7483)

LTE Band 41 E-Field measurement/SC-FDMA 1RB 20 MHz 16QAM Ch. 41055/Hearing Aid Compatibility Test (101x101x1): Interpolated grid: dx=0.5000 mm, dy=0.5000 mm

Device Reference Point: 0, 0, -6.3 mm
Reference Value = 16.46 V/m; Power Drift = 0.09 dB
Applied MIF = -1.44 dB
RF audio interference level = 23.65 dBV/m

Emission category: M4

MIF scaled E-field

Grid 1 **M4** **22.21 dBV/m**	Grid 2 **M4** **22.48 dBV/m**	Grid 3 **M4** **22.66 dBV/m**
Grid 4 **M4** **23.65 dBV/m**	Grid 5 **M4** **23.3 dBV/m**	Grid 6 **M4** **23.53 dBV/m**
Grid 7 **M4** **26.12 dBV/m**	Grid 8 **M4** **25.26 dBV/m**	Grid 9 **M4** **25.12 dBV/m**

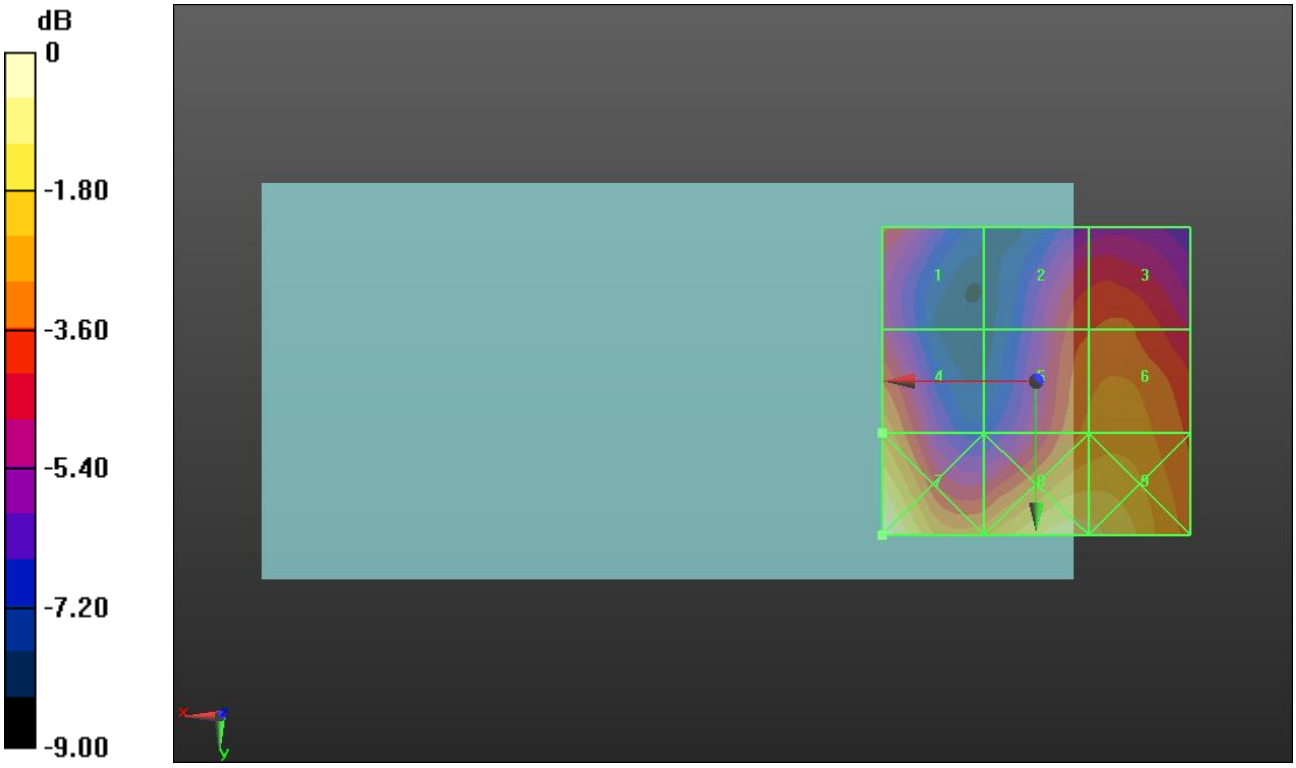

0 dB = 20.23 V/m = 26.12 dBV/m

LTE Band 41 PC2 ANT 1

Communication System: UID 10173 - CAG, LTE-TDD (SC-FDMA, 1 RB, 20 MHz, 16-QAM); Frequency: 2680 MHz; Duty Cycle: 1:8.87156
Phantom section: RF Section
DASY5 Configuration:
- Probe: EF3DV3 - SN4041; ConvF(1, 1, 1) @ 2680 MHz; Calibrated: 3/18/2020
- Sensor-Surface: (Fix Surface)
- Electronics: DAE4 Sn1357; Calibrated: 2/20/2020
- Phantom: HAC Test Arch with AMCC; Type: SD HAC P01 BB
- Measurement SW: DASY52, Version 52.10 (4);SEMCAD X Version 14.6.14 (7483)

LTE Band 41 E-Field measurement/SC-FDMA 1RB 20 MHz 16QAM Ch. 41490/Hearing Aid Compatibility Test (101x101x1): Interpolated grid: dx=0.5000 mm, dy=0.5000 mm

Device Reference Point: 0, 0, -6.3 mm
Reference Value = 14.36 V/m; Power Drift = 0.10 dB
Applied MIF = -1.44 dB
RF audio interference level = 23.92 dBV/m
Emission category: M4

MIF scaled E-field

Grid 1 **M4** **22.86 dBV/m**	Grid 2 **M4** **21.05 dBV/m**	Grid 3 **M4** **21.84 dBV/m**
Grid 4 **M4** **23.92 dBV/m**	Grid 5 **M4** **22.8 dBV/m**	Grid 6 **M4** **22.99 dBV/m**
Grid 7 **M4** **26.15 dBV/m**	Grid 8 **M4** **25.26 dBV/m**	Grid 9 **M4** **25.24 dBV/m**

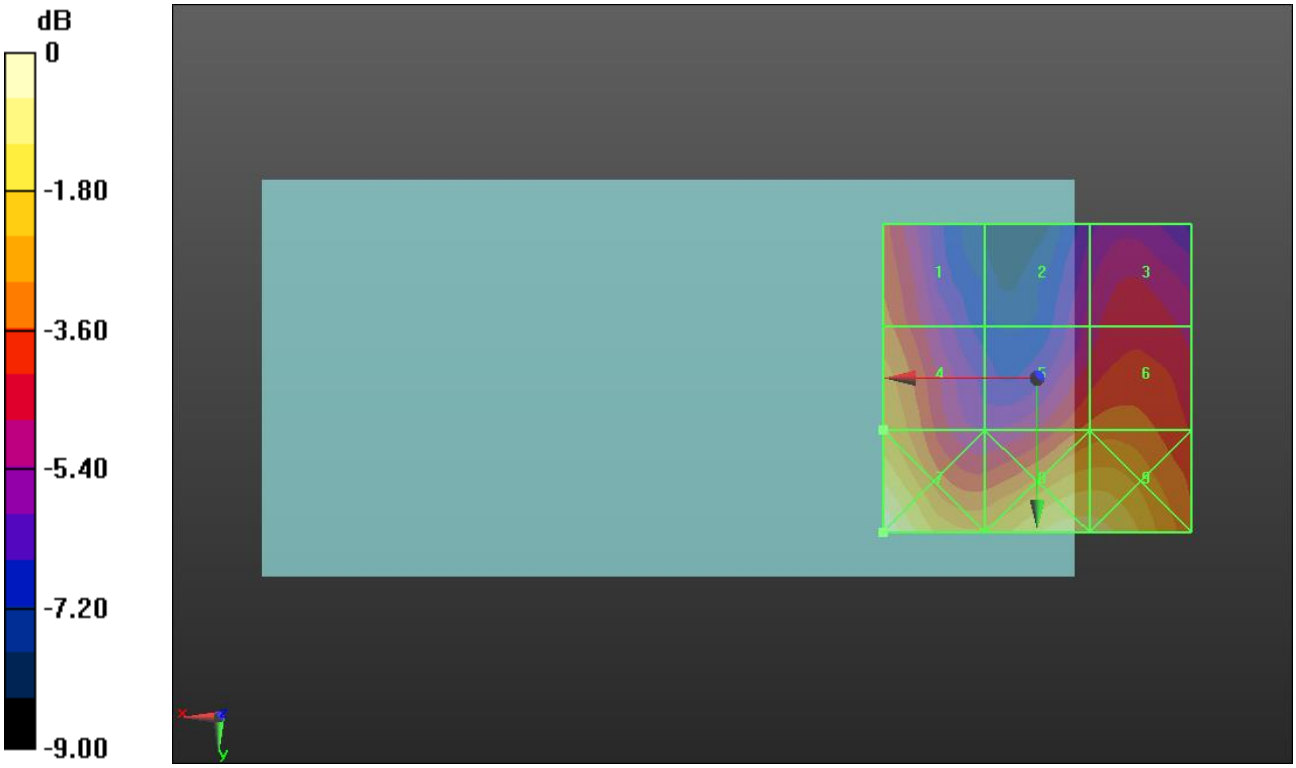

0 dB = 20.31 V/m = 26.15 dBV/m

GSM850 ANT 2

Communication System: UID 10021 - DAC, GSM-FDD (TDMA, GMSK); Frequency: 824.2 MHz; Duty Cycle: 1:8.69961
Phantom section: RF Section
DASY5 Configuration:
- Probe: EF3DV3 - SN4041; ConvF(1, 1, 1) @ 824.2 MHz; Calibrated: 3/18/2020
- Sensor-Surface: (Fix Surface)
- Electronics: DAE4 Sn1357; Calibrated: 2/20/2020
- Phantom: HAC Test Arch with AMCC; Type: SD HAC P01 BB
- Measurement SW: DASY52, Version 52.10 (4);SEMCAD X Version 14.6.14 (7483)

GSM850 ANT 2 E-Field measurement/Voice_ch 128/Hearing Aid Compatibility Test (101x101x1): Interpolated grid: dx=0.5000 mm, dy=0.5000 mm

Device Reference Point: 0, 0, -6.3 mm
Reference Value = 117.6 V/m; Power Drift = -0.08 dB
Applied MIF = 3.63 dB
RF audio interference level = 41.02 dBV/m
Emission category: M3

MIF scaled E-field

Grid 1 **M4** **36.65 dBV/m**	Grid 2 **M3** **40.72 dBV/m**	Grid 3 **M3** **40.71 dBV/m**
Grid 4 **M4** **36.49 dBV/m**	Grid 5 **M3** **41.02 dBV/m**	Grid 6 **M3** **41.02 dBV/m**
Grid 7 **M4** **36.17 dBV/m**	Grid 8 **M3** **40.59 dBV/m**	Grid 9 **M3** **40.54 dBV/m**

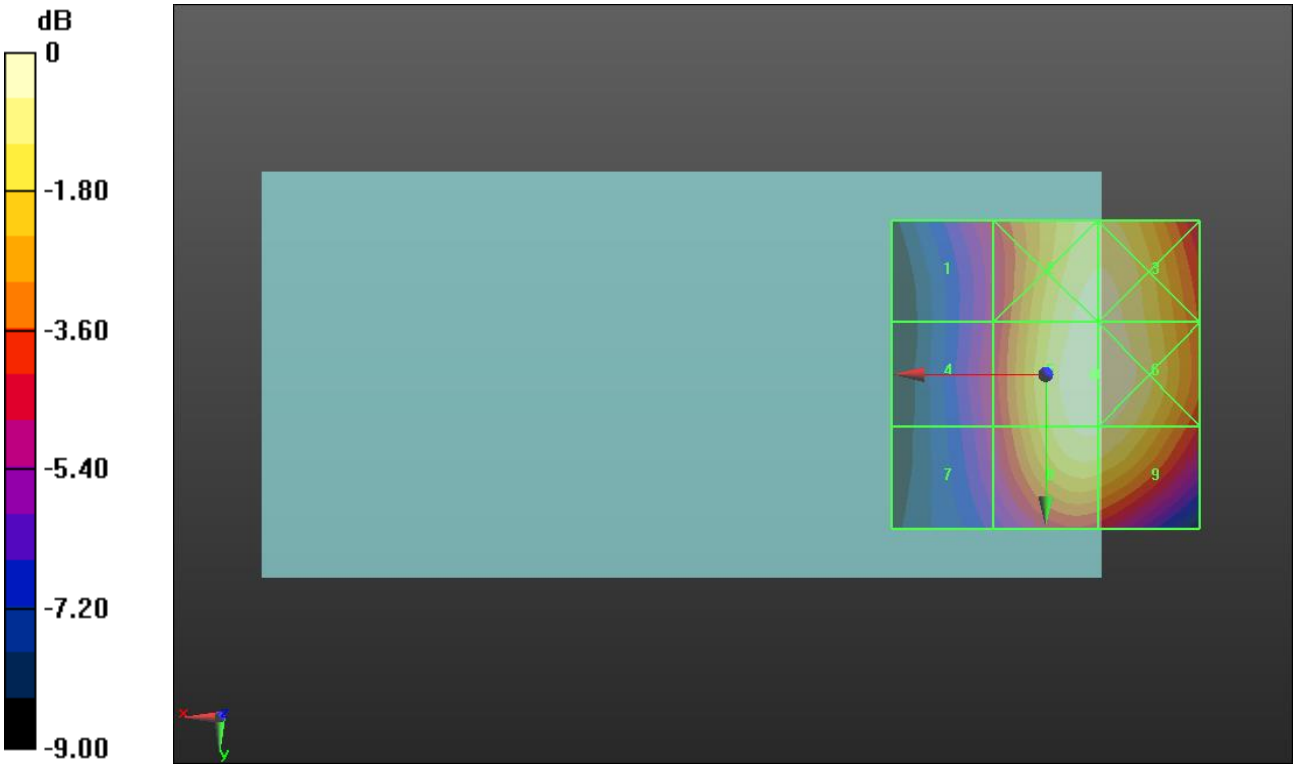

0 dB = 112.5 V/m = 41.02 dBV/m

GSM850 ANT 2

Communication System: UID 10021 - DAC, GSM-FDD (TDMA, GMSK); Frequency: 836.6 MHz; Duty Cycle: 1:8.69961
Phantom section: RF Section
DASY5 Configuration:
- Probe: EF3DV3 - SN4041; ConvF(1, 1, 1) @ 836.6 MHz; Calibrated: 3/18/2020
- Sensor-Surface: (Fix Surface)
- Electronics: DAE4 Sn1357; Calibrated: 2/20/2020
- Phantom: HAC Test Arch with AMCC; Type: SD HAC P01 BB
- Measurement SW: DASY52, Version 52.10 (4);SEMCAD X Version 14.6.14 (7483)

GSM850 ANT 2 E-Field measurement/Voice_ch 190/Hearing Aid Compatibility Test (101x101x1): Interpolated grid: dx=0.5000 mm, dy=0.5000 mm

Device Reference Point: 0, 0, -6.3 mm
Reference Value = 114.9 V/m; Power Drift = 0.00 dB
Applied MIF = 3.63 dB
RF audio interference level = 40.44 dBV/m
Emission category: M3

MIF scaled E-field

Grid 1 **M4** **35.82 dBV/m**	Grid 2 **M3** **40.02 dBV/m**	Grid 3 **M4** **39.99 dBV/m**
Grid 4 **M4** **36.21 dBV/m**	Grid 5 **M3** **40.44 dBV/m**	Grid 6 **M3** **40.37 dBV/m**
Grid 7 **M4** **36.07 dBV/m**	Grid 8 **M3** **40.14 dBV/m**	Grid 9 **M4** **39.97 dBV/m**

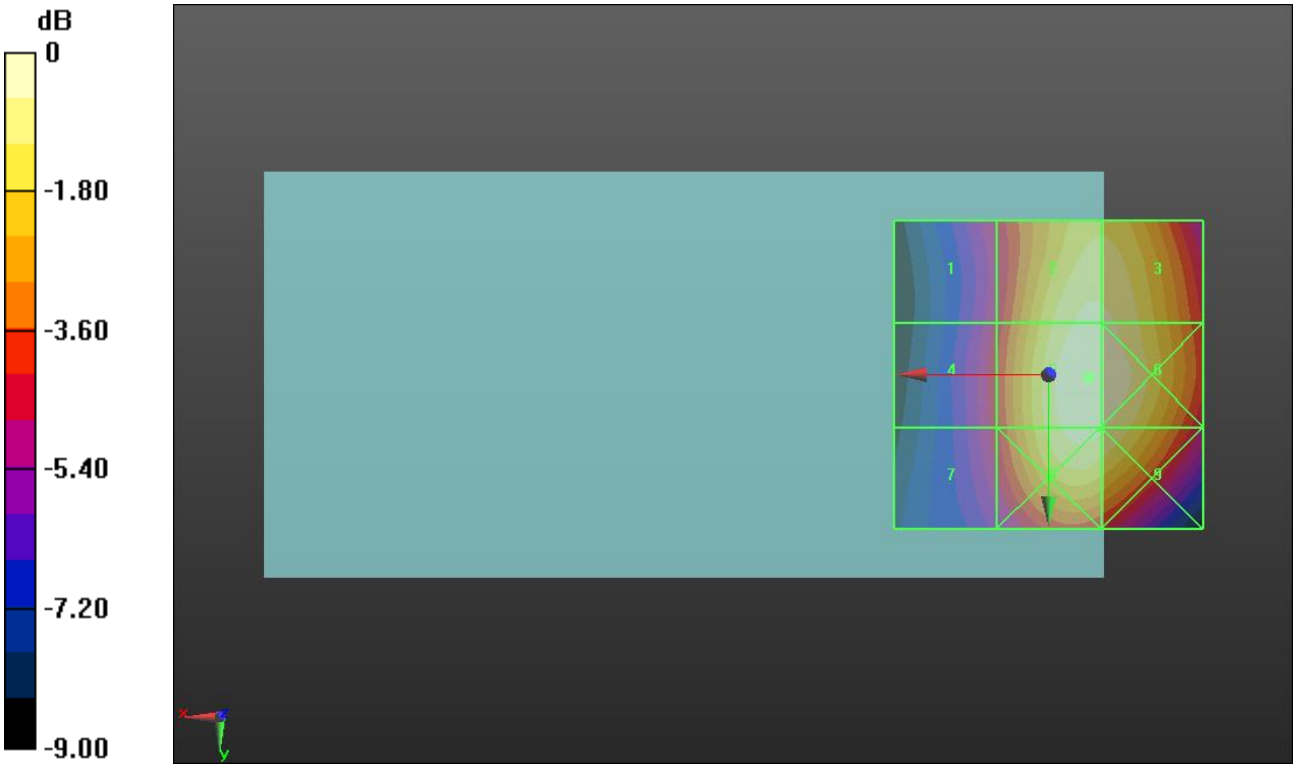

0 dB = 105.2 V/m = 40.44 dBV/m

GSM850 ANT 2

Communication System: UID 10021 - DAC, GSM-FDD (TDMA, GMSK); Frequency: 848.6 MHz; Duty Cycle: 1:8.69961
Phantom section: RF Section
DASY5 Configuration:
- Probe: EF3DV3 - SN4041; ConvF(1, 1, 1) @ 848.6 MHz; Calibrated: 3/18/2020
- Sensor-Surface: (Fix Surface)
- Electronics: DAE4 Sn1357; Calibrated: 2/20/2020
- Phantom: HAC Test Arch with AMCC; Type: SD HAC P01 BB
- Measurement SW: DASY52, Version 52.10 (4);SEMCAD X Version 14.6.14 (7483)

GSM850 ANT 2 E-Field measurement/Voice_ch 251/Hearing Aid Compatibility Test (101x101x1): Interpolated grid: dx=0.5000 mm, dy=0.5000 mm

Device Reference Point: 0, 0, -6.3 mm
Reference Value = 105.9 V/m; Power Drift = 0.03 dB
Applied MIF = 3.63 dB
RF audio interference level = 39.70 dBV/m
Emission category: M4

MIF scaled E-field

Grid 1 **M4** **35.31 dBV/m**	Grid 2 **M4** **39.23 dBV/m**	Grid 3 **M4** **39.18 dBV/m**
Grid 4 **M4** **35.8 dBV/m**	Grid 5 **M4** **39.7 dBV/m**	Grid 6 **M4** **39.6 dBV/m**
Grid 7 **M4** **35.62 dBV/m**	Grid 8 **M4** **39.45 dBV/m**	Grid 9 **M4** **39.23 dBV/m**



0 dB = 96.57 V/m = 39.70 dBV/m

GSM1900 ANT 2

Communication System: UID 10021 - DAC, GSM-FDD (TDMA, GMSK); Frequency: 1850.2 MHz; Duty Cycle: 1:8.69961
Phantom section: RF Section
DASY5 Configuration:
- Probe: EF3DV3 - SN4041; ConvF(1, 1, 1) @ 1850.2 MHz; Calibrated: 3/18/2020
- Sensor-Surface: (Fix Surface)
- Electronics: DAE4 Sn1357; Calibrated: 2/20/2020
- Phantom: HAC Test Arch with AMCC; Type: SD HAC P01 BB
- Measurement SW: DASY52, Version 52.10 (4);SEMCAD X Version 14.6.14 (7483)

GSM1900 ANT 2 E-Field measurement/Voice_ch 512/Hearing Aid Compatibility Test (101x101x1): Interpolated grid: dx=0.5000 mm, dy=0.5000 mm

Device Reference Point: 0, 0, -6.3 mm
Reference Value = 17.06 V/m; Power Drift = -0.56 dB
Applied MIF = 3.63 dB
RF audio interference level = 27.66 dBV/m
Emission category: M4

MIF scaled E-field

Grid 1 **M4** **25.71 dBV/m**	Grid 2 **M4** **26.43 dBV/m**	Grid 3 **M4** **25.67 dBV/m**
Grid 4 **M4** **27.66 dBV/m**	Grid 5 **M4** **27.5 dBV/m**	Grid 6 **M4** **27.58 dBV/m**
Grid 7 **M3** **30.58 dBV/m**	Grid 8 **M4** **28.78 dBV/m**	Grid 9 **M4** **28.84 dBV/m**

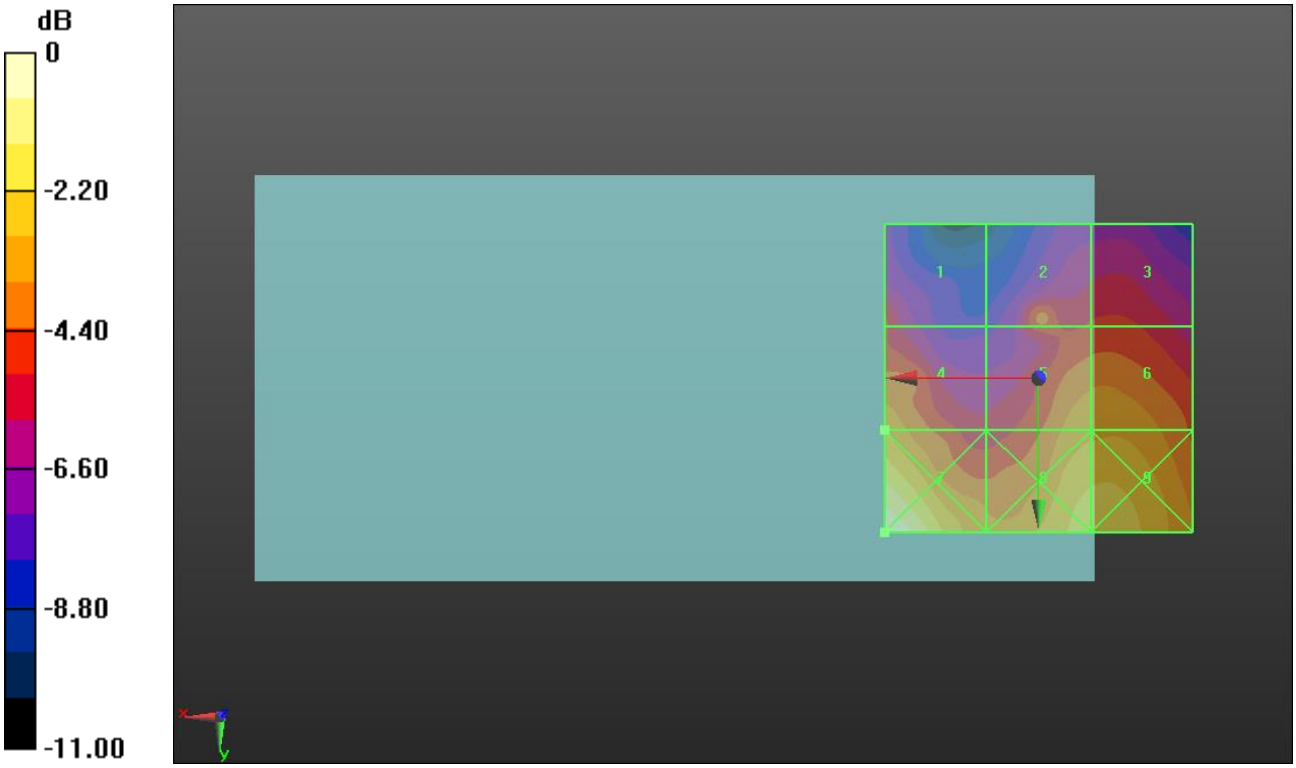

0 dB = 33.81 V/m = 30.58 dBV/m

GSM1900 ANT 2

Communication System: UID 10021 - DAC, GSM-FDD (TDMA, GMSK); Frequency: 1880 MHz; Duty Cycle: 1:8.69961
Phantom section: RF Section
DASY5 Configuration:
- Probe: EF3DV3 - SN4041; ConvF(1, 1, 1) @ 1880 MHz; Calibrated: 3/18/2020
- Sensor-Surface: (Fix Surface)
- Electronics: DAE4 Sn1357; Calibrated: 2/20/2020
- Phantom: HAC Test Arch with AMCC; Type: SD HAC P01 BB
- Measurement SW: DASY52, Version 52.10 (4);SEMCAD X Version 14.6.14 (7483)

GSM1900 ANT 2 E-Field measurement/Voice_ch 661/Hearing Aid Compatibility Test (101x101x1): Interpolated grid: dx=0.5000 mm, dy=0.5000 mm

Device Reference Point: 0, 0, -6.3 mm
Reference Value = 18.93 V/m; Power Drift = -0.11 dB
Applied MIF = 3.63 dB
RF audio interference level = 28.79 dBV/m
Emission category: M4

MIF scaled E-field

Grid 1 **M4** **25.04 dBV/m**	Grid 2 **M4** **27.59 dBV/m**	Grid 3 **M4** **27.67 dBV/m**
Grid 4 **M4** **27.4 dBV/m**	Grid 5 **M4** **28.66 dBV/m**	Grid 6 **M4** **28.79 dBV/m**
Grid 7 **M3** **30.35 dBV/m**	Grid 8 **M4** **29.39 dBV/m**	Grid 9 **M4** **29.44 dBV/m**

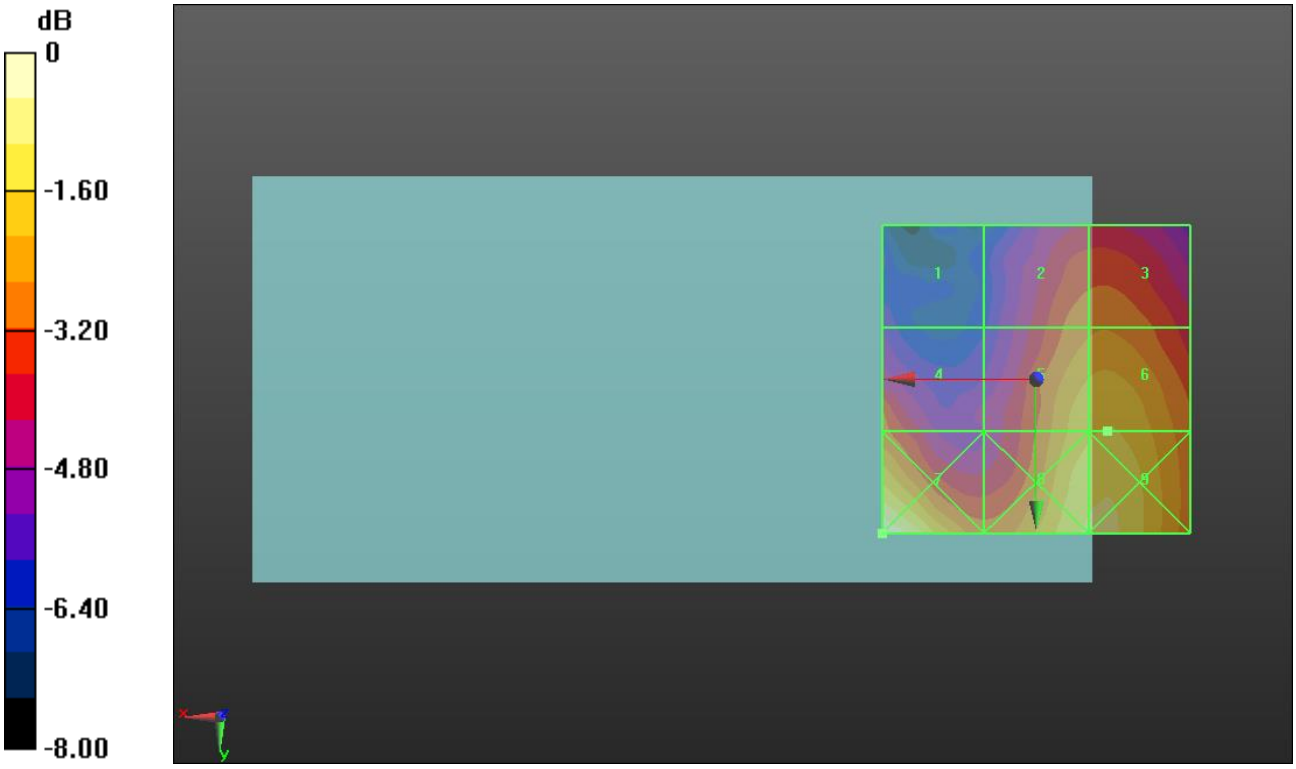

0 dB = 32.91 V/m = 30.35 dBV/m

GSM1900 ANT 2

Communication System: UID 10021 - DAC, GSM-FDD (TDMA, GMSK); Frequency: 1909.8 MHz; Duty Cycle: 1:8.69961
Phantom section: RF Section
DASY5 Configuration:
- Probe: EF3DV3 - SN4041; ConvF(1, 1, 1) @ 1909.8 MHz; Calibrated: 3/18/2020
- Sensor-Surface: (Fix Surface)
- Electronics: DAE4 Sn1357; Calibrated: 2/20/2020
- Phantom: HAC Test Arch with AMCC; Type: SD HAC P01 BB
- Measurement SW: DASY52, Version 52.10 (4);SEMCAD X Version 14.6.14 (7483)

GSM1900 ANT 2 E-Field measurement/Voice_ch 810/Hearing Aid Compatibility Test (101x101x1): Interpolated grid: dx=0.5000 mm, dy=0.5000 mm

Device Reference Point: 0, 0, -6.3 mm
Reference Value = 15.69 V/m; Power Drift = -0.39 dB
Applied MIF = 3.63 dB
RF audio interference level = 27.25 dBV/m
Emission category: M4

MIF scaled E-field

Grid 1 **M4** **23.82 dBV/m**	Grid 2 **M4** **26.07 dBV/m**	Grid 3 **M4** **26.12 dBV/m**
Grid 4 **M4** **27.25 dBV/m**	Grid 5 **M4** **26.95 dBV/m**	Grid 6 **M4** **27.1 dBV/m**
Grid 7 **M3** **30.66 dBV/m**	Grid 8 **M4** **27.85 dBV/m**	Grid 9 **M4** **27.49 dBV/m**

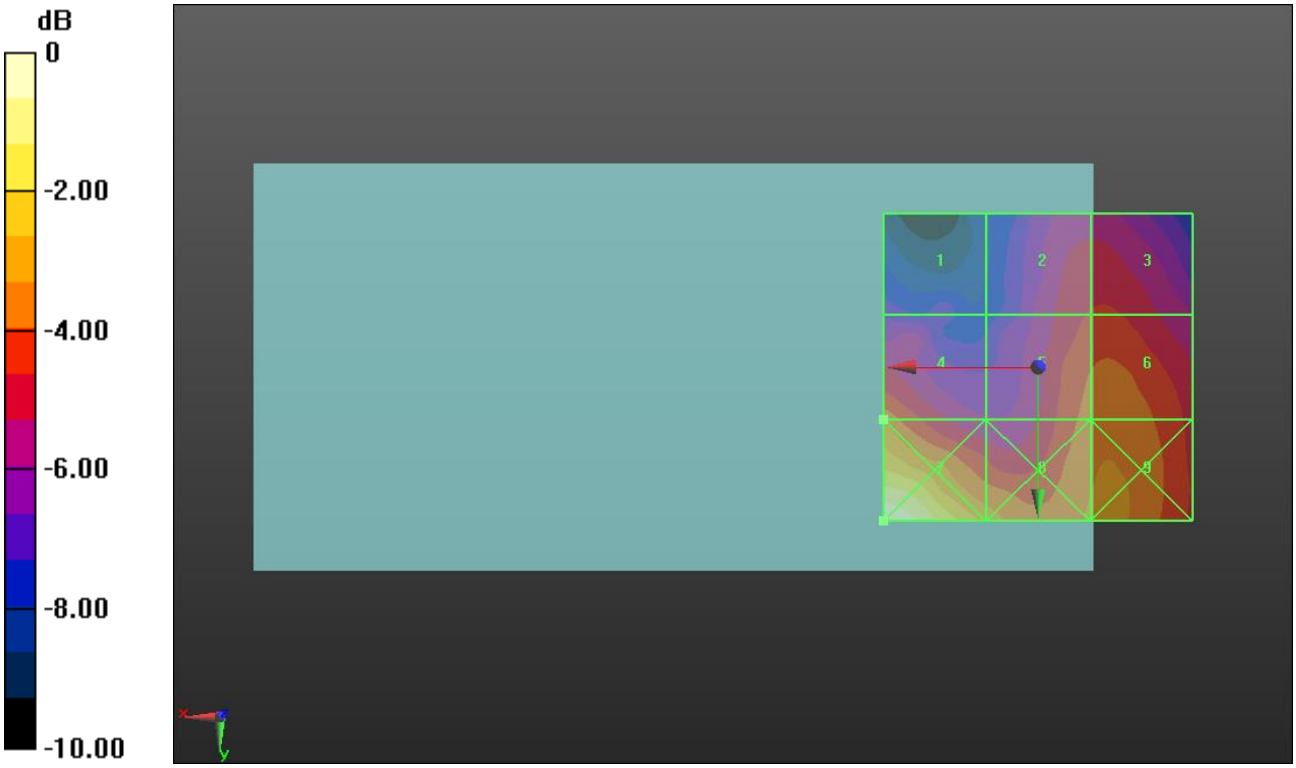

0 dB = 34.12 V/m = 30.66 dBV/m

CDMA2000 BC0 ANT 2

Communication System: UID 10295 - AAB, CDMA2000, RC1, SO3, 1/8th Rate 25 fr.; Frequency: 824.7 MHz; Duty Cycle: 1:17.746
Phantom section: RF Section
DASY5 Configuration:
- Probe: EF3DV3 - SN4041; ConvF(1, 1, 1) @ 824.7 MHz; Calibrated: 3/18/2020
- Sensor-Surface: (Fix Surface)
- Electronics: DAE4 Sn1357; Calibrated: 2/20/2020
- Phantom: HAC Test Arch with AMCC; Type: SD HAC P01 BB
- Measurement SW: DASY52, Version 52.10 (4);SEMCAD X Version 14.6.14 (7483)

CDMA2000 BC0 E-Field measurement/1xRTT, RC1, SO3, 1/8th Rate 25 fr. Ch. 1013/Hearing Aid Compatibility Test (101x101x1): Interpolated grid: dx=0.5000 mm, dy=0.5000 mm

Device Reference Point: 0, 0, -6.3 mm
Reference Value = 52.08 V/m; Power Drift = -0.09 dB
Applied MIF = 3.26 dB
RF audio interference level = 33.38 dBV/m
Emission category: M4

MIF scaled E-field

Grid 1 **M4** **29.38 dBV/m**	Grid 2 **M4** **33.04 dBV/m**	Grid 3 **M4** **33.03 dBV/m**
Grid 4 **M4** **29.41 dBV/m**	Grid 5 **M4** **33.38 dBV/m**	Grid 6 **M4** **33.38 dBV/m**
Grid 7 **M4** **29.12 dBV/m**	Grid 8 **M4** **32.96 dBV/m**	Grid 9 **M4** **32.91 dBV/m**

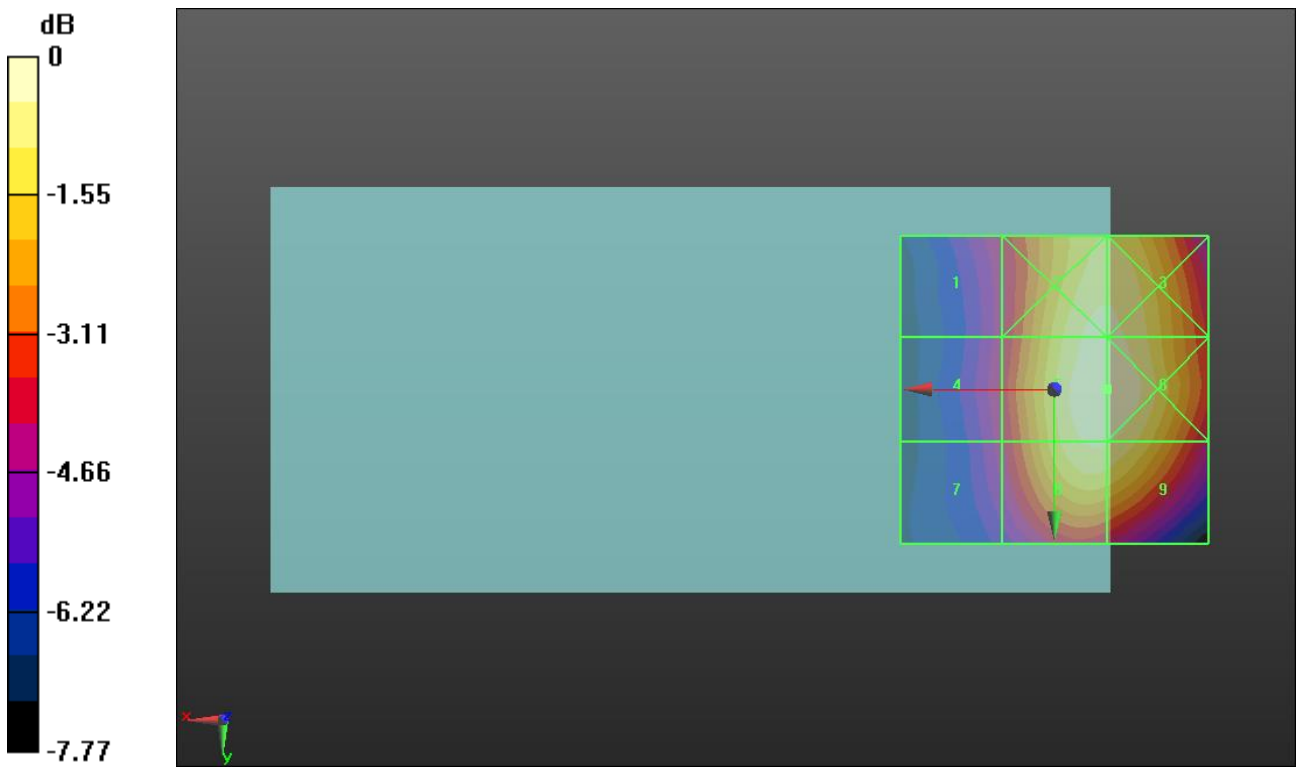

0 dB = 46.65 V/m = 33.38 dBV/m

CDMA2000 BC0 ANT 2

Communication System: UID 10295 - AAB, CDMA2000, RC1, SO3, 1/8th Rate 25 fr.; Frequency: 836.52 MHz; Duty Cycle: 1:17.746
Phantom section: RF Section
DASY5 Configuration:
- Probe: EF3DV3 - SN4041; ConvF(1, 1, 1) @ 836.52 MHz; Calibrated: 3/18/2020
- Sensor-Surface: (Fix Surface)
- Electronics: DAE4 Sn1357; Calibrated: 2/20/2020
- Phantom: HAC Test Arch with AMCC; Type: SD HAC P01 BB
- Measurement SW: DASY52, Version 52.10 (4);SEMCAD X Version 14.6.14 (7483)

CDMA2000 BC0 E-Field measurement/1xRTT, RC1, SO3, 1/8th Rate 25 fr. Ch. 384/Hearing Aid Compatibility Test (101x101x1): Interpolated grid: dx=0.5000 mm, dy=0.5000 mm

Device Reference Point: 0, 0, -6.3 mm
Reference Value = 50.86 V/m; Power Drift = -0.11 dB
Applied MIF = 3.26 dB
RF audio interference level = 32.88 dBV/m
Emission category: M4

MIF scaled E-field

Grid 1 **M4** **28.77 dBV/m**	Grid 2 **M4** **32.5 dBV/m**	Grid 3 **M4** **32.47 dBV/m**
Grid 4 **M4** **29.19 dBV/m**	Grid 5 **M4** **32.88 dBV/m**	Grid 6 **M4** **32.81 dBV/m**
Grid 7 **M4** **28.94 dBV/m**	Grid 8 **M4** **32.57 dBV/m**	Grid 9 **M4** **32.42 dBV/m**



0 dB = 44.03 V/m = 32.87 dBV/m

CDMA2000 BC0 ANT 2

Communication System: UID 10295 - AAB, CDMA2000, RC1, SO3, 1/8th Rate 25 fr.; Frequency: 848.31 MHz; Duty Cycle: 1:17.746
Phantom section: RF Section
DASY5 Configuration:
- Probe: EF3DV3 - SN4041; ConvF(1, 1, 1) @ 848.31 MHz; Calibrated: 3/18/2020
- Sensor-Surface: (Fix Surface)
- Electronics: DAE4 Sn1357; Calibrated: 2/20/2020
- Phantom: HAC Test Arch with AMCC; Type: SD HAC P01 BB
- Measurement SW: DASY52, Version 52.10 (4);SEMCAD X Version 14.6.14 (7483)

CDMA2000 BC0 E-Field measurement/1xRTT, RC1, SO3, 1/8th Rate 25 fr. Ch. 777/Hearing Aid Compatibility Test (101x101x1): Interpolated grid: dx=0.5000 mm, dy=0.5000 mm

Device Reference Point: 0, 0, -6.3 mm
Reference Value = 49.38 V/m; Power Drift = -0.11 dB
Applied MIF = 3.26 dB
RF audio interference level = 32.35 dBV/m
Emission category: M4

MIF scaled E-field

Grid 1 **M4** **28.91 dBV/m**	Grid 2 **M4** **31.9 dBV/m**	Grid 3 **M4** **31.83 dBV/m**
Grid 4 **M4** **29.35 dBV/m**	Grid 5 **M4** **32.35 dBV/m**	Grid 6 **M4** **32.23 dBV/m**
Grid 7 **M4** **29.17 dBV/m**	Grid 8 **M4** **32.17 dBV/m**	Grid 9 **M4** **31.86 dBV/m**



0 dB = 41.45 V/m = 32.35 dBV/m

CDMA2000 BC1 ANT 2

Communication System: UID 10295 - AAB, CDMA2000, RC1, SO3, 1/8th Rate 25 fr.; Frequency: 1851.25 MHz; Duty Cycle: 1:17.746
Phantom section: RF Section
DASY5 Configuration:
- Probe: EF3DV3 - SN4041; ConvF(1, 1, 1) @ 1851.25 MHz; Calibrated: 3/18/2020
- Sensor-Surface: (Fix Surface)
- Electronics: DAE4 Sn1357; Calibrated: 2/20/2020
- Phantom: HAC Test Arch with AMCC; Type: SD HAC P01 BB
- Measurement SW: DASY52, Version 52.10 (4);SEMCAD X Version 14.6.14 (7483)

CDMA2000 BC1 E-Field measurement/1xRTT, RC1, SO3, 1/8th Rate 25 fr. Ch. 25/Hearing Aid Compatibility Test (101x101x1): Interpolated grid: dx=0.5000 mm, dy=0.5000 mm

Device Reference Point: 0, 0, -6.3 mm
Reference Value = 14.66 V/m; Power Drift = 0.04 dB
Applied MIF = 3.26 dB
RF audio interference level = 25.02 dBV/m
Emission category: M4

MIF scaled E-field

Grid 1 **M4** **24.62 dBV/m**	Grid 2 **M4** **23.73 dBV/m**	Grid 3 **M4** **23.62 dBV/m**
Grid 4 **M4** **25.21 dBV/m**	Grid 5 **M4** **24.45 dBV/m**	Grid 6 **M4** **24.4 dBV/m**
Grid 7 **M4** **26.47 dBV/m**	Grid 8 **M4** **25.05 dBV/m**	Grid 9 **M4** **25.02 dBV/m**



0 dB = 21.07 V/m = 26.47 dBV/m

CDMA2000 BC1 ANT 2

Communication System: UID 10295 - AAB, CDMA2000, RC1, SO3, 1/8th Rate 25 fr.; Frequency: 1880 MHz; Duty Cycle: 1:17.746
Phantom section: RF Section
DASY5 Configuration:
- Probe: EF3DV3 - SN4041; ConvF(1, 1, 1) @ 1880 MHz; Calibrated: 3/18/2020
- Sensor-Surface: (Fix Surface)
- Electronics: DAE4 Sn1357; Calibrated: 2/20/2020
- Phantom: HAC Test Arch with AMCC; Type: SD HAC P01 BB
- Measurement SW: DASY52, Version 52.10 (4);SEMCAD X Version 14.6.14 (7483)

CDMA2000 BC1 E-Field measurement/1xRTT, RC1, SO3, 1/8th Rate 25 fr. Ch. 600/Hearing Aid Compatibility Test (101x101x1): Interpolated grid: dx=0.5000 mm, dy=0.5000 mm

Device Reference Point: 0, 0, -6.3 mm
Reference Value = 15.18 V/m; Power Drift = -0.06 dB
Applied MIF = 3.26 dB
RF audio interference level = 24.90 dBV/m
Emission category: M4

MIF scaled E-field

Grid 1 **M4** **23.75 dBV/m**	Grid 2 **M4** **24.27 dBV/m**	Grid 3 **M4** **24.28 dBV/m**
Grid 4 **M4** **24.85 dBV/m**	Grid 5 **M4** **24.9 dBV/m**	Grid 6 **M4** **24.9 dBV/m**
Grid 7 **M4** **26.35 dBV/m**	Grid 8 **M4** **25 dBV/m**	Grid 9 **M4** **24.97 dBV/m**



0 dB = 20.77 V/m = 26.35 dBV/m

CDMA2000 BC1 ANT 2

Communication System: UID 10295 - AAB, CDMA2000, RC1, SO3, 1/8th Rate 25 fr.; Frequency: 1908.75 MHz; Duty Cycle: 1:17.746
Phantom section: RF Section
DASY5 Configuration:
- Probe: EF3DV3 - SN4041; ConvF(1, 1, 1) @ 1908.75 MHz; Calibrated: 3/18/2020
- Sensor-Surface: (Fix Surface)
- Electronics: DAE4 Sn1357; Calibrated: 2/20/2020
- Phantom: HAC Test Arch with AMCC; Type: SD HAC P01 BB
- Measurement SW: DASY52, Version 52.10 (4);SEMCAD X Version 14.6.14 (7483)

CDMA2000 BC1 E-Field measurement/1xRTT, RC1, SO3, 1/8th Rate 25 fr. Ch. 1175/Hearing Aid Compatibility Test (101x101x1): Interpolated grid: dx=0.5000 mm, dy=0.5000 mm

Device Reference Point: 0, 0, -6.3 mm
Reference Value = 13.60 V/m; Power Drift = 0.10 dB
Applied MIF = 3.26 dB
RF audio interference level = 23.86 dBV/m
Emission category: M4

MIF scaled E-field

Grid 1 **M4** **23.86 dBV/m**	Grid 2 **M4** **23.52 dBV/m**	Grid 3 **M4** **23.53 dBV/m**
Grid 4 **M4** **24.73 dBV/m**	Grid 5 **M4** **23.74 dBV/m**	Grid 6 **M4** **23.6 dBV/m**
Grid 7 **M4** **26.41 dBV/m**	Grid 8 **M4** **24.52 dBV/m**	Grid 9 **M4** **23.7 dBV/m**



0 dB = 20.91 V/m = 26.41 dBV/m

CDMA2000 BC10 ANT 2

Communication System: UID 10295 - AAB, CDMA2000, RC1, SO3, 1/8th Rate 25 fr.; Frequency: 817.9 MHz; Duty Cycle: 1:17.746
Phantom section: RF Section
DASY5 Configuration:
- Probe: EF3DV3 - SN4041; ConvF(1, 1, 1) @ 817.9 MHz; Calibrated: 3/18/2020
- Sensor-Surface: (Fix Surface)
- Electronics: DAE4 Sn1357; Calibrated: 2/20/2020
- Phantom: HAC Test Arch with AMCC; Type: SD HAC P01 BB
- Measurement SW: DASY52, Version 52.10 (4);SEMCAD X Version 14.6.14 (7483)

CDMA2000 BC10 E-Field measurement/1xRTT, RC1, SO3, 1/8th Rate 25 fr. Ch. 476/Hearing Aid Compatibility Test (101x101x1): Interpolated grid: dx=0.5000 mm, dy=0.5000 mm

Device Reference Point: 0, 0, -6.3 mm
Reference Value = 51.76 V/m; Power Drift = -0.09 dB
Applied MIF = 3.26 dB
RF audio interference level = 33.29 dBV/m
Emission category: M4

MIF scaled E-field

Grid 1 **M4** **29.13 dBV/m**	Grid 2 **M4** **32.94 dBV/m**	Grid 3 **M4** **32.94 dBV/m**
Grid 4 **M4** **29.15 dBV/m**	Grid 5 **M4** **33.29 dBV/m**	Grid 6 **M4** **33.27 dBV/m**
Grid 7 **M4** **28.95 dBV/m**	Grid 8 **M4** **32.87 dBV/m**	Grid 9 **M4** **32.8 dBV/m**



0 dB = 46.18 V/m = 33.29 dBV/m

CDMA2000 BC10 ANT 2

Communication System: UID 10295 - AAB, CDMA2000, RC1, SO3, 1/8th Rate 25 fr.; Frequency: 820.5 MHz; Duty Cycle: 1:17.746
Phantom section: RF Section
DASY5 Configuration:
- Probe: EF3DV3 - SN4041; ConvF(1, 1, 1) @ 820.5 MHz; Calibrated: 3/18/2020
- Sensor-Surface: (Fix Surface)
- Electronics: DAE4 Sn1357; Calibrated: 2/20/2020
- Phantom: HAC Test Arch with AMCC; Type: SD HAC P01 BB
- Measurement SW: DASY52, Version 52.10 (4);SEMCAD X Version 14.6.14 (7483)

CDMA2000 BC10 E-Field measurement/1xRTT, RC1, SO3, 1/8th Rate 25 fr. Ch. 580/Hearing Aid Compatibility Test (101x101x1): Interpolated grid: dx=0.5000 mm, dy=0.5000 mm

Device Reference Point: 0, 0, -6.3 mm
Reference Value = 52.98 V/m; Power Drift = -0.04 dB
Applied MIF = 3.26 dB
RF audio interference level = 33.27 dBV/m
Emission category: M4

MIF scaled E-field

Grid 1 **M4** **29.28 dBV/m**	Grid 2 **M4** **32.9 dBV/m**	Grid 3 **M4** **32.86 dBV/m**
Grid 4 **M4** **29.46 dBV/m**	Grid 5 **M4** **33.27 dBV/m**	Grid 6 **M4** **33.22 dBV/m**
Grid 7 **M4** **29.23 dBV/m**	Grid 8 **M4** **32.95 dBV/m**	Grid 9 **M4** **32.83 dBV/m**

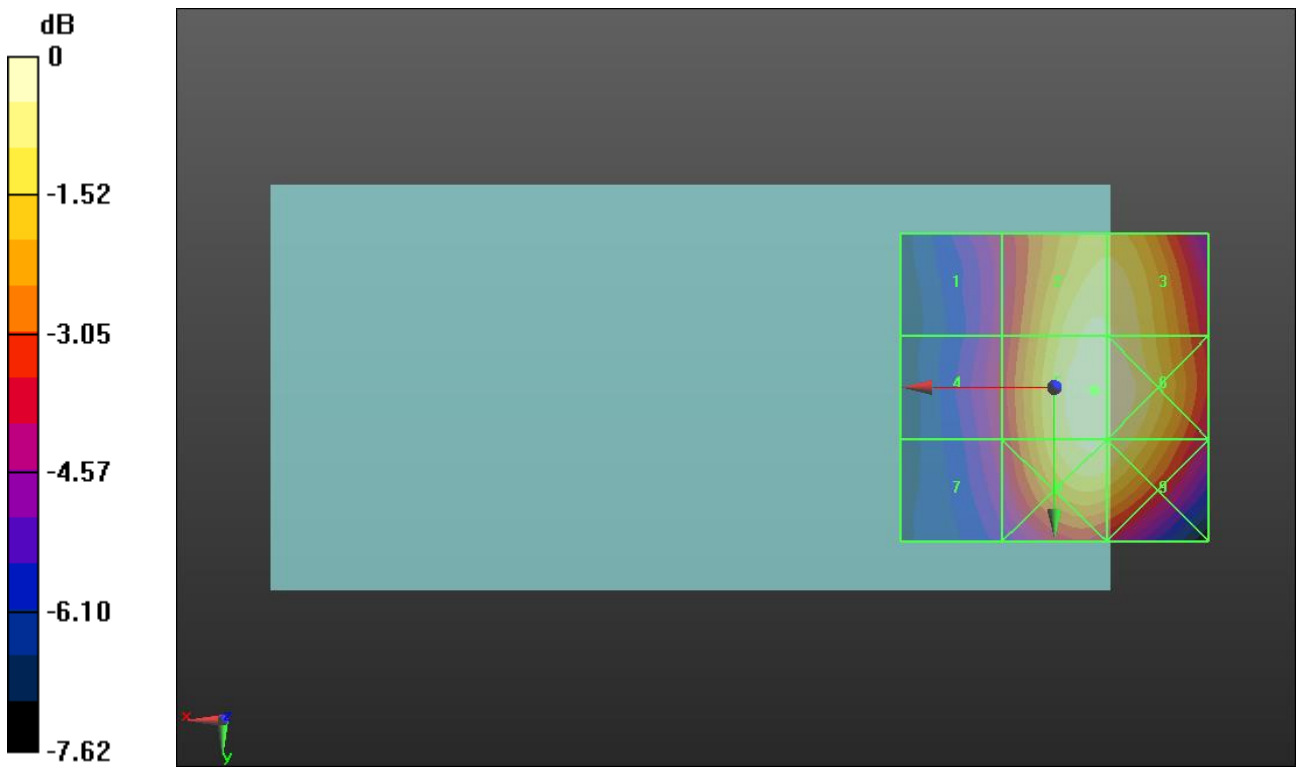

0 dB = 46.08 V/m = 33.27 dBV/m

CDMA2000 BC10 ANT 2

Communication System: UID 10295 - AAB, CDMA2000, RC1, SO3, 1/8th Rate 25 fr.; Frequency: 823.1 MHz; Duty Cycle: 1:17.746
Phantom section: RF Section
DASY5 Configuration:
- Probe: EF3DV3 - SN4041; ConvF(1, 1, 1) @ 823.1 MHz; Calibrated: 3/18/2020
- Sensor-Surface: (Fix Surface)
- Electronics: DAE4 Sn1357; Calibrated: 2/20/2020
- Phantom: HAC Test Arch with AMCC; Type: SD HAC P01 BB
- Measurement SW: DASY52, Version 52.10 (4);SEMCAD X Version 14.6.14 (7483)

CDMA2000 BC10 E-Field measurement/1xRTT, RC1, SO3, 1/8th Rate 25 fr. Ch. 684/Hearing Aid Compatibility Test (101x101x1): Interpolated grid: dx=0.5000 mm, dy=0.5000 mm

Device Reference Point: 0, 0, -6.3 mm
Reference Value = 51.85 V/m; Power Drift = -0.09 dB
Applied MIF = 3.26 dB
RF audio interference level = 33.28 dBV/m
Emission category: M4

MIF scaled E-field

Grid 1 **M4** **29.12 dBV/m**	Grid 2 **M4** **32.91 dBV/m**	Grid 3 **M4** **32.9 dBV/m**
Grid 4 **M4** **29.24 dBV/m**	Grid 5 **M4** **33.28 dBV/m**	Grid 6 **M4** **33.27 dBV/m**
Grid 7 **M4** **28.95 dBV/m**	Grid 8 **M4** **32.94 dBV/m**	Grid 9 **M4** **32.86 dBV/m**



0 dB = 46.11 V/m = 33.28 dBV/m

LTE Band 41 ANT 2

Communication System: UID 10173 - CAG, LTE-TDD (SC-FDMA, 1 RB, 20 MHz, 16-QAM); Frequency: 2506 MHz; Duty Cycle: 1:8.87156
Phantom section: RF Section
DASY5 Configuration:
- Probe: EF3DV3 - SN4041; ConvF(1, 1, 1) @ 2506 MHz; Calibrated: 3/18/2020
- Sensor-Surface: (Fix Surface)
- Electronics: DAE4 Sn1357; Calibrated: 2/20/2020
- Phantom: HAC Test Arch with AMCC; Type: SD HAC P01 BB
- Measurement SW: DASY52, Version 52.10 (4);SEMCAD X Version 14.6.14 (7483)

LTE Band 41 ANT 2 E-Field measurement/SC-FDMA 1RB 20 MHz 16QAM Ch. 39750/Hearing Aid Compatibility Test (101x101x1): Interpolated grid: dx=0.5000 mm, dy=0.5000 mm

Device Reference Point: 0, 0, -6.3 mm
Reference Value = 34.91 V/m; Power Drift = -0.06 dB
Applied MIF = -1.44 dB
RF audio interference level = 26.37 dBV/m
Emission category: M4

MIF scaled E-field

Grid 1 **M4** **28.21 dBV/m**	Grid 2 **M4** **27.91 dBV/m**	Grid 3 **M4** **25.56 dBV/m**
Grid 4 **M4** **25.63 dBV/m**	Grid 5 **M4** **26.37 dBV/m**	Grid 6 **M4** **25.11 dBV/m**
Grid 7 **M4** **21.84 dBV/m**	Grid 8 **M4** **22.97 dBV/m**	Grid 9 **M4** **22.82 dBV/m**

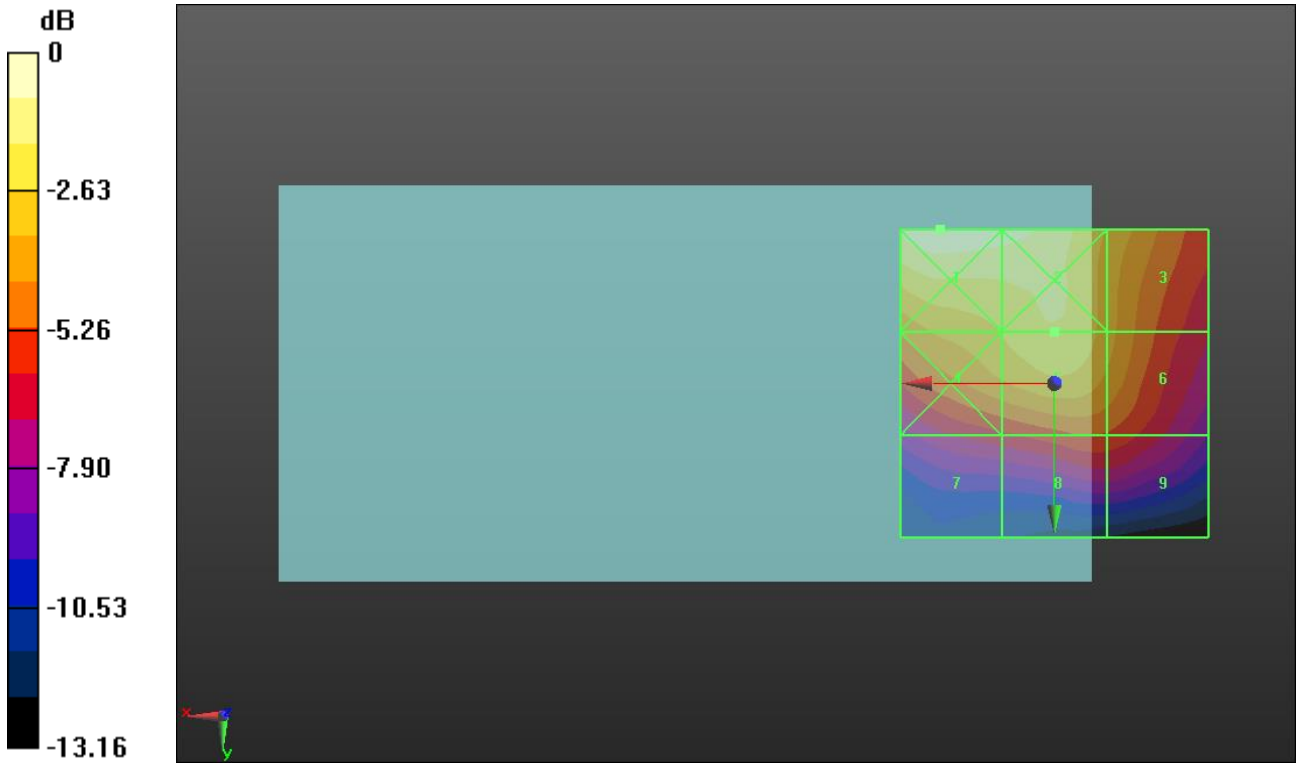

0 dB = 25.74 V/m = 28.21 dBV/m

LTE Band 41 ANT 2

Communication System: UID 10173 - CAG, LTE-TDD (SC-FDMA, 1 RB, 20 MHz, 16-QAM); Frequency: 2549.5 MHz; Duty Cycle: 1:8.87156
Phantom section: RF Section
DASY5 Configuration:
- Probe: EF3DV3 - SN4041; ConvF(1, 1, 1) @ 2549.5 MHz; Calibrated: 3/18/2020
- Sensor-Surface: (Fix Surface)
- Electronics: DAE4 Sn1357; Calibrated: 2/20/2020
- Phantom: HAC Test Arch with AMCC; Type: SD HAC P01 BB
- Measurement SW: DASY52, Version 52.10 (4);SEMCAD X Version 14.6.14 (7483)

LTE Band 41 ANT 2 E-Field measurement/SC-FDMA 1RB 20 MHz 16QAM Ch. 40185/Hearing Aid Compatibility Test (101x101x1): Interpolated grid: dx=0.5000 mm, dy=0.5000 mm

Device Reference Point: 0, 0, -6.3 mm
Reference Value = 42.24 V/m; Power Drift = -0.04 dB
Applied MIF = -1.44 dB
RF audio interference level = 27.82 dBV/m
Emission category: M4

MIF scaled E-field

Grid 1 **M4** **29.06 dBV/m**	Grid 2 **M4** **28.39 dBV/m**	Grid 3 **M4** **26.69 dBV/m**
Grid 4 **M4** **26.72 dBV/m**	Grid 5 **M4** **27.82 dBV/m**	Grid 6 **M4** **26.71 dBV/m**
Grid 7 **M4** **22.92 dBV/m**	Grid 8 **M4** **24.52 dBV/m**	Grid 9 **M4** **24.45 dBV/m**

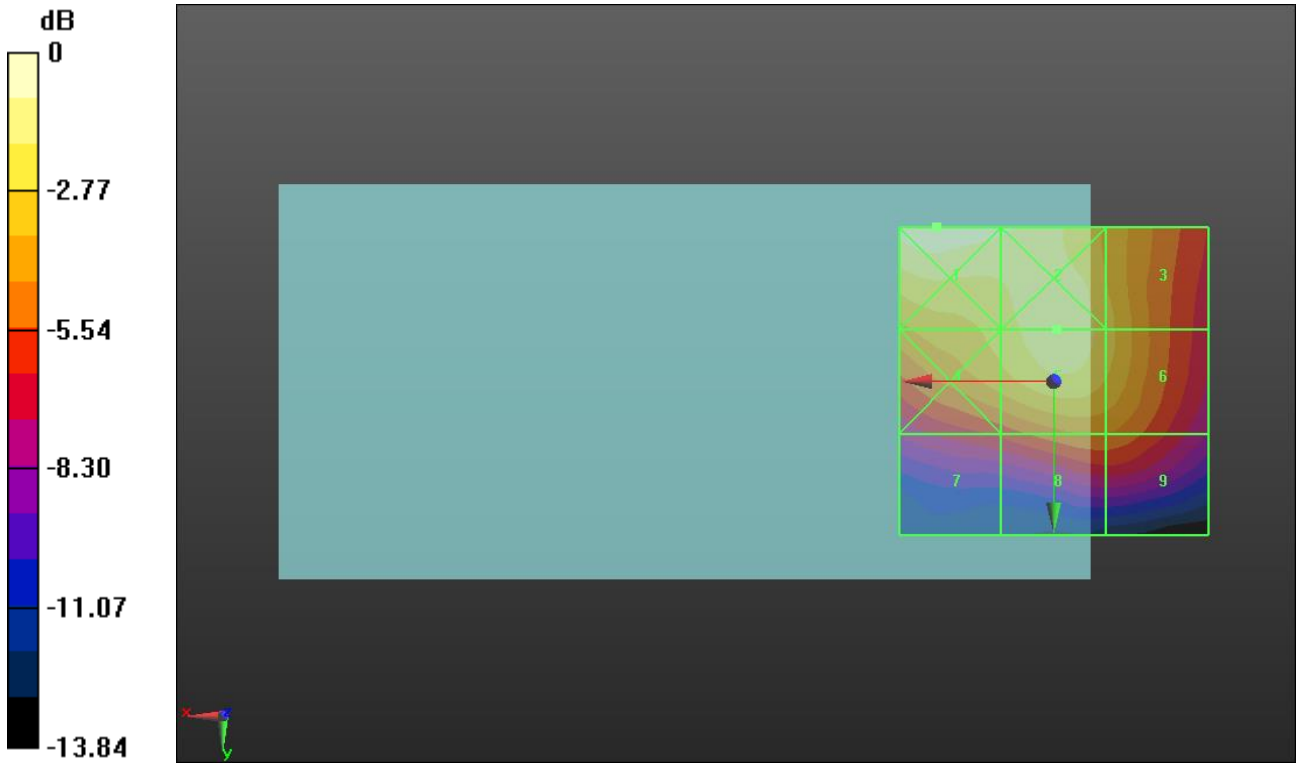

0 dB = 28.37 V/m = 29.06 dBV/m

LTE Band 41 ANT 2

Communication System: UID 10173 - CAG, LTE-TDD (SC-FDMA, 1 RB, 20 MHz, 16-QAM); Frequency: 2593 MHz; Duty Cycle: 1:8.87156
Phantom section: RF Section
DASY5 Configuration:
- Probe: EF3DV3 - SN4041; ConvF(1, 1, 1) @ 2593 MHz; Calibrated: 3/18/2020
- Sensor-Surface: (Fix Surface)
- Electronics: DAE4 Sn1357; Calibrated: 2/20/2020
- Phantom: HAC Test Arch with AMCC; Type: SD HAC P01 BB
- Measurement SW: DASY52, Version 52.10 (4);SEMCAD X Version 14.6.14 (7483)

LTE Band 41 ANT 2 E-Field measurement/SC-FDMA 1RB 20 MHz 16QAM Ch. 40620/Hearing Aid Compatibility Test (101x101x1): Interpolated grid: dx=0.5000 mm, dy=0.5000 mm

Device Reference Point: 0, 0, -6.3 mm
Reference Value = 52.77 V/m; Power Drift = -0.12 dB
Applied MIF = -1.44 dB
RF audio interference level = 29.36 dBV/m
Emission category: M4

MIF scaled E-field

Grid 1 **M4** **29.52 dBV/m**	Grid 2 **M4** **29.35 dBV/m**	Grid 3 **M4** **27.97 dBV/m**
Grid 4 **M4** **28.34 dBV/m**	Grid 5 **M4** **29.36 dBV/m**	Grid 6 **M4** **28.05 dBV/m**
Grid 7 **M4** **25.28 dBV/m**	Grid 8 **M4** **26.19 dBV/m**	Grid 9 **M4** **25.94 dBV/m**

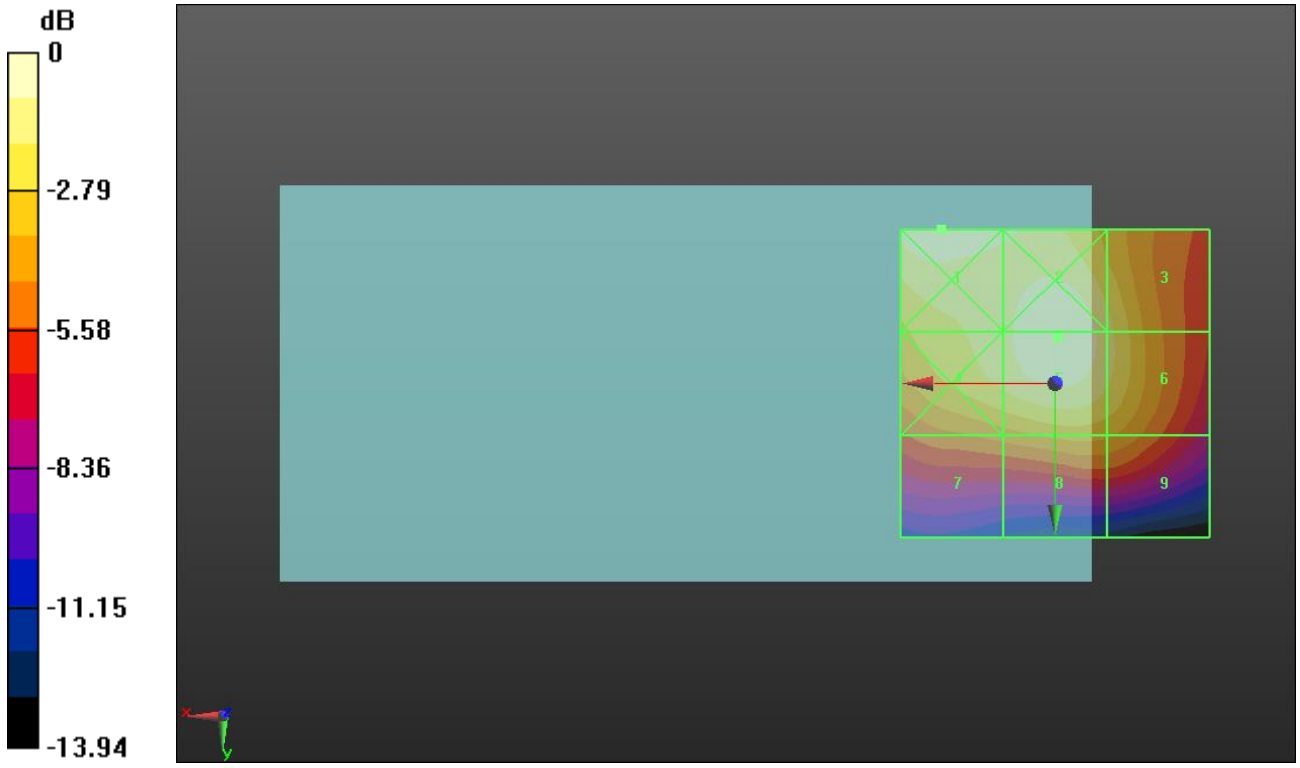

0 dB = 29.93 V/m = 29.52 dBV/m

LTE Band 41 ANT 2

Communication System: UID 10173 - CAG, LTE-TDD (SC-FDMA, 1 RB, 20 MHz, 16-QAM); Frequency: 2636.5 MHz; Duty Cycle: 1:8.87156
Phantom section: RF Section
DASY5 Configuration:
- Probe: EF3DV3 - SN4041; ConvF(1, 1, 1) @ 2636.5 MHz; Calibrated: 3/18/2020
- Sensor-Surface: (Fix Surface)
- Electronics: DAE4 Sn1357; Calibrated: 2/20/2020
- Phantom: HAC Test Arch with AMCC; Type: SD HAC P01 BB
- Measurement SW: DASY52, Version 52.10 (4);SEMCAD X Version 14.6.14 (7483)

LTE Band 41 ANT 2 E-Field measurement/SC-FDMA 1RB 20 MHz 16QAM Ch. 41055/Hearing Aid Compatibility Test (101x101x1): Interpolated grid: dx=0.5000 mm, dy=0.5000 mm

Device Reference Point: 0, 0, -6.3 mm
Reference Value = 58.98 V/m; Power Drift = -0.03 dB
Applied MIF = -1.44 dB
RF audio interference level = 30.22 dBV/m
Emission category: M3

MIF scaled E-field

Grid 1 **M4** **29.57 dBV/m**	Grid 2 **M3** **30.19 dBV/m**	Grid 3 **M4** **29.07 dBV/m**
Grid 4 **M4** **28.78 dBV/m**	Grid 5 **M3** **30.22 dBV/m**	Grid 6 **M4** **29.17 dBV/m**
Grid 7 **M4** **26.04 dBV/m**	Grid 8 **M4** **27.51 dBV/m**	Grid 9 **M4** **27.44 dBV/m**

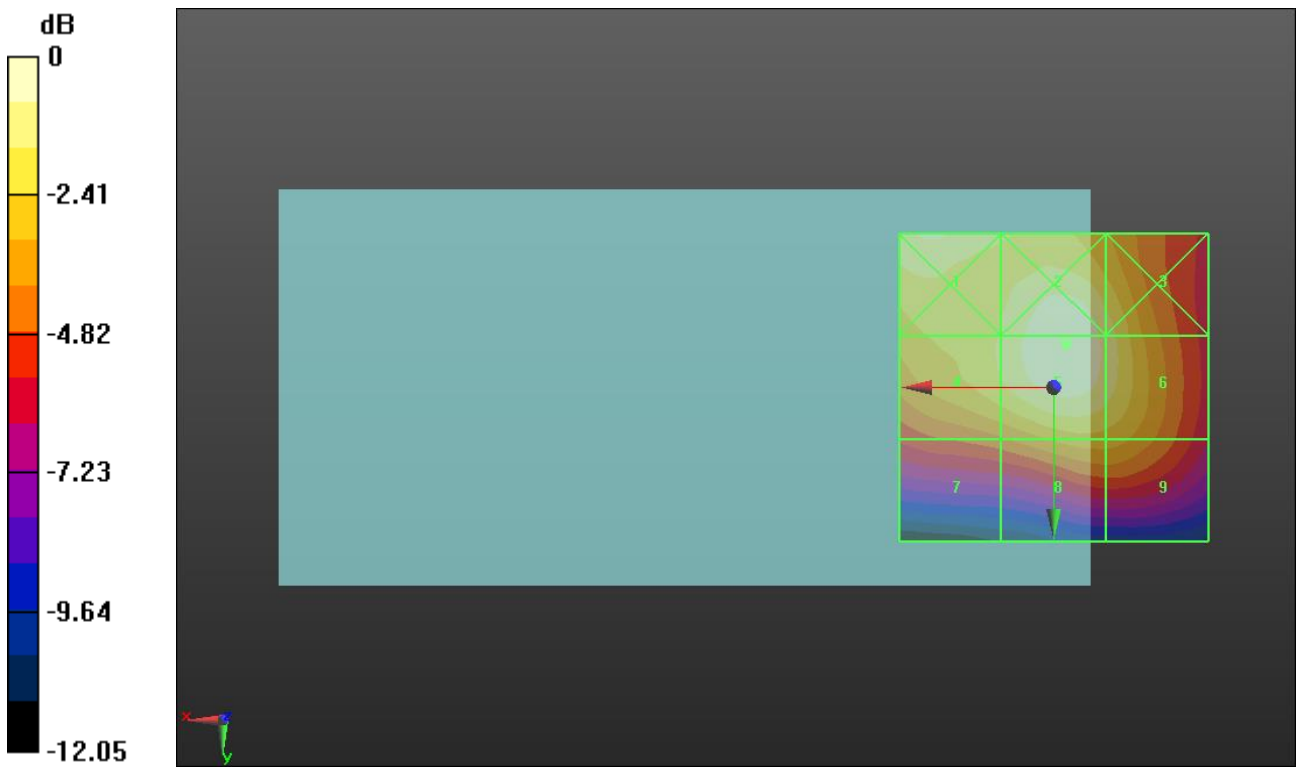

0 dB = 32.44 V/m = 30.22 dBV/m

LTE Band 41 ANT 2

Communication System: UID 10173 - CAG, LTE-TDD (SC-FDMA, 1 RB, 20 MHz, 16-QAM); Frequency: 2680 MHz; Duty Cycle: 1:8.87156
Phantom section: RF Section
DASY5 Configuration:
- Probe: EF3DV3 - SN4041; ConvF(1, 1, 1) @ 2680 MHz; Calibrated: 3/18/2020
- Sensor-Surface: (Fix Surface)
- Electronics: DAE4 Sn1357; Calibrated: 2/20/2020
- Phantom: HAC Test Arch with AMCC; Type: SD HAC P01 BB
- Measurement SW: DASY52, Version 52.10 (4);SEMCAD X Version 14.6.14 (7483)

LTE Band 41 ANT 2 E-Field measurement/SC-FDMA 1RB 20 MHz 16QAM Ch. 41490/Hearing Aid Compatibility Test (101x101x1): Interpolated grid: dx=0.5000 mm, dy=0.5000 mm

Device Reference Point: 0, 0, -6.3 mm
Reference Value = 63.57 V/m; Power Drift = 0.05 dB
Applied MIF = -1.44 dB
RF audio interference level = 30.70 dBV/m
Emission category: M3

MIF scaled E-field

Grid 1 **M4** **29.06 dBV/m**	Grid 2 **M3** **30.65 dBV/m**	Grid 3 **M4** **29.24 dBV/m**
Grid 4 **M4** **29.17 dBV/m**	Grid 5 **M3** **30.7 dBV/m**	Grid 6 **M4** **29.36 dBV/m**
Grid 7 **M4** **26.51 dBV/m**	Grid 8 **M4** **27.8 dBV/m**	Grid 9 **M4** **27.6 dBV/m**

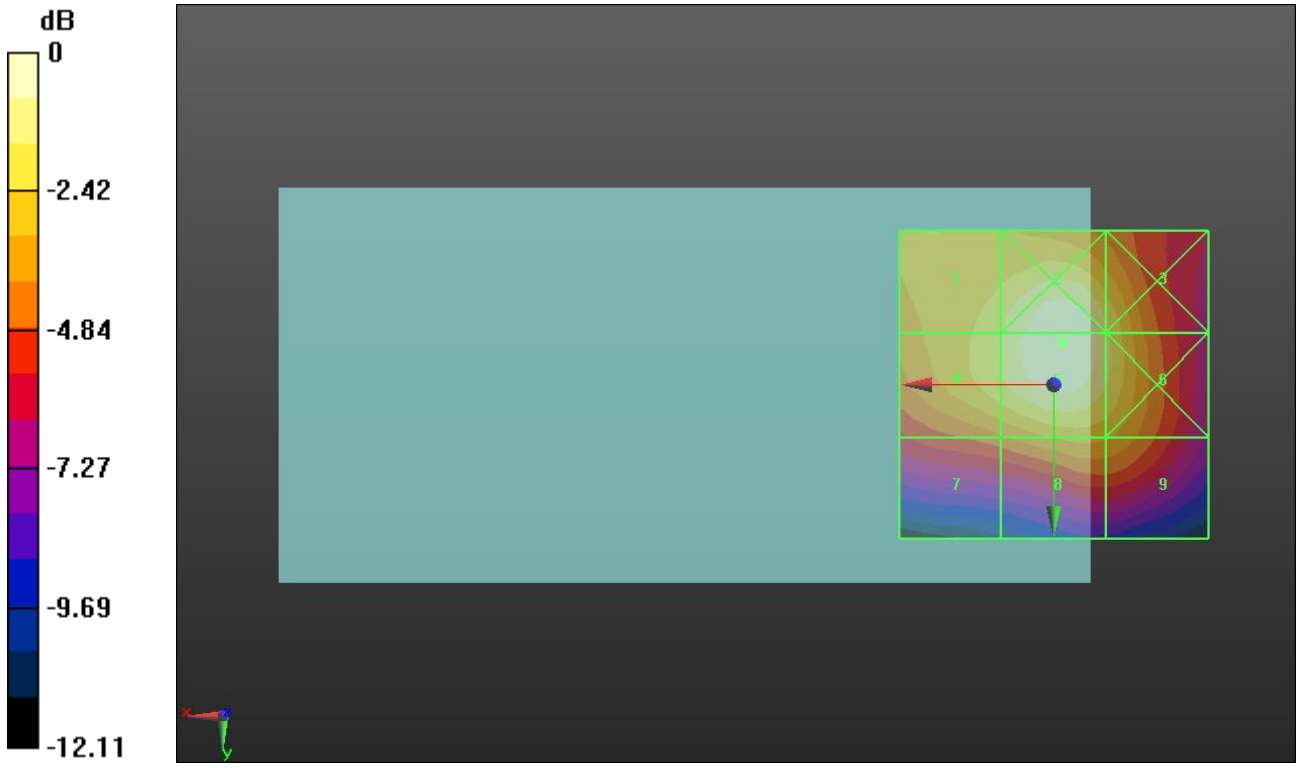

0 dB = 34.28 V/m = 30.70 dBV/m

GSM1900 ANT 3

Communication System: UID 10021 - DAC, GSM-FDD (TDMA, GMSK); Frequency: 1850.2 MHz; Duty Cycle: 1:8.69961
Phantom section: RF Section
DASY5 Configuration:
- Probe: EF3DV3 - SN4041; ConvF(1, 1, 1) @ 1850.2 MHz; Calibrated: 3/18/2020
- Sensor-Surface: (Fix Surface)
- Electronics: DAE4 Sn1357; Calibrated: 2/20/2020
- Phantom: HAC Test Arch with AMCC; Type: SD HAC P01 BB
- Measurement SW: DASY52, Version 52.10 (4);SEMCAD X Version 14.6.14 (7483)

GSM1900 ANT 3 E-Field measurement/Voice_ch 512/Hearing Aid Compatibility Test (101x101x1): Interpolated grid: dx=0.5000 mm, dy=0.5000 mm

Device Reference Point: 0, 0, -6.3 mm
Reference Value = 17.71 V/m; Power Drift = -0.19 dB
Applied MIF = 3.63 dB
RF audio interference level = 27.97 dBV/m
Emission category: M4

MIF scaled E-field

Grid 1 **M4** **24.99 dBV/m**	Grid 2 **M4** **26.02 dBV/m**	Grid 3 **M4** **26.19 dBV/m**
Grid 4 **M4** **27.42 dBV/m**	Grid 5 **M4** **27.91 dBV/m**	Grid 6 **M4** **27.97 dBV/m**
Grid 7 **M3** **30.46 dBV/m**	Grid 8 **M4** **29 dBV/m**	Grid 9 **M4** **29.04 dBV/m**

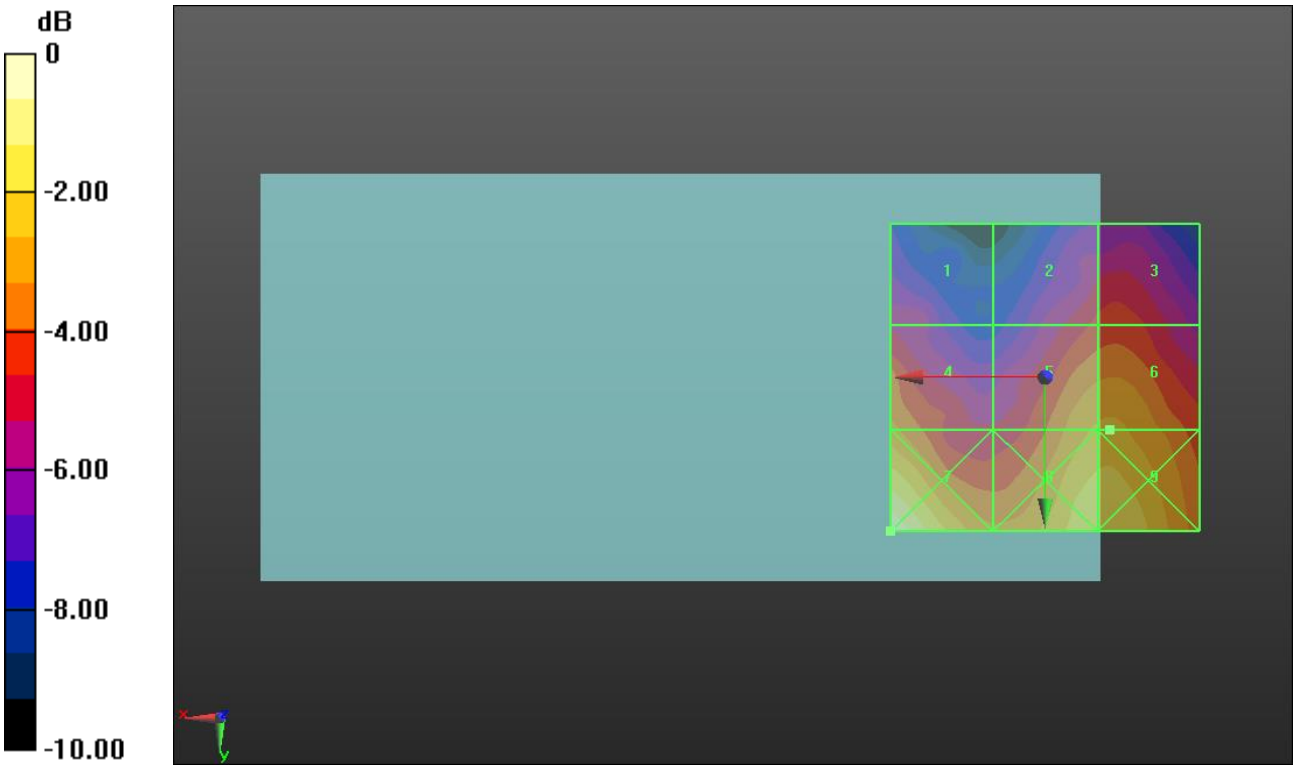

0 dB = 33.33 V/m = 30.46 dBV/m

GSM1900 ANT 3

Communication System: UID 10021 - DAC, GSM-FDD (TDMA, GMSK); Frequency: 1880 MHz; Duty Cycle: 1:8.69961
Phantom section: RF Section
DASY5 Configuration:
- Probe: EF3DV3 - SN4041; ConvF(1, 1, 1) @ 1880 MHz; Calibrated: 3/18/2020
- Sensor-Surface: (Fix Surface)
- Electronics: DAE4 Sn1357; Calibrated: 2/20/2020
- Phantom: HAC Test Arch with AMCC; Type: SD HAC P01 BB
- Measurement SW: DASY52, Version 52.10 (4);SEMCAD X Version 14.6.14 (7483)

GSM1900 ANT 3 E-Field measurement/Voice_ch 661/Hearing Aid Compatibility Test (101x101x1): Interpolated grid: dx=0.5000 mm, dy=0.5000 mm

Device Reference Point: 0, 0, -6.3 mm
Reference Value = 19.20 V/m; Power Drift = -0.31 dB
Applied MIF = 3.63 dB
RF audio interference level = 28.77 dBV/m
Emission category: M4

MIF scaled E-field

Grid 1 **M4** **24.92 dBV/m**	Grid 2 **M4** **27.78 dBV/m**	Grid 3 **M4** **27.94 dBV/m**
Grid 4 **M4** **27.34 dBV/m**	Grid 5 **M4** **28.59 dBV/m**	Grid 6 **M4** **28.77 dBV/m**
Grid 7 **M3** **30.59 dBV/m**	Grid 8 **M4** **29.25 dBV/m**	Grid 9 **M4** **29.29 dBV/m**

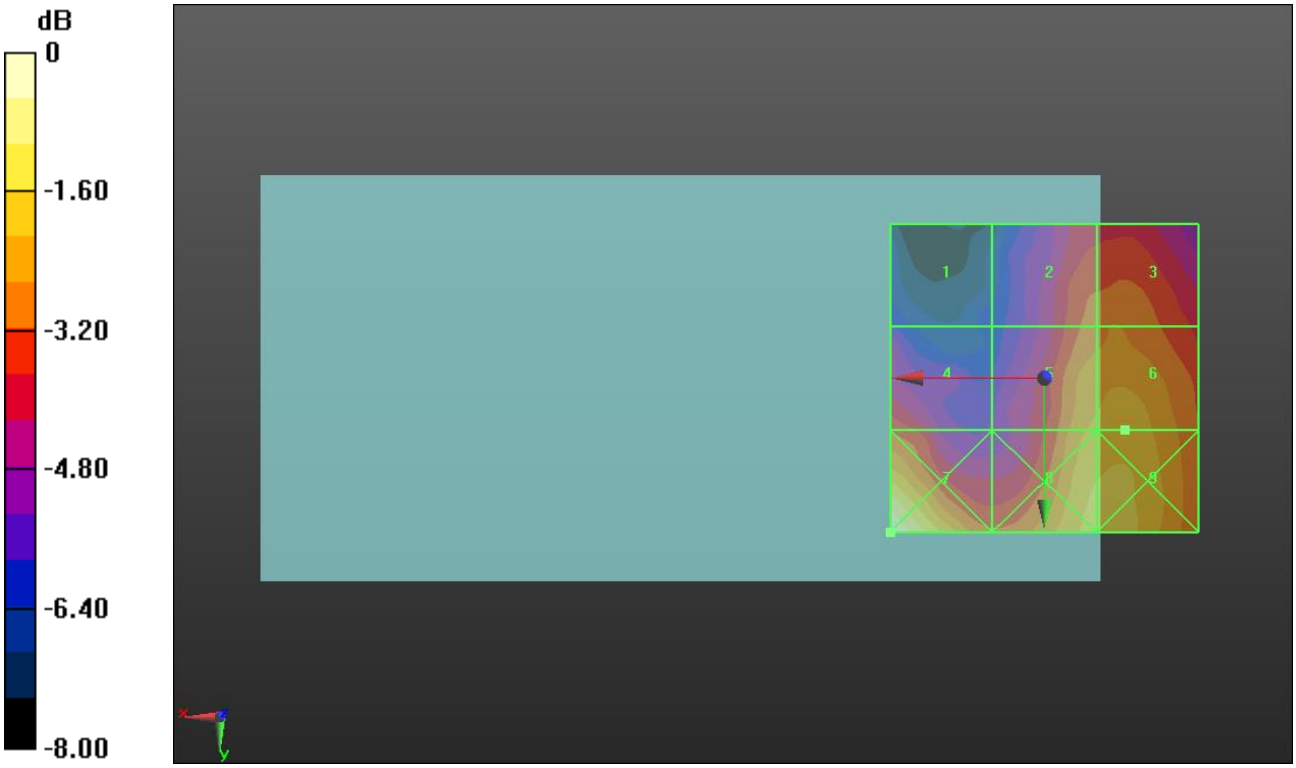

0 dB = 33.85 V/m = 30.59 dBV/m

GSM1900 ANT 3

Communication System: UID 10021 - DAC, GSM-FDD (TDMA, GMSK); Frequency: 1909.8 MHz; Duty Cycle: 1:8.69961
Phantom section: RF Section
DASY5 Configuration:
- Probe: EF3DV3 - SN4041; ConvF(1, 1, 1) @ 1909.8 MHz; Calibrated: 3/18/2020
- Sensor-Surface: (Fix Surface)
- Electronics: DAE4 Sn1357; Calibrated: 2/20/2020
- Phantom: HAC Test Arch with AMCC; Type: SD HAC P01 BB
- Measurement SW: DASY52, Version 52.10 (4);SEMCAD X Version 14.6.14 (7483)

GSM1900 ANT 3 E-Field measurement/Voice_ch 810/Hearing Aid Compatibility Test (101x101x1): Interpolated grid: dx=0.5000 mm, dy=0.5000 mm

Device Reference Point: 0, 0, -6.3 mm
Reference Value = 14.54 V/m; Power Drift = 0.44 dB
Applied MIF = 3.63 dB
RF audio interference level = 27.11 dBV/m
Emission category: M4

MIF scaled E-field

Grid 1 **M4** **23.24 dBV/m**	Grid 2 **M4** **25.92 dBV/m**	Grid 3 **M4** **25.98 dBV/m**
Grid 4 **M4** **27.11 dBV/m**	Grid 5 **M4** **26.97 dBV/m**	Grid 6 **M4** **27.11 dBV/m**
Grid 7 **M3** **30.67 dBV/m**	Grid 8 **M4** **28.15 dBV/m**	Grid 9 **M4** **27.67 dBV/m**

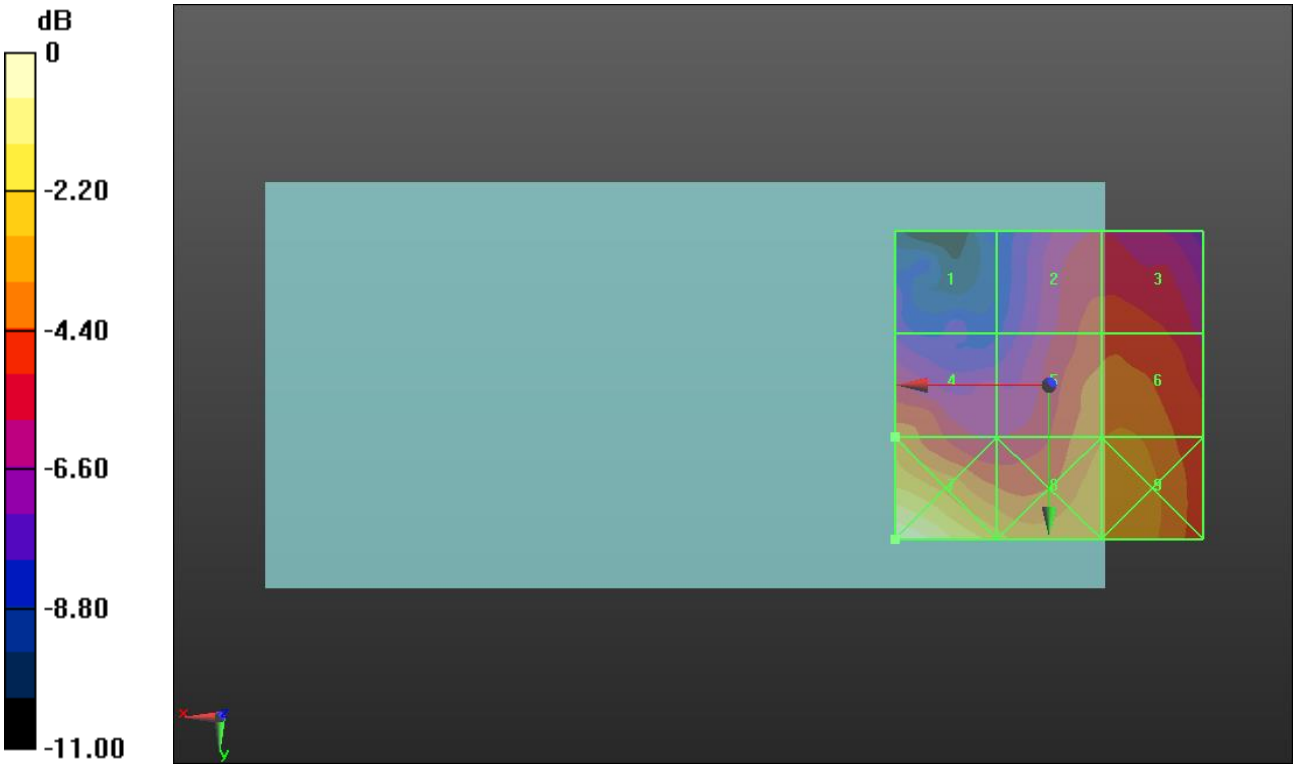

0 dB = 34.16 V/m = 30.67 dBV/m

LTE Band 41 ANT 3

Communication System: UID 10173 - CAG, LTE-TDD (SC-FDMA, 1 RB, 20 MHz, 16-QAM); Frequency: 2506 MHz; Duty Cycle: 1:8.87156
Phantom section: RF Section
DASY5 Configuration:
- Probe: EF3DV3 - SN4041; ConvF(1, 1, 1) @ 2506 MHz; Calibrated: 3/18/2020
- Sensor-Surface: (Fix Surface)
- Electronics: DAE4 Sn1357; Calibrated: 2/20/2020
- Phantom: HAC Test Arch with AMCC; Type: SD HAC P01 BB
- Measurement SW: DASY52, Version 52.10 (4);SEMCAD X Version 14.6.14 (7483)

LTE Band 41 ANT 3 E-Field measurement/SC-FDMA 1RB 20 MHz 16QAM Ch. 39750/Hearing Aid Compatibility Test (101x101x1): Interpolated grid: dx=0.5000 mm, dy=0.5000 mm

Device Reference Point: 0, 0, -6.3 mm
Reference Value = 24.93 V/m; Power Drift = -0.02 dB
Applied MIF = -1.44 dB
RF audio interference level = 25.66 dBV/m
Emission category: M4

MIF scaled E-field

Grid 1 **M4** **26.86 dBV/m**	Grid 2 **M4** **26.52 dBV/m**	Grid 3 **M4** **26.49 dBV/m**
Grid 4 **M4** **22.54 dBV/m**	Grid 5 **M4** **25.65 dBV/m**	Grid 6 **M4** **25.66 dBV/m**
Grid 7 **M4** **22.96 dBV/m**	Grid 8 **M4** **23.48 dBV/m**	Grid 9 **M4** **23.65 dBV/m**

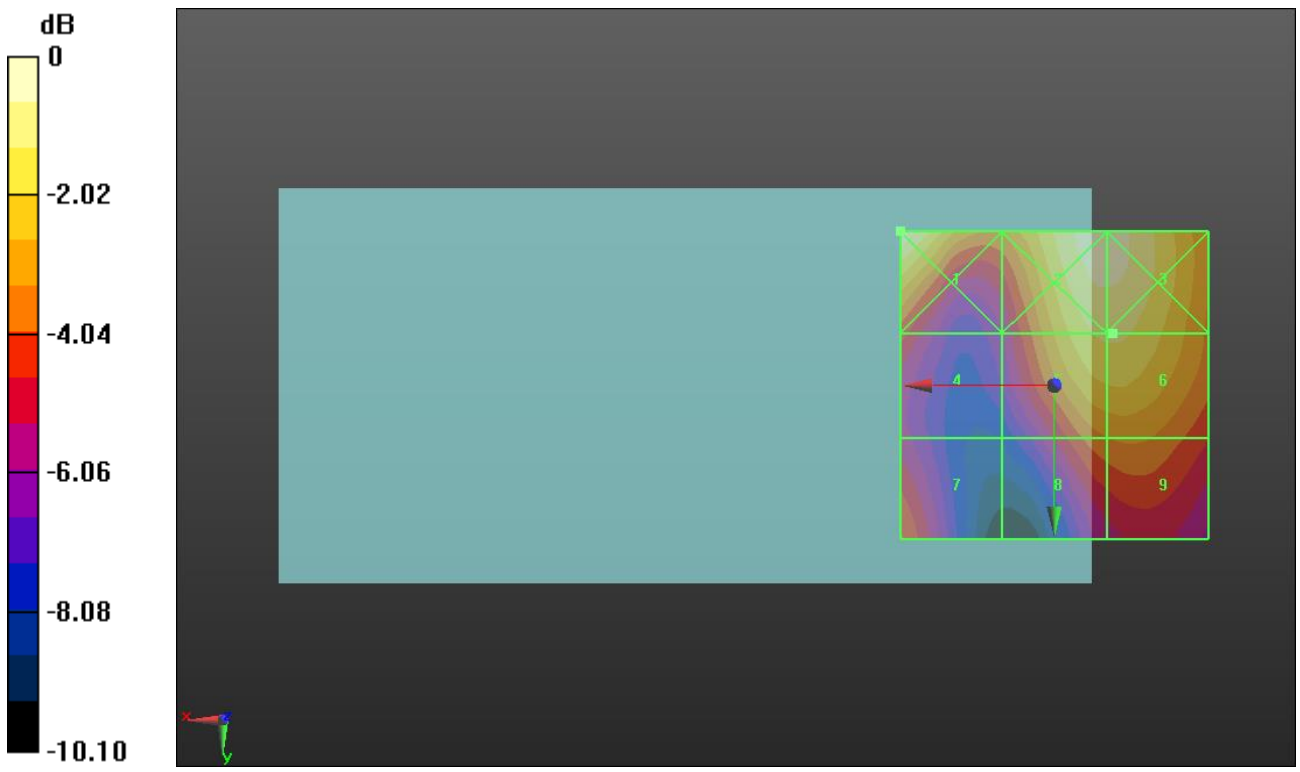

0 dB = 22.04 V/m = 26.86 dBV/m

LTE Band 41 ANT 3

Communication System: UID 10173 - CAG, LTE-TDD (SC-FDMA, 1 RB, 20 MHz, 16-QAM); Frequency: 2549.5 MHz; Duty Cycle: 1:8.87156
Phantom section: RF Section
DASY5 Configuration:
- Probe: EF3DV3 - SN4041; ConvF(1, 1, 1) @ 2549.5 MHz; Calibrated: 3/18/2020
- Sensor-Surface: (Fix Surface)
- Electronics: DAE4 Sn1357; Calibrated: 2/20/2020
- Phantom: HAC Test Arch with AMCC; Type: SD HAC P01 BB
- Measurement SW: DASY52, Version 52.10 (4);SEMCAD X Version 14.6.14 (7483)

LTE Band 41 ANT 3 E-Field measurement/SC-FDMA 1RB 20 MHz 16QAM Ch. 40185/Hearing Aid Compatibility Test (101x101x1): Interpolated grid: dx=0.5000 mm, dy=0.5000 mm

Device Reference Point: 0, 0, -6.3 mm
Reference Value = 20.35 V/m; Power Drift = 0.12 dB
Applied MIF = -1.44 dB
RF audio interference level = 23.89 dBV/m
Emission category: M4

MIF scaled E-field

Grid 1 **M4** **26.57 dBV/m**	Grid 2 **M4** **25.31 dBV/m**	Grid 3 **M4** **25.22 dBV/m**
Grid 4 **M4** **22.3 dBV/m**	Grid 5 **M4** **23.89 dBV/m**	Grid 6 **M4** **23.89 dBV/m**
Grid 7 **M4** **21.77 dBV/m**	Grid 8 **M4** **21.8 dBV/m**	Grid 9 **M4** **22 dBV/m**



0 dB = 21.30 V/m = 26.57 dBV/m

LTE Band 41 ANT 3

Communication System: UID 10173 - CAG, LTE-TDD (SC-FDMA, 1 RB, 20 MHz, 16-QAM); Frequency: 2593 MHz; Duty Cycle: 1:8.87156
Phantom section: RF Section
DASY5 Configuration:
- Probe: EF3DV3 - SN4041; ConvF(1, 1, 1) @ 2593 MHz; Calibrated: 3/18/2020
- Sensor-Surface: (Fix Surface)
- Electronics: DAE4 Sn1357; Calibrated: 2/20/2020
- Phantom: HAC Test Arch with AMCC; Type: SD HAC P01 BB
- Measurement SW: DASY52, Version 52.10 (4);SEMCAD X Version 14.6.14 (7483)

LTE Band 41 ANT 3 E-Field measurement/SC-FDMA 1RB 20 MHz 16QAM Ch. 40620/Hearing Aid Compatibility Test (101x101x1): Interpolated grid: dx=0.5000 mm, dy=0.5000 mm

Device Reference Point: 0, 0, -6.3 mm
Reference Value = 19.22 V/m; Power Drift = 0.09 dB
Applied MIF = -1.44 dB
RF audio interference level = 23.60 dBV/m
Emission category: M4

MIF scaled E-field

Grid 1 **M4** **25.6 dBV/m**	Grid 2 **M4** **24.74 dBV/m**	Grid 3 **M4** **24.68 dBV/m**
Grid 4 **M4** **21.81 dBV/m**	Grid 5 **M4** **23.6 dBV/m**	Grid 6 **M4** **23.6 dBV/m**
Grid 7 **M4** **20.23 dBV/m**	Grid 8 **M4** **21.06 dBV/m**	Grid 9 **M4** **21.27 dBV/m**

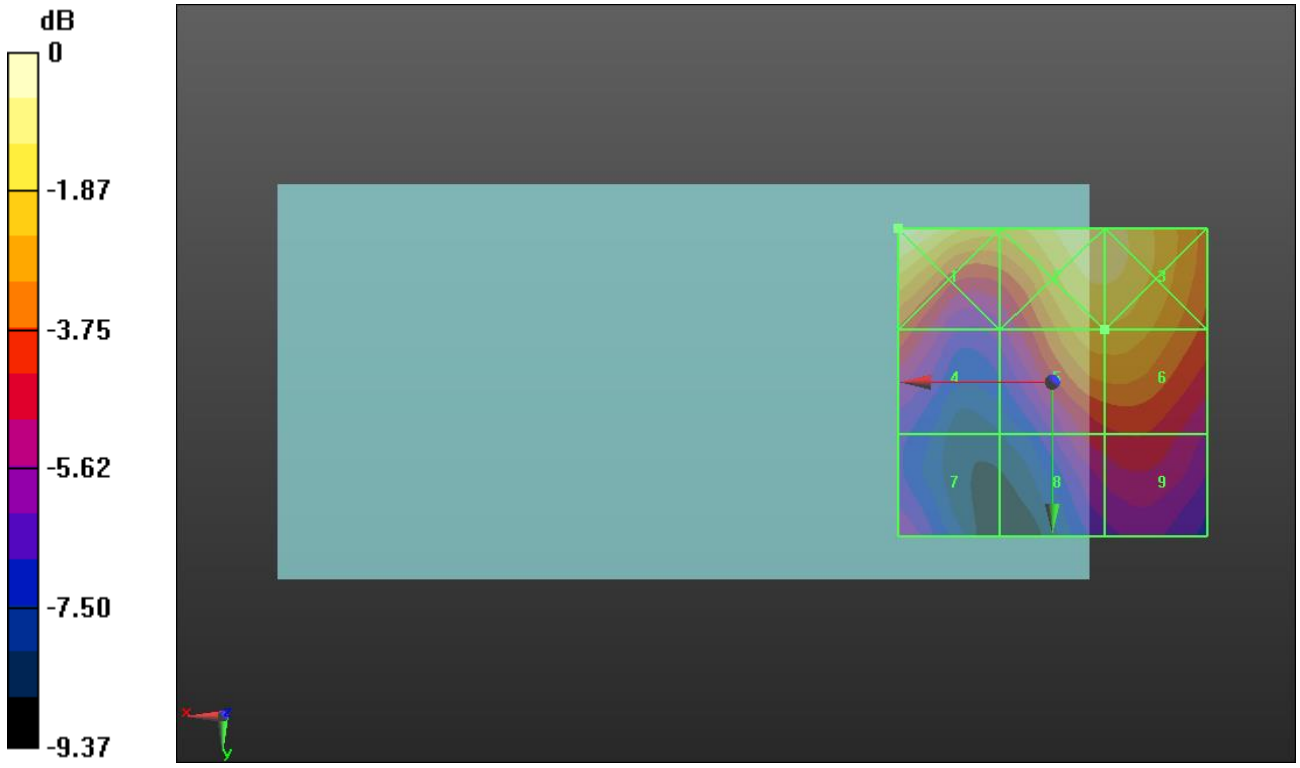

0 dB = 19.06 V/m = 25.60 dBV/m

LTE Band 41 ANT 3

Communication System: UID 10173 - CAG, LTE-TDD (SC-FDMA, 1 RB, 20 MHz, 16-QAM); Frequency: 2636.5 MHz; Duty Cycle: 1:8.87156
Phantom section: RF Section
DASY5 Configuration:
- Probe: EF3DV3 - SN4041; ConvF(1, 1, 1) @ 2636.5 MHz; Calibrated: 3/18/2020
- Sensor-Surface: (Fix Surface)
- Electronics: DAE4 Sn1357; Calibrated: 2/20/2020
- Phantom: HAC Test Arch with AMCC; Type: SD HAC P01 BB
- Measurement SW: DASY52, Version 52.10 (4);SEMCAD X Version 14.6.14 (7483)

LTE Band 41 ANT 3 E-Field measurement/SC-FDMA 1RB 20 MHz 16QAM Ch. 41055/Hearing Aid Compatibility Test (101x101x1): Interpolated grid: dx=0.5000 mm, dy=0.5000 mm

Device Reference Point: 0, 0, -6.3 mm
Reference Value = 17.97 V/m; Power Drift = 0.19 dB
Applied MIF = -1.44 dB
RF audio interference level = 23.27 dBV/m
Emission category: M4

MIF scaled E-field

Grid 1 **M4** **25.99 dBV/m**	Grid 2 **M4** **24.3 dBV/m**	Grid 3 **M4** **24.29 dBV/m**
Grid 4 **M4** **22.52 dBV/m**	Grid 5 **M4** **23.23 dBV/m**	Grid 6 **M4** **23.27 dBV/m**
Grid 7 **M4** **19.21 dBV/m**	Grid 8 **M4** **21.69 dBV/m**	Grid 9 **M4** **21.87 dBV/m**

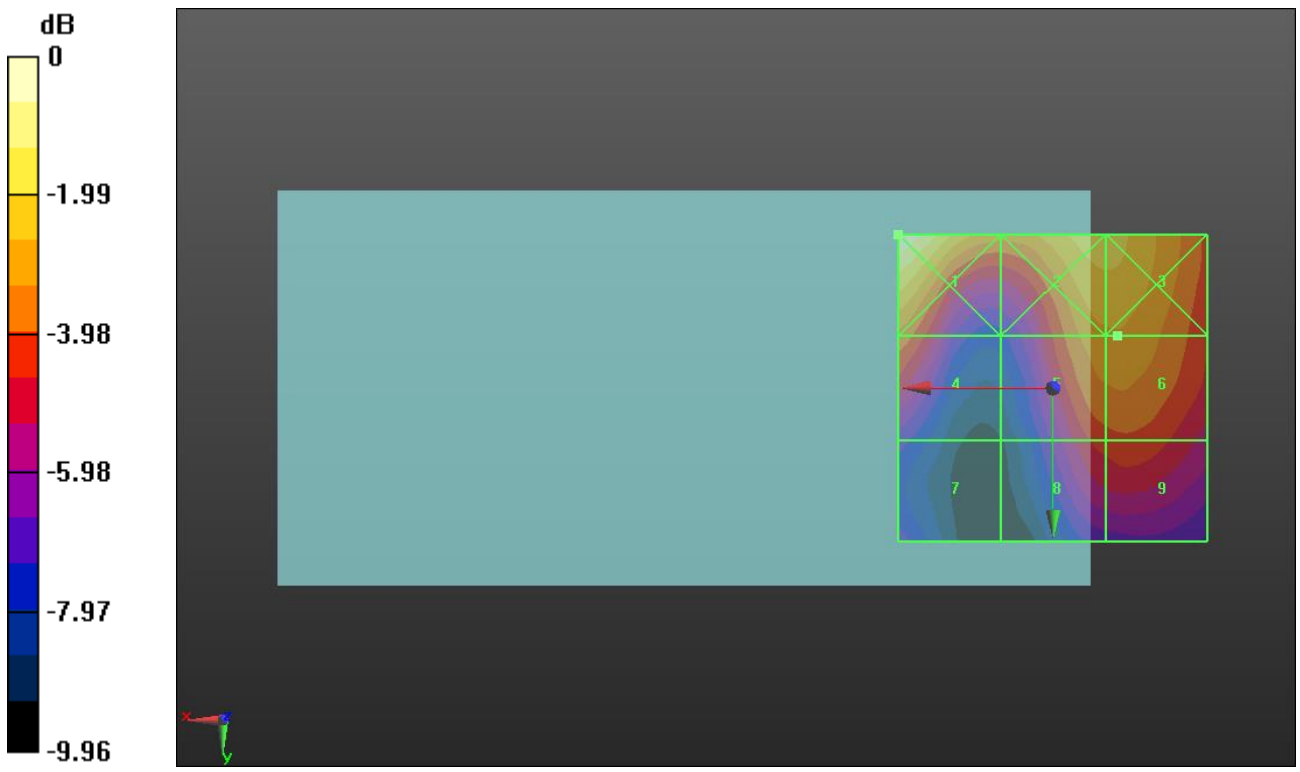

0 dB = 19.93 V/m = 25.99 dBV/m

LTE Band 41 ANT 3

Communication System: UID 10173 - CAG, LTE-TDD (SC-FDMA, 1 RB, 20 MHz, 16-QAM); Frequency: 2680 MHz; Duty Cycle: 1:8.87156
Phantom section: RF Section
DASY5 Configuration:
- Probe: EF3DV3 - SN4041; ConvF(1, 1, 1) @ 2680 MHz; Calibrated: 3/18/2020
- Sensor-Surface: (Fix Surface)
- Electronics: DAE4 Sn1357; Calibrated: 2/20/2020
- Phantom: HAC Test Arch with AMCC; Type: SD HAC P01 BB
- Measurement SW: DASY52, Version 52.10 (4);SEMCAD X Version 14.6.14 (7483)

LTE Band 41 ANT 3 E-Field measurement/SC-FDMA 1RB 20 MHz 16QAM Ch. 41490/Hearing Aid Compatibility Test (101x101x1): Interpolated grid: dx=0.5000 mm, dy=0.5000 mm

Device Reference Point: 0, 0, -6.3 mm
Reference Value = 14.97 V/m; Power Drift = -0.18 dB
Applied MIF = -1.44 dB
RF audio interference level = 21.88 dBV/m
Emission category: M4

MIF scaled E-field

Grid 1 **M4** **24.56 dBV/m**	Grid 2 **M4** **22.78 dBV/m**	Grid 3 **M4** **22.72 dBV/m**
Grid 4 **M4** **21.88 dBV/m**	Grid 5 **M4** **21.46 dBV/m**	Grid 6 **M4** **21.53 dBV/m**
Grid 7 **M4** **19.81 dBV/m**	Grid 8 **M4** **20.51 dBV/m**	Grid 9 **M4** **20.72 dBV/m**

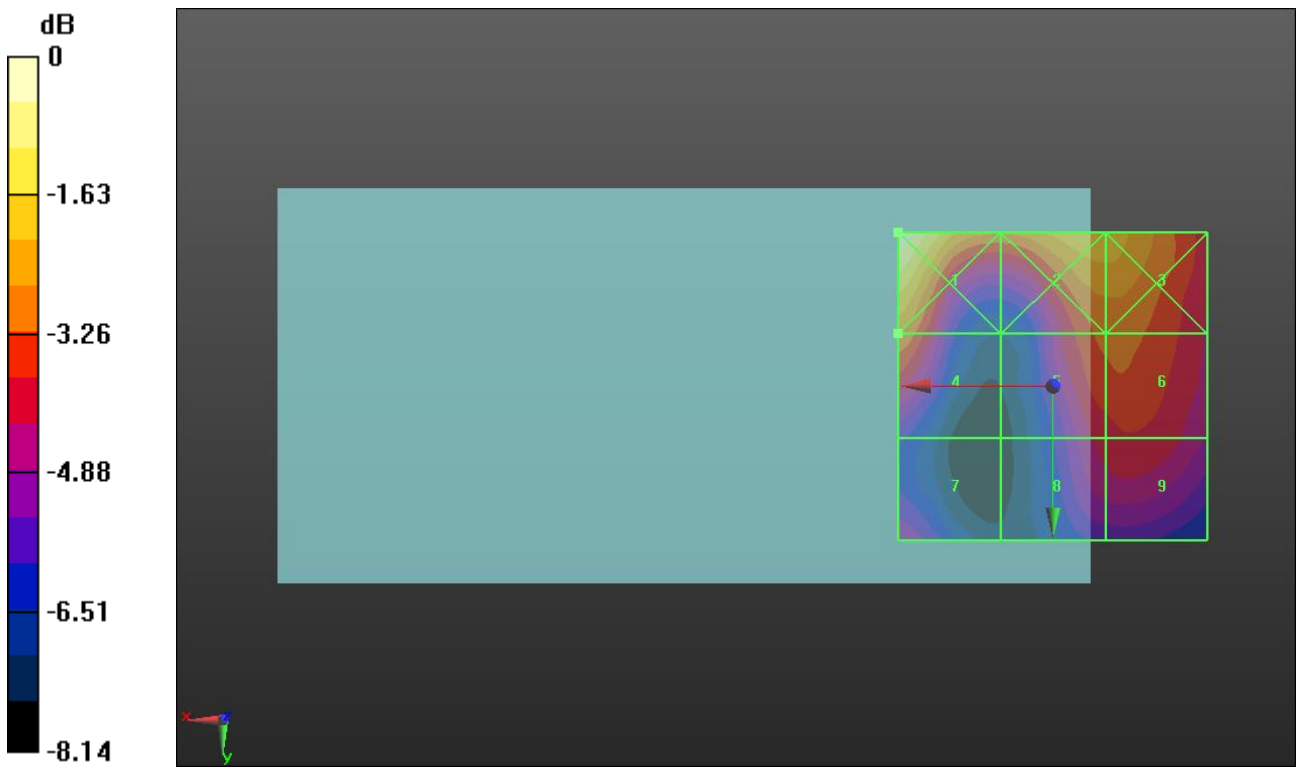

0 dB = 16.90 V/m = 24.56 dBV/m

LTE Band 41 PC2 ANT 3

Communication System: UID 10173 - CAG, LTE-TDD (SC-FDMA, 1 RB, 20 MHz, 16-QAM); Frequency: 2506 MHz; Duty Cycle: 1:8.87156
Phantom section: RF Section
DASY5 Configuration:
- Probe: EF3DV3 - SN4041; ConvF(1, 1, 1) @ 2506 MHz; Calibrated: 3/18/2020
- Sensor-Surface: (Fix Surface)
- Electronics: DAE4 Sn1357; Calibrated: 2/20/2020
- Phantom: HAC Test Arch with AMCC; Type: SD HAC P01 BB
- Measurement SW: DASY52, Version 52.10 (4);SEMCAD X Version 14.6.14 (7483)

LTE Band 41 E-Field measurement/SC-FDMA 1RB 20 MHz 16QAM Ch. 39750/Hearing Aid Compatibility Test (101x101x1): Interpolated grid: dx=0.5000 mm, dy=0.5000 mm

Device Reference Point: 0, 0, -6.3 mm
Reference Value = 24.79 V/m; Power Drift = 0.12 dB
Applied MIF = -1.44 dB
RF audio interference level = 25.63 dBV/m
Emission category: M4

MIF scaled E-field

Grid 1 **M4** **24.92 dBV/m**	Grid 2 **M4** **25.21 dBV/m**	Grid 3 **M4** **25.45 dBV/m**
Grid 4 **M4** **24.09 dBV/m**	Grid 5 **M4** **25.5 dBV/m**	Grid 6 **M4** **25.63 dBV/m**
Grid 7 **M4** **27.1 dBV/m**	Grid 8 **M4** **26.81 dBV/m**	Grid 9 **M4** **26.34 dBV/m**

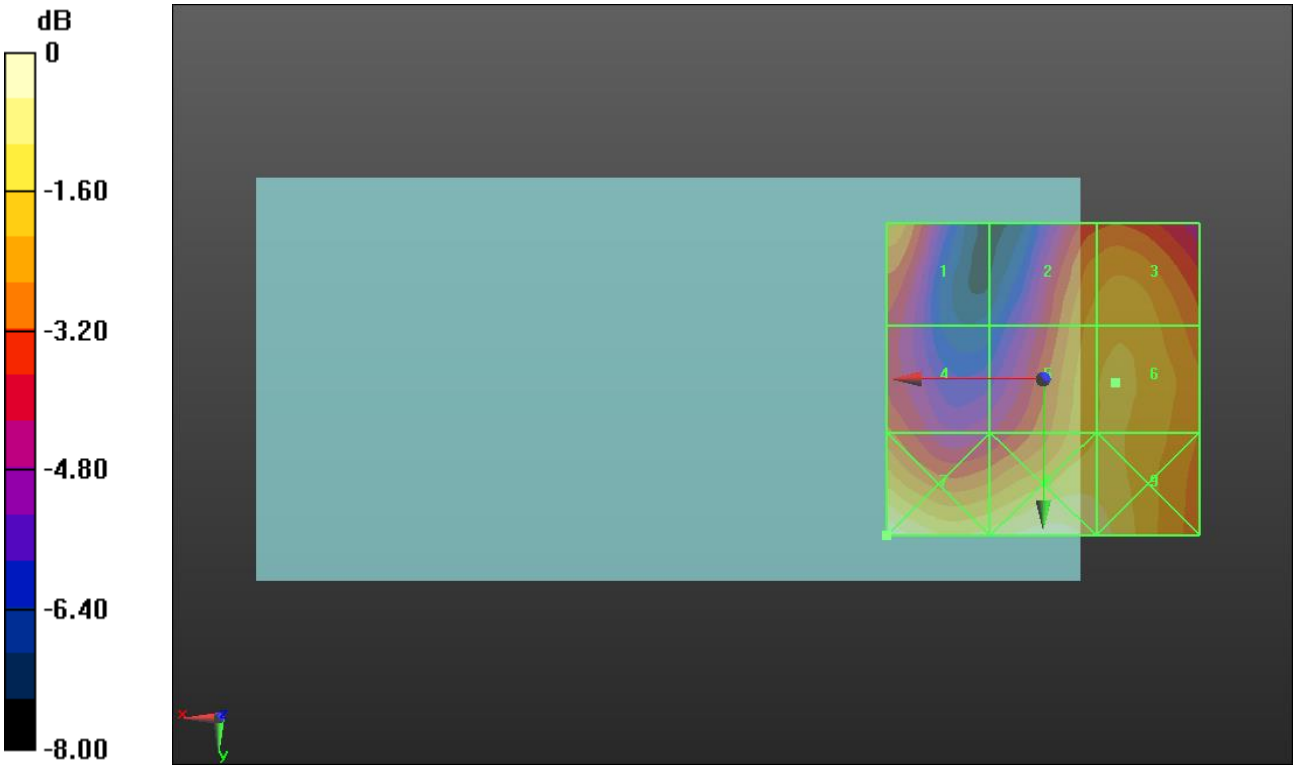

0 dB = 22.65 V/m = 27.10 dBV/m

LTE Band 41 PC2 ANT 3

Communication System: UID 10173 - CAG, LTE-TDD (SC-FDMA, 1 RB, 20 MHz, 16-QAM); Frequency: 2549.5 MHz; Duty Cycle: 1:8.87156
Phantom section: RF Section
DASY5 Configuration:
- Probe: EF3DV3 - SN4041; ConvF(1, 1, 1) @ 2549.5 MHz; Calibrated: 3/18/2020
- Sensor-Surface: (Fix Surface)
- Electronics: DAE4 Sn1357; Calibrated: 2/20/2020
- Phantom: HAC Test Arch with AMCC; Type: SD HAC P01 BB
- Measurement SW: DASY52, Version 52.10 (4);SEMCAD X Version 14.6.14 (7483)

LTE Band 41 E-Field measurement/SC-FDMA 1RB 20 MHz 16QAM Ch. 40185/Hearing Aid Compatibility Test (101x101x1): Interpolated grid: dx=0.5000 mm, dy=0.5000 mm

Device Reference Point: 0, 0, -6.3 mm
Reference Value = 23.76 V/m; Power Drift = -0.14 dB
Applied MIF = -1.44 dB
RF audio interference level = 26.01 dBV/m
Emission category: M4

MIF scaled E-field

Grid 1 **M4** **26.01 dBV/m**	Grid 2 **M4** **24.56 dBV/m**	Grid 3 **M4** **24.69 dBV/m**
Grid 4 **M4** **23.94 dBV/m**	Grid 5 **M4** **25.34 dBV/m**	Grid 6 **M4** **25.36 dBV/m**
Grid 7 **M4** **26.93 dBV/m**	Grid 8 **M4** **27.1 dBV/m**	Grid 9 **M4** **26.75 dBV/m**

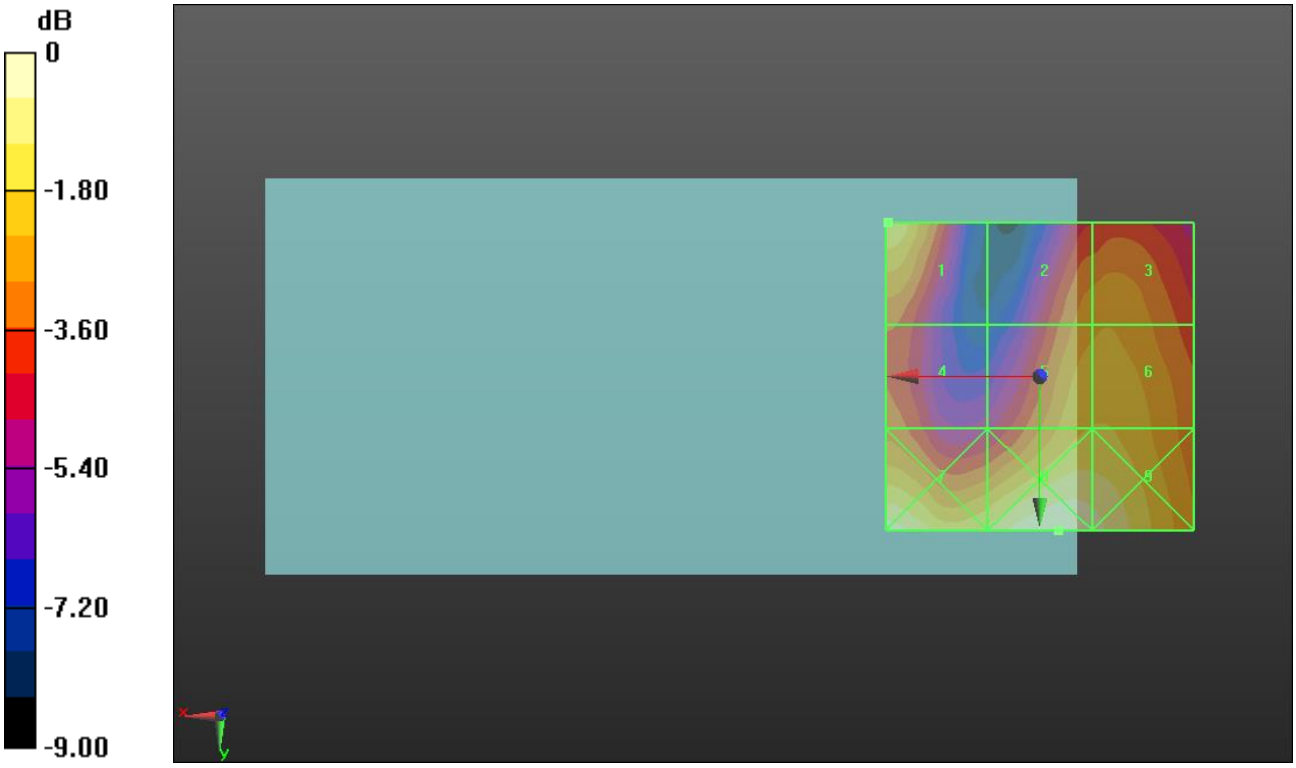

0 dB = 22.66 V/m = 27.11 dBV/m

LTE Band 41 PC2 ANT 3

Communication System: UID 10173 - CAG, LTE-TDD (SC-FDMA, 1 RB, 20 MHz, 16-QAM); Frequency: 2593 MHz; Duty Cycle: 1:8.87156
Phantom section: RF Section
DASY5 Configuration:
- Probe: EF3DV3 - SN4041; ConvF(1, 1, 1) @ 2593 MHz; Calibrated: 3/18/2020
- Sensor-Surface: (Fix Surface)
- Electronics: DAE4 Sn1357; Calibrated: 2/20/2020
- Phantom: HAC Test Arch with AMCC; Type: SD HAC P01 BB
- Measurement SW: DASY52, Version 52.10 (4);SEMCAD X Version 14.6.14 (7483)

LTE Band 41 E-Field measurement/SC-FDMA 1RB 20 MHz 16QAM Ch. 40620/Hearing Aid Compatibility Test (101x101x1): Interpolated grid: dx=0.5000 mm, dy=0.5000 mm

Device Reference Point: 0, 0, -6.3 mm
Reference Value = 23.77 V/m; Power Drift = 0.16 dB
Applied MIF = -1.44 dB
RF audio interference level = 26.43 dBV/m
Emission category: M4

MIF scaled E-field

Grid 1 **M4** **24.14 dBV/m**	Grid 2 **M4** **24.53 dBV/m**	Grid 3 **M4** **24.55 dBV/m**
Grid 4 **M4** **23.63 dBV/m**	Grid 5 **M4** **26.43 dBV/m**	Grid 6 **M4** **26.43 dBV/m**
Grid 7 **M4** **26.83 dBV/m**	Grid 8 **M4** **27.55 dBV/m**	Grid 9 **M4** **27.39 dBV/m**

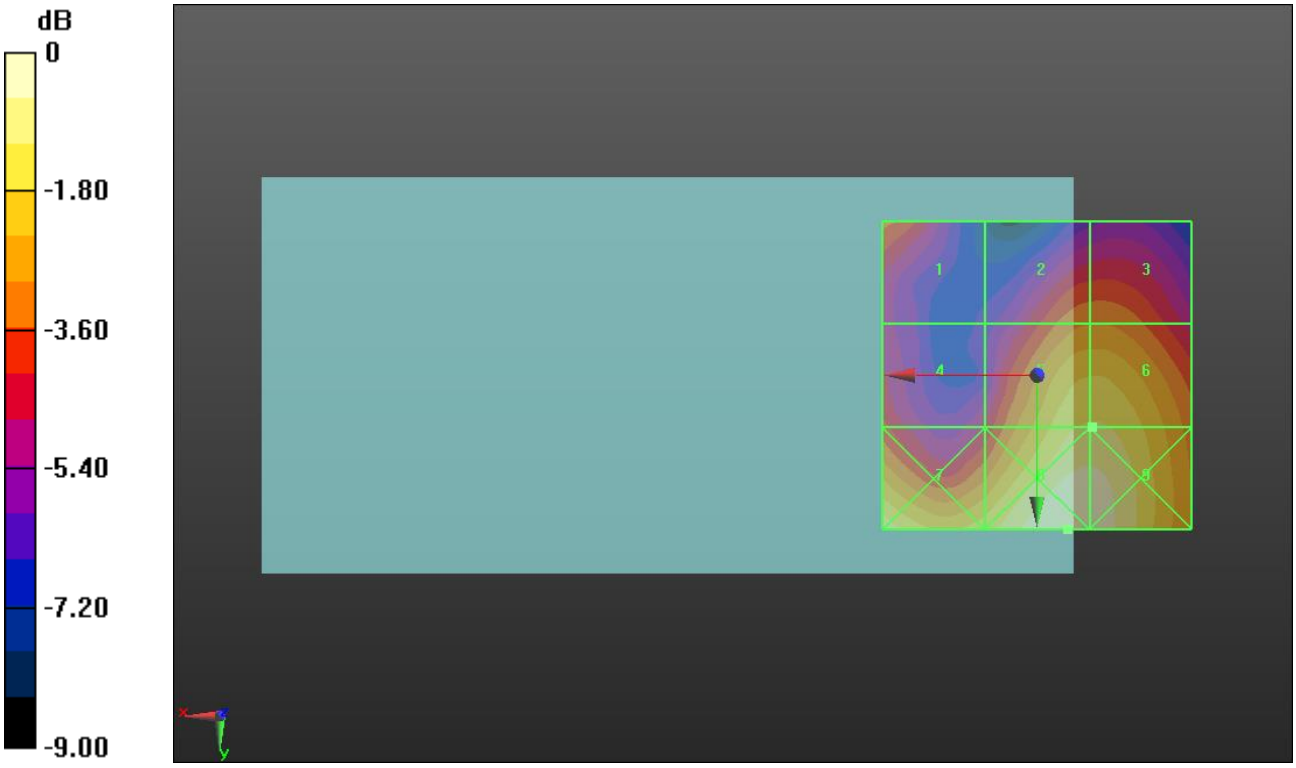

0 dB = 23.84 V/m = 27.55 dBV/m

LTE Band 41 PC2 ANT 3

Communication System: UID 10173 - CAG, LTE-TDD (SC-FDMA, 1 RB, 20 MHz, 16-QAM); Frequency: 2636.5 MHz; Duty Cycle: 1:8.87156
Phantom section: RF Section
DASY5 Configuration:
- Probe: EF3DV3 - SN4041; ConvF(1, 1, 1) @ 2636.5 MHz; Calibrated: 3/18/2020
- Sensor-Surface: (Fix Surface)
- Electronics: DAE4 Sn1357; Calibrated: 2/20/2020
- Phantom: HAC Test Arch with AMCC; Type: SD HAC P01 BB
- Measurement SW: DASY52, Version 52.10 (4);SEMCAD X Version 14.6.14 (7483)

LTE Band 41 E-Field measurement/SC-FDMA 1RB 20 MHz 16QAM Ch. 41055/Hearing Aid Compatibility Test (101x101x1): Interpolated grid: dx=0.5000 mm, dy=0.5000 mm

Device Reference Point: 0, 0, -6.3 mm
Reference Value = 16.70 V/m; Power Drift = 0.12 dB
Applied MIF = -1.44 dB
RF audio interference level = 23.64 dBV/m

Emission category: M4

MIF scaled E-field

Grid 1 **M4** **22.2 dBV/m**	Grid 2 **M4** **22.73 dBV/m**	Grid 3 **M4** **22.83 dBV/m**
Grid 4 **M4** **23.64 dBV/m**	Grid 5 **M4** **23.3 dBV/m**	Grid 6 **M4** **23.48 dBV/m**
Grid 7 **M4** **26.19 dBV/m**	Grid 8 **M4** **25.28 dBV/m**	Grid 9 **M4** **25.14 dBV/m**

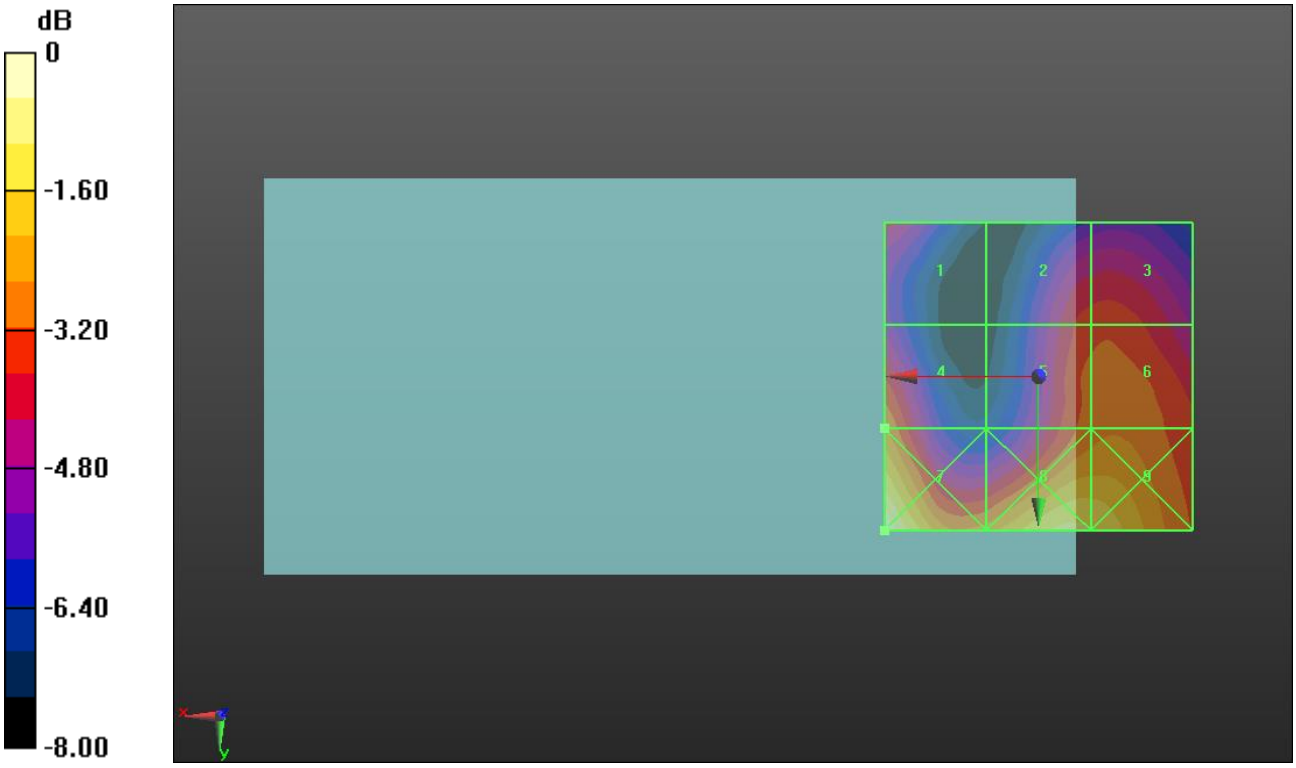

0 dB = 20.40 V/m = 26.19 dBV/m

LTE Band 41 PC2 ANT 3

Communication System: UID 10173 - CAG, LTE-TDD (SC-FDMA, 1 RB, 20 MHz, 16-QAM); Frequency: 2680 MHz; Duty Cycle: 1:8.87156
Phantom section: RF Section
DASY5 Configuration:
- Probe: EF3DV3 - SN4041; ConvF(1, 1, 1) @ 2680 MHz; Calibrated: 3/18/2020
- Sensor-Surface: (Fix Surface)
- Electronics: DAE4 Sn1357; Calibrated: 2/20/2020
- Phantom: HAC Test Arch with AMCC; Type: SD HAC P01 BB
- Measurement SW: DASY52, Version 52.10 (4);SEMCAD X Version 14.6.14 (7483)

LTE Band 41 E-Field measurement/SC-FDMA 1RB 20 MHz 16QAM Ch. 41490/Hearing Aid Compatibility Test (101x101x1): Interpolated grid: dx=0.5000 mm, dy=0.5000 mm

Device Reference Point: 0, 0, -6.3 mm
Reference Value = 13.89 V/m; Power Drift = -0.19 dB
Applied MIF = -1.44 dB
RF audio interference level = 24.02 dBV/m
Emission category: M4

MIF scaled E-field

Grid 1 **M4** **22.87 dBV/m**	Grid 2 **M4** **21.28 dBV/m**	Grid 3 **M4** **22.34 dBV/m**
Grid 4 **M4** **24.02 dBV/m**	Grid 5 **M4** **23 dBV/m**	Grid 6 **M4** **23.52 dBV/m**
Grid 7 **M4** **26.03 dBV/m**	Grid 8 **M4** **25.57 dBV/m**	Grid 9 **M4** **25.5 dBV/m**

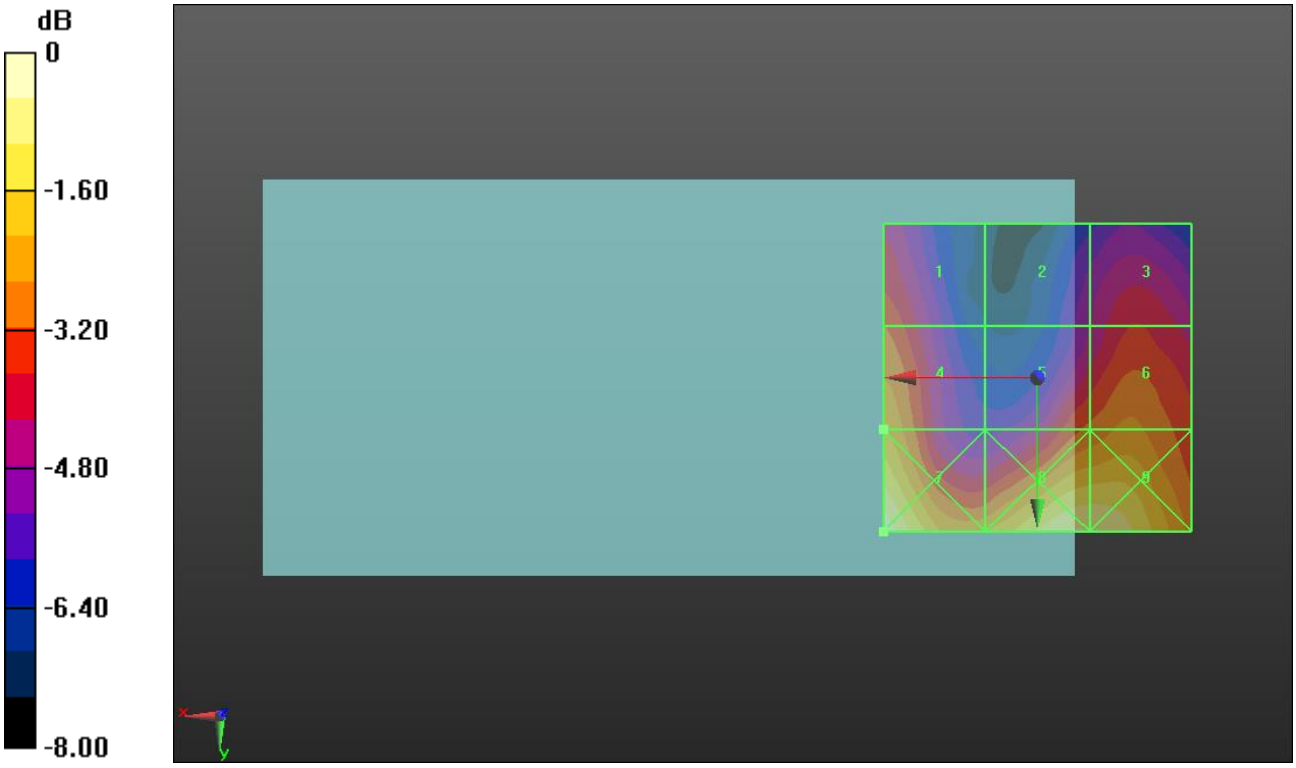

0 dB = 20.03 V/m = 26.03 dBV/m

Wi-Fi 2.4 GHz ANT 3

Communication System: UID 10061 - CAB, IEEE 802.11b WiFi 2.4 GHz (DSSS, 11 Mbps); Frequency: 2412 MHz; Duty Cycle: 1:2.29034
Phantom section: RF Section
DASY5 Configuration:
- Probe: EF3DV3 - SN4041; ConvF(1, 1, 1) @ 2412 MHz; Calibrated: 3/18/2020
- Sensor-Surface: (Fix Surface)
- Electronics: DAE4 Sn1357; Calibrated: 2/20/2020
- Phantom: HAC Test Arch with AMCC; Type: SD HAC P01 BB
- Measurement SW: DASY52, Version 52.10 (4);SEMCAD X Version 14.6.14 (7483)

802.11b E-Field measurement/DSSS 11 Mbps_ch 1/Hearing Aid Compatibility Test (101x101x1): Interpolated grid: dx=0.5000 mm, dy=0.5000 mm

Device Reference Point: 0, 0, -6.3 mm
Reference Value = 24.00 V/m; Power Drift = -0.00 dB
Applied MIF = -2.02 dB
RF audio interference level = 22.70 dBV/m
Emission category: M4

MIF scaled E-field

Grid 1 **M4** **22.14 dBV/m**	Grid 2 **M4** **23.4 dBV/m**	Grid 3 **M4** **23.28 dBV/m**
Grid 4 **M4** **20.31 dBV/m**	Grid 5 **M4** **22.7 dBV/m**	Grid 6 **M4** **22.65 dBV/m**
Grid 7 **M4** **22.51 dBV/m**	Grid 8 **M4** **22.6 dBV/m**	Grid 9 **M4** **22.6 dBV/m**

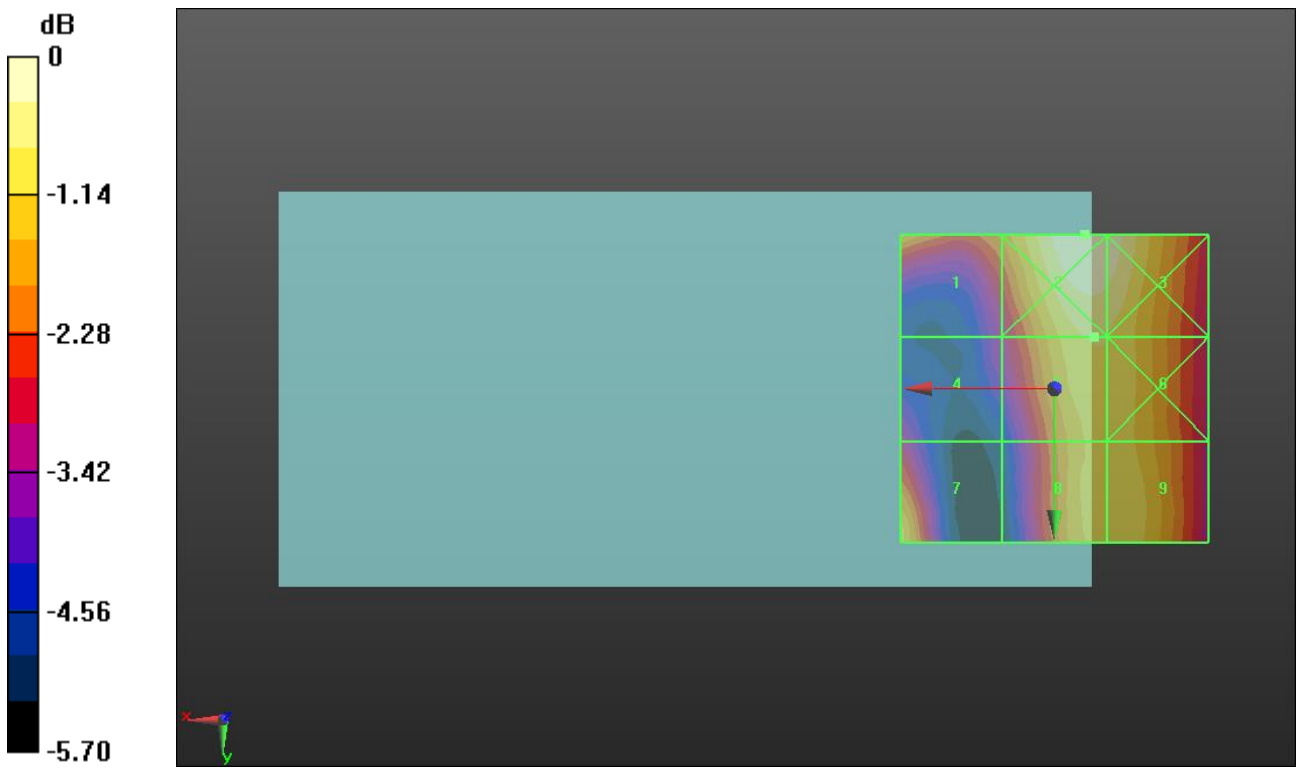

0 dB = 14.80 V/m = 23.41 dBV/m

Wi-Fi 2.4 GHz ANT 3

Communication System: UID 10061 - CAB, IEEE 802.11b WiFi 2.4 GHz (DSSS, 11 Mbps); Frequency: 2437 MHz; Duty Cycle: 1:2.29034
Phantom section: RF Section
DASY5 Configuration:
- Probe: EF3DV3 - SN4041; ConvF(1, 1, 1) @ 2437 MHz; Calibrated: 3/18/2020
- Sensor-Surface: (Fix Surface)
- Electronics: DAE4 Sn1357; Calibrated: 2/20/2020
- Phantom: HAC Test Arch with AMCC; Type: SD HAC P01 BB
- Measurement SW: DASY52, Version 52.10 (4);SEMCAD X Version 14.6.14 (7483)

802.11b E-Field measurement/DSSS 11 Mbps_ch 6/Hearing Aid Compatibility Test (101x101x1): Interpolated grid: dx=0.5000 mm, dy=0.5000 mm

Device Reference Point: 0, 0, -6.3 mm
Reference Value = 22.04 V/m; Power Drift = -0.11 dB
Applied MIF = -2.02 dB
RF audio interference level = 22.35 dBV/m
Emission category: M4

MIF scaled E-field

Grid 1 **M4** **22.17 dBV/m**	Grid 2 **M4** **23.42 dBV/m**	Grid 3 **M4** **23.22 dBV/m**
Grid 4 **M4** **19.38 dBV/m**	Grid 5 **M4** **22.35 dBV/m**	Grid 6 **M4** **22.35 dBV/m**
Grid 7 **M4** **21.98 dBV/m**	Grid 8 **M4** **22.1 dBV/m**	Grid 9 **M4** **22.11 dBV/m**

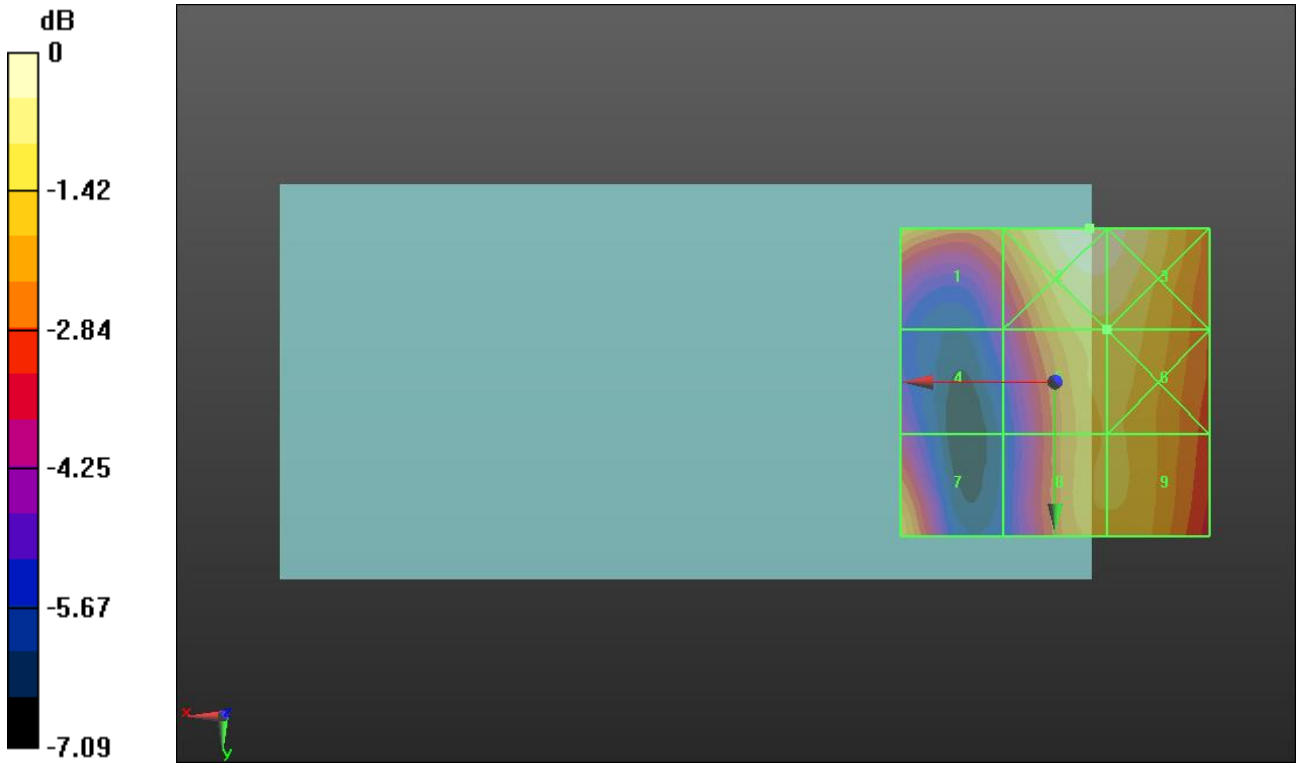

0 dB = 14.83 V/m = 23.42 dBV/m

Wi-Fi 2.4 GHz ANT 3

Communication System: UID 10061 - CAB, IEEE 802.11b WiFi 2.4 GHz (DSSS, 11 Mbps); Frequency: 2462 MHz; Duty Cycle: 1:2.29034
Phantom section: RF Section
DASY5 Configuration:
- Probe: EF3DV3 - SN4041; ConvF(1, 1, 1) @ 2462 MHz; Calibrated: 3/18/2020
- Sensor-Surface: (Fix Surface)
- Electronics: DAE4 Sn1357; Calibrated: 2/20/2020
- Phantom: HAC Test Arch with AMCC; Type: SD HAC P01 BB
- Measurement SW: DASY52, Version 52.10 (4);SEMCAD X Version 14.6.14 (7483)

802.11b E-Field measurement/DSSS 11 Mbps_ch 11/Hearing Aid Compatibility Test (101x101x1): Interpolated grid: dx=0.5000 mm, dy=0.5000 mm

Device Reference Point: 0, 0, -6.3 mm
Reference Value = 22.56 V/m; Power Drift = -0.04 dB
Applied MIF = -2.02 dB
RF audio interference level = 22.33 dBV/m
Emission category: M4

MIF scaled E-field

Grid 1 **M4** **22.2 dBV/m**	Grid 2 **M4** **22.65 dBV/m**	Grid 3 **M4** **22.48 dBV/m**
Grid 4 **M4** **19.14 dBV/m**	Grid 5 **M4** **22.04 dBV/m**	Grid 6 **M4** **22.04 dBV/m**
Grid 7 **M4** **21.39 dBV/m**	Grid 8 **M4** **22.33 dBV/m**	Grid 9 **M4** **22.24 dBV/m**

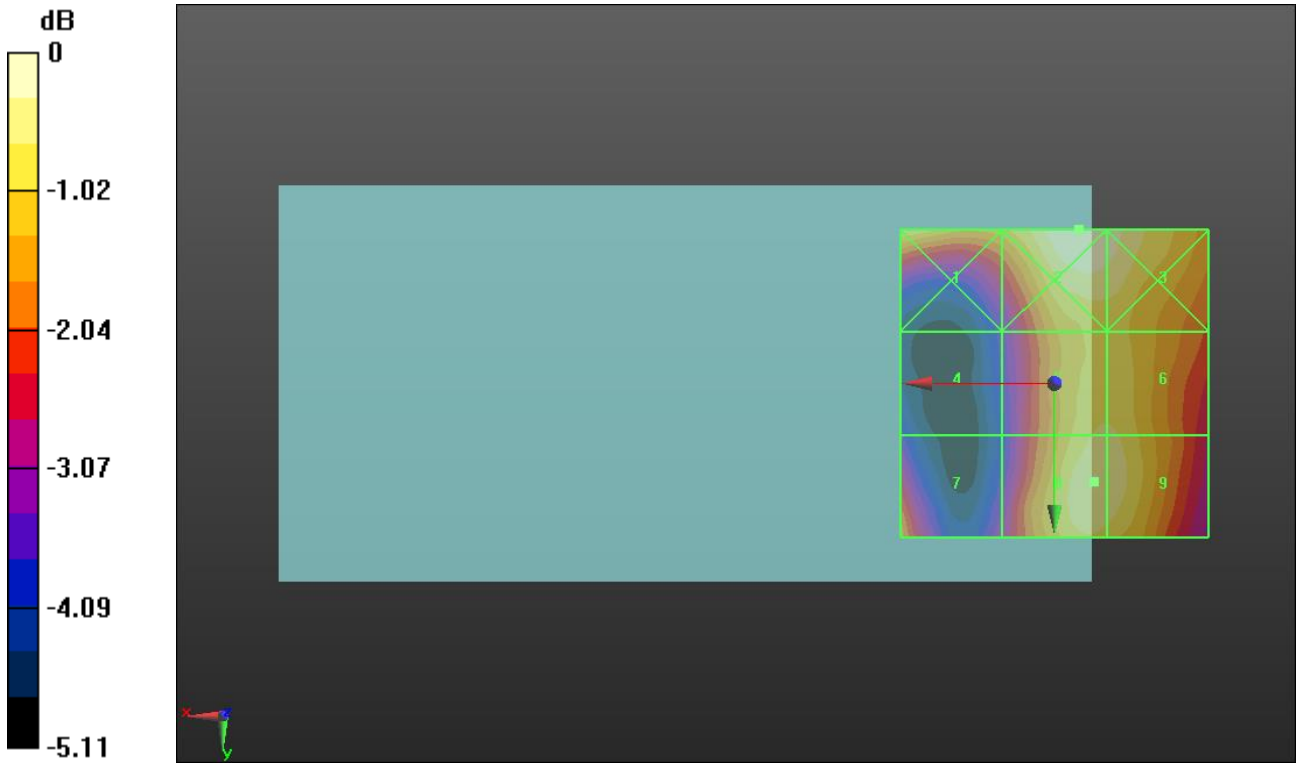

0 dB = 13.57 V/m = 22.65 dBV/m

Wi-Fi 2.4 GHz ANT 3

Communication System: UID 10077 - CAB, IEEE 802.11g WiFi 2.4 GHz (DSSS/OFDM, 54 Mbps); Frequency: 2412 MHz; Duty Cycle: 1:12.5777
Phantom section: RF Section
DASY5 Configuration:
- Probe: EF3DV3 - SN4041; ConvF(1, 1, 1) @ 2412 MHz; Calibrated: 3/18/2020
- Sensor-Surface: (Fix Surface)
- Electronics: DAE4 Sn1357; Calibrated: 2/20/2020
- Phantom: HAC Test Arch with AMCC; Type: SD HAC P01 BB
- Measurement SW: DASY52, Version 52.10 (4);SEMCAD X Version 14.6.14 (7483)

802.11g E-Field measurement/DSSS/OFDM, 54 Mbps_ch 1/Hearing Aid Compatibility Test (101x101x1): Interpolated grid: dx=0.5000 mm, dy=0.5000 mm

Device Reference Point: 0, 0, -6.3 mm
Reference Value = 21.87 V/m; Power Drift = -0.07 dB
Applied MIF = 0.12 dB
RF audio interference level = 24.06 dBV/m
Emission category: M4

MIF scaled E-field

Grid 1 **M4** **23.74 dBV/m**	Grid 2 **M4** **24.9 dBV/m**	Grid 3 **M4** **24.8 dBV/m**
Grid 4 **M4** **21.91 dBV/m**	Grid 5 **M4** **24.06 dBV/m**	Grid 6 **M4** **24.04 dBV/m**
Grid 7 **M4** **23.99 dBV/m**	Grid 8 **M4** **23.99 dBV/m**	Grid 9 **M4** **23.99 dBV/m**

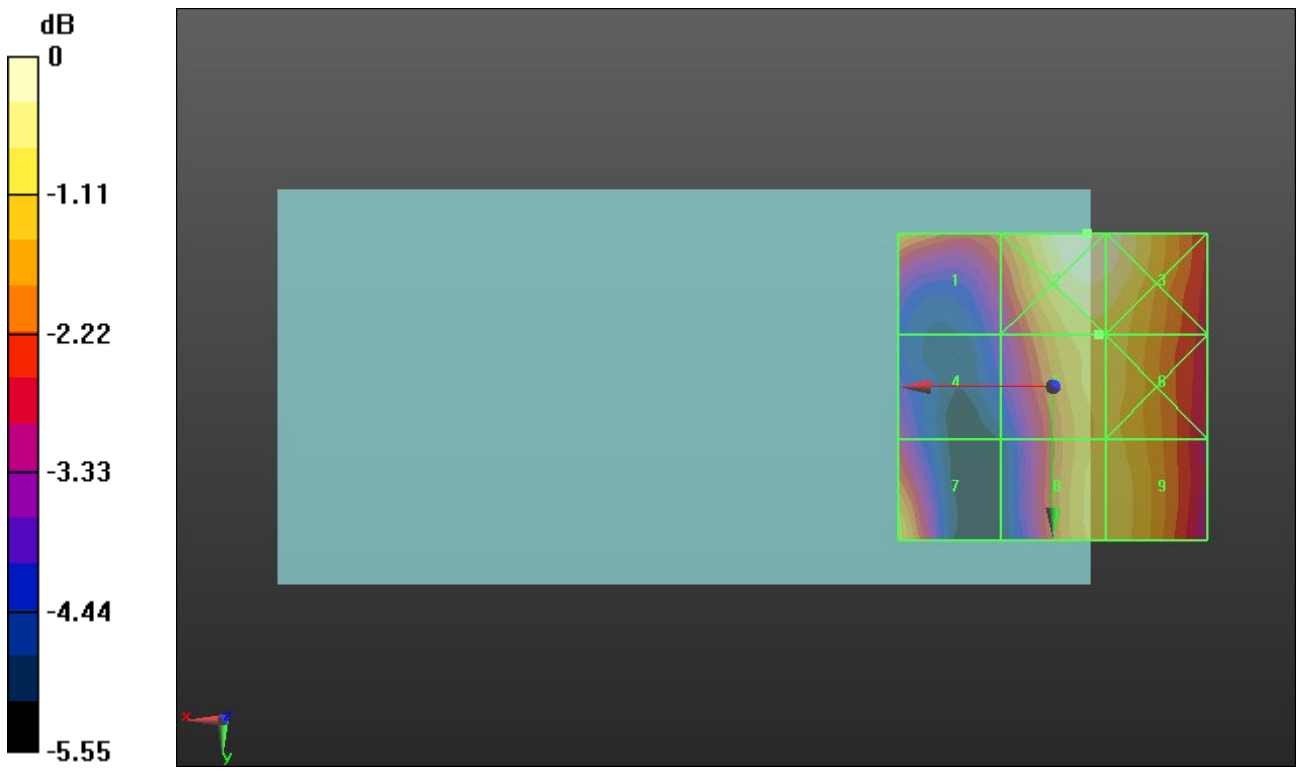

0 dB = 17.59 V/m = 24.91 dBV/m

Wi-Fi 2.4 GHz ANT 3

Communication System: UID 10077 - CAB, IEEE 802.11g WiFi 2.4 GHz (DSSS/OFDM, 54 Mbps); Frequency: 2437 MHz; Duty Cycle: 1:12.5777
Phantom section: RF Section
DASY5 Configuration:
- Probe: EF3DV3 - SN4041; ConvF(1, 1, 1) @ 2437 MHz; Calibrated: 3/18/2020
- Sensor-Surface: (Fix Surface)
- Electronics: DAE4 Sn1357; Calibrated: 2/20/2020
- Phantom: HAC Test Arch with AMCC; Type: SD HAC P01 BB
- Measurement SW: DASY52, Version 52.10 (4);SEMCAD X Version 14.6.14 (7483)

802.11g E-Field measurement/DSSS/OFDM, 54 Mbps_ch 6/Hearing Aid Compatibility Test (101x101x1): Interpolated grid: dx=0.5000 mm, dy=0.5000 mm

Device Reference Point: 0, 0, -6.3 mm
Reference Value = 20.94 V/m; Power Drift = -0.07 dB
Applied MIF = 0.12 dB
RF audio interference level = 23.96 dBV/m
Emission category: M4

MIF scaled E-field

Grid 1 **M4** **23.72 dBV/m**	Grid 2 **M4** **24.87 dBV/m**	Grid 3 **M4** **24.76 dBV/m**
Grid 4 **M4** **21.35 dBV/m**	Grid 5 **M4** **23.96 dBV/m**	Grid 6 **M4** **23.96 dBV/m**
Grid 7 **M4** **23.85 dBV/m**	Grid 8 **M4** **23.76 dBV/m**	Grid 9 **M4** **23.75 dBV/m**

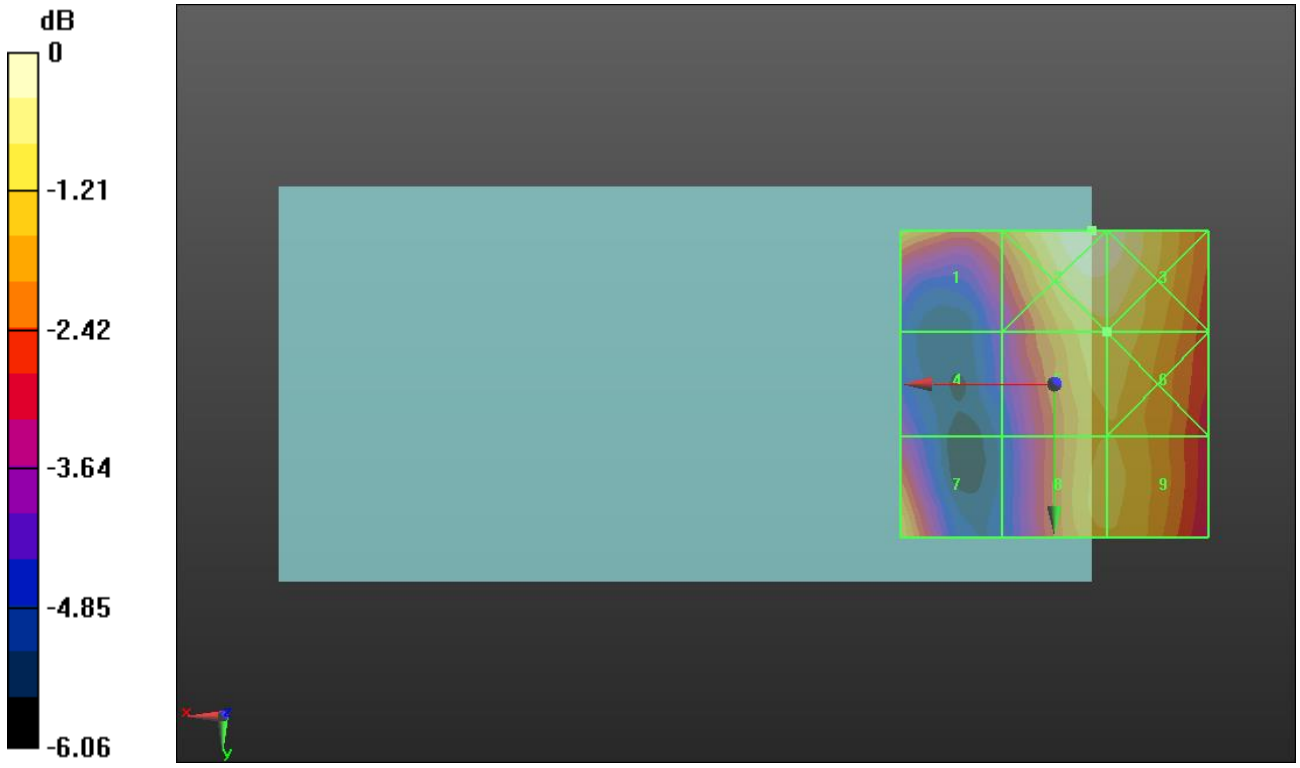

0 dB = 17.51 V/m = 24.87 dBV/m

Wi-Fi 2.4 GHz ANT 3

Communication System: UID 10077 - CAB, IEEE 802.11g WiFi 2.4 GHz (DSSS/OFDM, 54 Mbps); Frequency: 2462 MHz; Duty Cycle: 1:12.5777
Phantom section: RF Section
DASY5 Configuration:
- Probe: EF3DV3 - SN4041; ConvF(1, 1, 1) @ 2462 MHz; Calibrated: 3/18/2020
- Sensor-Surface: (Fix Surface)
- Electronics: DAE4 Sn1357; Calibrated: 2/20/2020
- Phantom: HAC Test Arch with AMCC; Type: SD HAC P01 BB
- Measurement SW: DASY52, Version 52.10 (4);SEMCAD X Version 14.6.14 (7483)

802.11g E-Field measurement/DSSS/OFDM, 54 Mbps_ch 11/Hearing Aid Compatibility Test (101x101x1): Interpolated grid: dx=0.5000 mm, dy=0.5000 mm

Device Reference Point: 0, 0, -6.3 mm
Reference Value = 20.64 V/m; Power Drift = 0.09 dB
Applied MIF = 0.12 dB
RF audio interference level = 23.63 dBV/m
Emission category: M4

MIF scaled E-field

Grid 1 **M4** **23.93 dBV/m**	Grid 2 **M4** **24.34 dBV/m**	Grid 3 **M4** **24.18 dBV/m**
Grid 4 **M4** **20.88 dBV/m**	Grid 5 **M4** **23.49 dBV/m**	Grid 6 **M4** **23.49 dBV/m**
Grid 7 **M4** **23.12 dBV/m**	Grid 8 **M4** **23.63 dBV/m**	Grid 9 **M4** **23.61 dBV/m**

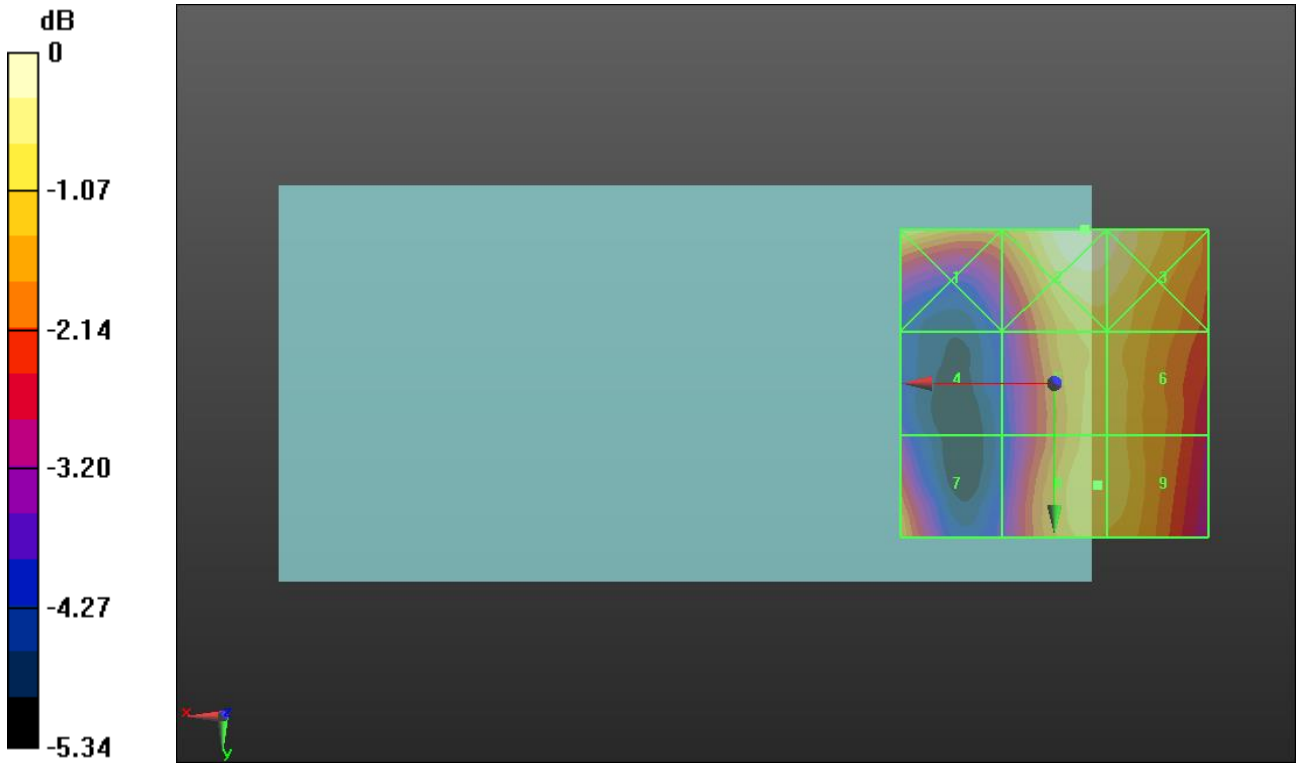

0 dB = 16.49 V/m = 24.34 dBV/m

GSM1900 ANT 4

Communication System: UID 10021 - DAC, GSM-FDD (TDMA, GMSK); Frequency: 1850.2 MHz; Duty Cycle: 1:8.69961
Phantom section: RF Section
DASY5 Configuration:
- Probe: EF3DV3 - SN4041; ConvF(1, 1, 1) @ 1850.2 MHz; Calibrated: 3/18/2020
- Sensor-Surface: (Fix Surface)
- Electronics: DAE4 Sn1357; Calibrated: 2/20/2020
- Phantom: HAC Test Arch with AMCC; Type: SD HAC P01 BB
- Measurement SW: DASY52, Version 52.10 (4);SEMCAD X Version 14.6.14 (7483)

GSM1900 ANT 4 E-Field measurement/Voice_ch 512/Hearing Aid Compatibility Test (101x101x1): Interpolated grid: dx=0.5000 mm, dy=0.5000 mm

Device Reference Point: 0, 0, -6.3 mm
Reference Value = 16.66 V/m; Power Drift = 0.37 dB
Applied MIF = 3.63 dB
RF audio interference level = 28.21 dBV/m
Emission category: M4

MIF scaled E-field

Grid 1 **M4** **25.72 dBV/m**	Grid 2 **M4** **26.17 dBV/m**	Grid 3 **M4** **26.3 dBV/m**
Grid 4 **M4** **27.44 dBV/m**	Grid 5 **M4** **28.15 dBV/m**	Grid 6 **M4** **28.21 dBV/m**
Grid 7 **M3** **30.45 dBV/m**	Grid 8 **M4** **29.22 dBV/m**	Grid 9 **M4** **29.23 dBV/m**

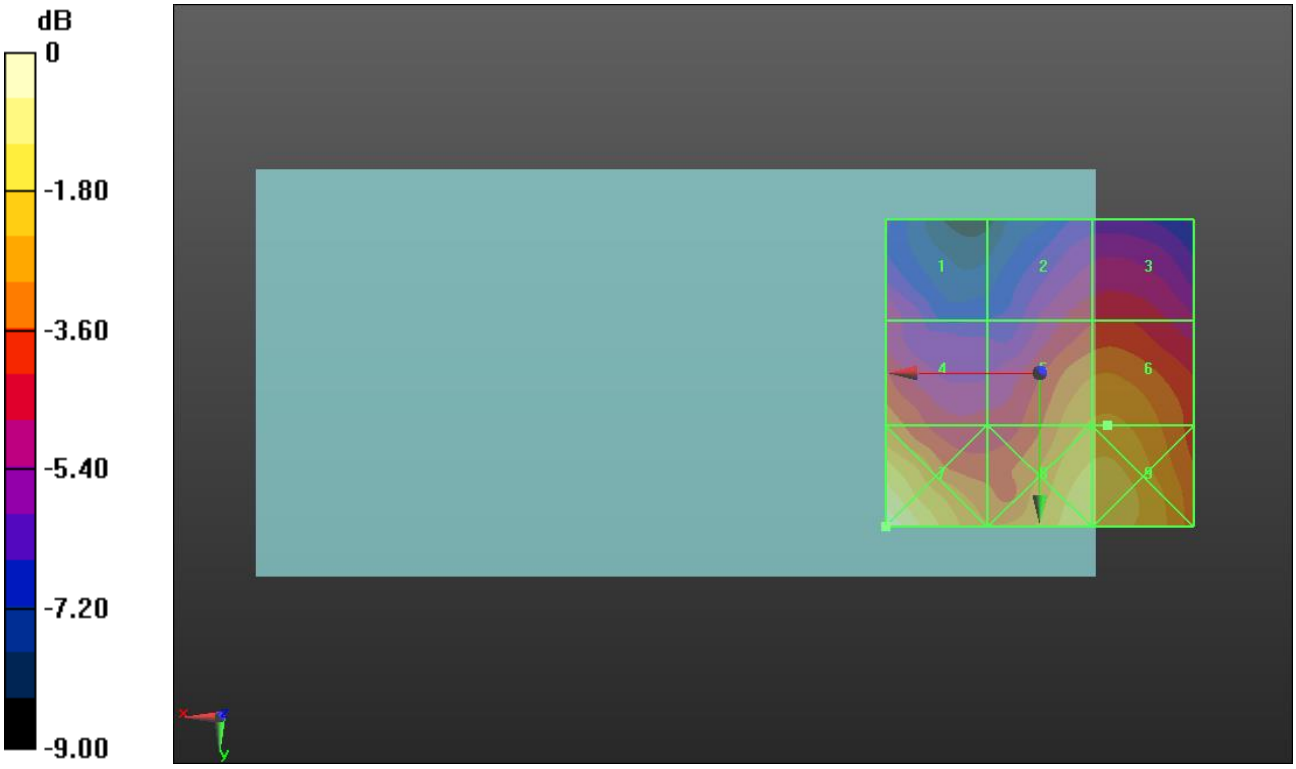

0 dB = 33.31 V/m = 30.45 dBV/m

GSM1900 ANT 4

Communication System: UID 10021 - DAC, GSM-FDD (TDMA, GMSK); Frequency: 1880 MHz; Duty Cycle: 1:8.69961
Phantom section: RF Section
DASY5 Configuration:
- Probe: EF3DV3 - SN4041; ConvF(1, 1, 1) @ 1880 MHz; Calibrated: 3/18/2020
- Sensor-Surface: (Fix Surface)
- Electronics: DAE4 Sn1357; Calibrated: 2/20/2020
- Phantom: HAC Test Arch with AMCC; Type: SD HAC P01 BB
- Measurement SW: DASY52, Version 52.10 (4);SEMCAD X Version 14.6.14 (7483)

GSM1900 ANT 4 E-Field measurement/Voice_ch 661/Hearing Aid Compatibility Test (101x101x1): Interpolated grid: dx=0.5000 mm, dy=0.5000 mm

Device Reference Point: 0, 0, -6.3 mm
Reference Value = 18.50 V/m; Power Drift = -0.04 dB
Applied MIF = 3.63 dB
RF audio interference level = 28.57 dBV/m
Emission category: M4

MIF scaled E-field

Grid 1 **M4** **24.7 dBV/m**	Grid 2 **M4** **27.6 dBV/m**	Grid 3 **M4** **27.71 dBV/m**
Grid 4 **M4** **27.43 dBV/m**	Grid 5 **M4** **28.43 dBV/m**	Grid 6 **M4** **28.57 dBV/m**
Grid 7 **M3** **30.84 dBV/m**	Grid 8 **M4** **29.04 dBV/m**	Grid 9 **M4** **29.07 dBV/m**

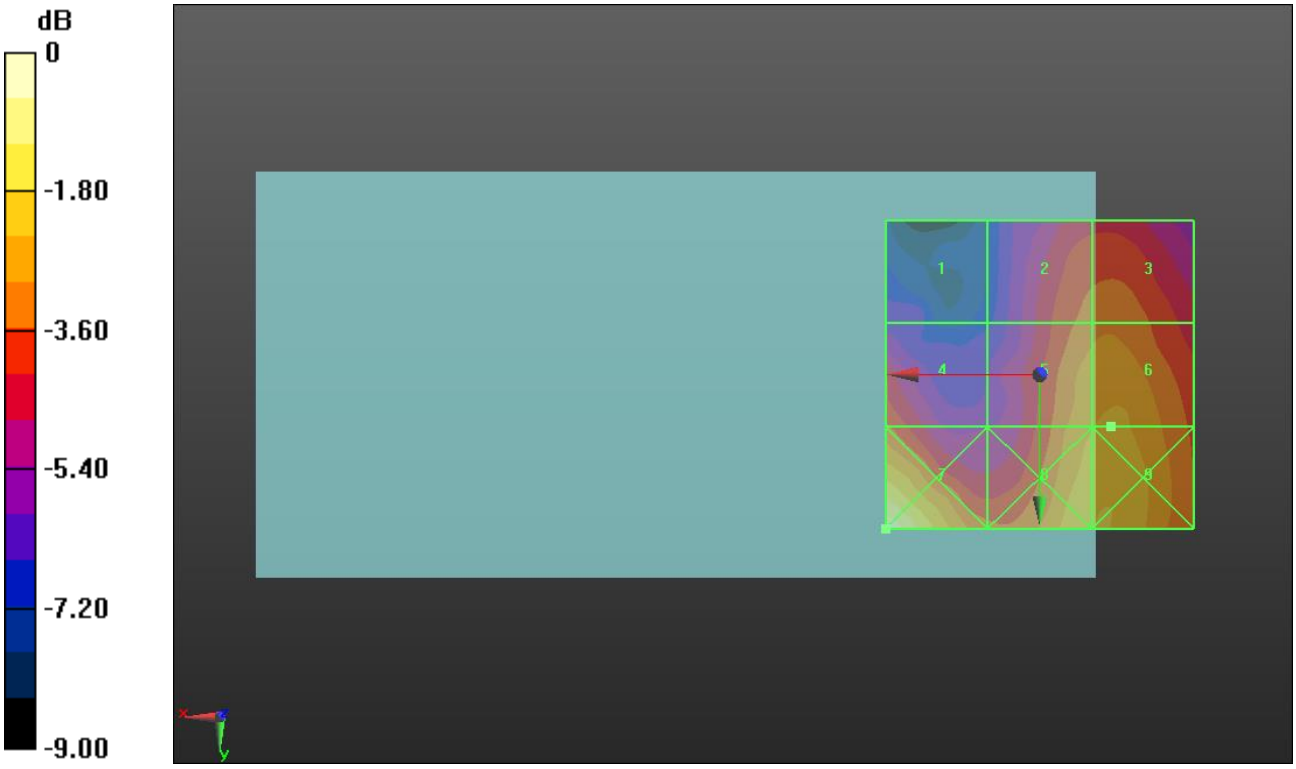

0 dB = 34.84 V/m = 30.84 dBV/m

GSM1900 ANT 4

Communication System: UID 10021 - DAC, GSM-FDD (TDMA, GMSK); Frequency: 1909.8 MHz; Duty Cycle: 1:8.69961
Phantom section: RF Section
DASY5 Configuration:
- Probe: EF3DV3 - SN4041; ConvF(1, 1, 1) @ 1909.8 MHz; Calibrated: 3/18/2020
- Sensor-Surface: (Fix Surface)
- Electronics: DAE4 Sn1357; Calibrated: 2/20/2020
- Phantom: HAC Test Arch with AMCC; Type: SD HAC P01 BB
- Measurement SW: DASY52, Version 52.10 (4);SEMCAD X Version 14.6.14 (7483)

GSM1900 ANT 4 E-Field measurement/Voice_ch 810/Hearing Aid Compatibility Test (101x101x1): Interpolated grid: dx=0.5000 mm, dy=0.5000 mm

Device Reference Point: 0, 0, -6.3 mm
Reference Value = 15.12 V/m; Power Drift = 0.51 dB
Applied MIF = 3.63 dB
RF audio interference level = 27.19 dBV/m
Emission category: M4

MIF scaled E-field

Grid 1 **M4** **23.53 dBV/m**	Grid 2 **M4** **26.37 dBV/m**	Grid 3 **M4** **26.42 dBV/m**
Grid 4 **M4** **26.61 dBV/m**	Grid 5 **M4** **26.92 dBV/m**	Grid 6 **M4** **27.19 dBV/m**
Grid 7 **M3** **30.42 dBV/m**	Grid 8 **M4** **27.77 dBV/m**	Grid 9 **M4** **27.46 dBV/m**

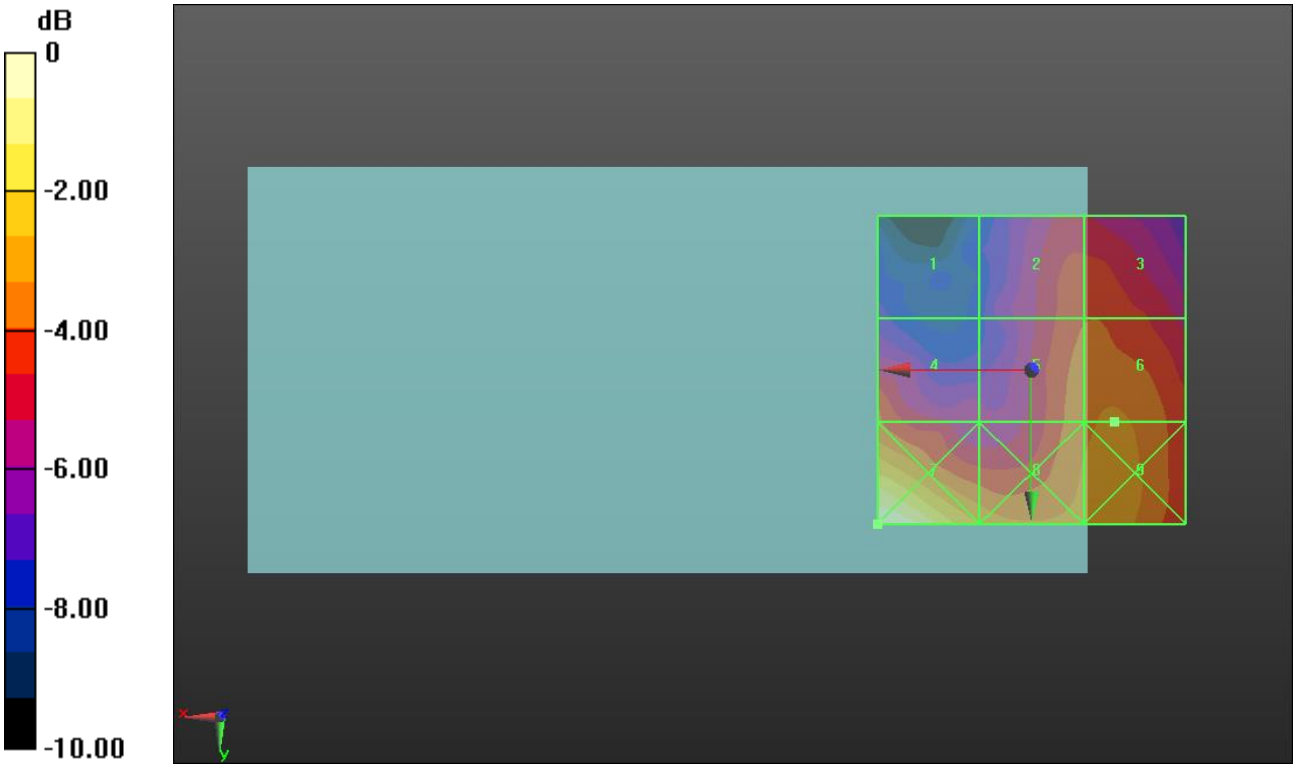

0 dB = 33.18 V/m = 30.42 dBV/m

LTE Band 41 ANT 4

Communication System: UID 10173 - CAG, LTE-TDD (SC-FDMA, 1 RB, 20 MHz, 16-QAM); Frequency: 2506 MHz; Duty Cycle: 1:8.87156
Phantom section: RF Section
DASY5 Configuration:
- Probe: EF3DV3 - SN4041; ConvF(1, 1, 1) @ 2506 MHz; Calibrated: 3/18/2020
- Sensor-Surface: (Fix Surface)
- Electronics: DAE4 Sn1357; Calibrated: 2/20/2020
- Phantom: HAC Test Arch with AMCC; Type: SD HAC P01 BB
- Measurement SW: DASY52, Version 52.10 (4);SEMCAD X Version 14.6.14 (7483)

LTE Band 41 ANT 4 E-Field measurement/SC-FDMA 1RB 20 MHz 16QAM Ch. 39750/Hearing Aid Compatibility Test (101x101x1): Interpolated grid: dx=0.5000 mm, dy=0.5000 mm

Device Reference Point: 0, 0, -6.3 mm
Reference Value = 17.29 V/m; Power Drift = -0.06 dB
Applied MIF = -1.44 dB
RF audio interference level = 22.55 dBV/m
Emission category: M4

MIF scaled E-field

Grid 1 **M4** **19.55 dBV/m**	Grid 2 **M4** **21.44 dBV/m**	Grid 3 **M4** **21.22 dBV/m**
Grid 4 **M4** **20.35 dBV/m**	Grid 5 **M4** **22.55 dBV/m**	Grid 6 **M4** **22.55 dBV/m**
Grid 7 **M4** **26.33 dBV/m**	Grid 8 **M4** **26.87 dBV/m**	Grid 9 **M4** **26.64 dBV/m**

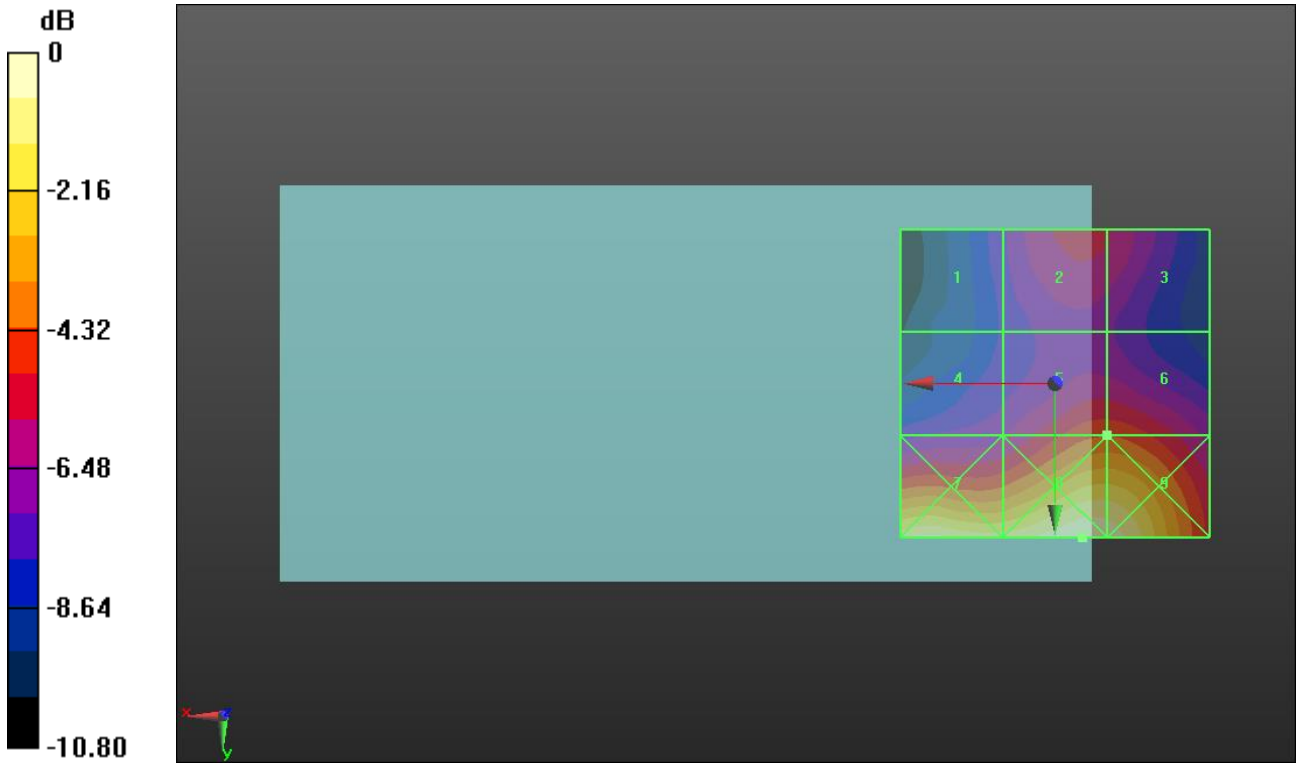

0 dB = 22.06 V/m = 26.87 dBV/m

LTE Band 41 ANT 4

Communication System: UID 10173 - CAG, LTE-TDD (SC-FDMA, 1 RB, 20 MHz, 16-QAM); Frequency: 2549.5 MHz; Duty Cycle: 1:8.87156
Phantom section: RF Section
DASY5 Configuration:
- Probe: EF3DV3 - SN4041; ConvF(1, 1, 1) @ 2549.5 MHz; Calibrated: 3/18/2020
- Sensor-Surface: (Fix Surface)
- Electronics: DAE4 Sn1357; Calibrated: 2/20/2020
- Phantom: HAC Test Arch with AMCC; Type: SD HAC P01 BB
- Measurement SW: DASY52, Version 52.10 (4);SEMCAD X Version 14.6.14 (7483)

LTE Band 41 ANT 4 E-Field measurement/SC-FDMA 1RB 20 MHz 16QAM Ch. 40185/Hearing Aid Compatibility Test (101x101x1): Interpolated grid: dx=0.5000 mm, dy=0.5000 mm

Device Reference Point: 0, 0, -6.3 mm
Reference Value = 19.54 V/m; Power Drift = -0.03 dB
Applied MIF = -1.44 dB
RF audio interference level = 22.40 dBV/m
Emission category: M4

MIF scaled E-field

Grid 1 **M4** **19.4 dBV/m**	Grid 2 **M4** **20.89 dBV/m**	Grid 3 **M4** **20.36 dBV/m**
Grid 4 **M4** **20.82 dBV/m**	Grid 5 **M4** **22.4 dBV/m**	Grid 6 **M4** **22.3 dBV/m**
Grid 7 **M4** **26.37 dBV/m**	Grid 8 **M4** **26.52 dBV/m**	Grid 9 **M4** **26.17 dBV/m**

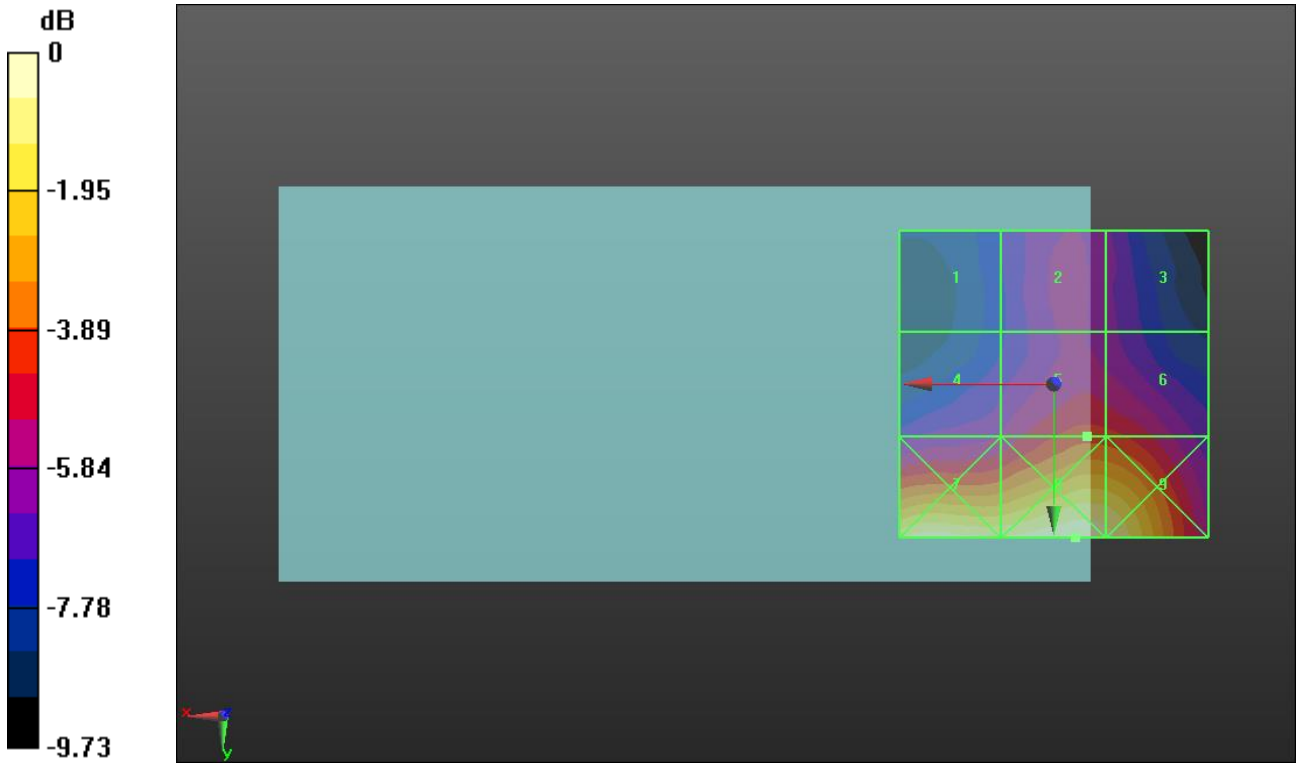

0 dB = 21.19 V/m = 26.52 dBV/m

LTE Band 41 ANT 4

Communication System: UID 10173 - CAG, LTE-TDD (SC-FDMA, 1 RB, 20 MHz, 16-QAM); Frequency: 2593 MHz; Duty Cycle: 1:8.87156
Phantom section: RF Section
DASY5 Configuration:
- Probe: EF3DV3 - SN4041; ConvF(1, 1, 1) @ 2593 MHz; Calibrated: 3/18/2020
- Sensor-Surface: (Fix Surface)
- Electronics: DAE4 Sn1357; Calibrated: 2/20/2020
- Phantom: HAC Test Arch with AMCC; Type: SD HAC P01 BB
- Measurement SW: DASY52, Version 52.10 (4);SEMCAD X Version 14.6.14 (7483)

LTE Band 41 ANT 4 E-Field measurement/SC-FDMA 1RB 20 MHz 16QAM Ch. 40620/Hearing Aid Compatibility Test (101x101x1): Interpolated grid: dx=0.5000 mm, dy=0.5000 mm

Device Reference Point: 0, 0, -6.3 mm
Reference Value = 17.76 V/m; Power Drift = -0.04 dB
Applied MIF = -1.44 dB
RF audio interference level = 20.65 dBV/m
Emission category: M4

MIF scaled E-field

Grid 1 **M4** **19.4 dBV/m**	Grid 2 **M4** **20.65 dBV/m**	Grid 3 **M4** **19.41 dBV/m**
Grid 4 **M4** **20.08 dBV/m**	Grid 5 **M4** **20.48 dBV/m**	Grid 6 **M4** **19.53 dBV/m**
Grid 7 **M4** **25.85 dBV/m**	Grid 8 **M4** **25.12 dBV/m**	Grid 9 **M4** **24.33 dBV/m**



0 dB = 19.62 V/m = 25.85 dBV/m

LTE Band 41 ANT 4

Communication System: UID 10173 - CAG, LTE-TDD (SC-FDMA, 1 RB, 20 MHz, 16-QAM); Frequency: 2636.5 MHz; Duty Cycle: 1:8.87156
Phantom section: RF Section
DASY5 Configuration:
- Probe: EF3DV3 - SN4041; ConvF(1, 1, 1) @ 2636.5 MHz; Calibrated: 3/18/2020
- Sensor-Surface: (Fix Surface)
- Electronics: DAE4 Sn1357; Calibrated: 2/20/2020
- Phantom: HAC Test Arch with AMCC; Type: SD HAC P01 BB
- Measurement SW: DASY52, Version 52.10 (4);SEMCAD X Version 14.6.14 (7483)

LTE Band 41 ANT 4 E-Field measurement/SC-FDMA 1RB 20 MHz 16QAM Ch. 41055/Hearing Aid Compatibility Test (101x101x1): Interpolated grid: dx=0.5000 mm, dy=0.5000 mm

Device Reference Point: 0, 0, -6.3 mm
Reference Value = 16.05 V/m; Power Drift = 0.11 dB
Applied MIF = -1.44 dB
RF audio interference level = 19.74 dBV/m

Emission category: M4

MIF scaled E-field

Grid 1 **M4** **18.3 dBV/m**	Grid 2 **M4** **19.74 dBV/m**	Grid 3 **M4** **18.29 dBV/m**
Grid 4 **M4** **19.2 dBV/m**	Grid 5 **M4** **19.67 dBV/m**	Grid 6 **M4** **18.24 dBV/m**
Grid 7 **M4** **25.74 dBV/m**	Grid 8 **M4** **24.75 dBV/m**	Grid 9 **M4** **23.5 dBV/m**

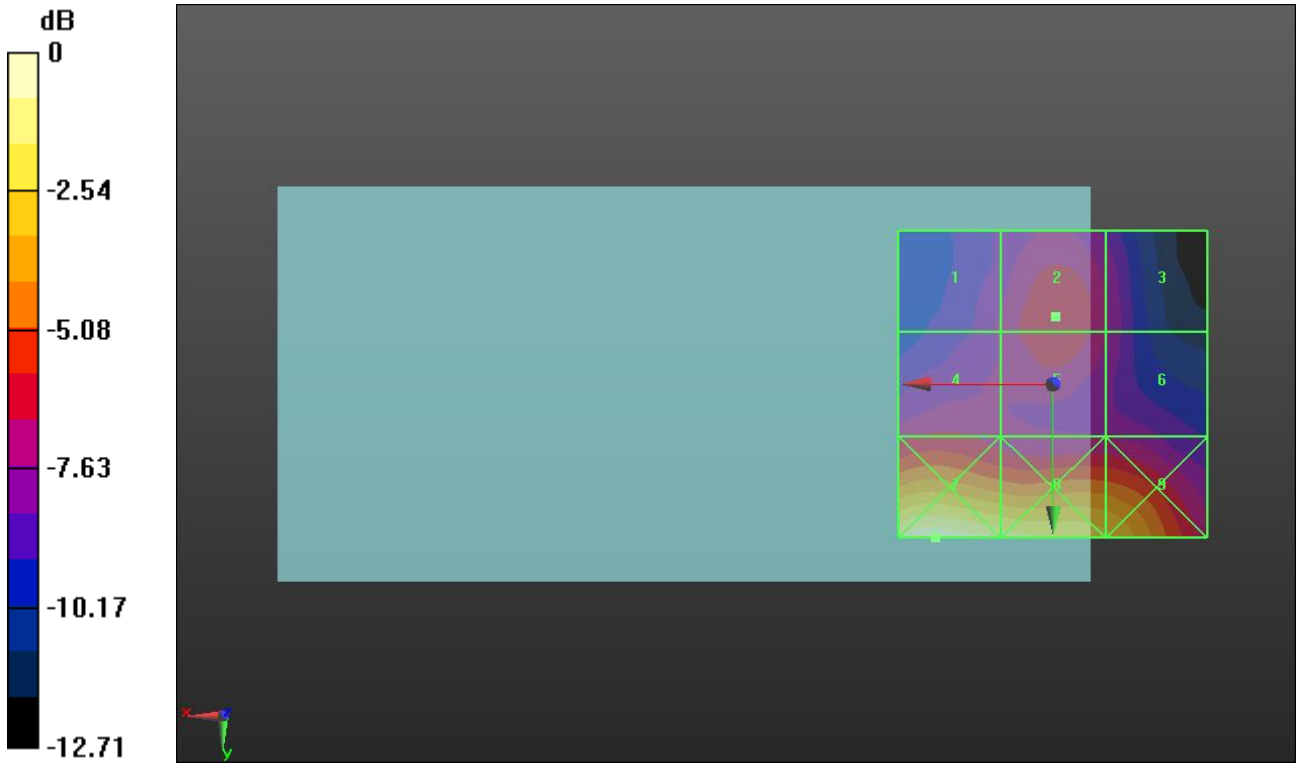

0 dB = 19.37 V/m = 25.74 dBV/m

LTE Band 41 ANT 4

Communication System: UID 10173 - CAG, LTE-TDD (SC-FDMA, 1 RB, 20 MHz, 16-QAM); Frequency: 2680 MHz; Duty Cycle: 1:8.87156
Phantom section: RF Section
DASY5 Configuration:
- Probe: EF3DV3 - SN4041; ConvF(1, 1, 1) @ 2680 MHz; Calibrated: 3/18/2020
- Sensor-Surface: (Fix Surface)
- Electronics: DAE4 Sn1357; Calibrated: 2/20/2020
- Phantom: HAC Test Arch with AMCC; Type: SD HAC P01 BB
- Measurement SW: DASY52, Version 52.10 (4);SEMCAD X Version 14.6.14 (7483)

LTE Band 41 ANT 4 E-Field measurement/SC-FDMA 1RB 20 MHz 16QAM Ch. 41490/Hearing Aid Compatibility Test (101x101x1): Interpolated grid: dx=0.5000 mm, dy=0.5000 mm

Device Reference Point: 0, 0, -6.3 mm
Reference Value = 15.59 V/m; Power Drift = 0.09 dB
Applied MIF = -1.44 dB
RF audio interference level = 19.57 dBV/m
Emission category: M4

MIF scaled E-field

Grid 1 **M4** **18.13 dBV/m**	Grid 2 **M4** **19.26 dBV/m**	Grid 3 **M4** **17.71 dBV/m**
Grid 4 **M4** **19.57 dBV/m**	Grid 5 **M4** **19.25 dBV/m**	Grid 6 **M4** **18.67 dBV/m**
Grid 7 **M4** **25.69 dBV/m**	Grid 8 **M4** **23.77 dBV/m**	Grid 9 **M4** **23.29 dBV/m**



0 dB = 19.26 V/m = 25.69 dBV/m

LTE Band 48 ANT 4

Communication System: UID 10173 - CAG, LTE-TDD (SC-FDMA, 1 RB, 20 MHz, 16-QAM); Frequency: 3560 MHz; Duty Cycle: 1:8.8736
Phantom section: RF Section
DASY5 Configuration:
- Probe: EF3DV3 - SN4041; ConvF(1, 1, 1) @ 3560 MHz; Calibrated: 3/18/2020
- Sensor-Surface: (Fix Surface)
- Electronics: DAE4 Sn1357; Calibrated: 2/20/2020
- Phantom: HAC Test Arch with AMCC; Type: SD HAC P01 BB
- Measurement SW: DASY52, Version 52.10 (4);SEMCAD X Version 14.6.14 (7483)

LTE Band 48 ANT 4 E-Field measurement/SC-FDMA 1RB 20 MHz 16QAM Ch. 55340/Hearing Aid Compatibility Test (101x101x1): Interpolated grid: dx=0.5000 mm, dy=0.5000 mm

Device Reference Point: 0, 0, -6.3 mm
Reference Value = 24.25 V/m; Power Drift = 0.00 dB
Applied MIF = -1.44 dB
RF audio interference level = 24.02 dBV/m
Emission category: M4

MIF scaled E-field

Grid 1 **M4** **18.1 dBV/m**	Grid 2 **M4** **21.38 dBV/m**	Grid 3 **M4** **21.39 dBV/m**
Grid 4 **M4** **20.09 dBV/m**	Grid 5 **M4** **24.02 dBV/m**	Grid 6 **M4** **23.97 dBV/m**
Grid 7 **M4** **25.46 dBV/m**	Grid 8 **M4** **25.62 dBV/m**	Grid 9 **M4** **25.09 dBV/m**

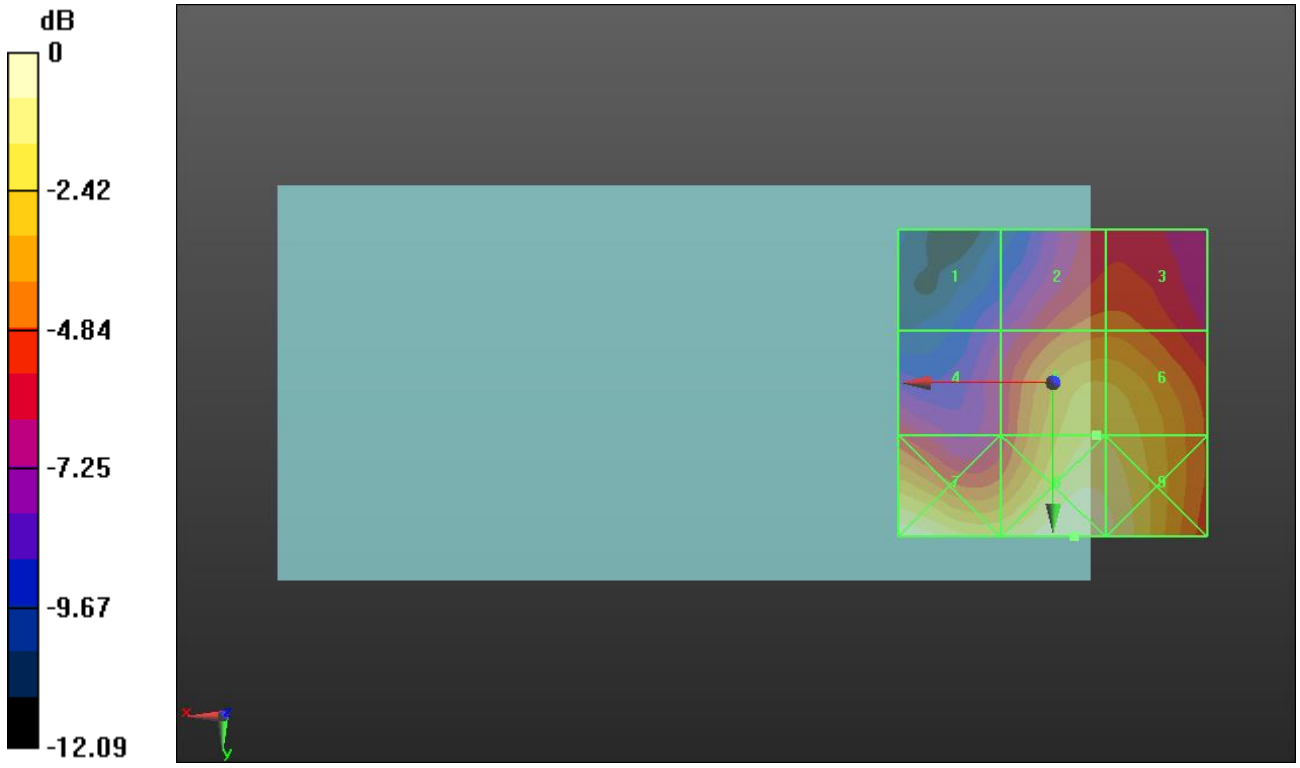

0 dB = 19.09 V/m = 25.62 dBV/m

LTE Band 48 ANT 4

Communication System: UID 10173 - CAG, LTE-TDD (SC-FDMA, 1 RB, 20 MHz, 16-QAM); Frequency: 3603.3 MHz; Duty Cycle: 1:8.8736
Phantom section: RF Section
DASY5 Configuration:
- Probe: EF3DV3 - SN4041; ConvF(1, 1, 1) @ 3603.3 MHz; Calibrated: 3/18/2020
- Sensor-Surface: (Fix Surface)
- Electronics: DAE4 Sn1357; Calibrated: 2/20/2020
- Phantom: HAC Test Arch with AMCC; Type: SD HAC P01 BB
- Measurement SW: DASY52, Version 52.10 (4);SEMCAD X Version 14.6.14 (7483)

LTE Band 48 ANT 4 E-Field measurement/SC-FDMA 1RB 20 MHz 16QAM Ch. 55773/Hearing Aid Compatibility Test (101x101x1): Interpolated grid: dx=0.5000 mm, dy=0.5000 mm

Device Reference Point: 0, 0, -6.3 mm
Reference Value = 25.06 V/m; Power Drift = 0.01 dB
Applied MIF = -1.44 dB
RF audio interference level = 24.48 dBV/m
Emission category: M4

MIF scaled E-field

Grid 1 **M4** **17.86 dBV/m**	Grid 2 **M4** **22.4 dBV/m**	Grid 3 **M4** **22.44 dBV/m**
Grid 4 **M4** **20.16 dBV/m**	Grid 5 **M4** **24.48 dBV/m**	Grid 6 **M4** **24.47 dBV/m**
Grid 7 **M4** **25.77 dBV/m**	Grid 8 **M4** **25.79 dBV/m**	Grid 9 **M4** **25.38 dBV/m**

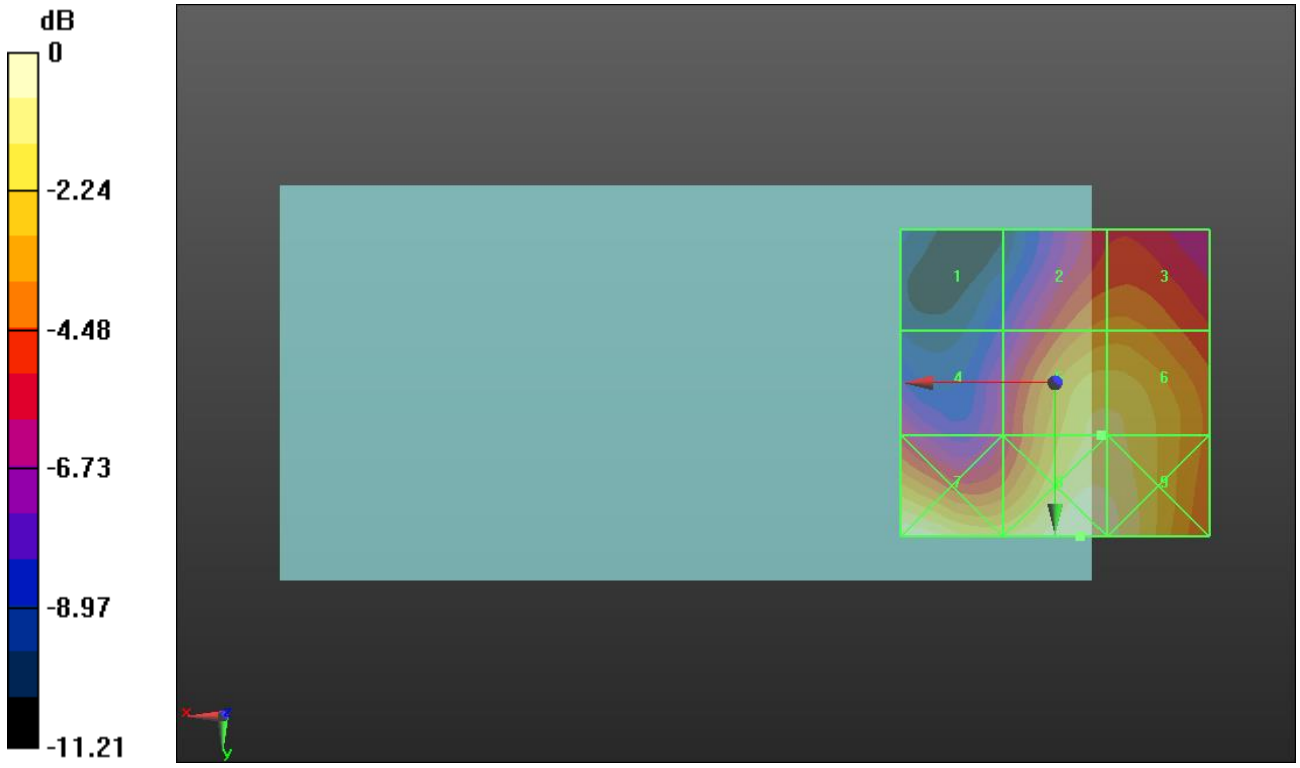

0 dB = 19.47 V/m = 25.79 dBV/m

LTE Band 48 ANT 4

Communication System: UID 10173 - CAG, LTE-TDD (SC-FDMA, 1 RB, 20 MHz, 16-QAM); Frequency: 3646.7 MHz; Duty Cycle: 1:8.8736
Phantom section: RF Section
DASY5 Configuration:
- Probe: EF3DV3 - SN4041; ConvF(1, 1, 1) @ 3646.7 MHz; Calibrated: 3/18/2020
- Sensor-Surface: (Fix Surface)
- Electronics: DAE4 Sn1357; Calibrated: 2/20/2020
- Phantom: HAC Test Arch with AMCC; Type: SD HAC P01 BB
- Measurement SW: DASY52, Version 52.10 (4);SEMCAD X Version 14.6.14 (7483)

LTE Band 48 ANT 4 E-Field measurement/SC-FDMA 1RB 20 MHz 16QAM Ch. 56207/Hearing Aid Compatibility Test (101x101x1): Interpolated grid: dx=0.5000 mm, dy=0.5000 mm

Device Reference Point: 0, 0, -6.3 mm
Reference Value = 25.14 V/m; Power Drift = -0.06 dB
Applied MIF = -1.44 dB
RF audio interference level = 24.84 dBV/m
Emission category: M4

MIF scaled E-field

Grid 1 **M4** **18.56 dBV/m**	Grid 2 **M4** **22.1 dBV/m**	Grid 3 **M4** **22.09 dBV/m**
Grid 4 **M4** **20.17 dBV/m**	Grid 5 **M4** **24.84 dBV/m**	Grid 6 **M4** **24.81 dBV/m**
Grid 7 **M4** **26.18 dBV/m**	Grid 8 **M4** **26.18 dBV/m**	Grid 9 **M4** **25.92 dBV/m**

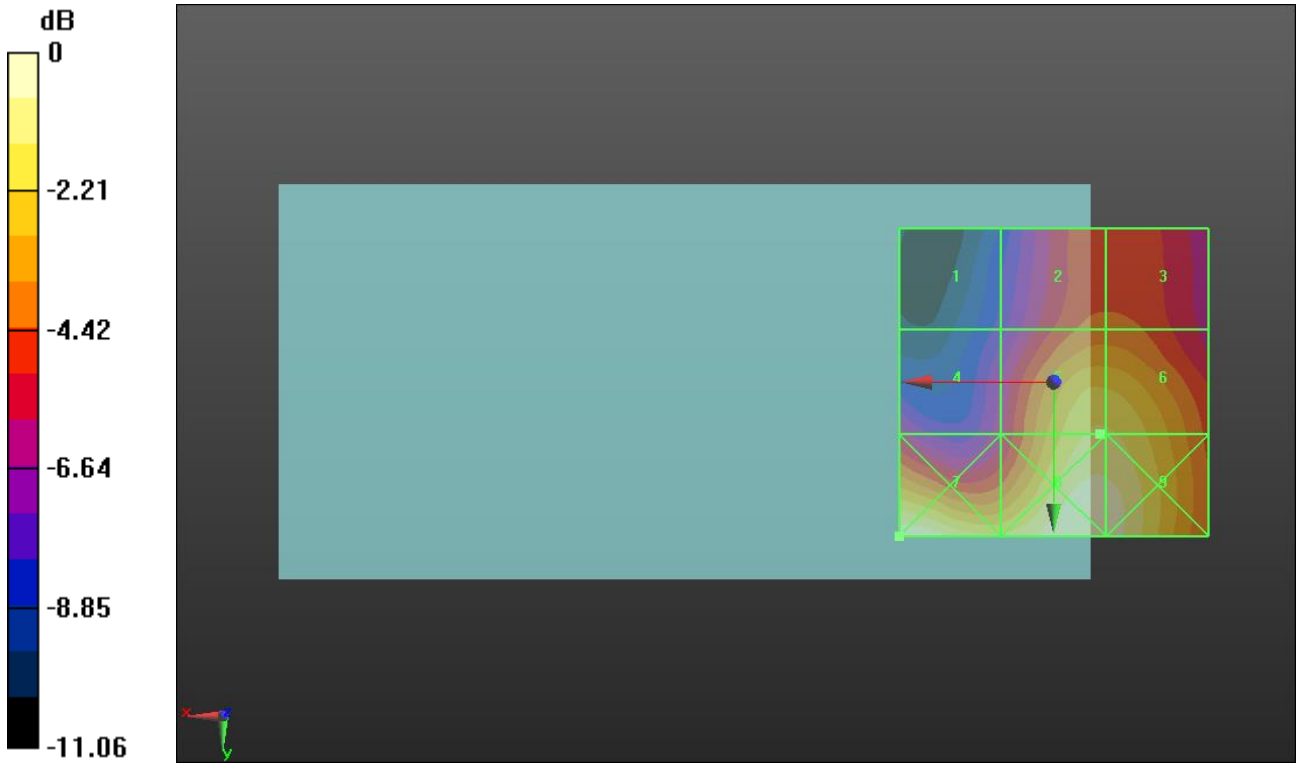

0 dB = 20.38 V/m = 26.18 dBV/m

LTE Band 48 ANT 4

Communication System: UID 10173 - CAG, LTE-TDD (SC-FDMA, 1 RB, 20 MHz, 16-QAM); Frequency: 3690 MHz; Duty Cycle: 1:8.8736
Phantom section: RF Section
DASY5 Configuration:
- Probe: EF3DV3 - SN4041; ConvF(1, 1, 1) @ 3690 MHz; Calibrated: 3/18/2020
- Sensor-Surface: (Fix Surface)
- Electronics: DAE4 Sn1357; Calibrated: 2/20/2020
- Phantom: HAC Test Arch with AMCC; Type: SD HAC P01 BB
- Measurement SW: DASY52, Version 52.10 (4);SEMCAD X Version 14.6.14 (7483)

LTE Band 48 ANT 4 E-Field measurement/SC-FDMA 1RB 20 MHz 16QAM Ch. 56640/Hearing Aid Compatibility Test (101x101x1): Interpolated grid: dx=0.5000 mm, dy=0.5000 mm

Device Reference Point: 0, 0, -6.3 mm
Reference Value = 26.89 V/m; Power Drift = 0.03 dB
Applied MIF = -1.44 dB
RF audio interference level = 25.44 dBV/m
Emission category: M4

MIF scaled E-field

Grid 1 **M4** **19.38 dBV/m**	Grid 2 **M4** **23.44 dBV/m**	Grid 3 **M4** **23.46 dBV/m**
Grid 4 **M4** **21.57 dBV/m**	Grid 5 **M4** **25.44 dBV/m**	Grid 6 **M4** **25.38 dBV/m**
Grid 7 **M4** **26.79 dBV/m**	Grid 8 **M4** **26.93 dBV/m**	Grid 9 **M4** **26.41 dBV/m**

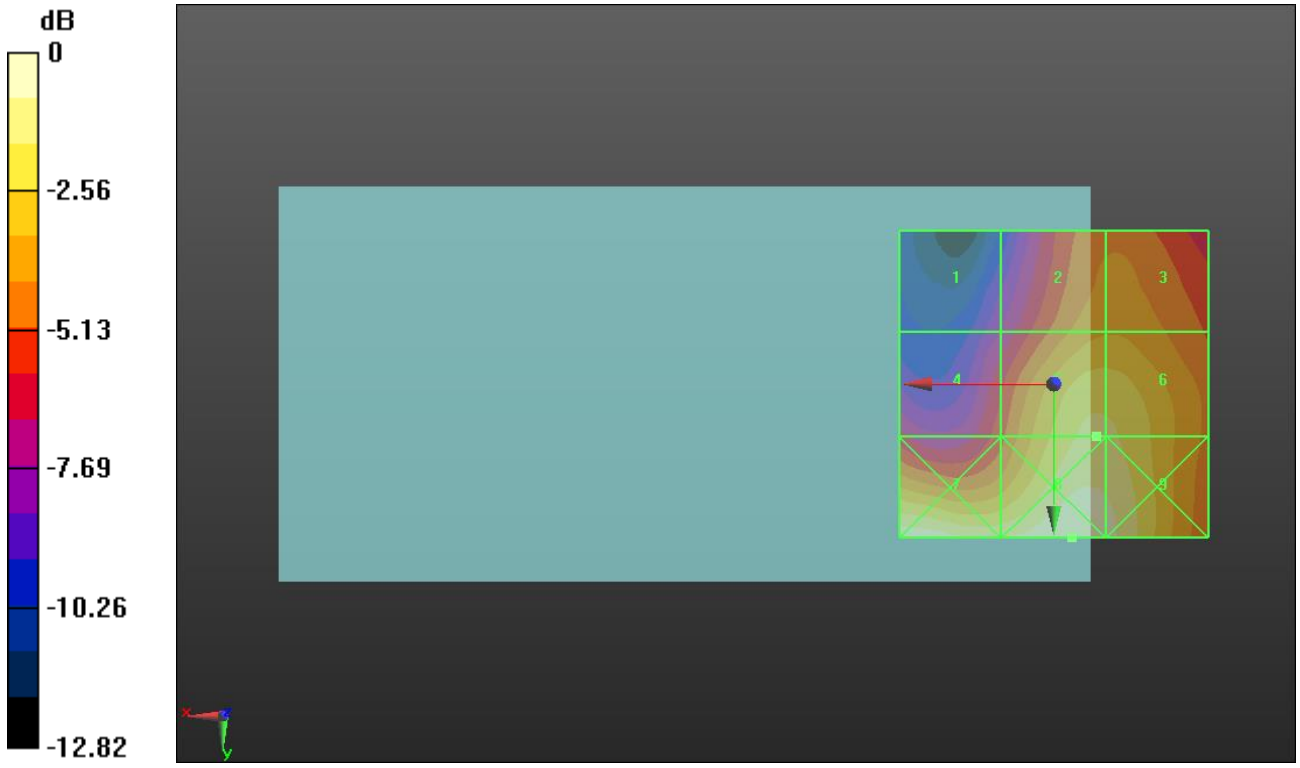

0 dB = 22.20 V/m = 26.93 dBV/m

Wi-Fi 2.4 GHz ANT 4

Communication System: UID 10061 - CAB, IEEE 802.11b WiFi 2.4 GHz (DSSS, 11 Mbps); Frequency: 2412 MHz; Duty Cycle: 1:2.29034
Phantom section: RF Section
DASY5 Configuration:
- Probe: EF3DV3 - SN4041; ConvF(1, 1, 1) @ 2412 MHz; Calibrated: 3/18/2020
- Sensor-Surface: (Fix Surface)
- Electronics: DAE4 Sn1357; Calibrated: 2/20/2020
- Phantom: HAC Test Arch with AMCC; Type: SD HAC P01 BB
- Measurement SW: DASY52, Version 52.10 (4);SEMCAD X Version 14.6.14 (7483)

802.11b E-Field measurement/DSSS 11 Mbps_ch 1/Hearing Aid Compatibility Test (101x101x1): Interpolated grid: dx=0.5000 mm, dy=0.5000 mm

Device Reference Point: 0, 0, -6.3 mm
Reference Value = 73.66 V/m; Power Drift = -0.02 dB
Applied MIF = -2.02 dB
RF audio interference level = 32.74 dBV/m
Emission category: M3

MIF scaled E-field

Grid 1 **M4** **29.37 dBV/m**	Grid 2 **M3** **30.53 dBV/m**	Grid 3 **M4** **29.85 dBV/m**
Grid 4 **M3** **32.31 dBV/m**	Grid 5 **M3** **32.74 dBV/m**	Grid 6 **M3** **31.45 dBV/m**
Grid 7 **M2** **35.49 dBV/m**	Grid 8 **M2** **35.74 dBV/m**	Grid 9 **M3** **32.46 dBV/m**



0 dB = 61.24 V/m = 35.74 dBV/m

Wi-Fi 2.4 GHz ANT 4

Communication System: UID 10061 - CAB, IEEE 802.11b WiFi 2.4 GHz (DSSS, 11 Mbps); Frequency: 2437 MHz; Duty Cycle: 1:2.29034
Phantom section: RF Section
DASY5 Configuration:
- Probe: EF3DV3 - SN4041; ConvF(1, 1, 1) @ 2437 MHz; Calibrated: 3/18/2020
- Sensor-Surface: (Fix Surface)
- Electronics: DAE4 Sn1357; Calibrated: 2/20/2020
- Phantom: HAC Test Arch with AMCC; Type: SD HAC P01 BB
- Measurement SW: DASY52, Version 52.10 (4);SEMCAD X Version 14.6.14 (7483)

802.11b E-Field measurement/DSSS 11 Mbps_ch 6/Hearing Aid Compatibility Test (101x101x1): Interpolated grid: dx=0.5000 mm, dy=0.5000 mm

Device Reference Point: 0, 0, -6.3 mm
Reference Value = 80.26 V/m; Power Drift = -0.09 dB
Applied MIF = -2.02 dB
RF audio interference level = 33.21 dBV/m
Emission category: M3

MIF scaled E-field

Grid 1 **M3** **30.31 dBV/m**	Grid 2 **M3** **31.42 dBV/m**	Grid 3 **M3** **30.74 dBV/m**
Grid 4 **M3** **32.87 dBV/m**	Grid 5 **M3** **33.21 dBV/m**	Grid 6 **M3** **31.96 dBV/m**
Grid 7 **M2** **35.96 dBV/m**	Grid 8 **M2** **36.13 dBV/m**	Grid 9 **M3** **33 dBV/m**



0 dB = 64.08 V/m = 36.13 dBV/m

Wi-Fi 2.4 GHz ANT 4

Communication System: UID 10061 - CAB, IEEE 802.11b WiFi 2.4 GHz (DSSS, 11 Mbps); Frequency: 2462 MHz; Duty Cycle: 1:2.29034
Phantom section: RF Section
DASY5 Configuration:
- Probe: EF3DV3 - SN4041; ConvF(1, 1, 1) @ 2462 MHz; Calibrated: 3/18/2020
- Sensor-Surface: (Fix Surface)
- Electronics: DAE4 Sn1357; Calibrated: 2/20/2020
- Phantom: HAC Test Arch with AMCC; Type: SD HAC P01 BB
- Measurement SW: DASY52, Version 52.10 (4);SEMCAD X Version 14.6.14 (7483)

802.11b E-Field measurement/DSSS 11 Mbps_ch 11/Hearing Aid Compatibility Test (101x101x1): Interpolated grid: dx=0.5000 mm, dy=0.5000 mm

Device Reference Point: 0, 0, -6.3 mm
Reference Value = 77.16 V/m; Power Drift = -0.06 dB
Applied MIF = -2.02 dB
RF audio interference level = 32.70 dBV/m
Emission category: M3

MIF scaled E-field

Grid 1 **M3** **30.01 dBV/m**	Grid 2 **M3** **31.28 dBV/m**	Grid 3 **M3** **30.53 dBV/m**
Grid 4 **M3** **32.36 dBV/m**	Grid 5 **M3** **32.7 dBV/m**	Grid 6 **M3** **31.44 dBV/m**
Grid 7 **M2** **35.55 dBV/m**	Grid 8 **M2** **35.74 dBV/m**	Grid 9 **M3** **32.89 dBV/m**



0 dB = 61.21 V/m = 35.74 dBV/m

Wi-Fi 2.4 GHz ANT 4

Communication System: UID 10077 - CAB, IEEE 802.11g WiFi 2.4 GHz (DSSS/OFDM, 54 Mbps); Frequency: 2412 MHz; Duty Cycle: 1:12.5777
Phantom section: RF Section
DASY5 Configuration:
- Probe: EF3DV3 - SN4041; ConvF(1, 1, 1) @ 2412 MHz; Calibrated: 3/18/2020
- Sensor-Surface: (Fix Surface)
- Electronics: DAE4 Sn1357; Calibrated: 2/20/2020
- Phantom: HAC Test Arch with AMCC; Type: SD HAC P01 BB
- Measurement SW: DASY52, Version 52.10 (4);SEMCAD X Version 14.6.14 (7483)

802.11g E-Field measurement/DSSS/OFDM, 54 Mbps_ch 1/Hearing Aid Compatibility Test (101x101x1): Interpolated grid: dx=0.5000 mm, dy=0.5000 mm
Device Reference Point: 0, 0, -6.3 mm
Reference Value = 67.23 V/m; Power Drift = -0.06 dB
Applied MIF = 0.12 dB
RF audio interference level = 34.14 dBV/m
Emission category: M3

MIF scaled E-field

Grid 1 **M3** **30.84 dBV/m**	Grid 2 **M3** **31.85 dBV/m**	Grid 3 **M3** **31.21 dBV/m**
Grid 4 **M3** **33.79 dBV/m**	Grid 5 **M3** **34.14 dBV/m**	Grid 6 **M3** **32.86 dBV/m**
Grid 7 **M2** **36.96 dBV/m**	Grid 8 **M2** **37.11 dBV/m**	Grid 9 **M3** **33.9 dBV/m**

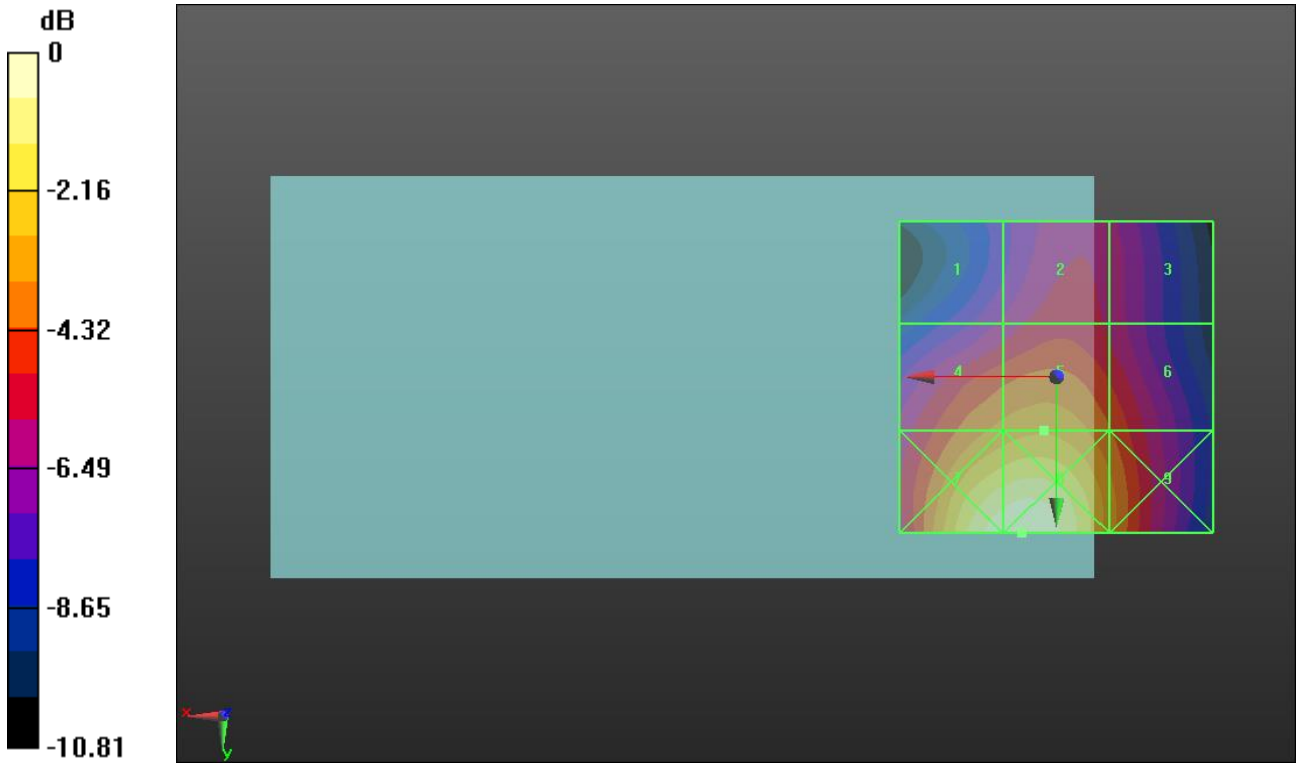

0 dB = 71.71 V/m = 37.11 dBV/m

Wi-Fi 2.4 GHz ANT 4

Communication System: UID 10077 - CAB, IEEE 802.11g WiFi 2.4 GHz (DSSS/OFDM, 54 Mbps); Frequency: 2437 MHz; Duty Cycle: 1:12.5777
Phantom section: RF Section
DASY5 Configuration:
- Probe: EF3DV3 - SN4041; ConvF(1, 1, 1) @ 2437 MHz; Calibrated: 3/18/2020
- Sensor-Surface: (Fix Surface)
- Electronics: DAE4 Sn1357; Calibrated: 2/20/2020
- Phantom: HAC Test Arch with AMCC; Type: SD HAC P01 BB
- Measurement SW: DASY52, Version 52.10 (4);SEMCAD X Version 14.6.14 (7483)

802.11g E-Field measurement/DSSS/OFDM, 54 Mbps_ch 6/Hearing Aid Compatibility Test (101x101x1): Interpolated grid: dx=0.5000 mm, dy=0.5000 mm

Device Reference Point: 0, 0, -6.3 mm
Reference Value = 72.52 V/m; Power Drift = -0.09 dB
Applied MIF = 0.12 dB
RF audio interference level = 34.56 dBV/m
Emission category: M3

MIF scaled E-field

Grid 1 **M3** **31.57 dBV/m**	Grid 2 **M3** **32.66 dBV/m**	Grid 3 **M3** **31.97 dBV/m**
Grid 4 **M3** **34.21 dBV/m**	Grid 5 **M3** **34.56 dBV/m**	Grid 6 **M3** **33.33 dBV/m**
Grid 7 **M2** **37.27 dBV/m**	Grid 8 **M2** **37.44 dBV/m**	Grid 9 **M3** **34.35 dBV/m**

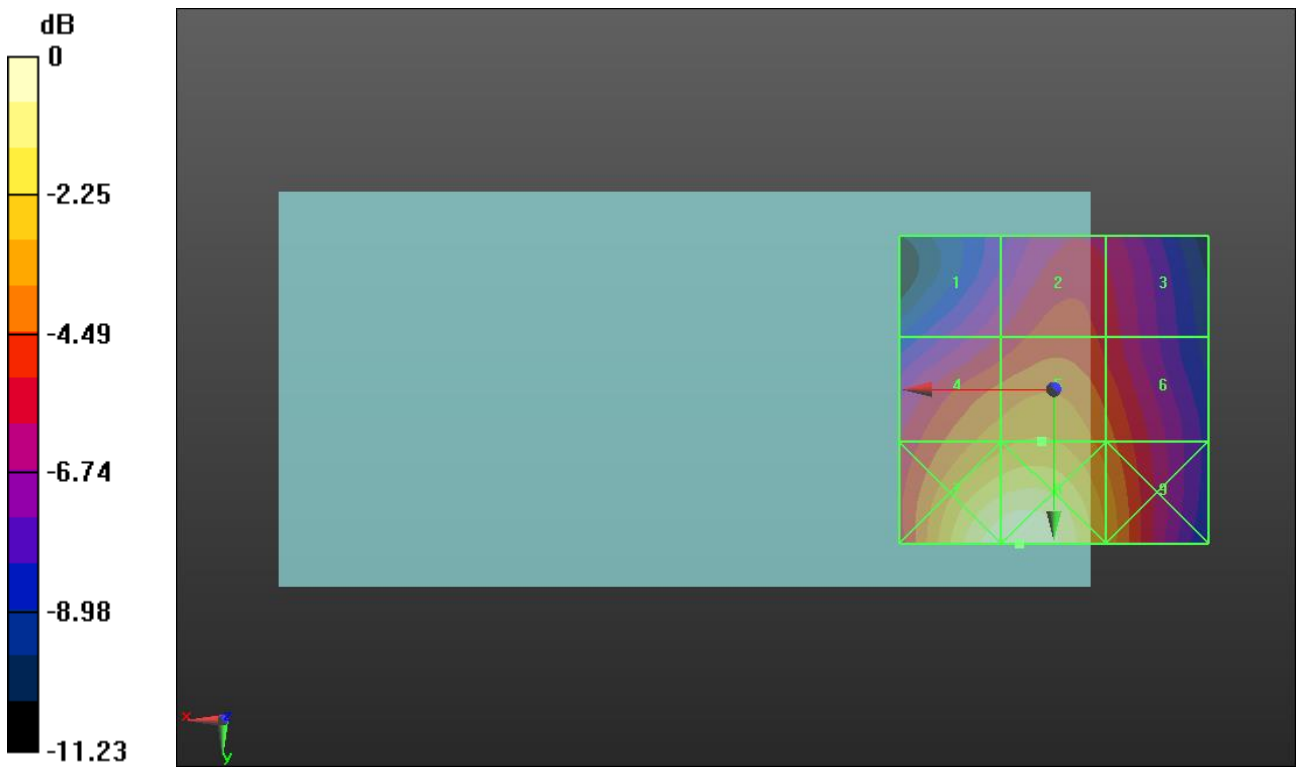

0 dB = 74.46 V/m = 37.44 dBV/m

Wi-Fi 2.4 GHz ANT 4

Communication System: UID 10077 - CAB, IEEE 802.11g WiFi 2.4 GHz (DSSS/OFDM, 54 Mbps); Frequency: 2462 MHz; Duty Cycle: 1:12.5777
Phantom section: RF Section
DASY5 Configuration:
- Probe: EF3DV3 - SN4041; ConvF(1, 1, 1) @ 2462 MHz; Calibrated: 3/18/2020
- Sensor-Surface: (Fix Surface)
- Electronics: DAE4 Sn1357; Calibrated: 2/20/2020
- Phantom: HAC Test Arch with AMCC; Type: SD HAC P01 BB
- Measurement SW: DASY52, Version 52.10 (4);SEMCAD X Version 14.6.14 (7483)

802.11g E-Field measurement/DSSS/OFDM, 54 Mbps_ch 11/Hearing Aid Compatibility Test (101x101x1): Interpolated grid: dx=0.5000 mm, dy=0.5000 mm

Device Reference Point: 0, 0, -6.3 mm
Reference Value = 70.17 V/m; Power Drift = -0.02 dB
Applied MIF = 0.12 dB
RF audio interference level = 34.02 dBV/m
Emission category: M3

MIF scaled E-field

Grid 1 **M3** **31.4 dBV/m**	Grid 2 **M3** **32.61 dBV/m**	Grid 3 **M3** **31.85 dBV/m**
Grid 4 **M3** **33.7 dBV/m**	Grid 5 **M3** **34.02 dBV/m**	Grid 6 **M3** **32.78 dBV/m**
Grid 7 **M2** **36.86 dBV/m**	Grid 8 **M2** **37.03 dBV/m**	Grid 9 **M3** **34.18 dBV/m**



0 dB = 71.08 V/m = 37.03 dBV/m

Wi-Fi 5 GHz ANT 5

Communication System: UID 10069 - CAC, IEEE 802.11a/h WiFi 5 GHz (OFDM, 54 Mbps); Frequency: 5200 MHz; Duty Cycle: 1:11.3789
Phantom section: RF Section
DASY5 Configuration:
- Probe: EF3DV3 - SN4041; ConvF(1, 1, 1) @ 5200 MHz; Calibrated: 3/18/2020
- Sensor-Surface: (Fix Surface)
- Electronics: DAE4 Sn1357; Calibrated: 2/20/2020
- Phantom: HAC Test Arch with AMCC; Type: SD HAC P01 BB
- Measurement SW: DASY52, Version 52.10 (4);SEMCAD X Version 14.6.14 (7483)

802.11a (5.2 GHz) E-Field measurement/OFDM, 54 Mbps_ch 40/Hearing Aid Compatibility Test (101x101x1): Interpolated grid: dx=0.5000 mm, dy=0.5000 mm

Device Reference Point: 0, 0, -6.3 mm
Reference Value = 12.06 V/m; Power Drift = -0.05 dB
Applied MIF = -3.15 dB
RF audio interference level = 17.15 dBV/m
Emission category: M4

MIF scaled E-field

Grid 1 **M4** **20.5 dBV/m**	Grid 2 **M4** **18.55 dBV/m**	Grid 3 **M4** **18.39 dBV/m**
Grid 4 **M4** **17.14 dBV/m**	Grid 5 **M4** **17.07 dBV/m**	Grid 6 **M4** **16.29 dBV/m**
Grid 7 **M4** **17.15 dBV/m**	Grid 8 **M4** **17.03 dBV/m**	Grid 9 **M4** **14.99 dBV/m**

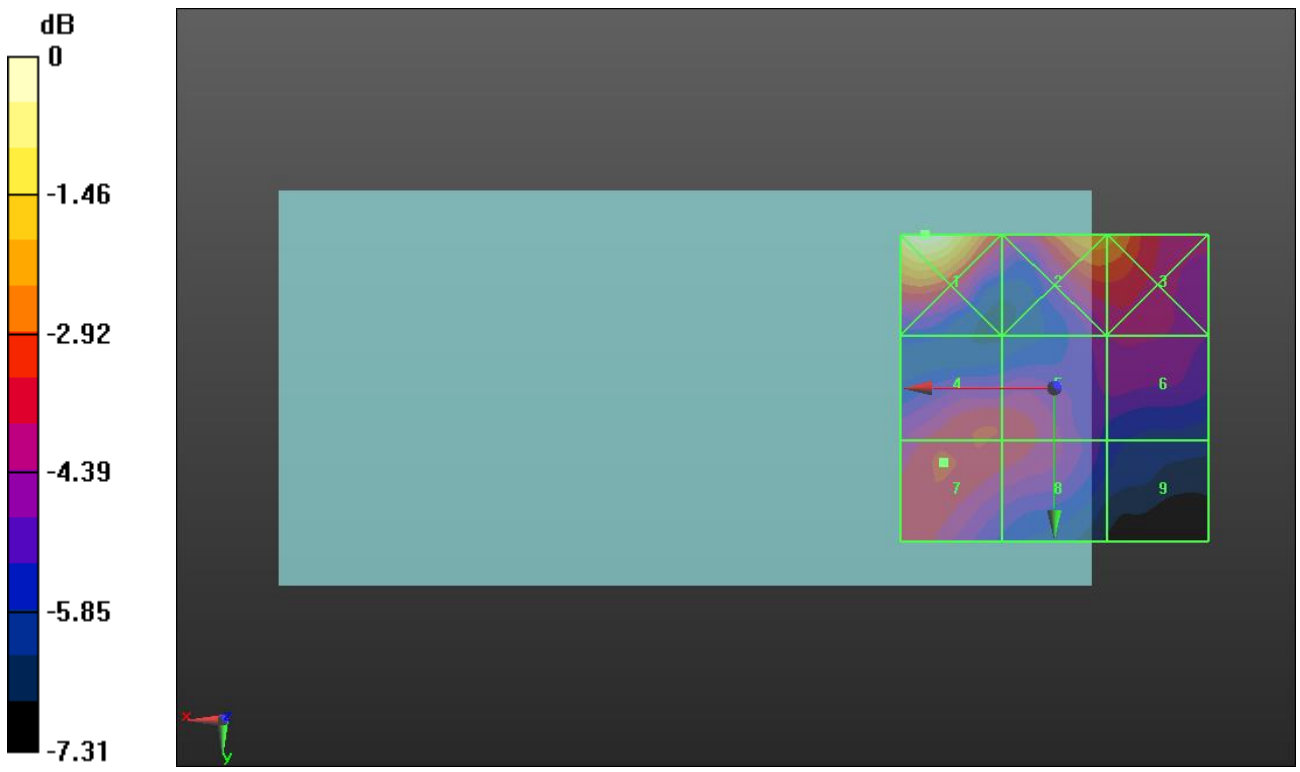

0 dB = 10.59 V/m = 20.50 dBV/m

Wi-Fi 5 GHz ANT 5

Communication System: UID 10069 - CAC, IEEE 802.11a/h WiFi 5 GHz (OFDM, 54 Mbps); Frequency: 5220 MHz; Duty Cycle: 1:11.3789
Phantom section: RF Section
DASY5 Configuration:
- Probe: EF3DV3 - SN4041; ConvF(1, 1, 1) @ 5220 MHz; Calibrated: 3/18/2020
- Sensor-Surface: (Fix Surface)
- Electronics: DAE4 Sn1357; Calibrated: 2/20/2020
- Phantom: HAC Test Arch with AMCC; Type: SD HAC P01 BB
- Measurement SW: DASY52, Version 52.10 (4);SEMCAD X Version 14.6.14 (7483)

802.11a (5.2 GHz) E-Field measurement/OFDM, 54 Mbps_ch 44/Hearing Aid Compatibility Test (101x101x1): Interpolated grid: dx=0.5000 mm, dy=0.5000 mm

Device Reference Point: 0, 0, -6.3 mm
Reference Value = 11.04 V/m; Power Drift = -0.05 dB
Applied MIF = -3.15 dB
RF audio interference level = 17.00 dBV/m
Emission category: M4

MIF scaled E-field

Grid 1 **M4** **20.38 dBV/m**	Grid 2 **M4** **18.41 dBV/m**	Grid 3 **M4** **18.26 dBV/m**
Grid 4 **M4** **16.41 dBV/m**	Grid 5 **M4** **16.09 dBV/m**	Grid 6 **M4** **15.81 dBV/m**
Grid 7 **M4** **17 dBV/m**	Grid 8 **M4** **16.09 dBV/m**	Grid 9 **M4** **15.01 dBV/m**

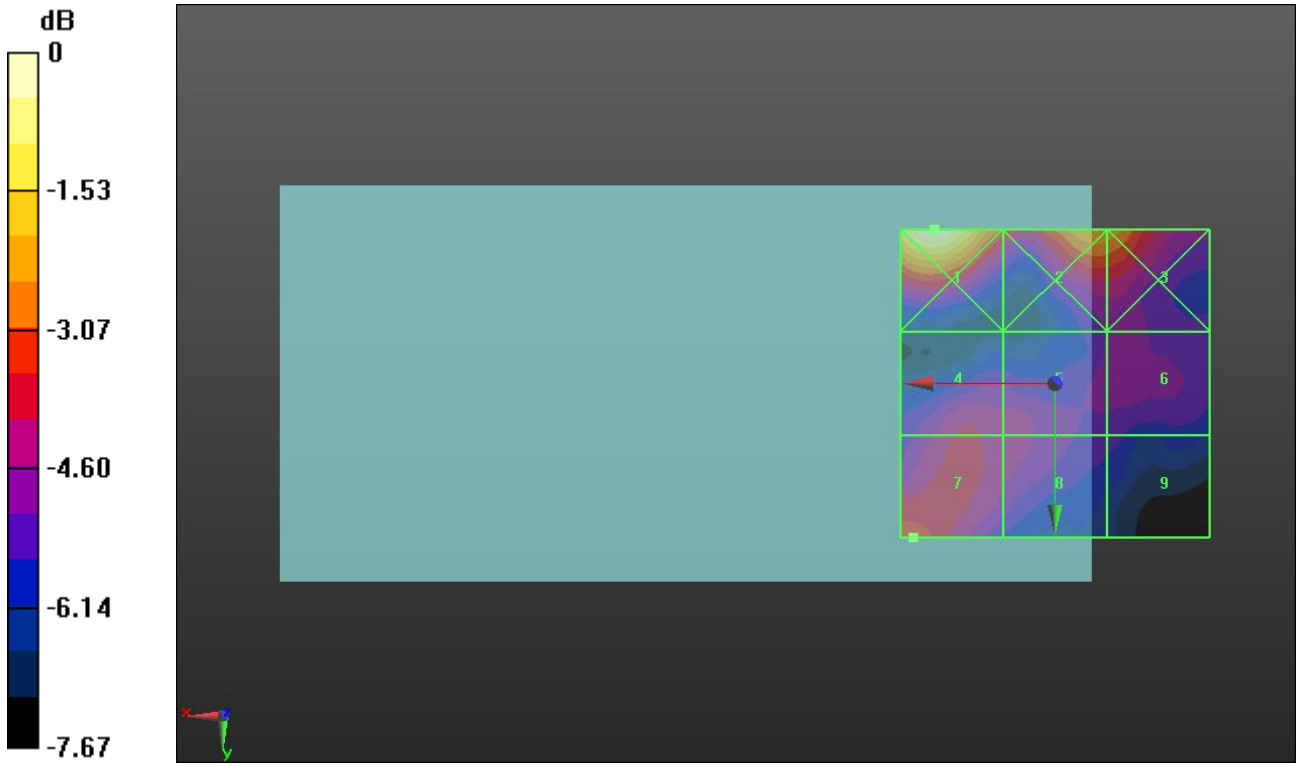

0 dB = 10.45 V/m = 20.38 dBV/m

Wi-Fi 5 GHz ANT 5

Communication System: UID 10069 - CAC, IEEE 802.11a/h WiFi 5 GHz (OFDM, 54 Mbps); Frequency: 5240 MHz; Duty Cycle: 1:11.3789
Phantom section: RF Section
DASY5 Configuration:
- Probe: EF3DV3 - SN4041; ConvF(1, 1, 1) @ 5240 MHz; Calibrated: 3/18/2020
- Sensor-Surface: (Fix Surface)
- Electronics: DAE4 Sn1357; Calibrated: 2/20/2020
- Phantom: HAC Test Arch with AMCC; Type: SD HAC P01 BB
- Measurement SW: DASY52, Version 52.10 (4);SEMCAD X Version 14.6.14 (7483)

802.11a (5.2 GHz) E-Field measurement/OFDM, 54 Mbps_ch 48/Hearing Aid Compatibility Test (101x101x1): Interpolated grid: dx=0.5000 mm, dy=0.5000 mm

Device Reference Point: 0, 0, -6.3 mm
Reference Value = 10.24 V/m; Power Drift = -0.08 dB
Applied MIF = -3.15 dB
RF audio interference level = 17.30 dBV/m
Emission category: M4

MIF scaled E-field

Grid 1 **M4** **20.47 dBV/m**	Grid 2 **M4** **18.79 dBV/m**	Grid 3 **M4** **18.63 dBV/m**
Grid 4 **M4** **16.16 dBV/m**	Grid 5 **M4** **16.16 dBV/m**	Grid 6 **M4** **15.38 dBV/m**
Grid 7 **M4** **17.3 dBV/m**	Grid 8 **M4** **16.27 dBV/m**	Grid 9 **M4** **15.31 dBV/m**



0 dB = 10.56 V/m = 20.47 dBV/m

Wi-Fi 5 GHz ANT 5

Communication System: UID 10069 - CAC, IEEE 802.11a/h WiFi 5 GHz (OFDM, 54 Mbps); Frequency: 5260 MHz; Duty Cycle: 1:11.3789
Phantom section: RF Section
DASY5 Configuration:
- Probe: EF3DV3 - SN4041; ConvF(1, 1, 1) @ 5260 MHz; Calibrated: 3/18/2020
- Sensor-Surface: (Fix Surface)
- Electronics: DAE4 Sn1357; Calibrated: 2/20/2020
- Phantom: HAC Test Arch with AMCC; Type: SD HAC P01 BB
- Measurement SW: DASY52, Version 52.10 (4);SEMCAD X Version 14.6.14 (7483)

802.11a (5.3 GHz) E-Field measurement/OFDM, 54 Mbps_ch 52/Hearing Aid Compatibility Test (101x101x1): Interpolated grid: dx=0.5000 mm, dy=0.5000 mm

Device Reference Point: 0, 0, -6.3 mm
Reference Value = 11.05 V/m; Power Drift = -0.11 dB
Applied MIF = -3.15 dB
RF audio interference level = 16.58 dBV/m
Emission category: M4

MIF scaled E-field

Grid 1 **M4** **20.24 dBV/m**	Grid 2 **M4** **18.21 dBV/m**	Grid 3 **M4** **18.13 dBV/m**
Grid 4 **M4** **15.95 dBV/m**	Grid 5 **M4** **16.12 dBV/m**	Grid 6 **M4** **15.6 dBV/m**
Grid 7 **M4** **16.58 dBV/m**	Grid 8 **M4** **16.16 dBV/m**	Grid 9 **M4** **15.41 dBV/m**

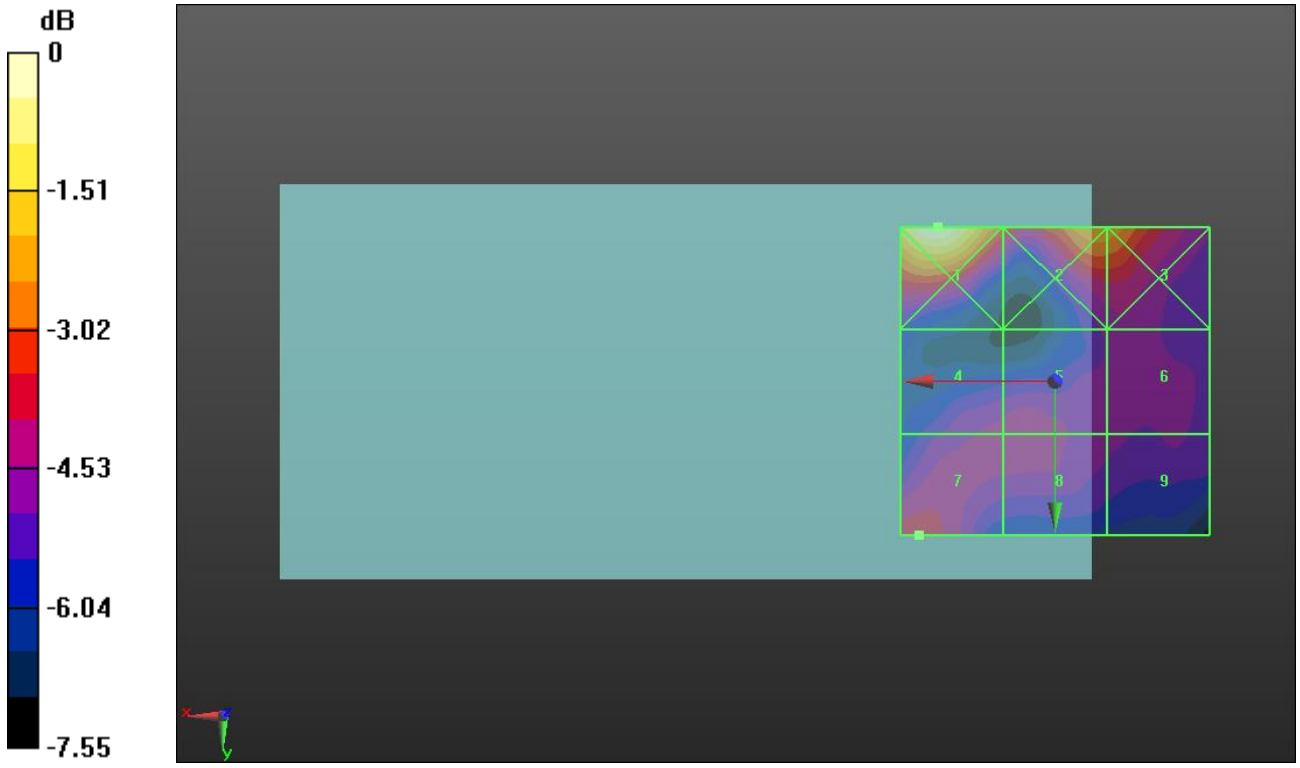

0 dB = 10.28 V/m = 20.24 dBV/m

Wi-Fi 5 GHz ANT 5

Communication System: UID 10069 - CAC, IEEE 802.11a/h WiFi 5 GHz (OFDM, 54 Mbps); Frequency: 5280 MHz; Duty Cycle: 1:11.3789
Phantom section: RF Section
DASY5 Configuration:
- Probe: EF3DV3 - SN4041; ConvF(1, 1, 1) @ 5280 MHz; Calibrated: 3/18/2020
- Sensor-Surface: (Fix Surface)
- Electronics: DAE4 Sn1357; Calibrated: 2/20/2020
- Phantom: HAC Test Arch with AMCC; Type: SD HAC P01 BB
- Measurement SW: DASY52, Version 52.10 (4);SEMCAD X Version 14.6.14 (7483)

802.11a (5.3 GHz) E-Field measurement/OFDM, 54 Mbps_ch 56/Hearing Aid Compatibility Test (101x101x1): Interpolated grid: dx=0.5000 mm, dy=0.5000 mm

Device Reference Point: 0, 0, -6.3 mm
Reference Value = 12.00 V/m; Power Drift = -0.11 dB
Applied MIF = -3.15 dB
RF audio interference level = 16.64 dBV/m
Emission category: M4

MIF scaled E-field

Grid 1 **M4** **20.56 dBV/m**	Grid 2 **M4** **18.25 dBV/m**	Grid 3 **M4** **17.94 dBV/m**
Grid 4 **M4** **16.59 dBV/m**	Grid 5 **M4** **15.8 dBV/m**	Grid 6 **M4** **15.76 dBV/m**
Grid 7 **M4** **16.64 dBV/m**	Grid 8 **M4** **15.84 dBV/m**	Grid 9 **M4** **15.61 dBV/m**

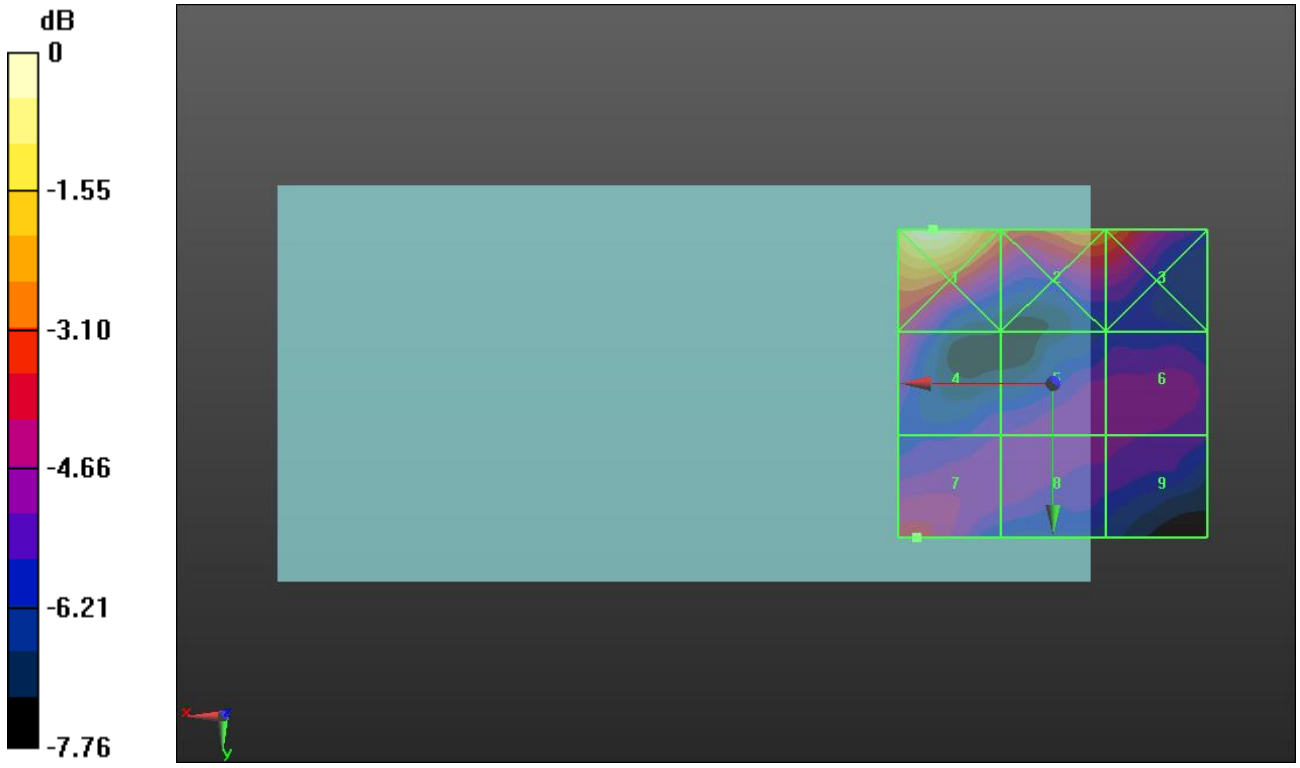

0 dB = 10.66 V/m = 20.56 dBV/m

Wi-Fi 5 GHz ANT 5

Communication System: UID 10069 - CAC, IEEE 802.11a/h WiFi 5 GHz (OFDM, 54 Mbps); Frequency: 5300 MHz; Duty Cycle: 1:11.3789
Phantom section: RF Section
DASY5 Configuration:
- Probe: EF3DV3 - SN4041; ConvF(1, 1, 1) @ 5300 MHz; Calibrated: 3/18/2020
- Sensor-Surface: (Fix Surface)
- Electronics: DAE4 Sn1357; Calibrated: 2/20/2020
- Phantom: HAC Test Arch with AMCC; Type: SD HAC P01 BB
- Measurement SW: DASY52, Version 52.10 (4);SEMCAD X Version 14.6.14 (7483)

802.11a (5.3 GHz) E-Field measurement/OFDM, 54 Mbps_ch 60/Hearing Aid Compatibility Test (101x101x1): Interpolated grid: dx=0.5000 mm, dy=0.5000 mm

Device Reference Point: 0, 0, -6.3 mm
Reference Value = 10.92 V/m; Power Drift = -0.01 dB
Applied MIF = -3.15 dB
RF audio interference level = 16.55 dBV/m
Emission category: M4

MIF scaled E-field

Grid 1 **M4** **20.19 dBV/m**	Grid 2 **M4** **17.96 dBV/m**	Grid 3 **M4** **17.88 dBV/m**
Grid 4 **M4** **16.39 dBV/m**	Grid 5 **M4** **16.27 dBV/m**	Grid 6 **M4** **16.06 dBV/m**
Grid 7 **M4** **16.55 dBV/m**	Grid 8 **M4** **16.46 dBV/m**	Grid 9 **M4** **16.01 dBV/m**



0 dB = 10.23 V/m = 20.20 dBV/m

Wi-Fi 5 GHz ANT 5

Communication System: UID 10069 - CAC, IEEE 802.11a/h WiFi 5 GHz (OFDM, 54 Mbps); Frequency: 5520 MHz; Duty Cycle: 1:11.3789
Phantom section: RF Section
DASY5 Configuration:
- Probe: EF3DV3 - SN4041; ConvF(1, 1, 1) @ 5520 MHz; Calibrated: 3/18/2020
- Sensor-Surface: (Fix Surface)
- Electronics: DAE4 Sn1357; Calibrated: 2/20/2020
- Phantom: HAC Test Arch with AMCC; Type: SD HAC P01 BB
- Measurement SW: DASY52, Version 52.10 (4);SEMCAD X Version 14.6.14 (7483)

802.11a (5.5 GHz) E-Field measurement/OFDM, 54 Mbps_ch 104/Hearing Aid Compatibility Test (101x101x1): Interpolated grid: dx=0.5000 mm, dy=0.5000 mm

Device Reference Point: 0, 0, -6.3 mm
Reference Value = 10.36 V/m; Power Drift = -0.10 dB
Applied MIF = -3.15 dB
RF audio interference level = 17.50 dBV/m
Emission category: M4

MIF scaled E-field

Grid 1 **M4** **17.6 dBV/m**	Grid 2 **M4** **18.67 dBV/m**	Grid 3 **M4** **18.35 dBV/m**
Grid 4 **M4** **17.5 dBV/m**	Grid 5 **M4** **16.18 dBV/m**	Grid 6 **M4** **14.2 dBV/m**
Grid 7 **M4** **17.04 dBV/m**	Grid 8 **M4** **16.08 dBV/m**	Grid 9 **M4** **15.53 dBV/m**



0 dB = 8.584 V/m = 18.67 dBV/m

Wi-Fi 5 GHz ANT 5

Communication System: UID 10069 - CAC, IEEE 802.11a/h WiFi 5 GHz (OFDM, 54 Mbps); Frequency: 5620 MHz; Duty Cycle: 1:11.3789
Phantom section: RF Section
DASY5 Configuration:
- Probe: EF3DV3 - SN4041; ConvF(1, 1, 1) @ 5620 MHz; Calibrated: 3/18/2020
- Sensor-Surface: (Fix Surface)
- Electronics: DAE4 Sn1357; Calibrated: 2/20/2020
- Phantom: HAC Test Arch with AMCC; Type: SD HAC P01 BB
- Measurement SW: DASY52, Version 52.10 (4);SEMCAD X Version 14.6.14 (7483)

802.11a (5.5 GHz) E-Field measurement/OFDM, 54 Mbps_ch 124/Hearing Aid Compatibility Test (101x101x1): Interpolated grid: dx=0.5000 mm, dy=0.5000 mm

Device Reference Point: 0, 0, -6.3 mm
Reference Value = 11.96 V/m; Power Drift = -0.96 dB
Applied MIF = -3.15 dB
RF audio interference level = 17.86 dBV/m
Emission category: M4

MIF scaled E-field

Grid 1 **M4** **17.44 dBV/m**	Grid 2 **M4** **17.86 dBV/m**	Grid 3 **M4** **17.63 dBV/m**
Grid 4 **M4** **18.06 dBV/m**	Grid 5 **M4** **16.31 dBV/m**	Grid 6 **M4** **14.35 dBV/m**
Grid 7 **M4** **18.07 dBV/m**	Grid 8 **M4** **16.64 dBV/m**	Grid 9 **M4** **16.24 dBV/m**

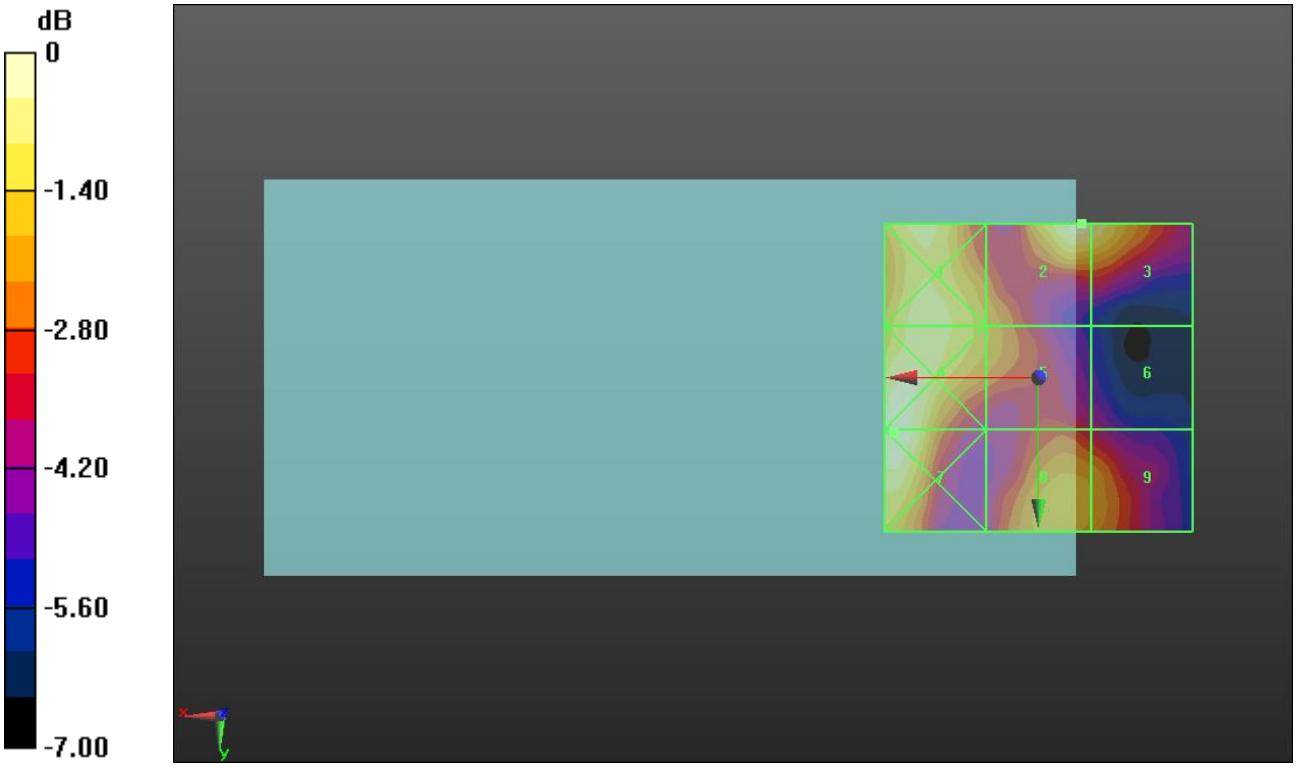

0 dB = 8.006 V/m = 18.07 dBV/m

Wi-Fi 5 GHz ANT 5

Communication System: UID 10069 - CAC, IEEE 802.11a/h WiFi 5 GHz (OFDM, 54 Mbps); Frequency: 5720 MHz; Duty Cycle: 1:11.3789
Phantom section: RF Section
DASY5 Configuration:
- Probe: EF3DV3 - SN4041; ConvF(1, 1, 1) @ 5720 MHz; Calibrated: 3/18/2020
- Sensor-Surface: (Fix Surface)
- Electronics: DAE4 Sn1357; Calibrated: 2/20/2020
- Phantom: HAC Test Arch with AMCC; Type: SD HAC P01 BB
- Measurement SW: DASY52, Version 52.10 (4);SEMCAD X Version 14.6.14 (7483)

802.11a (5.5 GHz) E-Field measurement/OFDM, 54 Mbps_ch 144/Hearing Aid Compatibility Test (101x101x1): Interpolated grid: dx=0.5000 mm, dy=0.5000 mm

Device Reference Point: 0, 0, -6.3 mm
Reference Value = 10.01 V/m; Power Drift = 0.19 dB
Applied MIF = -3.15 dB
RF audio interference level = 16.32 dBV/m
Emission category: M4

MIF scaled E-field

Grid 1 **M4** **16.47 dBV/m**	Grid 2 **M4** **16.42 dBV/m**	Grid 3 **M4** **16.29 dBV/m**
Grid 4 **M4** **16.15 dBV/m**	Grid 5 **M4** **14.5 dBV/m**	Grid 6 **M4** **13.55 dBV/m**
Grid 7 **M4** **16.32 dBV/m**	Grid 8 **M4** **15.13 dBV/m**	Grid 9 **M4** **14.81 dBV/m**



0 dB = 6.657 V/m = 16.47 dBV/m

Wi-Fi 5 GHz ANT 5

Communication System: UID 10069 - CAC, IEEE 802.11a/h WiFi 5 GHz (OFDM, 54 Mbps); Frequency: 5745 MHz; Duty Cycle: 1:11.3789
Phantom section: RF Section
DASY5 Configuration:
- Probe: EF3DV3 - SN4041; ConvF(1, 1, 1) @ 5745 MHz; Calibrated: 3/18/2020
- Sensor-Surface: (Fix Surface)
- Electronics: DAE4 Sn1357; Calibrated: 2/20/2020
- Phantom: HAC Test Arch with AMCC; Type: SD HAC P01 BB
- Measurement SW: DASY52, Version 52.10 (4);SEMCAD X Version 14.6.14 (7483)

802.11a (5.8 GHz) E-Field measurement/OFDM, 54 Mbps_ch 149/Hearing Aid Compatibility Test (101x101x1): Interpolated grid: dx=0.5000 mm, dy=0.5000 mm

Device Reference Point: 0, 0, -6.3 mm
Reference Value = 9.941 V/m; Power Drift = 0.75 dB
Applied MIF = -3.15 dB
RF audio interference level = 15.70 dBV/m
Emission category: M4

MIF scaled E-field

Grid 1 **M4** **16.03 dBV/m**	Grid 2 **M4** **16.06 dBV/m**	Grid 3 **M4** **16 dBV/m**
Grid 4 **M4** **15.51 dBV/m**	Grid 5 **M4** **14.14 dBV/m**	Grid 6 **M4** **13.15 dBV/m**
Grid 7 **M4** **15.7 dBV/m**	Grid 8 **M4** **14.68 dBV/m**	Grid 9 **M4** **14.37 dBV/m**



0 dB = 6.353 V/m = 16.06 dBV/m

Wi-Fi 5 GHz ANT 5

Communication System: UID 10069 - CAC, IEEE 802.11a/h WiFi 5 GHz (OFDM, 54 Mbps); Frequency: 5785 MHz; Duty Cycle: 1:11.3789
Phantom section: RF Section
DASY5 Configuration:
- Probe: EF3DV3 - SN4041; ConvF(1, 1, 1) @ 5785 MHz; Calibrated: 3/18/2020
- Sensor-Surface: (Fix Surface)
- Electronics: DAE4 Sn1357; Calibrated: 2/20/2020
- Phantom: HAC Test Arch with AMCC; Type: SD HAC P01 BB
- Measurement SW: DASY52, Version 52.10 (4);SEMCAD X Version 14.6.14 (7483)

802.11a (5.8 GHz) E-Field measurement/OFDM, 54 Mbps_ch 157/Hearing Aid Compatibility Test (101x101x1): Interpolated grid: dx=0.5000 mm, dy=0.5000 mm

Device Reference Point: 0, 0, -6.3 mm
Reference Value = 10.92 V/m; Power Drift = 0.17 dB
Applied MIF = -3.15 dB
RF audio interference level = 15.94 dBV/m
Emission category: M4

MIF scaled E-field

Grid 1 **M4** **15.7 dBV/m**	Grid 2 **M4** **15.94 dBV/m**	Grid 3 **M4** **15.9 dBV/m**
Grid 4 **M4** **15.45 dBV/m**	Grid 5 **M4** **14.29 dBV/m**	Grid 6 **M4** **14 dBV/m**
Grid 7 **M4** **16.05 dBV/m**	Grid 8 **M4** **14.75 dBV/m**	Grid 9 **M4** **14.4 dBV/m**

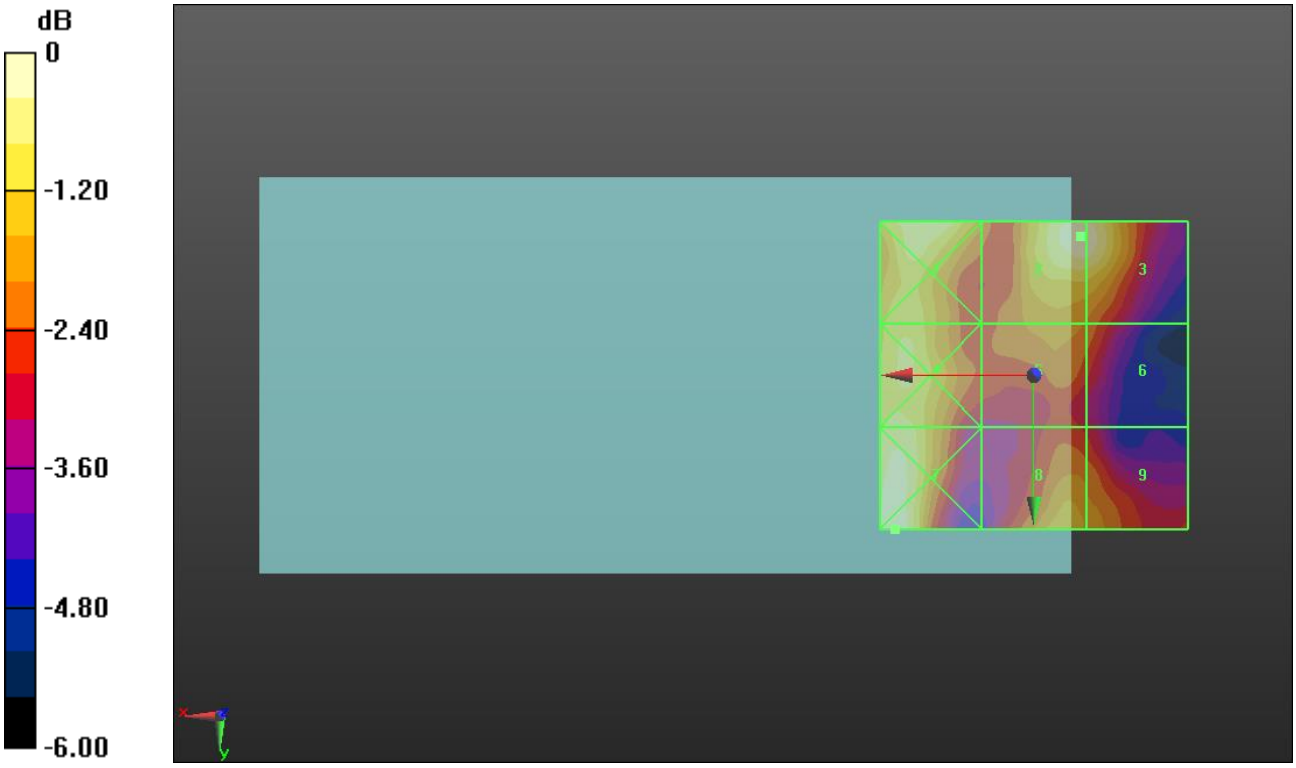

0 dB = 6.344 V/m = 16.05 dBV/m

Wi-Fi 5 GHz ANT 5

Communication System: UID 10069 - CAC, IEEE 802.11a/h WiFi 5 GHz (OFDM, 54 Mbps); Frequency: 5825 MHz; Duty Cycle: 1:11.3789
Phantom section: RF Section
DASY5 Configuration:
- Probe: EF3DV3 - SN4041; ConvF(1, 1, 1) @ 5825 MHz; Calibrated: 3/18/2020
- Sensor-Surface: (Fix Surface)
- Electronics: DAE4 Sn1357; Calibrated: 2/20/2020
- Phantom: HAC Test Arch with AMCC; Type: SD HAC P01 BB
- Measurement SW: DASY52, Version 52.10 (4);SEMCAD X Version 14.6.14 (7483)

802.11a (5.8 GHz) E-Field measurement/OFDM, 54 Mbps_ch 165/Hearing Aid Compatibility Test (101x101x1): Interpolated grid: dx=0.5000 mm, dy=0.5000 mm

Device Reference Point: 0, 0, -6.3 mm
Reference Value = 9.765 V/m; Power Drift = 0.84 dB
Applied MIF = -3.15 dB
RF audio interference level = 15.17 dBV/m
Emission category: M4

MIF scaled E-field

Grid 1 **M4** **15.16 dBV/m**	Grid 2 **M4** **16.08 dBV/m**	Grid 3 **M4** **16.04 dBV/m**
Grid 4 **M4** **14.97 dBV/m**	Grid 5 **M4** **14.46 dBV/m**	Grid 6 **M4** **13.96 dBV/m**
Grid 7 **M4** **15.07 dBV/m**	Grid 8 **M4** **15.17 dBV/m**	Grid 9 **M4** **14.93 dBV/m**

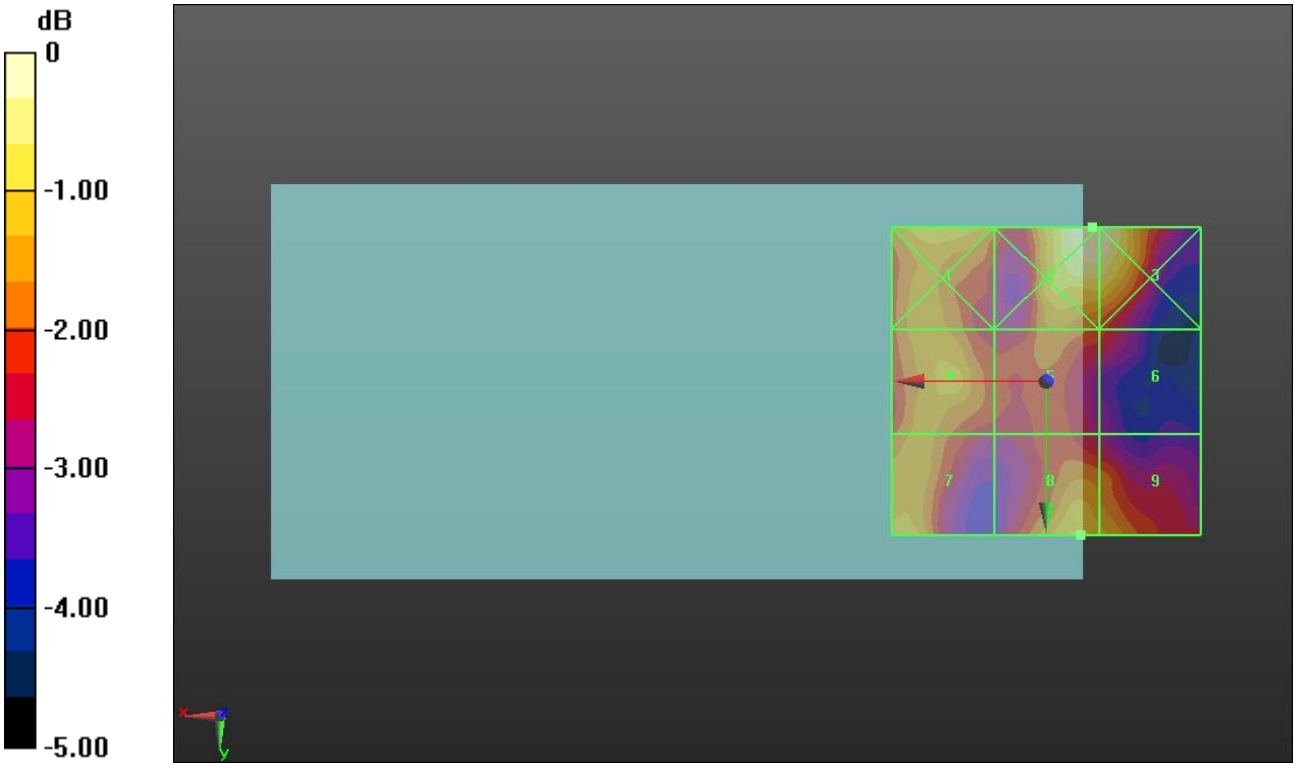

0 dB = 6.369 V/m = 16.08 dBV/m

LTE Band 48 ANT 7

Communication System: UID 10173 - CAG, LTE-TDD (SC-FDMA, 1 RB, 20 MHz, 16-QAM); Frequency: 3560 MHz; Duty Cycle: 1:8.8736
Phantom section: RF Section
DASY5 Configuration:
- Probe: EF3DV3 - SN4041; ConvF(1, 1, 1) @ 3560 MHz; Calibrated: 3/18/2020
- Sensor-Surface: (Fix Surface)
- Electronics: DAE4 Sn1357; Calibrated: 2/20/2020
- Phantom: HAC Test Arch with AMCC; Type: SD HAC P01 BB
- Measurement SW: DASY52, Version 52.10 (4);SEMCAD X Version 14.6.14 (7483)

LTE Band 48 ANT 7 E-Field measurement/SC-FDMA 1RB 20 MHz 16QAM Ch. 55340/Hearing Aid Compatibility Test (101x101x1): Interpolated grid: dx=0.5000 mm, dy=0.5000 mm

Device Reference Point: 0, 0, -6.3 mm
Reference Value = 12.64 V/m; Power Drift = -0.10 dB
Applied MIF = -1.44 dB
RF audio interference level = 23.52 dBV/m
Emission category: M4

MIF scaled E-field

Grid 1 **M4** **19.83 dBV/m**	Grid 2 **M4** **19.19 dBV/m**	Grid 3 **M4** **19.58 dBV/m**
Grid 4 **M4** **23.52 dBV/m**	Grid 5 **M4** **21.94 dBV/m**	Grid 6 **M4** **22.63 dBV/m**
Grid 7 **M4** **26.72 dBV/m**	Grid 8 **M4** **24.56 dBV/m**	Grid 9 **M4** **24.59 dBV/m**

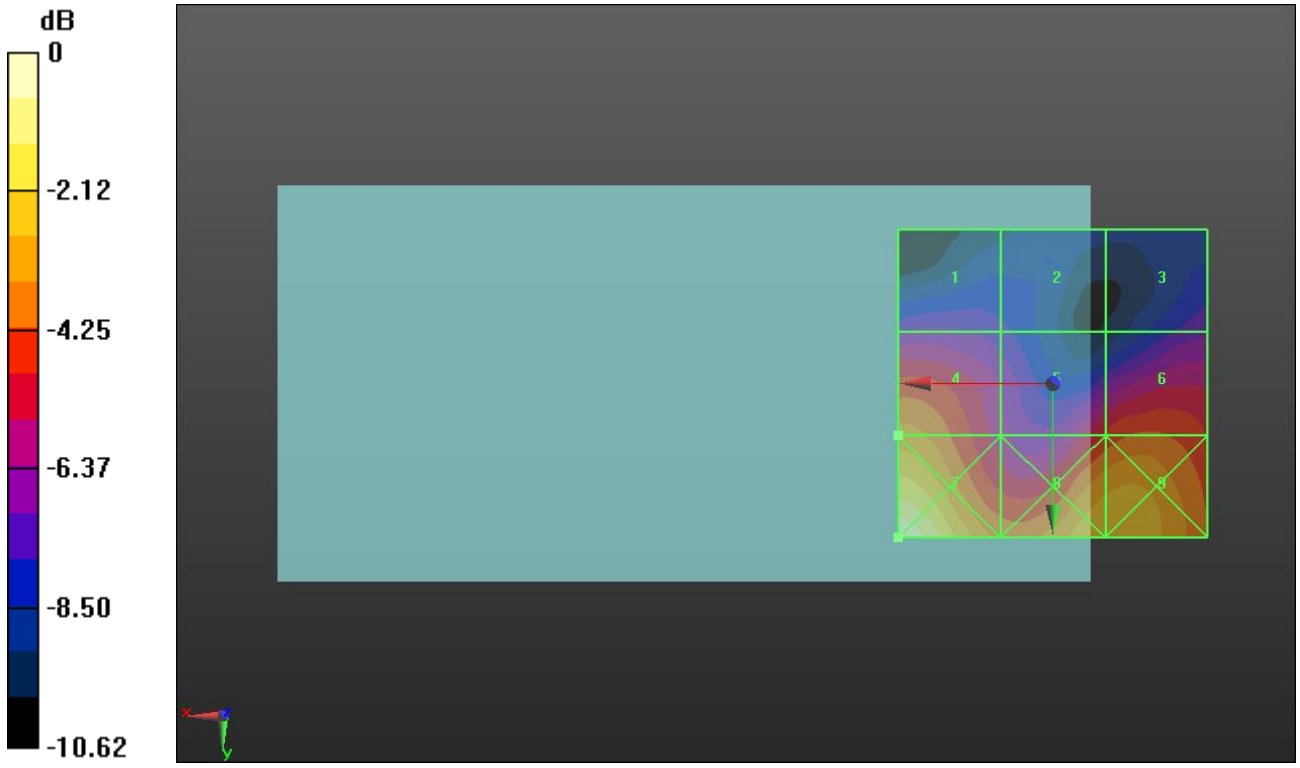

0 dB = 21.67 V/m = 26.72 dBV/m

LTE Band 48 ANT 7

Communication System: UID 10173 - CAG, LTE-TDD (SC-FDMA, 1 RB, 20 MHz, 16-QAM); Frequency: 3603.3 MHz; Duty Cycle: 1:8.8736
Phantom section: RF Section
DASY5 Configuration:
- Probe: EF3DV3 - SN4041; ConvF(1, 1, 1) @ 3603.3 MHz; Calibrated: 3/18/2020
- Sensor-Surface: (Fix Surface)
- Electronics: DAE4 Sn1357; Calibrated: 2/20/2020
- Phantom: HAC Test Arch with AMCC; Type: SD HAC P01 BB
- Measurement SW: DASY52, Version 52.10 (4);SEMCAD X Version 14.6.14 (7483)

LTE Band 48 ANT 7 E-Field measurement/SC-FDMA 1RB 20 MHz 16QAM Ch. 55773/Hearing Aid Compatibility Test (101x101x1): Interpolated grid: dx=0.5000 mm, dy=0.5000 mm

Device Reference Point: 0, 0, -6.3 mm
Reference Value = 10.65 V/m; Power Drift = -0.00 dB
Applied MIF = -1.44 dB
RF audio interference level = 23.43 dBV/m
Emission category: M4

MIF scaled E-field

Grid 1 **M4** **20.49 dBV/m**	Grid 2 **M4** **19.5 dBV/m**	Grid 3 **M4** **19.13 dBV/m**
Grid 4 **M4** **23.43 dBV/m**	Grid 5 **M4** **22.54 dBV/m**	Grid 6 **M4** **23.38 dBV/m**
Grid 7 **M4** **27.26 dBV/m**	Grid 8 **M4** **24.62 dBV/m**	Grid 9 **M4** **24.81 dBV/m**

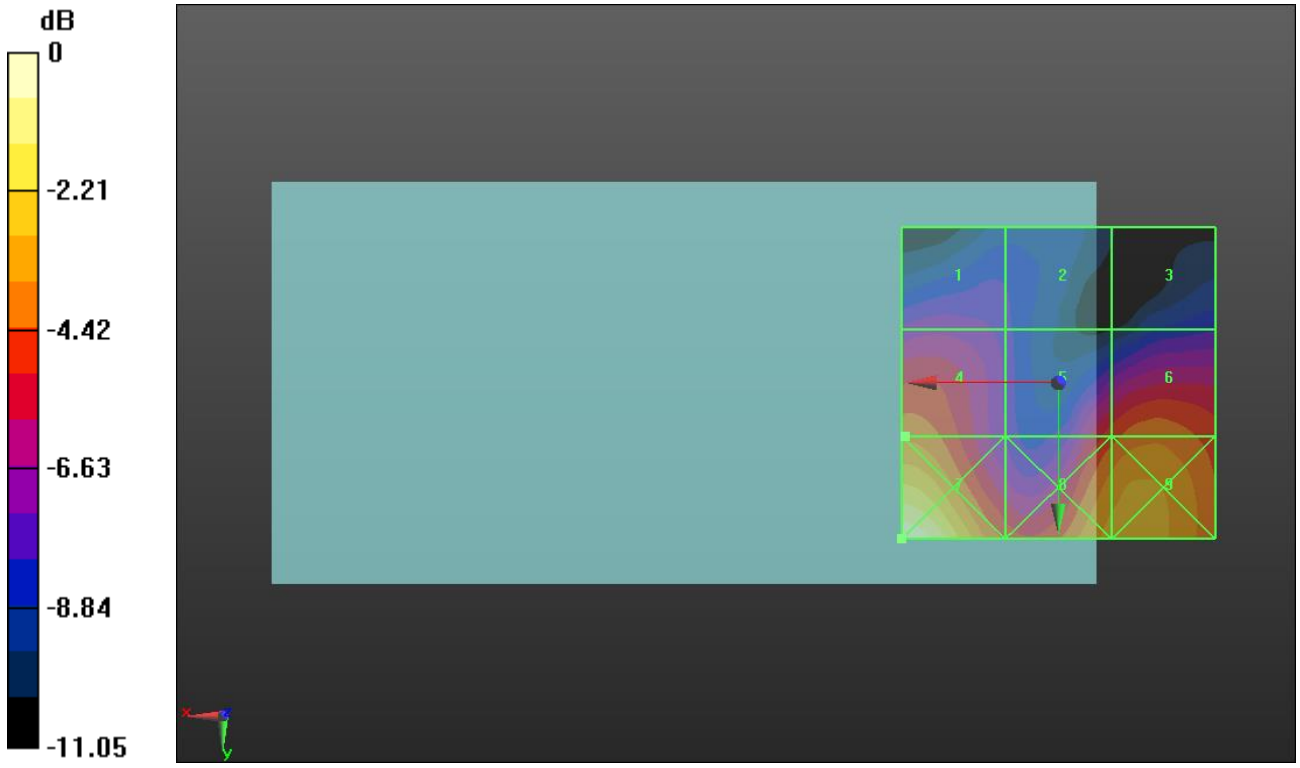

0 dB = 23.06 V/m = 27.26 dBV/m

LTE Band 48 ANT 7

Communication System: UID 10173 - CAG, LTE-TDD (SC-FDMA, 1 RB, 20 MHz, 16-QAM); Frequency: 3646.7 MHz; Duty Cycle: 1:8.8736
Phantom section: RF Section
DASY5 Configuration:
- Probe: EF3DV3 - SN4041; ConvF(1, 1, 1) @ 3646.7 MHz; Calibrated: 3/18/2020
- Sensor-Surface: (Fix Surface)
- Electronics: DAE4 Sn1357; Calibrated: 2/20/2020
- Phantom: HAC Test Arch with AMCC; Type: SD HAC P01 BB
- Measurement SW: DASY52, Version 52.10 (4);SEMCAD X Version 14.6.14 (7483)

LTE Band 48 ANT 7 E-Field measurement/SC-FDMA 1RB 20 MHz 16QAM Ch. 56207/Hearing Aid Compatibility Test (101x101x1): Interpolated grid: dx=0.5000 mm, dy=0.5000 mm

Device Reference Point: 0, 0, -6.3 mm
Reference Value = 12.27 V/m; Power Drift = -0.02 dB
Applied MIF = -1.44 dB
RF audio interference level = 23.67 dBV/m
Emission category: M4

MIF scaled E-field

Grid 1 **M4** **19.56 dBV/m**	Grid 2 **M4** **19.05 dBV/m**	Grid 3 **M4** **17.78 dBV/m**
Grid 4 **M4** **23.67 dBV/m**	Grid 5 **M4** **22.12 dBV/m**	Grid 6 **M4** **22.71 dBV/m**
Grid 7 **M4** **26.78 dBV/m**	Grid 8 **M4** **24.52 dBV/m**	Grid 9 **M4** **24.64 dBV/m**

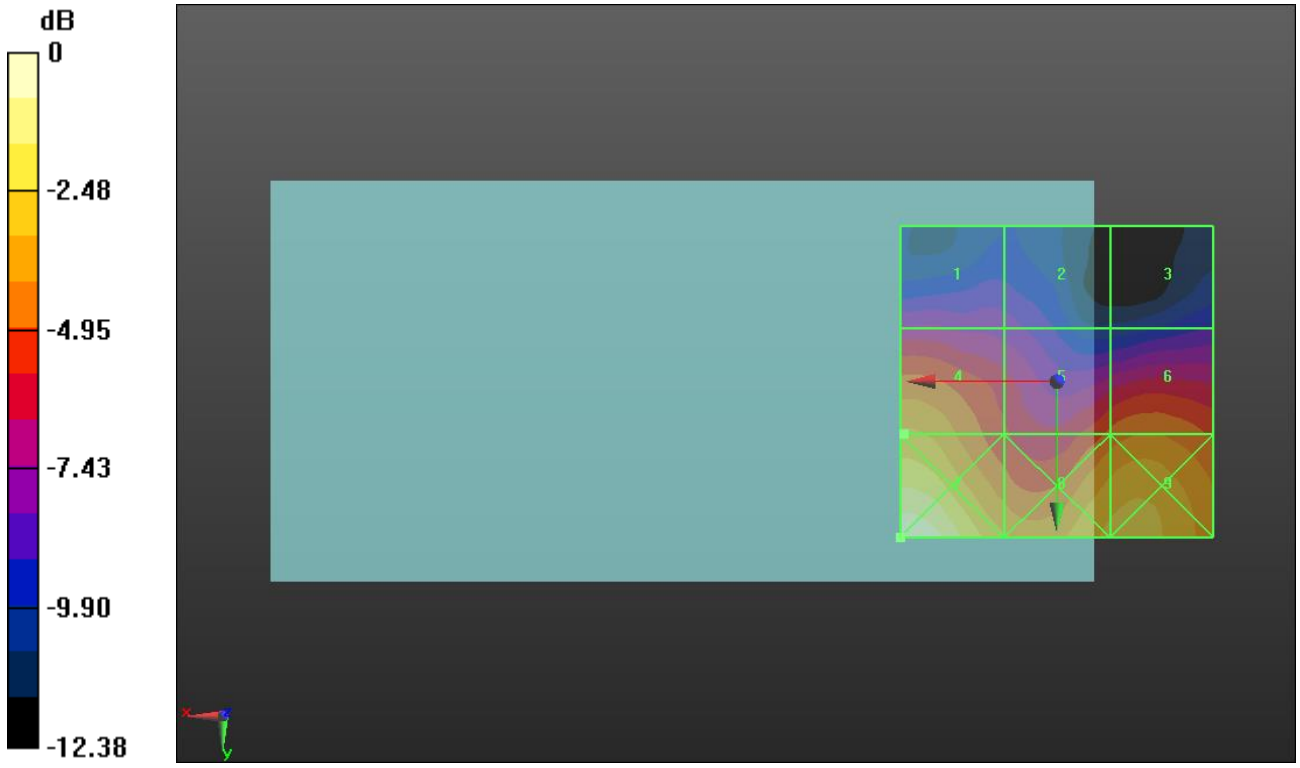

0 dB = 21.84 V/m = 26.79 dBV/m

LTE Band 48 ANT 7

Communication System: UID 10173 - CAG, LTE-TDD (SC-FDMA, 1 RB, 20 MHz, 16-QAM); Frequency: 3690 MHz; Duty Cycle: 1:8.8736
Phantom section: RF Section
DASY5 Configuration:
- Probe: EF3DV3 - SN4041; ConvF(1, 1, 1) @ 3690 MHz; Calibrated: 3/18/2020
- Sensor-Surface: (Fix Surface)
- Electronics: DAE4 Sn1357; Calibrated: 2/20/2020
- Phantom: HAC Test Arch with AMCC; Type: SD HAC P01 BB
- Measurement SW: DASY52, Version 52.10 (4);SEMCAD X Version 14.6.14 (7483)

LTE Band 48 ANT 7 E-Field measurement/SC-FDMA 1RB 20 MHz 16QAM Ch. 56640/Hearing Aid Compatibility Test (101x101x1): Interpolated grid: dx=0.5000 mm, dy=0.5000 mm

Device Reference Point: 0, 0, -6.3 mm
Reference Value = 10.14 V/m; Power Drift = -0.16 dB
Applied MIF = -1.44 dB
RF audio interference level = 23.49 dBV/m
Emission category: M4

MIF scaled E-field

Grid 1 **M4** **20.41 dBV/m**	Grid 2 **M4** **18.92 dBV/m**	Grid 3 **M4** **18.99 dBV/m**
Grid 4 **M4** **23.49 dBV/m**	Grid 5 **M4** **21.65 dBV/m**	Grid 6 **M4** **22.66 dBV/m**
Grid 7 **M4** **26.34 dBV/m**	Grid 8 **M4** **23.27 dBV/m**	Grid 9 **M4** **23.57 dBV/m**

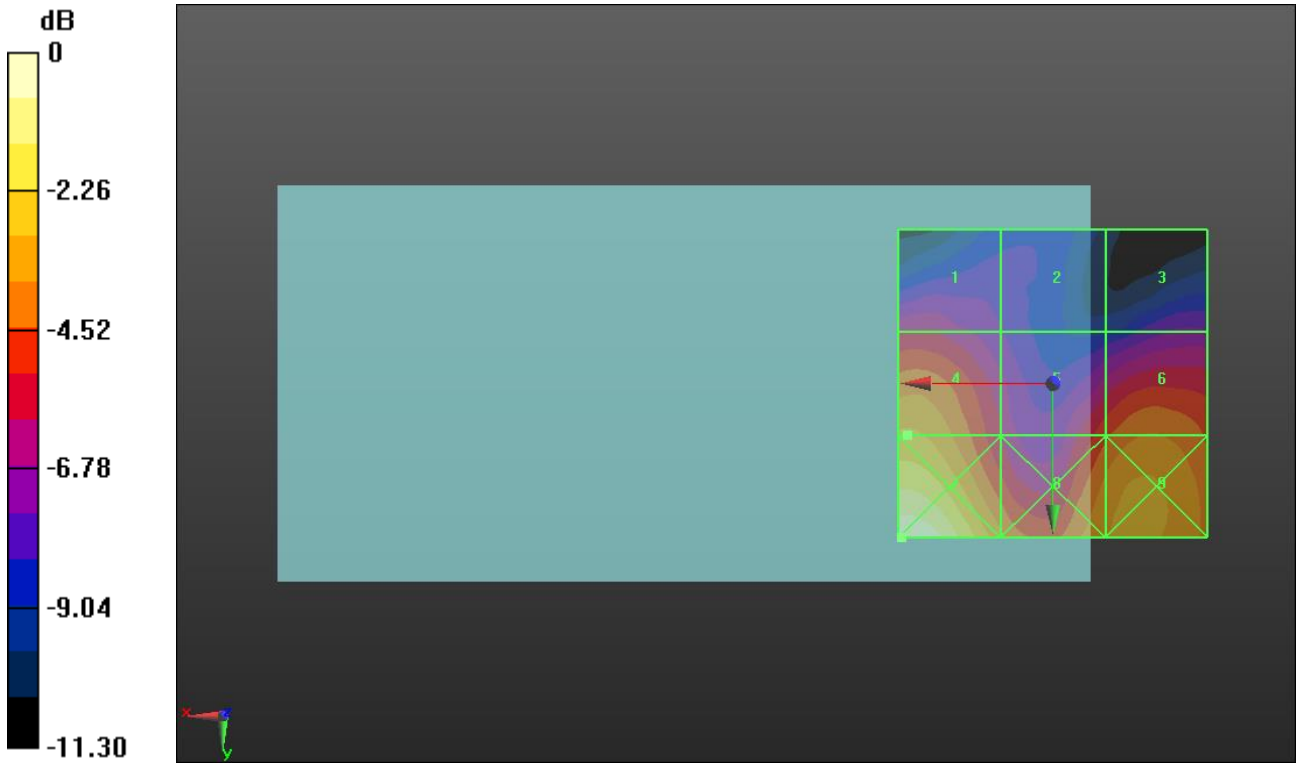

0 dB = 20.75 V/m = 26.34 dBV/m

LTE Band 48 ANT 8

Communication System: UID 10173 - CAG, LTE-TDD (SC-FDMA, 1 RB, 20 MHz, 16-QAM); Frequency: 3560 MHz; Duty Cycle: 1:8.8736
Phantom section: RF Section
DASY5 Configuration:
- Probe: EF3DV3 - SN4041; ConvF(1, 1, 1) @ 3560 MHz; Calibrated: 3/18/2020
- Sensor-Surface: (Fix Surface)
- Electronics: DAE4 Sn1357; Calibrated: 2/20/2020
- Phantom: HAC Test Arch with AMCC; Type: SD HAC P01 BB
- Measurement SW: DASY52, Version 52.10 (4);SEMCAD X Version 14.6.14 (7483)

LTE Band 48 ANT 8 E-Field measurement/SC-FDMA 1RB 20 MHz 16QAM Ch. 55340/Hearing Aid Compatibility Test (101x101x1): Interpolated grid: dx=0.5000 mm, dy=0.5000 mm

Device Reference Point: 0, 0, -6.3 mm
Reference Value = 22.53 V/m; Power Drift = -0.05 dB
Applied MIF = -1.44 dB
RF audio interference level = 24.19 dBV/m
Emission category: M4

MIF scaled E-field

Grid 1 **M4** **26.52 dBV/m**	Grid 2 **M4** **26.83 dBV/m**	Grid 3 **M4** **25.87 dBV/m**
Grid 4 **M4** **23.09 dBV/m**	Grid 5 **M4** **24.06 dBV/m**	Grid 6 **M4** **24.19 dBV/m**
Grid 7 **M4** **21.21 dBV/m**	Grid 8 **M4** **22.57 dBV/m**	Grid 9 **M4** **22.57 dBV/m**

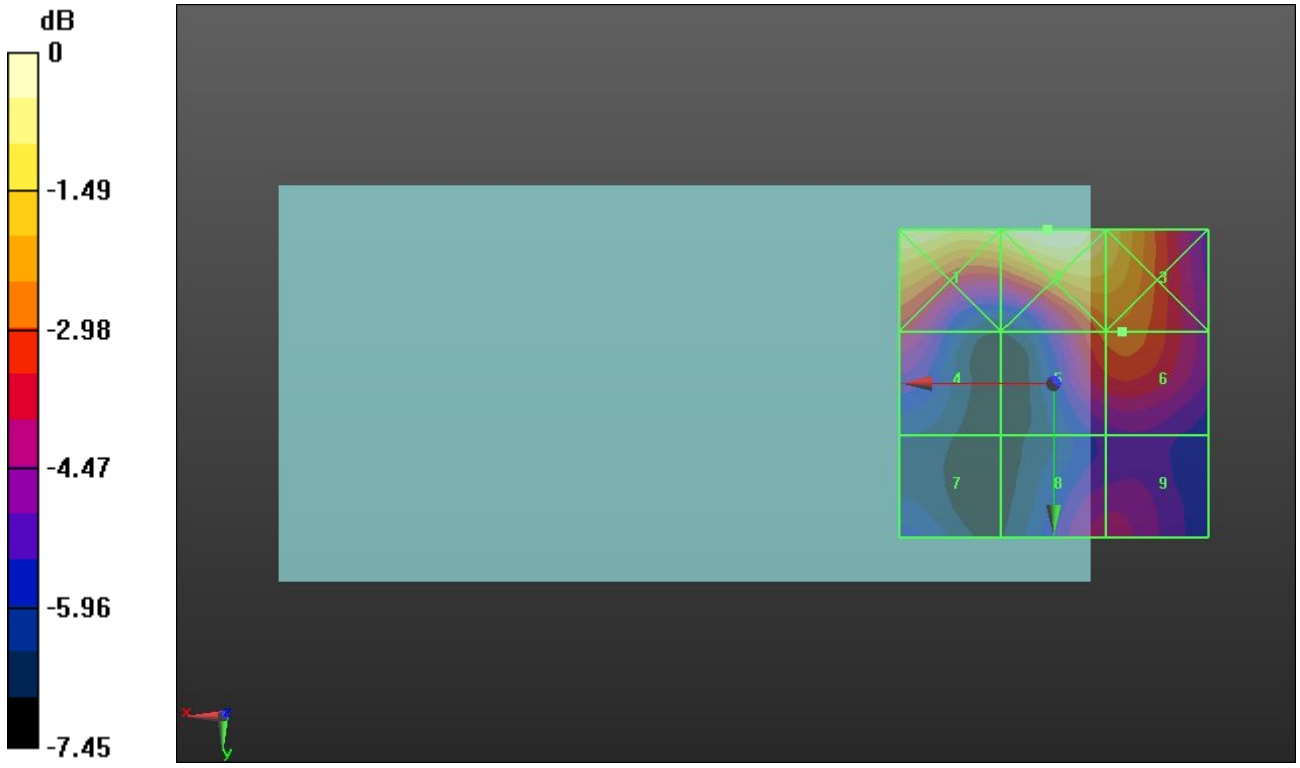

0 dB = 21.96 V/m = 26.83 dBV/m

LTE Band 48 ANT 8

Communication System: UID 10173 - CAG, LTE-TDD (SC-FDMA, 1 RB, 20 MHz, 16-QAM); Frequency: 3603.3 MHz; Duty Cycle: 1:8.8736
Phantom section: RF Section
DASY5 Configuration:
- Probe: EF3DV3 - SN4041; ConvF(1, 1, 1) @ 3603.3 MHz; Calibrated: 3/18/2020
- Sensor-Surface: (Fix Surface)
- Electronics: DAE4 Sn1357; Calibrated: 2/20/2020
- Phantom: HAC Test Arch with AMCC; Type: SD HAC P01 BB
- Measurement SW: DASY52, Version 52.10 (4);SEMCAD X Version 14.6.14 (7483)

LTE Band 48 ANT 8 E-Field measurement/SC-FDMA 1RB 20 MHz 16QAM Ch. 55773/Hearing Aid Compatibility Test (101x101x1): Interpolated grid: dx=0.5000 mm, dy=0.5000 mm

Device Reference Point: 0, 0, -6.3 mm
Reference Value = 21.34 V/m; Power Drift = -0.06 dB
Applied MIF = -1.44 dB
RF audio interference level = 23.62 dBV/m
Emission category: M4

MIF scaled E-field

Grid 1 **M4** **26.61 dBV/m**	Grid 2 **M4** **27.02 dBV/m**	Grid 3 **M4** **25.78 dBV/m**
Grid 4 **M4** **22.47 dBV/m**	Grid 5 **M4** **23.44 dBV/m**	Grid 6 **M4** **23.62 dBV/m**
Grid 7 **M4** **21.81 dBV/m**	Grid 8 **M4** **22.64 dBV/m**	Grid 9 **M4** **22.72 dBV/m**

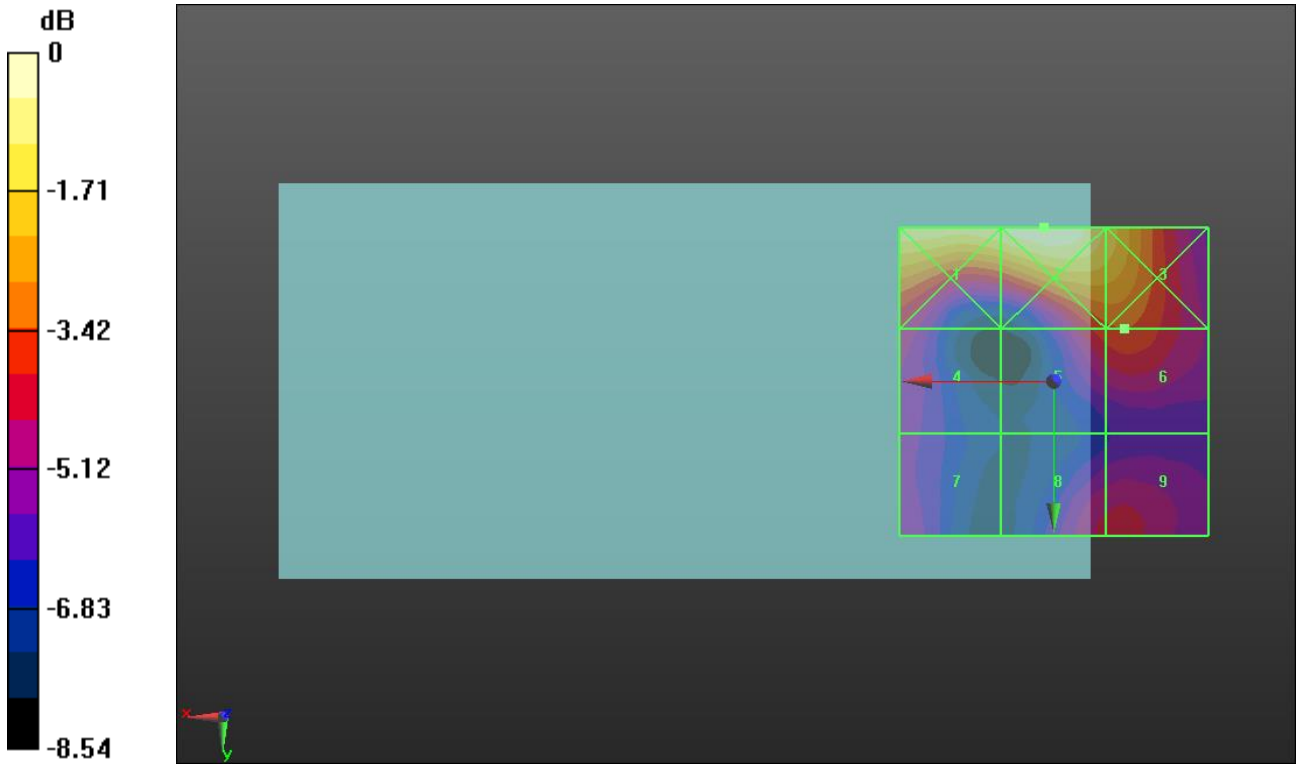

0 dB = 22.45 V/m = 27.02 dBV/m

LTE Band 48 ANT 8

Communication System: UID 10173 - CAG, LTE-TDD (SC-FDMA, 1 RB, 20 MHz, 16-QAM); Frequency: 3646.7 MHz; Duty Cycle: 1:8.8736
Phantom section: RF Section
DASY5 Configuration:
- Probe: EF3DV3 - SN4041; ConvF(1, 1, 1) @ 3646.7 MHz; Calibrated: 3/18/2020
- Sensor-Surface: (Fix Surface)
- Electronics: DAE4 Sn1357; Calibrated: 2/20/2020
- Phantom: HAC Test Arch with AMCC; Type: SD HAC P01 BB
- Measurement SW: DASY52, Version 52.10 (4);SEMCAD X Version 14.6.14 (7483)

LTE Band 48 ANT 8 E-Field measurement/SC-FDMA 1RB 20 MHz 16QAM Ch. 56207/Hearing Aid Compatibility Test (101x101x1): Interpolated grid: dx=0.5000 mm, dy=0.5000 mm

Device Reference Point: 0, 0, -6.3 mm
Reference Value = 20.89 V/m; Power Drift = -0.06 dB
Applied MIF = -1.44 dB
RF audio interference level = 23.16 dBV/m
Emission category: M4

MIF scaled E-field

Grid 1 **M4** **26.42 dBV/m**	Grid 2 **M4** **26.92 dBV/m**	Grid 3 **M4** **25.37 dBV/m**
Grid 4 **M4** **21.64 dBV/m**	Grid 5 **M4** **22.55 dBV/m**	Grid 6 **M4** **23.06 dBV/m**
Grid 7 **M4** **20.42 dBV/m**	Grid 8 **M4** **23.09 dBV/m**	Grid 9 **M4** **23.16 dBV/m**

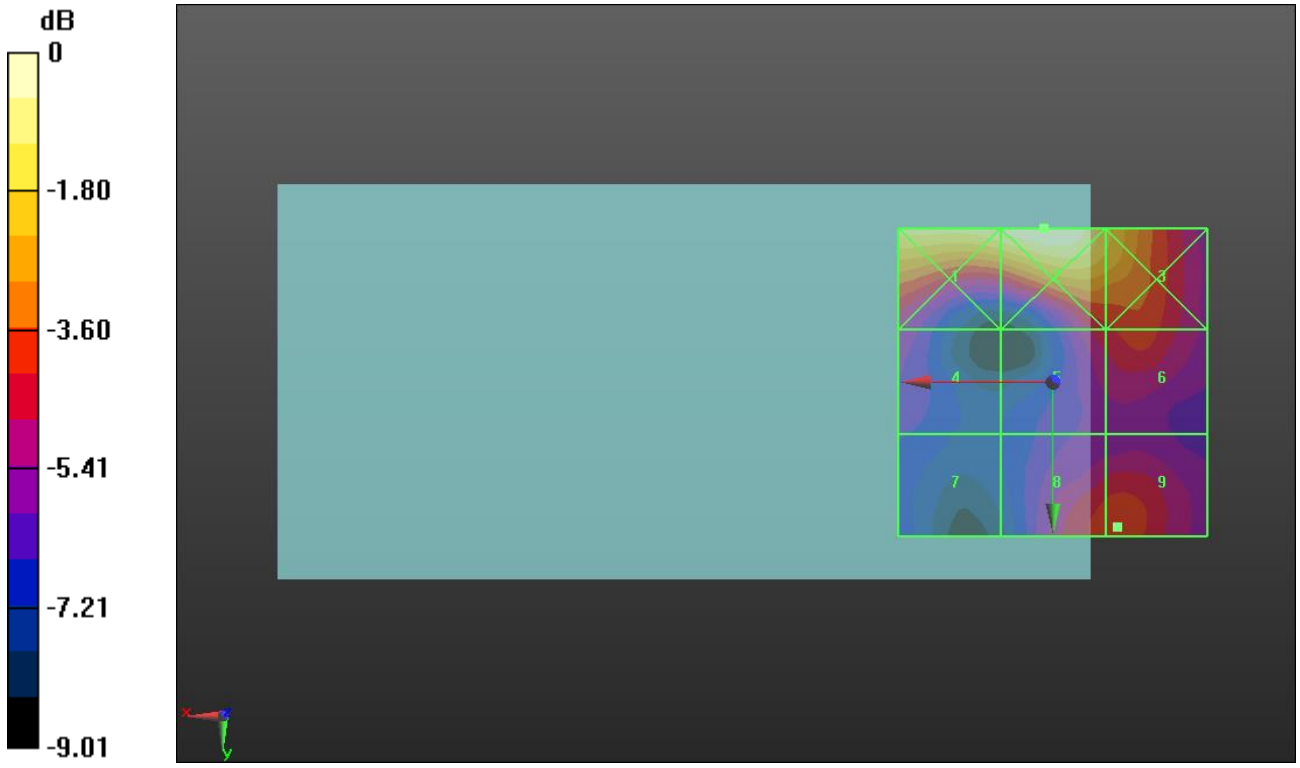

0 dB = 22.19 V/m = 26.92 dBV/m

LTE Band 48 ANT 8

Communication System: UID 10173 - CAG, LTE-TDD (SC-FDMA, 1 RB, 20 MHz, 16-QAM); Frequency: 3690 MHz; Duty Cycle: 1:8.8736
Phantom section: RF Section
DASY5 Configuration:
- Probe: EF3DV3 - SN4041; ConvF(1, 1, 1) @ 3690 MHz; Calibrated: 3/18/2020
- Sensor-Surface: (Fix Surface)
- Electronics: DAE4 Sn1357; Calibrated: 2/20/2020
- Phantom: HAC Test Arch with AMCC; Type: SD HAC P01 BB
- Measurement SW: DASY52, Version 52.10 (4);SEMCAD X Version 14.6.14 (7483)

LTE Band 48 ANT 8 E-Field measurement/SC-FDMA 1RB 20 MHz 16QAM Ch. 56640/Hearing Aid Compatibility Test (101x101x1): Interpolated grid: dx=0.5000 mm, dy=0.5000 mm

Device Reference Point: 0, 0, -6.3 mm
Reference Value = 22.17 V/m; Power Drift = 0.01 dB
Applied MIF = -1.44 dB
RF audio interference level = 23.08 dBV/m
Emission category: M4

MIF scaled E-field

Grid 1 **M4** **26.04 dBV/m**	Grid 2 **M4** **26.13 dBV/m**	Grid 3 **M4** **24.78 dBV/m**
Grid 4 **M4** **20.58 dBV/m**	Grid 5 **M4** **22.15 dBV/m**	Grid 6 **M4** **22.55 dBV/m**
Grid 7 **M4** **20.62 dBV/m**	Grid 8 **M4** **22.94 dBV/m**	Grid 9 **M4** **23.08 dBV/m**

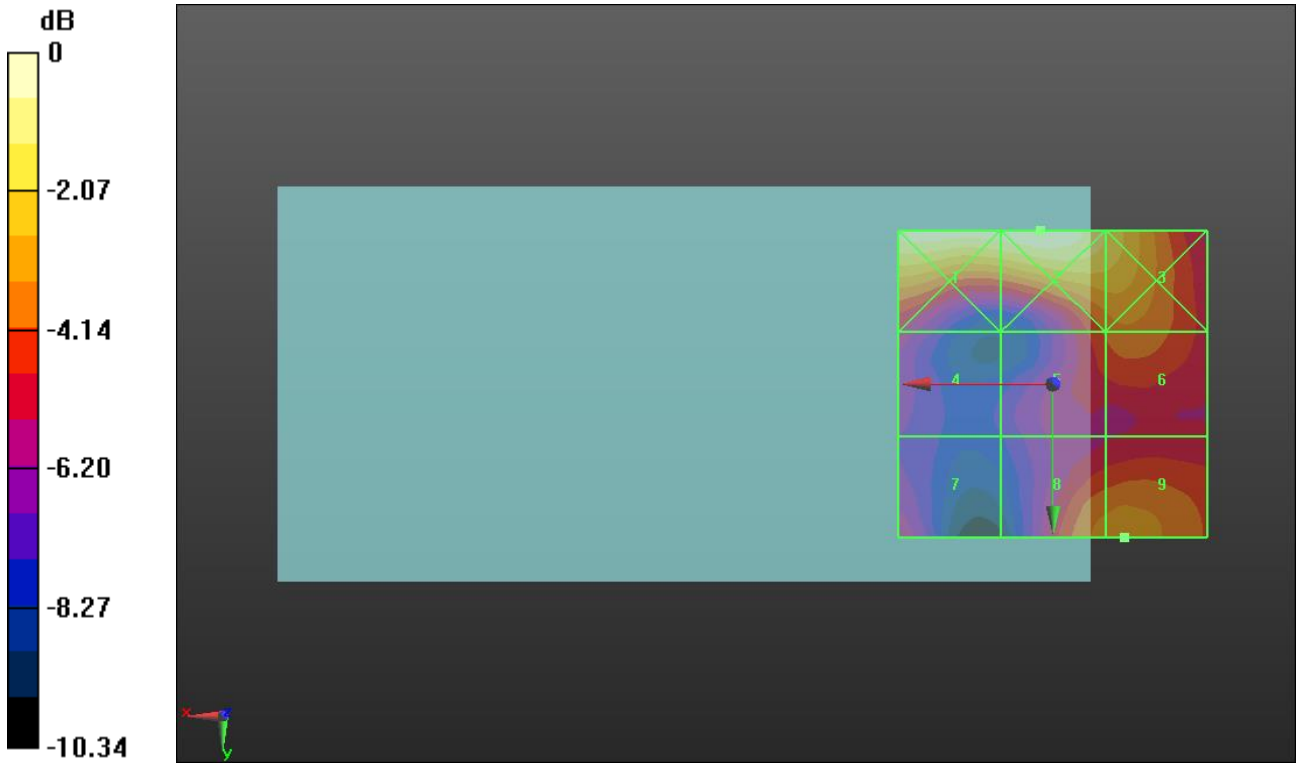

0 dB = 20.24 V/m = 26.12 dBV/m

LTE Band 48 ANT 9

Communication System: UID 10173 - CAG, LTE-TDD (SC-FDMA, 1 RB, 20 MHz, 16-QAM); Frequency: 3560 MHz; Duty Cycle: 1:8.8736
Phantom section: RF Section
DASY5 Configuration:
- Probe: EF3DV3 - SN4041; ConvF(1, 1, 1) @ 3560 MHz; Calibrated: 3/18/2020
- Sensor-Surface: (Fix Surface)
- Electronics: DAE4 Sn1357; Calibrated: 2/20/2020
- Phantom: HAC Test Arch with AMCC; Type: SD HAC P01 BB
- Measurement SW: DASY52, Version 52.10 (4);SEMCAD X Version 14.6.14 (7483)

LTE Band 48 ANT 9 E-Field measurement/SC-FDMA 1RB 20 MHz 16QAM Ch. 55340/Hearing Aid Compatibility Test (101x101x1): Interpolated grid: dx=0.5000 mm, dy=0.5000 mm

Device Reference Point: 0, 0, -6.3 mm
Reference Value = 16.42 V/m; Power Drift = -0.04 dB
Applied MIF = -1.44 dB
RF audio interference level = 21.83 dBV/m
Emission category: M4

MIF scaled E-field

Grid 1 **M4** **23.42 dBV/m**	Grid 2 **M4** **22.87 dBV/m**	Grid 3 **M4** **21.74 dBV/m**
Grid 4 **M4** **18.45 dBV/m**	Grid 5 **M4** **21.7 dBV/m**	Grid 6 **M4** **21.83 dBV/m**
Grid 7 **M4** **19.4 dBV/m**	Grid 8 **M4** **19.5 dBV/m**	Grid 9 **M4** **19.75 dBV/m**



0 dB = 14.82 V/m = 23.42 dBV/m

LTE Band 48 ANT 9

Communication System: UID 10173 - CAG, LTE-TDD (SC-FDMA, 1 RB, 20 MHz, 16-QAM); Frequency: 3603.3 MHz; Duty Cycle: 1:8.8736
Phantom section: RF Section
DASY5 Configuration:
- Probe: EF3DV3 - SN4041; ConvF(1, 1, 1) @ 3603.3 MHz; Calibrated: 3/18/2020
- Sensor-Surface: (Fix Surface)
- Electronics: DAE4 Sn1357; Calibrated: 2/20/2020
- Phantom: HAC Test Arch with AMCC; Type: SD HAC P01 BB
- Measurement SW: DASY52, Version 52.10 (4);SEMCAD X Version 14.6.14 (7483)

LTE Band 48 ANT 9 E-Field measurement/SC-FDMA 1RB 20 MHz 16QAM Ch. 55773/Hearing Aid Compatibility Test (101x101x1): Interpolated grid: dx=0.5000 mm, dy=0.5000 mm

Device Reference Point: 0, 0, -6.3 mm
Reference Value = 15.83 V/m; Power Drift = -0.17 dB
Applied MIF = -1.44 dB
RF audio interference level = 21.78 dBV/m
Emission category: M4

MIF scaled E-field

Grid 1 **M4** **22.93 dBV/m**	Grid 2 **M4** **22.36 dBV/m**	Grid 3 **M4** **21.84 dBV/m**
Grid 4 **M4** **19.2 dBV/m**	Grid 5 **M4** **21.77 dBV/m**	Grid 6 **M4** **21.78 dBV/m**
Grid 7 **M4** **20.65 dBV/m**	Grid 8 **M4** **18.66 dBV/m**	Grid 9 **M4** **18.75 dBV/m**

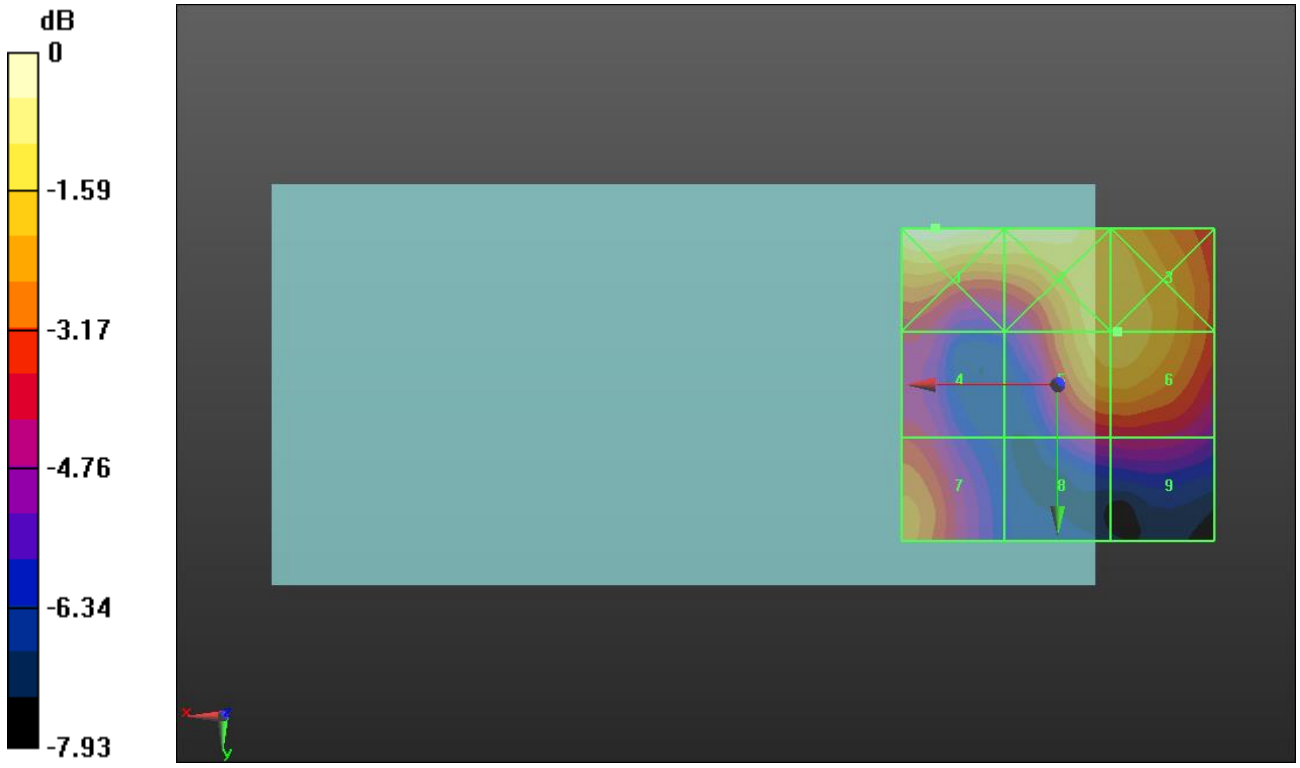

0 dB = 14.01 V/m = 22.93 dBV/m

LTE Band 48 ANT 9

Communication System: UID 10173 - CAG, LTE-TDD (SC-FDMA, 1 RB, 20 MHz, 16-QAM); Frequency: 3646.7 MHz; Duty Cycle: 1:8.8736
Phantom section: RF Section
DASY5 Configuration:
- Probe: EF3DV3 - SN4041; ConvF(1, 1, 1) @ 3646.7 MHz; Calibrated: 3/18/2020
- Sensor-Surface: (Fix Surface)
- Electronics: DAE4 Sn1357; Calibrated: 2/20/2020
- Phantom: HAC Test Arch with AMCC; Type: SD HAC P01 BB
- Measurement SW: DASY52, Version 52.10 (4);SEMCAD X Version 14.6.14 (7483)

LTE Band 48 ANT 9 E-Field measurement/SC-FDMA 1RB 20 MHz 16QAM Ch. 56207/Hearing Aid Compatibility Test (101x101x1): Interpolated grid: dx=0.5000 mm, dy=0.5000 mm

Device Reference Point: 0, 0, -6.3 mm
Reference Value = 15.41 V/m; Power Drift = -0.17 dB
Applied MIF = -1.44 dB
RF audio interference level = 21.02 dBV/m
Emission category: M4

MIF scaled E-field

Grid 1 **M4** **22.55 dBV/m**	Grid 2 **M4** **22.23 dBV/m**	Grid 3 **M4** **20.93 dBV/m**
Grid 4 **M4** **19.07 dBV/m**	Grid 5 **M4** **20.97 dBV/m**	Grid 6 **M4** **21.02 dBV/m**
Grid 7 **M4** **20.85 dBV/m**	Grid 8 **M4** **18.89 dBV/m**	Grid 9 **M4** **19.15 dBV/m**

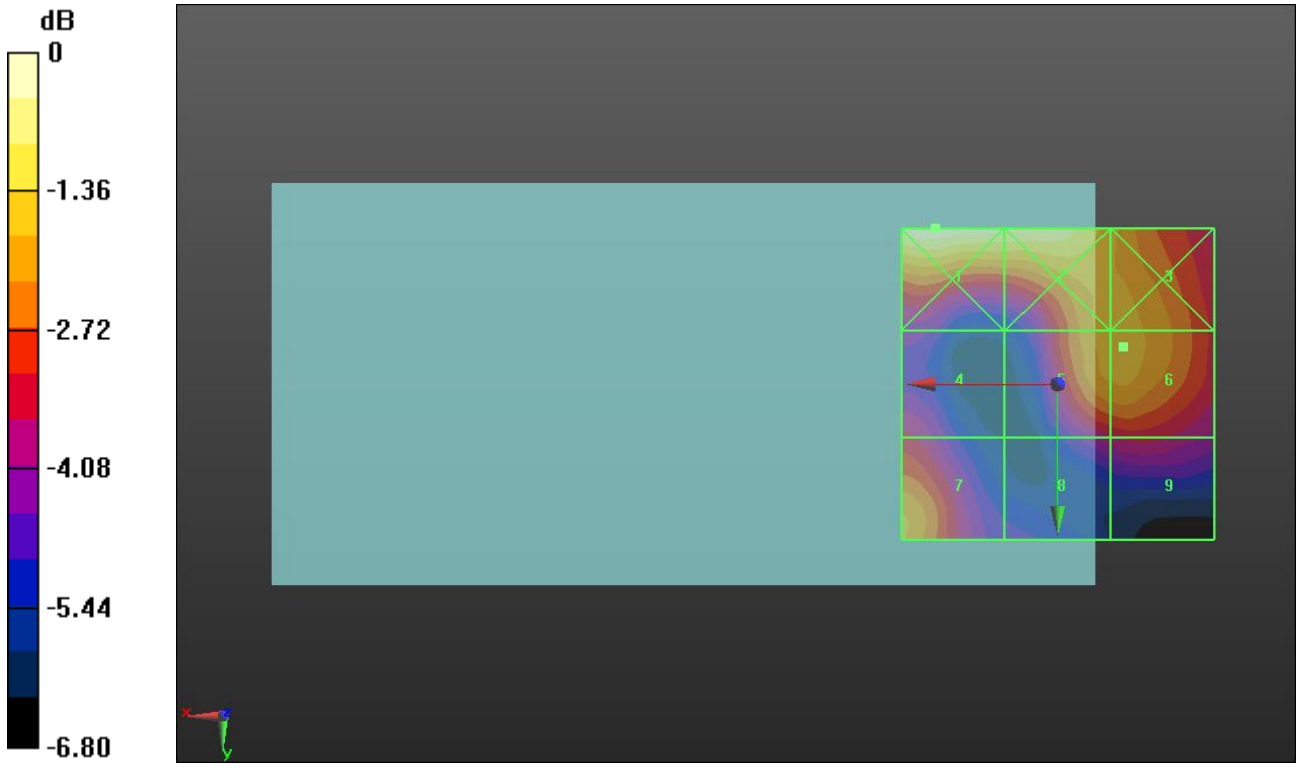

0 dB = 13.41 V/m = 22.55 dBV/m

LTE Band 48 ANT 9

Communication System: UID 10173 - CAG, LTE-TDD (SC-FDMA, 1 RB, 20 MHz, 16-QAM); Frequency: 3690 MHz; Duty Cycle: 1:8.8736
Phantom section: RF Section
DASY5 Configuration:
- Probe: EF3DV3 - SN4041; ConvF(1, 1, 1) @ 3690 MHz; Calibrated: 3/18/2020
- Sensor-Surface: (Fix Surface)
- Electronics: DAE4 Sn1357; Calibrated: 2/20/2020
- Phantom: HAC Test Arch with AMCC; Type: SD HAC P01 BB
- Measurement SW: DASY52, Version 52.10 (4);SEMCAD X Version 14.6.14 (7483)

LTE Band 48 ANT 9 E-Field measurement/SC-FDMA 1RB 20 MHz 16QAM Ch. 56640/Hearing Aid Compatibility Test (101x101x1): Interpolated grid: dx=0.5000 mm, dy=0.5000 mm

Device Reference Point: 0, 0, -6.3 mm
Reference Value = 17.45 V/m; Power Drift = 0.15 dB
Applied MIF = -1.44 dB
RF audio interference level = 22.18 dBV/m
Emission category: M4

MIF scaled E-field

Grid 1 **M4** **22.11 dBV/m**	Grid 2 **M4** **22.3 dBV/m**	Grid 3 **M4** **22.12 dBV/m**
Grid 4 **M4** **18.75 dBV/m**	Grid 5 **M4** **22.18 dBV/m**	Grid 6 **M4** **22.21 dBV/m**
Grid 7 **M4** **20.7 dBV/m**	Grid 8 **M4** **19.74 dBV/m**	Grid 9 **M4** **19.88 dBV/m**

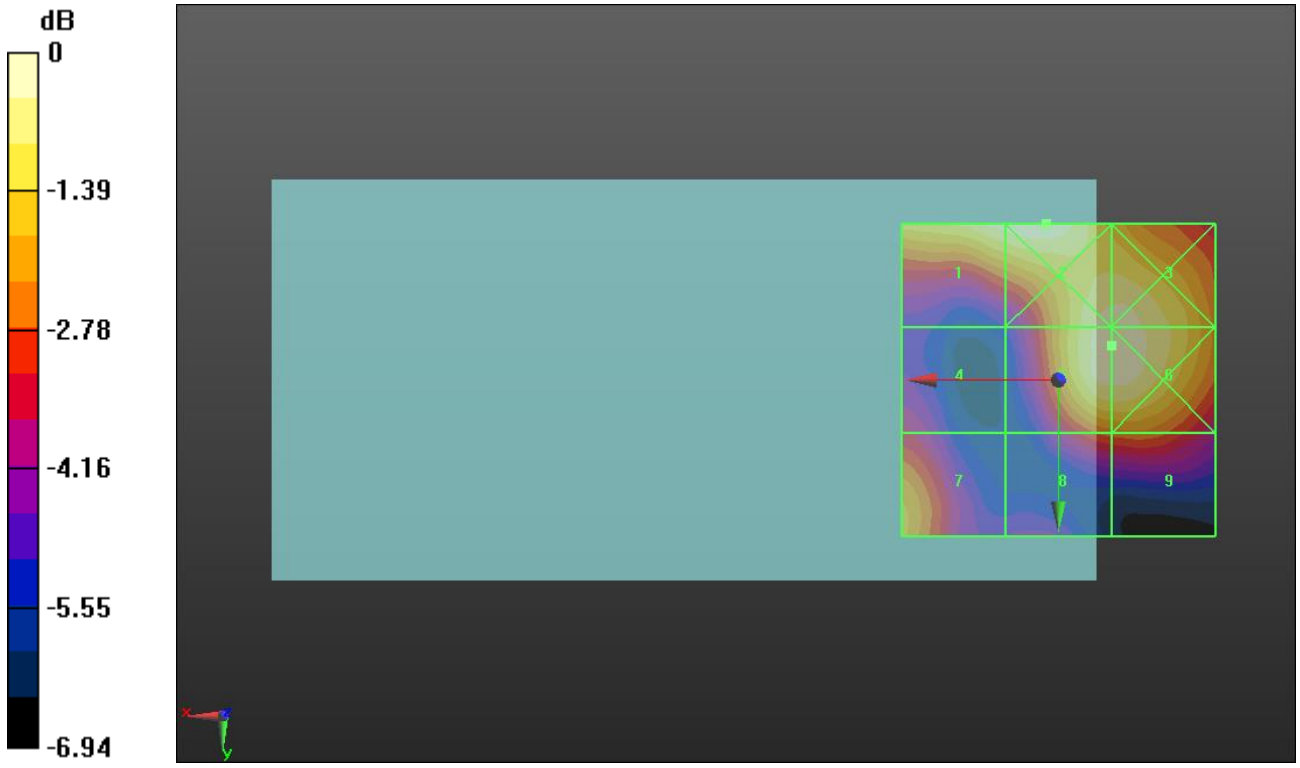

0 dB = 13.03 V/m = 22.30 dBV/m