10. RADIATED TEST RESULTS

10.1. LIMITS AND PROCEDURE

LIMITS

FCC §15.205 and §15.209
RSS-GEN, Section 8.9 and 8.10.

Frequency Range (MHz)	Field Strength Limit (uV/m) at 3 m	Field Strength Limit (dBuV/m) at 3 m
0.009-0.490	2400/F(kHz) @ 300 m	-
0.490-1.705	24000/F(kHz) @ 30 m	-
1.705 - 30	30 @ 30m	-
30 - 88	100	40
88 - 216	150	43.5
216 - 960	200	46
Above 960	500	54

TEST PROCEDURE

The EUT is placed on a non-conducting table 80 cm above the ground plane for measurement below 1GHz; 1.5 m above the ground plane for measurement above 1GHz. The antenna to EUT distance is 3 meters. The EUT is configured in accordance with ANSI C63.10. The EUT is set to transmit in a continuous mode.

For measurements below 1 GHz the resolution bandwidth is set to 100 kHz for peak detection measurements or 120 kHz for quasi-peak detection measurements. Peak detection is used unless otherwise noted as quasi-peak.

For pre-scans above 1 GHz the resolution bandwidth is set to 1 MHz; the video bandwidth is set to 30 KHz for peak measurements.

For final measurements above 1 GHz the resolution bandwidth is set to 1 MHz; the video bandwidth is set to 3 MHz for peak measurements and as applicable for average measurements.

The spectrum from 1 GHz to 18 GHz is investigated with the transmitter set to the lowest, middle, and highest channels in each applicable band. Below 1GHz and above 18GHz emissions, the channel with the highest output power was tested.

The frequency range of interest is monitored at a fixed antenna height and EUT azimuth. The EUT is rotated through 360 degrees to maximize emissions received. The antenna is scanned from 1 to 4 meters above the ground plane to further maximize the emission. Measurements are made with the antenna polarized in both the vertical and the horizontal positions.

For below 30MHz testing, investigation was done on three antenna orientations (parallel, perpendicular, and ground-parallel), parallel and perpendicular are the worst orientations, therefore testing was performed on these two orientations only.

UL VERIFICATION SERVICES INC.
47173 Benicia Street, Fremont, CA 94538; USA TEL:(510) 319-4000 FAX:(510) 661-0888
This report shall not be reproduced except in full, without the written approval of UL Verification Services Inc.

Compliance with radiated spurious emissions limits in the restricted bands closest to the allocated 2404 – 2478 MHz band were performed on all modes for the low and high channels. Additional measurements on adjacent channels to the low and/or high channels were limited to cases where the edge channels have a significantly lower rated power than the adjacent channels.

Compliance with radiated spurious emissions limits in the restricted bands between 1GHz and 18GHz (except as explained for the band edge) the operating band were performed on the low, middle and high channel for HDR8 mode. As this mode has the highest output power and highest power spectral density it is considered worst case for spurious emissions across all modes. For these tests both transmit chains were operating simultaneously and set to the maximum power per chain to cover both TXBF mode. Spurious emissions for frequencies below 1GHz and above 18GHz were limited to the center channel as preliminary testing indicated that changing the operating frequency had no significant impact on the emissions in those frequency bands.

RESULTS:

High Power Beamforming HDR 8Mbps mode is set to maximum power per chain to cover both SISO and MIMO modes to complies with radiated spurious emissions limits in the restricted bands between 1GHz and 18GHz low/mid/high channel (except the band edge).

Spurious emissions for frequencies below 1GHz and above 18GHz were limited to the middle channel as preliminary testing indicated that changing the operating frequency had no significant impact on the emissions in those frequency bands.

UL VERIFICATION SERVICES INC.
47173 Benicia Street, Fremont, CA 94538; USA TEL:(510) 319-4000 FAX:(510) 661-0888
This report shall not be reproduced except in full, without the written approval of UL Verification Services Inc.

10.2. TRANSMITTER ABOVE 1 GHz

10.2.1. HIGH POWER HDR (HDR4)

ANT 4

BANDEDGE (LOW CHANNEL)

HORIZONTAL RESULT

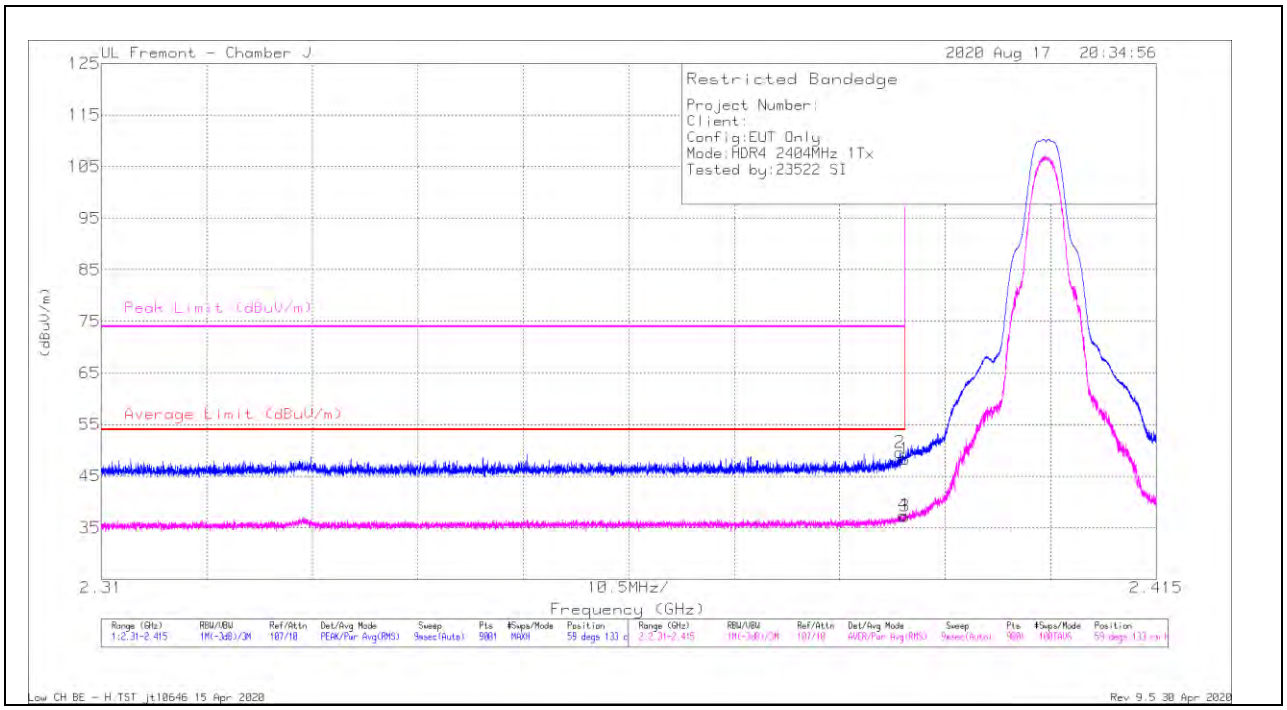

Marker	Frequency (GHz)	Meter Reading (dBuV)	Det	AF T963 (dB/m)	Amp/Cbl/Fltr/Pad (dB)	Corrected Reading (dBuV/m)	Average Limit (dBuV/m)	Margin (dB)	Peak Limit (dBuV/m)	PK Margin (dB)	Azimuth (Degs)	Height (cm)	Polarity
1	* 2.38999	44.81	Pk	29	-25.5	48.31	-	-	74	-25.69	59	133	H
2	* 2.3895	46.11	Pk	29	-25.5	49.61	-	-	74	-24.39	59	133	H
3	* 2.38999	33.72	RMS	29	-25.5	37.22	54	-16.78	-	-	59	133	H
4	* 2.38986	33.96	RMS	29	-25.5	37.46	54	-16.54	-	-	59	133	H

* - indicates frequency in CFR47 Pt 15 / IC RSS-Restricted Band
Pk - Peak detector
RMS - RMS detection

UL VERIFICATION SERVICES INC.
47173 Benicia Street, Fremont, CA 94538; USA TEL:(510) 319-4000 FAX:(510) 661-0888
This report shall not be reproduced except in full, without the written approval of UL Verification Services Inc.

VERTICAL RESULT

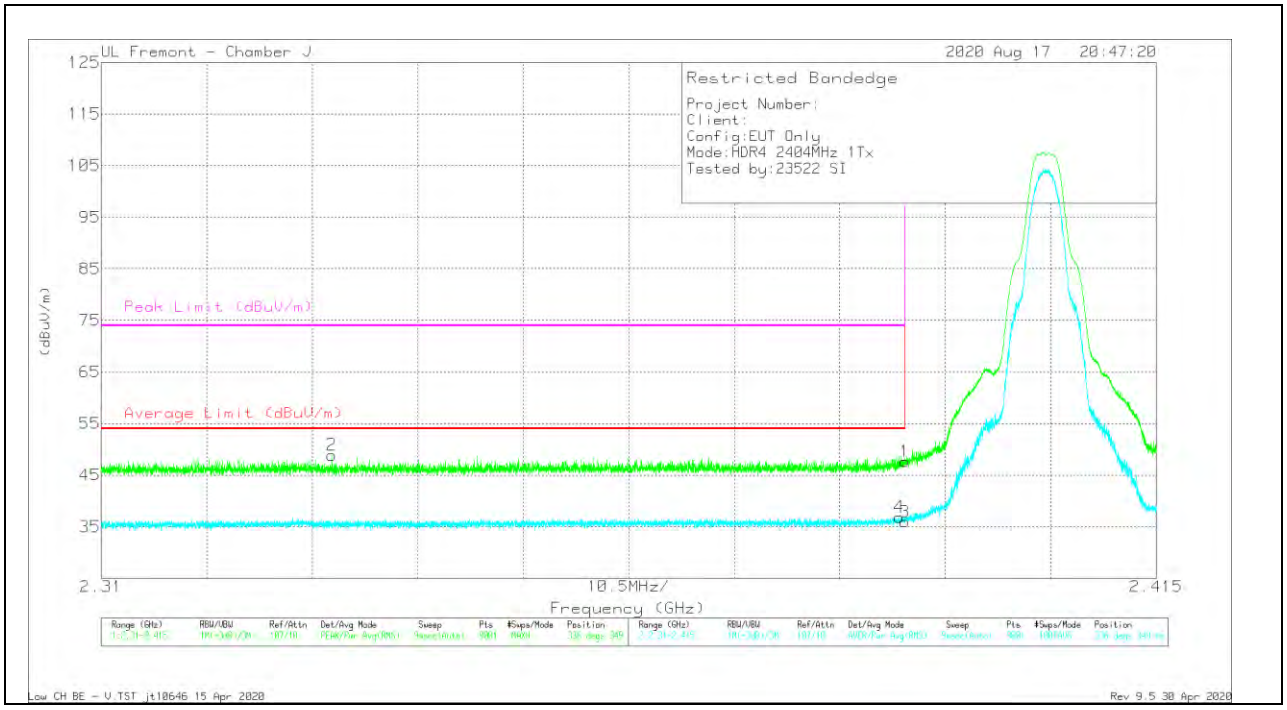

Marker	Frequency (GHz)	Meter Reading (dBuV)	Det	AF T963 (dB/m)	Amp/Cbl/Fltr/Pad (dB)	Corrected Reading (dBuV/m)	Average Limit (dBuV/m)	Margin (dB)	Peak Limit (dBuV/m)	PK Margin (dB)	Azimuth (Degs)	Height (cm)	Polarity
1	* 2.38999	44.13	Pk	29	-25.5	47.63	-	-	74	-26.37	336	349	V
2	* 2.33296	45.58	Pk	28.9	-25.6	48.88	-	-	74	-25.12	336	349	V
3	* 2.38999	32.42	RMS	29	-25.5	35.92	54	-18.08	-	-	336	349	V
4	* 2.38941	33.31	RMS	29	-25.5	36.81	54	-17.19	-	-	336	349	V

* - indicates frequency in CFR47 Pt 15 / IC RSS-Restricted Band
Pk - Peak detector
RMS - RMS detection

UL VERIFICATION SERVICES INC.
47173 Benicia Street, Fremont, CA 94538; USA TEL:(510) 319-4000 FAX:(510) 661-0888
This report shall not be reproduced except in full, without the written approval of UL Verification Services Inc.

BANDEDGE (HIGH CHANNEL)

HORIZONTAL RESULT

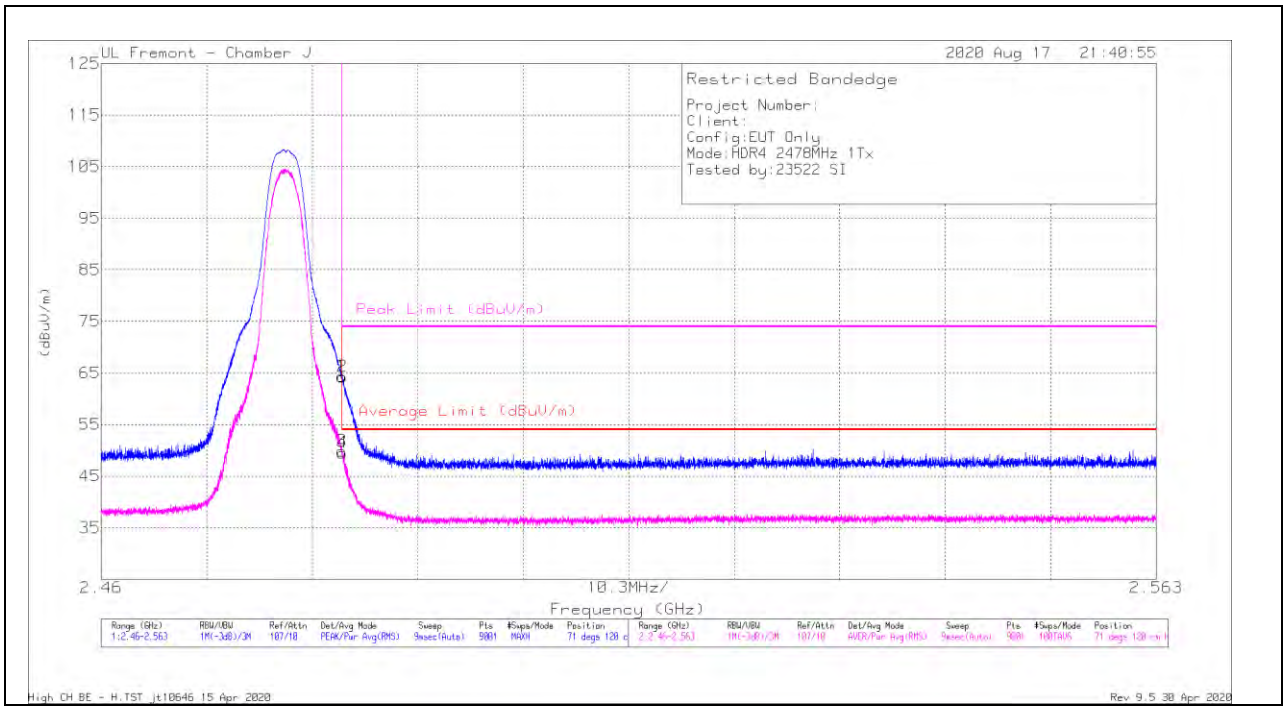

Marker	Frequency (GHz)	Meter Reading (dBuV)	Det	AF T963 (dB/m)	Amp/Cbl/Fltr/Pad (dB)	Corrected Reading (dBuV/m)	Average Limit (dBuV/m)	Margin (dB)	Peak Limit (dBuV/m)	PK Margin (dB)	Azimuth (Degs)	Height (cm)	Polarity
1	* 2.48351	60.3	Pk	29.5	-25.5	64.3	-	-	74	-9.7	71	120	H
2	* 2.48354	60.26	Pk	29.5	-25.5	64.26	-	-	74	-9.74	71	120	H
3	* 2.48351	45.86	RMS	29.5	-25.5	49.86	54	-4.14	-	-	71	120	H
4	* 2.48356	45.52	RMS	29.5	-25.5	49.52	54	-4.48	-	-	71	120	H

* - indicates frequency in CFR47 Pt 15 / IC RSS-Restricted Band
Pk - Peak detector
RMS - RMS detection

UL VERIFICATION SERVICES INC.
47173 Benicia Street, Fremont, CA 94538; USA TEL:(510) 319-4000 FAX:(510) 661-0888
This report shall not be reproduced except in full, without the written approval of UL Verification Services Inc.

VERTICAL RESULT

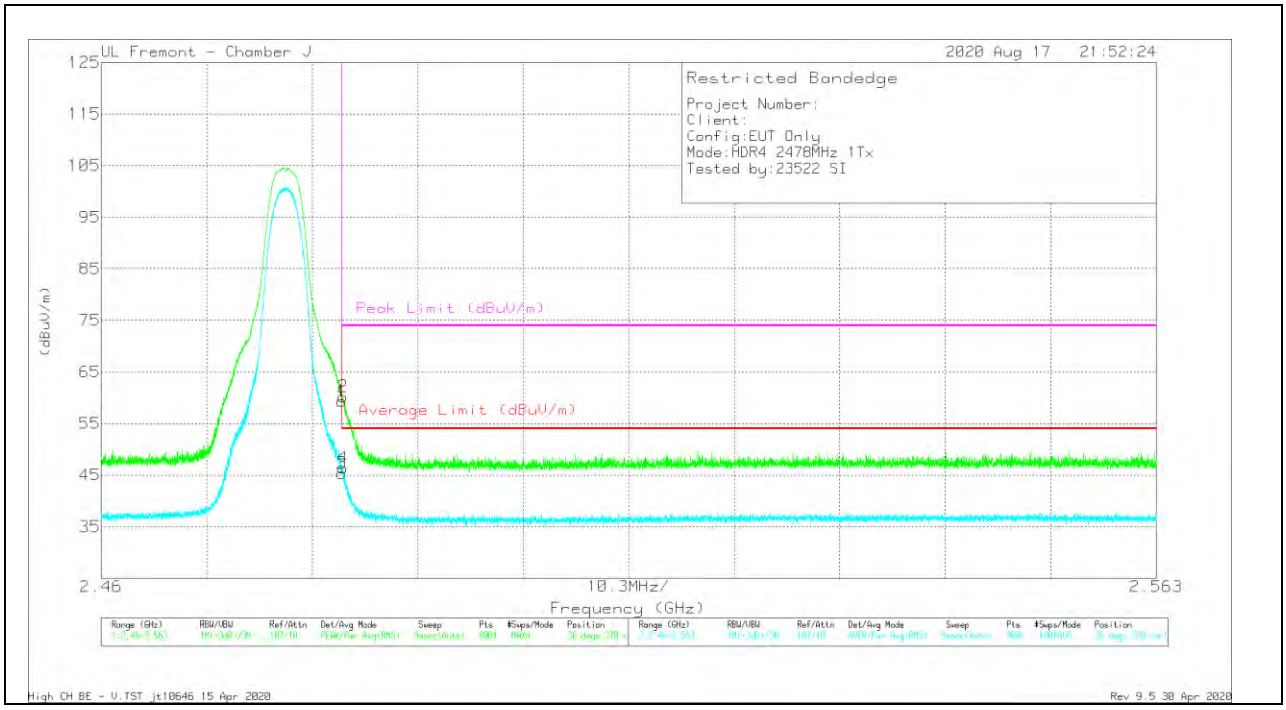

Marker	Frequency (GHz)	Meter Reading (dBuV)	Det	AF T963 (dB/m)	Amp/Cbl/Fltr/Pad (dB)	Corrected Reading (dBuV/m)	Average Limit (dBuV/m)	Margin (dB)	Peak Limit (dBuV/m)	PK Margin (dB)	Azimuth (Degs)	Height (cm)	Polarity
1	* 2.48351	55.34	Pk	29.5	-25.5	59.34	-	-	74	-14.66	36	370	V
2	* 2.48361	56.19	Pk	29.5	-25.5	60.19	-	-	74	-13.81	36	370	V
3	* 2.48351	41.36	RMS	29.5	-25.5	45.36	54	-8.64	-	-	36	370	V
4	* 2.48357	42.4	RMS	29.5	-25.5	46.4	54	-7.6	-	-	36	370	V

* - indicates frequency in CFR47 Pt 15 / IC RSS-Restricted Band
Pk - Peak detector
RMS - RMS detection

UL VERIFICATION SERVICES INC.
47173 Benicia Street, Fremont, CA 94538; USA TEL:(510) 319-4000 FAX:(510) 661-0888
This report shall not be reproduced except in full, without the written approval of UL Verification Services Inc.

ANT 3

BANDEDGE (LOW CHANNEL)

HORIZONTAL RESULT

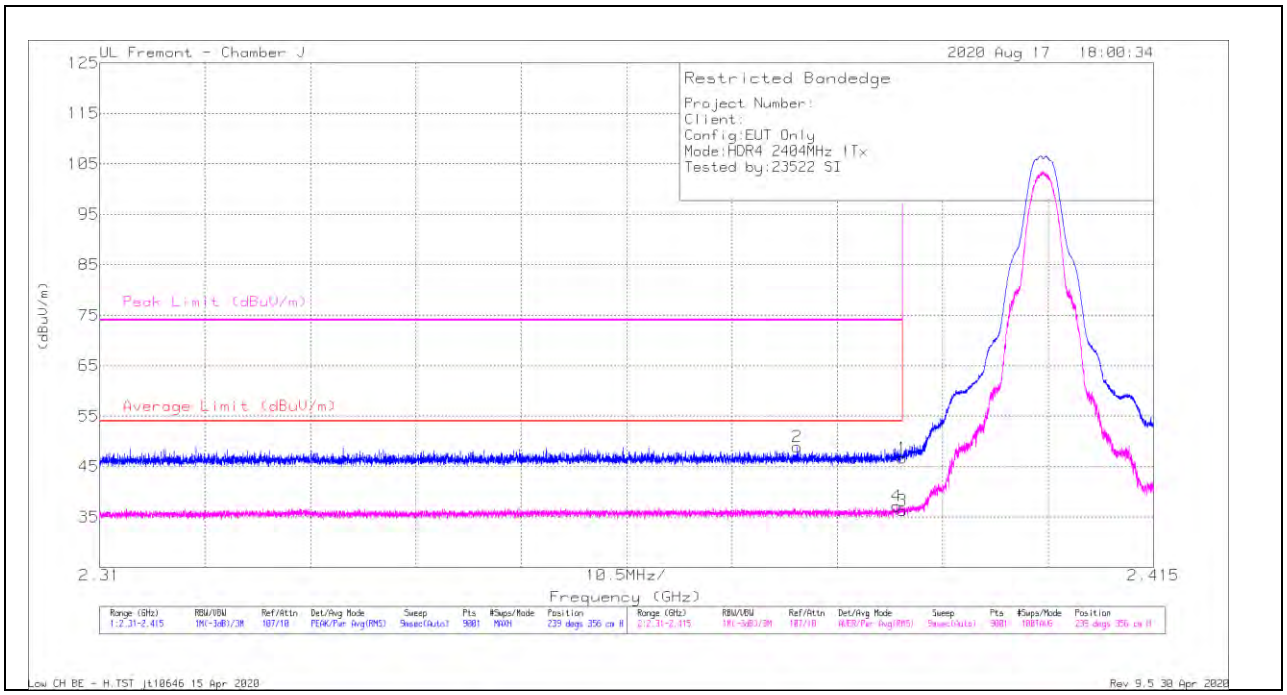

Marker	Frequency (GHz)	Meter Reading (dBuV)	Det	AF T963 (dB/m)	Amp/Cbl/Fltr/Pad (dB)	Corrected Reading (dBuV/m)	Average Limit (dBuV/m)	Margin (dB)	Peak Limit (dBuV/m)	PK Margin (dB)	Azimuth (Degs)	Height (cm)	Polarity
1	* 2.38999	43.23	Pk	29	-25.5	46.73	-	-	74	-27.27	239	356	H
2	* 2.3795	45.39	Pk	29	-25.5	48.89	-	-	74	-25.11	239	356	H
3	* 2.38999	32.77	RMS	29	-25.5	36.27	54	-17.73	-	-	239	356	H
4	* 2.38941	33.64	RMS	29	-25.5	37.14	54	-16.86	-	-	239	356	H

* - indicates frequency in CFR47 Pt 15 / IC RSS-Restricted Band
Pk - Peak detector
RMS - RMS detection

UL VERIFICATION SERVICES INC.
47173 Benicia Street, Fremont, CA 94538; USA TEL:(510) 319-4000 FAX:(510) 661-0888
This report shall not be reproduced except in full, without the written approval of UL Verification Services Inc.

VERTICAL RESULT

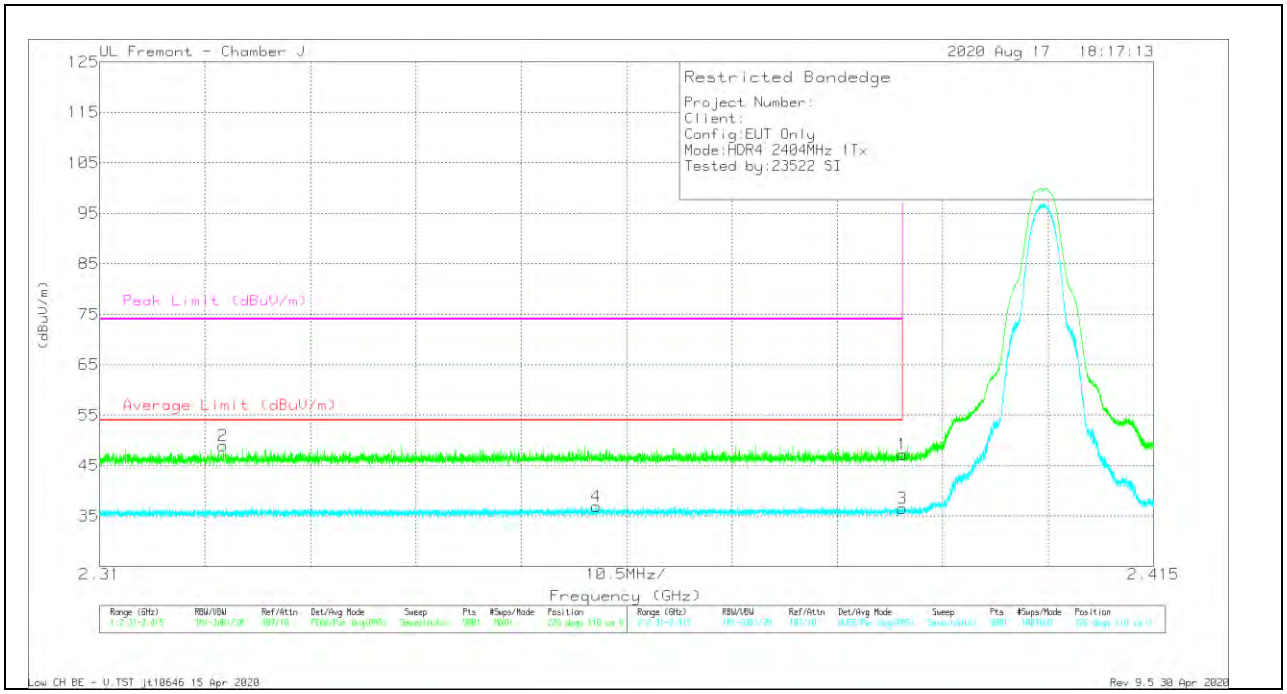

Marker	Frequency (GHz)	Meter Reading (dBuV)	Det	AF T963 (dB/m)	Amp/Cbl/Fltr/Pad (dB)	Corrected Reading (dBuV/m)	Average Limit (dBuV/m)	Margin (dB)	Peak Limit (dBuV/m)	PK Margin (dB)	Azimuth (Degs)	Height (cm)	Polarity
1	* 2.38999	43.65	Pk	29	-25.5	47.15	-	-	74	-26.85	226	110	V
2	* 2.32231	45.73	Pk	28.8	-25.6	48.93	-	-	74	-25.07	226	110	V
3	* 2.38999	32.97	RMS	29	-25.5	36.47	54	-17.53	-	-	226	110	V
4	* 2.35946	33.37	RMS	29	-25.5	36.87	54	-17.13	-	-	226	110	V

* - indicates frequency in CFR47 Pt 15 / IC RSS-Restricted Band
Pk - Peak detector
RMS - RMS detection

UL VERIFICATION SERVICES INC.
47173 Benicia Street, Fremont, CA 94538; USA TEL:(510) 319-4000 FAX:(510) 661-0888
This report shall not be reproduced except in full, without the written approval of UL Verification Services Inc.

BANDEDGE (HIGH CHANNEL)

HORIZONTAL RESULT

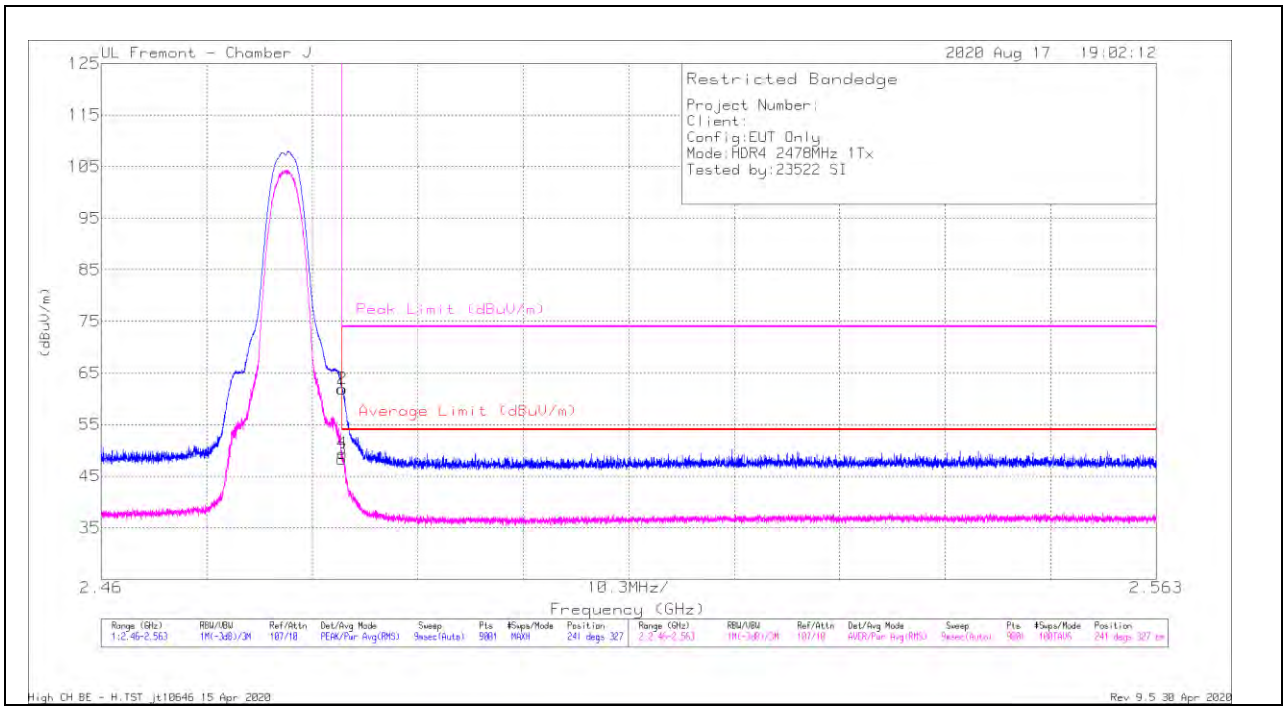

Marker	Frequency (GHz)	Meter Reading (dBuV)	Det	AF T963 (dB/m)	Amp/Cbl/Fltr/Pad (dB)	Corrected Reading (dBuV/m)	Average Limit (dBuV/m)	Margin (dB)	Peak Limit (dBuV/m)	PK Margin (dB)	Azimuth (Degs)	Height (cm)	Polarity
1	* 2.48351	57.89	Pk	29.5	-25.5	61.89	-	-	74	-12.11	241	327	H
2	* 2.48354	57.95	Pk	29.5	-25.5	61.95	-	-	74	-12.05	241	327	H
3	* 2.48351	44.26	RMS	29.5	-25.5	48.26	54	-5.74	-	-	241	327	H
4	* 2.48354	45.38	RMS	29.5	-25.5	49.38	54	-4.62	-	-	241	327	H

* - indicates frequency in CFR47 Pt 15 / IC RSS-Restricted Band
Pk - Peak detector
RMS - RMS detection

UL VERIFICATION SERVICES INC.
47173 Benicia Street, Fremont, CA 94538; USA TEL:(510) 319-4000 FAX:(510) 661-0888
This report shall not be reproduced except in full, without the written approval of UL Verification Services Inc.

VERTICAL RESULT

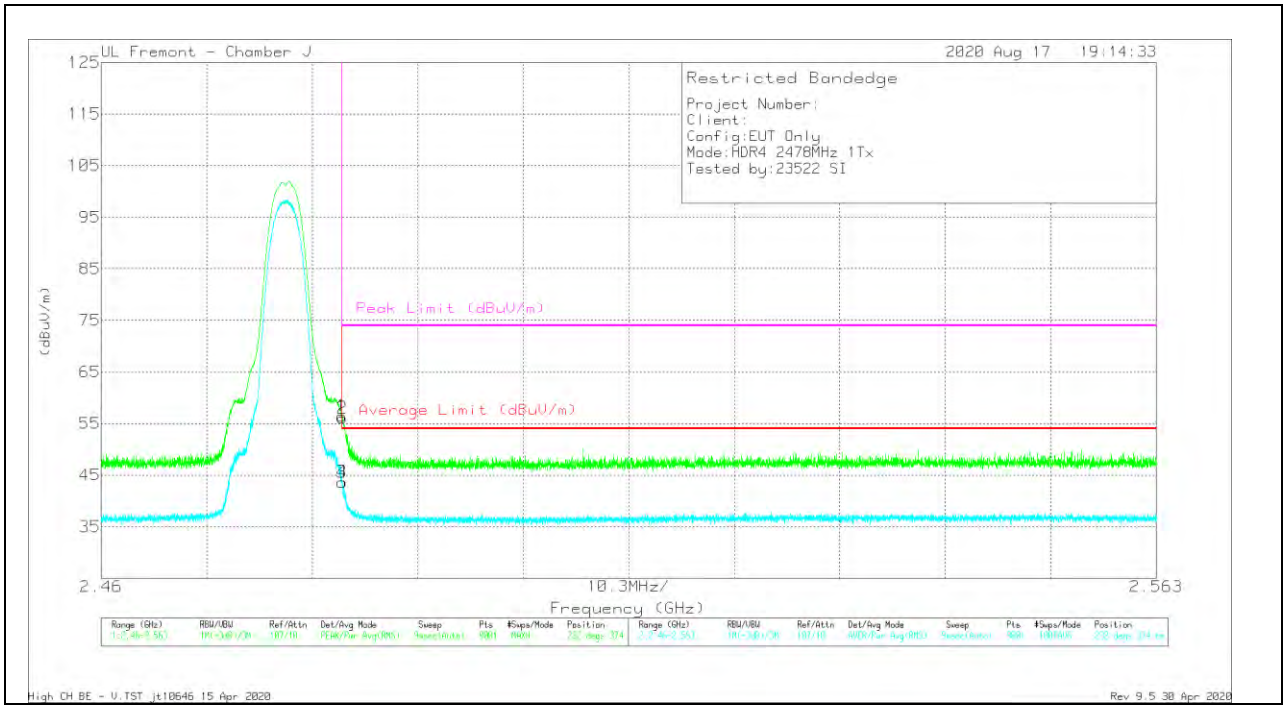

Marker	Frequency (GHz)	Meter Reading (dBuV)	Det	AF T963 (dB/m)	Amp/Cbl/Fltr/Pad (dB)	Corrected Reading (dBuV/m)	Average Limit (dBuV/m)	Margin (dB)	Peak Limit (dBuV/m)	PK Margin (dB)	Azimuth (Degs)	Height (cm)	Polarity
1	* 2.48351	52.47	Pk	29.5	-25.5	56.47	-	-	74	-17.53	232	374	V
2	* 2.48355	52.05	Pk	29.5	-25.5	56.05	-	-	74	-17.95	232	374	V
3	* 2.48351	39.63	RMS	29.5	-25.5	43.63	54	-10.37	-	-	232	374	V
4	* 2.48352	39.63	RMS	29.5	-25.5	43.63	54	-10.37	-	-	232	374	V

* - indicates frequency in CFR47 Pt 15 / IC RSS-Restricted Band
Pk - Peak detector
RMS - RMS detection

UL VERIFICATION SERVICES INC.
47173 Benicia Street, Fremont, CA 94538; USA TEL:(510) 319-4000 FAX:(510) 661-0888
This report shall not be reproduced except in full, without the written approval of UL Verification Services Inc.

10.2.2. HIGH POWER HDR TXBF (HDR4)

BANDEDGE (LOW CHANNEL)

HORIZONTAL RESULT

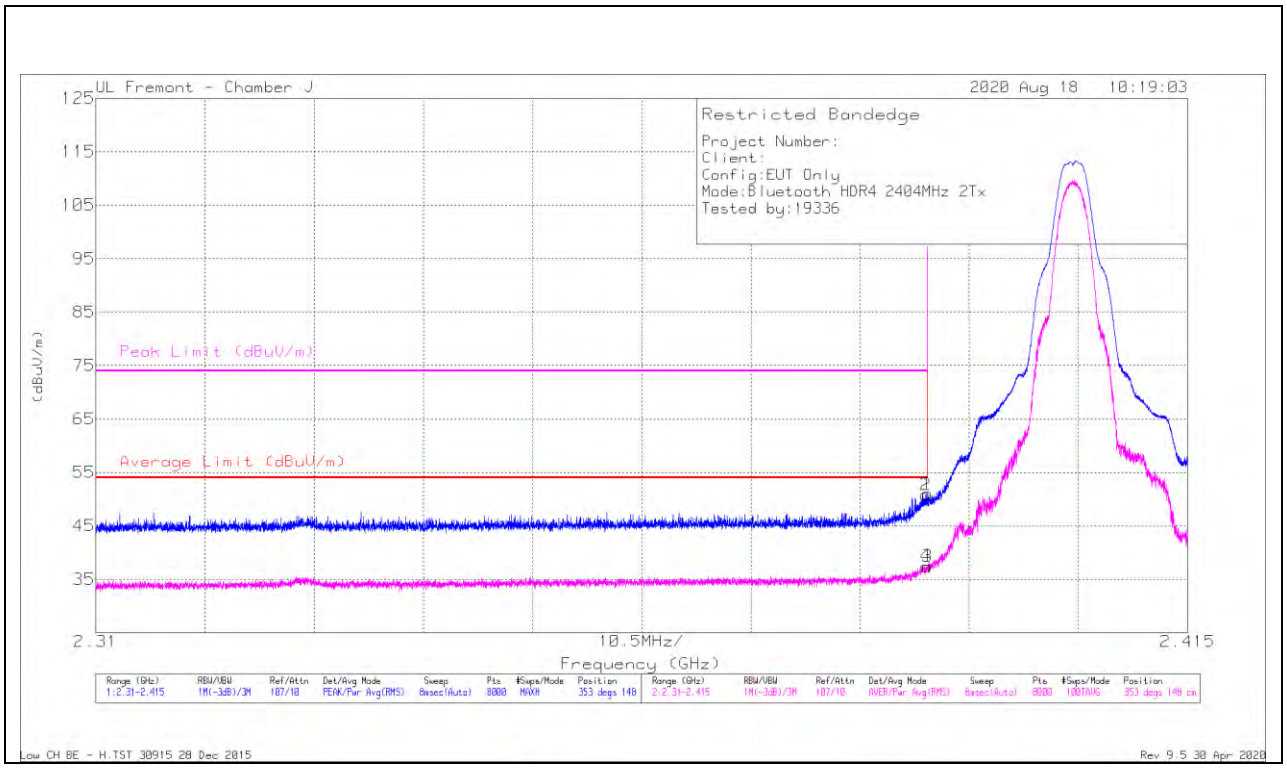

Marker	Frequency (GHz)	Meter Reading (dBuV)	Det	AF T963 (dB/m)	Amp/Cbl/Fltr/Pad (dB)	Corrected Reading (dBuV/m)	Average Limit (dBuV/m)	Margin (dB)	Peak Limit (dBuV/m)	PK Margin (dB)	Azimuth (Degs)	Height (cm)	Polarity
1	* 2.39	36.71	Pk	29	-14.7	51.01	-	-	74	-22.99	353	148	H
2	* 2.38983	36.49	Pk	29	-14.7	50.79	-	-	74	-23.21	353	148	H
3	* 2.39	23.09	RMS	29	-14.7	37.39	54	-16.61	-	-	353	148	H
4	* 2.38988	23.14	RMS	29	-14.7	37.44	54	-16.56	-	-	353	148	H

* - indicates frequency in CFR47 Pt 15 / IC RSS-Restricted Band
Pk - Peak detector
RMS - RMS detection

UL VERIFICATION SERVICES INC.
47173 Benicia Street, Fremont, CA 94538; USA TEL:(510) 319-4000 FAX:(510) 661-0888
This report shall not be reproduced except in full, without the written approval of UL Verification Services Inc.

VERTICAL RESULT

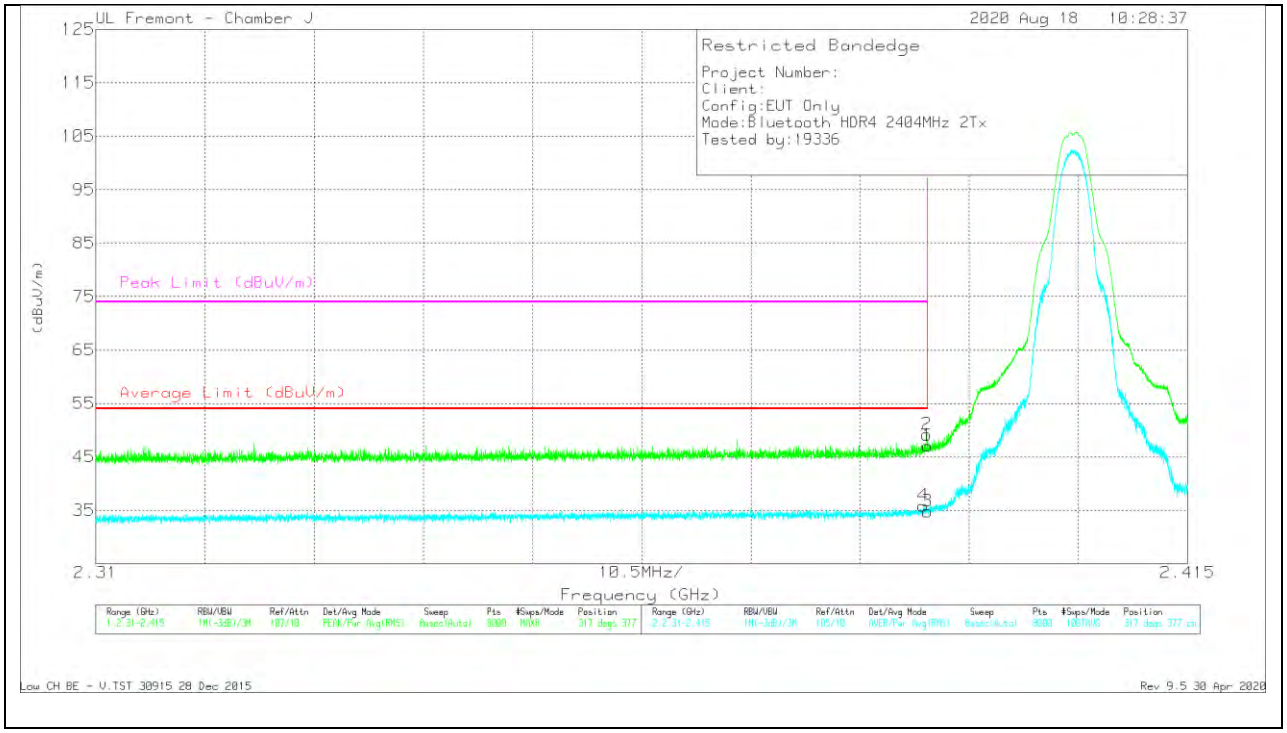

Marker	Frequency (GHz)	Meter Reading (dBuV)	Det	AF T963 (dB/m)	Amp/Cbl/Fltr/Pad (dB)	Corrected Reading (dBuV/m)	Average Limit (dBuV/m)	Margin (dB)	Peak Limit (dBuV/m)	PK Margin (dB)	Azimuth (Degs)	Height (cm)	Polarity
1	* 2.39	32.77	Pk	29	-14.7	47.07	-	-	74	-26.93	317	377	V
2	* 2.38993	34.89	Pk	29	-14.7	49.19	-	-	74	-24.81	317	377	V
3	* 2.39	20.5	RMS	29	-14.7	34.8	54	-19.2	-	-	317	377	V
4	* 2.38958	21.53	RMS	29	-14.7	35.83	54	-18.17	-	-	317	377	V

* - indicates frequency in CFR47 Pt 15 / IC RSS-Restricted Band
Pk - Peak detector
RMS - RMS detection

UL VERIFICATION SERVICES INC.
47173 Benicia Street, Fremont, CA 94538; USA TEL:(510) 319-4000 FAX:(510) 661-0888
This report shall not be reproduced except in full, without the written approval of UL Verification Services Inc.

BANDEDGE (HIGH CHANNEL)

HORIZONTAL RESULT

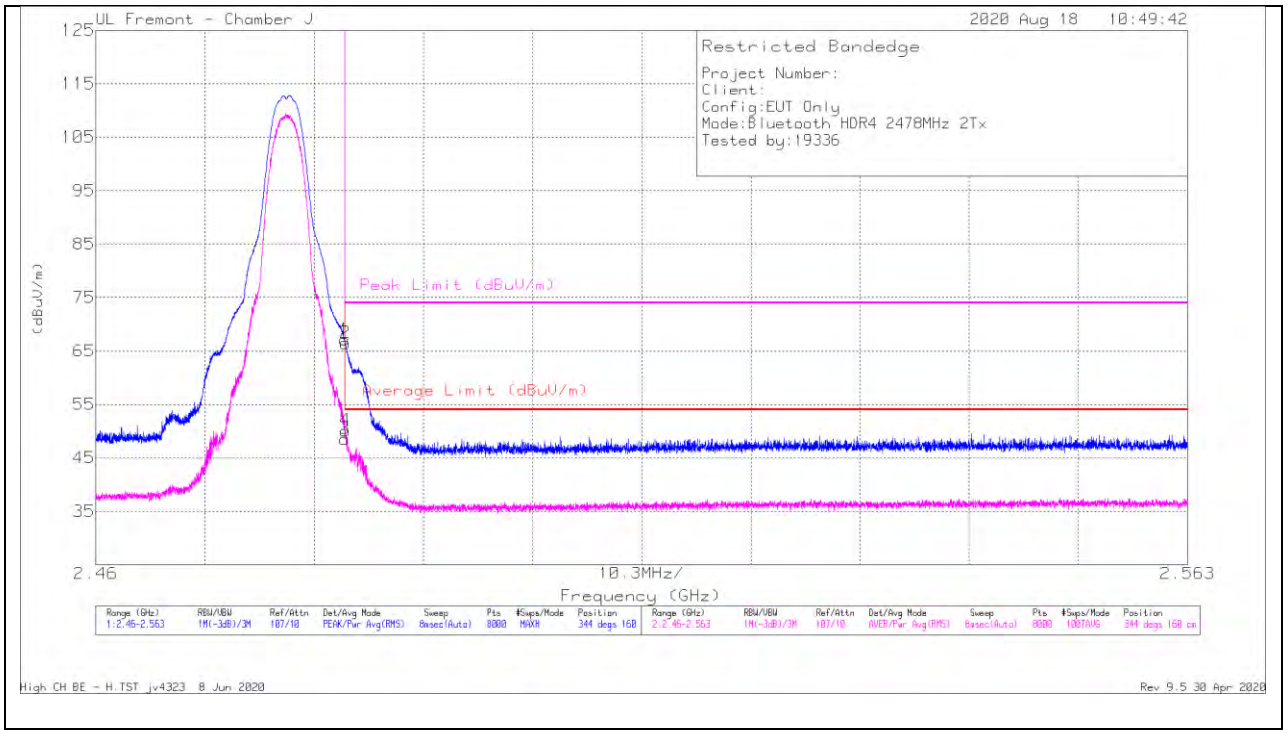

Marker	Frequency (GHz)	Meter Reading (dBuV)	Det	AF T963 (dB/m)	Amp/Cbl/Fltr/Pad (dB)	Corrected Reading (dBuV/m)	Average Limit (dBuV/m)	Margin (dB)	Peak Limit (dBuV/m)	PK Margin (dB)	Azimuth (Degs)	Height (cm)	Polarity
1	* 2.4835	52.21	Pk	29.5	-14.6	67.11	-	-	74	-6.89	344	160	H
2	* 2.48354	51.58	Pk	29.5	-14.6	66.48	-	-	74	-7.52	344	160	H
3	* 2.4835	33.66	RMS	29.5	-14.6	48.56	54	-5.44	-	-	344	160	H
4	* 2.48355	35.19	RMS	29.5	-14.6	50.09	54	-3.91	-	-	344	160	H

* - indicates frequency in CFR47 Pt 15 / IC RSS-Restricted Band
Pk - Peak detector
RMS - RMS detection

UL VERIFICATION SERVICES INC.
47173 Benicia Street, Fremont, CA 94538; USA TEL:(510) 319-4000 FAX:(510) 661-0888
This report shall not be reproduced except in full, without the written approval of UL Verification Services Inc.

VERTICAL RESULT

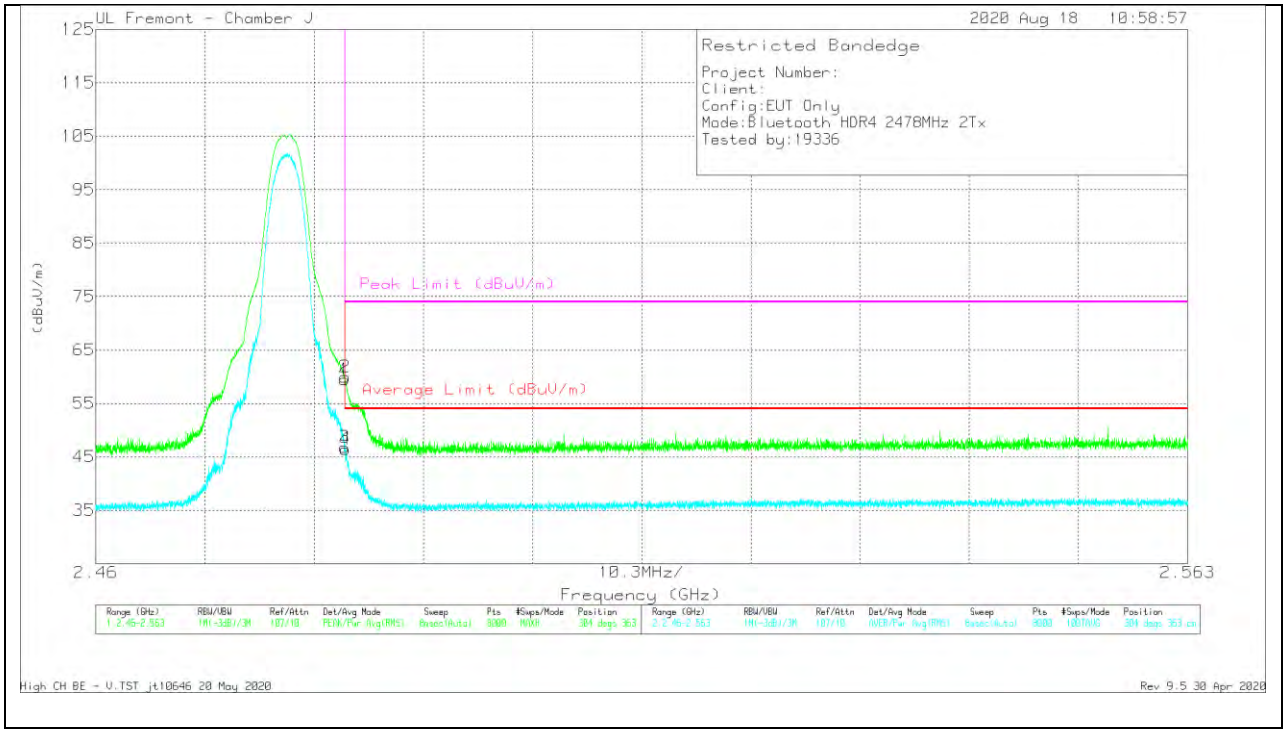

Marker	Frequency (GHz)	Meter Reading (dBuV)	Det	AF T963 (dB/m)	Amp/Cbl/Fltr/Pad (dB)	Corrected Reading (dBuV/m)	Average Limit (dBuV/m)	Margin (dB)	Peak Limit (dBuV/m)	PK Margin (dB)	Azimuth (Degs)	Height (cm)	Polarity
1	* 2.4835	44.55	Pk	29.5	-14.6	59.45	-	-	74	-14.55	304	363	V
2	* 2.48351	45.02	Pk	29.5	-14.6	59.92	-	-	74	-14.08	304	363	V
3	* 2.4835	31.88	RMS	29.5	-14.6	46.78	54	-7.22	-	-	304	363	V
4	* 2.48353	31.53	RMS	29.5	-14.6	46.43	54	-7.57	-	-	304	363	V

* - indicates frequency in CFR47 Pt 15 / IC RSS-Restricted Band
Pk - Peak detector
RMS - RMS detection

UL VERIFICATION SERVICES INC.
47173 Benicia Street, Fremont, CA 94538; USA TEL:(510) 319-4000 FAX:(510) 661-0888
This report shall not be reproduced except in full, without the written approval of UL Verification Services Inc.

10.2.3. HIGH POWER HDR (HDR8)

ANT 4

BANDEDGE (LOW CHANNEL)

HORIZONTAL RESULT

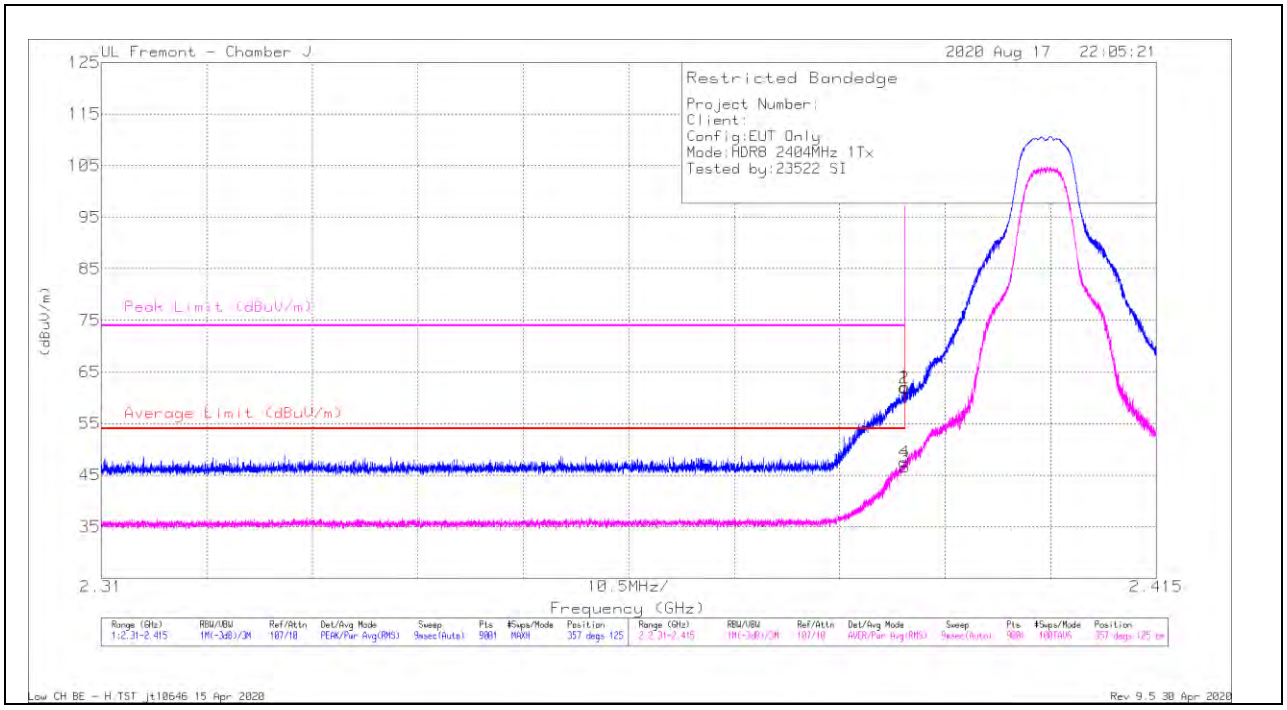

Marker	Frequency (GHz)	Meter Reading (dBuV)	Det	AF T963 (dB/m)	Amp/Cbl/Fltr/Pad (dB)	Corrected Reading (dBuV/m)	Average Limit (dBuV/m)	Margin (dB)	Peak Limit (dBuV/m)	PK Margin (dB)	Azimuth (Degs)	Height (cm)	Polarity
1	* 2.38999	58.59	Pk	29	-25.5	62.09	-	-	74	-11.91	357	125	H
2	* 2.3899	58.39	Pk	29	-25.5	61.89	-	-	74	-12.11	357	125	H
3	* 2.38999	43.02	RMS	29	-25.5	46.52	54	-7.48	-	-	357	125	H
4	* 2.38995	44	RMS	29	-25.5	47.5	54	-6.5	-	-	357	125	H

* - indicates frequency in CFR47 Pt 15 / IC RSS-Restricted Band
Pk - Peak detector
RMS - RMS detection

UL VERIFICATION SERVICES INC.
47173 Benicia Street, Fremont, CA 94538; USA TEL:(510) 319-4000 FAX:(510) 661-0888
This report shall not be reproduced except in full, without the written approval of UL Verification Services Inc.

VERTICAL RESULT

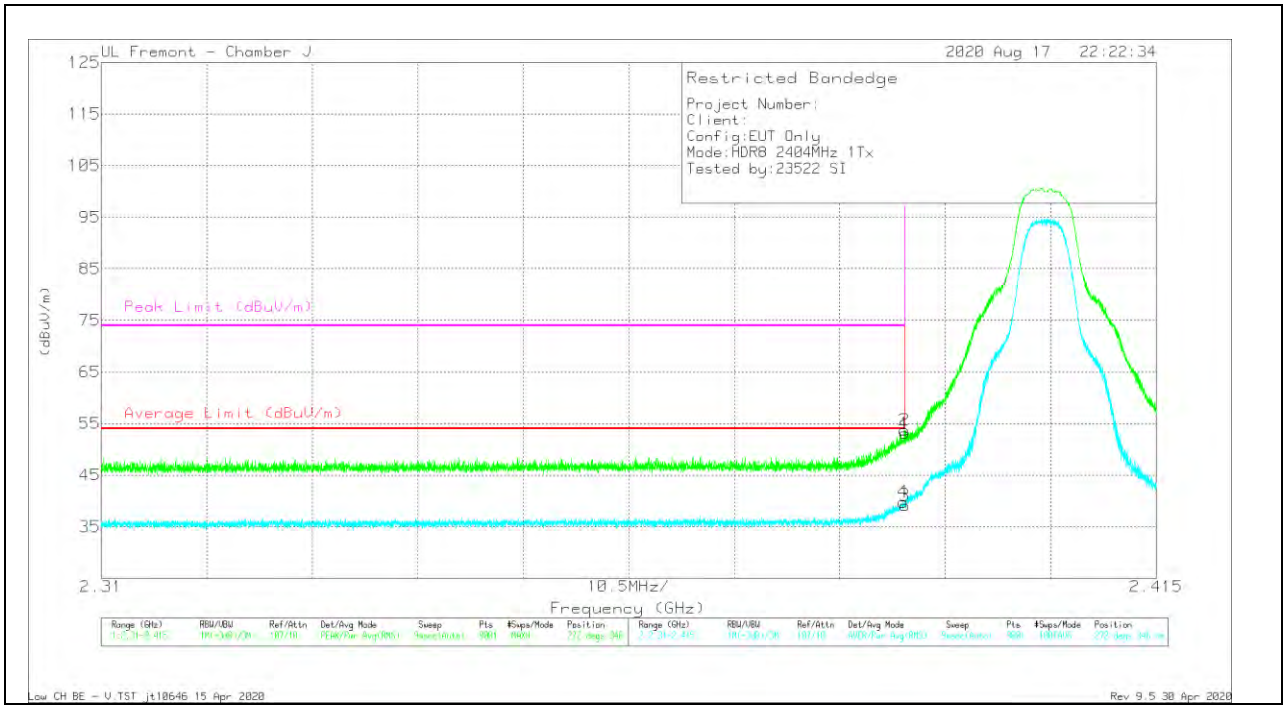

Marker	Frequency (GHz)	Meter Reading (dBuV)	Det	AF T963 (dB/m)	Amp/Cbl/Fltr/Pad (dB)	Corrected Reading (dBuV/m)	Average Limit (dBuV/m)	Margin (dB)	Peak Limit (dBuV/m)	PK Margin (dB)	Azimuth (Degs)	Height (cm)	Polarity
1	* 2.38999	49.6	Pk	29	-25.5	53.1	-	-	74	-20.9	272	346	V
2	* 2.38994	50.23	Pk	29	-25.5	53.73	-	-	74	-20.27	272	346	V
3	* 2.38999	35.63	RMS	29	-25.5	39.13	54	-14.87	-	-	272	346	V
4	* 2.38981	36.27	RMS	29	-25.5	39.77	54	-14.23	-	-	272	346	V

* - indicates frequency in CFR47 Pt 15 / IC RSS-Restricted Band
Pk - Peak detector
RMS - RMS detection

UL VERIFICATION SERVICES INC.
47173 Benicia Street, Fremont, CA 94538; USA TEL:(510) 319-4000 FAX:(510) 661-0888
This report shall not be reproduced except in full, without the written approval of UL Verification Services Inc.

BANDEDGE (HIGH CHANNEL)

HORIZONTAL RESULT

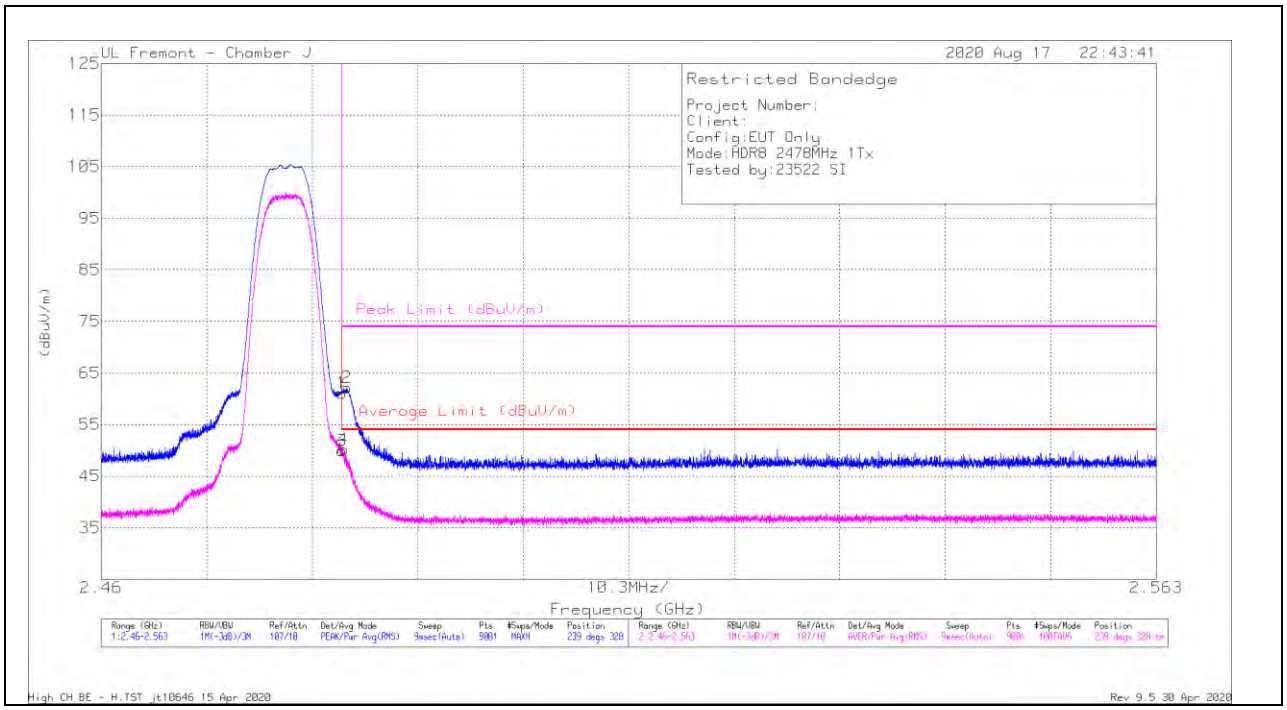

Marker	Frequency (GHz)	Meter Reading (dBuV)	Det	AF T963 (dB/m)	Amp/Cbl/Fltr/Pad (dB)	Corrected Reading (dBuV/m)	Average Limit (dBuV/m)	Margin (dB)	Peak Limit (dBuV/m)	PK Margin (dB)	Azimuth (Degs)	Height (cm)	Polarity
1	* 2.48351	57.08	Pk	29.5	-25.5	61.08	-	-	74	-12.92	239	328	H
2	* 2.48398	58.14	Pk	29.5	-25.5	62.14	-	-	74	-11.86	239	328	H
3	* 2.48351	45.95	RMS	29.5	-25.5	49.95	54	-4.05	-	-	239	328	H
4	* 2.48363	46.19	RMS	29.5	-25.5	50.19	54	-3.81	-	-	239	328	H

* - indicates frequency in CFR47 Pt 15 / IC RSS-Restricted Band
Pk - Peak detector
RMS - RMS detection

UL VERIFICATION SERVICES INC.
47173 Benicia Street, Fremont, CA 94538; USA TEL:(510) 319-4000 FAX:(510) 661-0888
This report shall not be reproduced except in full, without the written approval of UL Verification Services Inc.

VERTICAL RESULT

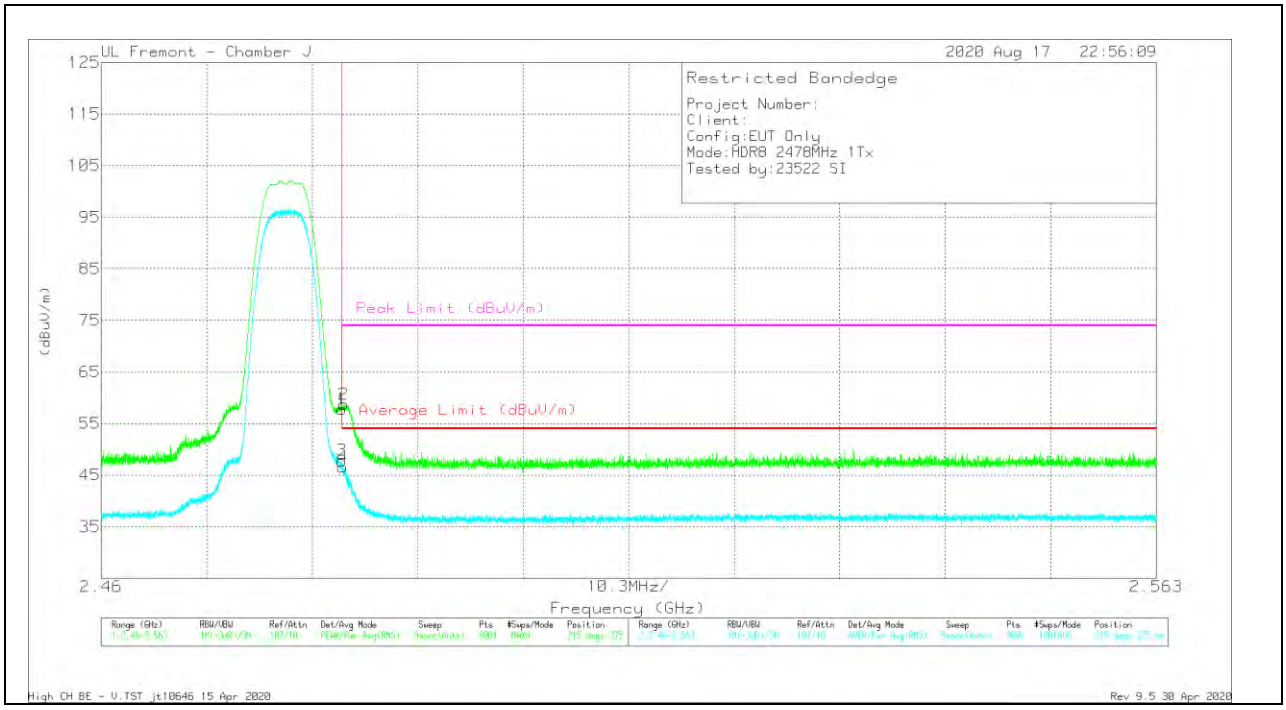

Marker	Frequency (GHz)	Meter Reading (dBuV)	Det	AF T963 (dB/m)	Amp/Cbl/Fltr/Pad (dB)	Corrected Reading (dBuV/m)	Average Limit (dBuV/m)	Margin (dB)	Peak Limit (dBuV/m)	PK Margin (dB)	Azimuth (Degs)	Height (cm)	Polarity
1	* 2.48351	53.77	Pk	29.5	-25.5	57.77	-	-	74	-16.23	215	375	V
2	* 2.48365	54.7	Pk	29.5	-25.5	58.7	-	-	74	-15.3	215	375	V
3	* 2.48351	43.82	RMS	29.5	-25.5	47.82	54	-6.18	-	-	215	375	V
4	* 2.48359	42.53	RMS	29.5	-25.5	46.53	54	-7.47	-	-	215	375	V

* - indicates frequency in CFR47 Pt 15 / IC RSS-Restricted Band
Pk - Peak detector
RMS - RMS detection

UL VERIFICATION SERVICES INC.
47173 Benicia Street, Fremont, CA 94538; USA TEL:(510) 319-4000 FAX:(510) 661-0888
This report shall not be reproduced except in full, without the written approval of UL Verification Services Inc.

ANT 3

BANDEDGE (LOW CHANNEL)

HORIZONTAL RESULT

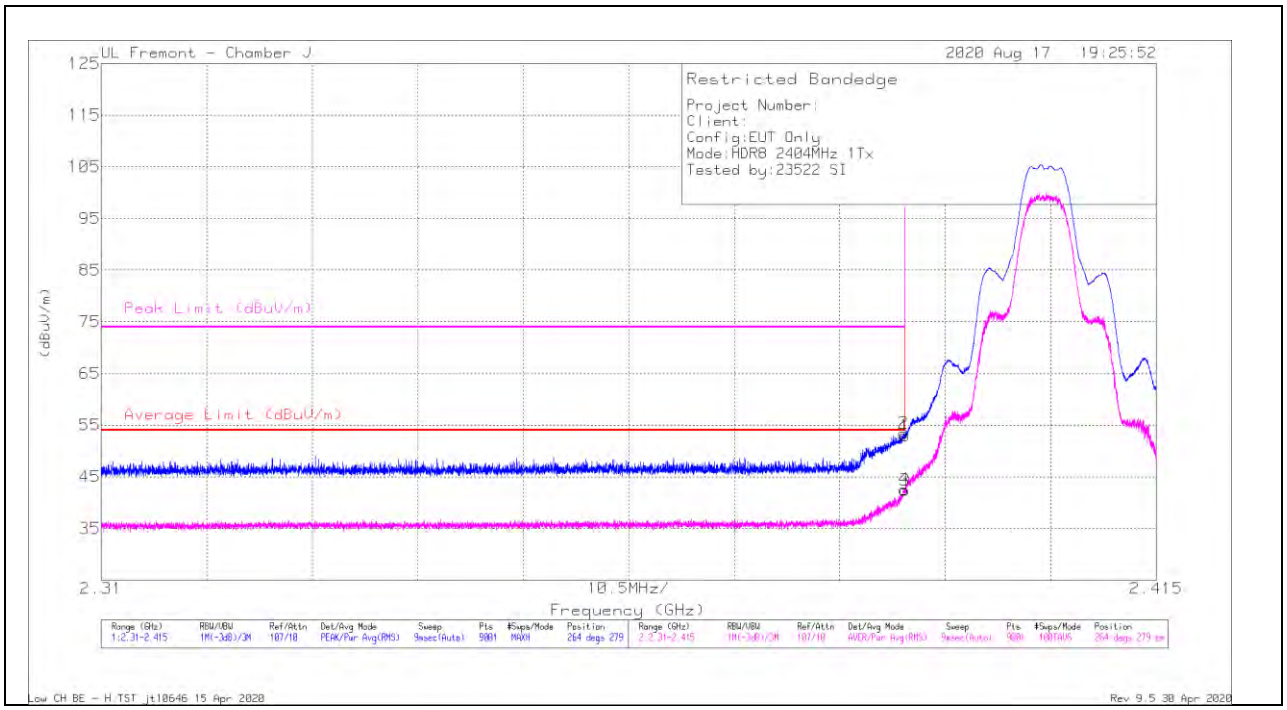

Marker	Frequency (GHz)	Meter Reading (dBuV)	Det	AF T963 (dB/m)	Amp/Cbl/Fltr/Pad (dB)	Corrected Reading (dBuV/m)	Average Limit (dBuV/m)	Margin (dB)	Peak Limit (dBuV/m)	PK Margin (dB)	Azimuth (Degs)	Height (cm)	Polarity
1	* 2.38999	49.45	Pk	29	-25.5	52.95	-	-	74	-21.05	264	279	H
2	* 2.38986	49.9	Pk	29	-25.5	53.4	-	-	74	-20.6	264	279	H
3	* 2.38999	38.89	RMS	29	-25.5	42.39	54	-11.61	-	-	264	279	H
4	* 2.38992	39.07	RMS	29	-25.5	42.57	54	-11.43	-	-	264	279	H

* - indicates frequency in CFR47 Pt 15 / IC RSS-Restricted Band
Pk - Peak detector
RMS - RMS detection

UL VERIFICATION SERVICES INC.
47173 Benicia Street, Fremont, CA 94538; USA TEL:(510) 319-4000 FAX:(510) 661-0888
This report shall not be reproduced except in full, without the written approval of UL Verification Services Inc.

VERTICAL RESULT

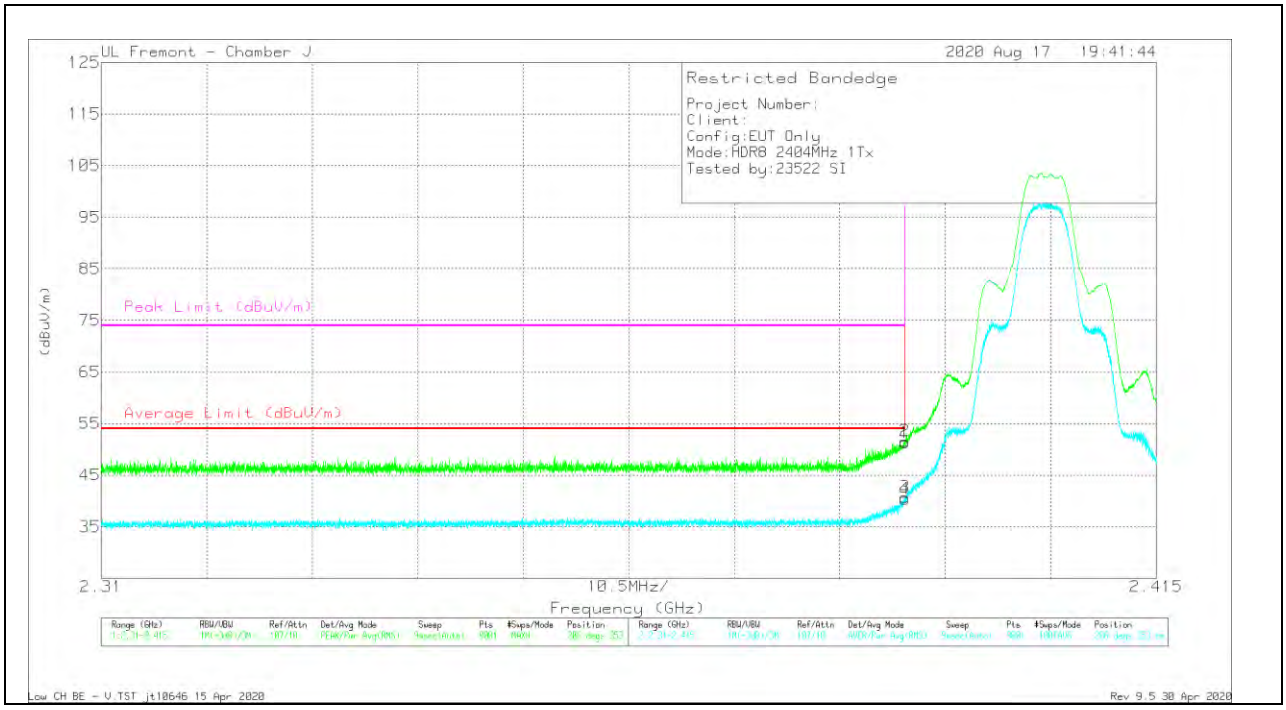

Marker	Frequency (GHz)	Meter Reading (dBuV)	Det	AF T963 (dB/m)	Amp/Cbl/Fltr/Pad (dB)	Corrected Reading (dBuV/m)	Average Limit (dBuV/m)	Margin (dB)	Peak Limit (dBuV/m)	PK Margin (dB)	Azimuth (Degs)	Height (cm)	Polarity
1	* 2.38999	47.77	Pk	29	-25.5	51.27	-	-	74	-22.73	206	353	V
2	* 2.38998	48.09	Pk	29	-25.5	51.59	-	-	74	-22.41	206	353	V
3	* 2.38999	37.21	RMS	29	-25.5	40.71	54	-13.29	-	-	206	353	V
4	* 2.38998	36.91	RMS	29	-25.5	40.41	54	-13.59	-	-	206	353	V

* - indicates frequency in CFR47 Pt 15 / IC RSS-Restricted Band
Pk - Peak detector
RMS - RMS detection

UL VERIFICATION SERVICES INC.
47173 Benicia Street, Fremont, CA 94538; USA TEL:(510) 319-4000 FAX:(510) 661-0888
This report shall not be reproduced except in full, without the written approval of UL Verification Services Inc.

BANDEDGE (HIGH CHANNEL)

HORIZONTAL RESULT

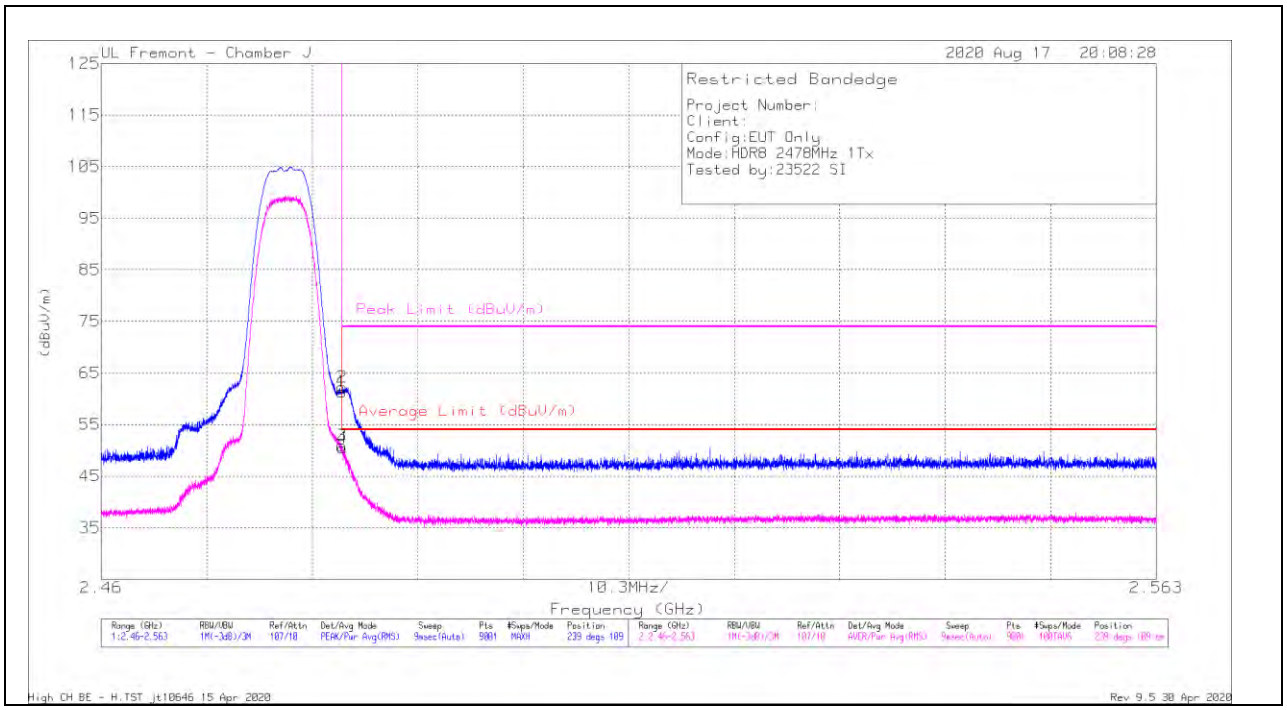

Marker	Frequency (GHz)	Meter Reading (dBuV)	Det	AF T963 (dB/m)	Amp/Cbl/Fltr/Pad (dB)	Corrected Reading (dBuV/m)	Average Limit (dBuV/m)	Margin (dB)	Peak Limit (dBuV/m)	PK Margin (dB)	Azimuth (Degs)	Height (cm)	Polarity
1	* 2.48351	57.35	Pk	29.5	-25.5	61.35	-	-	74	-12.65	239	109	H
2	* 2.48352	58.23	Pk	29.5	-25.5	62.23	-	-	74	-11.77	239	109	H
3	* 2.48351	46.89	RMS	29.5	-25.5	50.89	54	-3.11	-	-	239	109	H
4	* 2.48353	46.43	RMS	29.5	-25.5	50.43	54	-3.57	-	-	239	109	H

* - indicates frequency in CFR47 Pt 15 / IC RSS-Restricted Band
Pk - Peak detector
RMS - RMS detection

UL VERIFICATION SERVICES INC.
47173 Benicia Street, Fremont, CA 94538; USA TEL:(510) 319-4000 FAX:(510) 661-0888
This report shall not be reproduced except in full, without the written approval of UL Verification Services Inc.

VERTICAL RESULT

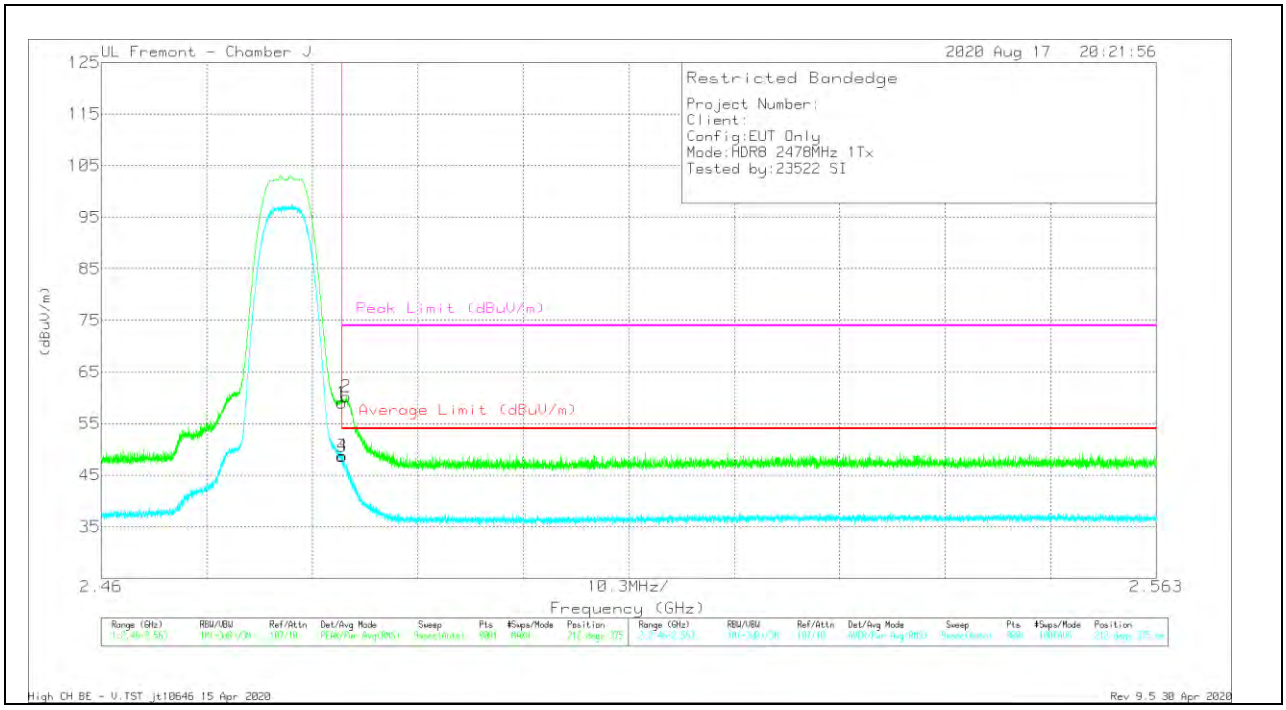

Marker	Frequency (GHz)	Meter Reading (dBuV)	Det	AF T963 (dB/m)	Amp/Cbl/Fltr/Pad (dB)	Corrected Reading (dBuV/m)	Average Limit (dBuV/m)	Margin (dB)	Peak Limit (dBuV/m)	PK Margin (dB)	Azimuth (Degs)	Height (cm)	Polarity
1	* 2.48351	55.05	Pk	29.5	-25.5	59.05	-	-	74	-14.95	212	375	V
2	* 2.48393	56.22	Pk	29.5	-25.5	60.22	-	-	74	-13.78	212	375	V
3	* 2.48351	44.65	RMS	29.5	-25.5	48.65	54	-5.35	-	-	212	375	V
4	* 2.48356	44.74	RMS	29.5	-25.5	48.74	54	-5.26	-	-	212	375	V

* - indicates frequency in CFR47 Pt 15 / IC RSS-Restricted Band
Pk - Peak detector
RMS - RMS detection

UL VERIFICATION SERVICES INC.
47173 Benicia Street, Fremont, CA 94538; USA TEL:(510) 319-4000 FAX:(510) 661-0888
This report shall not be reproduced except in full, without the written approval of UL Verification Services Inc.

10.2.4. HIGH POWER HDR TXBF (HDR8)

BANDEDGE (LOW CHANNEL)

HORIZONTAL RESULT

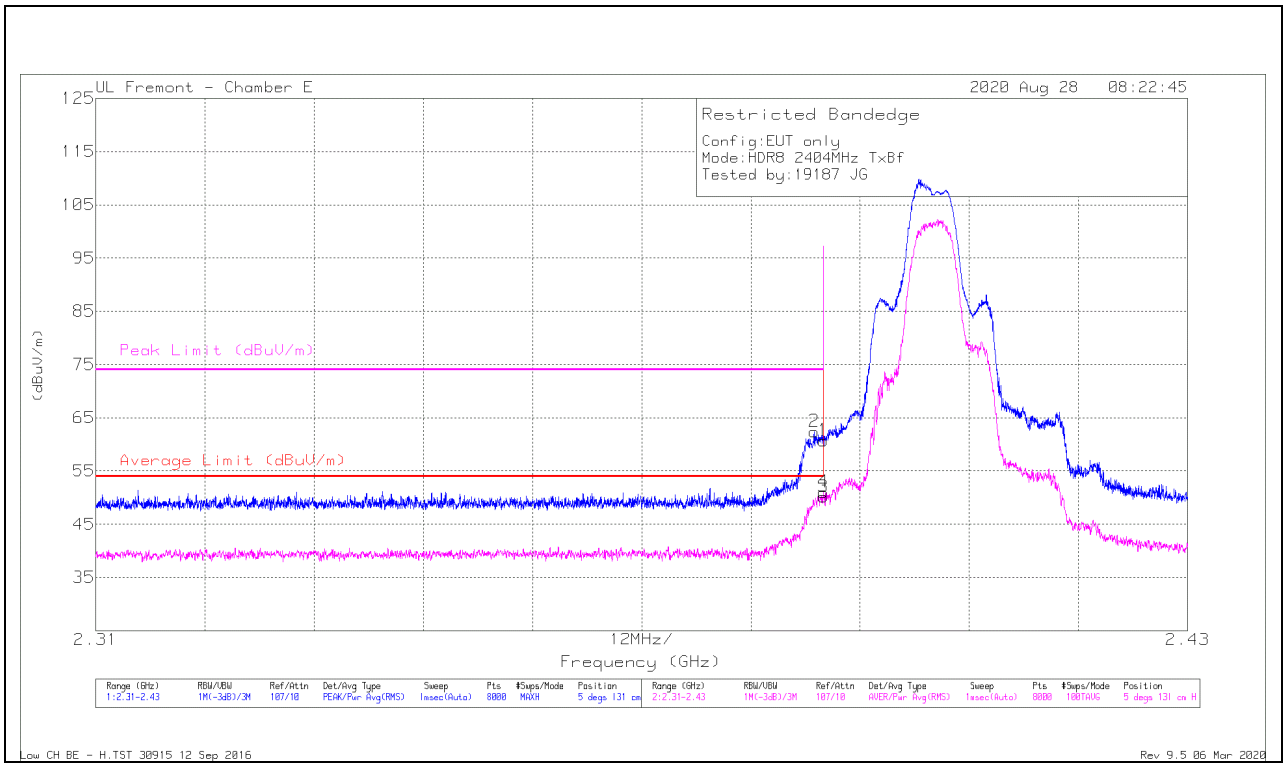

Marker	Frequency (GHz)	Meter Reading (dBuV)	Det	AF T712 (dB/m)	Amp/Cbl/Fltr/Pad (dB)	Corrected Reading (dBuV/m)	Average Limit (dBuV/m)	Margin (dB)	Peak Limit (dBuV/m)	PK Margin (dB)	Azimuth (Degs)	Height (cm)	Polarity
1	* 2.38999	54.9	Pk	32.2	-26.4	60.7	-	-	74	-13.3	5	131	H
2	* 2.38896	56.61	Pk	32.2	-26.4	62.41	-	-	74	-11.59	5	131	H
3	* 2.38999	44.36	RMS	32.2	-26.4	50.16	54	-3.84	-	-	5	131	H
4	* 2.38996	45.25	RMS	32.2	-26.4	51.05	54	-2.95	-	-	5	131	H

* - indicates frequency in CFR47 Pt 15 / IC RSS-Restricted Band
Pk - Peak detector
RMS - RMS detection

UL VERIFICATION SERVICES INC.
47173 Benicia Street, Fremont, CA 94538; USA TEL:(510) 319-4000 FAX:(510) 661-0888
This report shall not be reproduced except in full, without the written approval of UL Verification Services Inc.

VERTICAL RESULT

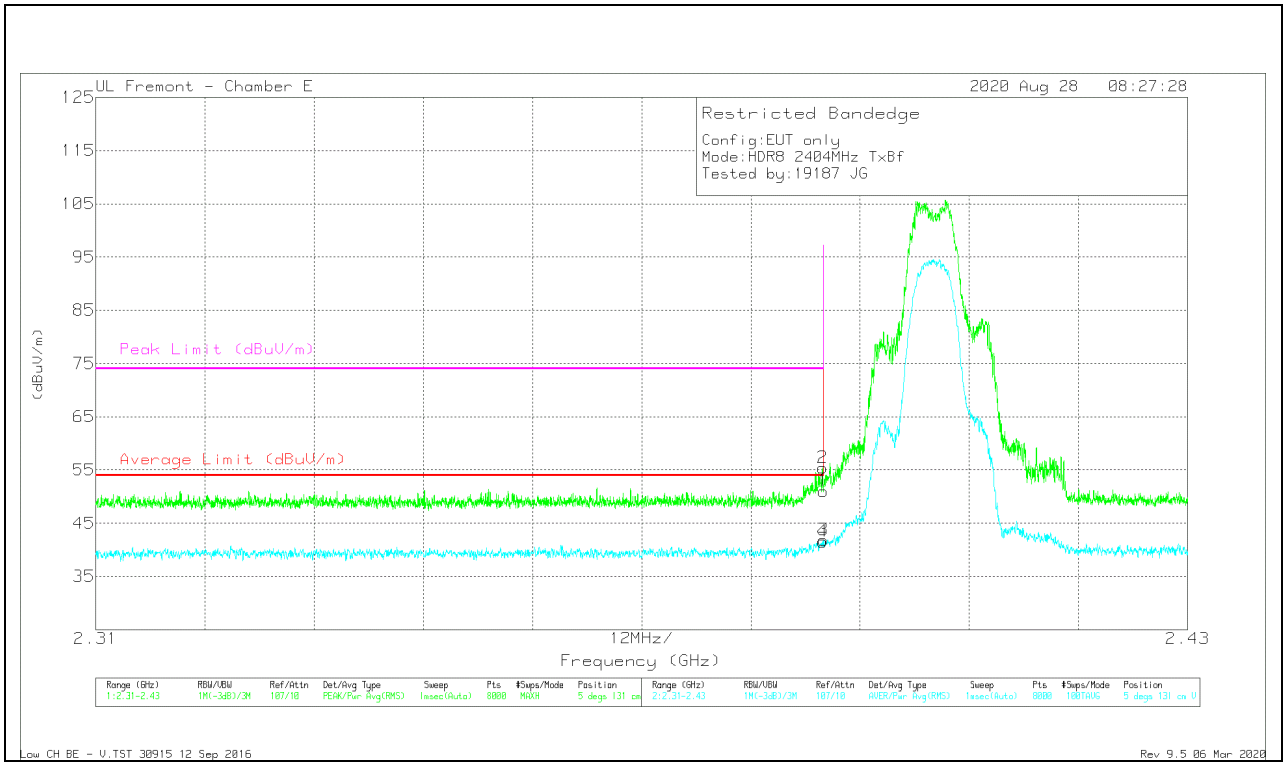

Marker	Frequency (GHz)	Meter Reading (dBuV)	Det	AF T712 (dB/m)	Amp/Cbl/Fltr/Pad (dB)	Corrected Reading (dBuV/m)	Average Limit (dBuV/m)	Margin (dB)	Peak Limit (dBuV/m)	PK Margin (dB)	Azimuth (Degs)	Height (cm)	Polarity
1	* 2.38999	45.25	Pk	32.2	-26.4	51.05	-	-	74	-22.95	5	131	V
2	* 2.38987	49.59	Pk	32.2	-26.4	55.39	-	-	74	-18.61	5	131	V
3	* 2.38999	36.02	RMS	32.2	-26.4	41.82	54	-12.18	-	-	5	131	V
4	* 2.3899	35.77	RMS	32.2	-26.4	41.57	54	-12.43	-	-	5	131	V

* - indicates frequency in CFR47 Pt 15 / IC RSS-Restricted Band
Pk - Peak detector
RMS - RMS detection

UL VERIFICATION SERVICES INC.
47173 Benicia Street, Fremont, CA 94538; USA TEL:(510) 319-4000 FAX:(510) 661-0888
This report shall not be reproduced except in full, without the written approval of UL Verification Services Inc.

BANDEDGE (HIGH CHANNEL)

HORIZONTAL RESULT

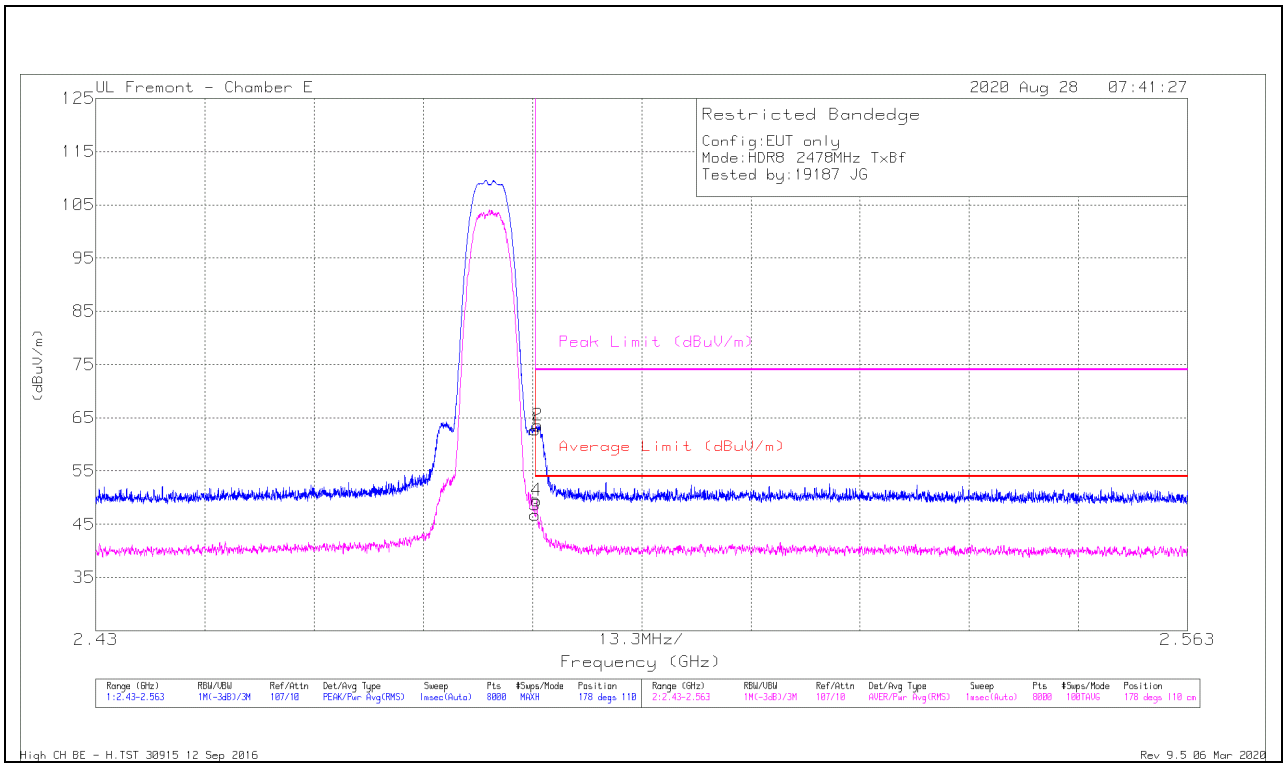

Marker	Frequency (GHz)	Meter Reading (dBuV)	Det	AF T712 (dB/m)	Amp/Cbl/Fltr/Pad (dB)	Corrected Reading (dBuV/m)	Average Limit (dBuV/m)	Margin (dB)	Peak Limit (dBuV/m)	PK Margin (dB)	Azimuth (Degs)	Height (cm)	Polarity
1	* 2.48351	56.47	Pk	32.8	-26.5	62.77	-	-	74	-11.23	178	110	H
2	* 2.48385	57.26	Pk	32.8	-26.5	63.56	-	-	74	-10.44	178	110	H
3	* 2.48351	40.41	RMS	32.8	-26.5	46.71	54	-7.29	-	-	178	110	H
4	* 2.48369	43.15	RMS	32.8	-26.5	49.45	54	-4.55	-	-	178	110	H

* - indicates frequency in CFR47 Pt 15 / IC RSS-Restricted Band
Pk - Peak detector
RMS - RMS detection

UL VERIFICATION SERVICES INC.
47173 Benicia Street, Fremont, CA 94538; USA TEL:(510) 319-4000 FAX:(510) 661-0888
This report shall not be reproduced except in full, without the written approval of UL Verification Services Inc.

VERTICAL RESULT

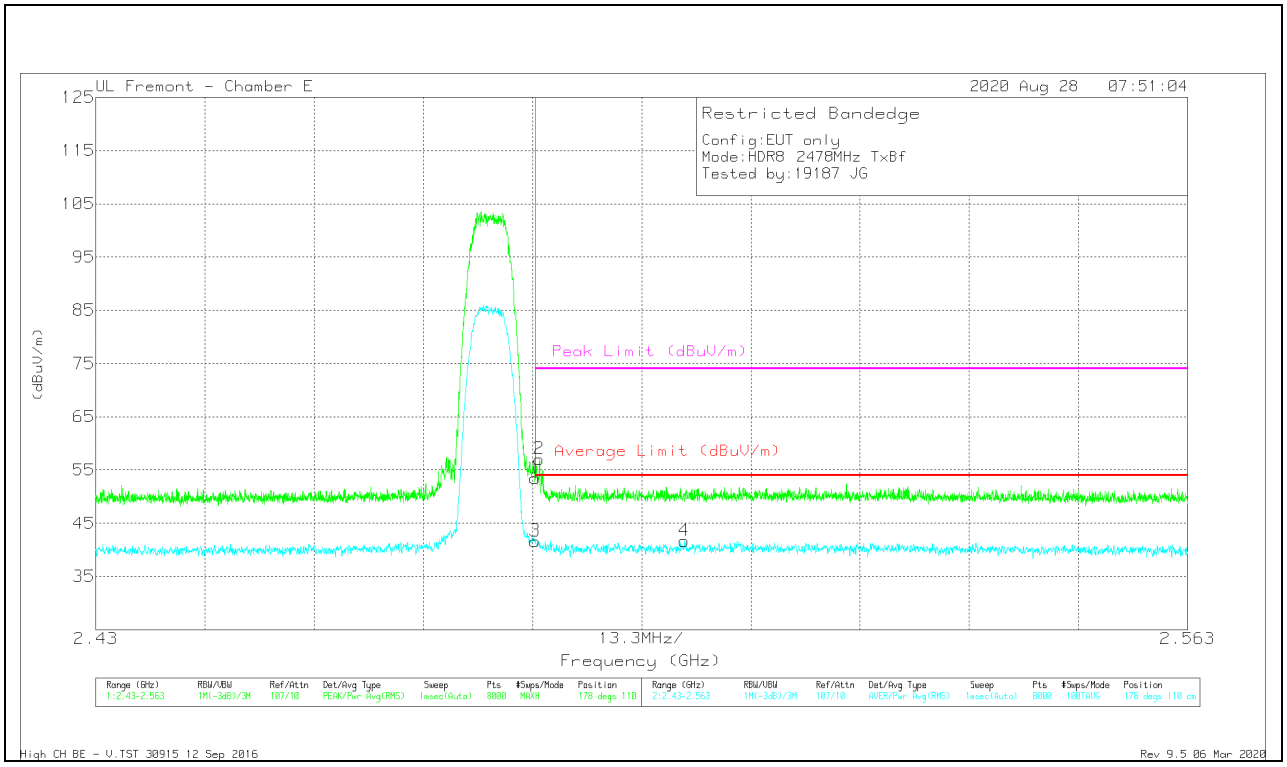

Marker	Frequency (GHz)	Meter Reading (dBuV)	Det	AF T712 (dB/m)	Amp/Cbl/Fltr/Pad (dB)	Corrected Reading (dBuV/m)	Average Limit (dBuV/m)	Margin (dB)	Peak Limit (dBuV/m)	PK Margin (dB)	Azimuth (Degs)	Height (cm)	Polarity
1	* 2.48351	47.19	Pk	32.8	-26.5	53.49	-	-	74	-20.51	178	110	V
2	* 2.48402	50.76	Pk	32.8	-26.5	57.06	-	-	74	-16.94	178	110	V
3	* 2.48351	35.35	RMS	32.8	-26.5	41.65	54	-12.35	-	-	178	110	V
4	2.5017	35.39	RMS	32.9	-26.6	41.69	54	-12.31	-	-	178	110	V

* - indicates frequency in CFR47 Pt 15 / IC RSS-Restricted Band
Pk - Peak detector
RMS - RMS detection

UL VERIFICATION SERVICES INC.
47173 Benicia Street, Fremont, CA 94538; USA TEL:(510) 319-4000 FAX:(510) 661-0888
This report shall not be reproduced except in full, without the written approval of UL Verification Services Inc.

HARMONICS AND SPURIOUS EMISSIONS

LOW CHANNEL RESULTS

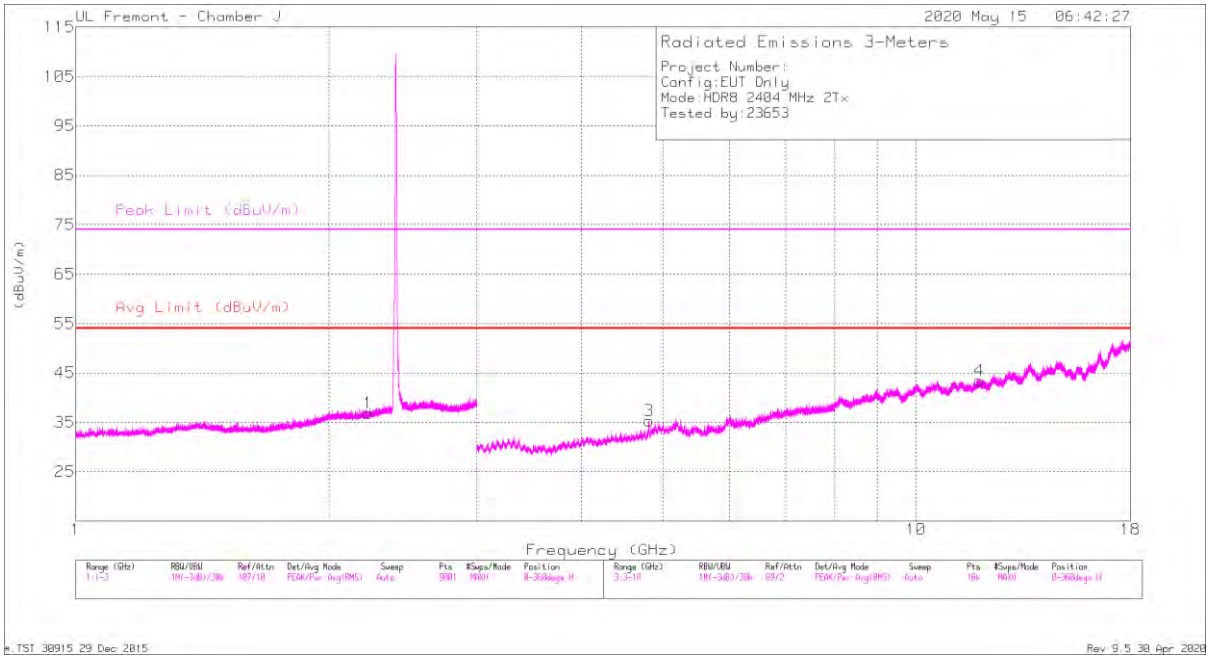

HORIZONTAL

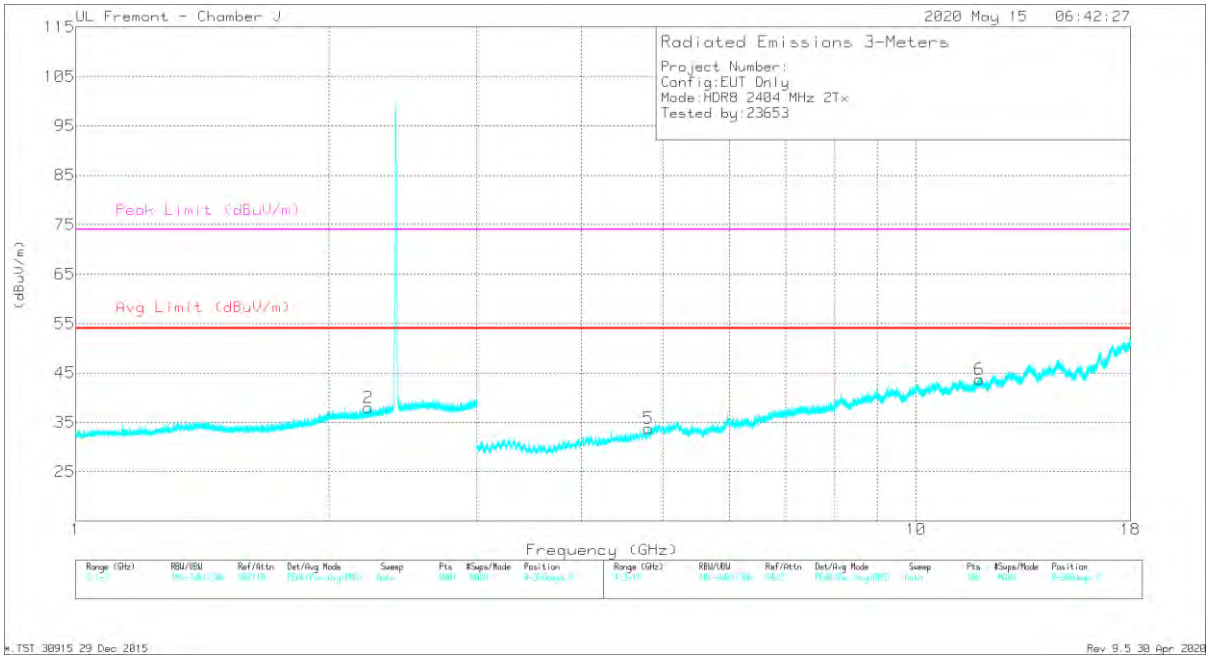

VERTICAL

UL VERIFICATION SERVICES INC.
47173 Benicia Street, Fremont, CA 94538; USA TEL:(510) 319-4000 FAX:(510) 661-0888

This report shall not be reproduced except in full, without the written approval of UL Verification Services Inc.

RADIATED EMISSIONS

Marker	Frequency (GHz)	Meter Reading (dBuV)	Det	AF T963 (dB/m)	Amp/Cbl/Fltr/Pad (dB)	Corrected Reading (dBuV/m)	Avg Limit (dBuV/m)	Margin (dB)	Peak Limit (dBuV/m)	PK Margin (dB)	Azimuth (Degs)	Height (cm)	Polarity
1	* 2.22987	42.01	PK2	28.2	-25.6	44.61	-	-	74	-29.39	92	113	H
	* 2.22973	32.77	MAv1	28.2	-25.6	35.37	54	-18.63	-	-	92	113	H
2	* 2.22736	44.21	PK2	28.2	-25.6	46.81	-	-	74	-27.19	194	103	V
	* 2.2301	32.46	MAv1	28.2	-25.6	35.06	54	-18.94	-	-	194	103	V
3	* 4.80797	41.68	PK2	33.3	-30.8	44.18	-	-	74	-29.82	12	125	H
	* 4.80835	31.06	MAv1	33.3	-30.8	33.56	54	-20.44	-	-	12	125	H
4	* 11.89533	33.8	PK2	39.3	-21.9	51.2	-	-	74	-22.8	297	217	H
	* 11.8949	23.15	MAv1	39.4	-21.9	40.65	54	-13.35	-	-	297	217	H
5	* 4.80304	43.29	PK2	33.3	-30.8	45.79	-	-	74	-28.21	339	370	V
	* 4.80273	30.97	MAv1	33.3	-30.8	33.47	54	-20.53	-	-	339	370	V
6	* 11.89357	33.93	PK2	39.3	-21.9	51.33	-	-	74	-22.67	89	164	V
	* 11.89301	23.86	MAv1	39.3	-21.9	41.26	54	-12.74	-	-	89	164	V

* - indicates frequency in CFR47 Pt 15 / IC RSS-Restricted Band
PK2 - KDB558074 Method: Maximum Peak
MAv1 - KDB558074 Option 1 Maximum RMS Average

UL VERIFICATION SERVICES INC.
47173 Benicia Street, Fremont, CA 94538; USA TEL:(510) 319-4000 FAX:(510) 661-0888
This report shall not be reproduced except in full, without the written approval of UL Verification Services Inc.

MID CHANNEL RESULTS

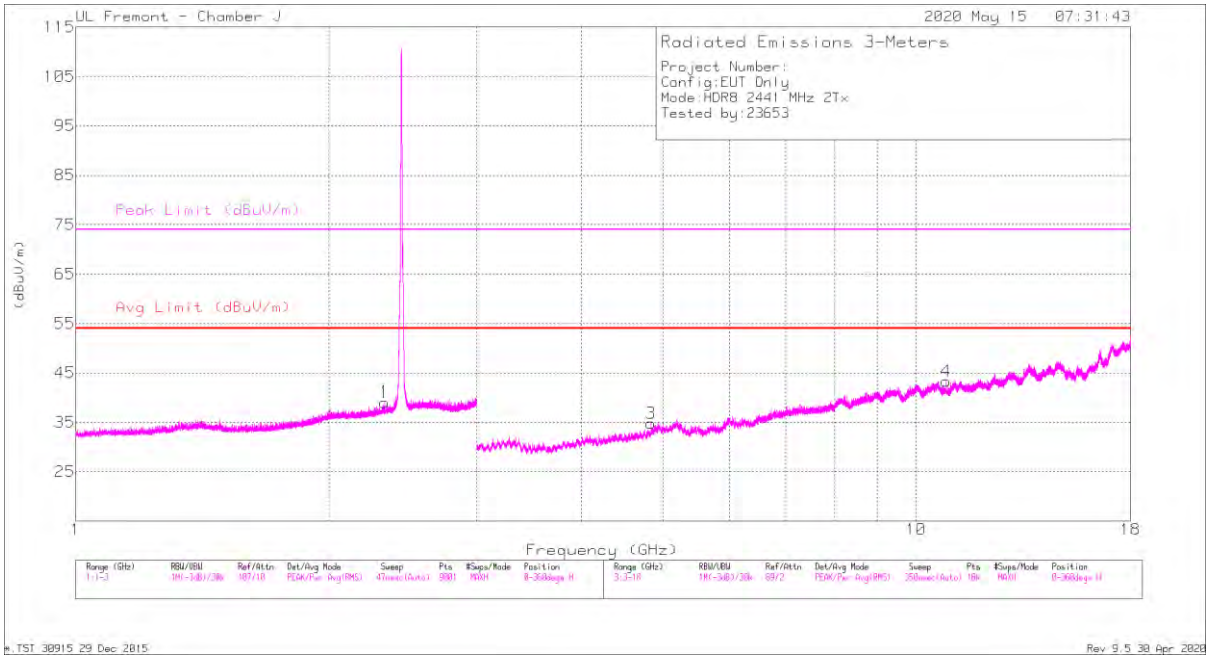

HORIZONTAL

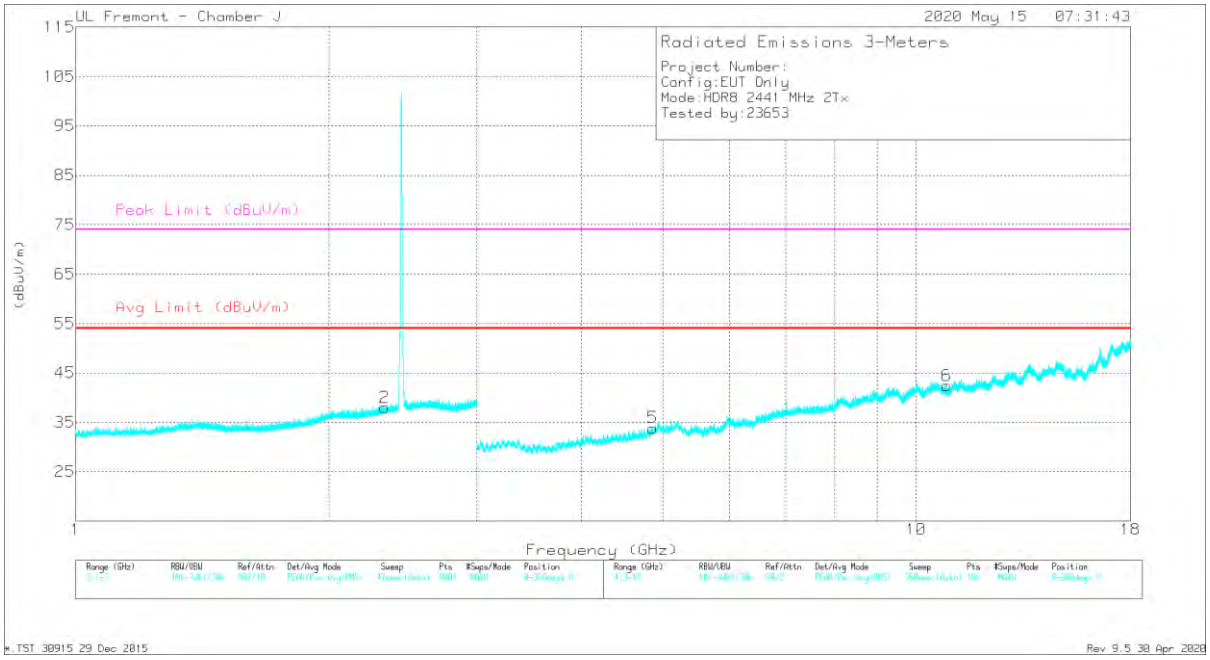

VERTICAL

UL VERIFICATION SERVICES INC.
47173 Benicia Street, Fremont, CA 94538; USA TEL:(510) 319-4000 FAX:(510) 661-0888

This report shall not be reproduced except in full, without the written approval of UL Verification Services Inc.

RADIATED EMISSIONS

Marker	Frequency (GHz)	Meter Reading (dBuV)	Det	AF T963 (dB/m)	Amp/Cbl/Fltr/Pad (dB)	Corrected Reading (dBuV/m)	Avg Limit (dBuV/m)	Margin (dB)	Peak Limit (dBuV/m)	PK Margin (dB)	Azimuth (Degs)	Height (cm)	Polarity
1	* 2.33289	42.83	PK2	28.9	-25.6	46.13	-	-	74	-27.87	147	217	H
	* 2.33115	32.43	MAv1	28.9	-25.6	35.73	54	-18.27	-	-	147	217	H
2	* 2.33029	42.07	PK2	28.9	-25.6	45.37	-	-	74	-28.63	320	213	V
	* 2.33297	32.9	MAv1	28.9	-25.6	36.2	54	-17.8	-	-	320	213	V
3	* 4.8412	39.31	PK2	33.4	-31.1	41.61	-	-	74	-32.39	48	274	H
	* 4.84018	29.95	MAv1	33.4	-31.1	32.25	54	-21.75	-	-	48	274	H
4	* 10.85661	33.13	PK2	39.4	-22.7	49.83	-	-	74	-24.17	178	293	H
	* 10.85378	23.22	MAv1	39.4	-22.7	39.92	54	-14.08	-	-	178	293	H
5	* 4.86154	39.18	PK2	33.5	-31.1	41.58	-	-	74	-32.42	260	161	V
	* 4.86156	29.11	MAv1	33.5	-31.1	31.51	54	-22.49	-	-	260	161	V
6	* 10.87994	32.97	PK2	39.4	-23	49.37	-	-	74	-24.63	85	244	V
	* 10.87864	22.86	MAv1	39.4	-23	39.26	54	-14.74	-	-	85	244	V

* - indicates frequency in CFR47 Pt 15 / IC RSS-Restricted Band
PK2 - KDB558074 Method: Maximum Peak
MAv1 - KDB558074 Option 1 Maximum RMS Average

UL VERIFICATION SERVICES INC.
47173 Benicia Street, Fremont, CA 94538; USA TEL:(510) 319-4000 FAX:(510) 661-0888
This report shall not be reproduced except in full, without the written approval of UL Verification Services Inc.

HIGH CHANNEL RESULTS

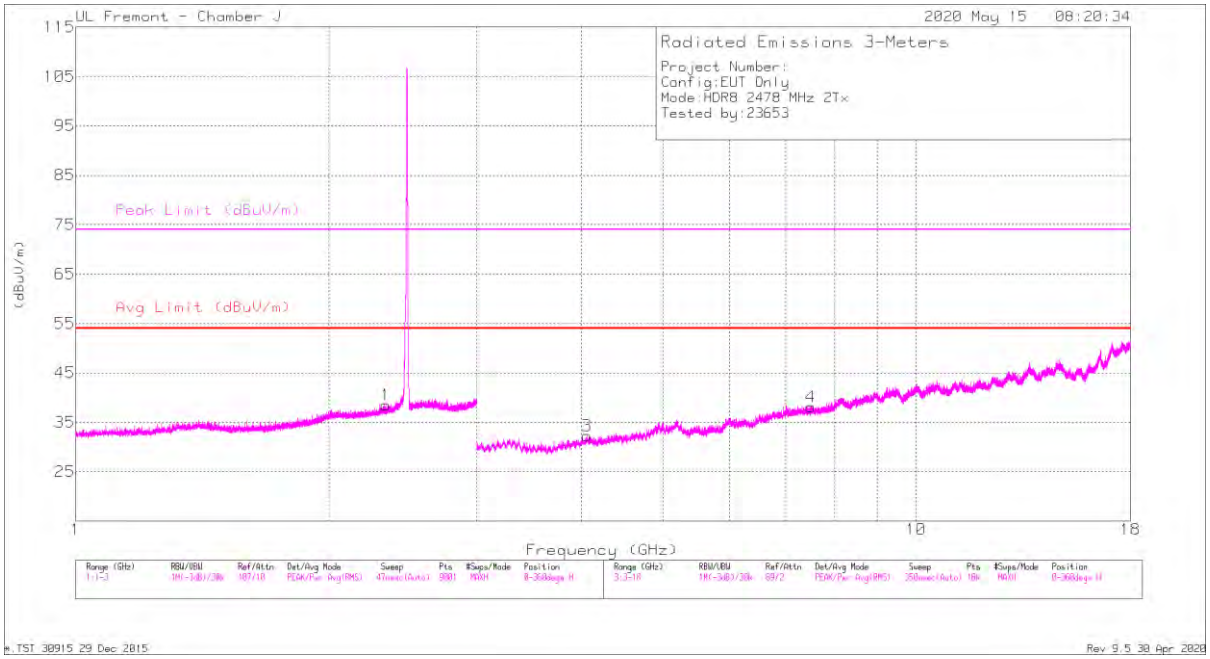

HORIZONTAL

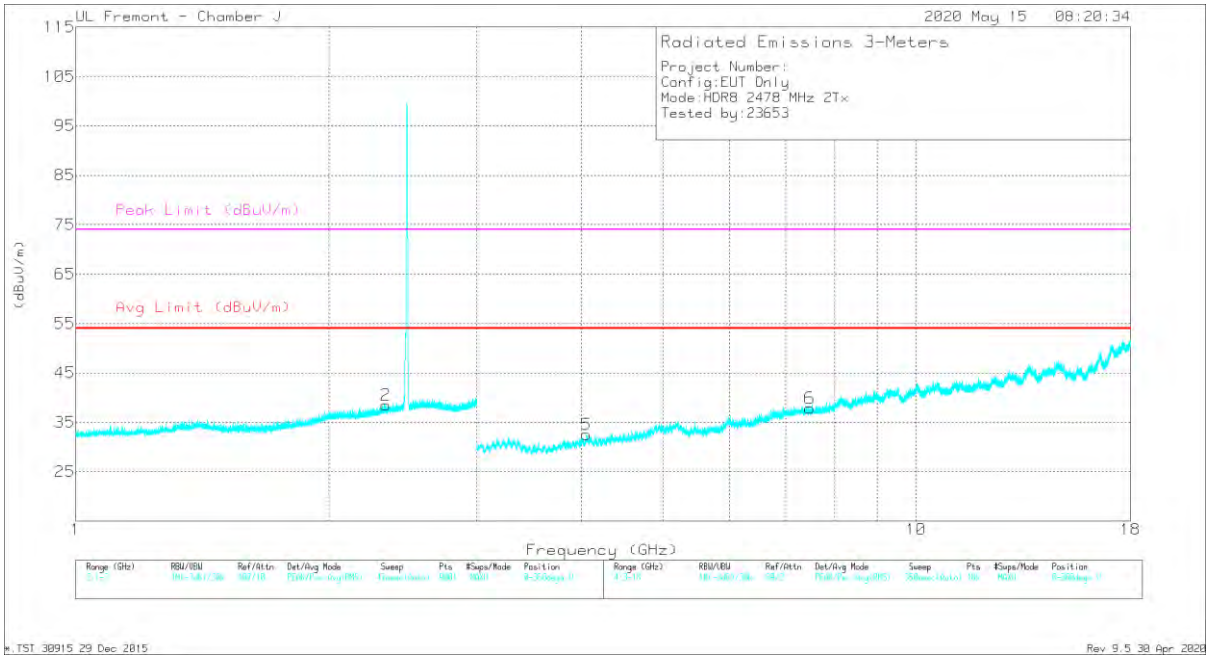

VERTICAL

UL VERIFICATION SERVICES INC.
47173 Benicia Street, Fremont, CA 94538; USA TEL:(510) 319-4000 FAX:(510) 661-0888

This report shall not be reproduced except in full, without the written approval of UL Verification Services Inc.

RADIATED EMISSIONS

Marker	Frequency (GHz)	Meter Reading (dBuV)	Det	AF T963 (dB/m)	Amp/Cbl/Fltr/Pad (dB)	Corrected Reading (dBuV/m)	Avg Limit (dBuV/m)	Margin (dB)	Peak Limit (dBuV/m)	PK Margin (dB)	Azimuth (Degs)	Height (cm)	Polarity
1	* 2.3384	42.58	PK2	28.9	-25.6	45.88	-	-	74	-28.12	306	387	H
	* 2.33707	32.23	MAv1	28.9	-25.6	35.53	54	-18.47	-	-	306	387	H
2	* 2.33724	42.68	PK2	28.9	-25.6	45.98	-	-	74	-28.02	79	350	V
	* 2.33903	32.82	MAv1	28.9	-25.6	36.12	54	-17.88	-	-	79	350	V
3	* 4.05781	40.54	PK2	31.7	-31.6	40.64	-	-	74	-33.36	264	338	H
	* 4.06122	29.48	MAv1	31.7	-31.6	29.58	54	-24.42	-	-	264	338	H
4	* 7.4925	35.72	PK2	37.1	-27.2	45.62	-	-	74	-28.38	111	251	H
	* 7.4925	25.44	MAv1	37.1	-27.2	35.34	54	-18.66	-	-	111	251	H
5	* 4.0567	39.53	PK2	31.7	-31.6	39.63	-	-	74	-34.37	246	217	V
	* 4.05389	29.51	MAv1	31.6	-31.7	29.41	54	-24.59	-	-	246	217	V
6	* 7.47599	36.18	PK2	37.1	-27.2	46.08	-	-	74	-27.92	131	229	V
	* 7.47623	25.33	MAv1	37.1	-27.2	35.23	54	-18.77	-	-	131	229	V

* - indicates frequency in CFR47 Pt 15 / IC RSS-Restricted Band
PK2 - KDB558074 Method: Maximum Peak
MAv1 - KDB558074 Option 1 Maximum RMS Average

UL VERIFICATION SERVICES INC.
47173 Benicia Street, Fremont, CA 94538; USA TEL:(510) 319-4000 FAX:(510) 661-0888
This report shall not be reproduced except in full, without the written approval of UL Verification Services Inc.

10.2.5. LOW POWER HDR (HDR4)

ANT 4

BANDEDGE (LOW CHANNEL)

HORIZONTAL RESULT

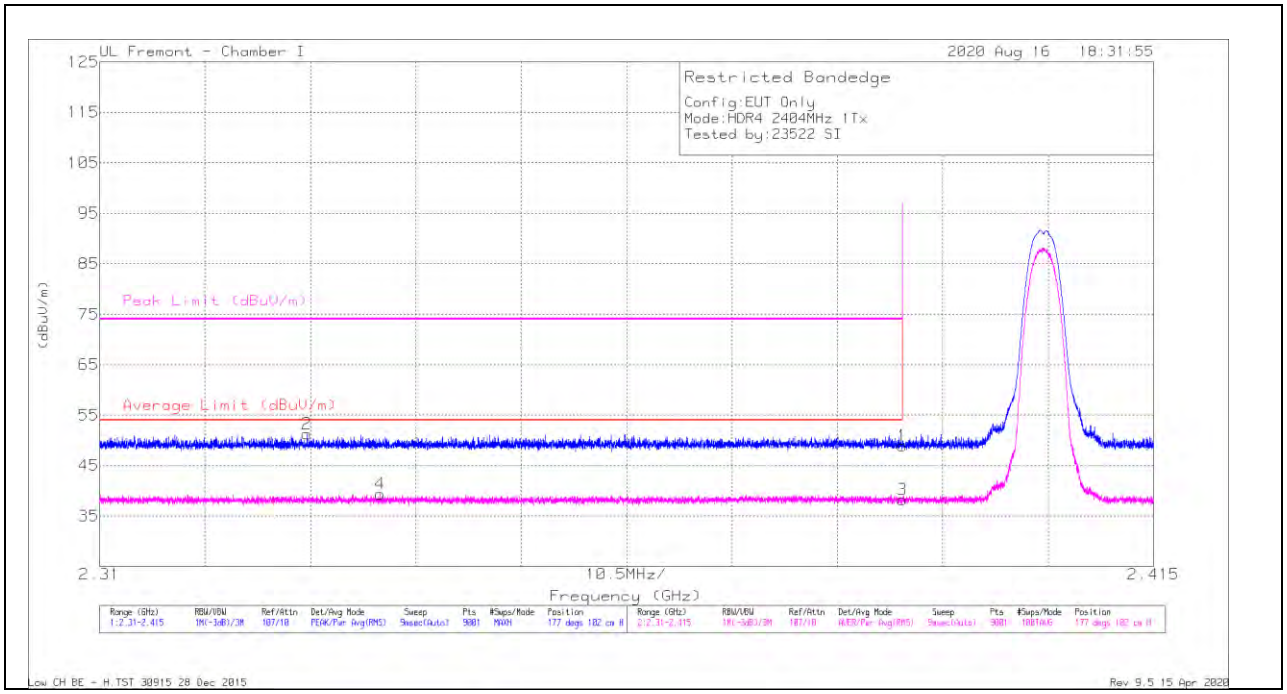

Marker	Frequency (GHz)	Meter Reading (dBuV)	Det	AF T346 (dB/m)	Amp/Cbl/Fltr/Pad (dB)	Corrected Reading (dBuV/m)	Average Limit (dBuV/m)	Margin (dB)	Peak Limit (dBuV/m)	PK Margin (dB)	Azimuth (Degs)	Height (cm)	Polarity
1	* 2.38999	34.23	Pk	32	-17.3	48.93	-	-	74	-25.07	177	102	H
2	* 2.33067	36.72	Pk	31.8	-17.2	51.32	-	-	74	-22.68	177	102	H
3	* 2.38999	23.53	RMS	32	-17.3	38.23	54	-15.77	-	-	177	102	H
4	* 2.33795	24.71	RMS	31.8	-17.2	39.31	54	-14.69	-	-	177	102	H

* - indicates frequency in CFR47 Pt 15 / IC RSS-Restricted Band
Pk - Peak detector
RMS - RMS detection

UL VERIFICATION SERVICES INC.
47173 Benicia Street, Fremont, CA 94538; USA TEL:(510) 319-4000 FAX:(510) 661-0888
This report shall not be reproduced except in full, without the written approval of UL Verification Services Inc.

VERTICAL RESULT

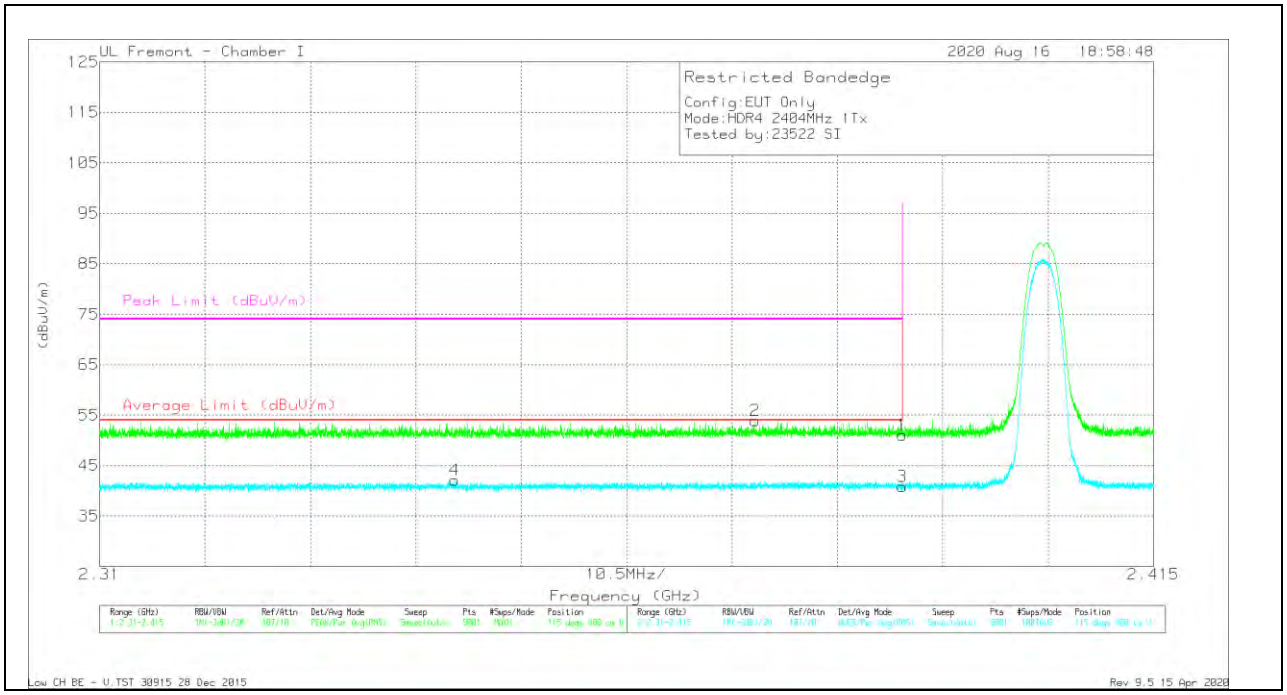

Marker	Frequency (GHz)	Meter Reading (dBuV)	Det	AF T346 (dB/m)	Amp/Cbl/Fltr/Pad (dB)	Corrected Reading (dBuV/m)	Average Limit (dBuV/m)	Margin (dB)	Peak Limit (dBuV/m)	PK Margin (dB)	Azimuth (Degs)	Height (cm)	Polarity
1	* 2.38999	36.33	Pk	32	-17.3	51.03	-	-	74	-22.97	115	400	V
2	* 2.37534	39.31	Pk	31.9	-17.3	53.91	-	-	74	-20.09	115	400	V
3	* 2.38999	26.21	RMS	32	-17.3	40.91	54	-13.09	-	-	115	400	V
4	* 2.34537	27.51	RMS	31.8	-17.2	42.11	54	-11.89	-	-	115	400	V

* - indicates frequency in CFR47 Pt 15 / IC RSS-Restricted Band
Pk - Peak detector
RMS - RMS detection

UL VERIFICATION SERVICES INC.
47173 Benicia Street, Fremont, CA 94538; USA TEL:(510) 319-4000 FAX:(510) 661-0888
This report shall not be reproduced except in full, without the written approval of UL Verification Services Inc.

BANDEDGE (HIGH CHANNEL)

HORIZONTAL RESULT

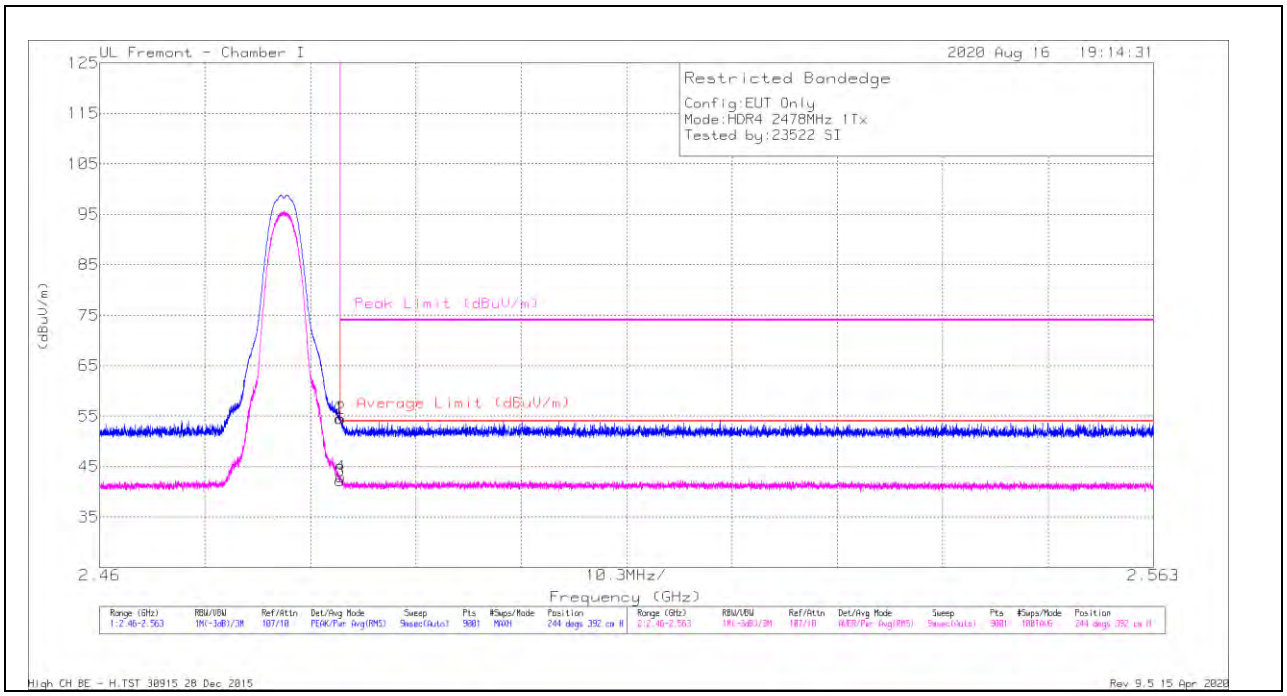

Marker	Frequency (GHz)	Meter Reading (dBuV)	Det	AF T346 (dB/m)	Amp/Cbl/Fltr/Pad (dB)	Corrected Reading (dBuV/m)	Average Limit (dBuV/m)	Margin (dB)	Peak Limit (dBuV/m)	PK Margin (dB)	Azimuth (Degs)	Height (cm)	Polarity
1	* 2.48351	39.87	Pk	32.4	-17.7	54.57	-	-	74	-19.43	244	392	H
2	* 2.48355	39.87	Pk	32.4	-17.7	54.57	-	-	74	-19.43	244	392	H
3	* 2.48351	27.49	RMS	32.4	-17.7	42.19	54	-11.81	-	-	244	392	H
4	* 2.48353	28.3	RMS	32.4	-17.7	43	54	-11	-	-	244	392	H

* - indicates frequency in CFR47 Pt 15 / IC RSS-Restricted Band
Pk - Peak detector
RMS - RMS detection

UL VERIFICATION SERVICES INC.
47173 Benicia Street, Fremont, CA 94538; USA TEL:(510) 319-4000 FAX:(510) 661-0888
This report shall not be reproduced except in full, without the written approval of UL Verification Services Inc.

VERTICAL RESULT

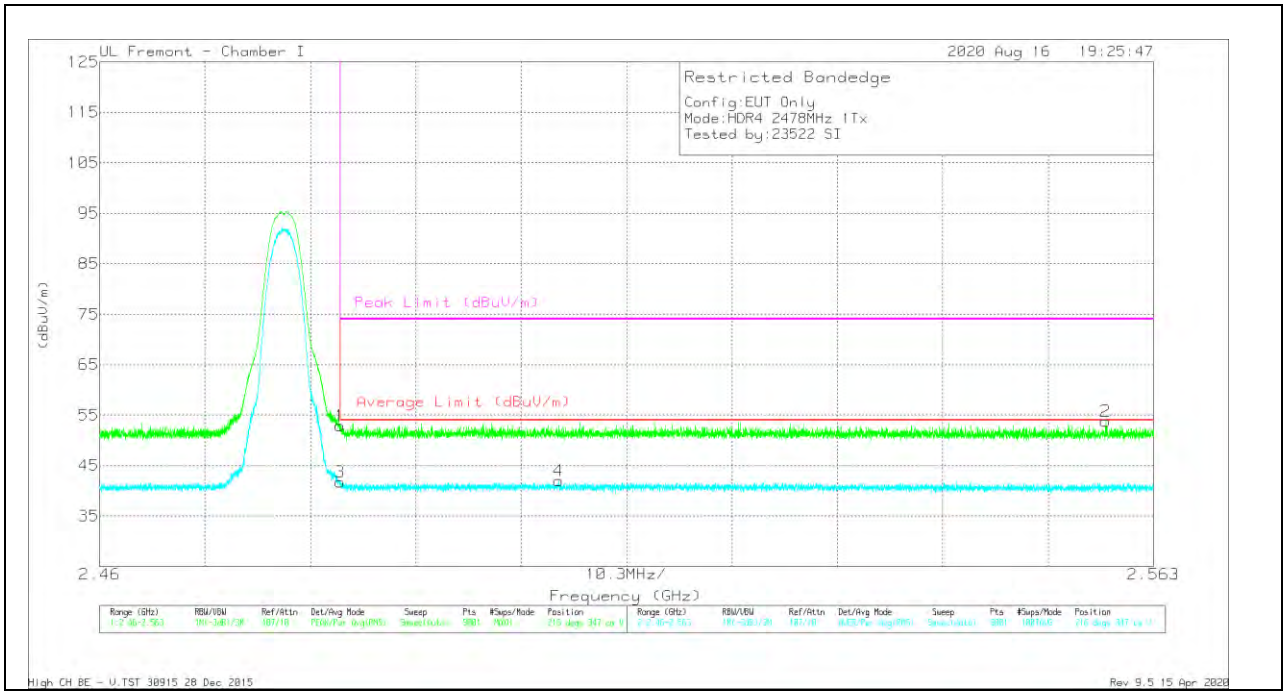

Marker	Frequency (GHz)	Meter Reading (dBuV)	Det	AF T346 (dB/m)	Amp/Cbl/Fltr/Pad (dB)	Corrected Reading (dBuV/m)	Average Limit (dBuV/m)	Margin (dB)	Peak Limit (dBuV/m)	PK Margin (dB)	Azimuth (Degs)	Height (cm)	Polarity
1	* 2.48351	38.18	Pk	32.4	-17.7	52.88	-	-	74	-21.12	216	347	V
2	2.55832	39.26	Pk	32.3	-17.8	53.76	-	-	74	-20.24	216	347	V
3	* 2.48351	27.05	RMS	32.4	-17.7	41.75	54	-12.25	-	-	216	347	V
4	2.50483	27.31	RMS	32.5	-17.8	42.01	54	-11.99	-	-	216	347	V

* - indicates frequency in CFR47 Pt 15 / IC RSS-Restricted Band
Pk - Peak detector
RMS - RMS detection

UL VERIFICATION SERVICES INC.
47173 Benicia Street, Fremont, CA 94538; USA TEL:(510) 319-4000 FAX:(510) 661-0888
This report shall not be reproduced except in full, without the written approval of UL Verification Services Inc.

ANT 3

BANDEDGE (LOW CHANNEL)

HORIZONTAL RESULT

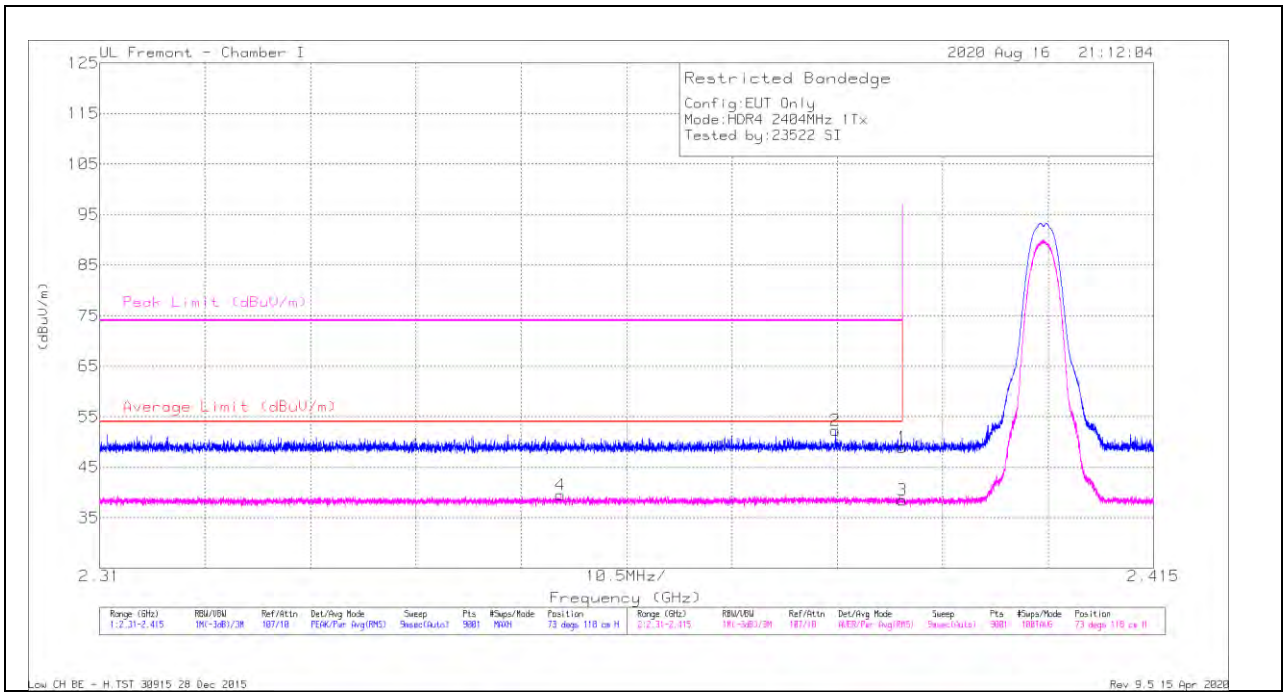

Marker	Frequency (GHz)	Meter Reading (dBuV)	Det	AF T346 (dB/m)	Amp/Cbl/Fltr/Pad (dB)	Corrected Reading (dBuV/m)	Average Limit (dBuV/m)	Margin (dB)	Peak Limit (dBuV/m)	PK Margin (dB)	Azimuth (Degs)	Height (cm)	Polarity
1	* 2.38999	34.23	Pk	32	-17.3	48.93	-	-	74	-25.07	73	118	H
2	* 2.38332	37.57	Pk	32	-17.3	52.27	-	-	74	-21.73	73	118	H
3	* 2.38999	23.84	RMS	32	-17.3	38.54	54	-15.46	-	-	73	118	H
4	* 2.35592	25.04	RMS	31.8	-17.3	39.54	54	-14.46	-	-	73	118	H

* - indicates frequency in CFR47 Pt 15 / IC RSS-Restricted Band
Pk - Peak detector
RMS - RMS detection

UL VERIFICATION SERVICES INC.
47173 Benicia Street, Fremont, CA 94538; USA TEL:(510) 319-4000 FAX:(510) 661-0888
This report shall not be reproduced except in full, without the written approval of UL Verification Services Inc.

VERTICAL RESULT

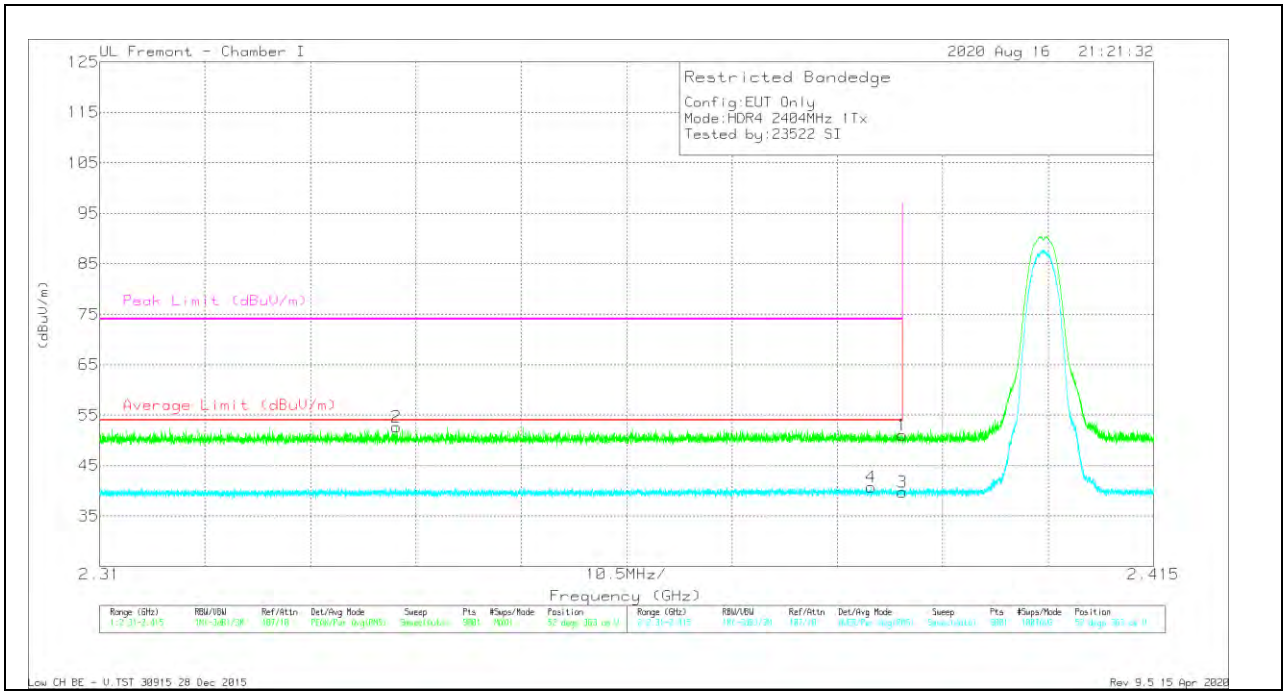

Marker	Frequency (GHz)	Meter Reading (dBuV)	Det	AF T346 (dB/m)	Amp/Cbl/Fltr/Pad (dB)	Corrected Reading (dBuV/m)	Average Limit (dBuV/m)	Margin (dB)	Peak Limit (dBuV/m)	PK Margin (dB)	Azimuth (Degs)	Height (cm)	Polarity
1	* 2.38999	36.36	Pk	32	-17.3	51.06	-	-	74	-22.94	52	363	V
2	* 2.33959	38.09	Pk	31.8	-17.2	52.69	-	-	74	-21.31	52	363	V
3	* 2.38999	24.99	RMS	32	-17.3	39.69	54	-14.31	-	-	52	363	V
4	* 2.38687	26	RMS	32	-17.3	40.7	54	-13.3	-	-	52	363	V

* - indicates frequency in CFR47 Pt 15 / IC RSS-Restricted Band
Pk - Peak detector
RMS - RMS detection

UL VERIFICATION SERVICES INC.
47173 Benicia Street, Fremont, CA 94538; USA TEL:(510) 319-4000 FAX:(510) 661-0888
This report shall not be reproduced except in full, without the written approval of UL Verification Services Inc.

BANDEDGE (HIGH CHANNEL)

HORIZONTAL RESULT

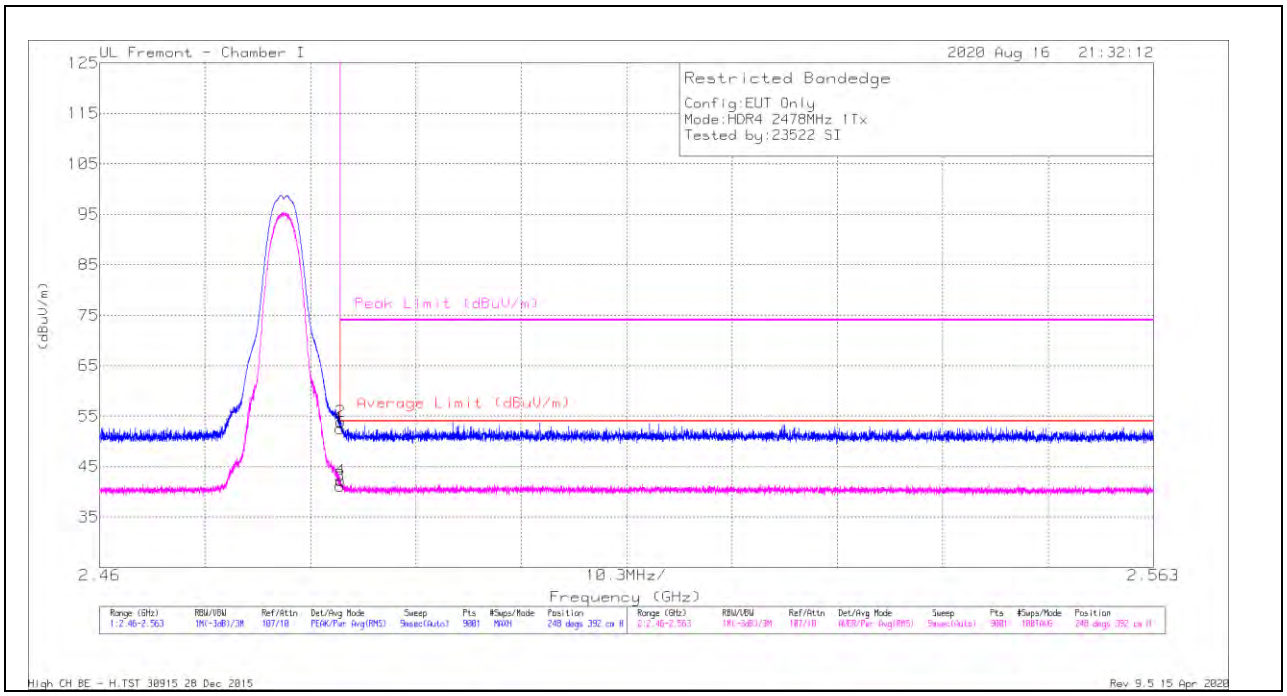

Marker	Frequency (GHz)	Meter Reading (dBuV)	Det	AF T346 (dB/m)	Amp/Cbl/Fltr/Pad (dB)	Corrected Reading (dBuV/m)	Average Limit (dBuV/m)	Margin (dB)	Peak Limit (dBuV/m)	PK Margin (dB)	Azimuth (Degs)	Height (cm)	Polarity
1	* 2.48351	37.88	Pk	32.4	-17.7	52.58	-	-	74	-21.42	248	392	H
2	* 2.48353	39.17	Pk	32.4	-17.7	53.87	-	-	74	-20.13	248	392	H
3	* 2.48351	26.47	RMS	32.4	-17.7	41.17	54	-12.83	-	-	248	392	H
4	* 2.48356	27.47	RMS	32.4	-17.7	42.17	54	-11.83	-	-	248	392	H

* - indicates frequency in CFR47 Pt 15 / IC RSS-Restricted Band
Pk - Peak detector
RMS - RMS detection

UL VERIFICATION SERVICES INC.
47173 Benicia Street, Fremont, CA 94538; USA TEL:(510) 319-4000 FAX:(510) 661-0888
This report shall not be reproduced except in full, without the written approval of UL Verification Services Inc.

VERTICAL RESULT

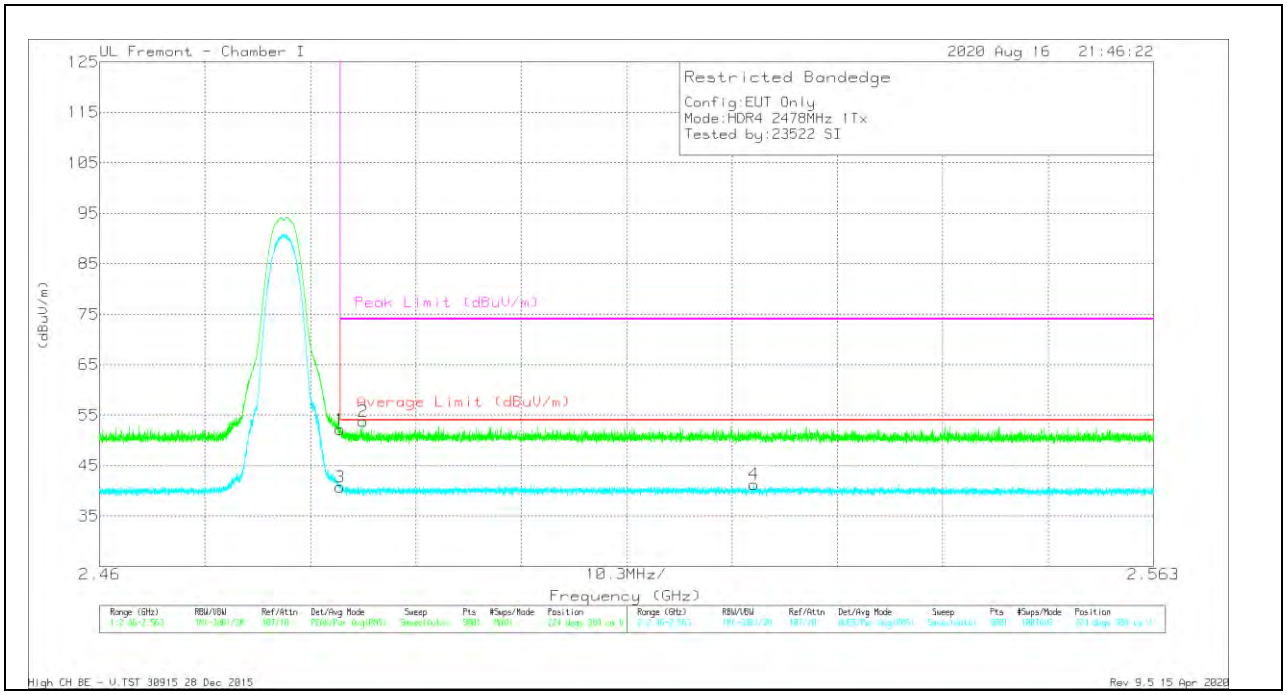

Marker	Frequency (GHz)	Meter Reading (dBuV)	Det	AF T346 (dB/m)	Amp/Cbl/Fltr/Pad (dB)	Corrected Reading (dBuV/m)	Average Limit (dBuV/m)	Margin (dB)	Peak Limit (dBuV/m)	PK Margin (dB)	Azimuth (Degs)	Height (cm)	Polarity
1	* 2.48351	37.51	Pk	32.4	-17.7	52.21	-	-	74	-21.79	224	384	V
2	* 2.48577	38.94	Pk	32.5	-17.7	53.74	-	-	74	-20.26	224	384	V
3	* 2.48351	26.05	RMS	32.4	-17.7	40.75	54	-13.25	-	-	224	384	V
4	2.52397	26.69	RMS	32.4	-17.8	41.29	54	-12.71	-	-	224	384	V

* - indicates frequency in CFR47 Pt 15 / IC RSS-Restricted Band
Pk - Peak detector
RMS - RMS detection

UL VERIFICATION SERVICES INC.
47173 Benicia Street, Fremont, CA 94538; USA TEL:(510) 319-4000 FAX:(510) 661-0888
This report shall not be reproduced except in full, without the written approval of UL Verification Services Inc.

10.2.6. LOW POWER HDR TXBF (HDR4)

BANDEDGE (LOW CHANNEL)

HORIZONTAL RESULT

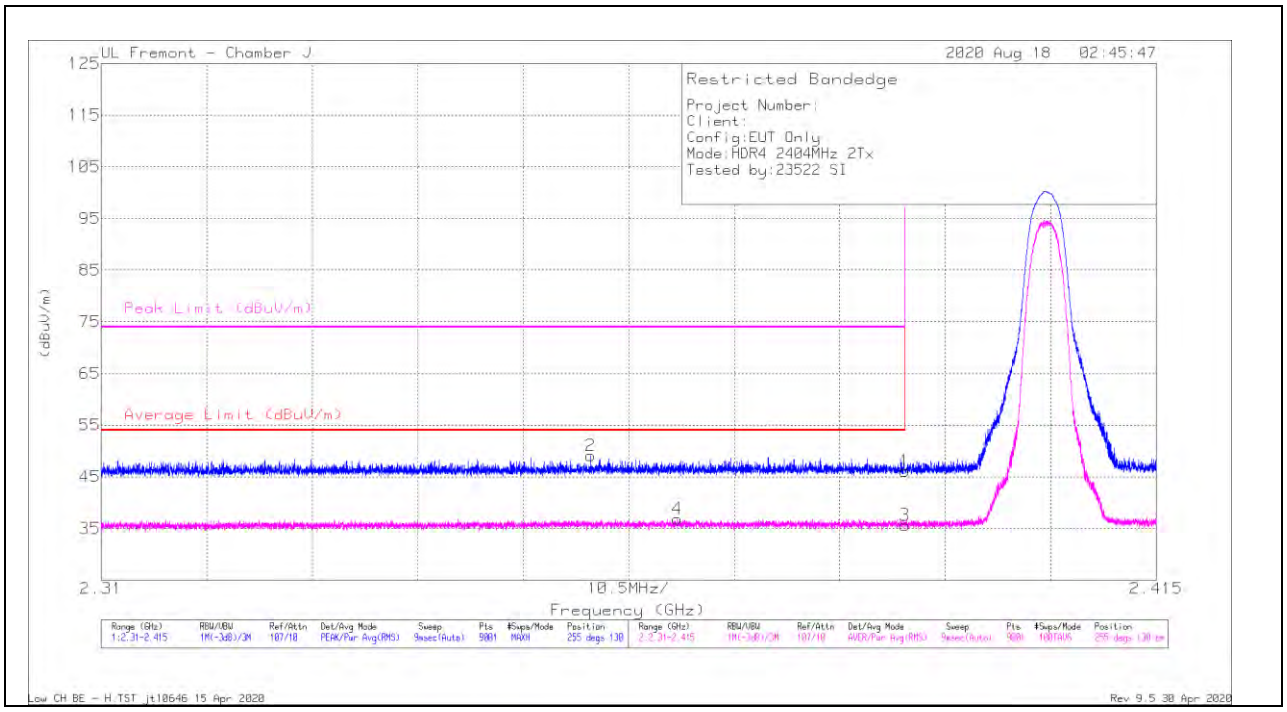

Marker	Frequency (GHz)	Meter Reading (dBuV)	Det	AF T963 (dB/m)	Amp/Cbl/Fltr/Pad (dB)	Corrected Reading (dBuV/m)	Average Limit (dBuV/m)	Margin (dB)	Peak Limit (dBuV/m)	PK Margin (dB)	Azimuth (Degs)	Height (cm)	Polarity
1	* 2.38999	42.64	Pk	29	-25.5	46.14	-	-	74	-27.86	255	130	H
2	* 2.35871	45.57	Pk	29	-25.5	49.07	-	-	74	-24.93	255	130	H
3	* 2.38999	32.1	RMS	29	-25.5	35.6	54	-18.4	-	-	255	130	H
4	* 2.36736	33.32	RMS	29	-25.5	36.82	54	-17.18	-	-	255	130	H

* - indicates frequency in CFR47 Pt 15 / IC RSS-Restricted Band
Pk - Peak detector
RMS - RMS detection

UL VERIFICATION SERVICES INC.
47173 Benicia Street, Fremont, CA 94538; USA TEL:(510) 319-4000 FAX:(510) 661-0888
This report shall not be reproduced except in full, without the written approval of UL Verification Services Inc.

VERTICAL RESULT

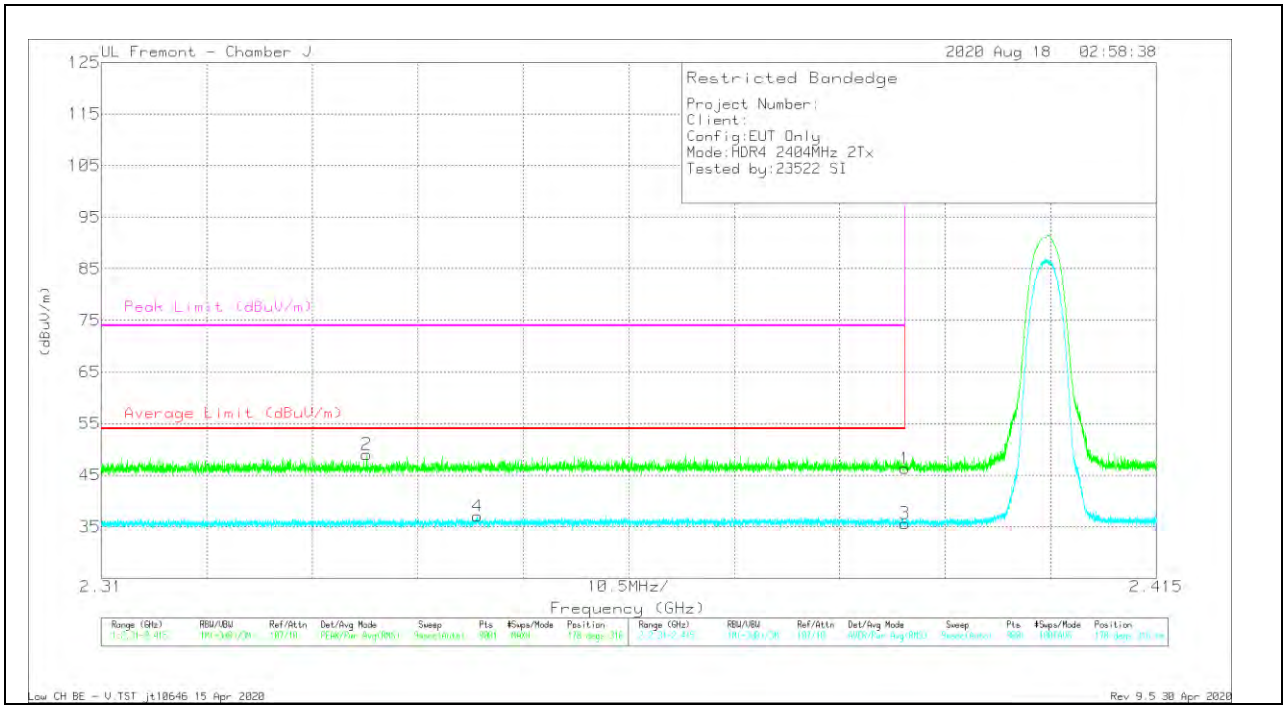

Marker	Frequency (GHz)	Meter Reading (dBuV)	Det	AF T963 (dB/m)	Amp/Cbl/Fltr/Pad (dB)	Corrected Reading (dBuV/m)	Average Limit (dBuV/m)	Margin (dB)	Peak Limit (dBuV/m)	PK Margin (dB)	Azimuth (Degs)	Height (cm)	Polarity
1	* 2.38999	42.79	Pk	29	-25.5	46.29	-	-	74	-27.71	178	316	V
2	* 2.33641	45.71	Pk	28.9	-25.6	49.01	-	-	74	-24.99	178	316	V
3	* 2.38999	32.12	RMS	29	-25.5	35.62	54	-18.38	-	-	178	316	V
4	* 2.34743	33.62	RMS	28.9	-25.5	37.02	54	-16.98	-	-	178	316	V

* - indicates frequency in CFR47 Pt 15 / IC RSS-Restricted Band
Pk - Peak detector
RMS - RMS detection

UL VERIFICATION SERVICES INC.
47173 Benicia Street, Fremont, CA 94538; USA TEL:(510) 319-4000 FAX:(510) 661-0888
This report shall not be reproduced except in full, without the written approval of UL Verification Services Inc.

BANDEDGE (HIGH CHANNEL)

HORIZONTAL RESULT

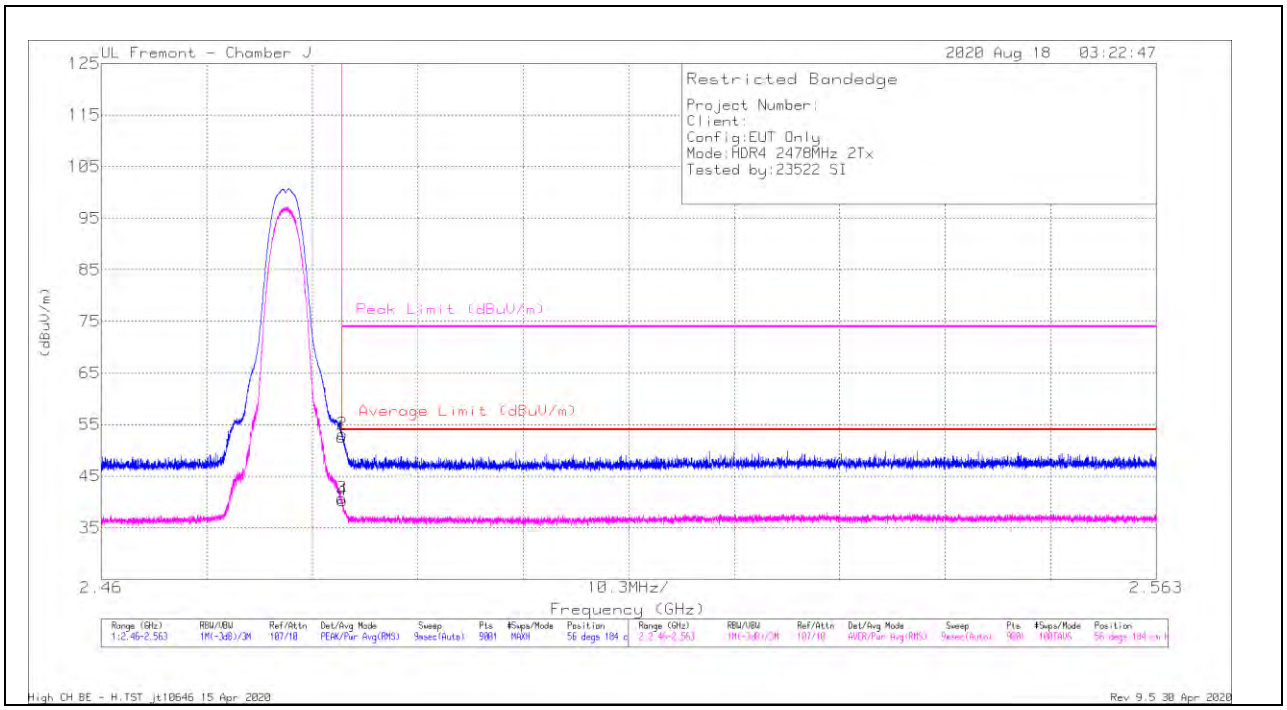

Marker	Frequency (GHz)	Meter Reading (dBuV)	Det	AF T963 (dB/m)	Amp/Cbl/Fltr/Pad (dB)	Corrected Reading (dBuV/m)	Average Limit (dBuV/m)	Margin (dB)	Peak Limit (dBuV/m)	PK Margin (dB)	Azimuth (Degs)	Height (cm)	Polarity
1	* 2.48351	48.53	Pk	29.5	-25.5	52.53	-	-	74	-21.47	56	184	H
2	* 2.48354	49.16	Pk	29.5	-25.5	53.16	-	-	74	-20.84	56	184	H
3	* 2.48351	36.76	RMS	29.5	-25.5	40.76	54	-13.24	-	-	56	184	H
4	* 2.48356	36.26	RMS	29.5	-25.5	40.26	54	-13.74	-	-	56	184	H

* - indicates frequency in CFR47 Pt 15 / IC RSS-Restricted Band
Pk - Peak detector
RMS - RMS detection

UL VERIFICATION SERVICES INC.
47173 Benicia Street, Fremont, CA 94538; USA TEL:(510) 319-4000 FAX:(510) 661-0888
This report shall not be reproduced except in full, without the written approval of UL Verification Services Inc.

VERTICAL RESULT

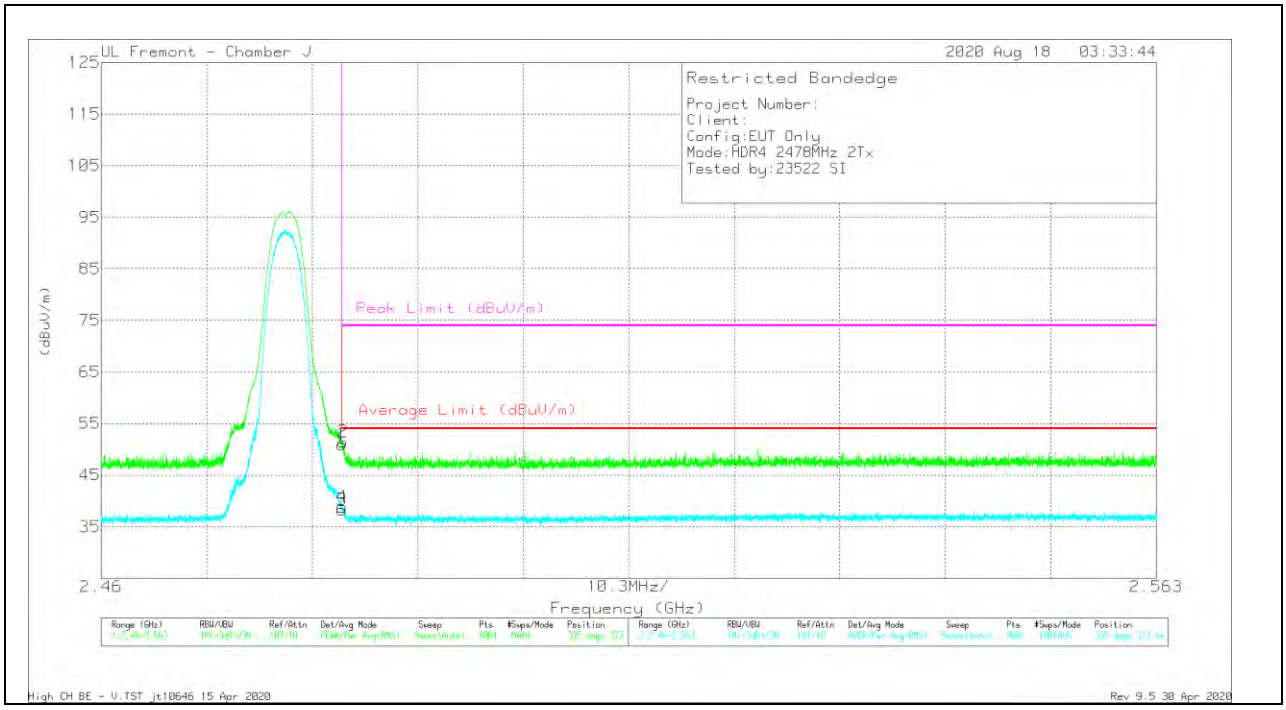

Marker	Frequency (GHz)	Meter Reading (dBuV)	Det	AF T963 (dB/m)	Amp/Cbl/Fltr/Pad (dB)	Corrected Reading (dBuV/m)	Average Limit (dBuV/m)	Margin (dB)	Peak Limit (dBuV/m)	PK Margin (dB)	Azimuth (Degs)	Height (cm)	Polarity
1	* 2.48351	46.97	Pk	29.5	-25.5	50.97	-	-	74	-23.03	335	373	V
2	* 2.48362	47.45	Pk	29.5	-25.5	51.45	-	-	74	-22.55	335	373	V
3	* 2.48351	34.27	RMS	29.5	-25.5	38.27	54	-15.73	-	-	335	373	V
4	* 2.48352	34.82	RMS	29.5	-25.5	38.82	54	-15.18	-	-	335	373	V

* - indicates frequency in CFR47 Pt 15 / IC RSS-Restricted Band
Pk - Peak detector
RMS - RMS detection

UL VERIFICATION SERVICES INC.
47173 Benicia Street, Fremont, CA 94538; USA TEL:(510) 319-4000 FAX:(510) 661-0888
This report shall not be reproduced except in full, without the written approval of UL Verification Services Inc.

10.2.7. LOW POWER HDR (HDR8)

ANT 4

BANDEDGE (LOW CHANNEL)

HORIZONTAL RESULT

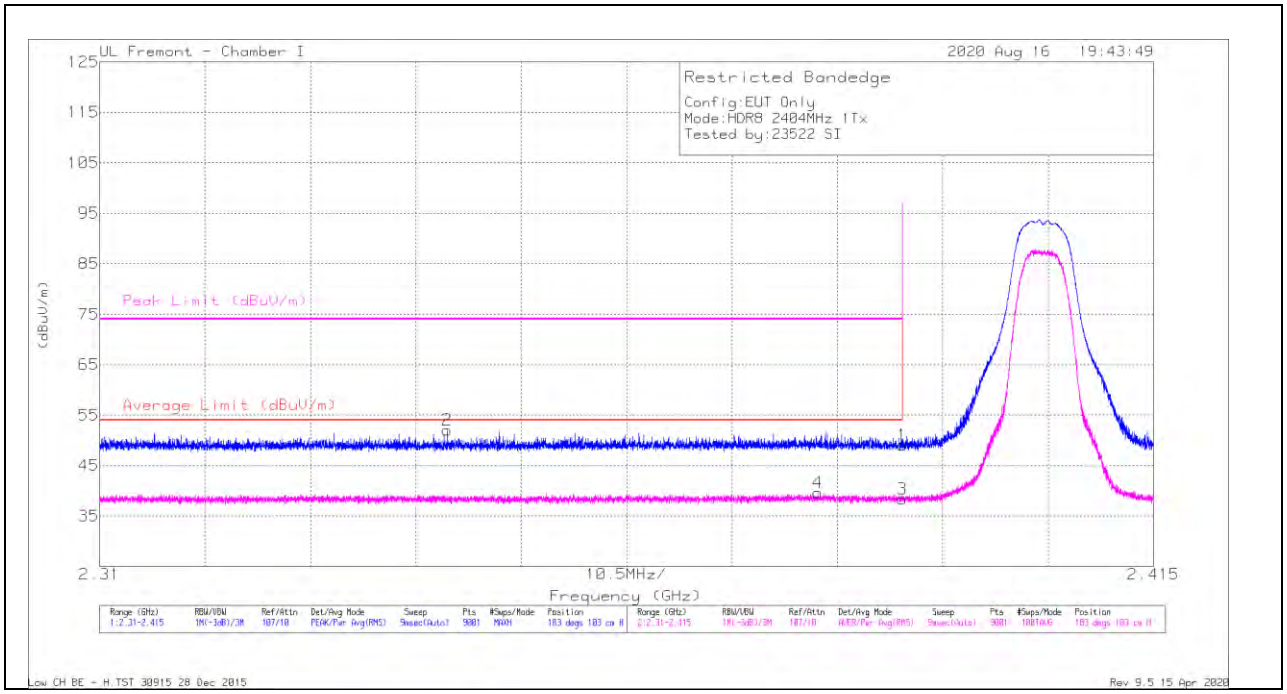

Marker	Frequency (GHz)	Meter Reading (dBuV)	Det	AF T346 (dB/m)	Amp/Cbl/Fltr/Pad (dB)	Corrected Reading (dBuV/m)	Average Limit (dBuV/m)	Margin (dB)	Peak Limit (dBuV/m)	PK Margin (dB)	Azimuth (Degs)	Height (cm)	Polarity
1	* 2.38999	34.3	Pk	32	-17.3	49	-	-	74	-25	183	103	H
2	* 2.34462	37.38	Pk	31.8	-17.2	51.98	-	-	74	-22.02	183	103	H
3	* 2.38999	23.65	RMS	32	-17.3	38.35	54	-15.65	-	-	183	103	H
4	* 2.38158	24.86	RMS	32	-17.3	39.56	54	-14.44	-	-	183	103	H

* - indicates frequency in CFR47 Pt 15 / IC RSS-Restricted Band
Pk - Peak detector
RMS - RMS detection

UL VERIFICATION SERVICES INC.
47173 Benicia Street, Fremont, CA 94538; USA TEL:(510) 319-4000 FAX:(510) 661-0888
This report shall not be reproduced except in full, without the written approval of UL Verification Services Inc.

VERTICAL RESULT

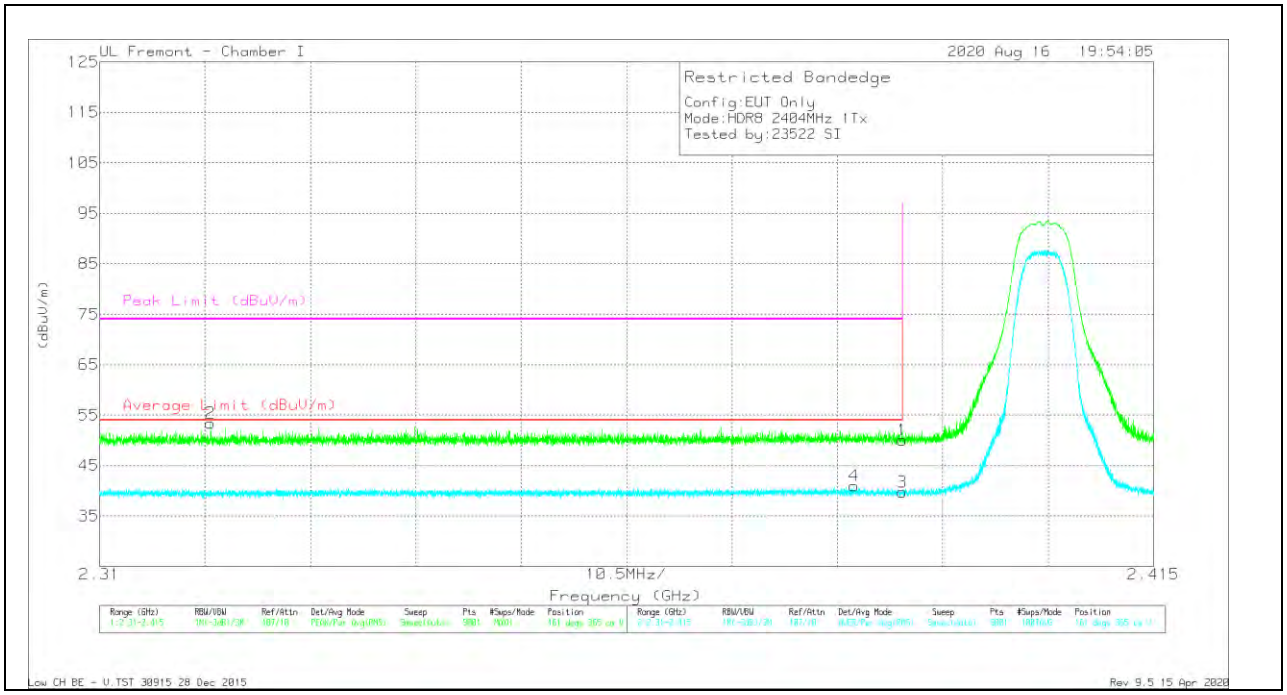

Marker	Frequency (GHz)	Meter Reading (dBuV)	Det	AF T346 (dB/m)	Amp/Cbl/Fltr/Pad (dB)	Corrected Reading (dBuV/m)	Average Limit (dBuV/m)	Margin (dB)	Peak Limit (dBuV/m)	PK Margin (dB)	Azimuth (Degs)	Height (cm)	Polarity
1	* 2.38999	35.32	Pk	32	-17.3	50.02	-	-	74	-23.98	161	365	V
2	* 2.32106	38.86	Pk	31.7	-17.2	53.36	-	-	74	-20.64	161	365	V
3	* 2.38999	25.03	RMS	32	-17.3	39.73	54	-14.27	-	-	161	365	V
4	* 2.38517	26.24	RMS	32	-17.3	40.94	54	-13.06	-	-	161	365	V

* - indicates frequency in CFR47 Pt 15 / IC RSS-Restricted Band
Pk - Peak detector
RMS - RMS detection

UL VERIFICATION SERVICES INC.
47173 Benicia Street, Fremont, CA 94538; USA TEL:(510) 319-4000 FAX:(510) 661-0888
This report shall not be reproduced except in full, without the written approval of UL Verification Services Inc.

BANDEDGE (HIGH CHANNEL)

HORIZONTAL RESULT

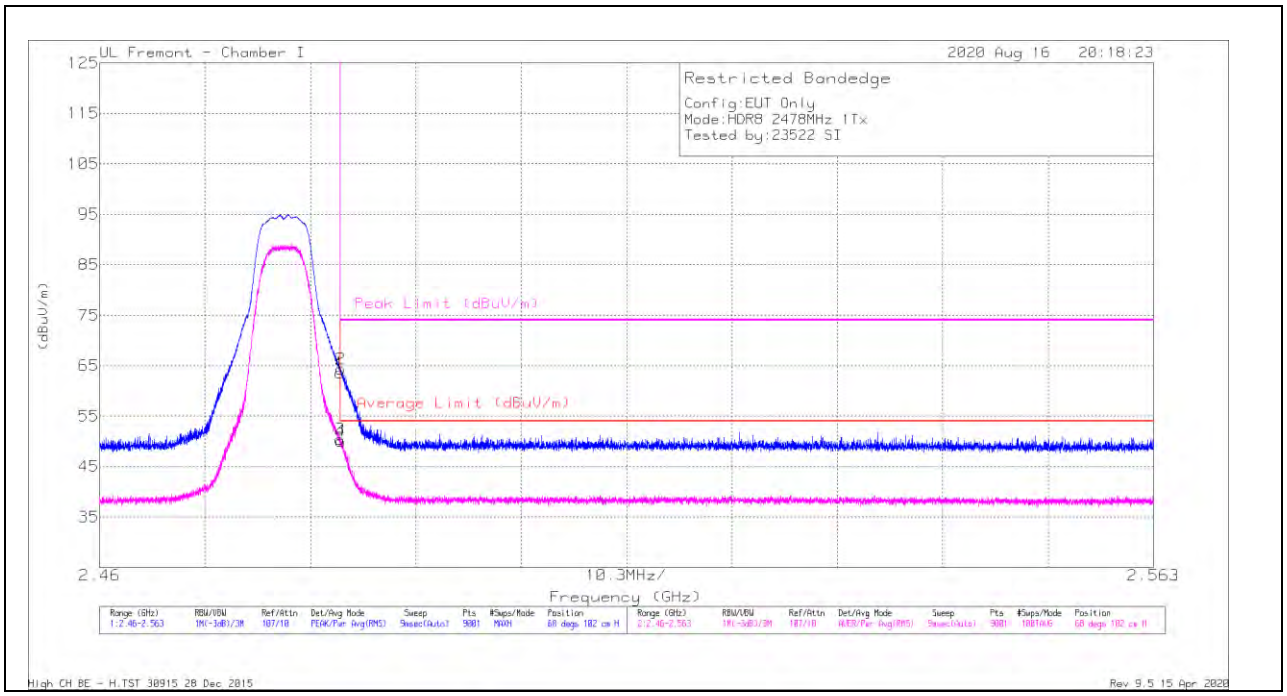

Marker	Frequency (GHz)	Meter Reading (dBuV)	Det	AF T346 (dB/m)	Amp/Cbl/Fltr/Pad (dB)	Corrected Reading (dBuV/m)	Average Limit (dBuV/m)	Margin (dB)	Peak Limit (dBuV/m)	PK Margin (dB)	Azimuth (Degs)	Height (cm)	Polarity
1	* 2.48351	48.83	Pk	32.4	-17.7	63.53	-	-	74	-10.47	68	102	H
2	* 2.48357	49.59	Pk	32.4	-17.7	64.29	-	-	74	-9.71	68	102	H
3	* 2.48351	35.76	RMS	32.4	-17.7	50.46	54	-3.54	-	-	68	102	H
4	* 2.48356	35.4	RMS	32.4	-17.7	50.1	54	-3.9	-	-	68	102	H

* - indicates frequency in CFR47 Pt 15 / IC RSS-Restricted Band
Pk - Peak detector
RMS - RMS detection

UL VERIFICATION SERVICES INC.
47173 Benicia Street, Fremont, CA 94538; USA TEL:(510) 319-4000 FAX:(510) 661-0888
This report shall not be reproduced except in full, without the written approval of UL Verification Services Inc.

VERTICAL RESULT

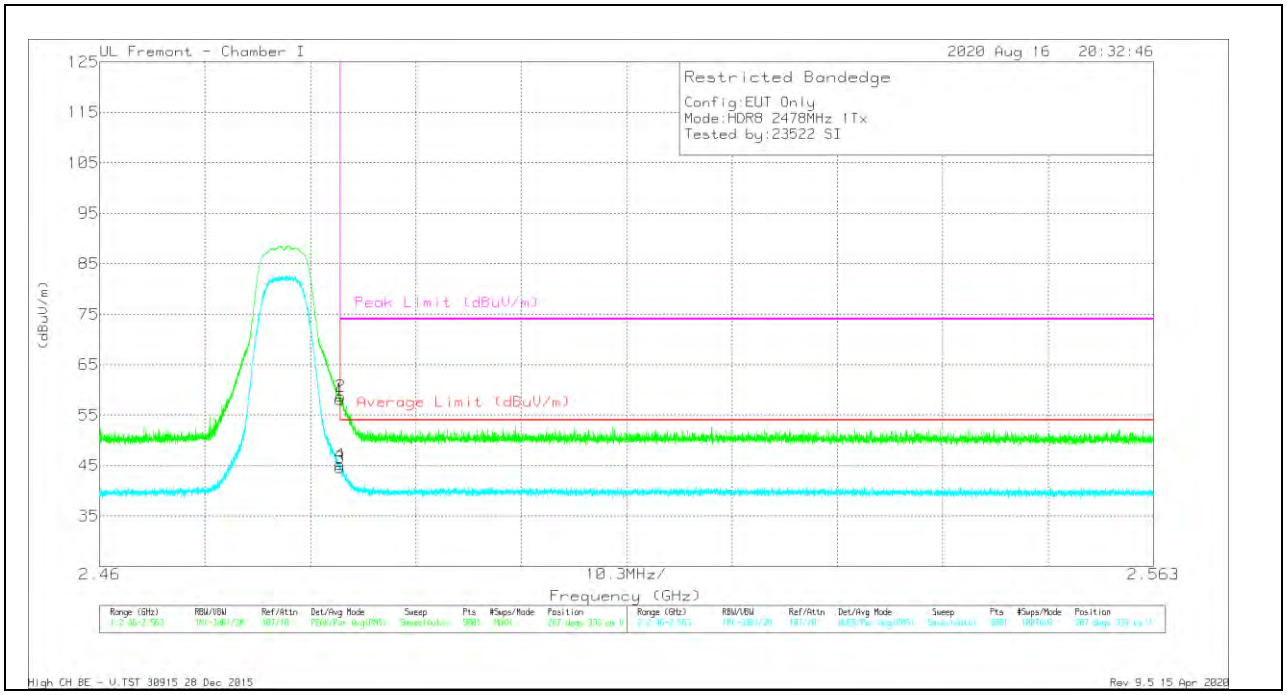

Marker	Frequency (GHz)	Meter Reading (dBuV)	Det	AF T346 (dB/m)	Amp/Cbl/Fltr/Pad (dB)	Corrected Reading (dBuV/m)	Average Limit (dBuV/m)	Margin (dB)	Peak Limit (dBuV/m)	PK Margin (dB)	Azimuth (Degs)	Height (cm)	Polarity
1	* 2.48351	43.39	Pk	32.4	-17.7	58.09	-	-	74	-15.91	287	333	V
2	* 2.48356	44.08	Pk	32.4	-17.7	58.78	-	-	74	-15.22	287	333	V
3	* 2.48351	29.87	RMS	32.4	-17.7	44.57	54	-9.43	-	-	287	333	V
4	* 2.48352	30.55	RMS	32.4	-17.7	45.25	54	-8.75	-	-	287	333	V

* - indicates frequency in CFR47 Pt 15 / IC RSS-Restricted Band
Pk - Peak detector
RMS - RMS detection

UL VERIFICATION SERVICES INC.
47173 Benicia Street, Fremont, CA 94538; USA TEL:(510) 319-4000 FAX:(510) 661-0888
This report shall not be reproduced except in full, without the written approval of UL Verification Services Inc.

ANT 3

BANDEDGE (LOW CHANNEL)

HORIZONTAL RESULT

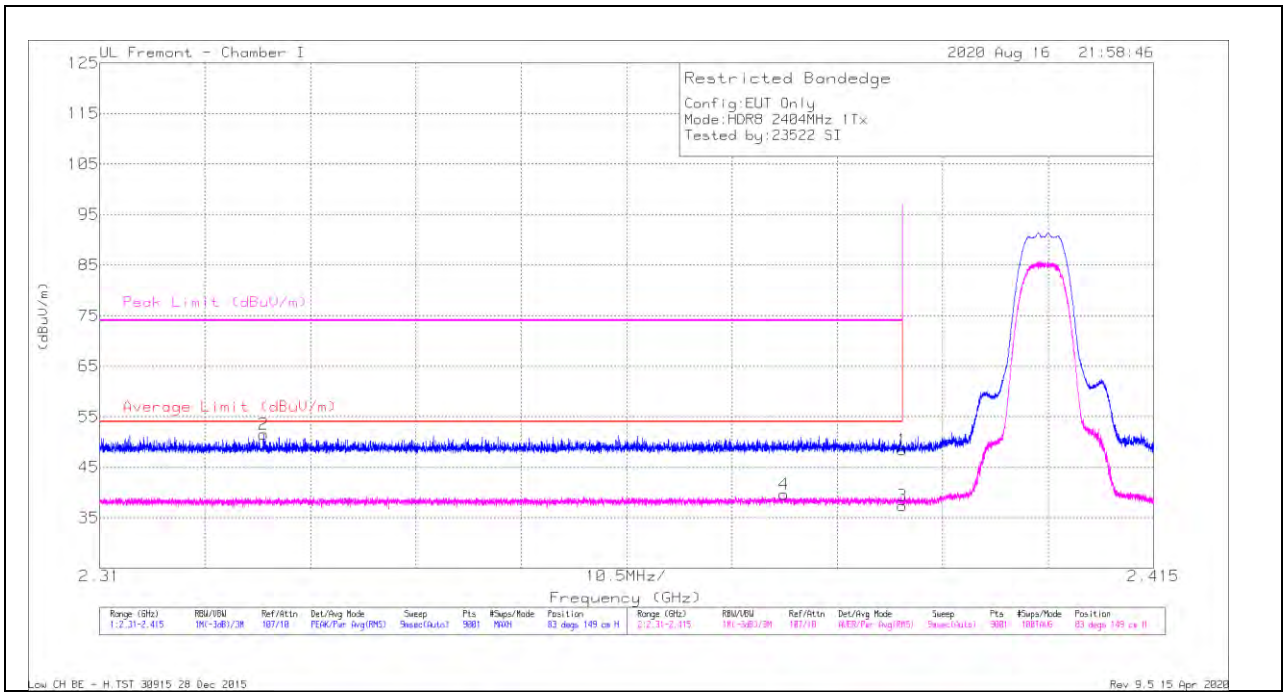

Marker	Frequency (GHz)	Meter Reading (dBuV)	Det	AF T346 (dB/m)	Amp/Cbl/Fltr/Pad (dB)	Corrected Reading (dBuV/m)	Average Limit (dBuV/m)	Margin (dB)	Peak Limit (dBuV/m)	PK Margin (dB)	Azimuth (Degs)	Height (cm)	Polarity
1	* 2.38999	33.7	Pk	32	-17.3	48.4	-	-	74	-25.6	83	149	H
2	* 2.32631	37.04	Pk	31.7	-17.2	51.54	-	-	74	-22.46	83	149	H
3	* 2.38999	22.73	RMS	32	-17.3	37.43	54	-16.57	-	-	83	149	H
4	* 2.37821	24.94	RMS	32	-17.3	39.64	54	-14.36	-	-	83	149	H

* - indicates frequency in CFR47 Pt 15 / IC RSS-Restricted Band
Pk - Peak detector
RMS - RMS detection

UL VERIFICATION SERVICES INC.
47173 Benicia Street, Fremont, CA 94538; USA TEL:(510) 319-4000 FAX:(510) 661-0888
This report shall not be reproduced except in full, without the written approval of UL Verification Services Inc.

VERTICAL RESULT

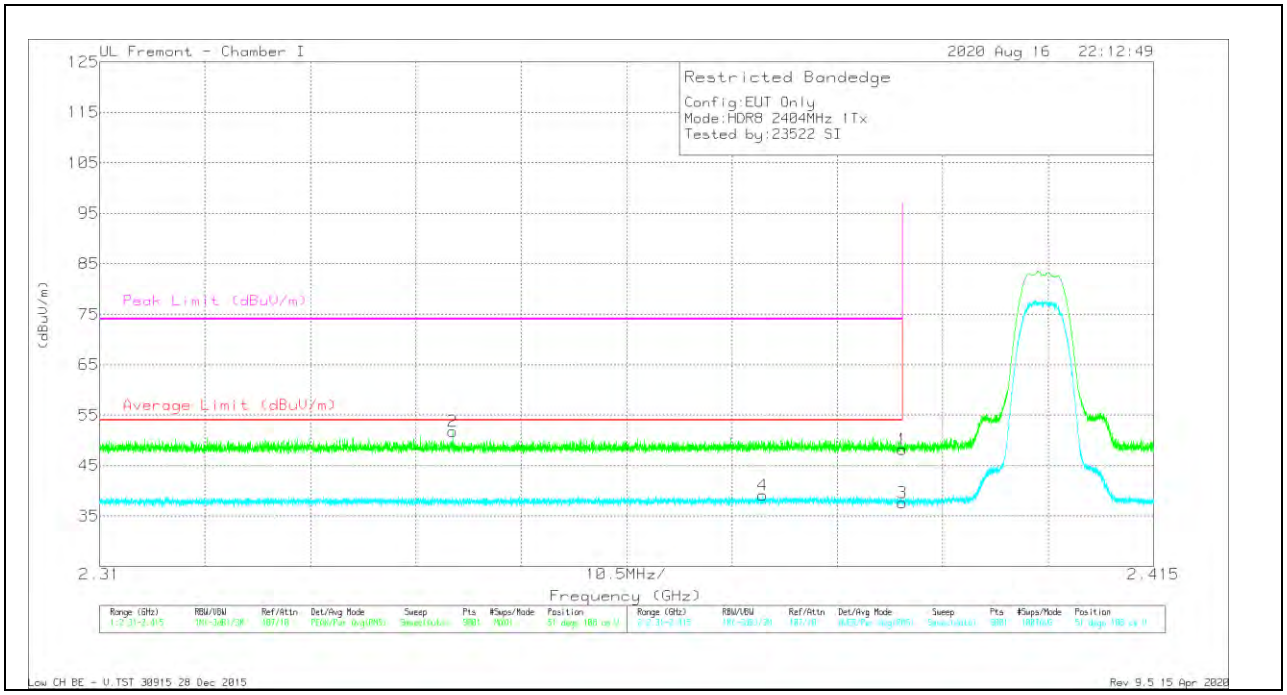

Marker	Frequency (GHz)	Meter Reading (dBuV)	Det	AF T346 (dB/m)	Amp/Cbl/Fltr/Pad (dB)	Corrected Reading (dBuV/m)	Average Limit (dBuV/m)	Margin (dB)	Peak Limit (dBuV/m)	PK Margin (dB)	Azimuth (Degs)	Height (cm)	Polarity
1	* 2.38999	33.53	Pk	32	-17.3	48.23	-	-	74	-25.77	51	108	V
2	* 2.34519	37.16	Pk	31.8	-17.2	51.76	-	-	74	-22.24	51	108	V
3	* 2.38999	22.9	RMS	32	-17.3	37.6	54	-16.4	-	-	51	108	V
4	* 2.37606	24.48	RMS	31.9	-17.3	39.08	54	-14.92	-	-	51	108	V

* - indicates frequency in CFR47 Pt 15 / IC RSS-Restricted Band
Pk - Peak detector
RMS - RMS detection

UL VERIFICATION SERVICES INC.
47173 Benicia Street, Fremont, CA 94538; USA TEL:(510) 319-4000 FAX:(510) 661-0888
This report shall not be reproduced except in full, without the written approval of UL Verification Services Inc.

BANDEDGE (HIGH CHANNEL)

HORIZONTAL RESULT

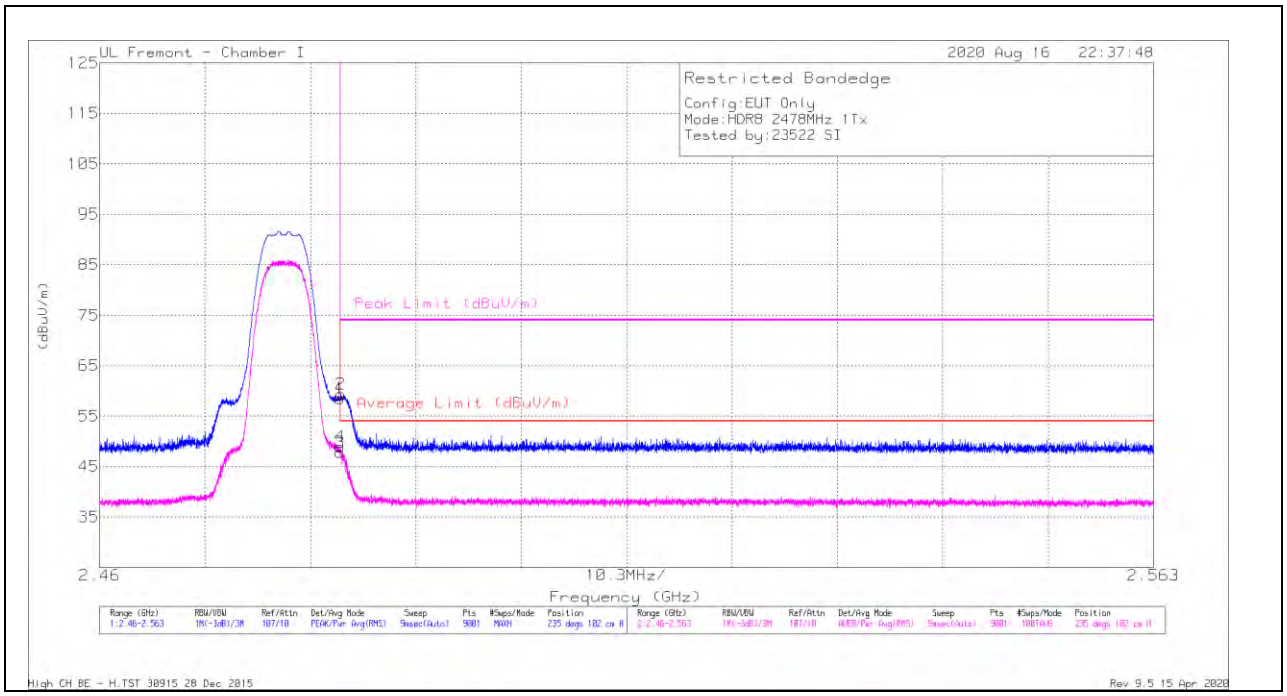

Marker	Frequency (GHz)	Meter Reading (dBuV)	Det	AF T346 (dB/m)	Amp/Cbl/Fltr/Pad (dB)	Corrected Reading (dBuV/m)	Average Limit (dBuV/m)	Margin (dB)	Peak Limit (dBuV/m)	PK Margin (dB)	Azimuth (Degs)	Height (cm)	Polarity
1	* 2.48351	43.81	Pk	32.4	-17.7	58.51	-	-	74	-15.49	235	102	H
2	* 2.48354	44.64	Pk	32.4	-17.7	59.34	-	-	74	-14.66	235	102	H
3	* 2.48351	33.12	RMS	32.4	-17.7	47.82	54	-6.18	-	-	235	102	H
4	* 2.48352	34.17	RMS	32.4	-17.7	48.87	54	-5.13	-	-	235	102	H

* - indicates frequency in CFR47 Pt 15 / IC RSS-Restricted Band
Pk - Peak detector
RMS - RMS detection

UL VERIFICATION SERVICES INC.
47173 Benicia Street, Fremont, CA 94538; USA TEL:(510) 319-4000 FAX:(510) 661-0888
This report shall not be reproduced except in full, without the written approval of UL Verification Services Inc.

VERTICAL RESULT

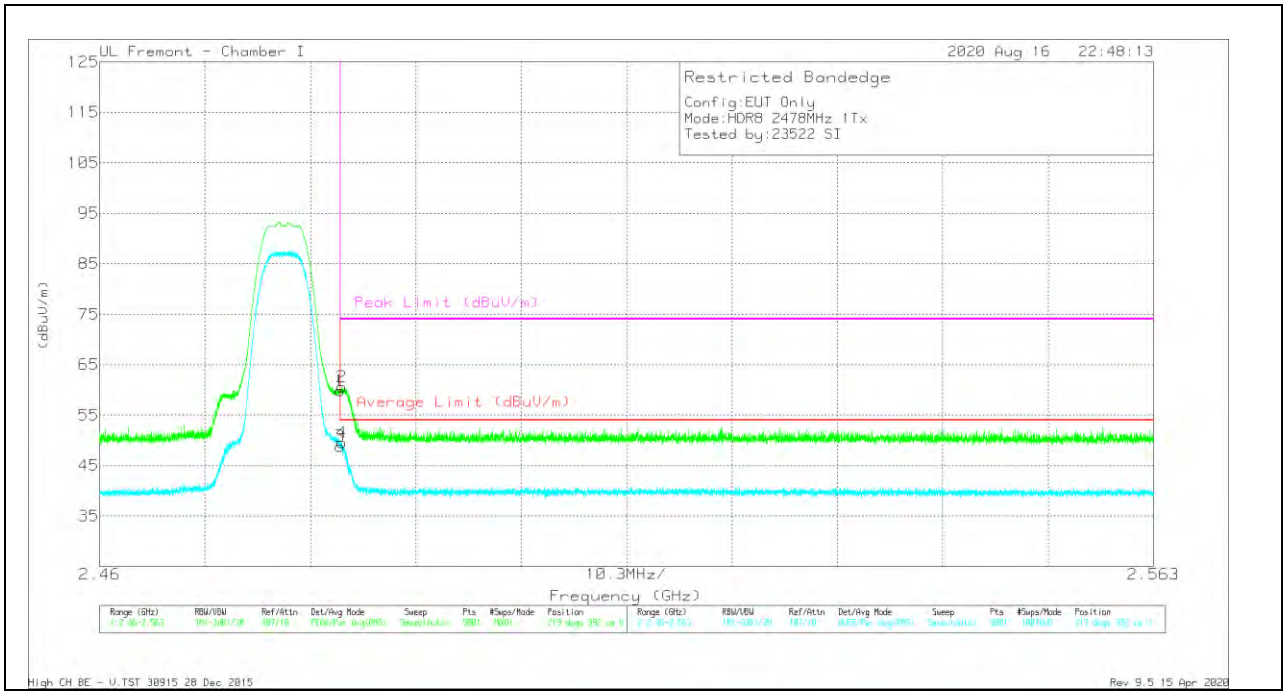

Marker	Frequency (GHz)	Meter Reading (dBuV)	Det	AF T346 (dB/m)	Amp/Cbl/Fltr/Pad (dB)	Corrected Reading (dBuV/m)	Average Limit (dBuV/m)	Margin (dB)	Peak Limit (dBuV/m)	PK Margin (dB)	Azimuth (Degs)	Height (cm)	Polarity
1	* 2.48351	45.15	Pk	32.4	-17.7	59.85	-	-	74	-14.15	219	392	V
2	* 2.4837	45.91	Pk	32.4	-17.7	60.61	-	-	74	-13.39	219	392	V
3	* 2.48351	34.06	RMS	32.4	-17.7	48.76	54	-5.24	-	-	219	392	V
4	* 2.48365	34.86	RMS	32.4	-17.7	49.56	54	-4.44	-	-	219	392	V

* - indicates frequency in CFR47 Pt 15 / IC RSS-Restricted Band
Pk - Peak detector
RMS - RMS detection

UL VERIFICATION SERVICES INC.
47173 Benicia Street, Fremont, CA 94538; USA TEL:(510) 319-4000 FAX:(510) 661-0888
This report shall not be reproduced except in full, without the written approval of UL Verification Services Inc.

10.2.8. LOW POWER HDR TXBF (HDR8)

BANDEDGE (LOW CHANNEL)

HORIZONTAL RESULT

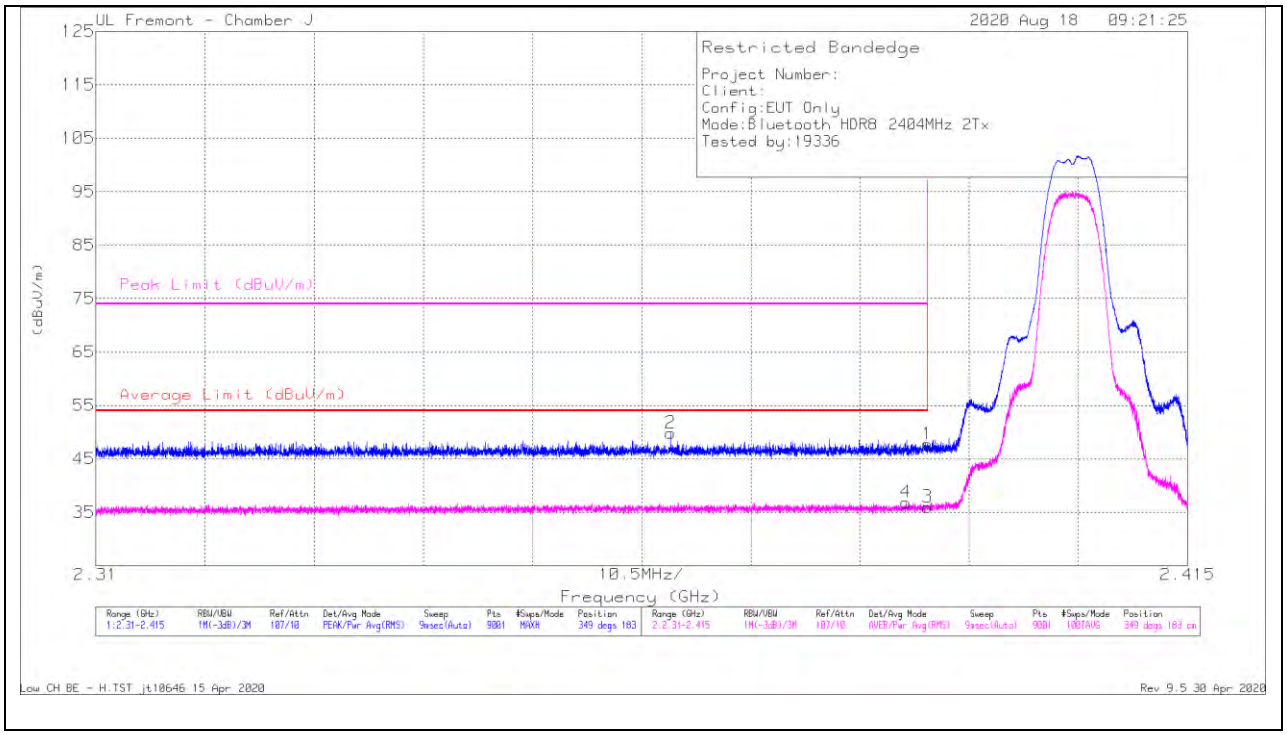

Marker	Frequency (GHz)	Meter Reading (dBuV)	Det	AF T963 (dB/m)	Amp/Cbl/Fltr/Pad (dB)	Corrected Reading (dBuV/m)	Average Limit (dBuV/m)	Margin (dB)	Peak Limit (dBuV/m)	PK Margin (dB)	Azimuth (Degs)	Height (cm)	Polarity
1	* 2.38999	44.21	Pk	29	-25.5	47.71	-	-	74	-26.29	349	183	H
2	* 2.36529	46.34	Pk	29	-25.5	49.84	-	-	74	-24.16	349	183	H
3	* 2.38999	32.48	RMS	29	-25.5	35.98	54	-18.02	-	-	349	183	H
4	* 2.38792	33.36	RMS	29	-25.5	36.86	54	-17.14	-	-	349	183	H

* - indicates frequency in CFR47 Pt 15 / IC RSS-Restricted Band
Pk - Peak detector
RMS - RMS detection

UL VERIFICATION SERVICES INC.
47173 Benicia Street, Fremont, CA 94538; USA TEL:(510) 319-4000 FAX:(510) 661-0888
This report shall not be reproduced except in full, without the written approval of UL Verification Services Inc.

VERTICAL RESULT

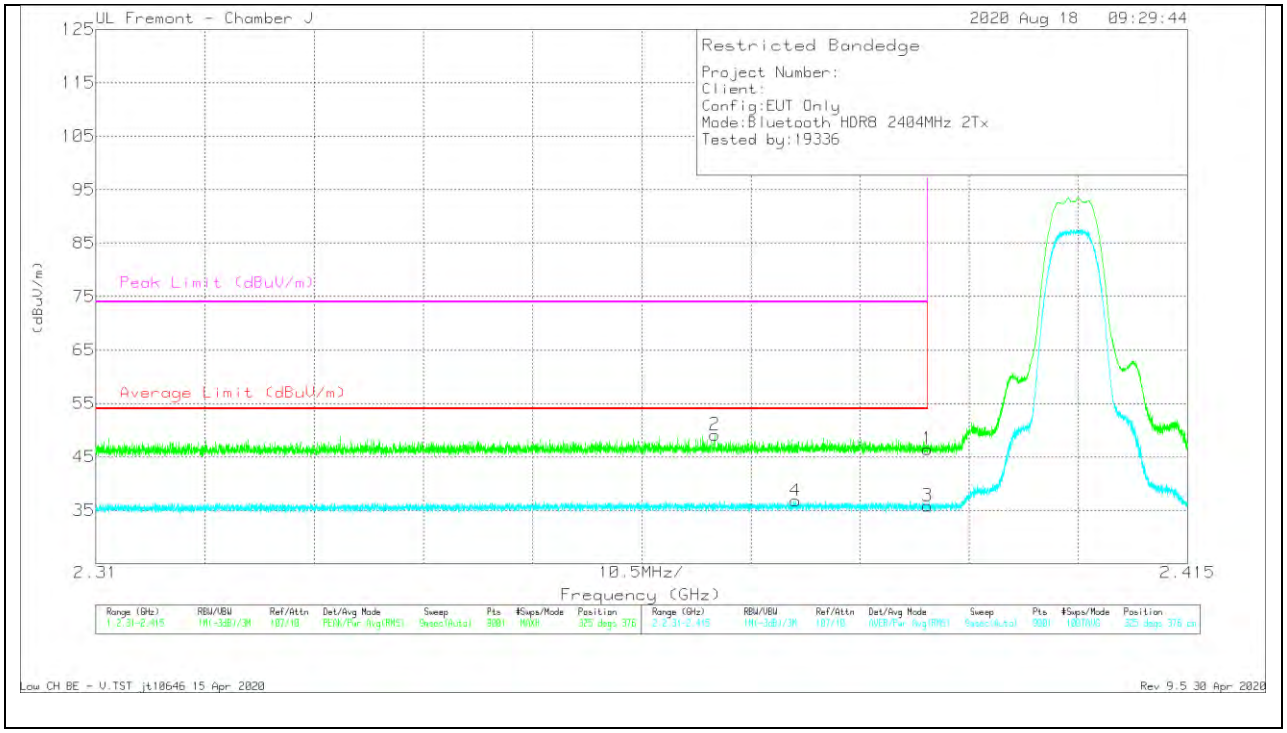

Marker	Frequency (GHz)	Meter Reading (dBuV)	Det	AF T963 (dB/m)	Amp/Cbl/Fltr/Pad (dB)	Corrected Reading (dBuV/m)	Average Limit (dBuV/m)	Margin (dB)	Peak Limit (dBuV/m)	PK Margin (dB)	Azimuth (Degs)	Height (cm)	Polarity
1	* 2.38999	42.96	Pk	29	-25.5	46.46	-	-	74	-27.54	325	376	V
2	* 2.36954	45.64	Pk	29	-25.5	49.14	-	-	74	-24.86	325	376	V
3	* 2.38999	32.35	RMS	29	-25.5	35.85	54	-18.15	-	-	325	376	V
4	* 2.37731	33.3	RMS	29	-25.5	36.8	54	-17.2	-	-	325	376	V

* - indicates frequency in CFR47 Pt 15 / IC RSS-Restricted Band
Pk - Peak detector
RMS - RMS detection

UL VERIFICATION SERVICES INC.
47173 Benicia Street, Fremont, CA 94538; USA TEL:(510) 319-4000 FAX:(510) 661-0888
This report shall not be reproduced except in full, without the written approval of UL Verification Services Inc.

BANDEDGE (HIGH CHANNEL)

HORIZONTAL RESULT

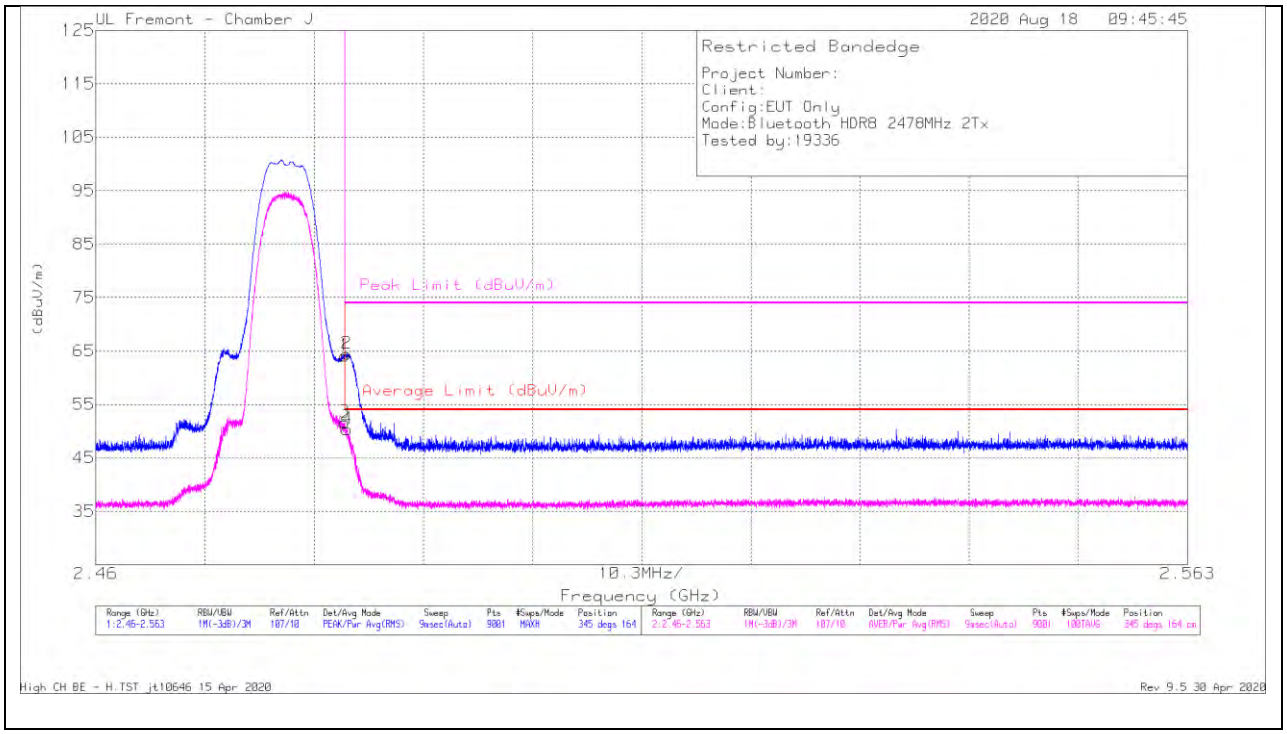

Marker	Frequency (GHz)	Meter Reading (dBuV)	Det	AF T963 (dB/m)	Amp/Cbl/Fltr/Pad (dB)	Corrected Reading (dBuV/m)	Average Limit (dBuV/m)	Margin (dB)	Peak Limit (dBuV/m)	PK Margin (dB)	Azimuth (Degs)	Height (cm)	Polarity
1	* 2.48351	60.14	Pk	29.5	-25.5	64.14	-	-	74	-9.86	345	164	H
2	* 2.48368	60.51	Pk	29.5	-25.5	64.51	-	-	74	-9.49	345	164	H
3	* 2.48351	47.69	RMS	29.5	-25.5	51.69	54	-2.31	-	-	345	164	H
4	* 2.4837	46.37	RMS	29.5	-25.5	50.37	54	-3.63	-	-	345	164	H

* - indicates frequency in CFR47 Pt 15 / IC RSS-Restricted Band
Pk - Peak detector
RMS - RMS detection

UL VERIFICATION SERVICES INC.
47173 Benicia Street, Fremont, CA 94538; USA TEL:(510) 319-4000 FAX:(510) 661-0888
This report shall not be reproduced except in full, without the written approval of UL Verification Services Inc.

VERTICAL RESULT

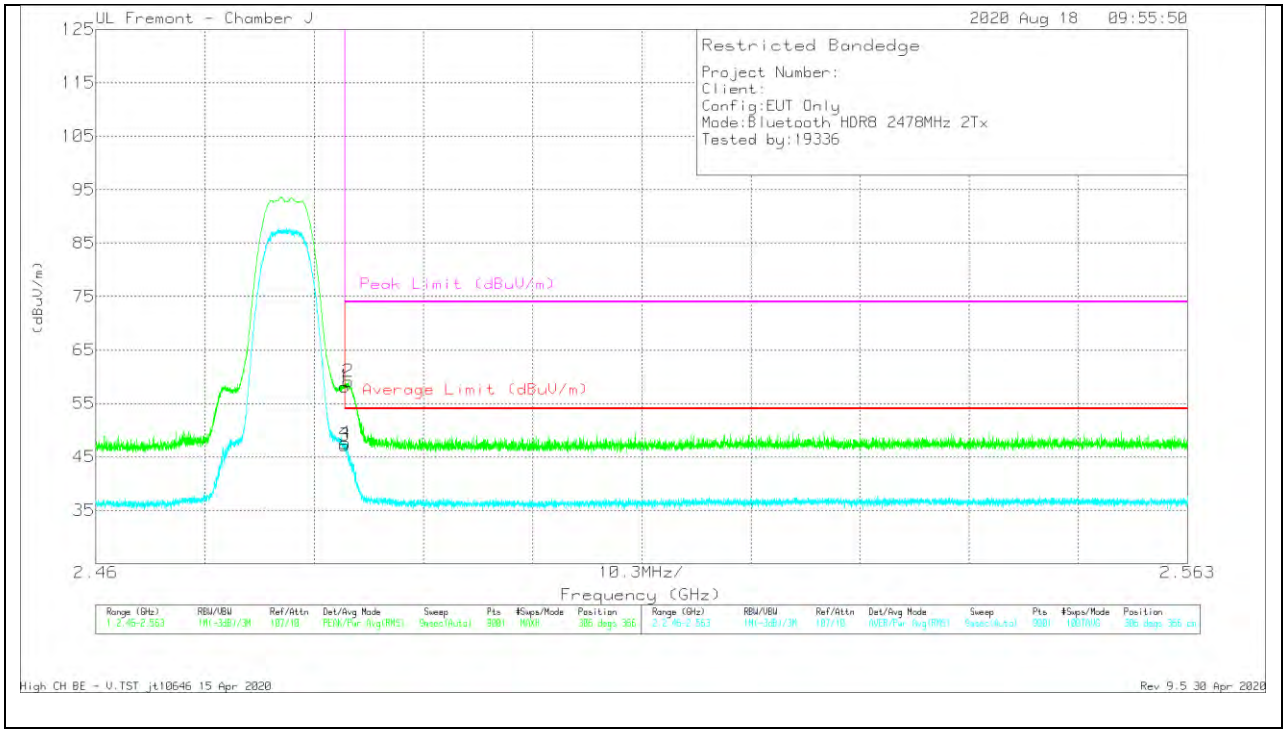

Marker	Frequency (GHz)	Meter Reading (dBuV)	Det	AF T963 (dB/m)	Amp/Cbl/Fltr/Pad (dB)	Corrected Reading (dBuV/m)	Average Limit (dBuV/m)	Margin (dB)	Peak Limit (dBuV/m)	PK Margin (dB)	Azimuth (Degs)	Height (cm)	Polarity
1	* 2.48351	54.14	Pk	29.5	-25.5	58.14	-	-	74	-15.86	306	366	V
2	* 2.48383	55.1	Pk	29.5	-25.5	59.1	-	-	74	-14.9	306	366	V
3	* 2.48351	43.19	RMS	29.5	-25.5	47.19	54	-6.81	-	-	306	366	V
4	* 2.48352	43.6	RMS	29.5	-25.5	47.6	54	-6.4	-	-	306	366	V

* - indicates frequency in CFR47 Pt 15 / IC RSS-Restricted Band
Pk - Peak detector
RMS - RMS detection

UL VERIFICATION SERVICES INC.
47173 Benicia Street, Fremont, CA 94538; USA TEL:(510) 319-4000 FAX:(510) 661-0888
This report shall not be reproduced except in full, without the written approval of UL Verification Services Inc.

10.2.9. HIGH POWER HARMONICS AND SPURIOUS EMISSIONS TXBF HDR8

LOW CHANNEL RESULTS

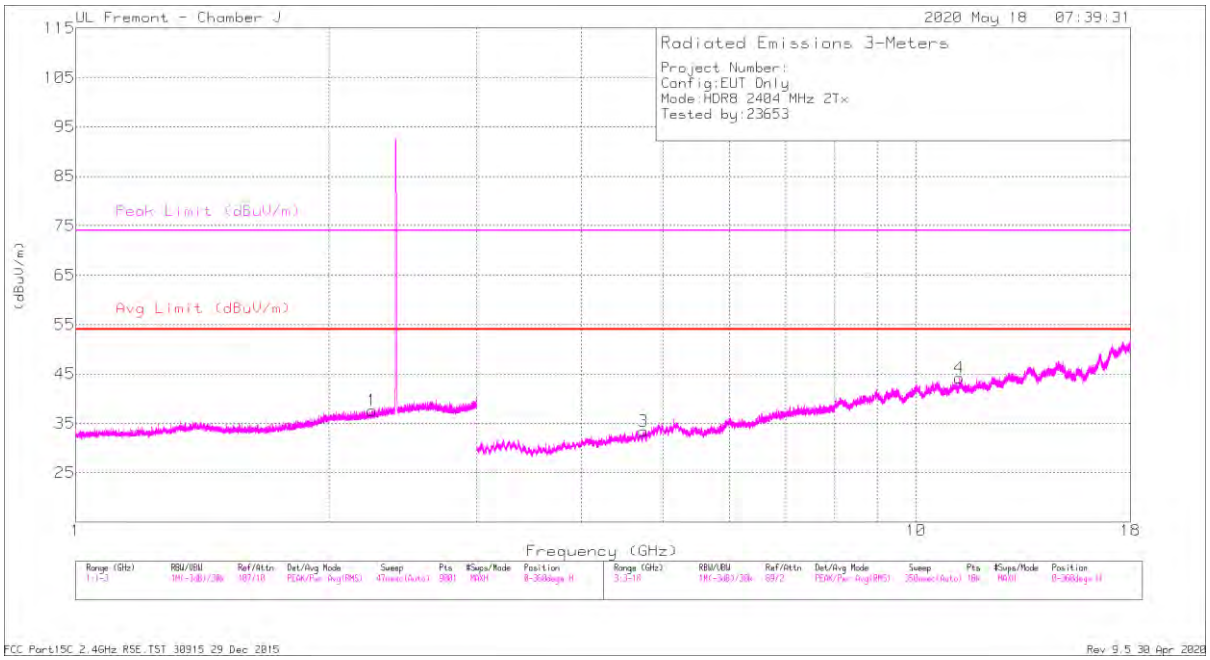

HORIZONTAL

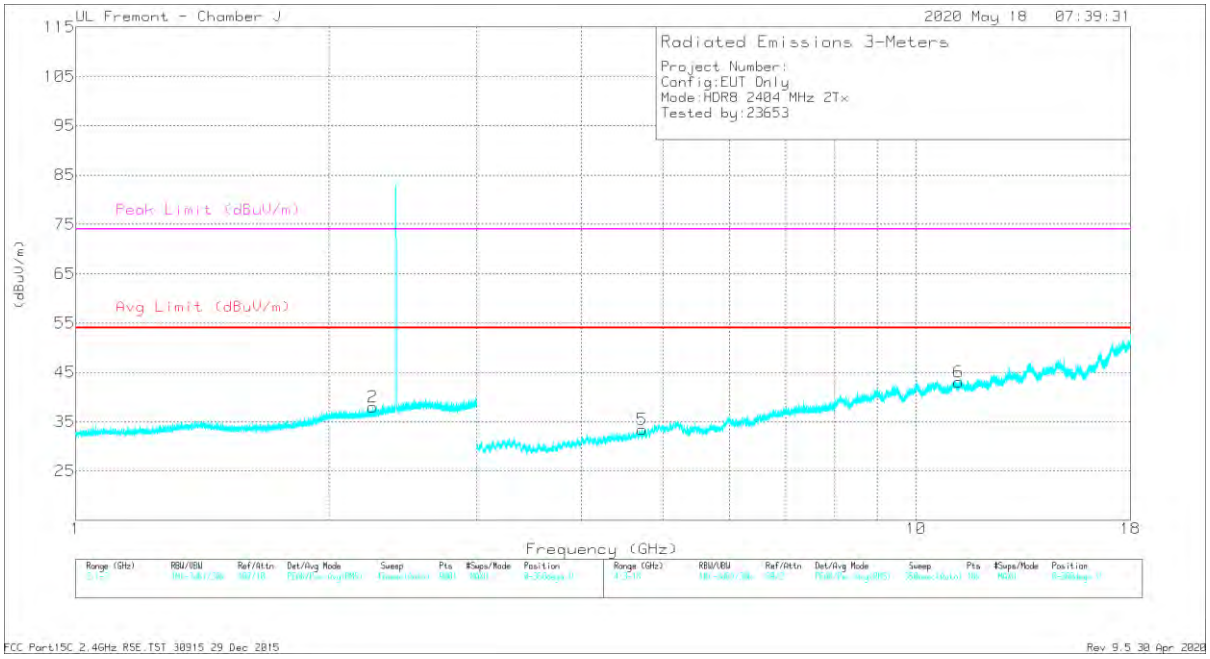

VERTICAL

UL VERIFICATION SERVICES INC.
47173 Benicia Street, Fremont, CA 94538; USA TEL:(510) 319-4000 FAX:(510) 661-0888
This report shall not be reproduced except in full, without the written approval of UL Verification Services Inc.

RADIATED EMISSIONS

Marker	Frequency (GHz)	Meter Reading (dBuV)	Det	AF T963 (dB/m)	Amp/Cbl/Fltr/Pad (dB)	Corrected Reading (dBuV/m)	Avg Limit (dBuV/m)	Margin (dB)	Peak Limit (dBuV/m)	PK Margin (dB)	Azimuth (Degs)	Height (cm)	Polarity
1	* 2.2521	43.04	PK2	28.3	-25.6	45.74	-	-	74	-28.26	113	141	H
	* 2.25464	32.08	MAv1	28.3	-25.6	34.78	54	-19.22	-	-	113	141	H
2	* 2.25547	42.6	PK2	28.3	-25.6	45.3	-	-	74	-28.7	37	247	V
	* 2.25521	32.17	MAv1	28.3	-25.6	34.87	54	-19.13	-	-	37	247	V
3	* 4.74345	39.33	PK2	32.9	-30.5	41.73	-	-	74	-32.27	198	311	H
	* 4.74086	28.62	MAv1	32.9	-30.6	30.92	54	-23.08	-	-	198	311	H
4	* 11.25523	34.13	PK2	39.6	-22.8	50.93	-	-	74	-23.07	279	187	H
	* 11.25575	23.89	MAv1	39.6	-22.8	40.69	54	-13.31	-	-	279	187	H
5	* 4.7211	38.9	PK2	32.7	-30.8	40.8	-	-	74	-33.2	130	231	V
	* 4.72028	28.42	MAv1	32.7	-30.8	30.32	54	-23.68	-	-	130	231	V
6	* 11.24758	34.7	PK2	39.7	-22.8	51.6	-	-	74	-22.4	235	188	V
	* 11.24923	24	MAv1	39.7	-22.8	40.9	54	-13.1	-	-	235	188	V

* - indicates frequency in CFR47 Pt 15 / IC RSS-Restricted Band
PK2 - KDB558074 Method: Maximum Peak
MAv1 - KDB558074 Option 1 Maximum RMS Average

UL VERIFICATION SERVICES INC.
47173 Benicia Street, Fremont, CA 94538; USA TEL:(510) 319-4000 FAX:(510) 661-0888
This report shall not be reproduced except in full, without the written approval of UL Verification Services Inc.

MID CHANNEL RESULTS

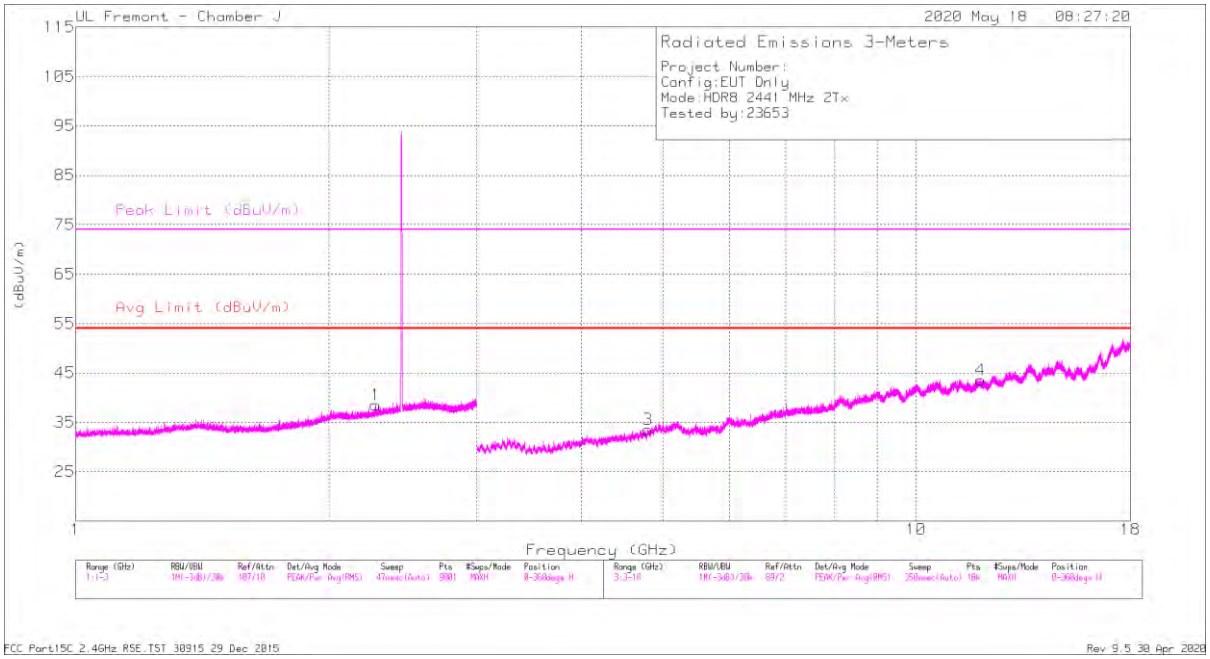

HORIZONTAL

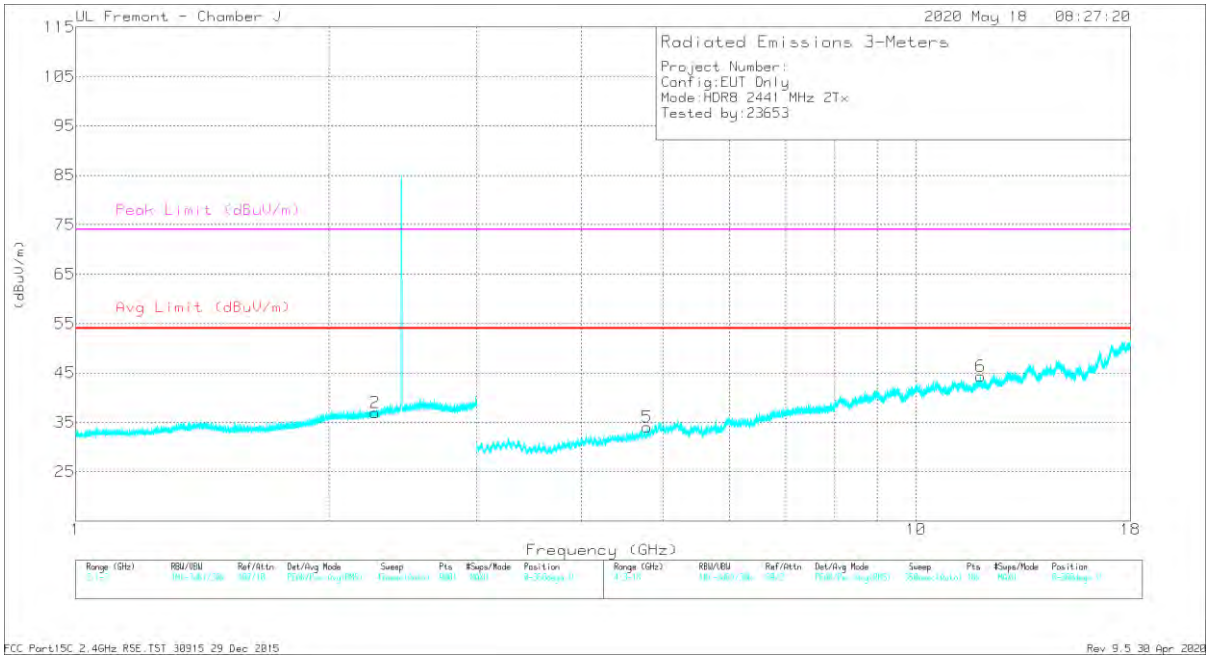

VERTICAL

UL VERIFICATION SERVICES INC.
47173 Benicia Street, Fremont, CA 94538; USA TEL:(510) 319-4000 FAX:(510) 661-0888

This report shall not be reproduced except in full, without the written approval of UL Verification Services Inc.

RADIATED EMISSIONS

Marker	Frequency (GHz)	Meter Reading (dBuV)	Det	AF T963 (dB/m)	Amp/Cbl/Fltr/Pad (dB)	Corrected Reading (dBuV/m)	Avg Limit (dBuV/m)	Margin (dB)	Peak Limit (dBuV/m)	PK Margin (dB)	Azimuth (Degs)	Height (cm)	Polarity
1	* 2.27226	42.34	PK2	28.4	-25.6	45.14	-	-	74	-28.86	359	273	H
	* 2.27399	32.08	MAv1	28.4	-25.6	34.88	54	-19.12	-	-	359	273	H
2	* 2.27283	41.83	PK2	28.4	-25.6	44.63	-	-	74	-29.37	91	121	V
	* 2.27229	32.17	MAv1	28.4	-25.6	34.97	54	-19.03	-	-	91	121	V
3	* 4.79909	39.09	PK2	33.2	-30.8	41.49	-	-	74	-32.51	201	166	H
	* 4.8021	28.68	MAv1	33.2	-30.8	31.08	54	-22.92	-	-	201	166	H
4	* 11.93409	33.79	PK2	39.5	-22	51.29	-	-	74	-22.71	117	212	H
	* 11.93017	23.39	MAv1	39.4	-22	40.79	54	-13.21	-	-	117	212	H
5	* 4.78403	39.04	PK2	33.1	-30.9	41.24	-	-	74	-32.76	228	173	V
	* 4.78675	28.46	MAv1	33.2	-30.9	30.76	54	-23.24	-	-	228	173	V
6	* 11.94395	33.58	PK2	39.4	-22.1	50.88	-	-	74	-23.12	90	181	V
	* 11.94362	22.99	MAv1	39.4	-22.1	40.29	54	-13.71	-	-	90	181	V

* - indicates frequency in CFR47 Pt 15 / IC RSS-Restricted Band
PK2 - KDB558074 Method: Maximum Peak
MAv1 - KDB558074 Option 1 Maximum RMS Average

UL VERIFICATION SERVICES INC.
47173 Benicia Street, Fremont, CA 94538; USA TEL:(510) 319-4000 FAX:(510) 661-0888
This report shall not be reproduced except in full, without the written approval of UL Verification Services Inc.

HIGH CHANNEL RESULTS

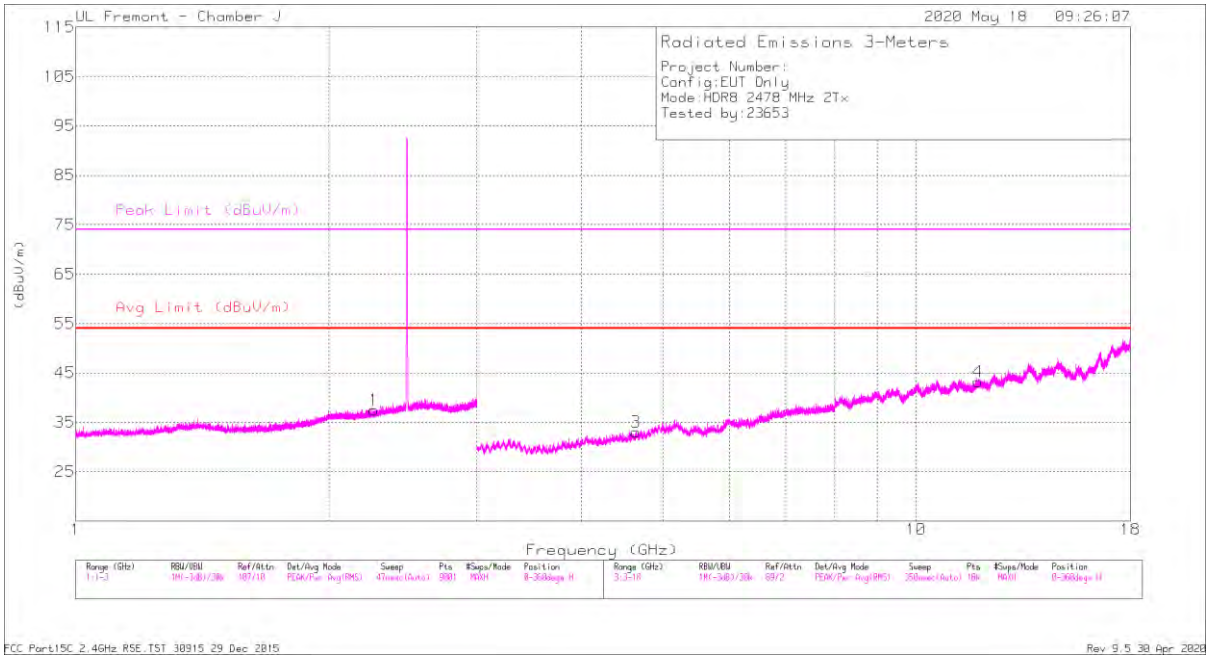

HORIZONTAL

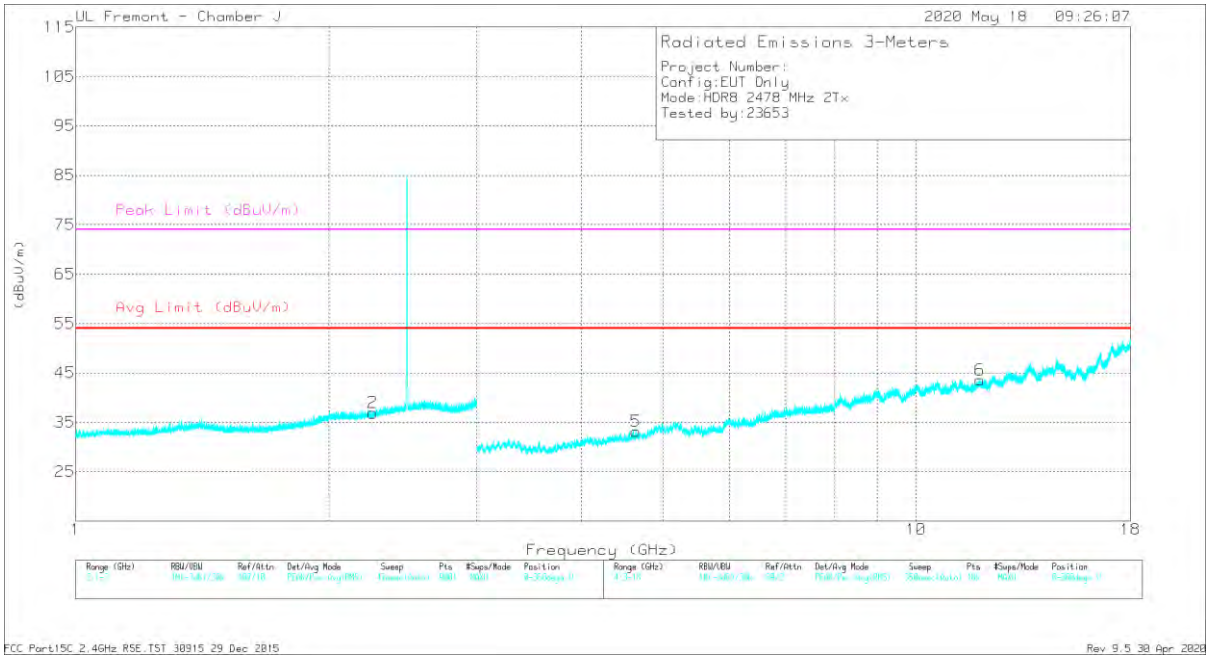

VERTICAL

UL VERIFICATION SERVICES INC.
47173 Benicia Street, Fremont, CA 94538; USA TEL:(510) 319-4000 FAX:(510) 661-0888

This report shall not be reproduced except in full, without the written approval of UL Verification Services Inc.

RADIATED EMISSIONS

Marker	Frequency (GHz)	Meter Reading (dBuV)	Det	AF T963 (dB/m)	Amp/Cbl/Fltr/Pad (dB)	Corrected Reading (dBuV/m)	Avg Limit (dBuV/m)	Margin (dB)	Peak Limit (dBuV/m)	PK Margin (dB)	Azimuth (Degs)	Height (cm)	Polarity
1	* 2.26535	42.12	PK2	28.3	-25.5	44.92	-	-	74	-29.08	18	272	H
	* 2.26379	32.12	MAv1	28.3	-25.6	34.82	54	-19.18	-	-	18	272	H
2	* 2.25744	43.88	PK2	28.3	-25.6	46.58	-	-	74	-27.42	130	345	V
	* 2.25445	32.16	MAv1	28.3	-25.6	34.86	54	-19.14	-	-	130	345	V
3	* 4.64516	38.98	PK2	32.7	-30.8	40.88	-	-	74	-33.12	226	136	H
	* 4.6447	28.82	MAv1	32.7	-30.8	30.72	54	-23.28	-	-	226	136	H
4	* 11.84925	34.02	PK2	39.3	-21.7	51.62	-	-	74	-22.38	137	184	H
	* 11.84979	23.47	MAv1	39.3	-21.7	41.07	54	-12.93	-	-	137	184	H
5	* 4.64045	39.46	PK2	32.7	-30.8	41.36	-	-	74	-32.64	251	215	V
	* 4.63866	29.03	MAv1	32.7	-30.9	30.83	54	-23.17	-	-	251	215	V
6	* 11.91956	34.27	PK2	39.4	-22	51.67	-	-	74	-22.33	182	232	V
	* 11.92019	23.28	MAv1	39.4	-22	40.68	54	-13.32	-	-	182	232	V

* - indicates frequency in CFR47 Pt 15 / IC RSS-Restricted Band
PK2 - KDB558074 Method: Maximum Peak
MAv1 - KDB558074 Option 1 Maximum RMS Average

UL VERIFICATION SERVICES INC.
47173 Benicia Street, Fremont, CA 94538; USA TEL:(510) 319-4000 FAX:(510) 661-0888
This report shall not be reproduced except in full, without the written approval of UL Verification Services Inc.

10.3. WORST CASE BELOW 1 GHz

SPURIOUS EMISSIONS 30 TO 1000 MHz (WORST-CASE CONFIGURATION)

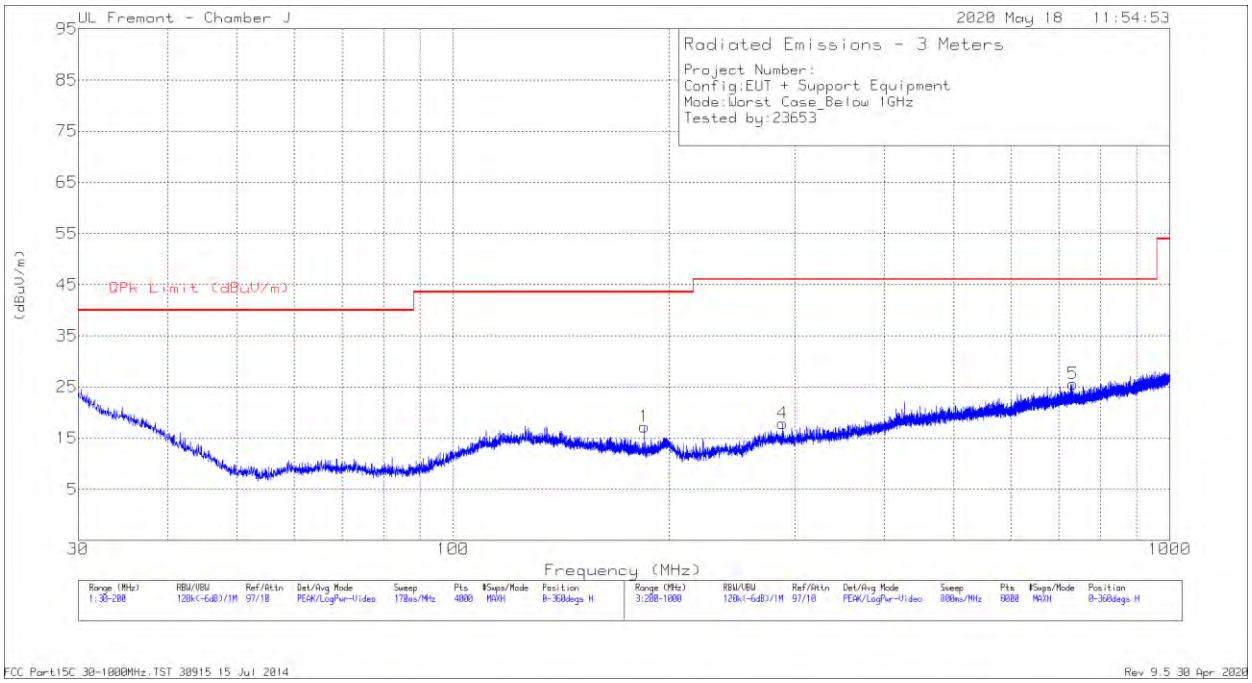

HORIZONTAL

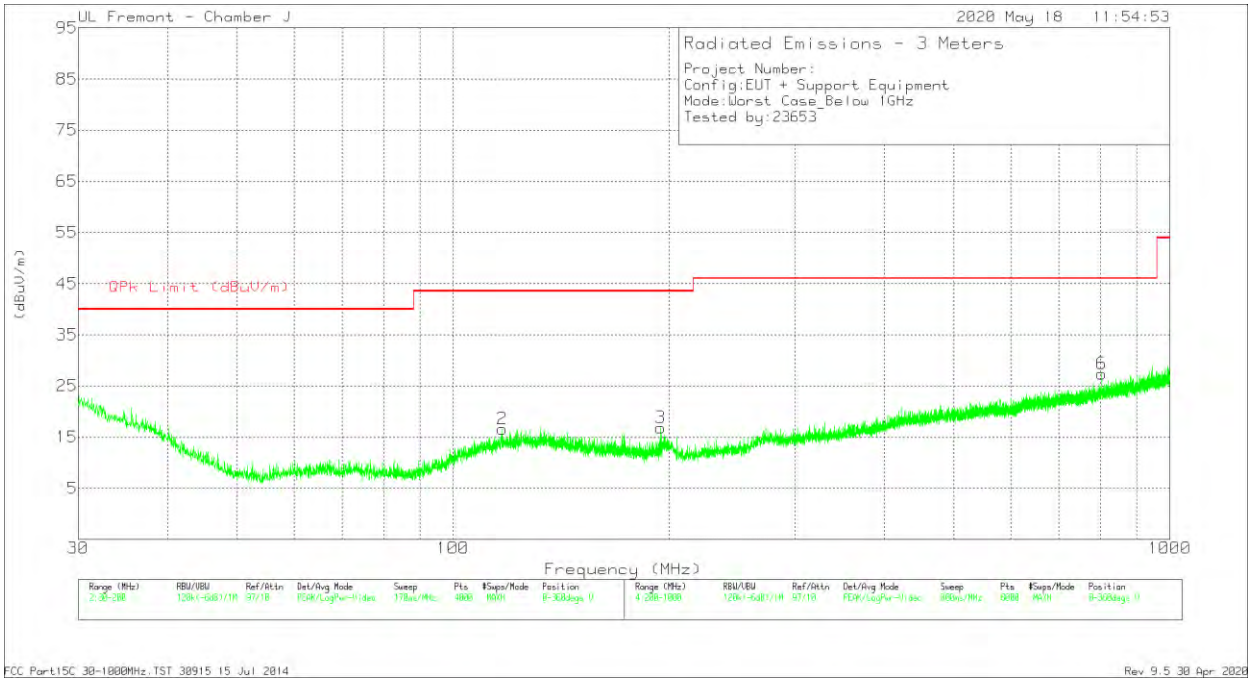

VERTICAL

UL VERIFICATION SERVICES INC.
47173 Benicia Street, Fremont, CA 94538; USA TEL:(510) 319-4000 FAX:(510) 661-0888
This report shall not be reproduced except in full, without the written approval of UL Verification Services Inc.

Below 1GHz Data

Marker	Frequency (MHz)	Meter Reading (dBuV)	Det	AF T899 (dB/m)	Amp Cbl (dB)	Corrected Reading (dBuV/m)	QPk Limit (dBuV/m)	Margin (dB)	Azimuth (Degs)	Height (cm)	Polarity
1	184.8676	30.62	Pk	17.1	-30.5	17.22	43.52	-26.3	0-360	196	H
2	* 117.105	28.21	Pk	19.3	-30.9	16.61	43.52	-26.91	0-360	100	V
3	194.6876	29.52	Pk	17.8	-30.5	16.82	43.52	-26.7	0-360	100	V
4	288.5115	28.89	Pk	19.1	-30.1	17.89	46.02	-28.13	0-360	299	H
5	733.0693	28.07	Pk	26.3	-28.8	25.57	46.02	-20.45	0-360	299	H
6	802.9784	28.58	Pk	27.2	-28.4	27.38	46.02	-18.64	0-360	299	V

* - indicates frequency in CFR47 Pt 15 / IC RSS-Restricted Band
Pk - Peak detector

FCC Part15C 30-1000MHz.TST 30915 15 Jul 2014
Rev 9.5 30 Apr 2020

UL VERIFICATION SERVICES INC.
47173 Benicia Street, Fremont, CA 94538; USA TEL:(510) 319-4000 FAX:(510) 661-0888
This report shall not be reproduced except in full, without the written approval of UL Verification Services Inc.

10.4. WORST CASE 18-26 GHz

SPURIOUS EMISSIONS 18-26 GHz (WORST-CASE CONFIGURATION)

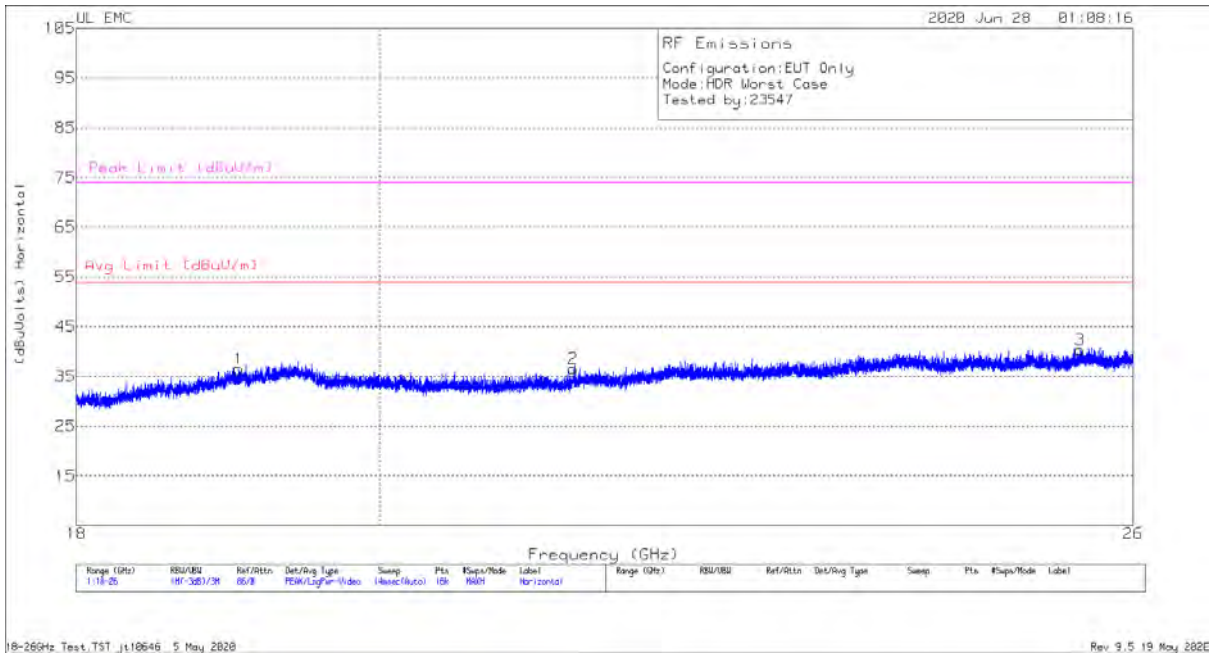

HORIZONTAL

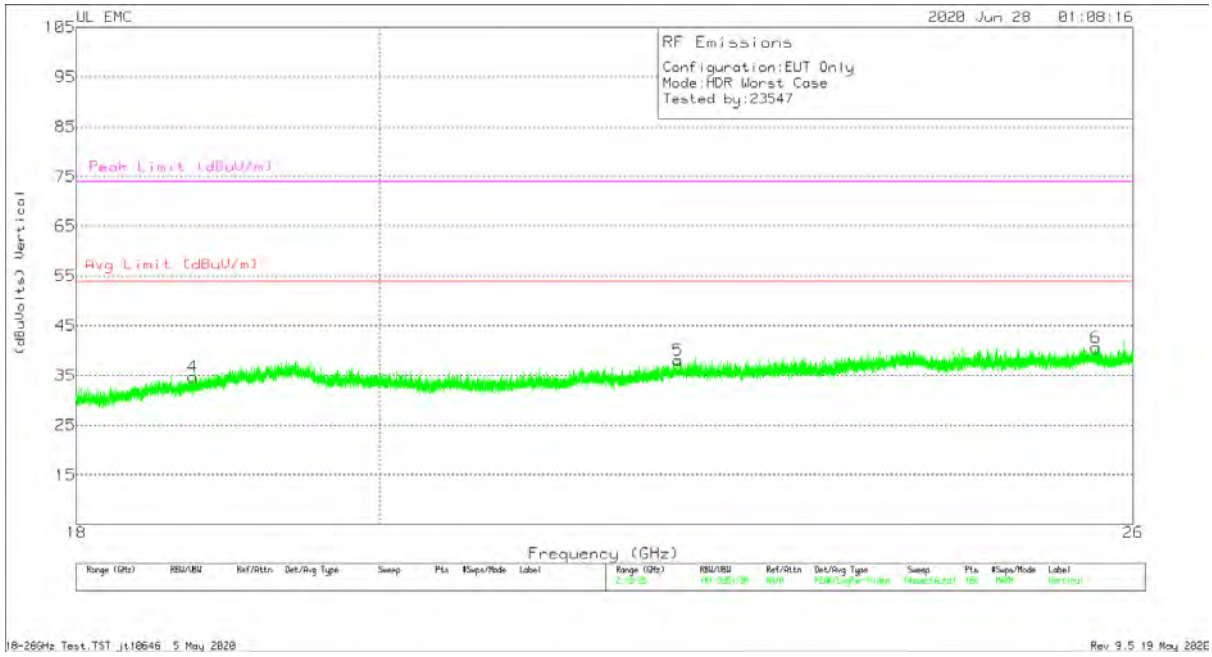

VERTICAL

UL VERIFICATION SERVICES INC.
47173 Benicia Street, Fremont, CA 94538; USA TEL:(510) 319-4000 FAX:(510) 661-0888
This report shall not be reproduced except in full, without the written approval of UL Verification Services Inc.

18 – 26GHz DATA

Marker	Frequency (GHz)	Meter Reading (dBuV)	Det	T125 AF (dB/m)	Amp/Cbl (dB)	Dist Corr (dB)	Corrected Reading (dBuVolts)	Avg Limit (dBuV/m)	Margin (dB)	Peak Limit (dBuV/m)	PK Margin (dB)
1	19.04444	33.26	Pk	32.7	-20	-9.5	36.46	54	-17.54	74	-37.54
2	21.39579	34.14	Pk	33.2	-21.3	-9.5	36.54	54	-17.46	74	-37.46
3	25.52153	35.12	Pk	34.1	-19.4	-9.5	40.32	54	-13.68	74	-33.68
4	18.74495	32.57	Pk	32.5	-20.9	-9.5	34.67	54	-19.33	74	-39.33
5	22.19174	34.34	Pk	33.4	-20.2	-9.5	38.04	54	-15.96	74	-35.96
6	25.66452	35.78	Pk	34.2	-19.9	-9.5	40.58	54	-13.42	74	-33.42

Pk - Peak detector

18-26GHz Test.TST jt10646 5 May 2020
Rev 9.5 19 May 2020

UL VERIFICATION SERVICES INC.
47173 Benicia Street, Fremont, CA 94538; USA TEL:(510) 319-4000 FAX:(510) 661-0888
This report shall not be reproduced except in full, without the written approval of UL Verification Services Inc.

11. AC POWER LINE CONDUCTED EMISSIONS

LIMITS

FCC §15.207 (a)

RSS-Gen 8.8

Frequency of Emission (MHz)	Conducted Limit (dBuV)	
	Quasi-peak	Average
0.15-0.5	66 to 56 *	56 to 46 *
0.5-5	56	46
5-30	60	50

* Decreases with the logarithm of the frequency.

TEST PROCEDURE

The EUT is placed on a non-conducting table 40 cm from the vertical ground plane and 80 cm above the horizontal ground plane. The EUT is configured in accordance with ANSI C63.10.

The receiver is set to a resolution bandwidth of 9 kHz. Peak detection is used unless otherwise noted as quasi-peak or average.

Line conducted data is recorded for both NEUTRAL and HOT lines.

RESULTS

UL VERIFICATION SERVICES INC.
47173 Benicia Street, Fremont, CA 94538; USA TEL:(510) 319-4000 FAX:(510) 661-0888
This report shall not be reproduced except in full, without the written approval of UL Verification Services Inc.

11.1. AC POWER LINE WITH LAPTOP

LINE 1 RESULTS

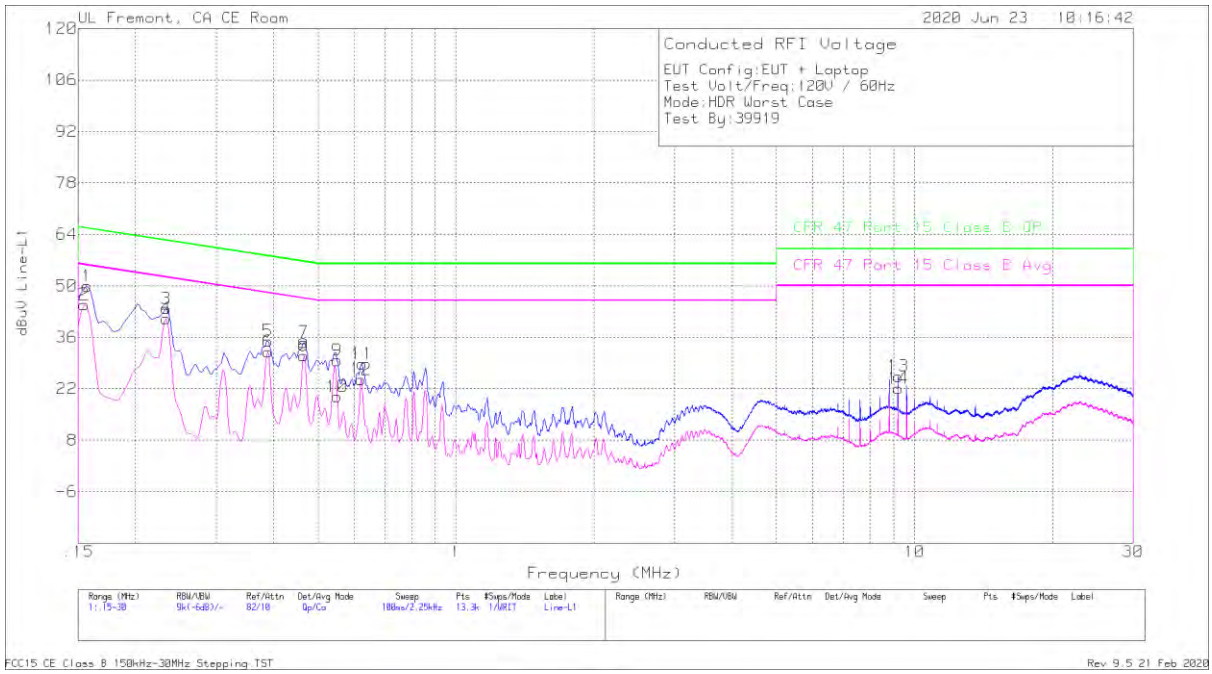

Range 1: Line-L1 .15 - 30MHz											
Marker	Frequency (MHz)	Meter Reading (dBuV)	Det	PRE018644 6 LISN L1	LC Cables C1&C3	Limiter (dB)	Corrected Reading dBuV	CFR 47 Part 15 Class B QP	QP Margin (dB)	CFR 47 Part 15 Class B Avg	Av(CISPR)M argin (dB)
1	.15675	39.81	Qp	.1	0	10	49.91	65.63	-15.72	-	-
2	.1545	34.8	Ca	.1	0	10	44.9	-	-	55.75	-10.85
3	.23325	33.81	Qp	0	0	10	43.81	62.33	-18.52	-	-
4	.23325	31.13	Ca	0	0	10	41.13	-	-	52.33	-11.2
5	.3885	24.92	Qp	0	0	10	34.92	58.1	-23.18	-	-
6	.3885	22.09	Ca	0	0	10	32.09	-	-	48.1	-16.01
7	.465	24.6	Qp	0	0	10	34.6	56.6	-22	-	-
8	.465	21.03	Ca	0	0	10	31.03	-	-	46.6	-15.57
9	.5505	19.72	Qp	0	0	10	29.72	56	-26.28	-	-
10	.5505	9.83	Ca	0	0	10	19.83	-	-	46	-26.17
11	.62363	18.75	Qp	0	0	10	28.75	56	-27.25	-	-
12	.62025	14.5	Ca	0	0	10	24.5	-	-	46	-21.5
13	9.2085	15.11	Qp	0	.2	10.1	25.41	60	-34.59	-	-
14	9.2085	11.79	Ca	0	.2	10.1	22.09	-	-	50	-27.91

UL VERIFICATION SERVICES INC.
47173 Benicia Street, Fremont, CA 94538; USA TEL:(510) 319-4000 FAX:(510) 661-0888
This report shall not be reproduced except in full, without the written approval of UL Verification Services Inc.

LINE 2 RESULTS

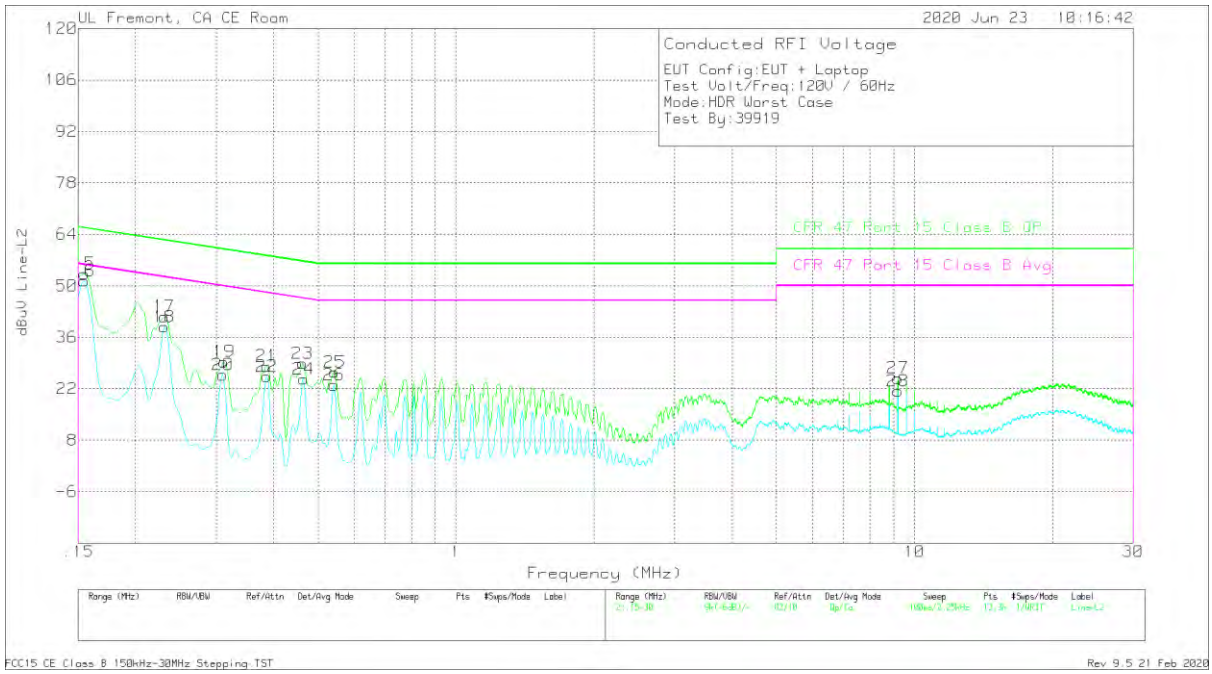

Range 2: Line-L2 .15 - 30MHz											
Marker	Frequency (MHz)	Meter Reading (dBuV)	Det	PRE018644 6 LISN L2	LC Cables C2&C3	Limiter (dB)	Corrected Reading dBuV	CFR 47 Part 15 Class B QP	QP Margin (dB)	CFR 47 Part 15 Class B Avg	Av(CISPR)M argin (dB)
15	.1545	43.26	Qp	0	0	10	53.26	65.75	-12.49	-	-
16	.1545	41.36	Ca	0	0	10	51.36	-	-	55.75	-4.39
17	.231	31.65	Qp	0	0	10	41.65	62.41	-20.76	-	-
18	.231	28.85	Ca	0	0	10	38.85	-	-	52.41	-13.56
19	.312	19.35	Qp	0	0	10	29.35	59.92	-30.57	-	-
20	.30975	15.77	Ca	0	0	10	25.77	-	-	49.98	-24.21
21	.38625	18.11	Qp	0	0	10	28.11	58.14	-30.03	-	-
22	.38625	15.35	Ca	0	0	10	25.35	-	-	48.14	-22.79
23	.46275	18.89	Qp	0	0	10	28.89	56.64	-27.75	-	-
24	.465	14.64	Ca	0	0	10	24.64	-	-	46.6	-21.96
25	.54375	16.49	Qp	0	0	10	26.49	56	-29.51	-	-
26	.5415	13.04	Ca	0	0	10	23.04	-	-	46	-22.96
27	9.1995	14.59	Qp	0	.2	10.1	24.89	60	-35.11	-	-
28	9.1995	11.05	Ca	0	.2	10.1	21.35	-	-	50	-28.65

Qp - Quasi-Peak detector
Ca - CISPR average detection

FCC15 CE Class B 150kHz-30MHz Stepping.TST
Rev 9.5 21 Feb 2020

UL VERIFICATION SERVICES INC.
47173 Benicia Street, Fremont, CA 94538; USA TEL:(510) 319-4000 FAX:(510) 661-0888
This report shall not be reproduced except in full, without the written approval of UL Verification Services Inc.

11.2. AC POWER LINE WITH AC/DC ADAPTER

LINE 1 RESULTS

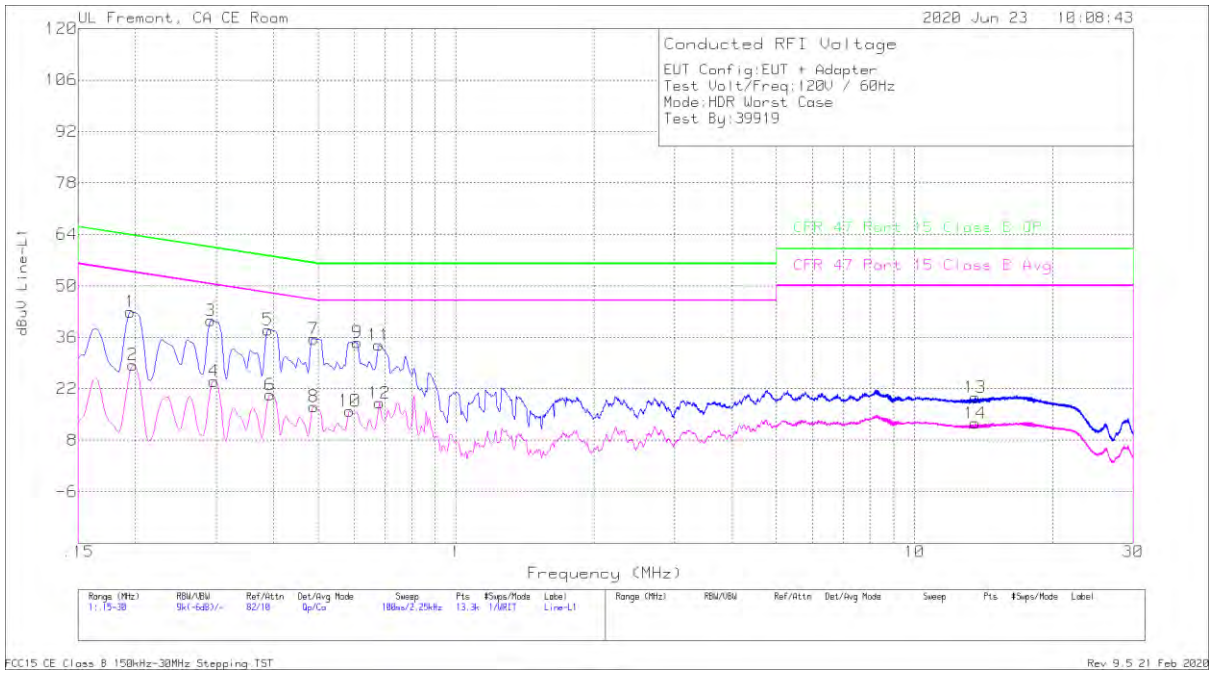

Range 1: Line-L1 .15 - 30MHz											
Marker	Frequency (MHz)	Meter Reading (dBuV)	Det	PRE018644 6 LISN L1	LC Cables C1&C3	Limiter (dB)	Corrected Reading dBuV	CFR 47 Part 15 Class B QP	QP Margin (dB)	CFR 47 Part 15 Class B Avg	Av(CISPR)M argin (dB)
1	.195	32.91	Qp	0	0	10	42.91	63.82	-20.91	-	-
2	.19725	18.49	Ca	0	0	10	28.49	-	-	53.73	-25.24
3	.29175	30.52	Qp	0	0	10	40.52	60.47	-19.95	-	-
4	.29625	14.06	Ca	0	0	10	24.06	-	-	50.35	-26.29
5	.3885	28.05	Qp	0	0	10	38.05	58.1	-20.05	-	-
6	.393	10.34	Ca	0	0	10	20.34	-	-	48	-27.66
7	.48975	25.6	Qp	0	0	10	35.6	56.17	-20.57	-	-
8	.48975	7.14	Ca	0	0	10	17.14	-	-	46.17	-29.03
9	.609	24.62	Qp	0	0	10	34.62	56	-21.38	-	-
10	.5865	5.96	Ca	0	0	10	15.96	-	-	46	-30.04
11	.67875	23.88	Qp	0	0	10	33.88	56	-22.12	-	-
12	.681	8.1	Ca	0	0	10	18.1	-	-	46	-27.9
*13	13.56	9.28	Qp	.1	.2	10.1	19.68	60	-40.32	-	-
*14	13.56	2.25	Ca	.1	.2	10.1	12.65	-	-	50	-37.35

Qp - Quasi-Peak detector
Ca - CISPR average detection
*Indicates UL RFID signal. Not from device.

FCC15 CE Class B 150kHz-30MHz Stepping.TST
Rev 9.5 21 Feb 2020

UL VERIFICATION SERVICES INC.
47173 Benicia Street, Fremont, CA 94538; USA TEL:(510) 319-4000 FAX:(510) 661-0888
This report shall not be reproduced except in full, without the written approval of UL Verification Services Inc.

LINE 2 RESULTS

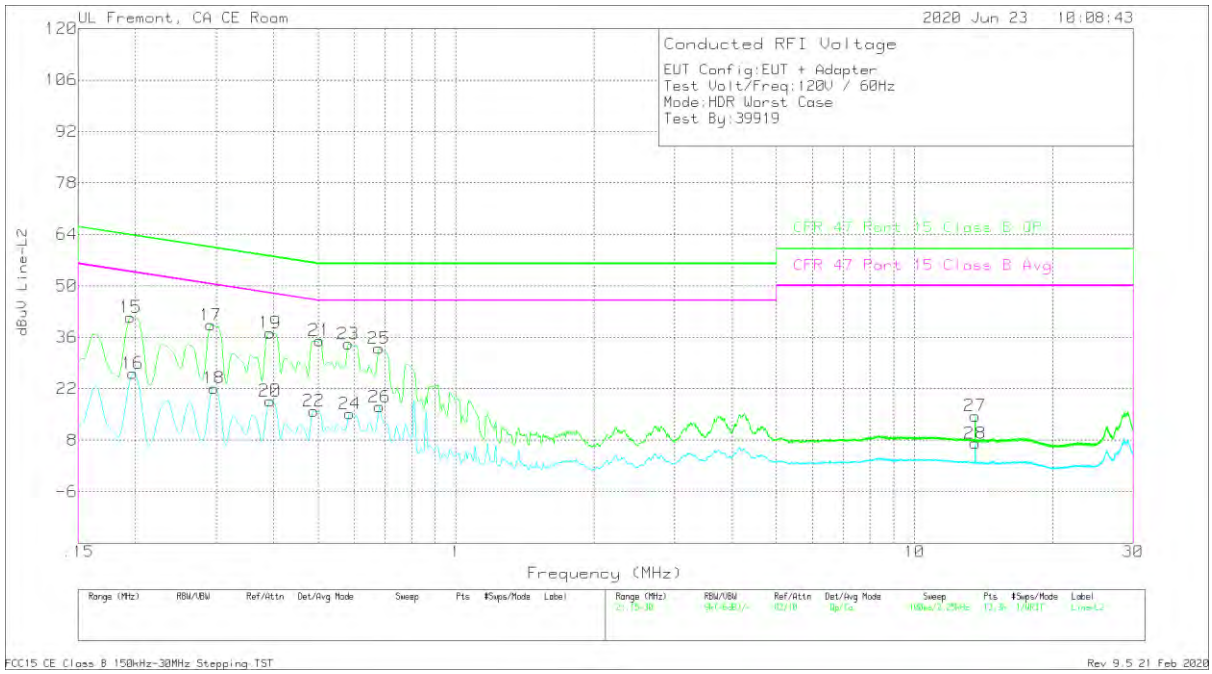

Range 2: Line-L2 .15 - 30MHz											
Marker	Frequency (MHz)	Meter Reading (dBuV)	Det	PRE018644 6 LISN L2	LC Cables C2&C3	Limiter (dB)	Corrected Reading dBuV	CFR 47 Part 15 Class B QP	QP Margin (dB)	CFR 47 Part 15 Class B Avg	Av(CISPR)M argin (dB)
15	.195	31.43	Qp	0	0	10	41.43	63.82	-22.39	-	-
16	.19725	16.2	Ca	0	0	10	26.2	-	-	53.73	-27.53
17	.29175	29.36	Qp	0	0	10	39.36	60.47	-21.11	-	-
18	.29625	12.16	Ca	0	0	10	22.16	-	-	50.35	-28.19
19	.393	27.17	Qp	0	0	10	37.17	58	-20.83	-	-
20	.393	8.7	Ca	0	0	10	18.7	-	-	48	-29.3
21	.50325	25.1	Qp	0	0	10	35.1	56	-20.9	-	-
22	.48975	5.97	Ca	0	0	10	15.97	-	-	46.17	-30.2
23	.582	24.2	Qp	0	0	10	34.2	56	-21.8	-	-
24	.5865	5.19	Ca	0	0	10	15.19	-	-	46	-30.81
25	.67875	23.01	Qp	0	0	10	33.01	56	-22.99	-	-
26	.681	7.08	Ca	0	0	10	17.08	-	-	46	-28.92
*27	13.56	4.23	Qp	.1	.2	10.1	14.63	60	-45.37	-	-
*28	13.56	-3.26	Ca	.1	.2	10.1	7.14	-	-	50	-42.86

Qp - Quasi-Peak detector
Ca - CISPR average detection
*Indicates UL RFID signal. Not from device.

FCC15 CE Class B 150kHz-30MHz Stepping.TST
Rev 9.5 21 Feb 2020

UL VERIFICATION SERVICES INC.
47173 Benicia Street, Fremont, CA 94538; USA TEL:(510) 319-4000 FAX:(510) 661-0888
This report shall not be reproduced except in full, without the written approval of UL Verification Services Inc.

12. SETUP PHOTOS

Please refer to 13179110-EP1V1 for setup photos

END OF TEST REPORT

UL VERIFICATION SERVICES INC.
47173 Benicia Street, Fremont, CA 94538; USA TEL:(510) 319-4000 FAX:(510) 661-0888
This report shall not be reproduced except in full, without the written approval of UL Verification Services Inc.