BANDEDGE (HIGH CHANNEL, CH 13)

HORIZONTAL RESULT

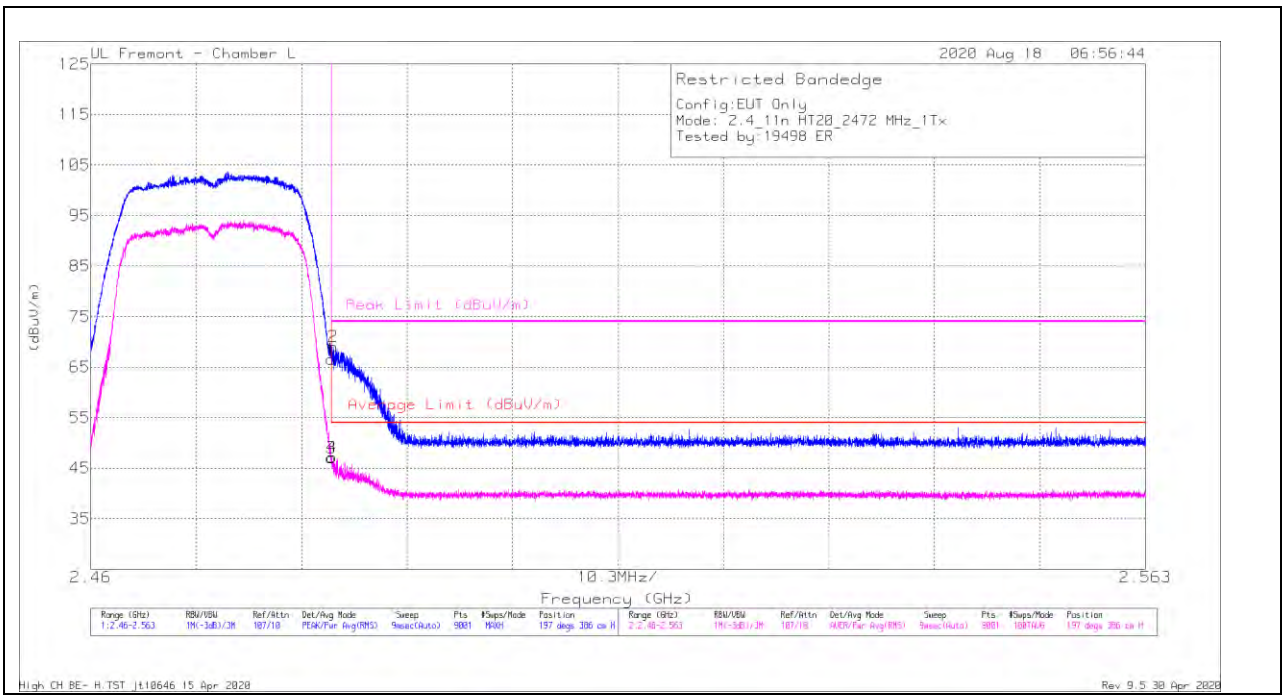

Marker	Frequency (GHz)	Meter Reading (dBuV)	Det	AF 344 (dB/m)	Amp/Cbl/Fltr/Pad (dB)	DC Corr (dB)	Corrected Reading (dBuV/m)	Average Limit (dBuV/m)	Margin (dB)	Peak Limit (dBuV/m)	PK Margin (dB)	Azimuth (Degs)	Height (cm)	Polarity
1	* 2.48351	55.11	Pk	32.3	-20.9	0	66.51	-	-	74	-7.49	197	386	H
2	* 2.48369	57.68	Pk	32.3	-20.9	0	69.08	-	-	74	-4.92	197	386	H
3	* 2.48351	35.26	RMS	32.3	-20.9	0.39	47.05	54	-6.95	-	-	197	386	H
4	* 2.48353	35.41	RMS	32.3	-20.9	0.39	47.2	54	-6.8	-	-	197	386	H

* - indicates frequency in CFR47 Pt 15 / IC RSS-Restricted Band
Pk - Peak detector
RMS - RMS detection

UL VERIFICATION SERVICES INC.
47173 Benicia Street, Fremont, CA 94538; USA TEL:(510) 319-4000 FAX:(510) 661-0888
This report shall not be reproduced except in full, without the written approval of UL Verification Services Inc.

VERTICAL RESULT

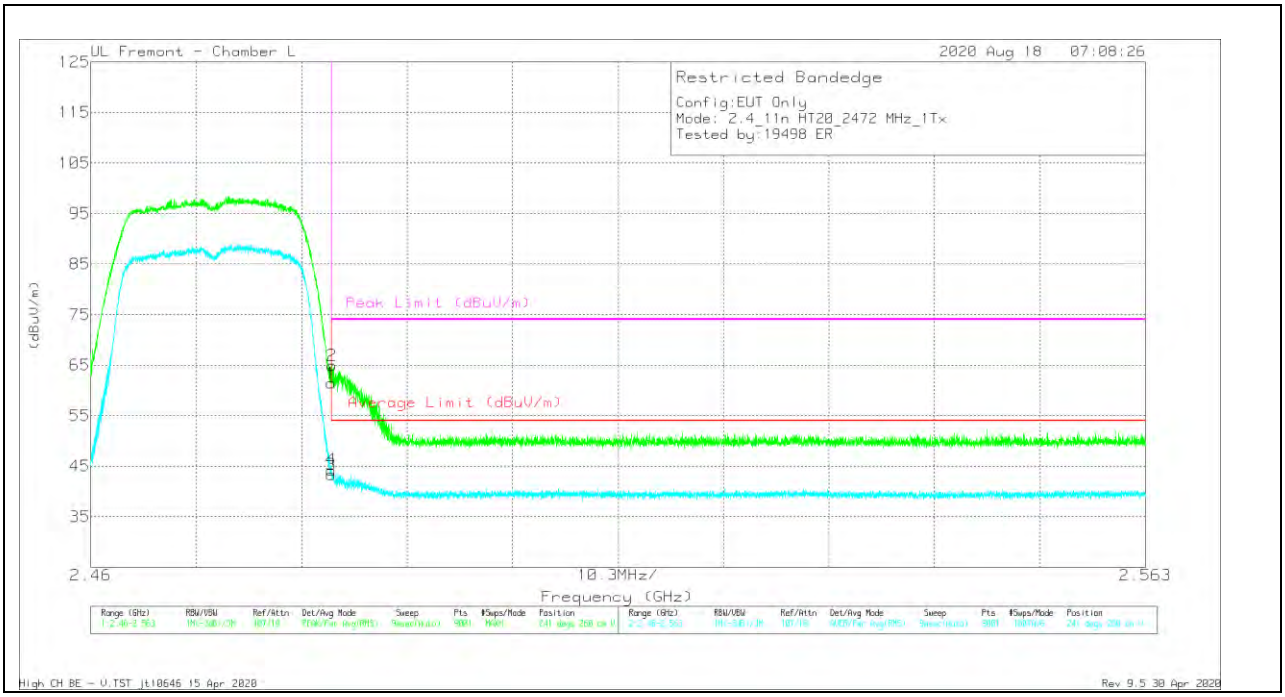

Marker	Frequency (GHz)	Meter Reading (dBuV)	Det	AF 344 (dB/m)	Amp/Cbl/Fltr/Pad (dB)	DC Corr (dB)	Corrected Reading (dBuV/m)	Average Limit (dBuV/m)	Margin (dB)	Peak Limit (dBuV/m)	PK Margin (dB)	Azimuth (Degs)	Height (cm)	Polarity
1	* 2.48351	50.01	Pk	32.3	-20.9	0	61.41	-	-	74	-12.59	241	260	V
2	* 2.48354	53.52	Pk	32.3	-20.9	0	64.92	-	-	74	-9.08	241	260	V
3	* 2.48351	31.53	RMS	32.3	-20.9	0.39	43.32	54	-10.68	-	-	241	260	V
4	* 2.48352	32.5	RMS	32.3	-20.9	0.39	44.29	54	-9.71	-	-	241	260	V

* - indicates frequency in CFR47 Pt 15 / IC RSS-Restricted Band
Pk - Peak detector
RMS - RMS detection

UL VERIFICATION SERVICES INC.
47173 Benicia Street, Fremont, CA 94538; USA TEL:(510) 319-4000 FAX:(510) 661-0888
This report shall not be reproduced except in full, without the written approval of UL Verification Services Inc.

2TX ANT 4 + ANT 3 CDD MODE

BANDEDGE (LOW CHANNEL, CH 1)

HORIZONTAL RESULT

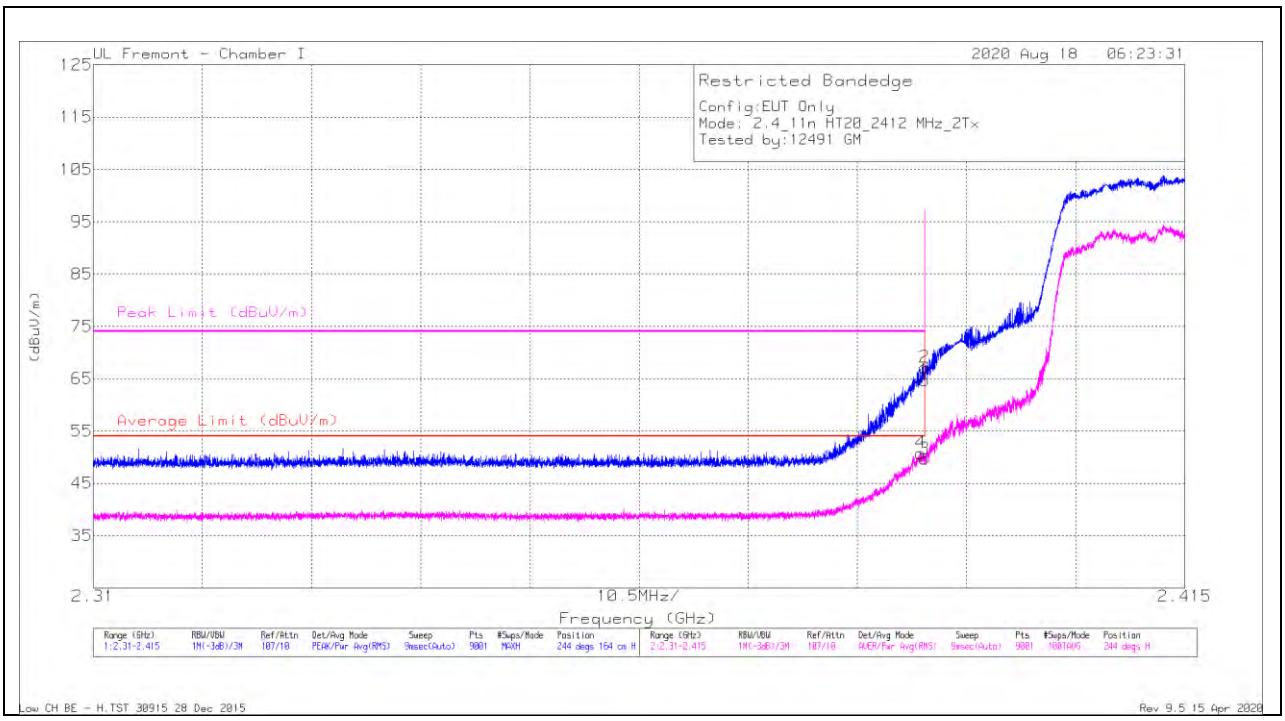

Marker	Frequency (GHz)	Meter Reading (dBuV)	Det	AF T346 (dB/m)	Amp/Cbl/Fltr/Pad (dB)	DC Corr (dB)	Corrected Reading (dBuV/m)	Average Limit (dBuV/m)	Margin (dB)	Peak Limit (dBuV/m)	PK Margin (dB)	Azimuth (Degs)	Height (cm)	Polarity
1	* 2.38999	49.96	Pk	32	-17.3	0	64.66	-	-	74	-9.34	244	164	H
2	* 2.38997	52.45	Pk	32	-17.3	0	67.15	-	-	74	-6.85	244	164	H
3	* 2.38999	34.38	RMS	32	-17.3	.6	49.68	54	-4.32	-	-	244	164	H
4	* 2.38958	35.43	RMS	32	-17.3	.6	50.73	54	-3.27	-	-	244	164	H

* - indicates frequency in CFR47 Pt 15 / IC RSS-Restricted Band
Pk - Peak detector
RMS - RMS detection

UL VERIFICATION SERVICES INC.
47173 Benicia Street, Fremont, CA 94538; USA TEL:(510) 319-4000 FAX:(510) 661-0888
This report shall not be reproduced except in full, without the written approval of UL Verification Services Inc.

VERTICAL RESULT

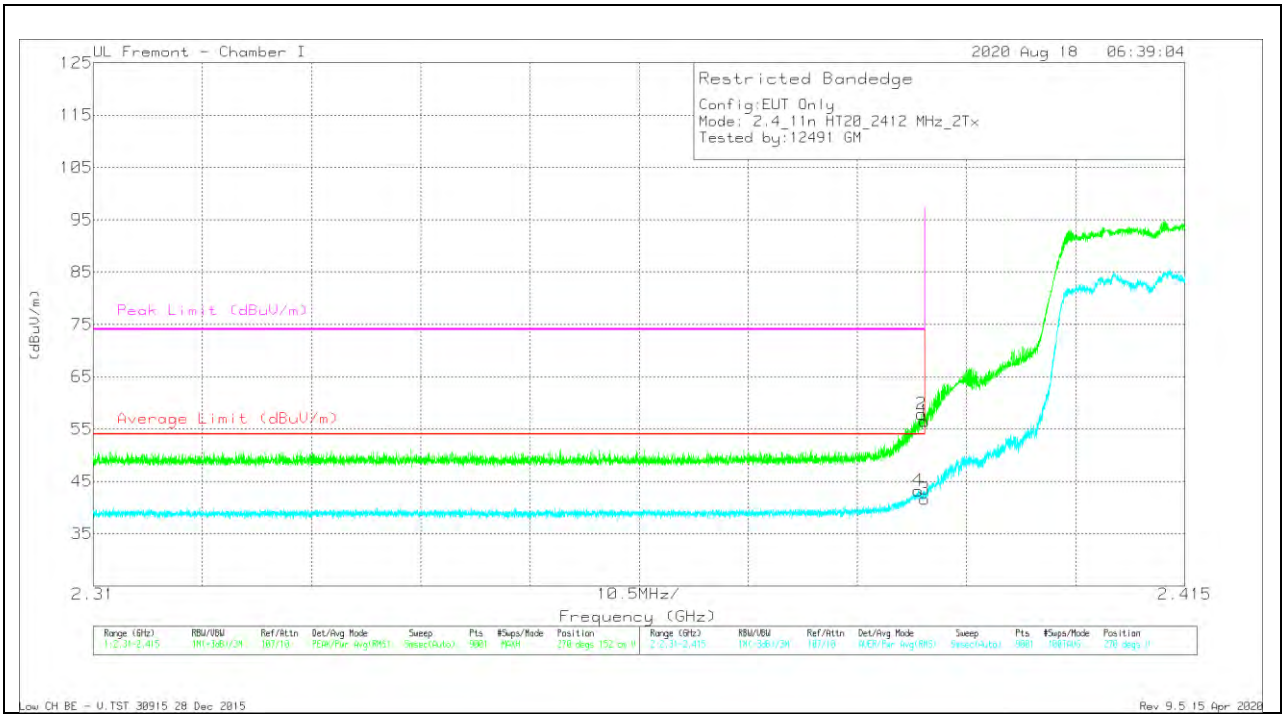

Marker	Frequency (GHz)	Meter Reading (dBuV)	Det	AF T346 (dB/m)	Amp/Cbl/Fltr/Pad (dB)	DC Corr (dB)	Corrected Reading (dBuV/m)	Average Limit (dBuV/m)	Margin (dB)	Peak Limit (dBuV/m)	PK Margin (dB)	Azimuth (Degs)	Height (cm)	Polarity
1	* 2.38999	41.76	Pk	32	-17.3	0	56.46	-	-	74	-17.54	270	152	V
2	* 2.38966	43.14	Pk	32	-17.3	0	57.84	-	-	74	-16.16	270	152	V
3	* 2.38999	26.25	RMS	32	-17.3	.6	41.55	54	-12.45	-	-	270	152	V
4	* 2.38935	27.96	RMS	32	-17.3	.6	43.26	54	-10.74	-	-	270	152	V

* - indicates frequency in CFR47 Pt 15 / IC RSS-Restricted Band
Pk - Peak detector
RMS - RMS detection

UL VERIFICATION SERVICES INC.
47173 Benicia Street, Fremont, CA 94538; USA TEL:(510) 319-4000 FAX:(510) 661-0888
This report shall not be reproduced except in full, without the written approval of UL Verification Services Inc.

BANDEDGE (LOW CHANNEL, CH 2)

HORIZONTAL RESULT

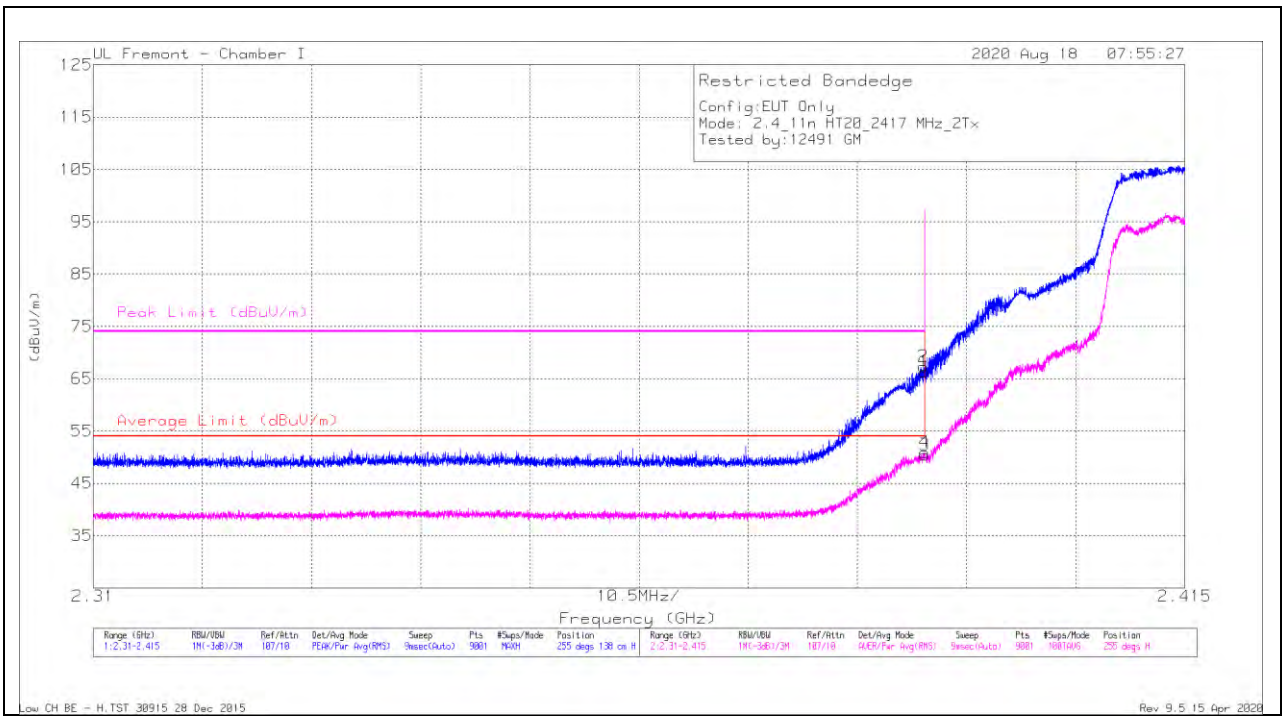

Marker	Frequency (GHz)	Meter Reading (dBuV)	Det	AF T346 (dB/m)	Amp/Cbl/Fltr/Pad (dB)	DC Corr (dB)	Corrected Reading (dBuV/m)	Average Limit (dBuV/m)	Margin (dB)	Peak Limit (dBuV/m)	PK Margin (dB)	Azimuth (Degs)	Height (cm)	Polarity
1	* 2.38999	51.66	Pk	32	-17.3	0	66.36	-	-	74	-7.64	255	138	H
2	* 2.38988	52.59	Pk	32	-17.3	0	67.29	-	-	74	-6.71	255	138	H
3	* 2.38999	35.06	RMS	32	-17.3	.6	50.36	54	-3.64	-	-	255	138	H
4	* 2.38995	35.57	RMS	32	-17.3	.6	50.87	54	-3.13	-	-	255	138	H

* - indicates frequency in CFR47 Pt 15 / IC RSS-Restricted Band
Pk - Peak detector
RMS - RMS detection

UL VERIFICATION SERVICES INC.
47173 Benicia Street, Fremont, CA 94538; USA TEL:(510) 319-4000 FAX:(510) 661-0888
This report shall not be reproduced except in full, without the written approval of UL Verification Services Inc.

VERTICAL RESULT

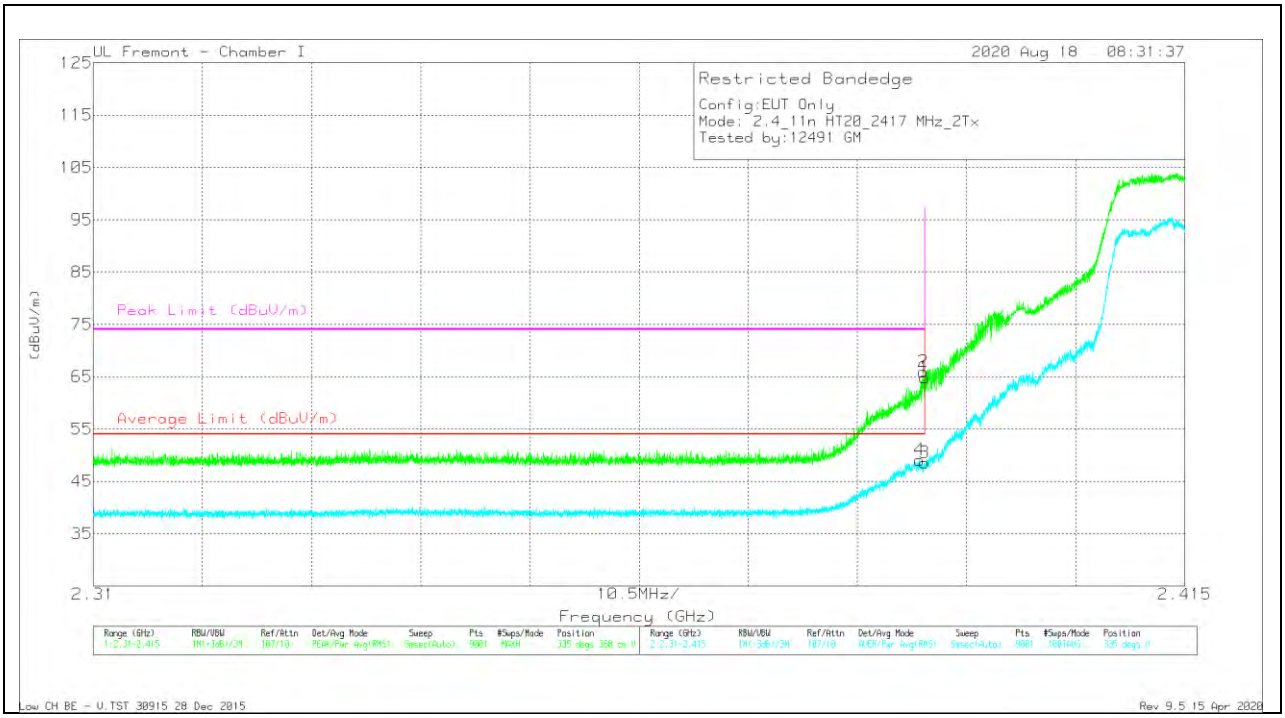

Marker	Frequency (GHz)	Meter Reading (dBuV)	Det	AF T346 (dB/m)	Amp/Cbl/Fltr/Pad (dB)	DC Corr (dB)	Corrected Reading (dBuV/m)	Average Limit (dBuV/m)	Margin (dB)	Peak Limit (dBuV/m)	PK Margin (dB)	Azimuth (Degs)	Height (cm)	Polarity
1	* 2.38999	50.11	Pk	32	-17.3	0	64.81	-	-	74	-9.19	335	368	V
2	* 2.38984	51.19	Pk	32	-17.3	0	65.89	-	-	74	-8.11	335	368	V
3	* 2.38999	33.27	RMS	32	-17.3	.6	48.57	54	-5.43	-	-	335	368	V
4	* 2.38949	33.74	RMS	32	-17.3	.6	49.04	54	-4.96	-	-	335	368	V

* - indicates frequency in CFR47 Pt 15 / IC RSS-Restricted Band
Pk - Peak detector
RMS - RMS detection

UL VERIFICATION SERVICES INC.
47173 Benicia Street, Fremont, CA 94538; USA TEL:(510) 319-4000 FAX:(510) 661-0888
This report shall not be reproduced except in full, without the written approval of UL Verification Services Inc.

BANDEDGE (LOW CHANNEL, CH 3)

HORIZONTAL RESULT

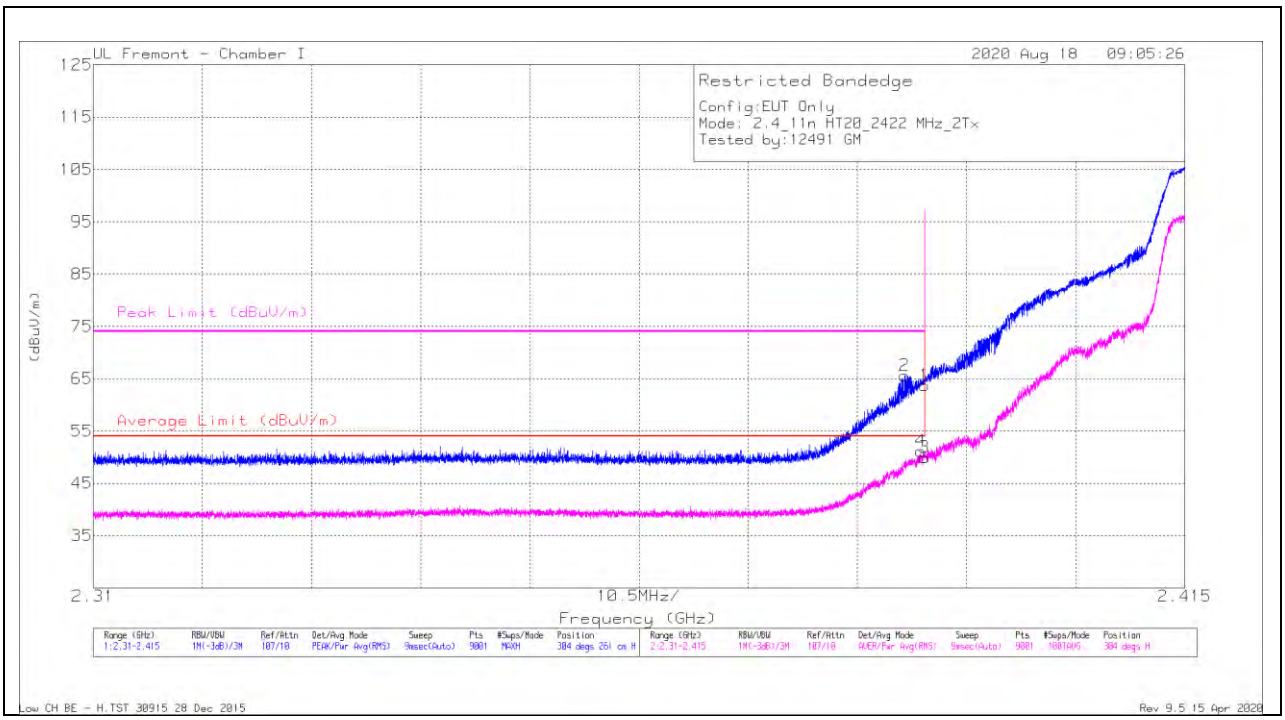

Marker	Frequency (GHz)	Meter Reading (dBuV)	Det	AF T346 (dB/m)	Amp/Cbl/Fltr/Pad (dB)	DC Corr (dB)	Corrected Reading (dBuV/m)	Average Limit (dBuV/m)	Margin (dB)	Peak Limit (dBuV/m)	PK Margin (dB)	Azimuth (Degs)	Height (cm)	Polarity
1	* 2.38999	49.04	Pk	32	-17.3	0	63.74	-	-	74	-10.26	304	261	H
2	* 2.38806	50.9	Pk	32	-17.3	0	65.6	-	-	74	-8.4	304	261	H
3	* 2.38999	34.66	RMS	32	-17.3	.6	49.96	54	-4.04	-	-	304	261	H
4	* 2.3896	35.83	RMS	32	-17.3	.6	51.13	54	-2.87	-	-	304	261	H

* - indicates frequency in CFR47 Pt 15 / IC RSS-Restricted Band
Pk - Peak detector
RMS - RMS detection

UL VERIFICATION SERVICES INC.
47173 Benicia Street, Fremont, CA 94538; USA TEL:(510) 319-4000 FAX:(510) 661-0888
This report shall not be reproduced except in full, without the written approval of UL Verification Services Inc.

VERTICAL RESULT

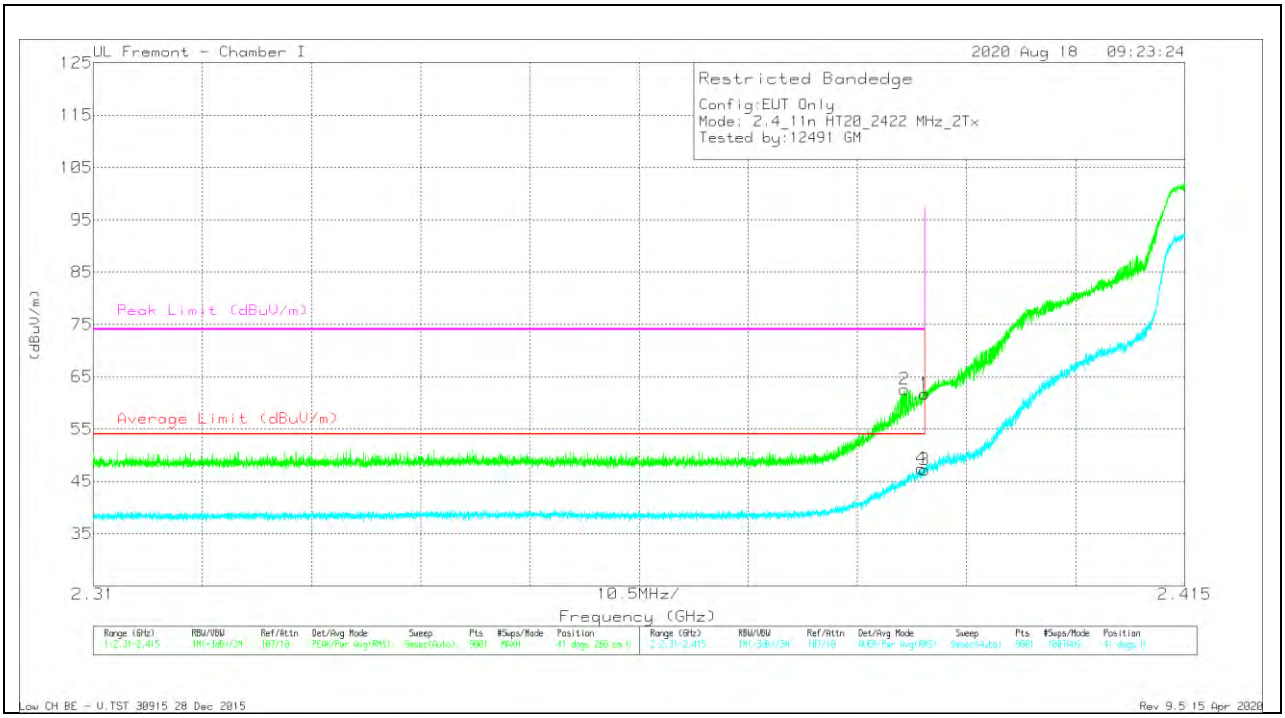

Marker	Frequency (GHz)	Meter Reading (dBuV)	Det	AF T346 (dB/m)	Amp/Cbl/Fltr/Pad (dB)	DC Corr (dB)	Corrected Reading (dBuV/m)	Average Limit (dBuV/m)	Margin (dB)	Peak Limit (dBuV/m)	PK Margin (dB)	Azimuth (Degs)	Height (cm)	Polarity
1	* 2.38999	47.04	Pk	32	-17.3	0	61.74	-	-	74	-12.26	41	260	V
2	* 2.38802	47.85	Pk	32	-17.3	0	62.55	-	-	74	-11.45	41	260	V
3	* 2.38999	31.85	RMS	32	-17.3	.6	47.15	54	-6.85	-	-	41	260	V
4	* 2.38969	32.09	RMS	32	-17.3	.6	47.39	54	-6.61	-	-	41	260	V

* - indicates frequency in CFR47 Pt 15 / IC RSS-Restricted Band
Pk - Peak detector
RMS - RMS detection

UL VERIFICATION SERVICES INC.
47173 Benicia Street, Fremont, CA 94538; USA TEL:(510) 319-4000 FAX:(510) 661-0888
This report shall not be reproduced except in full, without the written approval of UL Verification Services Inc.

BANDEDGE (HIGH CHANNEL, CH 10)

HORIZONTAL RESULT

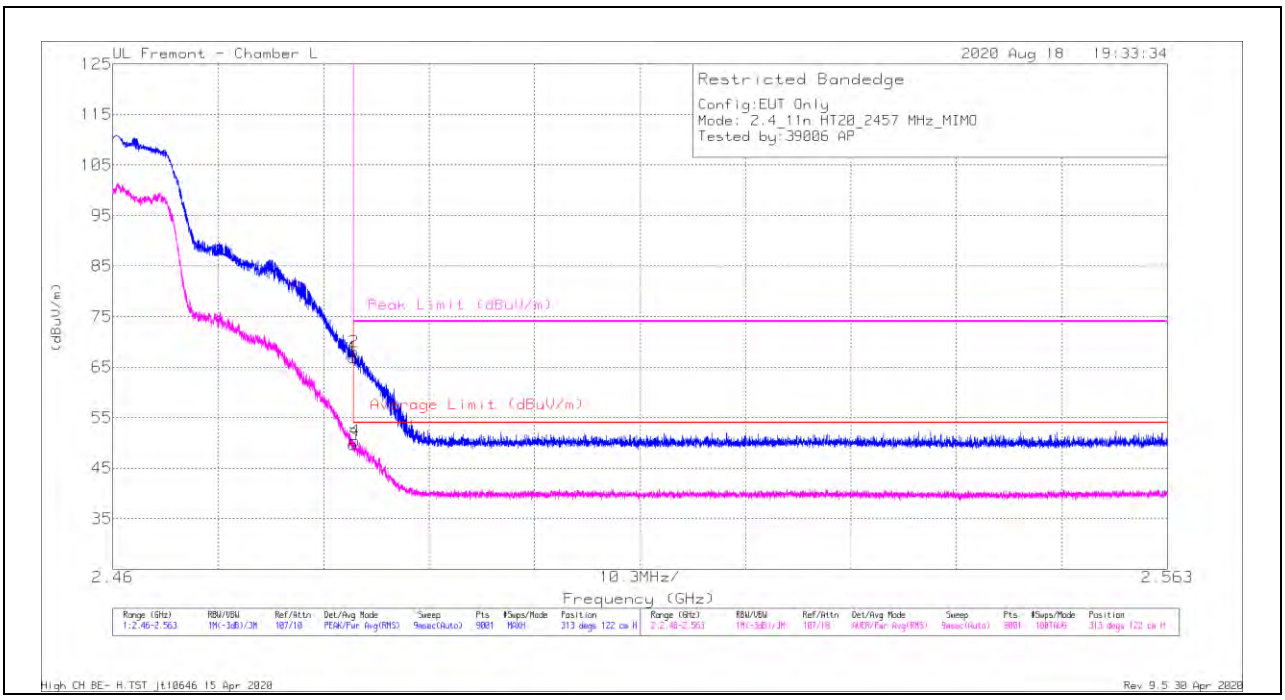

Marker	Frequency (GHz)	Meter Reading (dBuV)	Det	AF 344 (dB/m)	Amp/Cbl/Fltr/Pad (dB)	DC Corr (dB)	Corrected Reading (dBuV/m)	Average Limit (dBuV/m)	Margin (dB)	Peak Limit (dBuV/m)	PK Margin (dB)	Azimuth (Degs)	Height (cm)	Polarity
1	* 2.48351	55.52	Pk	32.3	-20.9	0	66.92	-	-	74	-7.08	313	122	H
2	* 2.48353	56.6	Pk	32.3	-20.9	0	68	-	-	74	-6	313	122	H
3	* 2.48351	37.7	RMS	32.3	-20.9	.6	49.7	54	-4.3	-	-	313	122	H
4	* 2.48367	38.47	RMS	32.3	-20.9	.6	50.47	54	-3.53	-	-	313	122	H

* - indicates frequency in CFR47 Pt 15 / IC RSS-Restricted Band
Pk - Peak detector
RMS - RMS detection

UL VERIFICATION SERVICES INC.
47173 Benicia Street, Fremont, CA 94538; USA TEL:(510) 319-4000 FAX:(510) 661-0888
This report shall not be reproduced except in full, without the written approval of UL Verification Services Inc.

VERTICAL RESULT

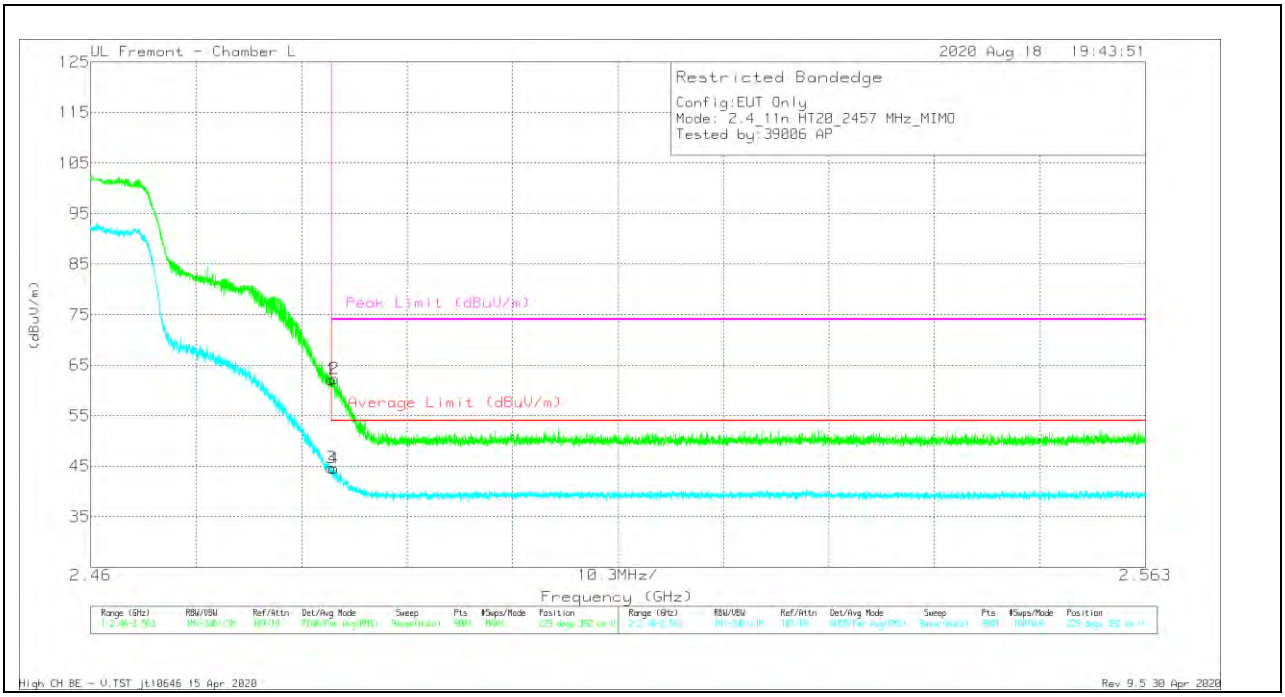

Marker	Frequency (GHz)	Meter Reading (dBuV)	Det	AF 344 (dB/m)	Amp/Cbl/Fltr/Pad (dB)	DC Corr (dB)	Corrected Reading (dBuV/m)	Average Limit (dBuV/m)	Margin (dB)	Peak Limit (dBuV/m)	PK Margin (dB)	Azimuth (Degs)	Height (cm)	Polarity
1	* 2.48351	50.69	Pk	32.3	-20.9	0	62.09	-	-	74	-11.91	229	392	V
2	* 2.48378	50.94	Pk	32.3	-20.9	0	62.34	-	-	74	-11.66	229	392	V
3	* 2.48351	33.3	RMS	32.3	-20.9	0.6	45.3	54	-8.7	-	-	229	392	V
4	* 2.48376	33.23	RMS	32.3	-20.9	0.6	45.23	54	-8.77	-	-	229	392	V

* - indicates frequency in CFR47 Pt 15 / IC RSS-Restricted Band
Pk - Peak detector
RMS - RMS detection

UL VERIFICATION SERVICES INC.
47173 Benicia Street, Fremont, CA 94538; USA TEL:(510) 319-4000 FAX:(510) 661-0888
This report shall not be reproduced except in full, without the written approval of UL Verification Services Inc.

BANDEDGE (HIGH CHANNEL, CH 11)

HORIZONTAL RESULT

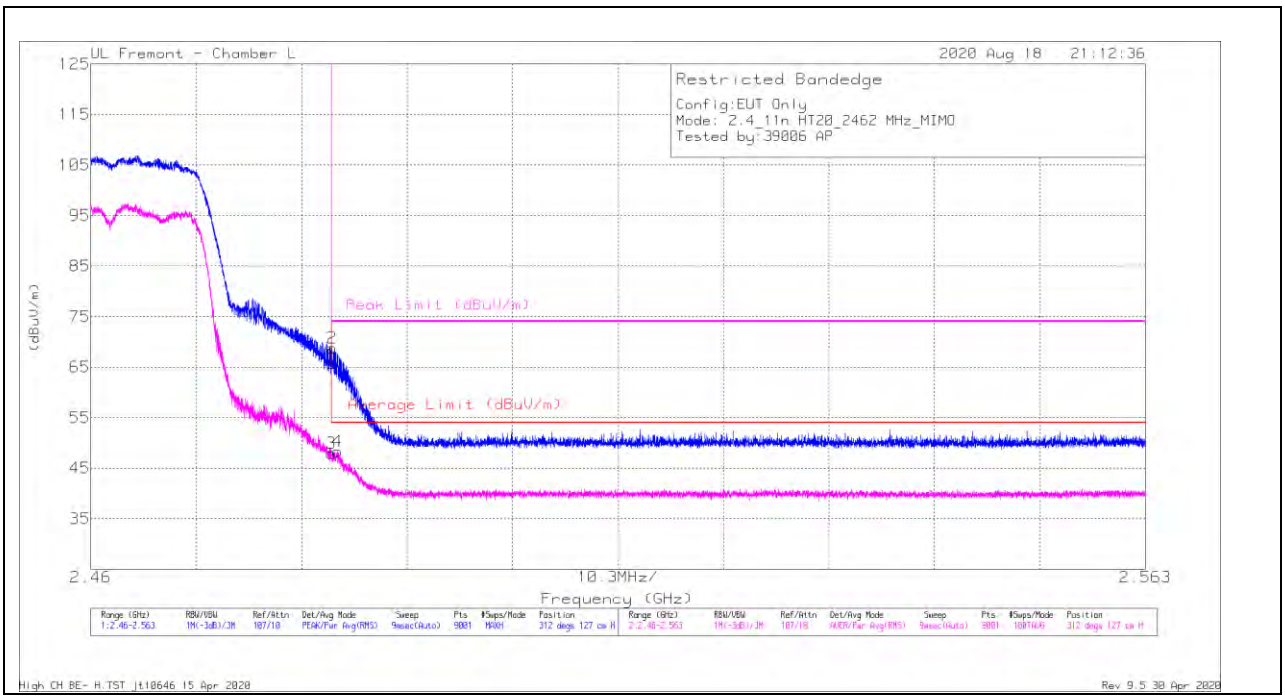

Marker	Frequency (GHz)	Meter Reading (dBuV)	Det	AF 344 (dB/m)	Amp/Cbl/Fltr/Pad (dB)	DC Corr (dB)	Corrected Reading (dBuV/m)	Average Limit (dBuV/m)	Margin (dB)	Peak Limit (dBuV/m)	PK Margin (dB)	Azimuth (Degs)	Height (cm)	Polarity
1	* 2.48351	54.32	Pk	32.3	-20.9	0	65.72	-	-	74	-8.28	312	127	H
2	* 2.48355	57.35	Pk	32.3	-20.9	0	68.75	-	-	74	-5.25	312	127	H
3	* 2.48351	35.88	RMS	32.3	-20.9	.6	47.88	54	-6.12	-	-	312	127	H
4	* 2.48408	36.3	RMS	32.3	-20.9	.6	48.3	54	-5.7	-	-	312	127	H

* - indicates frequency in CFR47 Pt 15 / IC RSS-Restricted Band
Pk - Peak detector
RMS - RMS detection

UL VERIFICATION SERVICES INC.
47173 Benicia Street, Fremont, CA 94538; USA TEL:(510) 319-4000 FAX:(510) 661-0888
This report shall not be reproduced except in full, without the written approval of UL Verification Services Inc.

VERTICAL RESULT

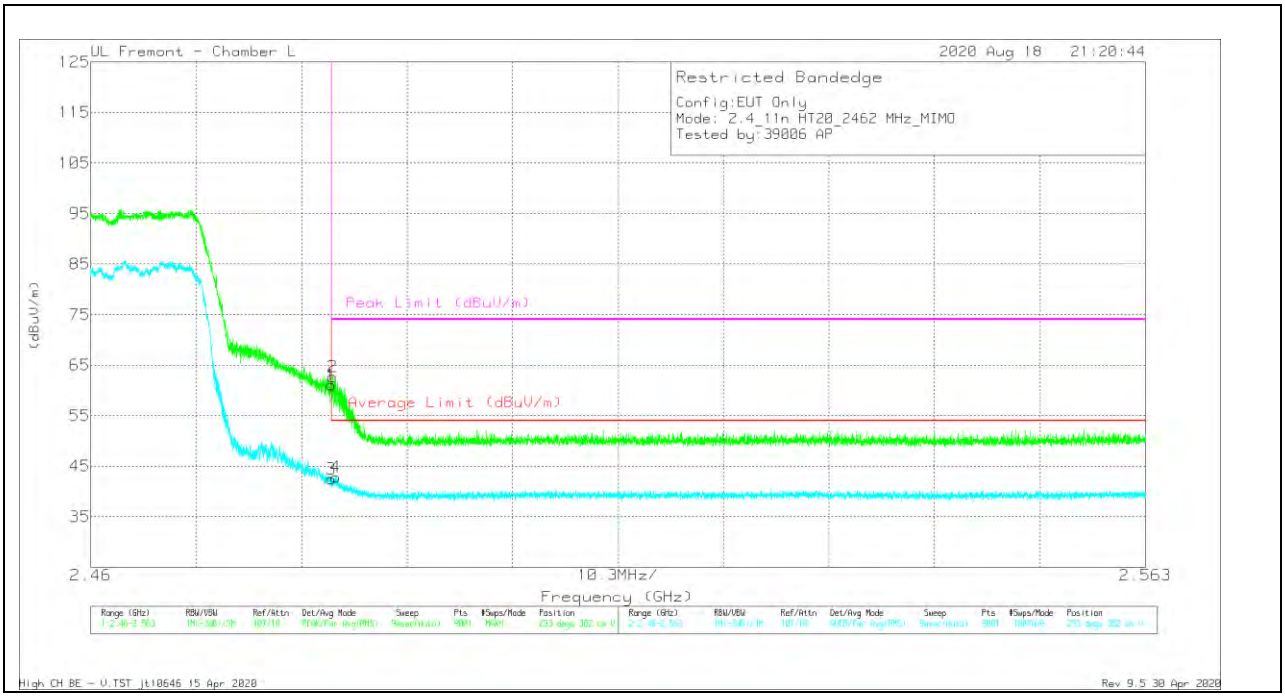

Marker	Frequency (GHz)	Meter Reading (dBuV)	Det	AF 344 (dB/m)	Amp/Cbl/Fltr/Pad (dB)	DC Corr (dB)	Corrected Reading (dBuV/m)	Average Limit (dBuV/m)	Margin (dB)	Peak Limit (dBuV/m)	PK Margin (dB)	Azimuth (Degs)	Height (cm)	Polarity
1	* 2.48351	49.66	Pk	32.3	-20.9	0	61.06	-	-	74	-12.94	293	382	V
2	* 2.48362	51.31	Pk	32.3	-20.9	0	62.71	-	-	74	-11.29	293	382	V
3	* 2.48351	31.05	RMS	32.3	-20.9	0.6	43.05	54	-10.95	-	-	293	382	V
4	* 2.48395	31.47	RMS	32.3	-20.9	0.6	43.47	54	-10.53	-	-	293	382	V

* - indicates frequency in CFR47 Pt 15 / IC RSS-Restricted Band
Pk - Peak detector
RMS - RMS detection

UL VERIFICATION SERVICES INC.
47173 Benicia Street, Fremont, CA 94538; USA TEL:(510) 319-4000 FAX:(510) 661-0888
This report shall not be reproduced except in full, without the written approval of UL Verification Services Inc.

BANDEDGE (HIGH CHANNEL, CH 12)

HORIZONTAL RESULT

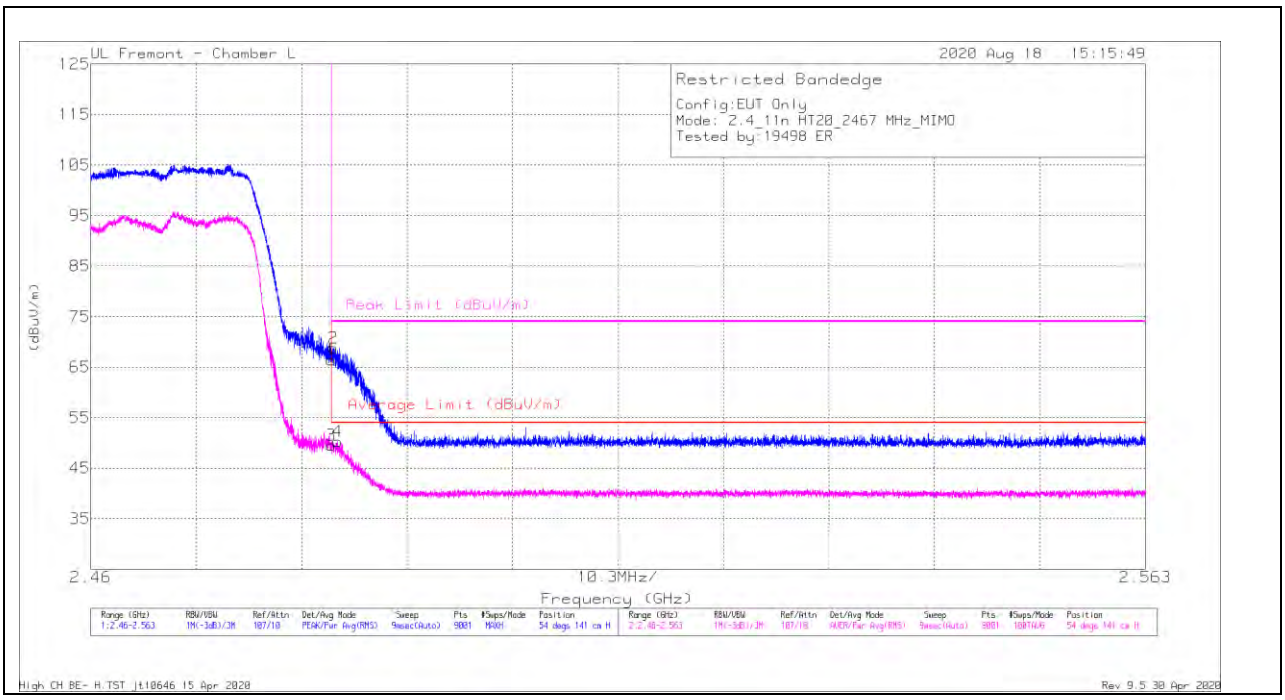

Marker	Frequency (GHz)	Meter Reading (dBuV)	Det	AF 344 (dB/m)	Amp/Cbl/Fltr/Pad (dB)	DC Corr (dB)	Corrected Reading (dBuV/m)	Average Limit (dBuV/m)	Margin (dB)	Peak Limit (dBuV/m)	PK Margin (dB)	Azimuth (Degs)	Height (cm)	Polarity
1	* 2.48351	55.07	Pk	32.3	-20.9	0	66.47	-	-	74	-7.53	54	141	H
2	* 2.48365	57.41	Pk	32.3	-20.9	0	68.81	-	-	74	-5.19	54	141	H
3	* 2.48351	37.56	RMS	32.3	-20.9	.6	49.56	54	-4.44	-	-	54	141	H
4	* 2.48414	38.24	RMS	32.3	-20.9	.6	50.24	54	-3.76	-	-	54	141	H

* - indicates frequency in CFR47 Pt 15 / IC RSS-Restricted Band
Pk - Peak detector
RMS - RMS detection

UL VERIFICATION SERVICES INC.
47173 Benicia Street, Fremont, CA 94538; USA TEL:(510) 319-4000 FAX:(510) 661-0888
This report shall not be reproduced except in full, without the written approval of UL Verification Services Inc.

VERTICAL RESULT

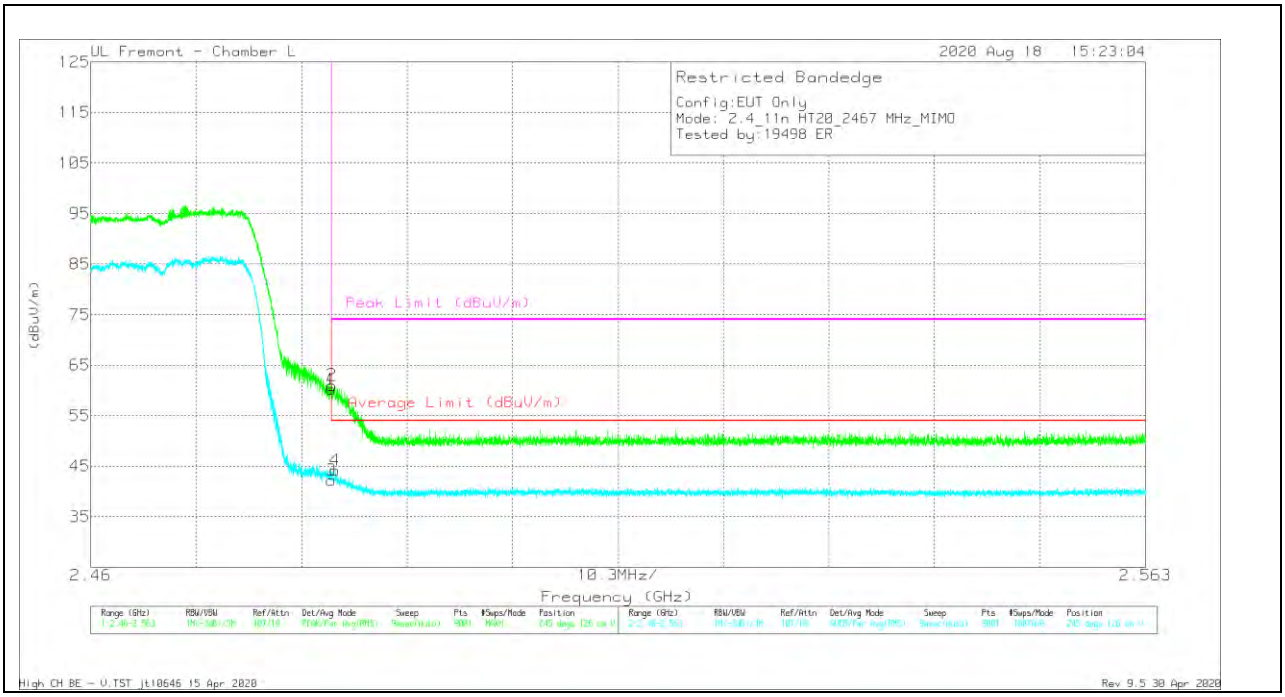

Marker	Frequency (GHz)	Meter Reading (dBuV)	Det	AF 344 (dB/m)	Amp/Cbl/Fltr/Pad (dB)	DC Corr (dB)	Corrected Reading (dBuV/m)	Average Limit (dBuV/m)	Margin (dB)	Peak Limit (dBuV/m)	PK Margin (dB)	Azimuth (Degs)	Height (cm)	Polarity
1	* 2.48351	48.8	Pk	32.3	-20.9	0	60.2	-	-	74	-13.8	245	126	V
2	* 2.48354	49.63	Pk	32.3	-20.9	0	61.03	-	-	74	-12.97	245	126	V
3	* 2.48351	30.25	RMS	32.3	-20.9	.6	42.25	54	-11.75	-	-	245	126	V
4	* 2.48388	32.21	RMS	32.3	-20.9	.6	44.21	54	-9.79	-	-	245	126	V

* - indicates frequency in CFR47 Pt 15 / IC RSS-Restricted Band
Pk - Peak detector
RMS - RMS detection

UL VERIFICATION SERVICES INC.
47173 Benicia Street, Fremont, CA 94538; USA TEL:(510) 319-4000 FAX:(510) 661-0888
This report shall not be reproduced except in full, without the written approval of UL Verification Services Inc.

BANDEDGE (HIGH CHANNEL, CH 13)

HORIZONTAL RESULT

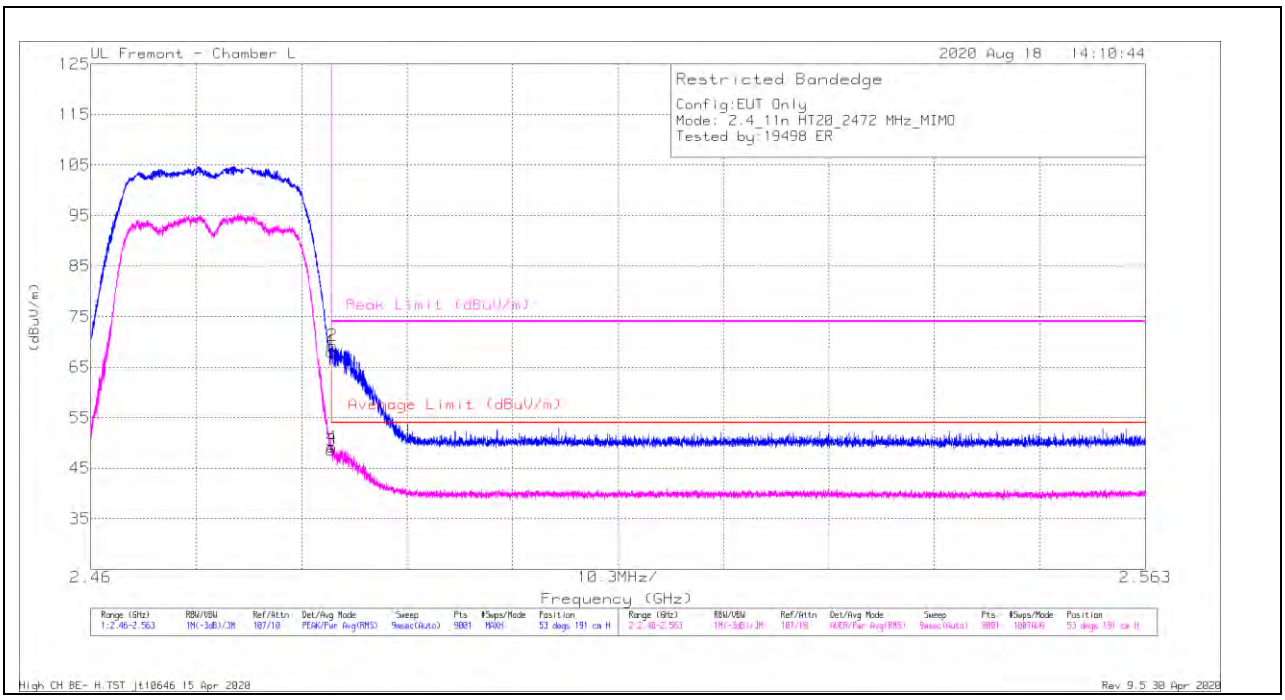

Marker	Frequency (GHz)	Meter Reading (dBuV)	Det	AF 344 (dB/m)	Amp/Cbl/Fltr/Pad (dB)	DC Corr (dB)	Corrected Reading (dBuV/m)	Average Limit (dBuV/m)	Margin (dB)	Peak Limit (dBuV/m)	PK Margin (dB)	Azimuth (Degs)	Height (cm)	Polarity
1	* 2.48351	56.71	Pk	32.3	-20.9	0	68.11	-	-	74	-5.89	53	191	H
2	* 2.48359	57.84	Pk	32.3	-20.9	0	69.24	-	-	74	-4.76	53	191	H
3	* 2.48351	36.55	RMS	32.3	-20.9	.6	48.55	54	-5.45	-	-	53	191	H
4	* 2.48354	37.12	RMS	32.3	-20.9	.6	49.12	54	-4.88	-	-	53	191	H

* - indicates frequency in CFR47 Pt 15 / IC RSS-Restricted Band
Pk - Peak detector
RMS - RMS detection

UL VERIFICATION SERVICES INC.
47173 Benicia Street, Fremont, CA 94538; USA TEL:(510) 319-4000 FAX:(510) 661-0888
This report shall not be reproduced except in full, without the written approval of UL Verification Services Inc.

VERTICAL RESULT

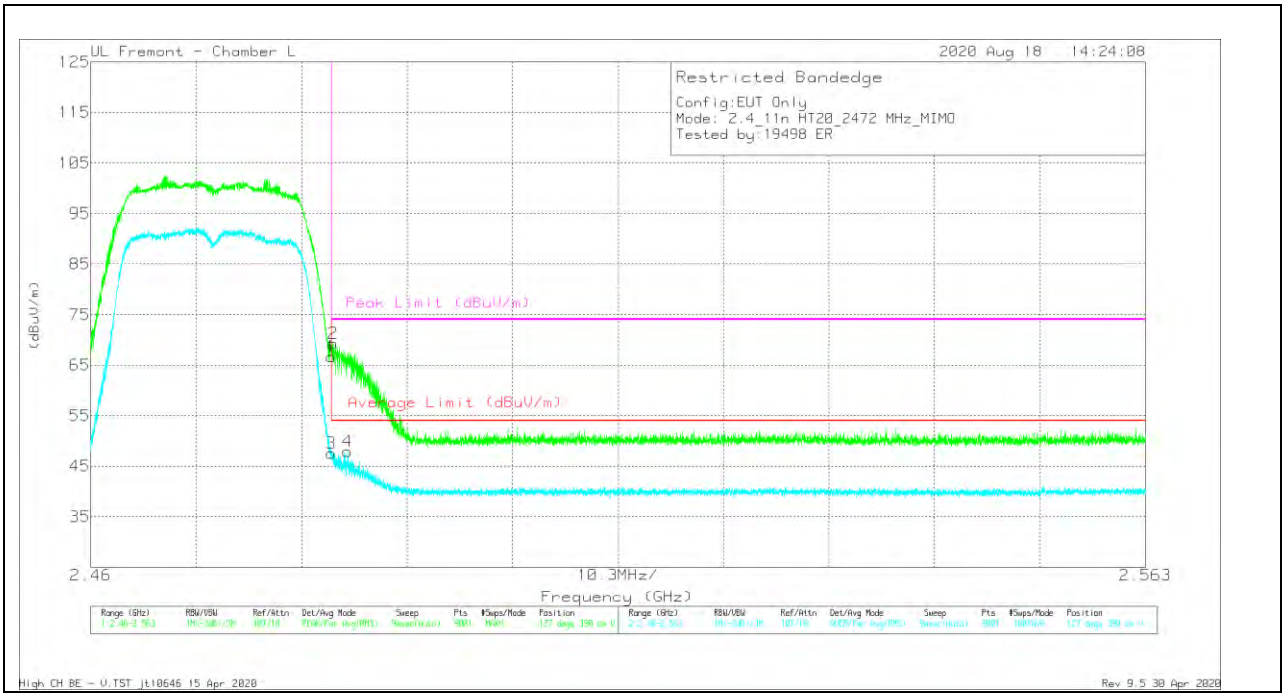

Marker	Frequency (GHz)	Meter Reading (dBuV)	Det	AF 344 (dB/m)	Amp/Cbl/Fltr/Pad (dB)	DC Corr (dB)	Corrected Reading (dBuV/m)	Average Limit (dBuV/m)	Margin (dB)	Peak Limit (dBuV/m)	PK Margin (dB)	Azimuth (Degs)	Height (cm)	Polarity
1	* 2.48351	55.33	Pk	32.3	-20.9	0	66.73	-	-	74	-7.27	127	390	V
2	* 2.48368	57.91	Pk	32.3	-20.9	0	69.31	-	-	74	-4.69	127	390	V
3	* 2.48351	35.59	RMS	32.3	-20.9	.6	47.59	54	-6.41	-	-	127	390	V
4	* 2.48507	35.95	RMS	32.3	-20.9	.6	47.95	54	-6.05	-	-	127	390	V

* - indicates frequency in CFR47 Pt 15 / IC RSS-Restricted Band
Pk - Peak detector
RMS - RMS detection

UL VERIFICATION SERVICES INC.
47173 Benicia Street, Fremont, CA 94538; USA TEL:(510) 319-4000 FAX:(510) 661-0888
This report shall not be reproduced except in full, without the written approval of UL Verification Services Inc.

HARMONICS AND SPURIOUS EMISSIONS

LOW CHANNEL, CH 1 RESULTS

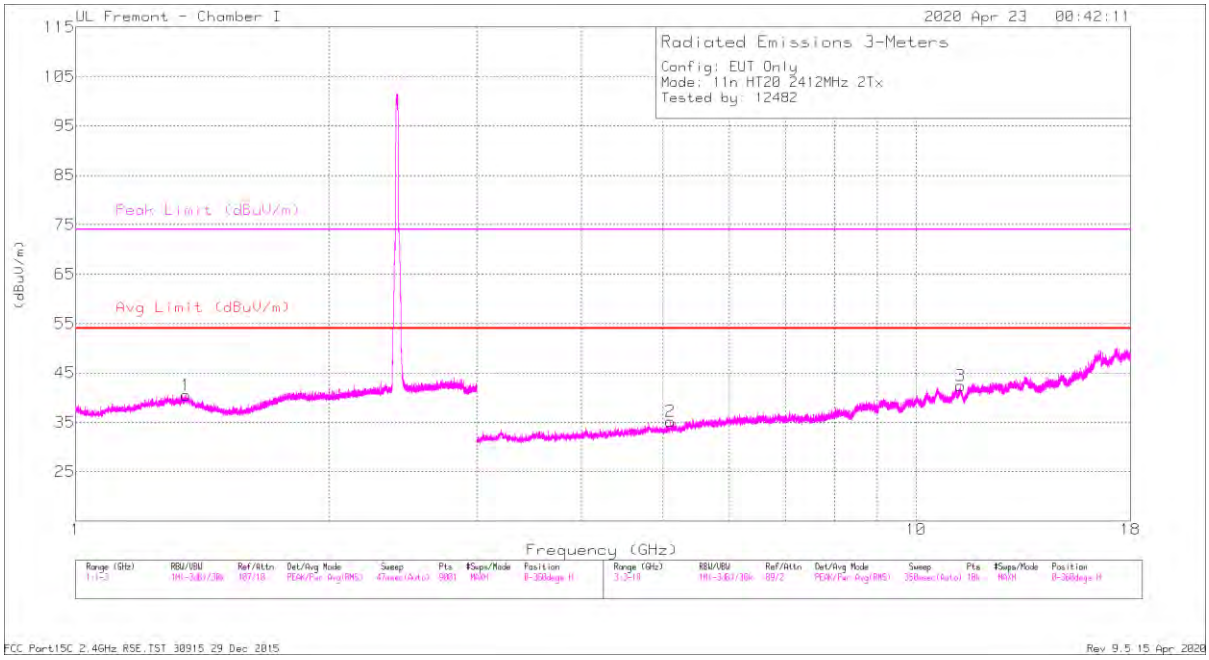

HORIZONTAL

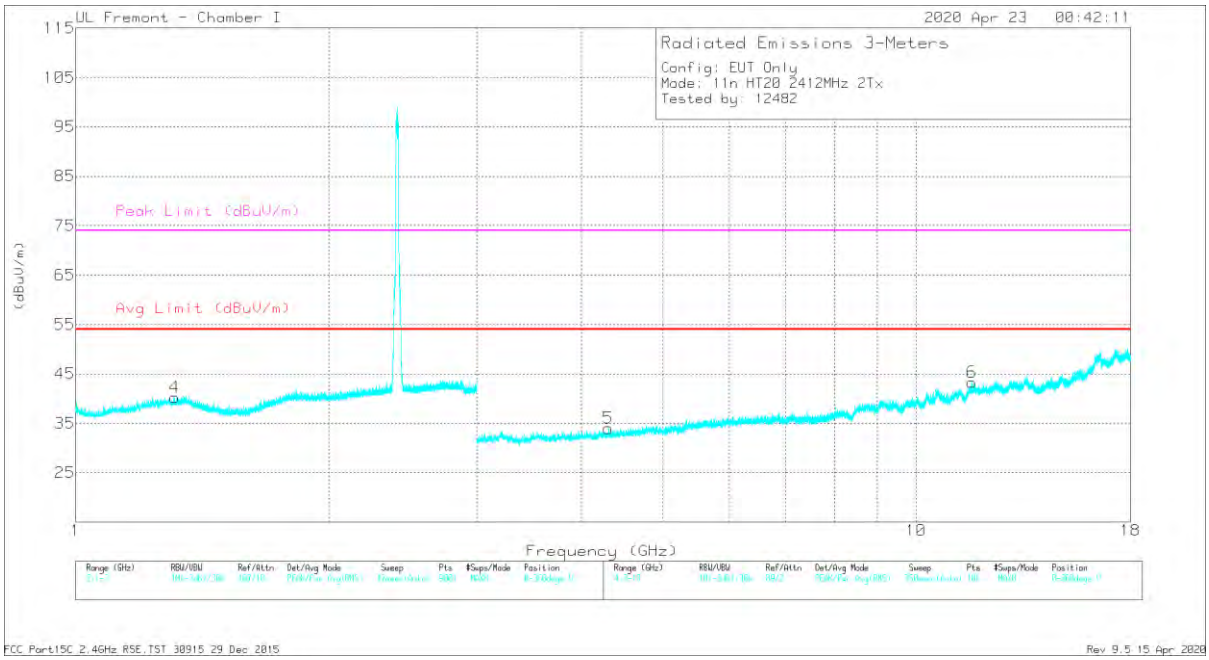

VERTICAL

UL VERIFICATION SERVICES INC.
47173 Benicia Street, Fremont, CA 94538; USA TEL:(510) 319-4000 FAX:(510) 661-0888
This report shall not be reproduced except in full, without the written approval of UL Verification Services Inc.

RADIATED EMISSIONS

Marker	Frequency (GHz)	Meter Reading (dBuV)	Det	AF T862 (dB/m)	Amp/Cbl/Fltr/Pad (dB)	Corrected Reading (dBuV/m)	Avg Limit (dBuV/m)	Margin (dB)	Peak Limit (dBuV/m)	PK Margin (dB)	Azimuth (Degs)	Height (cm)	Polarity
1	* 1.35046	38.86	PK2	29.7	-20.9	47.66	-	-	74	-26.34	235	207	H
	* 1.34982	28.68	MAv1	29.6	-20.9	37.38	54	-16.62	-	-	235	207	H
4	* 1.31324	39.92	PK2	29.3	-20.7	48.52	-	-	74	-25.48	244	139	V
	* 1.31333	28.84	MAv1	29.3	-20.7	37.44	54	-16.56	-	-	244	139	V
2	* 5.09812	33.82	PK2	34.3	-25.4	42.72	-	-	74	-31.28	309	387	H
	* 5.10044	23.21	MAv1	34.4	-25.4	32.21	54	-21.79	-	-	309	387	H
3	* 11.2982	31.56	PK2	38.1	-18.9	50.76	-	-	74	-23.24	298	266	H
	* 11.3002	20.8	MAv1	38	-18.9	39.9	54	-14.1	-	-	298	266	H
5	* 4.3038	34.09	PK2	33.5	-27.1	40.49	-	-	74	-33.51	335	187	V
	* 4.30395	24.24	MAv1	33.5	-27.1	30.64	54	-23.36	-	-	335	187	V
6	* 11.65457	31.55	PK2	38.4	-19.7	50.25	-	-	74	-23.75	247	122	V
	* 11.65432	20.63	MAv1	38.4	-19.7	39.33	54	-14.67	-	-	247	122	V

* - indicates frequency in CFR47 Pt 15 / IC RSS-Restricted Band
PK2 - KDB558074 Method: Maximum Peak
MAv1 - KDB558074 Option 1 Maximum RMS Average

UL VERIFICATION SERVICES INC.
47173 Benicia Street, Fremont, CA 94538; USA TEL:(510) 319-4000 FAX:(510) 661-0888
This report shall not be reproduced except in full, without the written approval of UL Verification Services Inc.

MID CHANNEL, CH 6 RESULTS

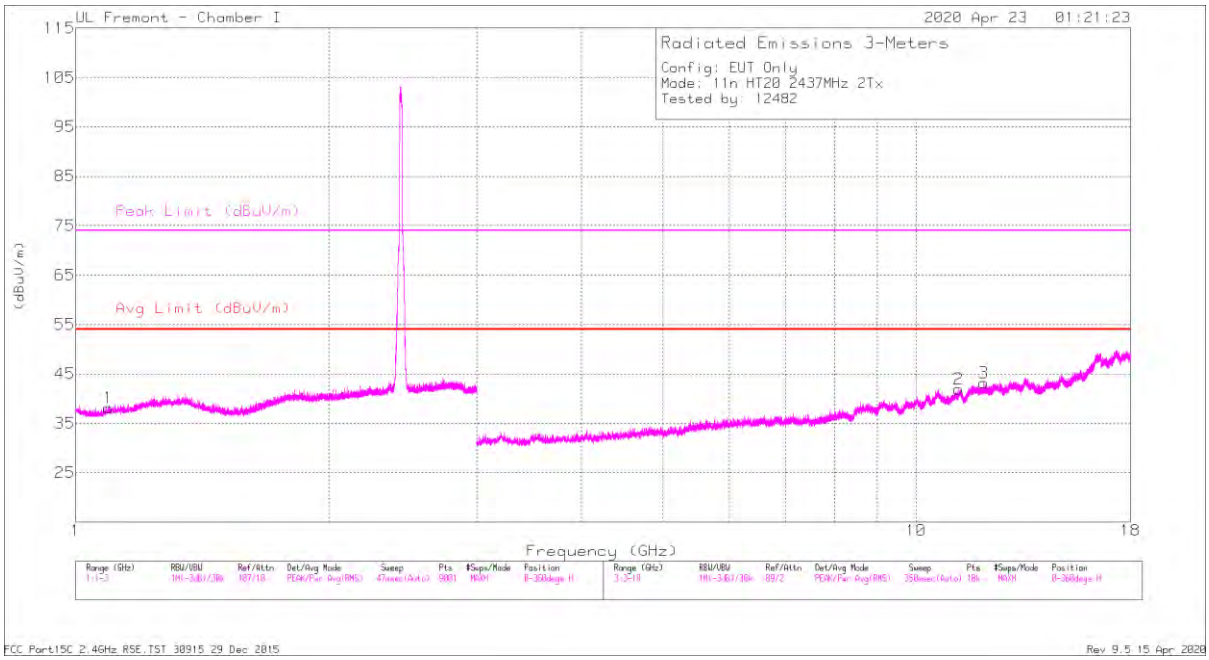

HORIZONTAL

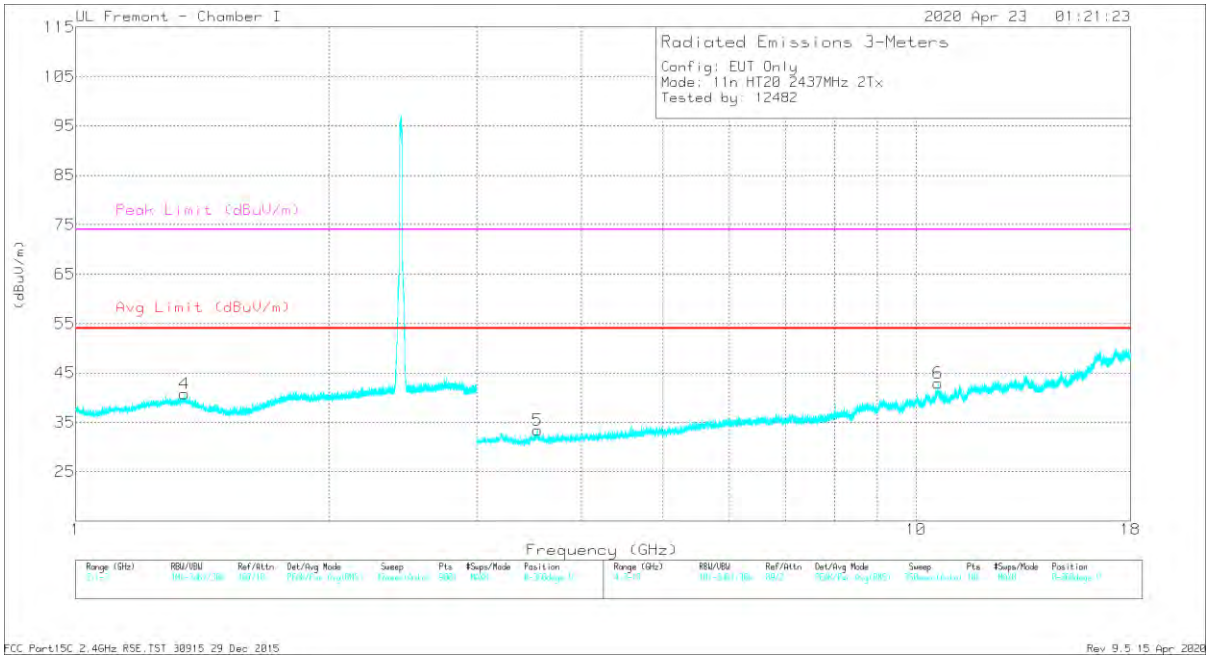

VERTICAL

UL VERIFICATION SERVICES INC.
47173 Benicia Street, Fremont, CA 94538; USA TEL:(510) 319-4000 FAX:(510) 661-0888
This report shall not be reproduced except in full, without the written approval of UL Verification Services Inc.

RADIATED EMISSIONS

Marker	Frequency (GHz)	Meter Reading (dBuV)	Det	AF T862 (dB/m)	Amp/Cbl/Fltr/Pad (dB)	Corrected Reading (dBuV/m)	Avg Limit (dBuV/m)	Margin (dB)	Peak Limit (dBuV/m)	PK Margin (dB)	Azimuth (Degs)	Height (cm)	Polarity
1	* 1.09438	40.1	PK2	27.6	-21.7	46	-	-	74	-28	159	249	H
	* 1.09344	30.71	MAv1	27.6	-21.7	36.61	54	-17.39	-	-	159	249	H
4	* 1.34569	39.14	PK2	29.5	-20.8	47.84	-	-	74	-26.16	67	152	V
	* 1.34722	28.69	MAv1	29.5	-20.9	37.29	54	-16.71	-	-	67	152	V
2	* 11.25003	31.23	PK2	37.9	-18.9	50.23	-	-	74	-23.77	100	188	H
	* 11.2514	19.87	MAv1	37.9	-18.9	38.87	54	-15.13	-	-	100	188	H
3	* 12.04145	30.91	PK2	38.8	-19.4	50.31	-	-	74	-23.69	51	258	H
	* 12.04167	21.22	MAv1	38.8	-19.4	40.62	54	-13.38	-	-	51	258	H
5	* 3.54323	35.14	PK2	33	-27.1	41.04	-	-	74	-32.96	263	129	V
	* 3.54261	24.41	MAv1	33	-27.1	30.31	54	-23.69	-	-	263	129	V
6	* 10.62535	31.21	PK2	38	-18.4	50.81	-	-	74	-23.19	145	245	V
	* 10.62616	20.15	MAv1	38	-18.4	39.75	54	-14.25	-	-	145	245	V

* - indicates frequency in CFR47 Pt 15 / IC RSS-Restricted Band
PK2 - KDB558074 Method: Maximum Peak
MAv1 - KDB558074 Option 1 Maximum RMS Average

UL VERIFICATION SERVICES INC.
47173 Benicia Street, Fremont, CA 94538; USA TEL:(510) 319-4000 FAX:(510) 661-0888
This report shall not be reproduced except in full, without the written approval of UL Verification Services Inc.

HIGH CHANNEL, CH 13 RESULTS

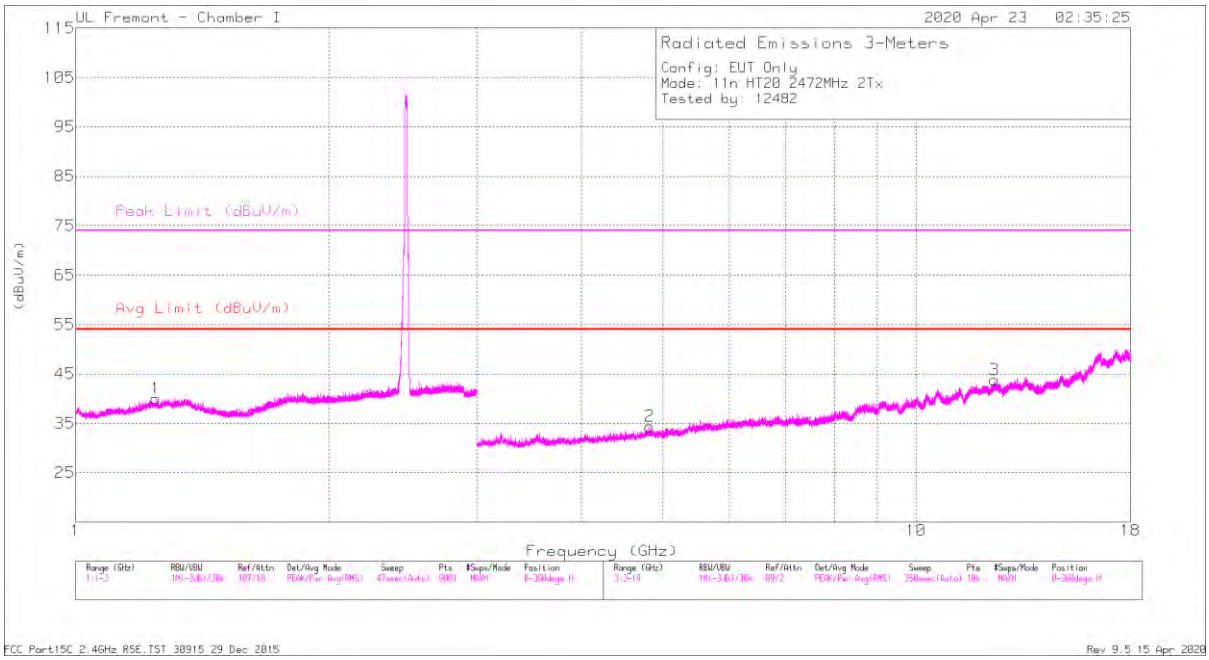

HORIZONTAL

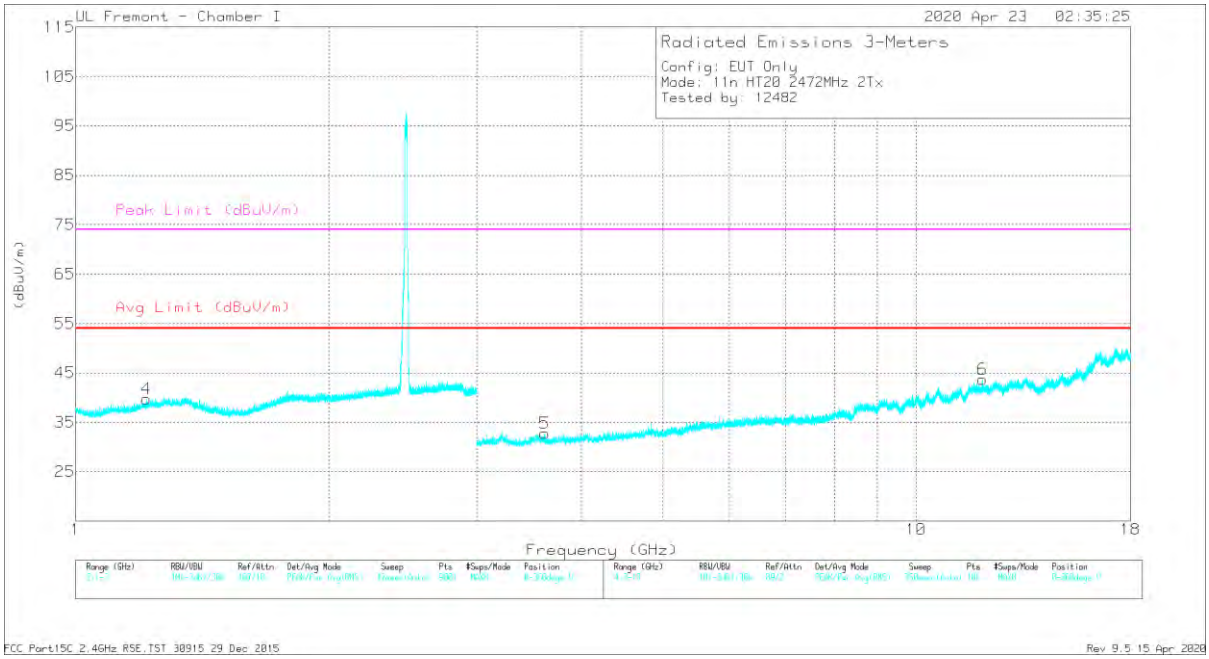

VERTICAL

UL VERIFICATION SERVICES INC.
47173 Benicia Street, Fremont, CA 94538; USA TEL:(510) 319-4000 FAX:(510) 661-0888
This report shall not be reproduced except in full, without the written approval of UL Verification Services Inc.

RADIATED EMISSIONS

Marker	Frequency (GHz)	Meter Reading (dBuV)	Det	AF T862 (dB/m)	Amp/Cbl/Fltr/Pad (dB)	Corrected Reading (dBuV/m)	Avg Limit (dBuV/m)	Margin (dB)	Peak Limit (dBuV/m)	PK Margin (dB)	Azimuth (Degs)	Height (cm)	Polarity
1	* 1.24764	39.96	PK2	28.8	-20.6	48.16	-	-	74	-25.84	4	239	H
	* 1.24658	29.09	MAv1	28.8	-20.5	37.39	54	-16.61	-	-	4	239	H
4	* 1.21485	38.73	PK2	28.6	-20.7	46.63	-	-	74	-27.37	153	143	V
	* 1.2122	28.22	MAv1	28.5	-20.7	36.02	54	-17.98	-	-	153	143	V
2	* 4.81747	34.45	PK2	34.2	-25.9	42.75	-	-	74	-31.25	231	243	H
	* 4.81713	24.31	MAv1	34.2	-25.9	32.61	54	-21.39	-	-	231	243	H
3	* 12.40645	31.17	PK2	39	-19.6	50.57	-	-	74	-23.43	34	191	H
	* 12.40306	21.06	MAv1	39	-19.7	40.36	54	-13.64	-	-	34	191	H
5	* 3.61582	36.63	PK2	33	-28.7	40.93	-	-	74	-33.07	60	249	V
	* 3.6175	26.4	MAv1	33	-28.6	30.8	54	-23.2	-	-	60	249	V
6	* 12.00568	30.78	PK2	38.8	-19.7	49.88	-	-	74	-24.12	273	171	V
	* 12.0058	20.67	MAv1	38.8	-19.7	39.77	54	-14.23	-	-	273	171	V

* - indicates frequency in CFR47 Pt 15 / IC RSS-Restricted Band
PK2 - KDB558074 Method: Maximum Peak
MAv1 - KDB558074 Option 1 Maximum RMS Average

UL VERIFICATION SERVICES INC.
47173 Benicia Street, Fremont, CA 94538; USA TEL:(510) 319-4000 FAX:(510) 661-0888
This report shall not be reproduced except in full, without the written approval of UL Verification Services Inc.

10.1.3. TX ABOVE 1 GHz 802.11ax HE20 MODE IN THE 2.4 GHz BAND

1TX ANT 4 MODE: 26-Tones, RU Index 0

BANDEDGE (LOW CHANNEL, CH 1)

HORIZONTAL RESULT

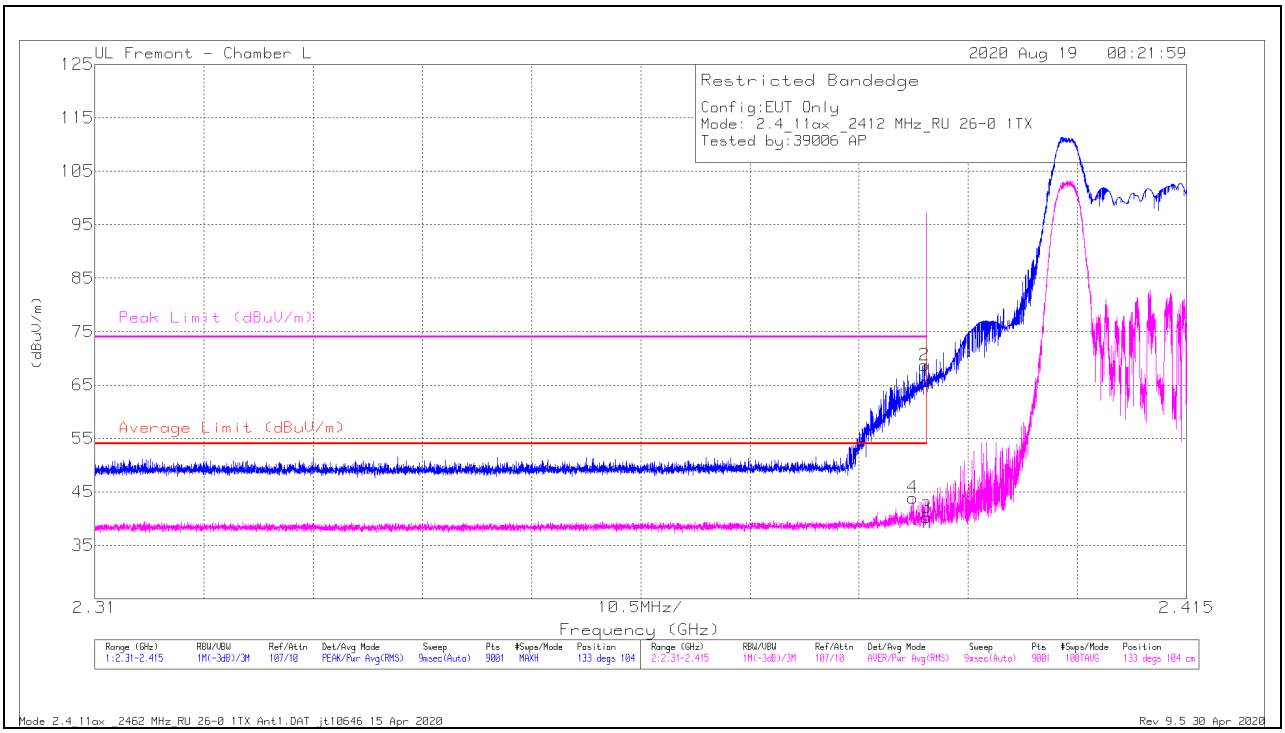

Marker	Frequency (GHz)	Meter Reading (dBuV)	Det	AF 344 (dB/m)	Amp/Cbl/Fltr/Pad (dB)	Corrected Reading (dBuV/m)	Average Limit (dBuV/m)	Margin (dB)	Peak Limit (dBuV/m)	PK Margin (dB)	Azimuth (Degs)	Height (cm)	Polarity
1	* 2.38999	54.92	Pk	31.9	-21.1	65.72	-	-	74	-8.28	133	104	H
2	* 2.38977	57.88	Pk	31.9	-21.1	68.68	-	-	74	-5.32	133	104	H
3	* 2.38999	29.43	RMS	31.9	-21.1	40.23	54	-13.77	-	-	133	104	H
4	* 2.38868	33.11	RMS	31.9	-21.1	43.91	54	-10.09	-	-	133	104	H

* - indicates frequency in CFR47 Pt 15 / IC RSS-Restricted Band
Pk - Peak detector
RMS - RMS detection

UL VERIFICATION SERVICES INC.
47173 Benicia Street, Fremont, CA 94538; USA TEL:(510) 319-4000 FAX:(510) 661-0888
This report shall not be reproduced except in full, without the written approval of UL Verification Services Inc.

VERTICAL RESULT

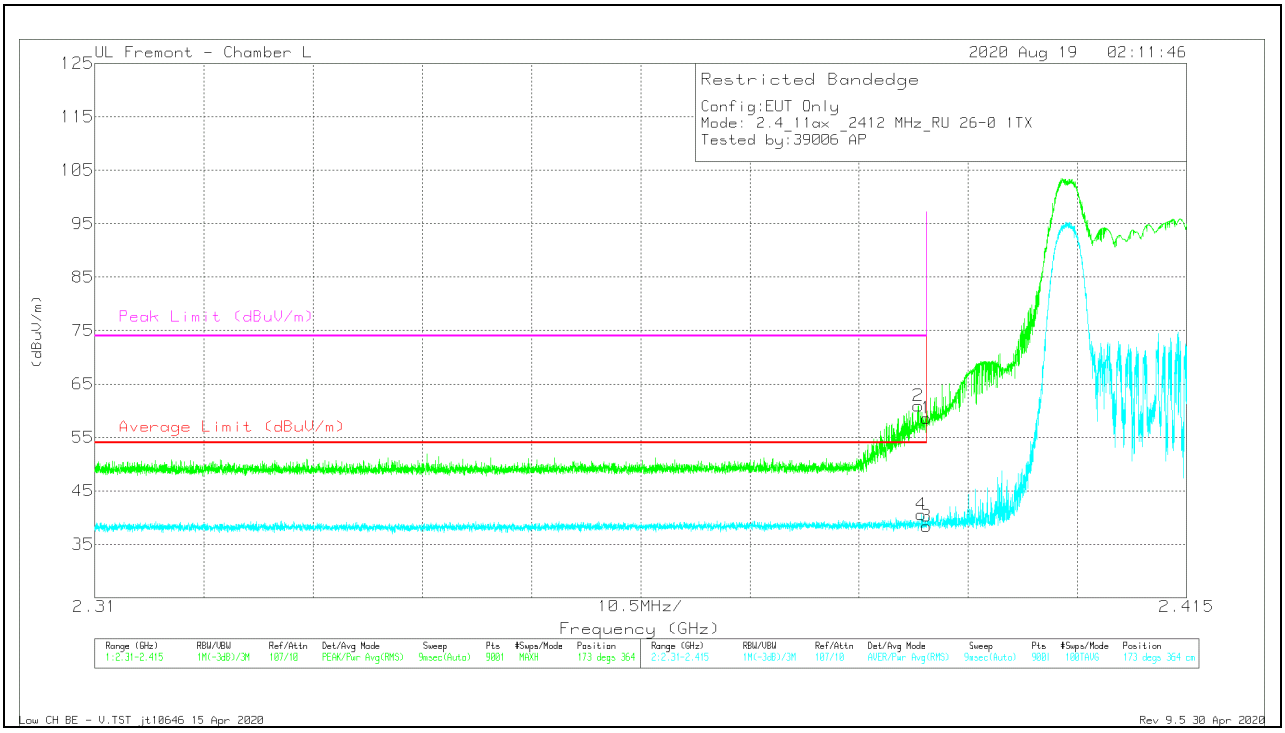

Marker	Frequency (GHz)	Meter Reading (dBuV)	Det	AF 344 (dB/m)	Amp/Cbl/Fltr/Pad (dB)	Corrected Reading (dBuV/m)	Average Limit (dBuV/m)	Margin (dB)	Peak Limit (dBuV/m)	PK Margin (dB)	Azimuth (Degs)	Height (cm)	Polarity
1	* 2.38999	47.8	Pk	31.9	-21.1	58.6	-	-	74	-15.4	173	364	V
2	* 2.3892	50.09	Pk	31.9	-21.1	60.89	-	-	74	-13.11	173	364	V
3	* 2.38999	27.56	RMS	31.9	-21.1	38.36	54	-15.64	-	-	173	364	V
4	* 2.38948	29.76	RMS	31.9	-21.1	40.56	54	-13.44	-	-	173	364	V

* - indicates frequency in CFR47 Pt 15 / IC RSS-Restricted Band
Pk - Peak detector
RMS - RMS detection

UL VERIFICATION SERVICES INC.
47173 Benicia Street, Fremont, CA 94538; USA TEL:(510) 319-4000 FAX:(510) 661-0888
This report shall not be reproduced except in full, without the written approval of UL Verification Services Inc.

BANDEDGE (LOW CHANNEL, CH 2)

HORIZONTAL RESULT

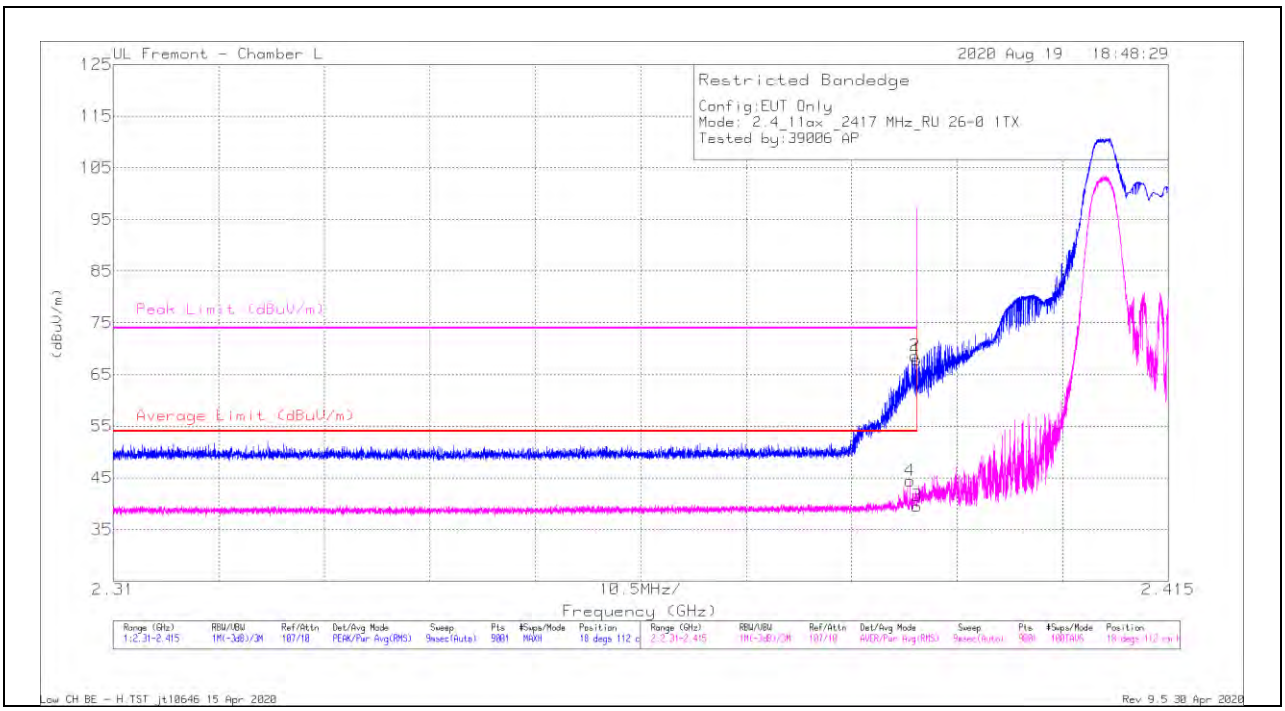

Marker	Frequency (GHz)	Meter Reading (dBuV)	Det	AF 344 (dB/m)	Amp/Cbl/Fltr/Pad (dB)	Corrected Reading (dBuV/m)	Average Limit (dBuV/m)	Margin (dB)	Peak Limit (dBuV/m)	PK Margin (dB)	Azimuth (Degs)	Height (cm)	Polarity
1	* 2.38999	57.07	Pk	31.9	-21.1	67.87	-	-	74	-6.13	18	112	H
2	* 2.38977	57.85	Pk	31.9	-21.1	68.65	-	-	74	-5.35	18	112	H
3	* 2.38999	28.74	RMS	31.9	-21.1	39.54	54	-14.46	-	-	18	112	H
4	* 2.3893	33.63	RMS	31.9	-21.1	44.43	54	-9.57	-	-	18	112	H

* - indicates frequency in CFR47 Pt 15 / IC RSS-Restricted Band
Pk - Peak detector
RMS - RMS detection

UL VERIFICATION SERVICES INC.
47173 Benicia Street, Fremont, CA 94538; USA TEL:(510) 319-4000 FAX:(510) 661-0888
This report shall not be reproduced except in full, without the written approval of UL Verification Services Inc.

VERTICAL RESULT

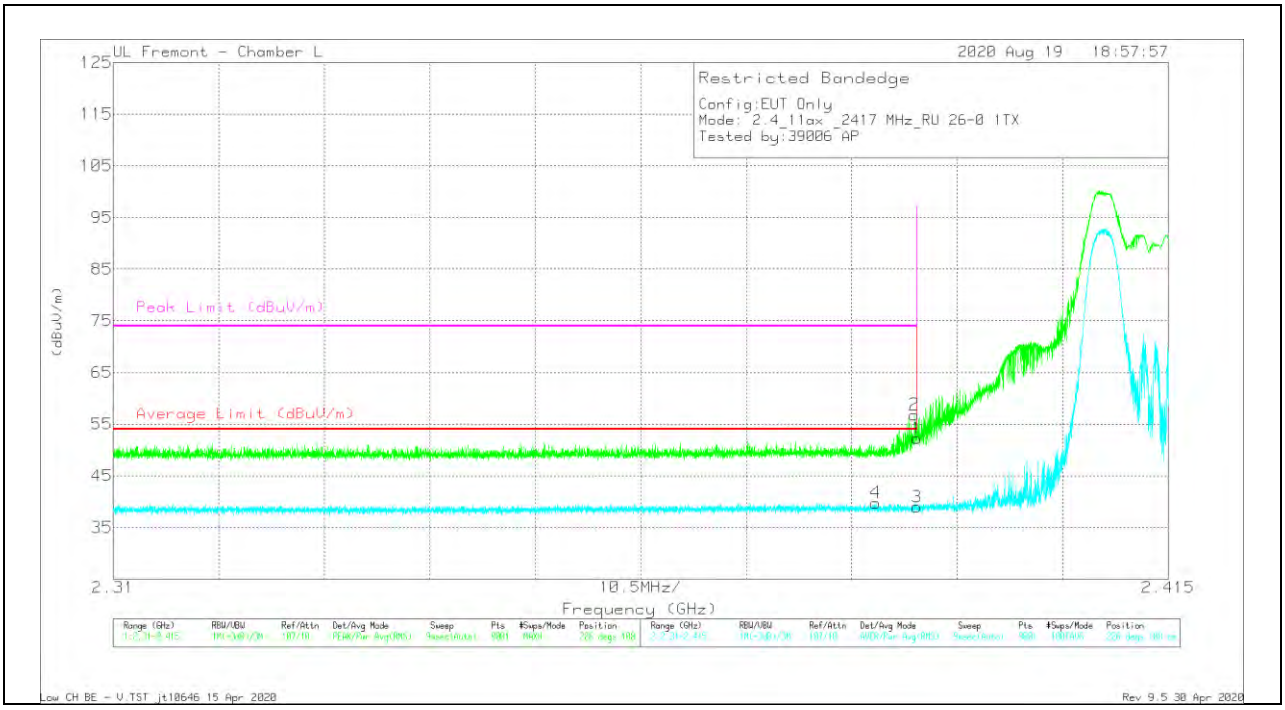

Marker	Frequency (GHz)	Meter Reading (dBuV)	Det	AF 344 (dB/m)	Amp/Cbl/Fltr/Pad (dB)	Corrected Reading (dBuV/m)	Average Limit (dBuV/m)	Margin (dB)	Peak Limit (dBuV/m)	PK Margin (dB)	Azimuth (Degs)	Height (cm)	Polarity
1	* 2.38999	41.46	Pk	31.9	-21.1	52.26	-	-	74	-21.74	226	108	V
2	* 2.38972	46.01	Pk	31.9	-21.1	56.81	-	-	74	-17.19	226	108	V
3	* 2.38999	28.18	RMS	31.9	-21.1	38.98	54	-15.02	-	-	226	108	V
4	* 2.38588	29.07	RMS	31.8	-21.1	39.77	54	-14.23	-	-	226	108	V

* - indicates frequency in CFR47 Pt 15 / IC RSS-Restricted Band
Pk - Peak detector
RMS - RMS detection

UL VERIFICATION SERVICES INC.
47173 Benicia Street, Fremont, CA 94538; USA TEL:(510) 319-4000 FAX:(510) 661-0888
This report shall not be reproduced except in full, without the written approval of UL Verification Services Inc.

BANDEDGE (LOW CHANNEL, CH 3)

HORIZONTAL RESULT

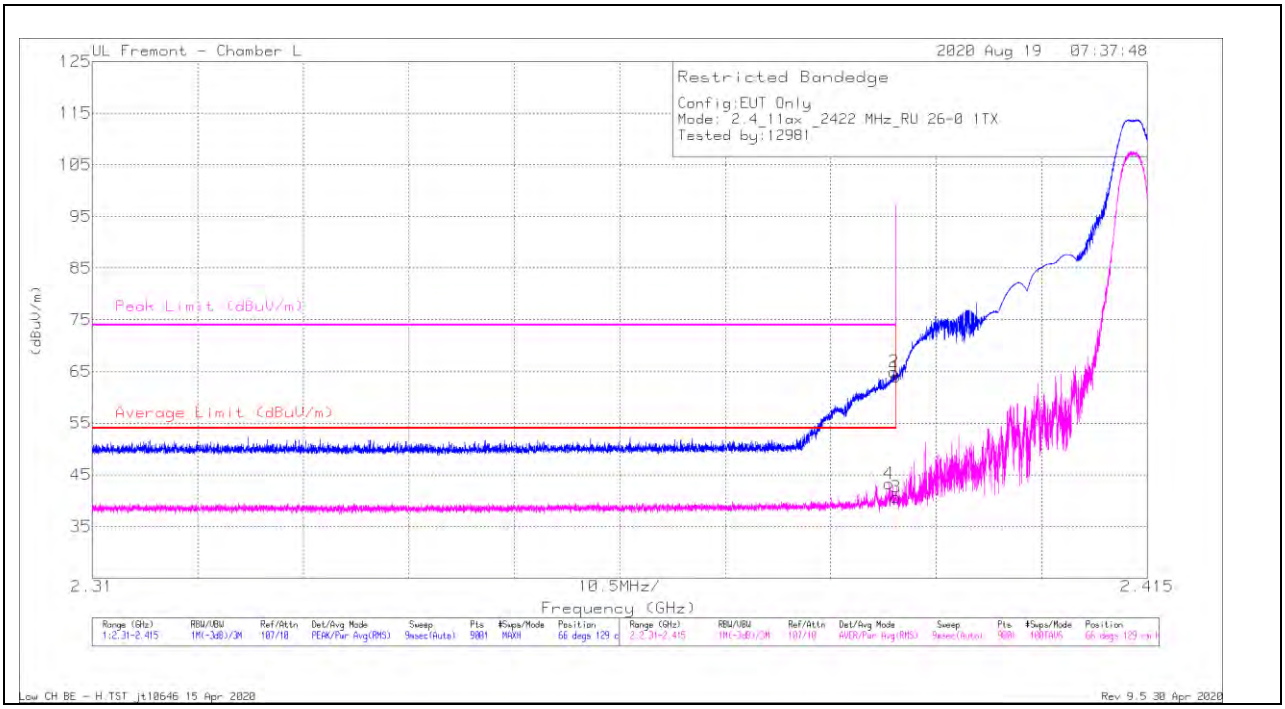

Marker	Frequency (GHz)	Meter Reading (dBuV)	Det	AF 344 (dB/m)	Amp/Cbl/Fltr/Pad (dB)	Corrected Reading (dBuV/m)	Average Limit (dBuV/m)	Margin (dB)	Peak Limit (dBuV/m)	PK Margin (dB)	Azimuth (Degs)	Height (cm)	Polarity
1	* 2.38999	53.14	Pk	31.9	-21.1	63.94	-	-	74	-10.06	66	129	H
2	* 2.38978	54.14	Pk	31.9	-21.1	64.94	-	-	74	-9.06	66	129	H
3	* 2.38999	29.84	RMS	31.9	-21.1	40.64	54	-13.36	-	-	66	129	H
4	* 2.38931	32.46	RMS	31.9	-21.1	43.26	54	-10.74	-	-	66	129	H

* - indicates frequency in CFR47 Pt 15 / IC RSS-Restricted Band
Pk - Peak detector
RMS - RMS detection

UL VERIFICATION SERVICES INC.
47173 Benicia Street, Fremont, CA 94538; USA TEL:(510) 319-4000 FAX:(510) 661-0888
This report shall not be reproduced except in full, without the written approval of UL Verification Services Inc.

VERTICAL RESULT

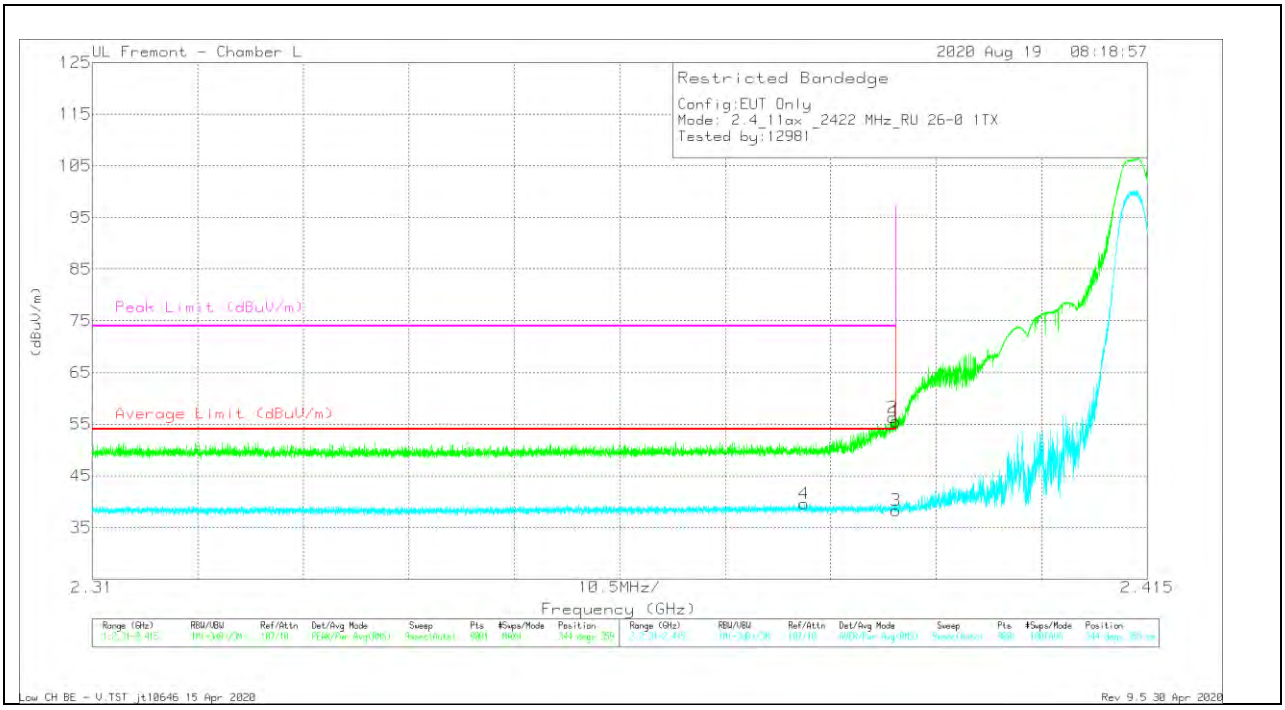

Marker	Frequency (GHz)	Meter Reading (dBuV)	Det	AF 344 (dB/m)	Amp/Cbl/Fltr/Pad (dB)	Corrected Reading (dBuV/m)	Average Limit (dBuV/m)	Margin (dB)	Peak Limit (dBuV/m)	PK Margin (dB)	Azimuth (Degs)	Height (cm)	Polarity
1	* 2.38999	44.7	Pk	31.9	-21.1	55.5	-	-	74	-18.5	344	359	V
2	* 2.38965	45.49	Pk	31.9	-21.1	56.29	-	-	74	-17.71	344	359	V
3	* 2.38999	27.47	RMS	31.9	-21.1	38.27	54	-15.73	-	-	344	359	V
4	* 2.38084	28.9	RMS	31.8	-21.1	39.6	54	-14.4	-	-	344	359	V

* - indicates frequency in CFR47 Pt 15 / IC RSS-Restricted Band
Pk - Peak detector
RMS - RMS detection

UL VERIFICATION SERVICES INC.
47173 Benicia Street, Fremont, CA 94538; USA TEL:(510) 319-4000 FAX:(510) 661-0888
This report shall not be reproduced except in full, without the written approval of UL Verification Services Inc.

BANDEDGE (HIGH CHANNEL, CH 9)

HORIZONTAL RESULT

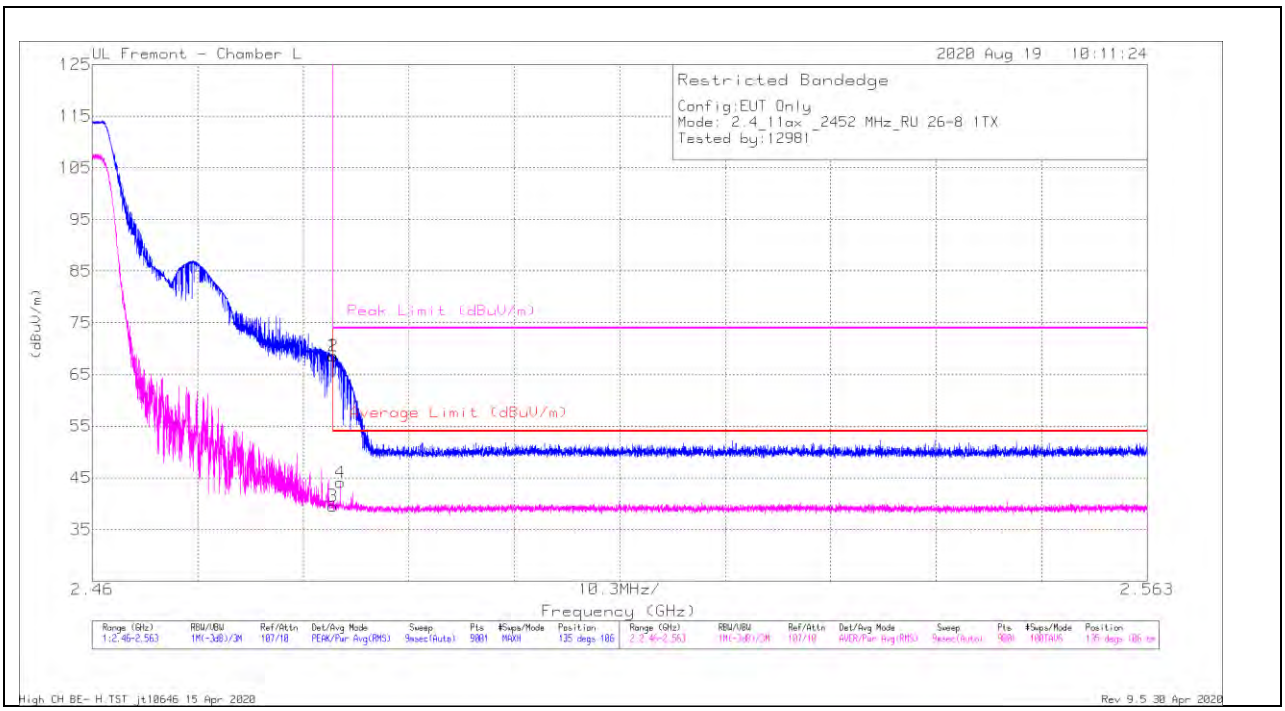

Marker	Frequency (GHz)	Meter Reading (dBuV)	Det	AF 344 (dB/m)	Amp/Cbl/Fltr/Pad (dB)	Corrected Reading (dBuV/m)	Average Limit (dBuV/m)	Margin (dB)	Peak Limit (dBuV/m)	PK Margin (dB)	Azimuth (Degs)	Height (cm)	Polarity
1	* 2.48351	57.24	Pk	32.3	-20.9	68.64	-	-	74	-5.36	135	106	H
2	* 2.48356	57.16	Pk	32.3	-20.9	68.56	-	-	74	-5.44	135	106	H
3	* 2.48351	28.1	RMS	32.3	-20.9	39.5	54	-14.5	-	-	135	106	H
4	* 2.4842	32.7	RMS	32.3	-20.9	44.1	54	-9.9	-	-	135	106	H

* - indicates frequency in CFR47 Pt 15 / IC RSS-Restricted Band
Pk - Peak detector
RMS - RMS detection

UL VERIFICATION SERVICES INC.
47173 Benicia Street, Fremont, CA 94538; USA TEL:(510) 319-4000 FAX:(510) 661-0888
This report shall not be reproduced except in full, without the written approval of UL Verification Services Inc.

VERTICAL RESULT

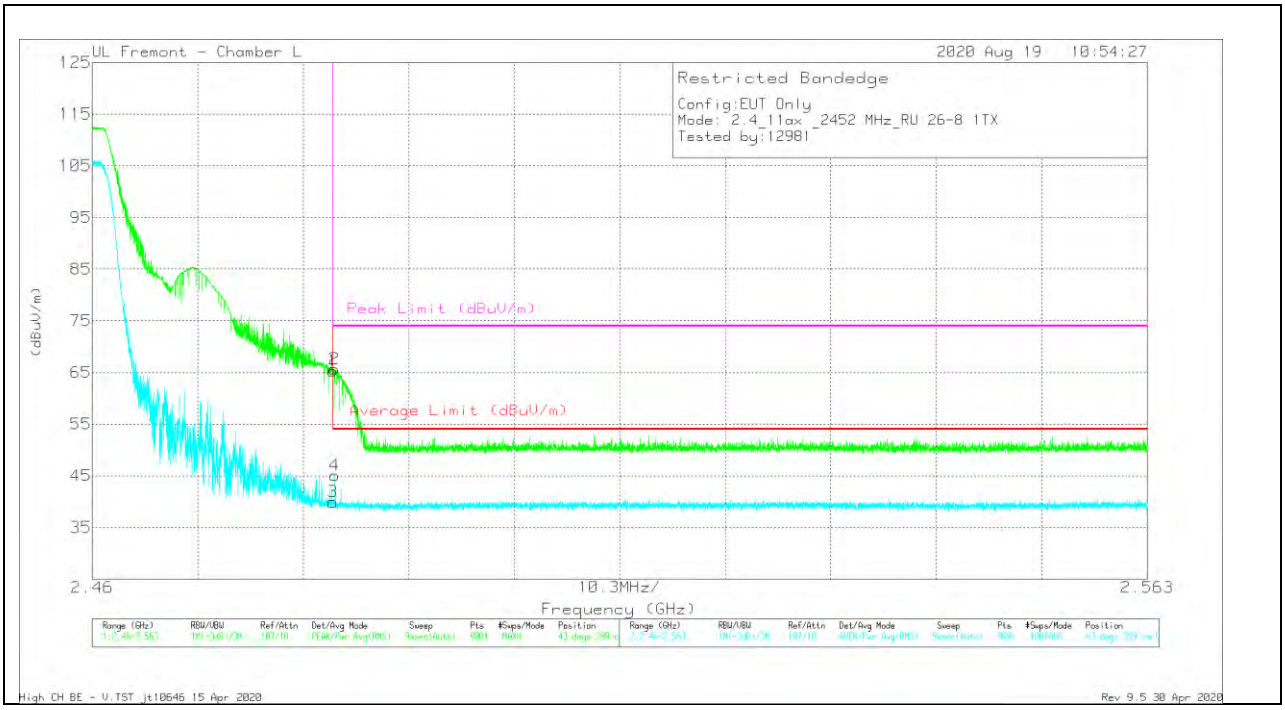

Marker	Frequency (GHz)	Meter Reading (dBuV)	Det	AF 344 (dB/m)	Amp/Cbl/Fltr/Pad (dB)	Corrected Reading (dBuV/m)	Average Limit (dBuV/m)	Margin (dB)	Peak Limit (dBuV/m)	PK Margin (dB)	Azimuth (Degs)	Height (cm)	Polarity
1	* 2.48351	53.88	Pk	32.3	-20.9	65.28	-	-	74	-8.72	43	399	V
2	* 2.48363	54.25	Pk	32.3	-20.9	65.65	-	-	74	-8.35	43	399	V
3	* 2.48351	28.52	RMS	32.3	-20.9	39.92	54	-14.08	-	-	43	399	V
4	* 2.48369	33.67	RMS	32.3	-20.9	45.07	54	-8.93	-	-	43	399	V

* - indicates frequency in CFR47 Pt 15 / IC RSS-Restricted Band
Pk - Peak detector
RMS - RMS detection

UL VERIFICATION SERVICES INC.
47173 Benicia Street, Fremont, CA 94538; USA TEL:(510) 319-4000 FAX:(510) 661-0888
This report shall not be reproduced except in full, without the written approval of UL Verification Services Inc.

BANDEDGE (HIGH CHANNEL, CH 10)

HORIZONTAL RESULT

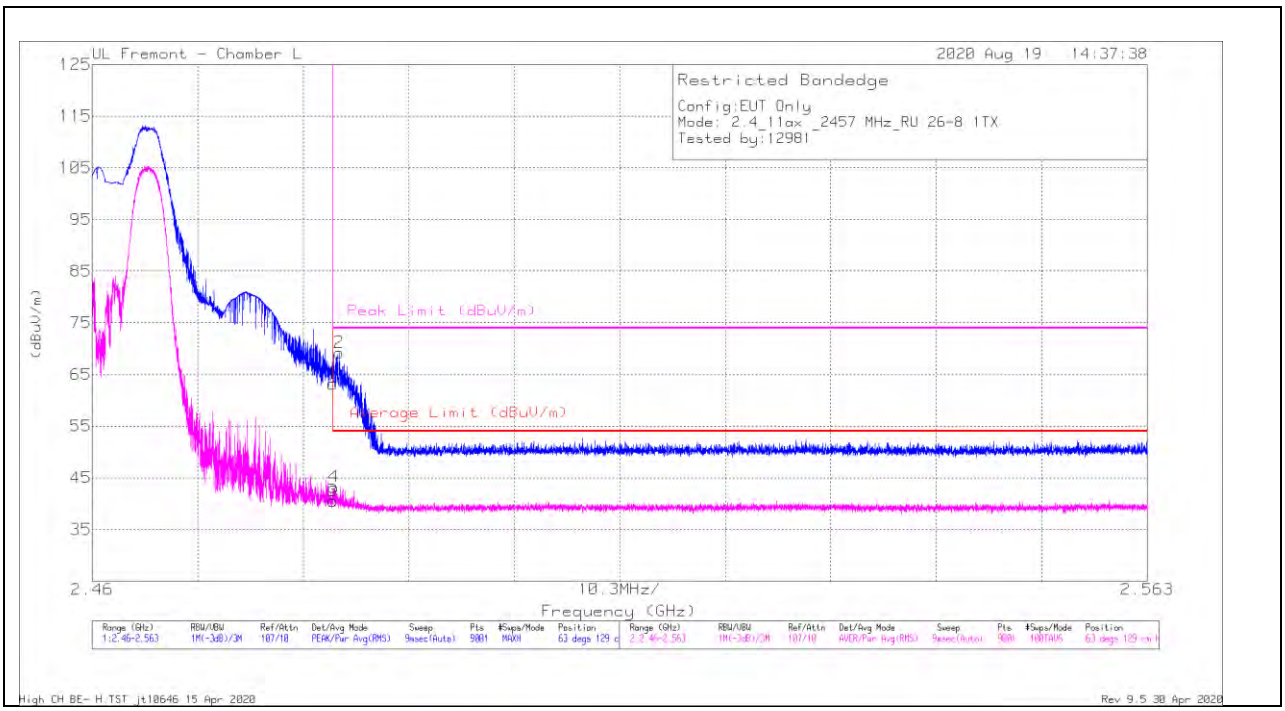

Marker	Frequency (GHz)	Meter Reading (dBuV)	Det	AF 344 (dB/m)	Amp/Cbl/Fltr/Pad (dB)	Corrected Reading (dBuV/m)	Average Limit (dBuV/m)	Margin (dB)	Peak Limit (dBuV/m)	PK Margin (dB)	Azimuth (Degs)	Height (cm)	Polarity
1	* 2.48351	51.78	Pk	32.3	-20.9	63.18	-	-	74	-10.82	63	129	H
2	* 2.4841	57.83	Pk	32.3	-20.9	69.23	-	-	74	-4.77	63	129	H
3	* 2.48351	29.14	RMS	32.3	-20.9	40.54	54	-13.46	-	-	63	129	H
4	* 2.48359	31.79	RMS	32.3	-20.9	43.19	54	-10.81	-	-	63	129	H

* - indicates frequency in CFR47 Pt 15 / IC RSS-Restricted Band
Pk - Peak detector
RMS - RMS detection

UL VERIFICATION SERVICES INC.
47173 Benicia Street, Fremont, CA 94538; USA TEL:(510) 319-4000 FAX:(510) 661-0888
This report shall not be reproduced except in full, without the written approval of UL Verification Services Inc.

VERTICAL RESULT

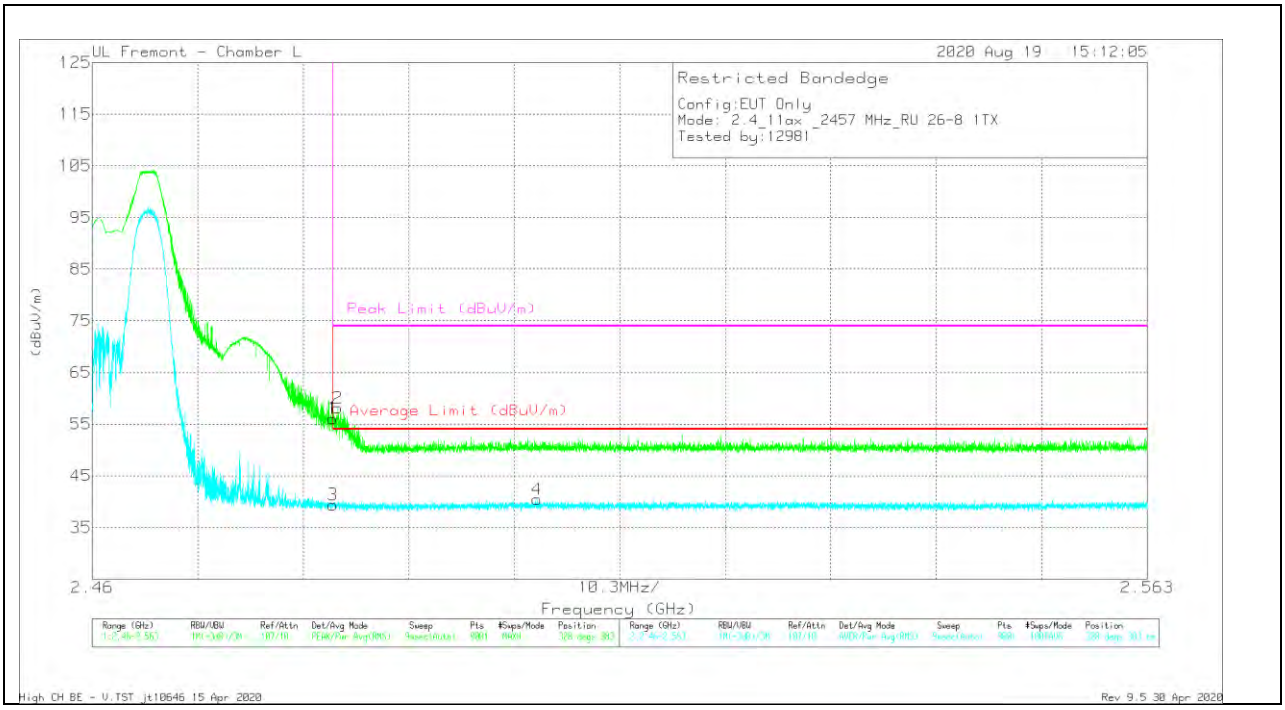

Marker	Frequency (GHz)	Meter Reading (dBuV)	Det	AF 344 (dB/m)	Amp/Cbl/Fltr/Pad (dB)	Corrected Reading (dBuV/m)	Average Limit (dBuV/m)	Margin (dB)	Peak Limit (dBuV/m)	PK Margin (dB)	Azimuth (Degs)	Height (cm)	Polarity
1	* 2.48351	44.67	Pk	32.3	-20.9	56.07	-	-	74	-17.93	328	383	V
2	* 2.48395	46.69	Pk	32.3	-20.9	58.09	-	-	74	-15.91	328	383	V
3	* 2.48351	27.97	RMS	32.3	-20.9	39.37	54	-14.63	-	-	328	383	V
4	2.50341	28.93	RMS	32.4	-20.9	40.43	54	-13.57	-	-	328	383	V

* - indicates frequency in CFR47 Pt 15 / IC RSS-Restricted Band
Pk - Peak detector
RMS - RMS detection

UL VERIFICATION SERVICES INC.
47173 Benicia Street, Fremont, CA 94538; USA TEL:(510) 319-4000 FAX:(510) 661-0888
This report shall not be reproduced except in full, without the written approval of UL Verification Services Inc.

BANDEDGE (HIGH CHANNEL, CH 11)

HORIZONTAL RESULT

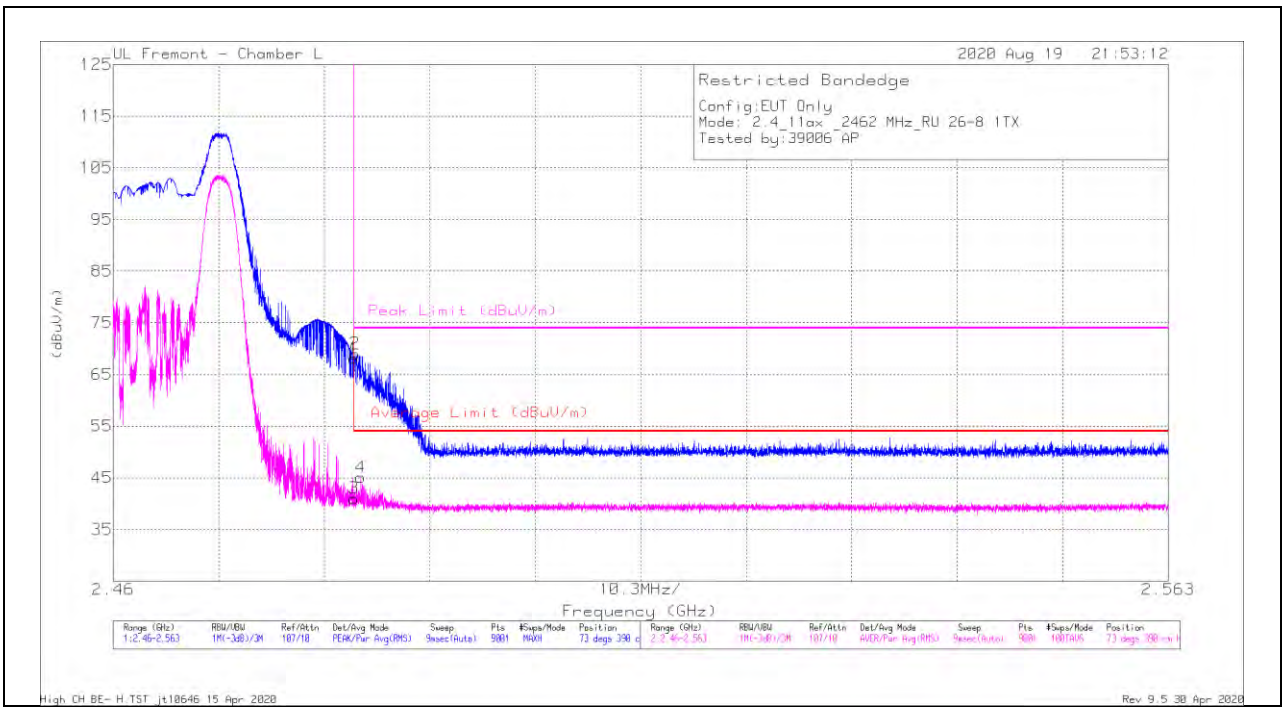

Marker	Frequency (GHz)	Meter Reading (dBuV)	Det	AF 344 (dB/m)	Amp/Cbl/Fltr/Pad (dB)	Corrected Reading (dBuV/m)	Average Limit (dBuV/m)	Margin (dB)	Peak Limit (dBuV/m)	PK Margin (dB)	Azimuth (Degs)	Height (cm)	Polarity
1	* 2.48351	56.71	Pk	32.3	-20.9	68.11	-	-	74	-5.89	73	390	H
2	* 2.48361	57.6	Pk	32.3	-20.9	69	-	-	74	-5	73	390	H
3	* 2.48351	29.6	RMS	32.3	-20.9	41	54	-13	-	-	73	390	H
4	* 2.48418	33.68	RMS	32.3	-20.9	45.08	54	-8.92	-	-	73	390	H

* - indicates frequency in CFR47 Pt 15 / IC RSS-Restricted Band
Pk - Peak detector
RMS - RMS detection

UL VERIFICATION SERVICES INC.
47173 Benicia Street, Fremont, CA 94538; USA TEL:(510) 319-4000 FAX:(510) 661-0888
This report shall not be reproduced except in full, without the written approval of UL Verification Services Inc.

VERTICAL RESULT

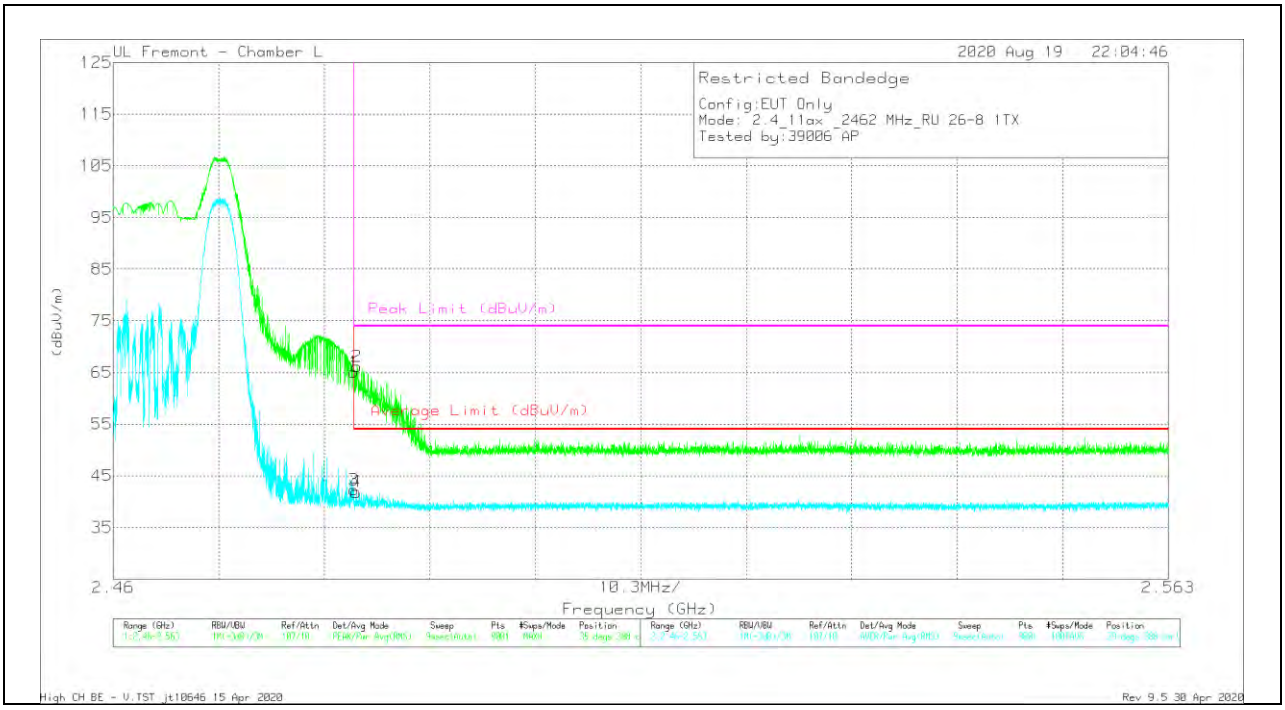

Marker	Frequency (GHz)	Meter Reading (dBuV)	Det	AF 344 (dB/m)	Amp/Cbl/Fltr/Pad (dB)	Corrected Reading (dBuV/m)	Average Limit (dBuV/m)	Margin (dB)	Peak Limit (dBuV/m)	PK Margin (dB)	Azimuth (Degs)	Height (cm)	Polarity
1	* 2.48351	53.64	Pk	32.3	-20.9	65.04	-	-	74	-8.96	39	388	V
2	* 2.48382	54.73	Pk	32.3	-20.9	66.13	-	-	74	-7.87	39	388	V
3	* 2.48351	30.85	RMS	32.3	-20.9	42.25	54	-11.75	-	-	39	388	V
4	* 2.4837	30.47	RMS	32.3	-20.9	41.87	54	-12.13	-	-	39	388	V

* - indicates frequency in CFR47 Pt 15 / IC RSS-Restricted Band
Pk - Peak detector
RMS - RMS detection

UL VERIFICATION SERVICES INC.
47173 Benicia Street, Fremont, CA 94538; USA TEL:(510) 319-4000 FAX:(510) 661-0888
This report shall not be reproduced except in full, without the written approval of UL Verification Services Inc.

BANDEDGE (HIGH CHANNEL, CH 12)

HORIZONTAL RESULT

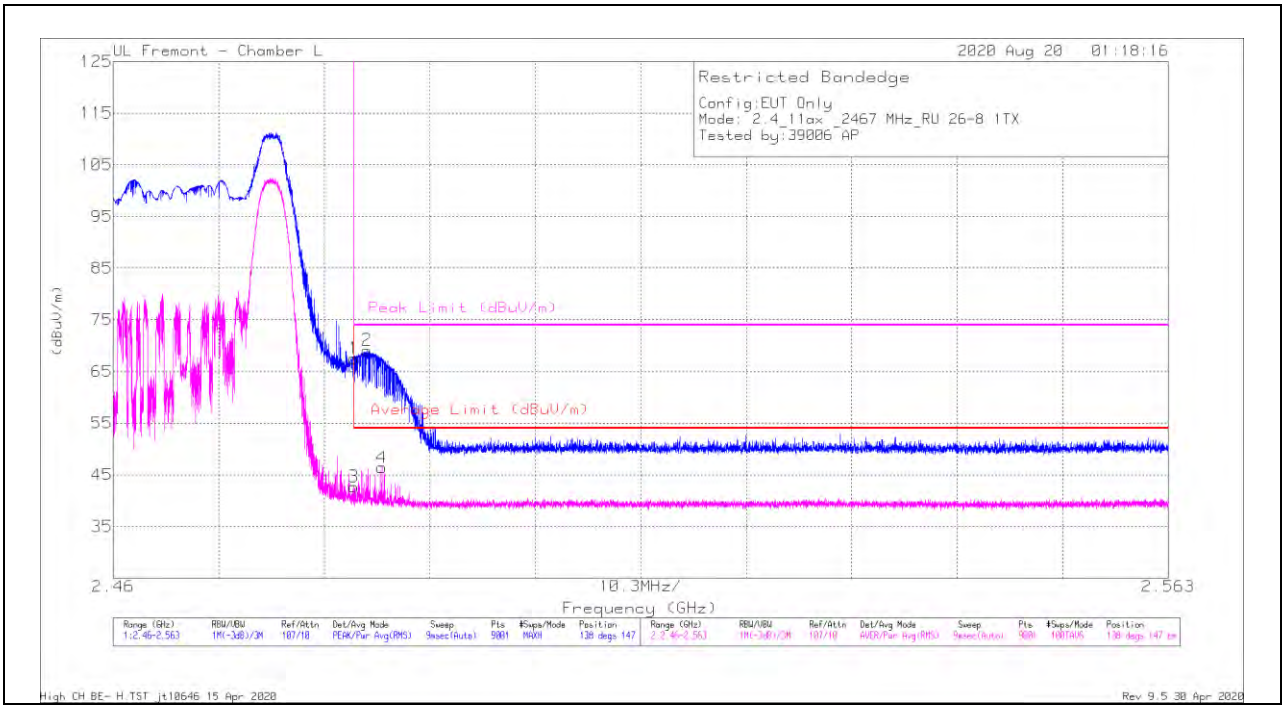

Marker	Frequency (GHz)	Meter Reading (dBuV)	Det	AF 344 (dB/m)	Amp/Cbl/Fltr/Pad (dB)	Corrected Reading (dBuV/m)	Average Limit (dBuV/m)	Margin (dB)	Peak Limit (dBuV/m)	PK Margin (dB)	Azimuth (Degs)	Height (cm)	Polarity
1	* 2.48351	56.11	Pk	32.3	-20.9	67.51	-	-	74	-6.49	138	147	H
2	* 2.48479	57.71	Pk	32.3	-20.9	69.11	-	-	74	-4.89	138	147	H
3	* 2.48351	31.26	RMS	32.3	-20.9	42.66	54	-11.34	-	-	138	147	H
4	* 2.48622	35.02	RMS	32.3	-20.9	46.42	54	-7.58	-	-	138	147	H

* - indicates frequency in CFR47 Pt 15 / IC RSS-Restricted Band
Pk - Peak detector
RMS - RMS detection

UL VERIFICATION SERVICES INC.
47173 Benicia Street, Fremont, CA 94538; USA TEL:(510) 319-4000 FAX:(510) 661-0888
This report shall not be reproduced except in full, without the written approval of UL Verification Services Inc.

VERTICAL RESULT

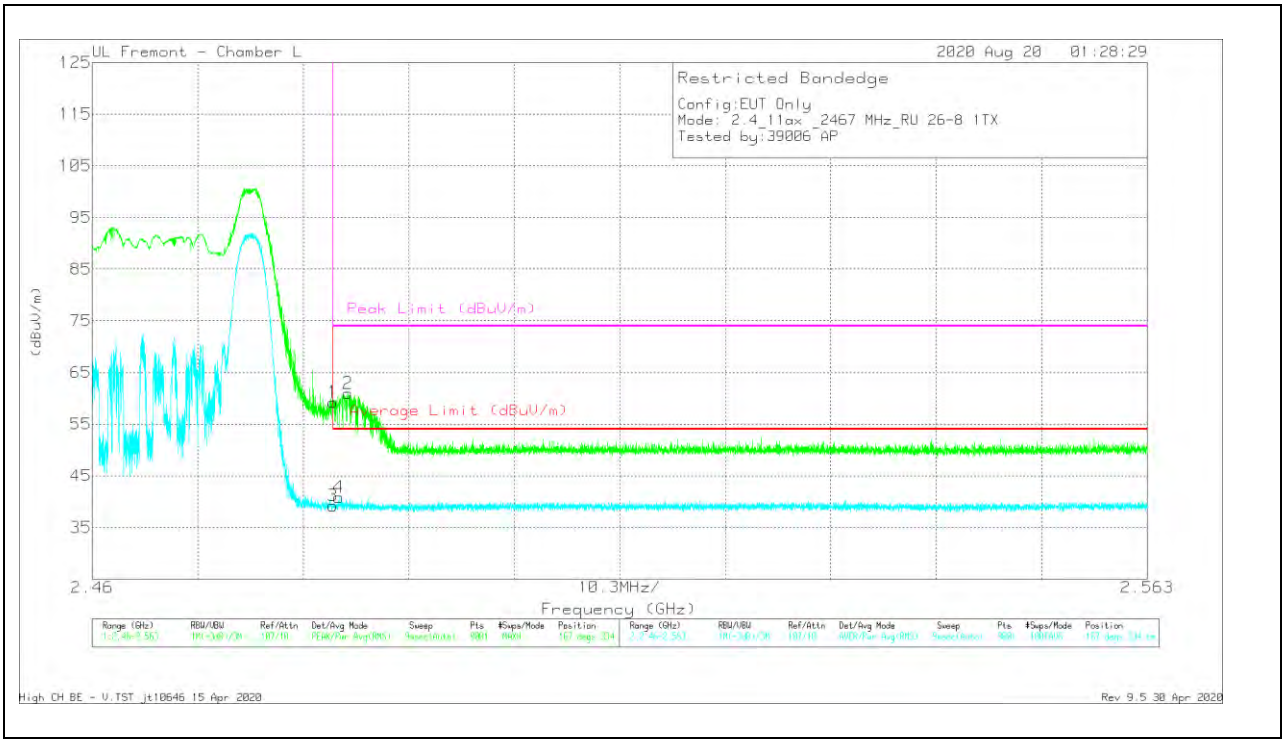

Marker	Frequency (GHz)	Meter Reading (dBuV)	Det	AF 344 (dB/m)	Amp/Cbl/Fltr/Pad (dB)	Corrected Reading (dBuV/m)	Average Limit (dBuV/m)	Margin (dB)	Peak Limit (dBuV/m)	PK Margin (dB)	Azimuth (Degs)	Height (cm)	Polarity
1	* 2.48351	47.84	Pk	32.3	-20.9	59.24	-	-	74	-14.76	167	334	V
2	* 2.48496	49.53	Pk	32.3	-20.9	60.93	-	-	74	-13.07	167	334	V
3	* 2.48351	27.8	RMS	32.3	-20.9	39.2	54	-14.8	-	-	167	334	V
4	* 2.48407	29.43	RMS	32.3	-20.9	40.83	54	-13.17	-	-	167	334	V

* - indicates frequency in CFR47 Pt 15 / IC RSS-Restricted Band
Pk - Peak detector
RMS - RMS detection

UL VERIFICATION SERVICES INC.
47173 Benicia Street, Fremont, CA 94538; USA TEL:(510) 319-4000 FAX:(510) 661-0888
This report shall not be reproduced except in full, without the written approval of UL Verification Services Inc.

BANDEDGE (HIGH CHANNEL, CH 13)

HORIZONTAL RESULT

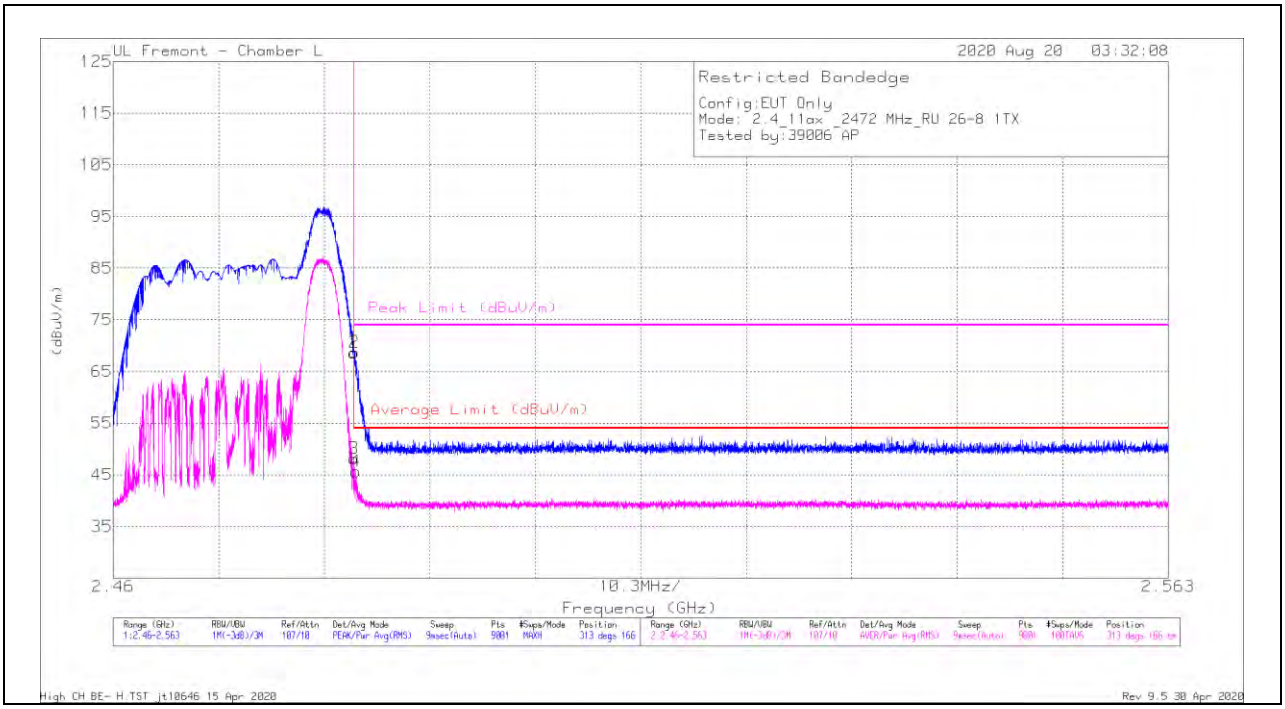

Marker	Frequency (GHz)	Meter Reading (dBuV)	Det	AF 344 (dB/m)	Amp/Cbl/Fltr/Pad (dB)	Corrected Reading (dBuV/m)	Average Limit (dBuV/m)	Margin (dB)	Peak Limit (dBuV/m)	PK Margin (dB)	Azimuth (Degs)	Height (cm)	Polarity
1	* 2.48351	57.2	Pk	32.3	-20.9	68.6	-	-	74	-5.4	313	166	H
2	* 2.48353	57.32	Pk	32.3	-20.9	68.72	-	-	74	-5.28	313	166	H
3	* 2.48351	36.74	RMS	32.3	-20.9	48.14	54	-5.86	-	-	313	166	H
4	* 2.48365	34.24	RMS	32.3	-20.9	45.64	54	-8.36	-	-	313	166	H

* - indicates frequency in CFR47 Pt 15 / IC RSS-Restricted Band
Pk - Peak detector
RMS - RMS detection

UL VERIFICATION SERVICES INC.
47173 Benicia Street, Fremont, CA 94538; USA TEL:(510) 319-4000 FAX:(510) 661-0888
This report shall not be reproduced except in full, without the written approval of UL Verification Services Inc.

VERTICAL RESULT

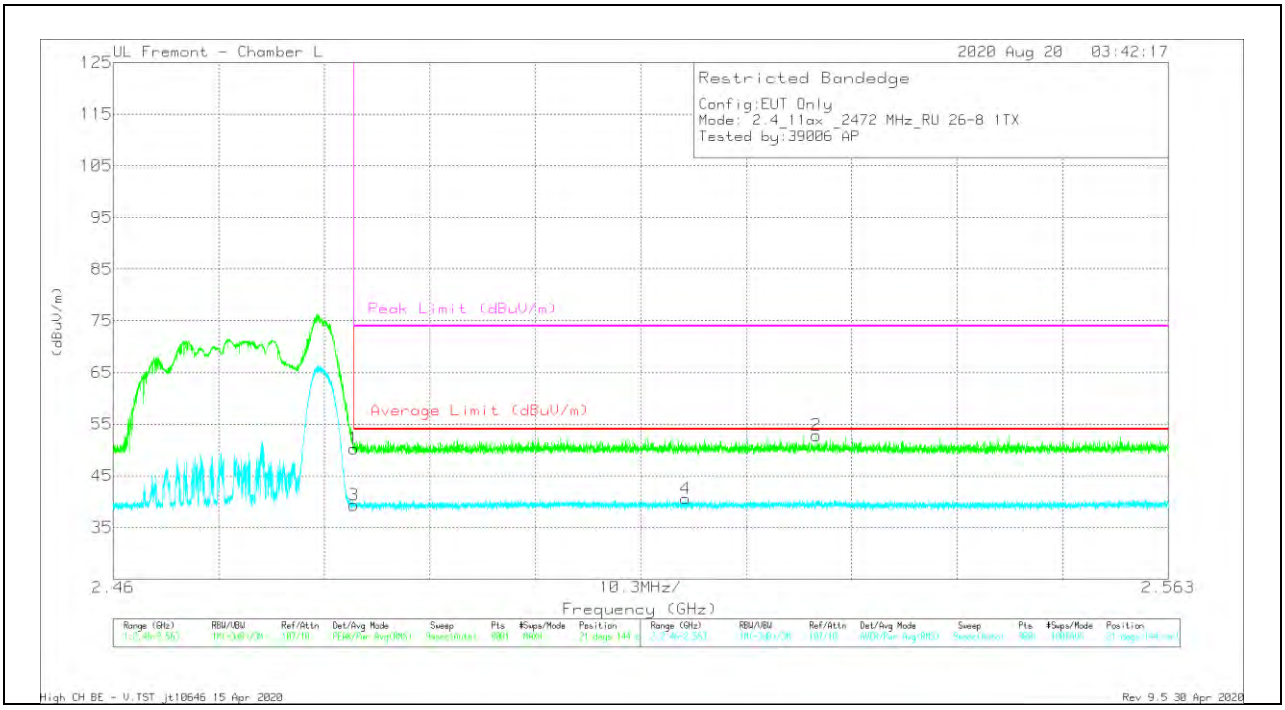

Marker	Frequency (GHz)	Meter Reading (dBuV)	Det	AF 344 (dB/m)	Amp/Cbl/Fltr/Pad (dB)	Corrected Reading (dBuV/m)	Average Limit (dBuV/m)	Margin (dB)	Peak Limit (dBuV/m)	PK Margin (dB)	Azimuth (Degs)	Height (cm)	Polarity
1	* 2.48351	38.83	Pk	32.3	-20.9	50.23	-	-	74	-23.77	21	144	V
2	2.52863	41.22	Pk	32.4	-20.8	52.82	-	-	74	-21.18	21	144	V
3	* 2.48351	27.92	RMS	32.3	-20.9	39.32	54	-14.68	-	-	21	144	V
4	2.51588	29.06	RMS	32.4	-20.9	40.56	54	-13.44	-	-	21	144	V

* - indicates frequency in CFR47 Pt 15 / IC RSS-Restricted Band
Pk - Peak detector
RMS - RMS detection

UL VERIFICATION SERVICES INC.
47173 Benicia Street, Fremont, CA 94538; USA TEL:(510) 319-4000 FAX:(510) 661-0888
This report shall not be reproduced except in full, without the written approval of UL Verification Services Inc.

1TX ANT 4 MODE: 242-Tones, RU Index 61

BANDEDGE (LOW CHANNEL, CH 1)

HORIZONTAL RESULT

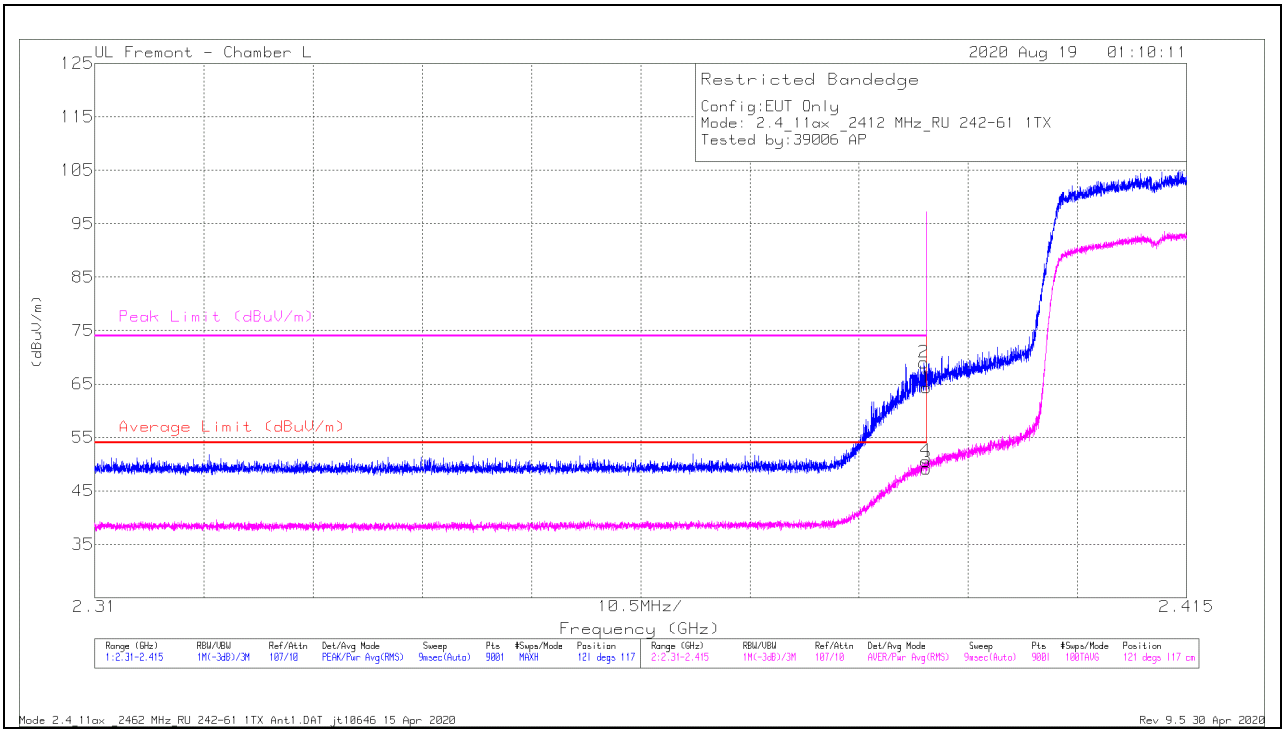

Marker	Frequency (GHz)	Meter Reading (dBuV)	Det	AF 344 (dB/m)	Amp/Cbl/Fltr/Pad (dB)	Corrected Reading (dBuV/m)	Average Limit (dBuV/m)	Margin (dB)	Peak Limit (dBuV/m)	PK Margin (dB)	Azimuth (Degs)	Height (cm)	Polarity
1	* 2.38999	53.52	Pk	31.9	-21.1	64.32	-	-	74	-9.68	121	117	H
2	* 2.38971	58.22	Pk	31.9	-21.1	69.02	-	-	74	-4.98	121	117	H
3	* 2.38999	38.39	RMS	31.9	-21.1	49.19	54	-4.81	-	-	121	117	H
4	* 2.3899	39.81	RMS	31.9	-21.1	50.61	54	-3.39	-	-	121	117	H

* - indicates frequency in CFR47 Pt 15 / IC RSS-Restricted Band
Pk - Peak detector
RMS - RMS detection

UL VERIFICATION SERVICES INC.
47173 Benicia Street, Fremont, CA 94538; USA TEL:(510) 319-4000 FAX:(510) 661-0888
This report shall not be reproduced except in full, without the written approval of UL Verification Services Inc.

VERTICAL RESULT

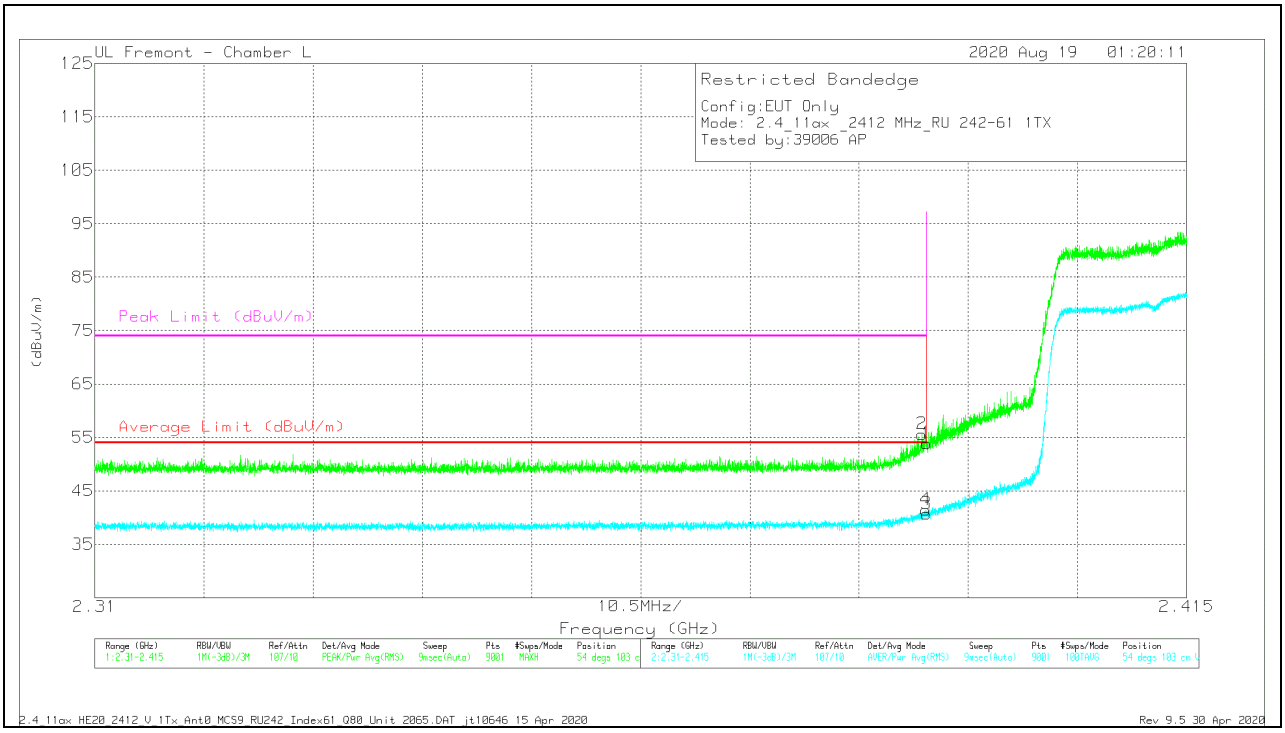

Marker	Frequency (GHz)	Meter Reading (dBuV)	Det	AF 344 (dB/m)	Amp/Cbl/Fltr/Pad (dB)	Corrected Reading (dBuV/m)	Average Limit (dBuV/m)	Margin (dB)	Peak Limit (dBuV/m)	PK Margin (dB)	Azimuth (Degs)	Height (cm)	Polarity
1	* 2.38999	43.06	Pk	31.9	-21.1	53.86	-	-	74	-20.14	54	103	V
2	* 2.38956	44.82	Pk	31.9	-21.1	55.62	-	-	74	-18.38	54	103	V
3	* 2.38999	29.91	RMS	31.9	-21.1	40.71	54	-13.29	-	-	54	103	V
4	* 2.3899	30.66	RMS	31.9	-21.1	41.46	54	-12.54	-	-	54	103	V

* - indicates frequency in CFR47 Pt 15 / IC RSS-Restricted Band
Pk - Peak detector
RMS - RMS detection

UL VERIFICATION SERVICES INC.
47173 Benicia Street, Fremont, CA 94538; USA TEL:(510) 319-4000 FAX:(510) 661-0888
This report shall not be reproduced except in full, without the written approval of UL Verification Services Inc.

BANDEDGE (LOW CHANNEL, CH 2)

HORIZONTAL RESULT

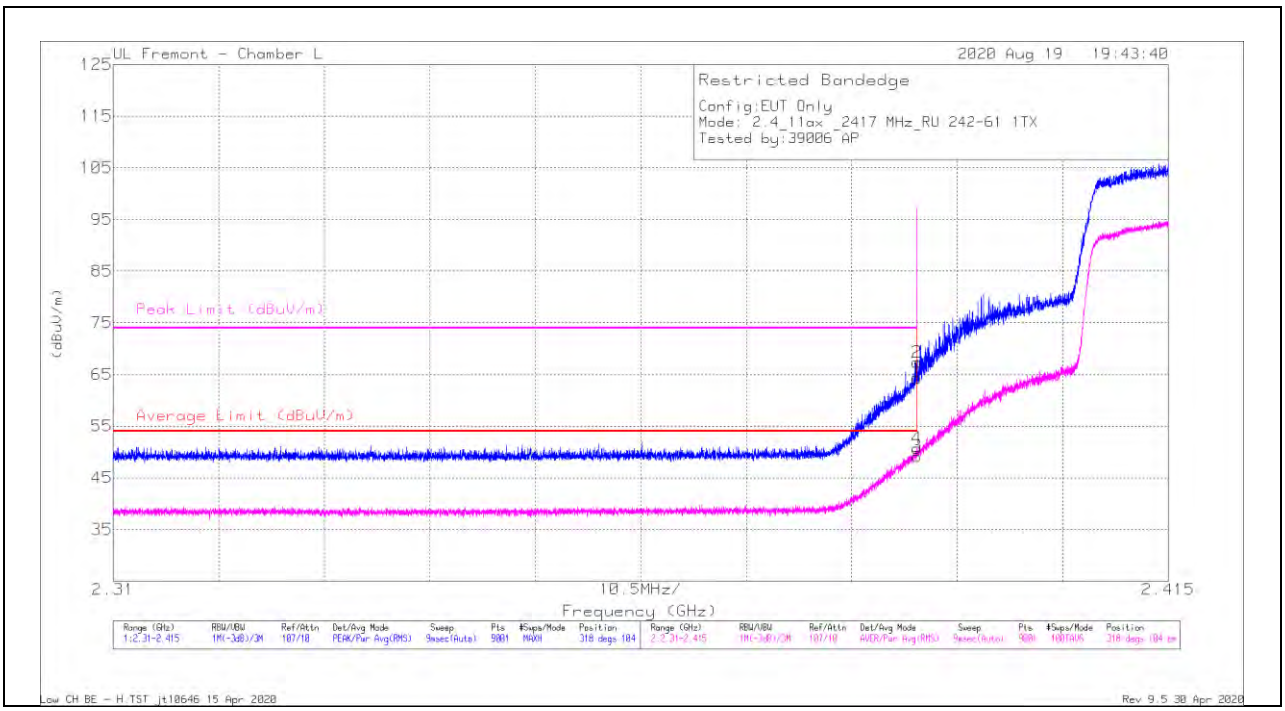

Marker	Frequency (GHz)	Meter Reading (dBuV)	Det	AF 344 (dB/m)	Amp/Cbl/Fltr/Pad (dB)	Corrected Reading (dBuV/m)	Average Limit (dBuV/m)	Margin (dB)	Peak Limit (dBuV/m)	PK Margin (dB)	Azimuth (Degs)	Height (cm)	Polarity
1	* 2.38999	53.49	Pk	31.9	-21.1	64.29	-	-	74	-9.71	318	104	H
2	* 2.38997	56.55	Pk	31.9	-21.1	67.35	-	-	74	-6.65	318	104	H
3	* 2.38999	38.34	RMS	31.9	-21.1	49.14	54	-4.86	-	-	318	104	H
4	* 2.38998	39.91	RMS	31.9	-21.1	50.71	54	-3.29	-	-	318	104	H

* - indicates frequency in CFR47 Pt 15 / IC RSS-Restricted Band
Pk - Peak detector
RMS - RMS detection

UL VERIFICATION SERVICES INC.
47173 Benicia Street, Fremont, CA 94538; USA TEL:(510) 319-4000 FAX:(510) 661-0888
This report shall not be reproduced except in full, without the written approval of UL Verification Services Inc.

VERTICAL RESULT

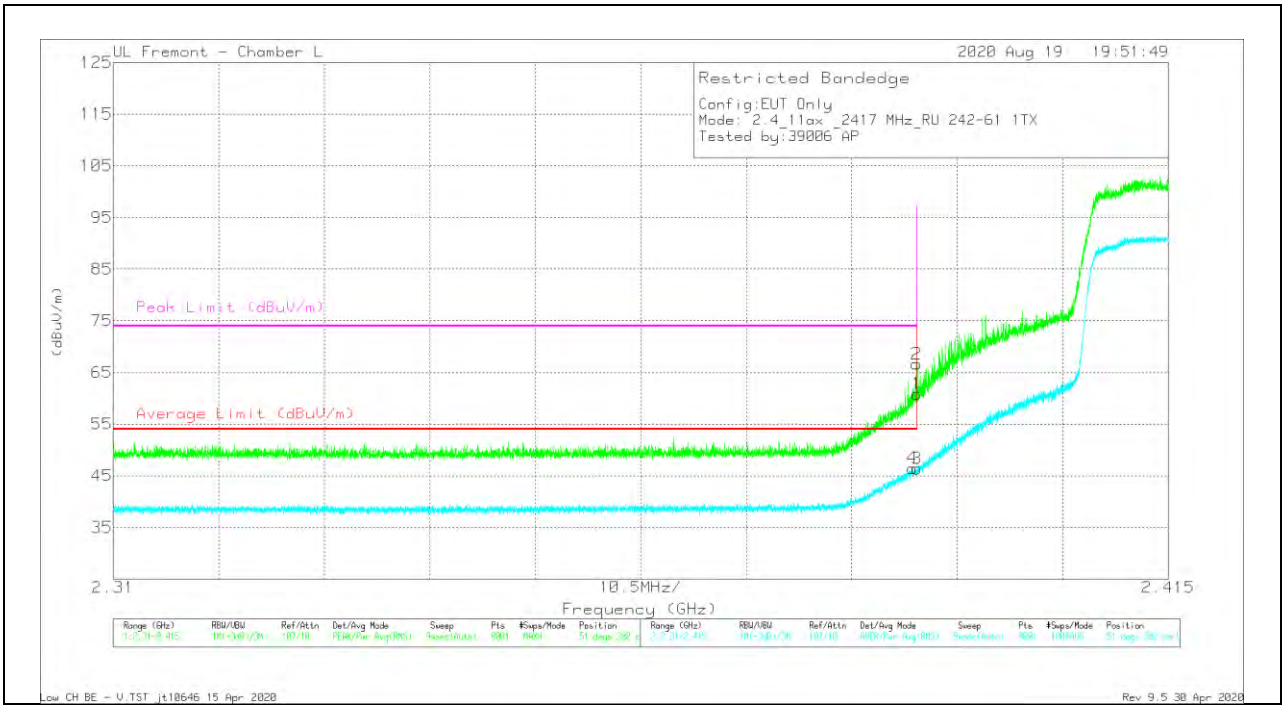

Marker	Frequency (GHz)	Meter Reading (dBuV)	Det	AF 344 (dB/m)	Amp/Cbl/Fltr/Pad (dB)	Corrected Reading (dBuV/m)	Average Limit (dBuV/m)	Margin (dB)	Peak Limit (dBuV/m)	PK Margin (dB)	Azimuth (Degs)	Height (cm)	Polarity
1	* 2.38999	50.06	Pk	31.9	-21.1	60.86	-	-	74	-13.14	51	382	V
2	* 2.38994	55.82	Pk	31.9	-21.1	66.62	-	-	74	-7.38	51	382	V
3	* 2.38999	35.57	RMS	31.9	-21.1	46.37	54	-7.63	-	-	51	382	V
4	* 2.38955	35.68	RMS	31.9	-21.1	46.48	54	-7.52	-	-	51	382	V

* - indicates frequency in CFR47 Pt 15 / IC RSS-Restricted Band
Pk - Peak detector
RMS - RMS detection

UL VERIFICATION SERVICES INC.
47173 Benicia Street, Fremont, CA 94538; USA TEL:(510) 319-4000 FAX:(510) 661-0888
This report shall not be reproduced except in full, without the written approval of UL Verification Services Inc.

BANDEDGE (LOW CHANNEL, CH 3)

HORIZONTAL RESULT

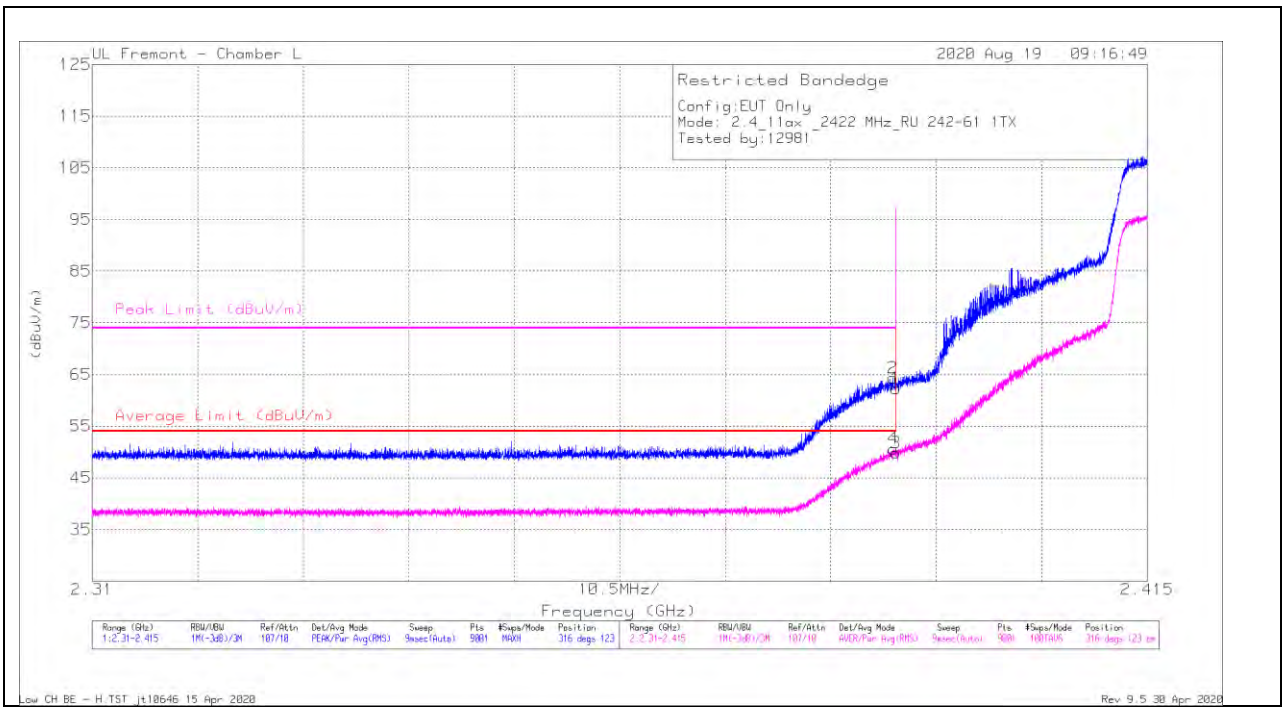

Marker	Frequency (GHz)	Meter Reading (dBuV)	Det	AF 344 (dB/m)	Amp/Cbl/Fltr/Pad (dB)	Corrected Reading (dBuV/m)	Average Limit (dBuV/m)	Margin (dB)	Peak Limit (dBuV/m)	PK Margin (dB)	Azimuth (Degs)	Height (cm)	Polarity
1	* 2.38999	51.53	Pk	31.9	-21.1	62.33	-	-	74	-11.67	316	123	H
2	* 2.38966	53.52	Pk	31.9	-21.1	64.32	-	-	74	-9.68	316	123	H
3	* 2.38999	39.03	RMS	31.9	-21.1	49.83	54	-4.17	-	-	316	123	H
4	* 2.38971	39.82	RMS	31.9	-21.1	50.62	54	-3.38	-	-	316	123	H

* - indicates frequency in CFR47 Pt 15 / IC RSS-Restricted Band
Pk - Peak detector
RMS - RMS detection

UL VERIFICATION SERVICES INC.
47173 Benicia Street, Fremont, CA 94538; USA TEL:(510) 319-4000 FAX:(510) 661-0888
This report shall not be reproduced except in full, without the written approval of UL Verification Services Inc.

VERTICAL RESULT

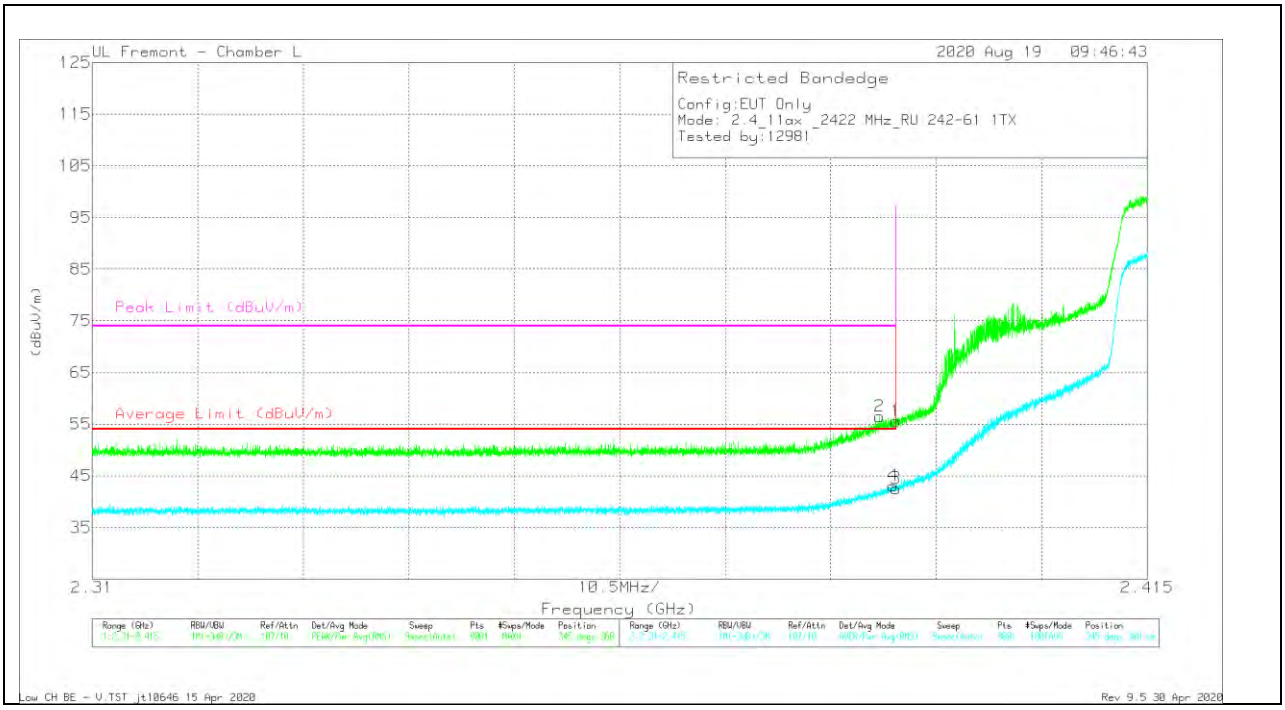

Marker	Frequency (GHz)	Meter Reading (dBuV)	Det	AF 344 (dB/m)	Amp/Cbl/Fltr/Pad (dB)	Corrected Reading (dBuV/m)	Average Limit (dBuV/m)	Margin (dB)	Peak Limit (dBuV/m)	PK Margin (dB)	Azimuth (Degs)	Height (cm)	Polarity
1	* 2.38999	44.7	Pk	31.9	-21.1	55.5	-	-	74	-18.5	345	360	V
2	* 2.38833	45.68	Pk	31.9	-21.1	56.48	-	-	74	-17.52	345	360	V
3	* 2.38999	31.75	RMS	31.9	-21.1	42.55	54	-11.45	-	-	345	360	V
4	* 2.3897	32.26	RMS	31.9	-21.1	43.06	54	-10.94	-	-	345	360	V

* - indicates frequency in CFR47 Pt 15 / IC RSS-Restricted Band
Pk - Peak detector
RMS - RMS detection

UL VERIFICATION SERVICES INC.
47173 Benicia Street, Fremont, CA 94538; USA TEL:(510) 319-4000 FAX:(510) 661-0888
This report shall not be reproduced except in full, without the written approval of UL Verification Services Inc.

BANDEDGE (HIGH CHANNEL, CH 9)

HORIZONTAL RESULT

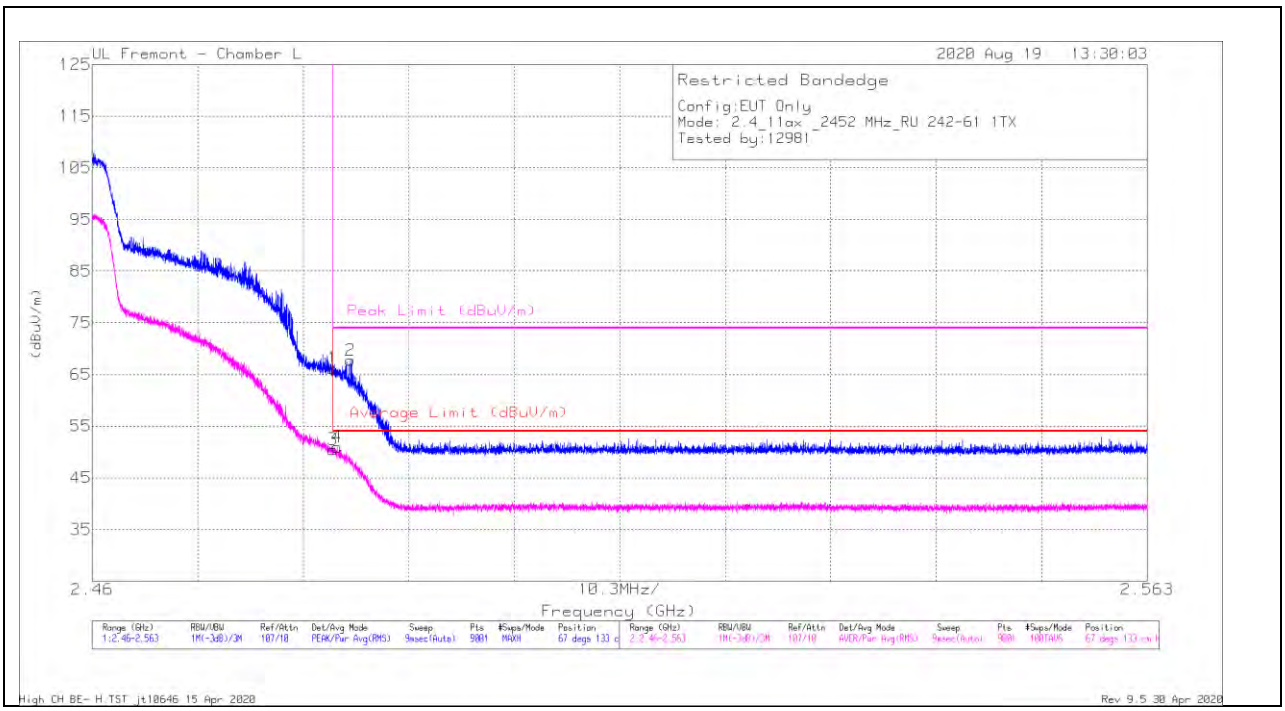

Marker	Frequency (GHz)	Meter Reading (dBuV)	Det	AF 344 (dB/m)	Amp/Cbl/Fltr/Pad (dB)	Corrected Reading (dBuV/m)	Average Limit (dBuV/m)	Margin (dB)	Peak Limit (dBuV/m)	PK Margin (dB)	Azimuth (Degs)	Height (cm)	Polarity
1	* 2.48351	54.81	Pk	32.3	-20.9	66.21	-	-	74	-7.79	67	133	H
2	* 2.48522	56.32	Pk	32.3	-20.9	67.72	-	-	74	-6.28	67	133	H
3	* 2.48351	39.06	RMS	32.3	-20.9	50.46	54	-3.54	-	-	67	133	H
4	* 2.4839	39.57	RMS	32.3	-20.9	50.97	54	-3.03	-	-	67	133	H

* - indicates frequency in CFR47 Pt 15 / IC RSS-Restricted Band
Pk - Peak detector
RMS - RMS detection

UL VERIFICATION SERVICES INC.
47173 Benicia Street, Fremont, CA 94538; USA TEL:(510) 319-4000 FAX:(510) 661-0888
This report shall not be reproduced except in full, without the written approval of UL Verification Services Inc.

VERTICAL RESULT

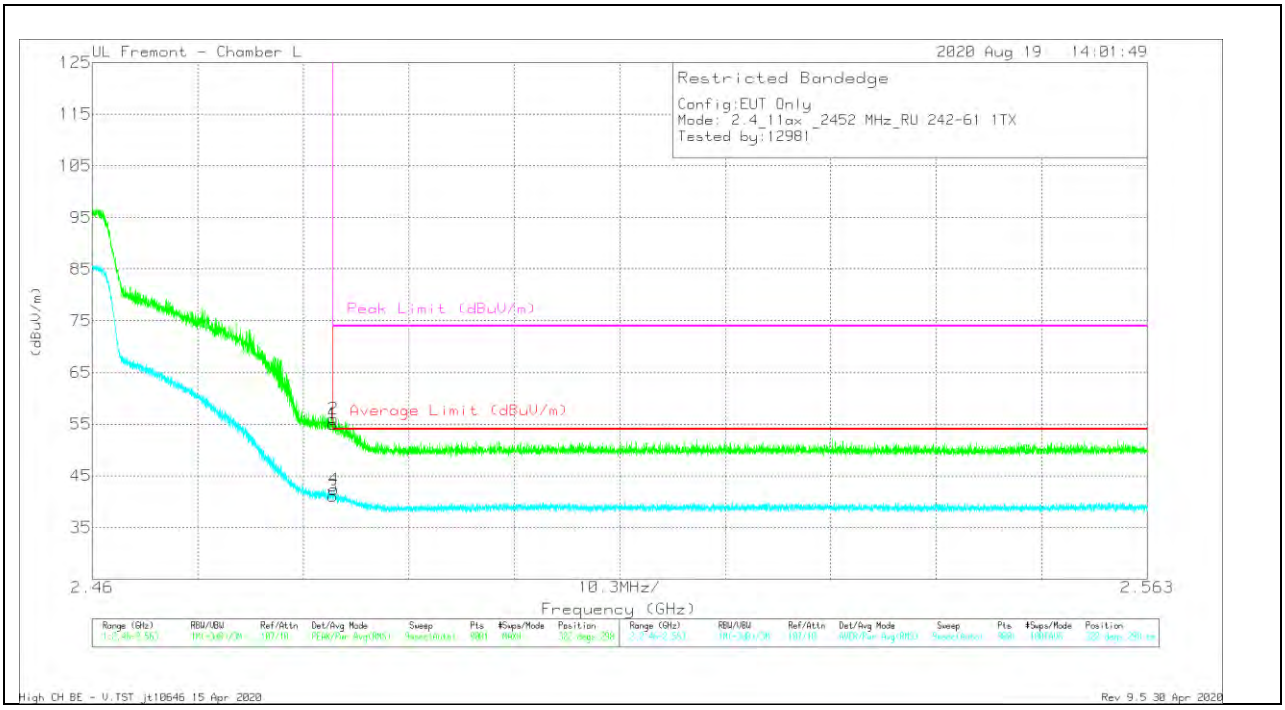

Marker	Frequency (GHz)	Meter Reading (dBuV)	Det	AF 344 (dB/m)	Amp/Cbl/Fltr/Pad (dB)	Corrected Reading (dBuV/m)	Average Limit (dBuV/m)	Margin (dB)	Peak Limit (dBuV/m)	PK Margin (dB)	Azimuth (Degs)	Height (cm)	Polarity
1	* 2.48351	43.62	Pk	32.3	-20.9	55.02	-	-	74	-18.98	322	298	V
2	* 2.48354	44.6	Pk	32.3	-20.9	56	-	-	74	-18	322	298	V
3	* 2.48351	29.67	RMS	32.3	-20.9	41.07	54	-12.93	-	-	322	298	V
4	* 2.4836	30.99	RMS	32.3	-20.9	42.39	54	-11.61	-	-	322	298	V

* - indicates frequency in CFR47 Pt 15 / IC RSS-Restricted Band
Pk - Peak detector
RMS - RMS detection

UL VERIFICATION SERVICES INC.
47173 Benicia Street, Fremont, CA 94538; USA TEL:(510) 319-4000 FAX:(510) 661-0888
This report shall not be reproduced except in full, without the written approval of UL Verification Services Inc.

BANDEDGE (HIGH CHANNEL, CH 10)

HORIZONTAL RESULT

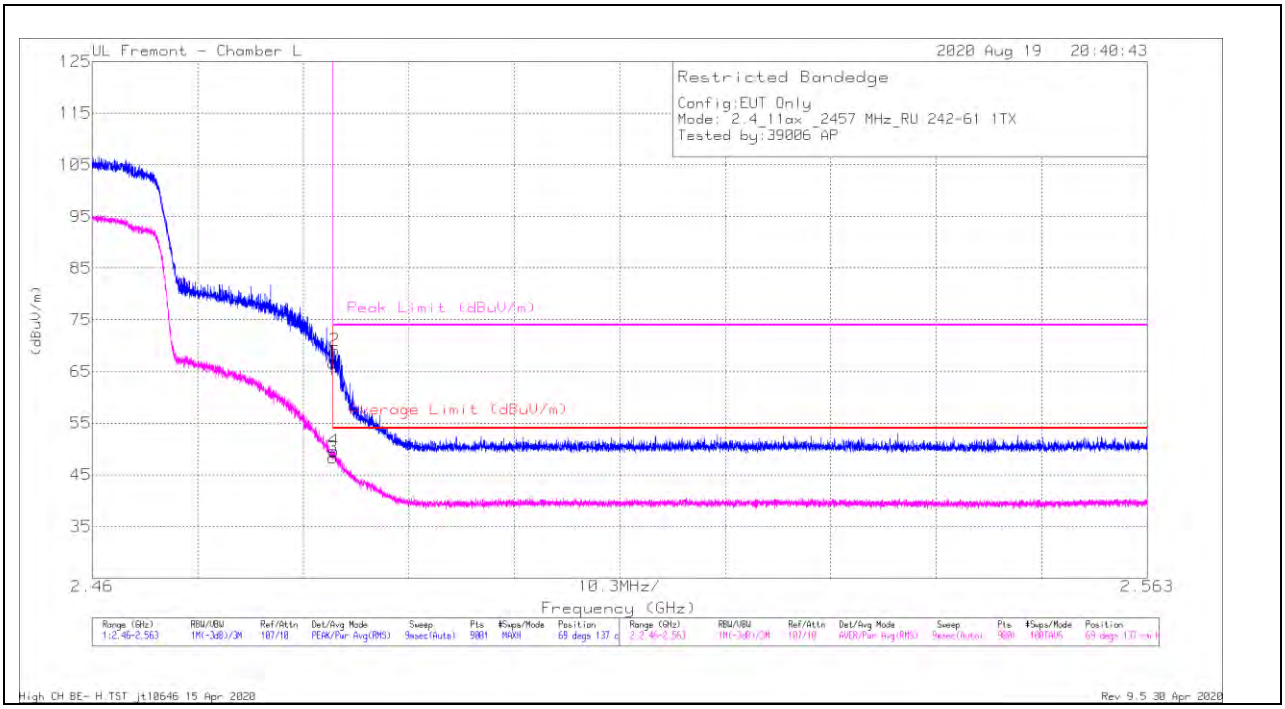

Marker	Frequency (GHz)	Meter Reading (dBuV)	Det	AF 344 (dB/m)	Amp/Cbl/Fltr/Pad (dB)	Corrected Reading (dBuV/m)	Average Limit (dBuV/m)	Margin (dB)	Peak Limit (dBuV/m)	PK Margin (dB)	Azimuth (Degs)	Height (cm)	Polarity
1	* 2.48351	55.31	Pk	32.3	-20.9	66.71	-	-	74	-7.29	69	137	H
2	* 2.48367	57.7	Pk	32.3	-20.9	69.1	-	-	74	-4.9	69	137	H
3	* 2.48351	36.9	RMS	32.3	-20.9	48.3	54	-5.7	-	-	69	137	H
4	* 2.48357	38.25	RMS	32.3	-20.9	49.65	54	-4.35	-	-	69	137	H

* - indicates frequency in CFR47 Pt 15 / IC RSS-Restricted Band
Pk - Peak detector
RMS - RMS detection

UL VERIFICATION SERVICES INC.
47173 Benicia Street, Fremont, CA 94538; USA TEL:(510) 319-4000 FAX:(510) 661-0888
This report shall not be reproduced except in full, without the written approval of UL Verification Services Inc.

VERTICAL RESULT

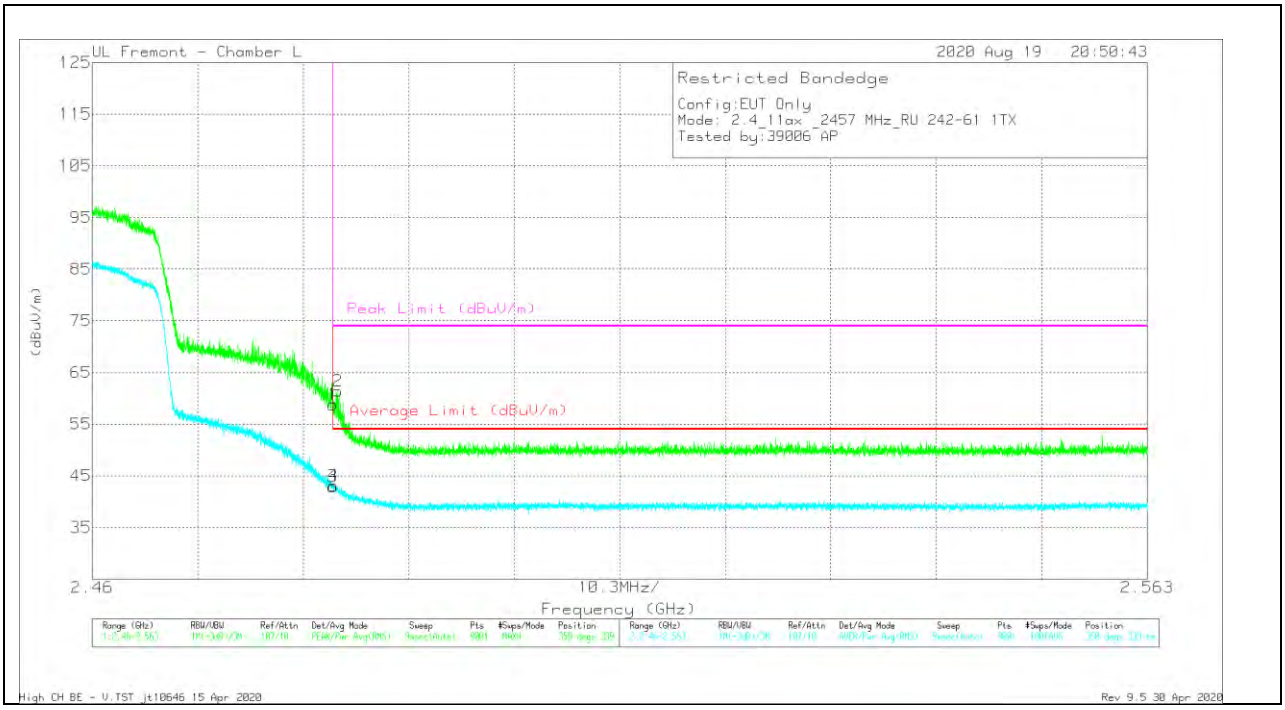

Marker	Frequency (GHz)	Meter Reading (dBuV)	Det	AF 344 (dB/m)	Amp/Cbl/Fltr/Pad (dB)	Corrected Reading (dBuV/m)	Average Limit (dBuV/m)	Margin (dB)	Peak Limit (dBuV/m)	PK Margin (dB)	Azimuth (Degs)	Height (cm)	Polarity
1	* 2.48351	47.39	Pk	32.3	-20.9	58.79	-	-	74	-15.21	350	339	V
2	* 2.48399	50	Pk	32.3	-20.9	61.4	-	-	74	-12.6	350	339	V
3	* 2.48351	31.53	RMS	32.3	-20.9	42.93	54	-11.07	-	-	350	339	V
4	* 2.48353	31.69	RMS	32.3	-20.9	43.09	54	-10.91	-	-	350	339	V

* - indicates frequency in CFR47 Pt 15 / IC RSS-Restricted Band
Pk - Peak detector
RMS - RMS detection

UL VERIFICATION SERVICES INC.
47173 Benicia Street, Fremont, CA 94538; USA TEL:(510) 319-4000 FAX:(510) 661-0888
This report shall not be reproduced except in full, without the written approval of UL Verification Services Inc.

BANDEDGE (HIGH CHANNEL, CH 11)

HORIZONTAL RESULT

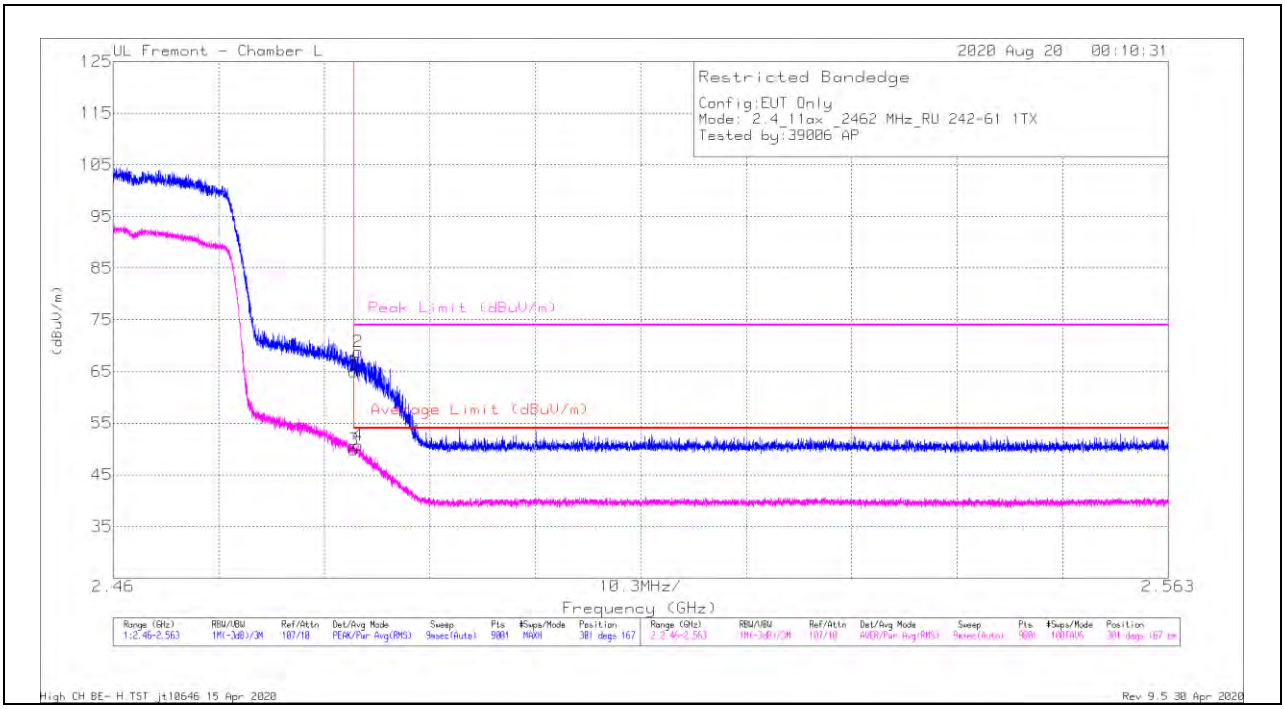

Marker	Frequency (GHz)	Meter Reading (dBuV)	Det	AF 344 (dB/m)	Amp/Cbl/Fltr/Pad (dB)	Corrected Reading (dBuV/m)	Average Limit (dBuV/m)	Margin (dB)	Peak Limit (dBuV/m)	PK Margin (dB)	Azimuth (Degs)	Height (cm)	Polarity
1	* 2.48351	53.61	Pk	32.3	-20.9	65.01	-	-	74	-8.99	301	167	H
2	* 2.48392	57.39	Pk	32.3	-20.9	68.79	-	-	74	-5.21	301	167	H
3	* 2.48351	38.44	RMS	32.3	-20.9	49.84	54	-4.16	-	-	301	167	H
4	* 2.48391	39.28	RMS	32.3	-20.9	50.68	54	-3.32	-	-	301	167	H

* - indicates frequency in CFR47 Pt 15 / IC RSS-Restricted Band
Pk - Peak detector
RMS - RMS detection

UL VERIFICATION SERVICES INC.
47173 Benicia Street, Fremont, CA 94538; USA TEL:(510) 319-4000 FAX:(510) 661-0888
This report shall not be reproduced except in full, without the written approval of UL Verification Services Inc.

VERTICAL RESULT

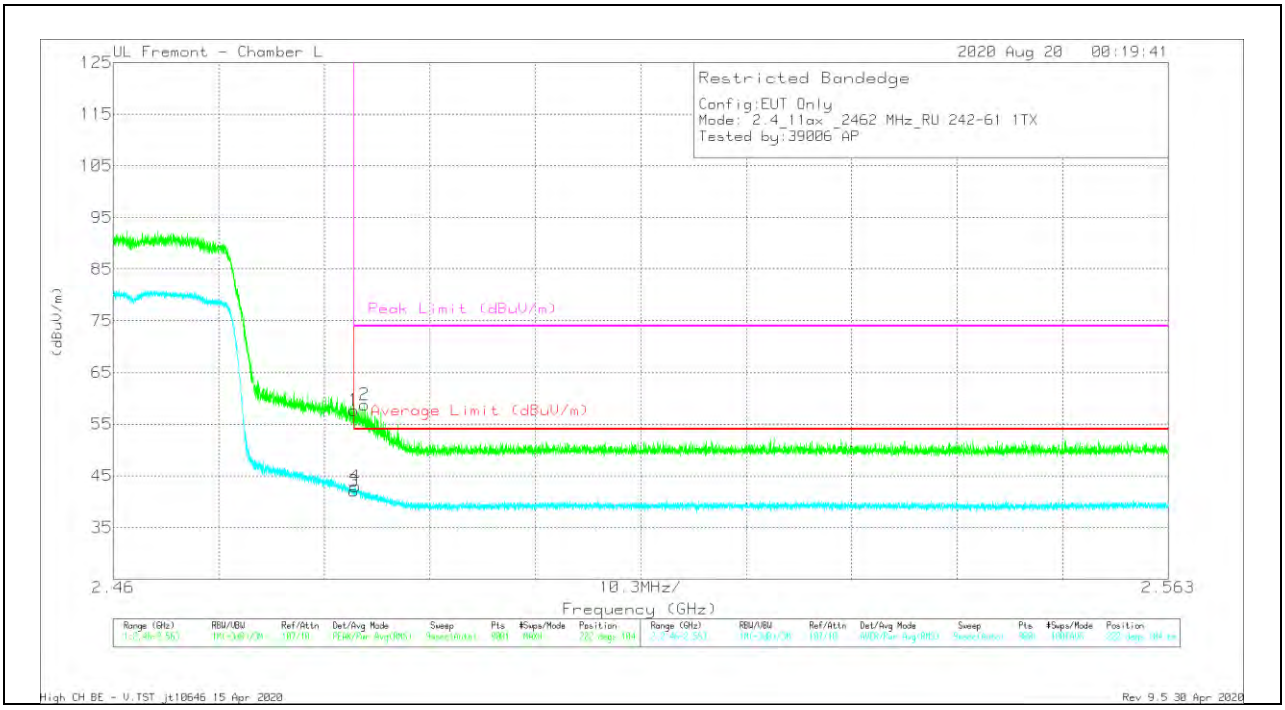

Marker	Frequency (GHz)	Meter Reading (dBuV)	Det	AF 344 (dB/m)	Amp/Cbl/Fltr/Pad (dB)	Corrected Reading (dBuV/m)	Average Limit (dBuV/m)	Margin (dB)	Peak Limit (dBuV/m)	PK Margin (dB)	Azimuth (Degs)	Height (cm)	Polarity
1	* 2.48351	46.26	Pk	32.3	-20.9	57.66	-	-	74	-16.34	222	104	V
2	* 2.48455	47.37	Pk	32.3	-20.9	58.77	-	-	74	-15.23	222	104	V
3	* 2.48351	30.61	RMS	32.3	-20.9	42.01	54	-11.99	-	-	222	104	V
4	* 2.48363	31.56	RMS	32.3	-20.9	42.96	54	-11.04	-	-	222	104	V

* - indicates frequency in CFR47 Pt 15 / IC RSS-Restricted Band
Pk - Peak detector
RMS - RMS detection

UL VERIFICATION SERVICES INC.
47173 Benicia Street, Fremont, CA 94538; USA TEL:(510) 319-4000 FAX:(510) 661-0888
This report shall not be reproduced except in full, without the written approval of UL Verification Services Inc.

BANDEDGE (HIGH CHANNEL, CH 12)

HORIZONTAL RESULT

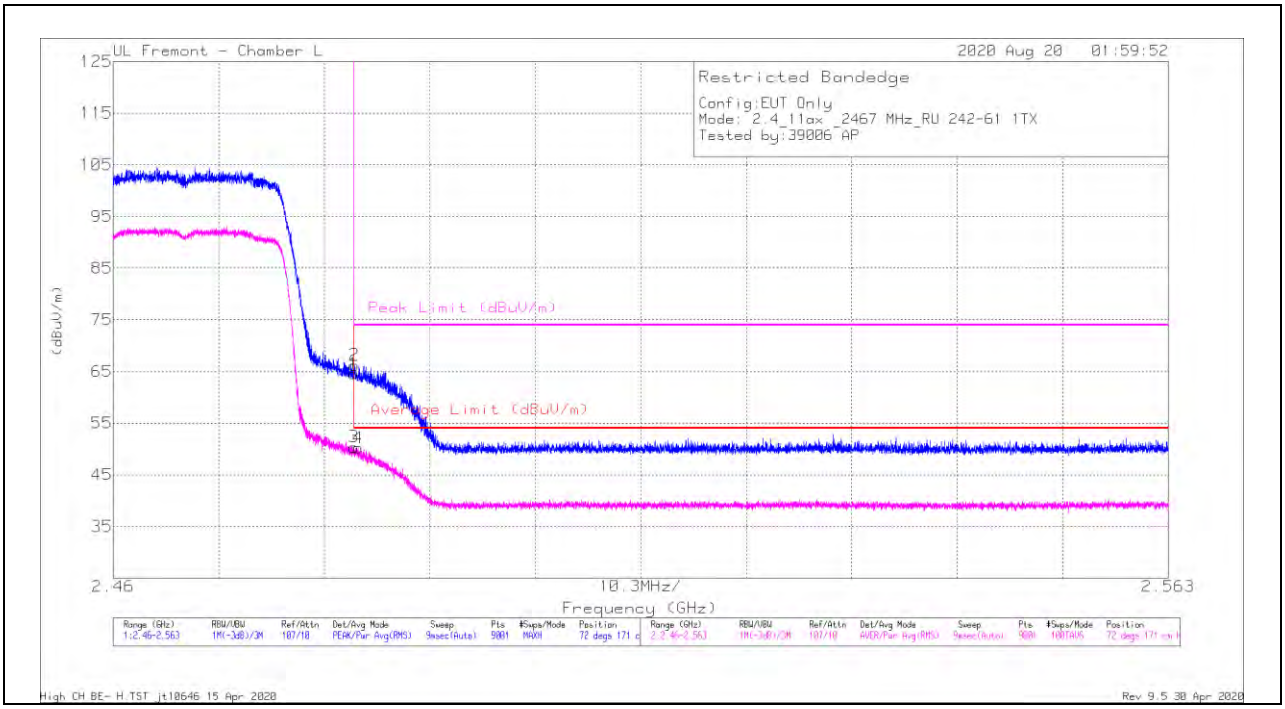

Marker	Frequency (GHz)	Meter Reading (dBuV)	Det	AF 344 (dB/m)	Amp/Cbl/Fltr/Pad (dB)	Corrected Reading (dBuV/m)	Average Limit (dBuV/m)	Margin (dB)	Peak Limit (dBuV/m)	PK Margin (dB)	Azimuth (Degs)	Height (cm)	Polarity
1	* 2.48351	53.17	Pk	32.3	-20.9	64.57	-	-	74	-9.43	72	171	H
2	* 2.48356	54.8	Pk	32.3	-20.9	66.2	-	-	74	-7.8	72	171	H
3	* 2.48351	38.98	RMS	32.3	-20.9	50.38	54	-3.62	-	-	72	171	H
4	* 2.4839	38.8	RMS	32.3	-20.9	50.2	54	-3.8	-	-	72	171	H

* - indicates frequency in CFR47 Pt 15 / IC RSS-Restricted Band
Pk - Peak detector
RMS - RMS detection

UL VERIFICATION SERVICES INC.
47173 Benicia Street, Fremont, CA 94538; USA TEL:(510) 319-4000 FAX:(510) 661-0888
This report shall not be reproduced except in full, without the written approval of UL Verification Services Inc.

VERTICAL RESULT

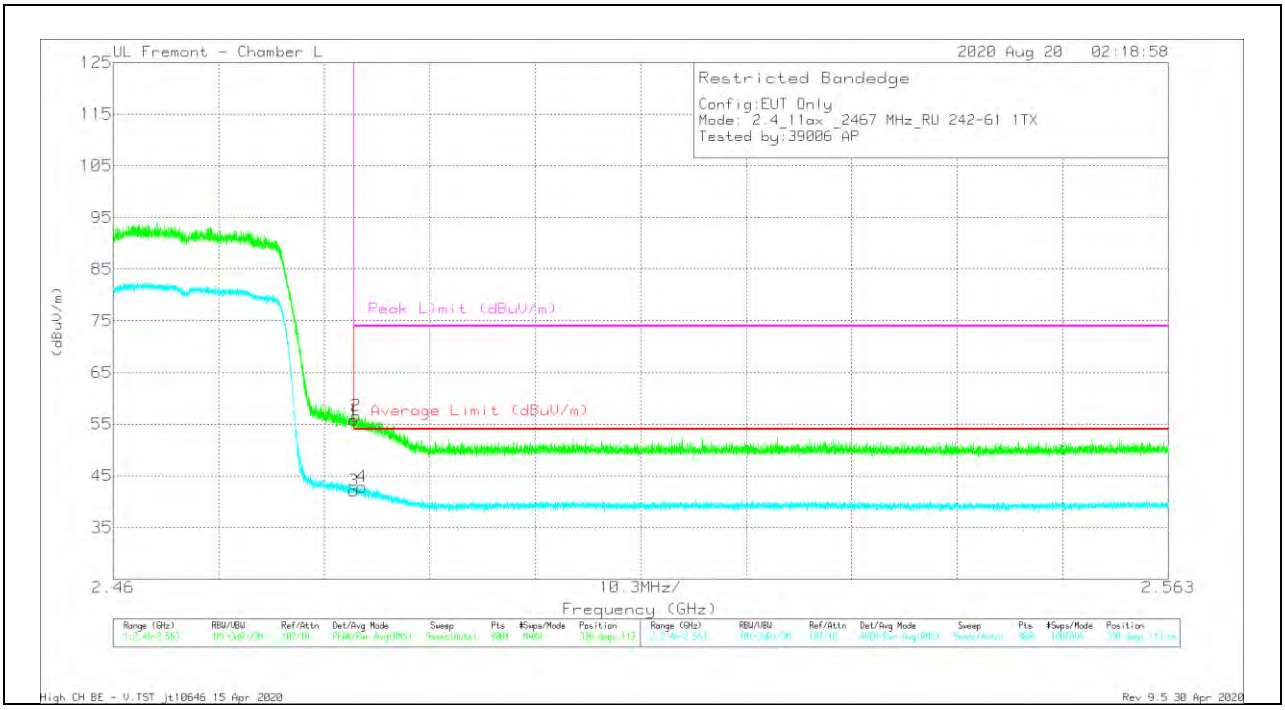

Marker	Frequency (GHz)	Meter Reading (dBuV)	Det	AF 344 (dB/m)	Amp/Cbl/Fltr/Pad (dB)	Corrected Reading (dBuV/m)	Average Limit (dBuV/m)	Margin (dB)	Peak Limit (dBuV/m)	PK Margin (dB)	Azimuth (Degs)	Height (cm)	Polarity
1	* 2.48351	44.37	Pk	32.3	-20.9	55.77	-	-	74	-18.23	330	113	V
2	* 2.48373	45.19	Pk	32.3	-20.9	56.59	-	-	74	-17.41	330	113	V
3	* 2.48351	30.72	RMS	32.3	-20.9	42.12	54	-11.88	-	-	330	113	V
4	* 2.4843	31.45	RMS	32.3	-20.9	42.85	54	-11.15	-	-	330	113	V

* - indicates frequency in CFR47 Pt 15 / IC RSS-Restricted Band
Pk - Peak detector
RMS - RMS detection

UL VERIFICATION SERVICES INC.
47173 Benicia Street, Fremont, CA 94538; USA TEL:(510) 319-4000 FAX:(510) 661-0888
This report shall not be reproduced except in full, without the written approval of UL Verification Services Inc.

BANDEDGE (HIGH CHANNEL, CH 13)

HORIZONTAL RESULT

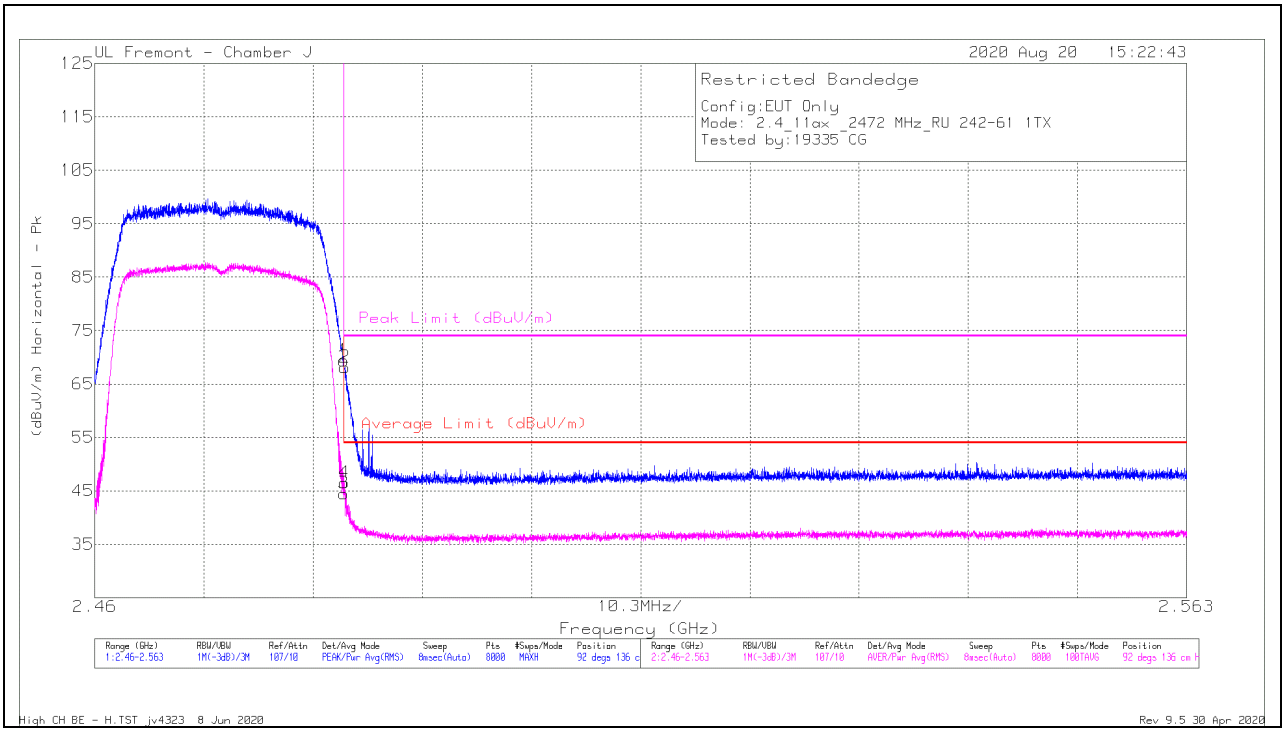

Marker	Frequency (GHz)	Meter Reading (dBuV)	Det	AF T963 (dB/m)	Amp/Cbl/Fltr/Pad (dB)	Corrected Reading (dBuV/m)	Average Limit (dBuV/m)	Margin (dB)	Peak Limit (dBuV/m)	PK Margin (dB)	Azimuth (Degs)	Height (cm)	Polarity
1	* 2.4835	54.1	Pk	29.5	-14.2	69.4	-	-	74	-4.6	92	136	H
2	* 2.48358	52.82	Pk	29.5	-14.2	68.12	-	-	74	-5.88	92	136	H
3	* 2.4835	29.23	RMS	29.5	-14.2	44.53	54	-9.47	-	-	92	136	H
4	* 2.48354	31.23	RMS	29.5	-14.2	46.53	54	-7.47	-	-	92	136	H

* - indicates frequency in CFR47 Pt 15 / IC RSS-Restricted Band
Pk - Peak detector
RMS - RMS detection

UL VERIFICATION SERVICES INC.
47173 Benicia Street, Fremont, CA 94538; USA TEL:(510) 319-4000 FAX:(510) 661-0888
This report shall not be reproduced except in full, without the written approval of UL Verification Services Inc.

VERTICAL RESULT

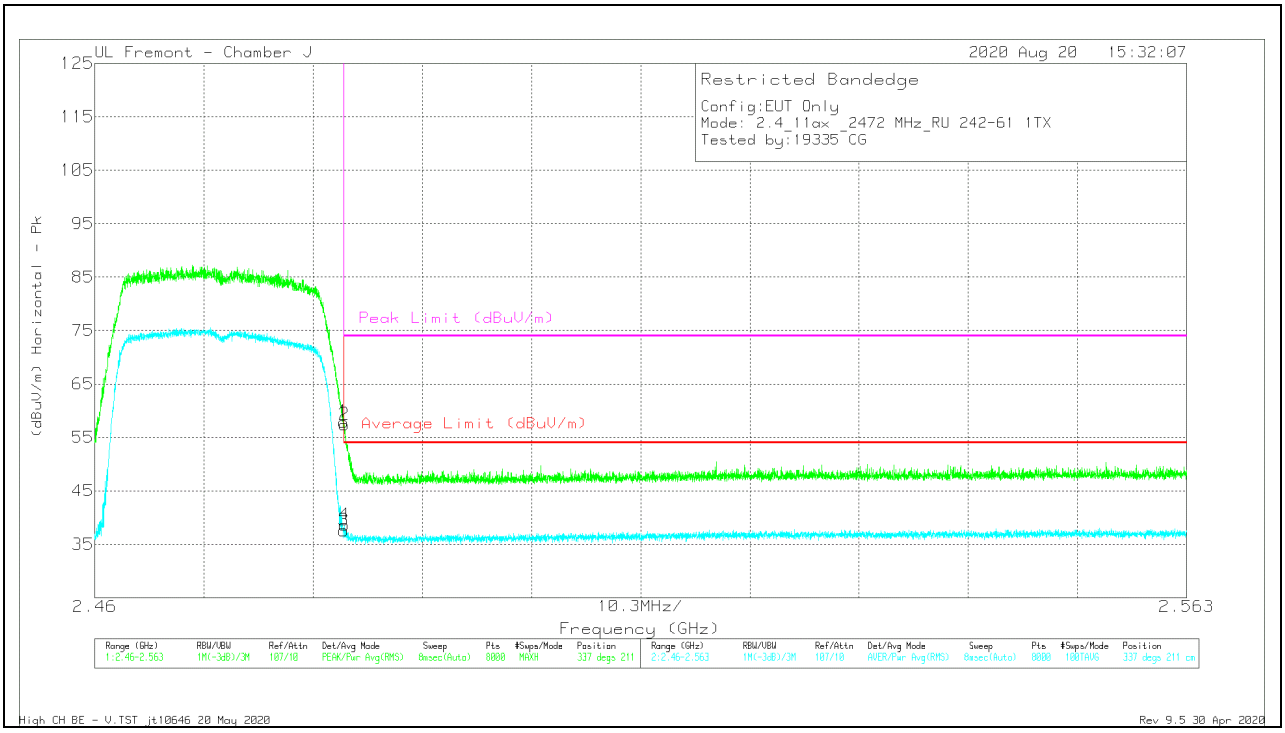

Marker	Frequency (GHz)	Meter Reading (dBuV)	Det	AF T963 (dB/m)	Amp/Cbl/Fltr/Pad (dB)	Corrected Reading (dBuV/m)	Average Limit (dBuV/m)	Margin (dB)	Peak Limit (dBuV/m)	PK Margin (dB)	Azimuth (Degs)	Height (cm)	Polarity
1	* 2.4835	42.62	Pk	29.5	-14.2	57.92	-	-	74	-16.08	337	211	V
2	* 2.48354	42.09	Pk	29.5	-14.2	57.39	-	-	74	-16.61	337	211	V
3	* 2.4835	22.31	RMS	29.5	-14.2	37.61	54	-16.39	-	-	337	211	V
4	* 2.48353	23.3	RMS	29.5	-14.2	38.6	54	-15.4	-	-	337	211	V

* - indicates frequency in CFR47 Pt 15 / IC RSS-Restricted Band
Pk - Peak detector
RMS - RMS detection

UL VERIFICATION SERVICES INC.
47173 Benicia Street, Fremont, CA 94538; USA TEL:(510) 319-4000 FAX:(510) 661-0888
This report shall not be reproduced except in full, without the written approval of UL Verification Services Inc.

1TX ANT 3 MODE: 26-Tones, RU Index 0

BANDEDGE (LOW CHANNEL, CH 1)

HORIZONTAL RESULT

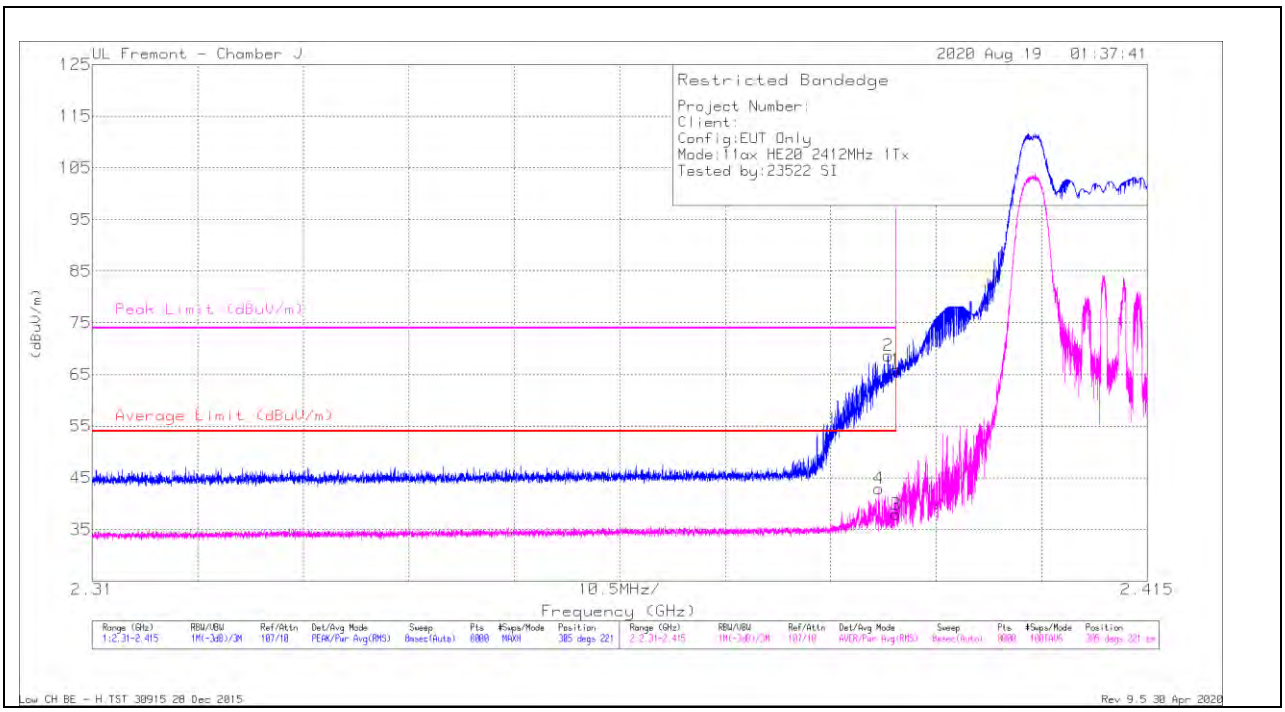

Marker	Frequency (GHz)	Meter Reading (dBuV)	Det	AF T963 (dB/m)	Amp/Cbl/Fltr/Pad (dB)	Corrected Reading (dBuV/m)	Average Limit (dBuV/m)	Margin (dB)	Peak Limit (dBuV/m)	PK Margin (dB)	Azimuth (Degs)	Height (cm)	Polarity
1	* 2.39	51.6	Pk	29	-14.7	65.9	-	-	74	-8.1	305	221	H
2	* 2.38922	54.36	Pk	29	-14.7	68.66	-	-	74	-5.34	305	221	H
3	* 2.39	23.61	RMS	29	-14.7	37.91	54	-16.09	-	-	305	221	H
4	* 2.38828	28.61	RMS	29	-14.7	42.91	54	-11.09	-	-	305	221	H

* - indicates frequency in CFR47 Pt 15 / IC RSS-Restricted Band
Pk - Peak detector
RMS - RMS detection

UL VERIFICATION SERVICES INC.
47173 Benicia Street, Fremont, CA 94538; USA TEL:(510) 319-4000 FAX:(510) 661-0888
This report shall not be reproduced except in full, without the written approval of UL Verification Services Inc.

VERTICAL RESULT

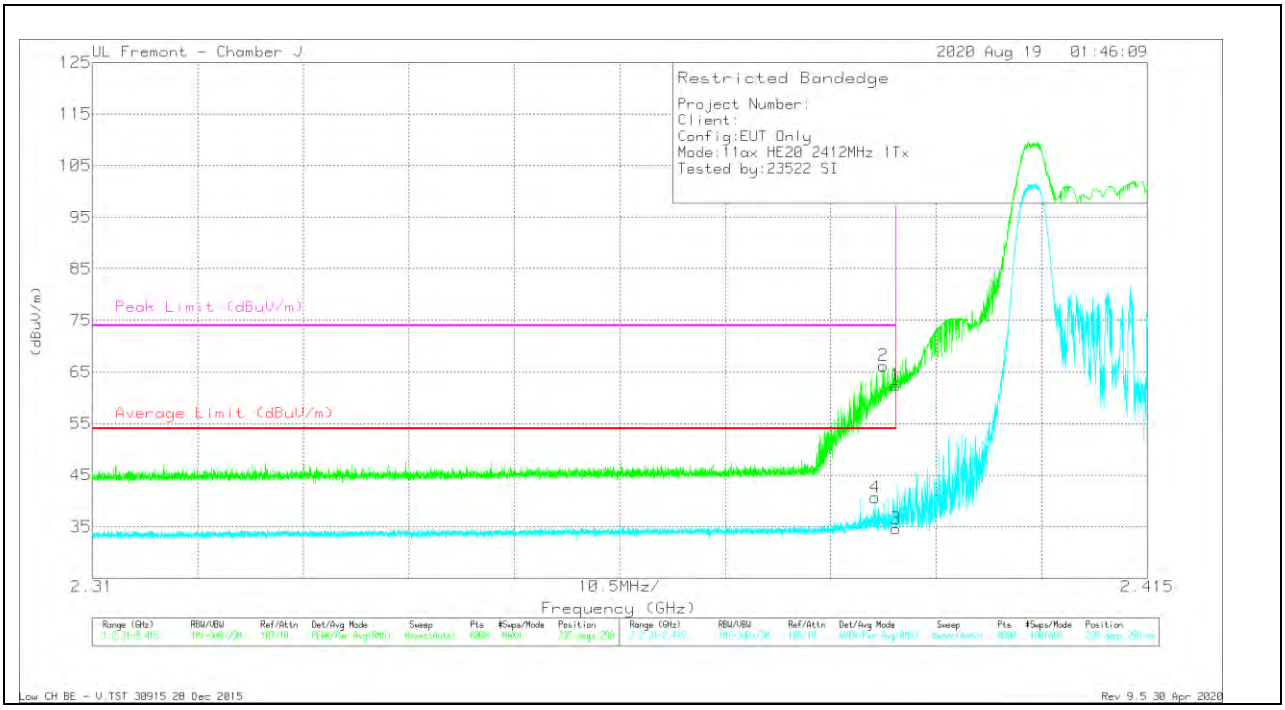

Marker	Frequency (GHz)	Meter Reading (dBuV)	Det	AF T963 (dB/m)	Amp/Cbl/Fltr/Pad (dB)	Corrected Reading (dBuV/m)	Average Limit (dBuV/m)	Margin (dB)	Peak Limit (dBuV/m)	PK Margin (dB)	Azimuth (Degs)	Height (cm)	Polarity
1	* 2.39	48.14	Pk	29	-14.7	62.44	-	-	74	-11.56	235	298	V
2	* 2.38874	51.91	Pk	29	-14.7	66.21	-	-	74	-7.79	235	298	V
3	* 2.39	20.32	RMS	29	-14.7	34.62	54	-19.38	-	-	235	298	V
4	* 2.38794	26.36	RMS	29	-14.7	40.66	54	-13.34	-	-	235	298	V

* - indicates frequency in CFR47 Pt 15 / IC RSS-Restricted Band
Pk - Peak detector
RMS - RMS detection

UL VERIFICATION SERVICES INC.
47173 Benicia Street, Fremont, CA 94538; USA TEL:(510) 319-4000 FAX:(510) 661-0888
This report shall not be reproduced except in full, without the written approval of UL Verification Services Inc.

BANDEDGE (LOW CHANNEL, CH 2)

HORIZONTAL RESULT

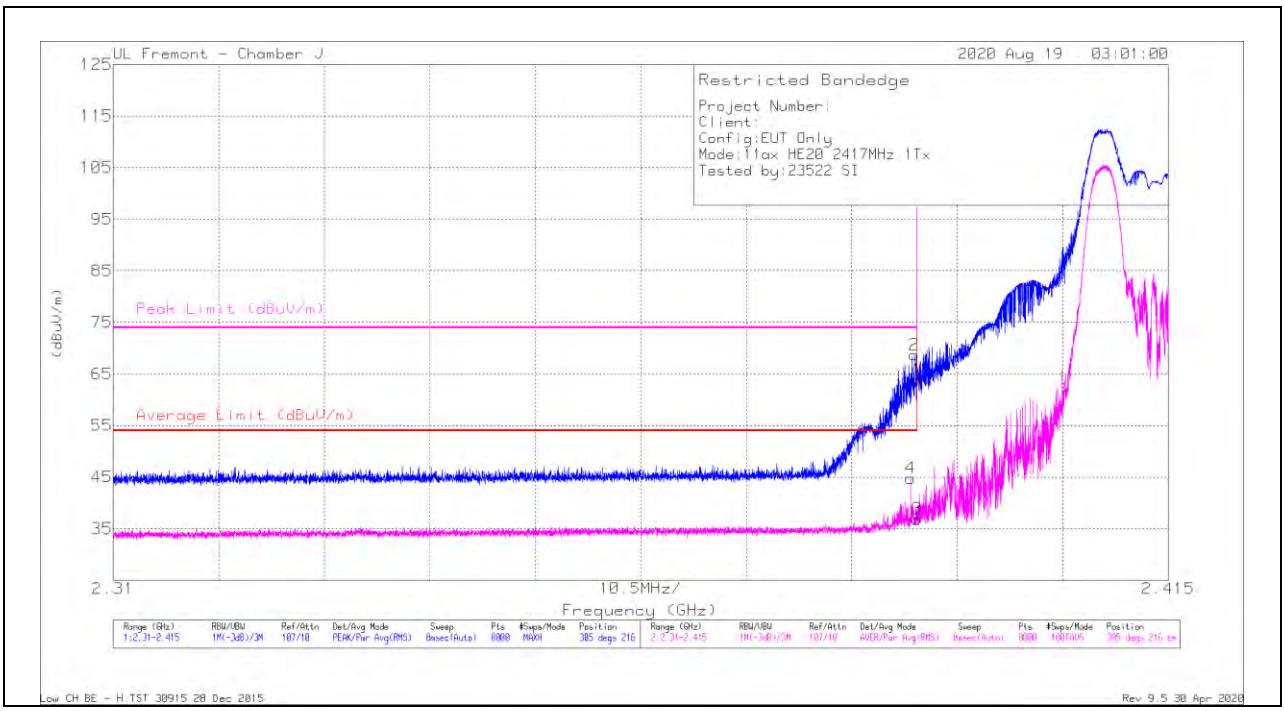

Marker	Frequency (GHz)	Meter Reading (dBuV)	Det	AF T963 (dB/m)	Amp/Cbl/Fltr/Pad (dB)	Corrected Reading (dBuV/m)	Average Limit (dBuV/m)	Margin (dB)	Peak Limit (dBuV/m)	PK Margin (dB)	Azimuth (Degs)	Height (cm)	Polarity
1	* 2.39	49.6	Pk	29	-14.7	63.9	-	-	74	-10.1	305	216	H
2	* 2.38972	54.4	Pk	29	-14.7	68.7	-	-	74	-5.3	305	216	H
3	* 2.39	22.55	RMS	29	-14.7	36.85	54	-17.15	-	-	305	216	H
4	* 2.38935	30.47	RMS	29	-14.7	44.77	54	-9.23	-	-	305	216	H

* - indicates frequency in CFR47 Pt 15 / IC RSS-Restricted Band
Pk - Peak detector
RMS - RMS detection

UL VERIFICATION SERVICES INC.
47173 Benicia Street, Fremont, CA 94538; USA TEL:(510) 319-4000 FAX:(510) 661-0888
This report shall not be reproduced except in full, without the written approval of UL Verification Services Inc.

VERTICAL RESULT

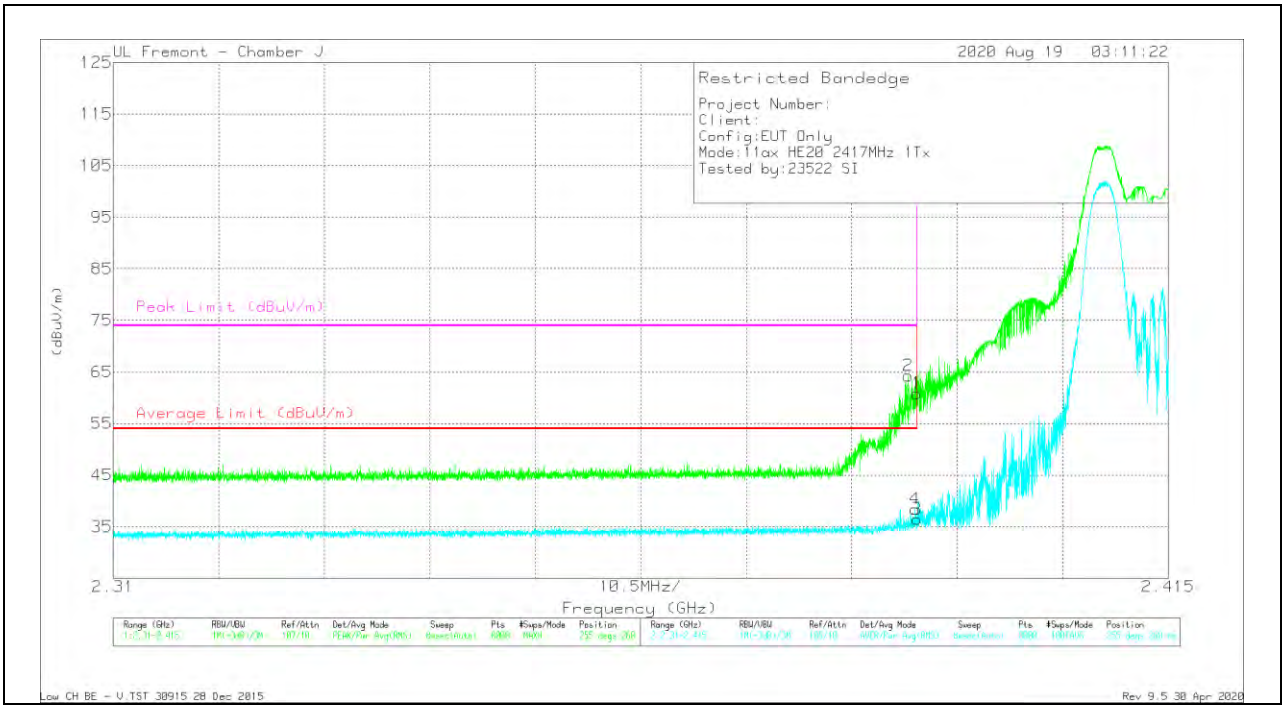

Marker	Frequency (GHz)	Meter Reading (dBuV)	Det	AF T963 (dB/m)	Amp/Cbl/Fltr/Pad (dB)	Corrected Reading (dBuV/m)	Average Limit (dBuV/m)	Margin (dB)	Peak Limit (dBuV/m)	PK Margin (dB)	Azimuth (Degs)	Height (cm)	Polarity
1	* 2.39	46.54	Pk	29	-14.7	60.84	-	-	74	-13.16	255	260	V
2	* 2.3891	49.97	Pk	29	-14.7	64.27	-	-	74	-9.73	255	260	V
3	* 2.39	22.14	RMS	29	-14.7	36.44	54	-17.56	-	-	255	260	V
4	* 2.38981	24.14	RMS	29	-14.7	38.44	54	-15.56	-	-	255	260	V

* - indicates frequency in CFR47 Pt 15 / IC RSS-Restricted Band
Pk - Peak detector
RMS - RMS detection

UL VERIFICATION SERVICES INC.
47173 Benicia Street, Fremont, CA 94538; USA TEL:(510) 319-4000 FAX:(510) 661-0888
This report shall not be reproduced except in full, without the written approval of UL Verification Services Inc.

BANDEDGE (LOW CHANNEL, CH 3)

HORIZONTAL RESULT

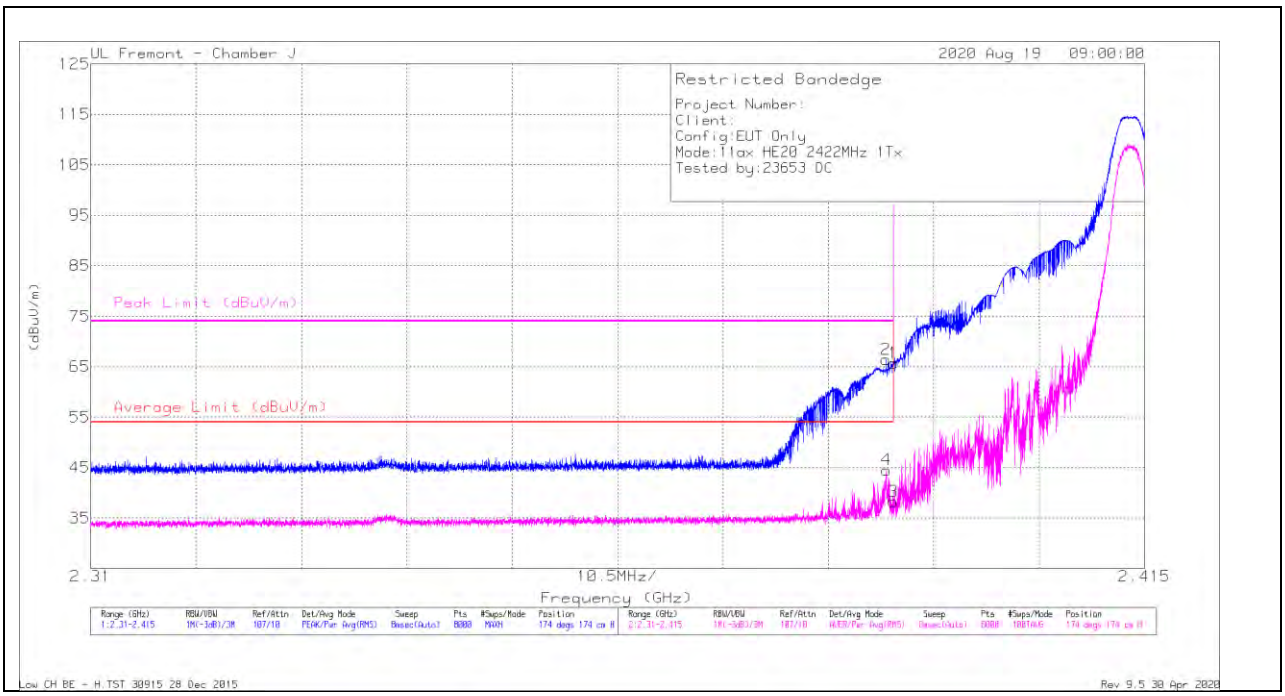

Marker	Frequency (GHz)	Meter Reading (dBuV)	Det	AF T963 (dB/m)	Amp/Cbl/Fltr/Pad (dB)	Corrected Reading (dBuV/m)	Average Limit (dBuV/m)	Margin (dB)	Peak Limit (dBuV/m)	PK Margin (dB)	Azimuth (Degs)	Height (cm)	Polarity
1	* 2.39	51.41	Pk	29	-14.7	65.71	-	-	74	-8.29	174	174	H
2	* 2.38923	52.1	Pk	29	-14.7	66.4	-	-	74	-7.6	174	174	H
3	* 2.39	23.94	RMS	29	-14.7	38.24	54	-15.76	-	-	174	174	H
4	* 2.3893	30.22	RMS	29	-14.7	44.52	54	-9.48	-	-	174	174	H

* - indicates frequency in CFR47 Pt 15 / IC RSS-Restricted Band
Pk - Peak detector
RMS - RMS detection

UL VERIFICATION SERVICES INC.
47173 Benicia Street, Fremont, CA 94538; USA TEL:(510) 319-4000 FAX:(510) 661-0888
This report shall not be reproduced except in full, without the written approval of UL Verification Services Inc.

VERTICAL RESULT

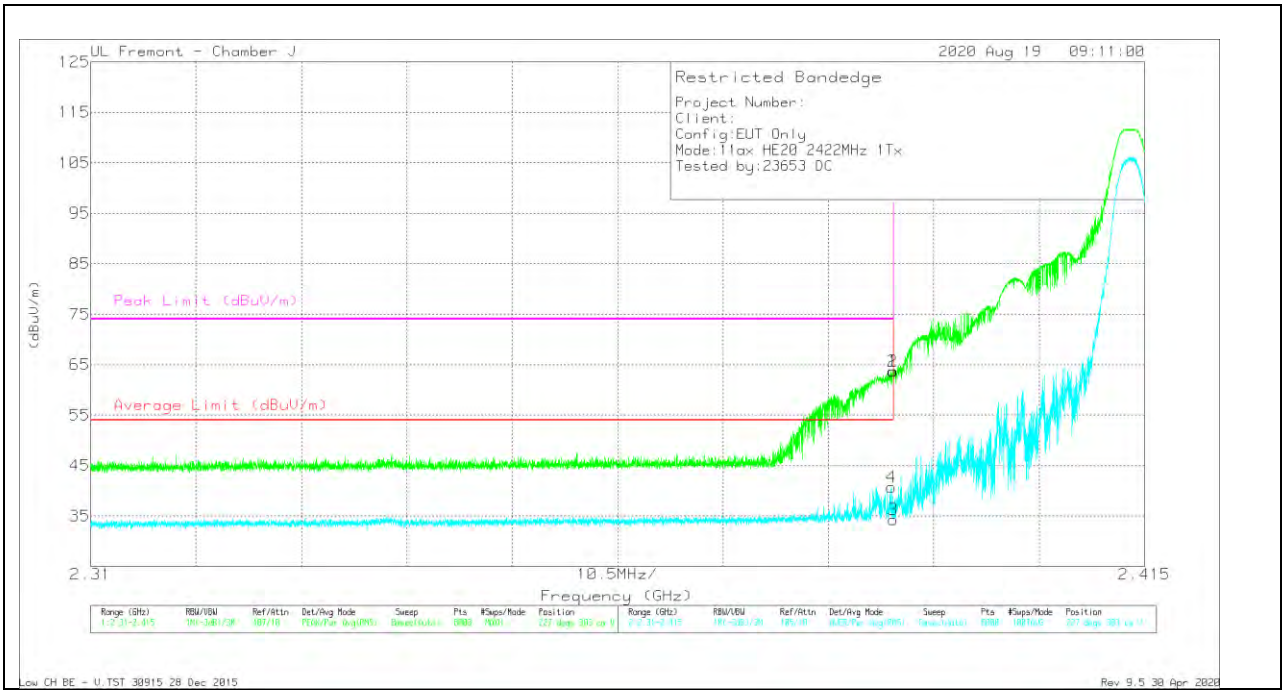

Marker	Frequency (GHz)	Meter Reading (dBuV)	Det	AF T963 (dB/m)	Amp/Cbl/Fltr/Pad (dB)	Corrected Reading (dBuV/m)	Average Limit (dBuV/m)	Margin (dB)	Peak Limit (dBuV/m)	PK Margin (dB)	Azimuth (Degs)	Height (cm)	Polarity
1	* 2.39	49.45	Pk	29	-14.7	63.75	-	-	74	-10.25	227	303	V
2	* 2.38993	49.42	Pk	29	-14.7	63.72	-	-	74	-10.28	227	303	V
3	* 2.39	19.99	RMS	29	-14.7	34.29	54	-19.71	-	-	227	303	V
4	* 2.38977	26.48	RMS	29	-14.7	40.78	54	-13.22	-	-	227	303	V

* - indicates frequency in CFR47 Pt 15 / IC RSS-Restricted Band
Pk - Peak detector
RMS - RMS detection

UL VERIFICATION SERVICES INC.
47173 Benicia Street, Fremont, CA 94538; USA TEL:(510) 319-4000 FAX:(510) 661-0888
This report shall not be reproduced except in full, without the written approval of UL Verification Services Inc.

BANDEDGE (HIGH CHANNEL, CH 9)

HORIZONTAL RESULT

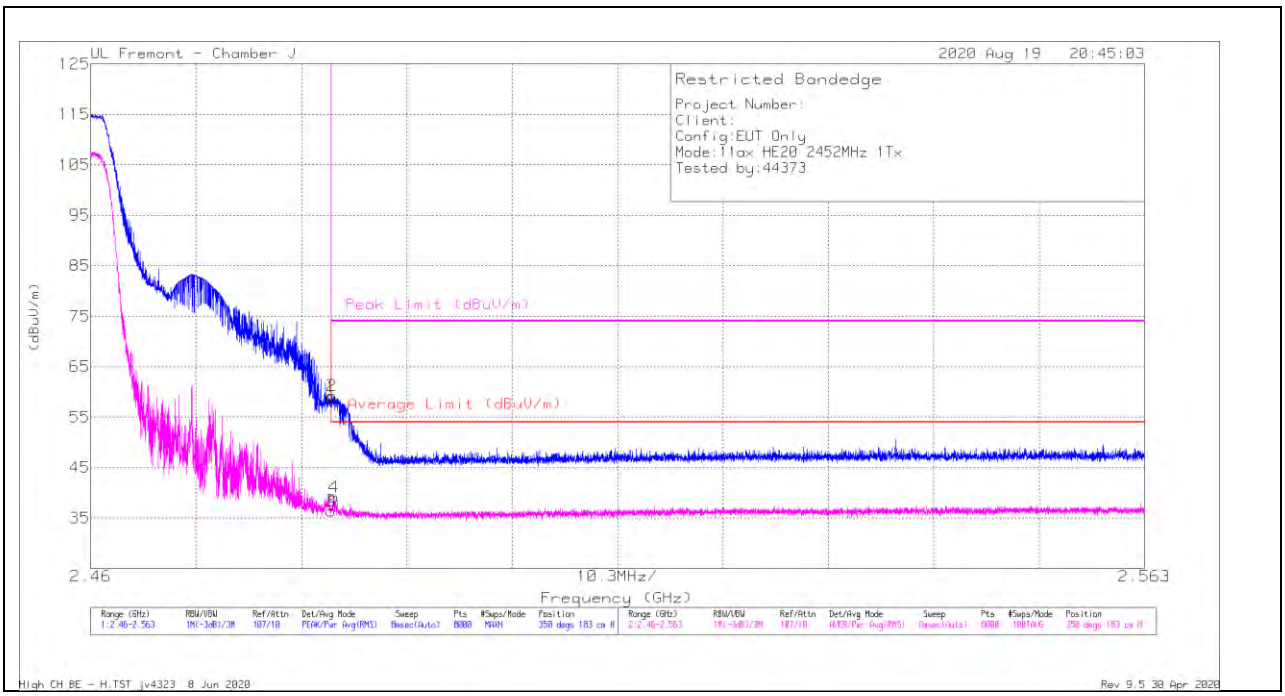

Marker	Frequency (GHz)	Meter Reading (dBuV)	Det	AF T963 (dB/m)	Amp/Cbl/Fltr/Pad (dB)	Corrected Reading (dBuV/m)	Average Limit (dBuV/m)	Margin (dB)	Peak Limit (dBuV/m)	PK Margin (dB)	Azimuth (Degs)	Height (cm)	Polarity
1	* 2.4835	44.06	Pk	29.5	-14.6	58.96	-	-	74	-15.04	350	183	H
2	* 2.48354	44.3	Pk	29.5	-14.6	59.2	-	-	74	-14.8	350	183	H
3	* 2.4835	21.53	RMS	29.5	-14.6	36.43	54	-17.57	-	-	350	183	H
4	* 2.48377	24.2	RMS	29.5	-14.6	39.1	54	-14.9	-	-	350	183	H

* - indicates frequency in CFR47 Pt 15 / IC RSS-Restricted Band
Pk - Peak detector
RMS - RMS detection

UL VERIFICATION SERVICES INC.
47173 Benicia Street, Fremont, CA 94538; USA TEL:(510) 319-4000 FAX:(510) 661-0888
This report shall not be reproduced except in full, without the written approval of UL Verification Services Inc.

VERTICAL RESULT

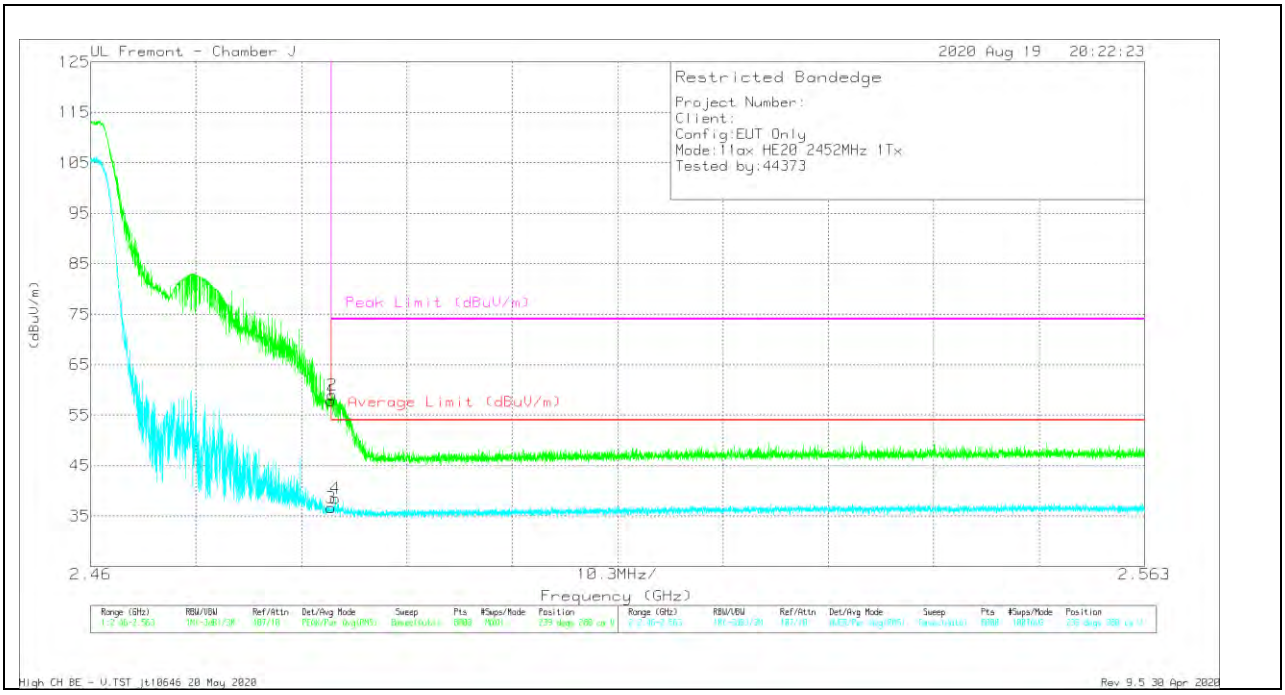

Marker	Frequency (GHz)	Meter Reading (dBuV)	Det	AF T963 (dB/m)	Amp/Cbl/Fltr/Pad (dB)	Corrected Reading (dBuV/m)	Average Limit (dBuV/m)	Margin (dB)	Peak Limit (dBuV/m)	PK Margin (dB)	Azimuth (Degs)	Height (cm)	Polarity
1	* 2.4835	42.93	Pk	29.5	-14.6	57.83	-	-	74	-16.17	239	280	V
2	* 2.48362	44.09	Pk	29.5	-14.6	58.99	-	-	74	-15.01	239	280	V
3	* 2.4835	21.71	RMS	29.5	-14.6	36.61	54	-17.39	-	-	239	280	V
4	* 2.48393	23.59	RMS	29.5	-14.6	38.49	54	-15.51	-	-	239	280	V

* - indicates frequency in CFR47 Pt 15 / IC RSS-Restricted Band
Pk - Peak detector
RMS - RMS detection

UL VERIFICATION SERVICES INC.
47173 Benicia Street, Fremont, CA 94538; USA TEL:(510) 319-4000 FAX:(510) 661-0888
This report shall not be reproduced except in full, without the written approval of UL Verification Services Inc.

BANDEDGE (HIGH CHANNEL, CH 10)

HORIZONTAL RESULT

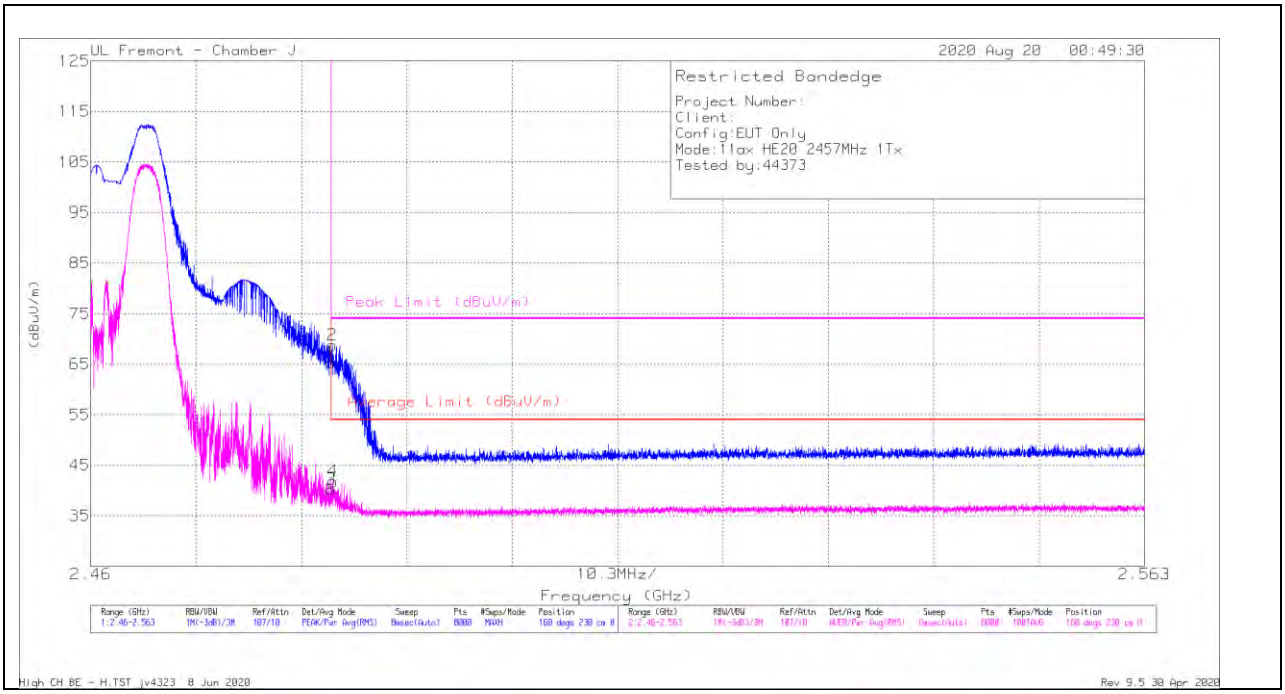

Marker	Frequency (GHz)	Meter Reading (dBuV)	Det	AF T963 (dB/m)	Amp/Cbl/Fltr/Pad (dB)	Corrected Reading (dBuV/m)	Average Limit (dBuV/m)	Margin (dB)	Peak Limit (dBuV/m)	PK Margin (dB)	Azimuth (Degs)	Height (cm)	Polarity
1	* 2.4835	50.43	Pk	29.5	-14.6	65.33	-	-	74	-8.67	160	230	H
2	* 2.48362	53.84	Pk	29.5	-14.6	68.74	-	-	74	-5.26	160	230	H
3	* 2.4835	25.35	RMS	29.5	-14.6	40.25	54	-13.75	-	-	160	230	H
4	* 2.48366	26.89	RMS	29.5	-14.6	41.79	54	-12.21	-	-	160	230	H

* - indicates frequency in CFR47 Pt 15 / IC RSS-Restricted Band
Pk - Peak detector
RMS - RMS detection

UL VERIFICATION SERVICES INC.
47173 Benicia Street, Fremont, CA 94538; USA TEL:(510) 319-4000 FAX:(510) 661-0888
This report shall not be reproduced except in full, without the written approval of UL Verification Services Inc.

VERTICAL RESULT

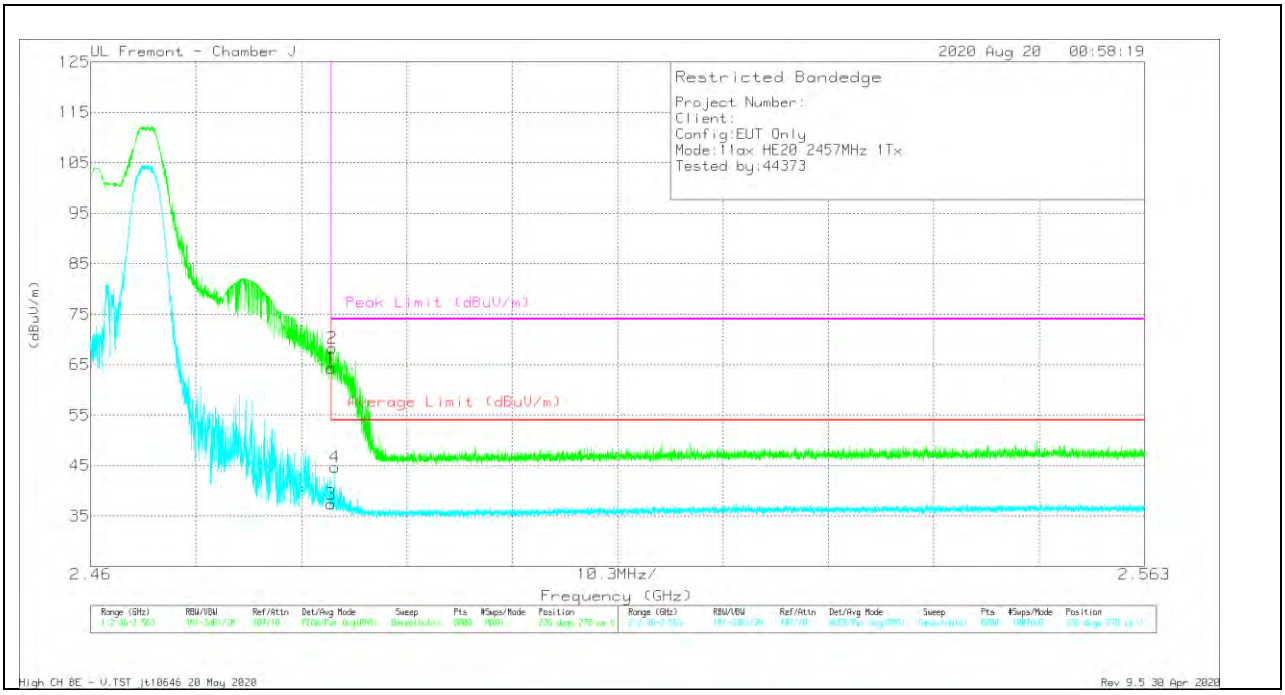

Marker	Frequency (GHz)	Meter Reading (dBuV)	Det	AF T963 (dB/m)	Amp/Cbl/Fltr/Pad (dB)	Corrected Reading (dBuV/m)	Average Limit (dBuV/m)	Margin (dB)	Peak Limit (dBuV/m)	PK Margin (dB)	Azimuth (Degs)	Height (cm)	Polarity
1	* 2.4835	49.37	Pk	29.5	-14.6	64.27	-	-	74	-9.73	236	278	V
2	* 2.48362	53.41	Pk	29.5	-14.6	68.31	-	-	74	-5.69	236	278	V
3	* 2.4835	22.5	RMS	29.5	-14.6	37.4	54	-16.6	-	-	236	278	V
4	* 2.48387	29.85	RMS	29.5	-14.6	44.75	54	-9.25	-	-	236	278	V

* - indicates frequency in CFR47 Pt 15 / IC RSS-Restricted Band
Pk - Peak detector
RMS - RMS detection

UL VERIFICATION SERVICES INC.
47173 Benicia Street, Fremont, CA 94538; USA TEL:(510) 319-4000 FAX:(510) 661-0888
This report shall not be reproduced except in full, without the written approval of UL Verification Services Inc.

BANDEDGE (HIGH CHANNEL, CH 11)

HORIZONTAL RESULT

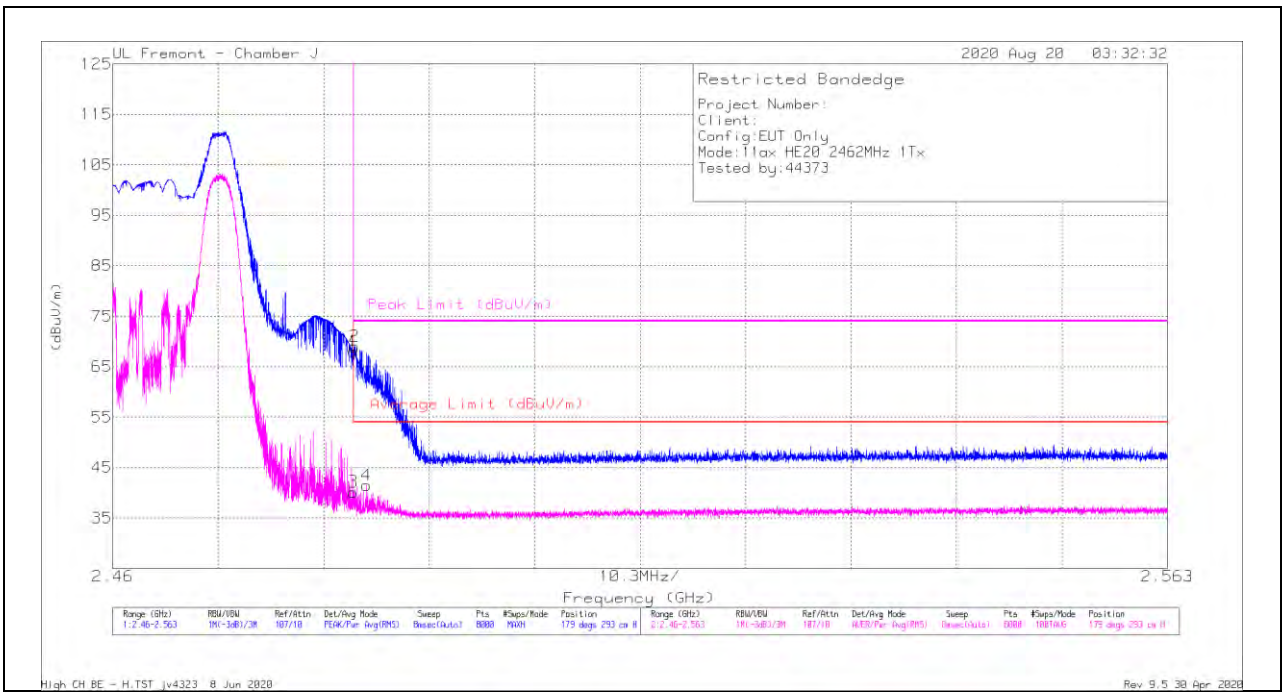

Marker	Frequency (GHz)	Meter Reading (dBuV)	Det	AF T963 (dB/m)	Amp/Cbl/Fltr/Pad (dB)	Corrected Reading (dBuV/m)	Average Limit (dBuV/m)	Margin (dB)	Peak Limit (dBuV/m)	PK Margin (dB)	Azimuth (Degs)	Height (cm)	Polarity
1	* 2.4835	53.13	Pk	29.5	-14.6	68.03	-	-	74	-5.97	179	293	H
2	* 2.48364	54.08	Pk	29.5	-14.6	68.98	-	-	74	-5.02	179	293	H
3	* 2.4835	25.27	RMS	29.5	-14.6	40.17	54	-13.83	-	-	179	293	H
4	* 2.48478	26.58	RMS	29.5	-14.6	41.48	54	-12.52	-	-	179	293	H

* - indicates frequency in CFR47 Pt 15 / IC RSS-Restricted Band
Pk - Peak detector
RMS - RMS detection

UL VERIFICATION SERVICES INC.
47173 Benicia Street, Fremont, CA 94538; USA TEL:(510) 319-4000 FAX:(510) 661-0888
This report shall not be reproduced except in full, without the written approval of UL Verification Services Inc.

VERTICAL RESULT

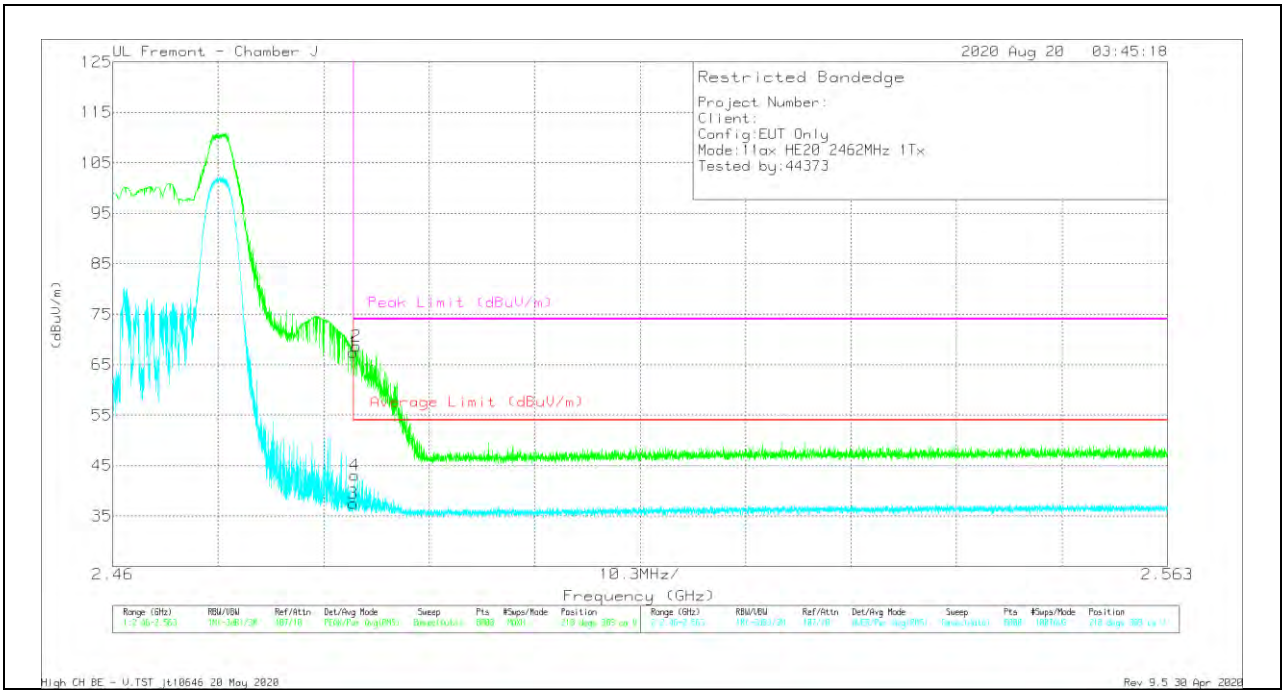

Marker	Frequency (GHz)	Meter Reading (dBuV)	Det	AF T963 (dB/m)	Amp/Cbl/Fltr/Pad (dB)	Corrected Reading (dBuV/m)	Average Limit (dBuV/m)	Margin (dB)	Peak Limit (dBuV/m)	PK Margin (dB)	Azimuth (Degs)	Height (cm)	Polarity
1	* 2.4835	52.56	Pk	29.5	-14.6	67.46	-	-	74	-6.54	218	309	V
2	* 2.48378	53.77	Pk	29.5	-14.6	68.67	-	-	74	-5.33	218	309	V
3	* 2.4835	22.64	RMS	29.5	-14.6	37.54	54	-16.46	-	-	218	309	V
4	* 2.4836	28.24	RMS	29.5	-14.6	43.14	54	-10.86	-	-	218	309	V

* - indicates frequency in CFR47 Pt 15 / IC RSS-Restricted Band
Pk - Peak detector
RMS - RMS detection

UL VERIFICATION SERVICES INC.
47173 Benicia Street, Fremont, CA 94538; USA TEL:(510) 319-4000 FAX:(510) 661-0888
This report shall not be reproduced except in full, without the written approval of UL Verification Services Inc.

BANDEDGE (HIGH CHANNEL, CH 12)

HORIZONTAL RESULT

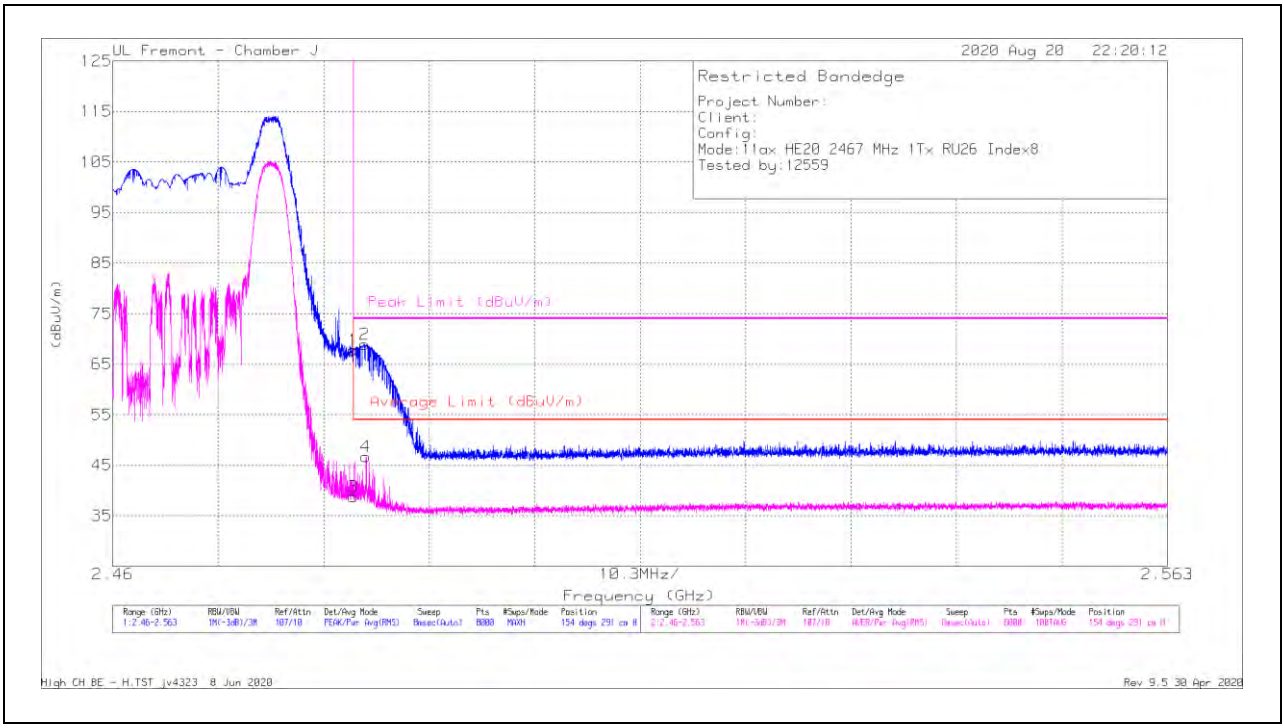

Marker	Frequency (GHz)	Meter Reading (dBuV)	Det	AF T963 (dB/m)	Amp/Cbl/Fltr/Pad (dB)	Corrected Reading (dBuV/m)	Average Limit (dBuV/m)	Margin (dB)	Peak Limit (dBuV/m)	PK Margin (dB)	Azimuth (Degs)	Height (cm)	Polarity
1	* 2.4835	52.53	Pk	29.5	-14.2	67.83	-	-	74	-6.17	154	291	H
2	* 2.48461	53.67	Pk	29.5	-14.2	68.97	-	-	74	-5.03	154	291	H
3	* 2.4835	23.43	RMS	29.5	-14.2	38.73	54	-15.27	-	-	154	291	H
4	* 2.48472	31.37	RMS	29.5	-14.2	46.67	54	-7.33	-	-	154	291	H

* - indicates frequency in CFR47 Pt 15 / IC RSS-Restricted Band
Pk - Peak detector
RMS - RMS detection

UL VERIFICATION SERVICES INC.
47173 Benicia Street, Fremont, CA 94538; USA TEL:(510) 319-4000 FAX:(510) 661-0888
This report shall not be reproduced except in full, without the written approval of UL Verification Services Inc.

VERTICAL RESULT

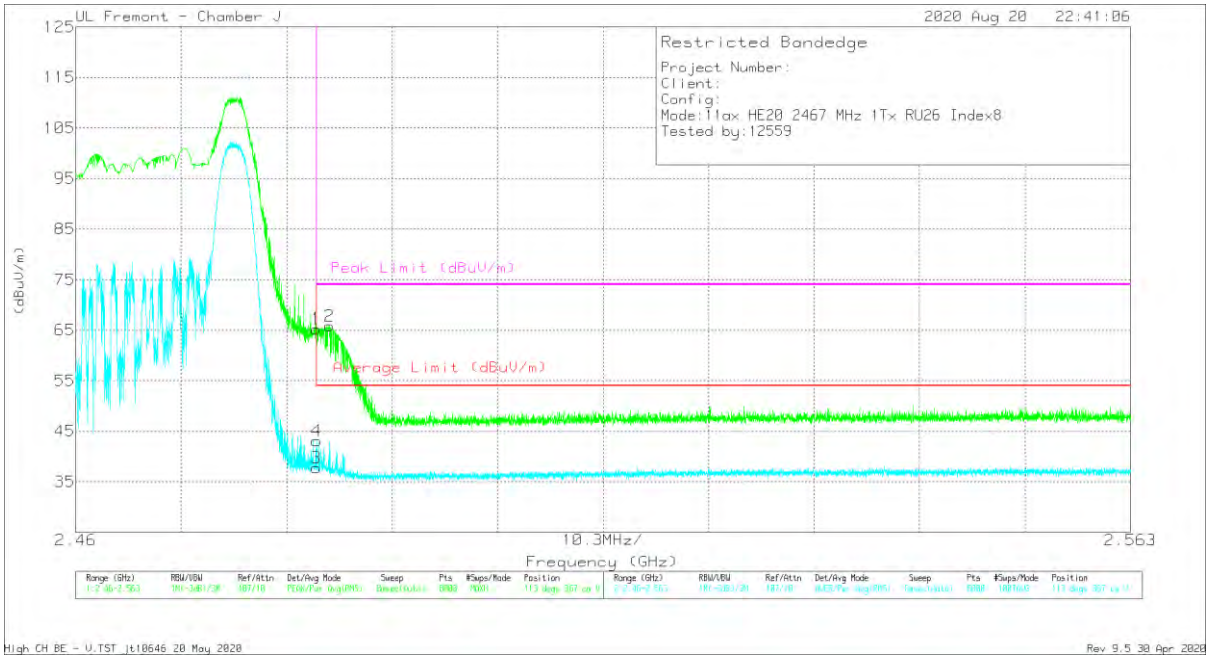

Marker	Frequency (GHz)	Meter Reading (dBuV)	Det	AF T963 (dB/m)	Amp/Cbl/Fltr/Pad (dB)	Corrected Reading (dBuV/m)	Average Limit (dBuV/m)	Margin (dB)	Peak Limit (dBuV/m)	PK Margin (dB)	Azimuth (Degs)	Height (cm)	Polarity
1	* 2.4835	49.95	Pk	29.5	-14.2	65.25	-	-	74	-8.75	113	367	V
2	* 2.48479	50.46	Pk	29.5	-14.2	65.76	-	-	74	-8.24	113	367	V
3	* 2.4835	22.4	RMS	29.5	-14.2	37.7	54	-16.3	-	-	113	367	V
4	* 2.48353	27.84	RMS	29.5	-14.2	43.14	54	-10.86	-	-	113	367	V

* - indicates frequency in CFR47 Pt 15 / IC RSS-Restricted Band
Pk - Peak detector
RMS - RMS detection

UL VERIFICATION SERVICES INC.
47173 Benicia Street, Fremont, CA 94538; USA TEL:(510) 319-4000 FAX:(510) 661-0888
This report shall not be reproduced except in full, without the written approval of UL Verification Services Inc.

BANDEDGE (HIGH CHANNEL, CH 13)

HORIZONTAL RESULT

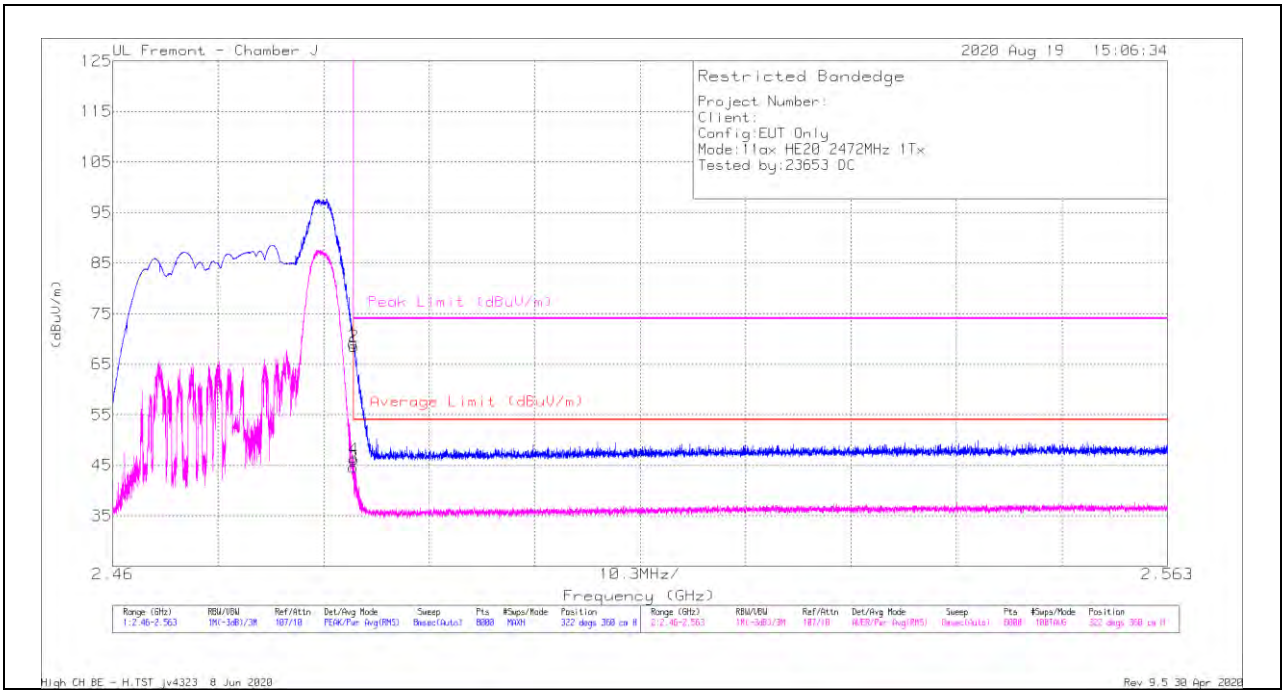

Marker	Frequency (GHz)	Meter Reading (dBuV)	Det	AF T963 (dB/m)	Amp/Cbl/Fltr/Pad (dB)	Corrected Reading (dBuV/m)	Average Limit (dBuV/m)	Margin (dB)	Peak Limit (dBuV/m)	PK Margin (dB)	Azimuth (Degs)	Height (cm)	Polarity
1	* 2.4835	54.27	Pk	29.5	-14.6	69.17	-	-	74	-4.83	322	360	H
2	* 2.48354	53.62	Pk	29.5	-14.6	68.52	-	-	74	-5.48	322	360	H
3	* 2.4835	29.68	RMS	29.5	-14.6	44.58	54	-9.42	-	-	322	360	H
4	* 2.48356	31.25	RMS	29.5	-14.6	46.15	54	-7.85	-	-	322	360	H

* - indicates frequency in CFR47 Pt 15 / IC RSS-Restricted Band
Pk - Peak detector
RMS - RMS detection

UL VERIFICATION SERVICES INC.
47173 Benicia Street, Fremont, CA 94538; USA TEL:(510) 319-4000 FAX:(510) 661-0888
This report shall not be reproduced except in full, without the written approval of UL Verification Services Inc.

VERTICAL RESULT

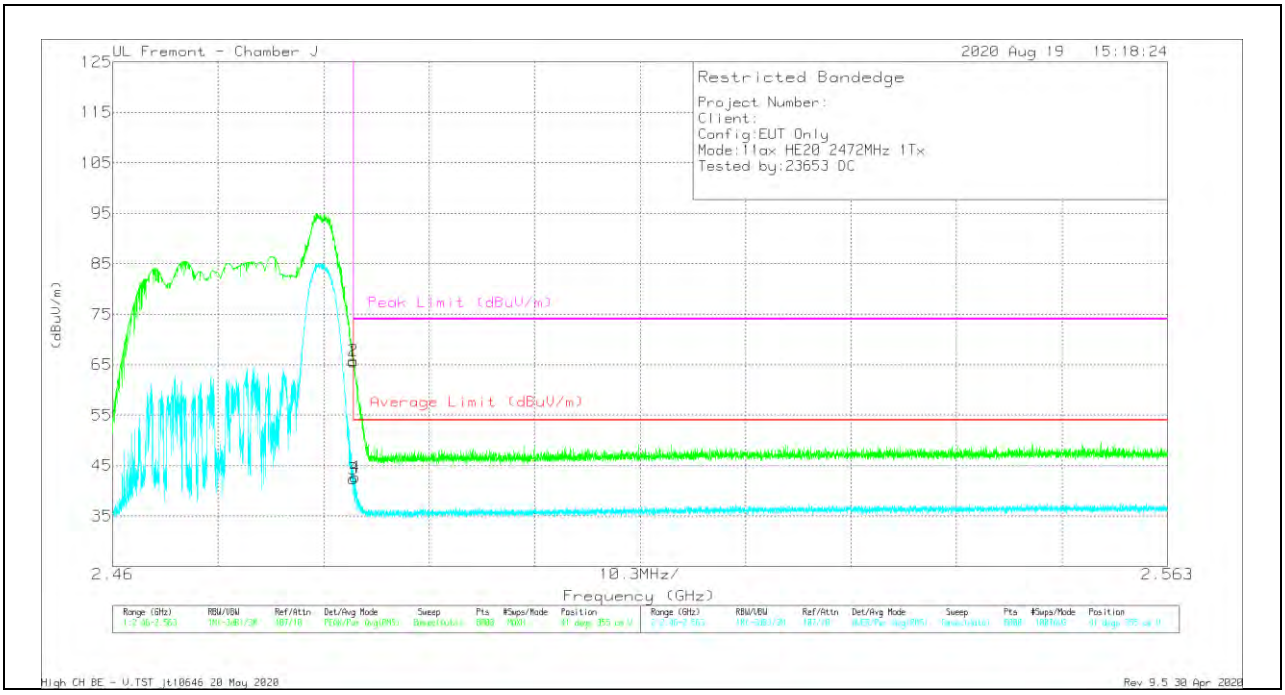

Marker	Frequency (GHz)	Meter Reading (dBuV)	Det	AF T963 (dB/m)	Amp/Cbl/Fltr/Pad (dB)	Corrected Reading (dBuV/m)	Average Limit (dBuV/m)	Margin (dB)	Peak Limit (dBuV/m)	PK Margin (dB)	Azimuth (Degs)	Height (cm)	Polarity
1	* 2.4835	50.65	Pk	29.5	-14.6	65.55	-	-	74	-8.45	41	355	V
2	* 2.48351	50.87	Pk	29.5	-14.6	65.77	-	-	74	-8.23	41	355	V
3	* 2.4835	27.42	RMS	29.5	-14.6	42.32	54	-11.68	-	-	41	355	V
4	* 2.48367	27.81	RMS	29.5	-14.6	42.71	54	-11.29	-	-	41	355	V

* - indicates frequency in CFR47 Pt 15 / IC RSS-Restricted Band
Pk - Peak detector
RMS - RMS detection

UL VERIFICATION SERVICES INC.
47173 Benicia Street, Fremont, CA 94538; USA TEL:(510) 319-4000 FAX:(510) 661-0888
This report shall not be reproduced except in full, without the written approval of UL Verification Services Inc.