1TX ANT 3 MODE: 242-Tones, RU Index 61

BANDEDGE (LOW CHANNEL, CH 1)

HORIZONTAL RESULT

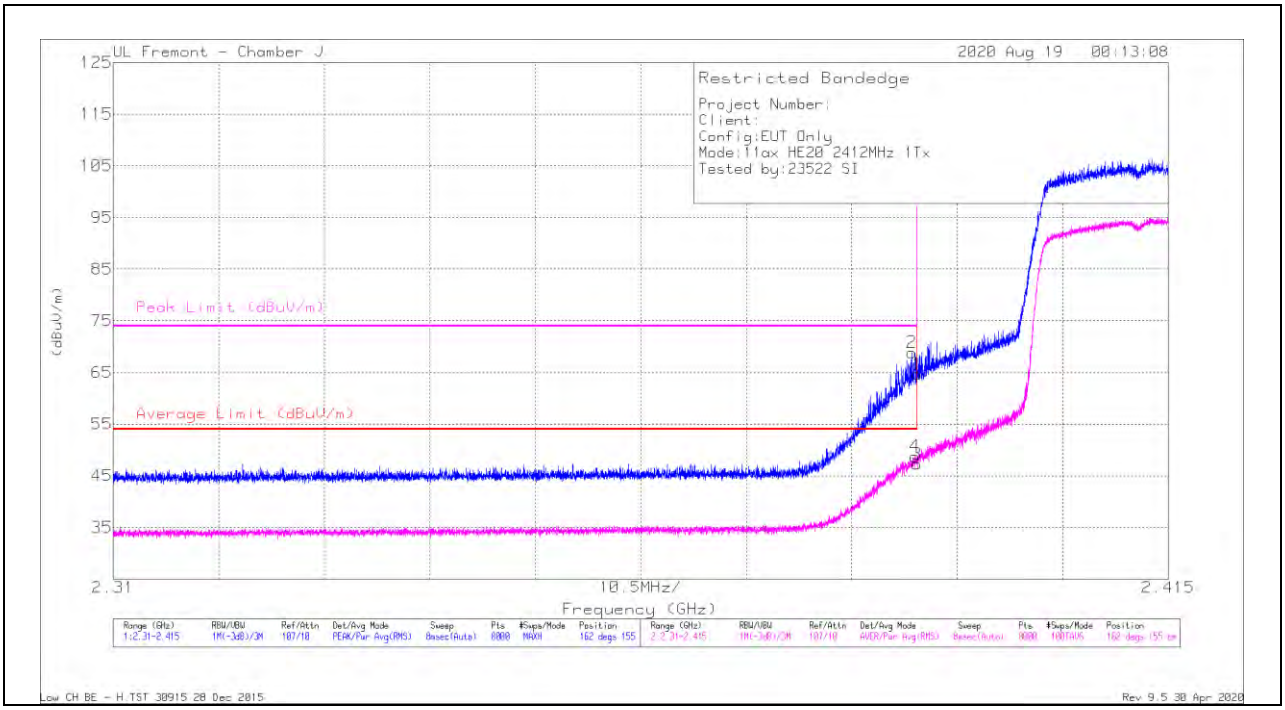

Marker	Frequency (GHz)	Meter Reading (dBuV)	Det	AF T963 (dB/m)	Amp/Cbl/Fltr/Pad (dB)	Corrected Reading (dBuV/m)	Average Limit (dBuV/m)	Margin (dB)	Peak Limit (dBuV/m)	PK Margin (dB)	Azimuth (Degs)	Height (cm)	Polarity
1	* 2.39	50.4	Pk	29	-14.7	64.7	-	-	74	-9.3	162	155	H
2	* 2.38946	54.56	Pk	29	-14.7	68.86	-	-	74	-5.14	162	155	H
3	* 2.39	32.95	RMS	29	-14.7	47.25	54	-6.75	-	-	162	155	H
4	* 2.38981	34.46	RMS	29	-14.7	48.76	54	-5.24	-	-	162	155	H

* - indicates frequency in CFR47 Pt 15 / IC RSS-Restricted Band
Pk - Peak detector
RMS - RMS detection

UL VERIFICATION SERVICES INC.
47173 Benicia Street, Fremont, CA 94538; USA TEL:(510) 319-4000 FAX:(510) 661-0888
This report shall not be reproduced except in full, without the written approval of UL Verification Services Inc.

VERTICAL RESULT

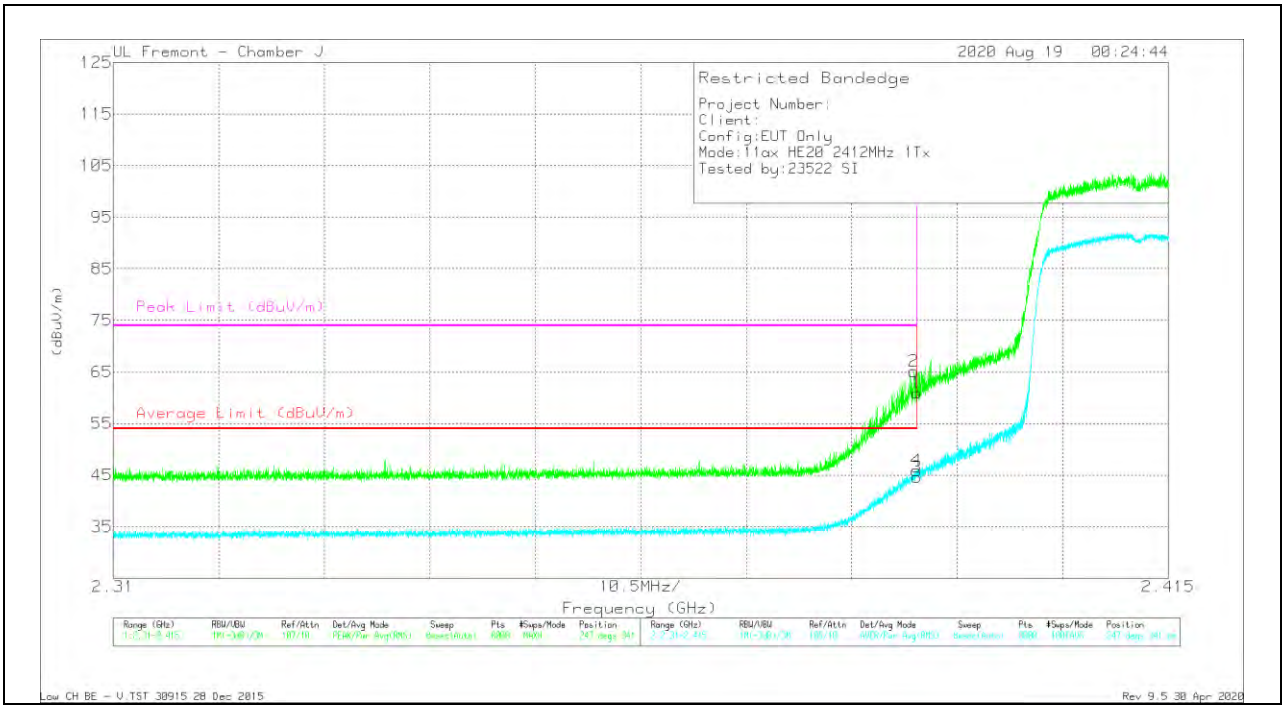

Marker	Frequency (GHz)	Meter Reading (dBuV)	Det	AF T963 (dB/m)	Amp/Cbl/Fltr/Pad (dB)	Corrected Reading (dBuV/m)	Average Limit (dBuV/m)	Margin (dB)	Peak Limit (dBuV/m)	PK Margin (dB)	Azimuth (Degs)	Height (cm)	Polarity
1	* 2.39	46.59	Pk	29	-14.7	60.89	-	-	74	-13.11	247	341	V
2	* 2.38967	50.84	Pk	29	-14.7	65.14	-	-	74	-8.86	247	341	V
3	* 2.39	30.27	RMS	29	-14.7	44.57	54	-9.43	-	-	247	341	V
4	* 2.38994	31.58	RMS	29	-14.7	45.88	54	-8.12	-	-	247	341	V

* - indicates frequency in CFR47 Pt 15 / IC RSS-Restricted Band
Pk - Peak detector
RMS - RMS detection

UL VERIFICATION SERVICES INC.
47173 Benicia Street, Fremont, CA 94538; USA TEL:(510) 319-4000 FAX:(510) 661-0888
This report shall not be reproduced except in full, without the written approval of UL Verification Services Inc.

BANDEDGE (LOW CHANNEL, CH 2)

HORIZONTAL RESULT

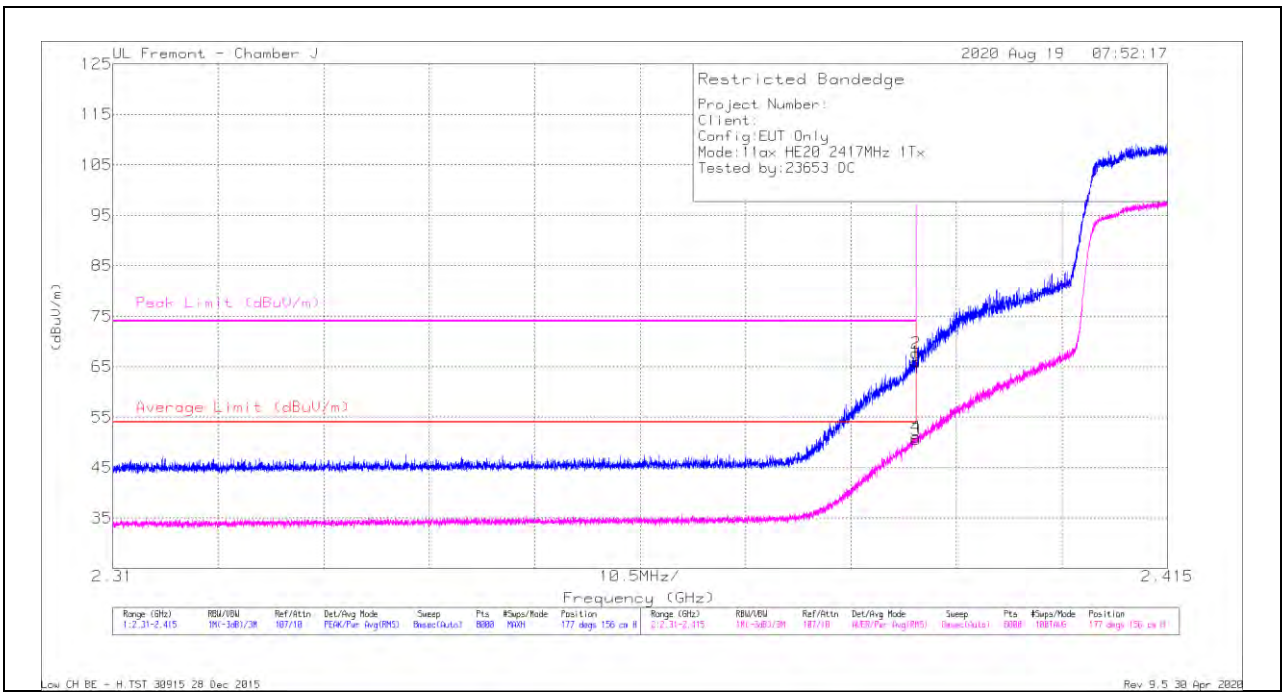

Marker	Frequency (GHz)	Meter Reading (dBuV)	Det	AF T963 (dB/m)	Amp/Cbl/Fltr/Pad (dB)	Corrected Reading (dBuV/m)	Average Limit (dBuV/m)	Margin (dB)	Peak Limit (dBuV/m)	PK Margin (dB)	Azimuth (Degs)	Height (cm)	Polarity
1	* 2.39	51.63	Pk	29	-14.7	65.93	-	-	74	-8.07	177	156	H
2	* 2.38997	53.38	Pk	29	-14.7	67.68	-	-	74	-6.32	177	156	H
3	* 2.39	36.27	RMS	29	-14.7	50.57	54	-3.43	-	-	177	156	H
4	* 2.38997	36.7	RMS	29	-14.7	51	54	-3	-	-	177	156	H

* - indicates frequency in CFR47 Pt 15 / IC RSS-Restricted Band
Pk - Peak detector
RMS - RMS detection

UL VERIFICATION SERVICES INC.
47173 Benicia Street, Fremont, CA 94538; USA TEL:(510) 319-4000 FAX:(510) 661-0888
This report shall not be reproduced except in full, without the written approval of UL Verification Services Inc.

VERTICAL RESULT

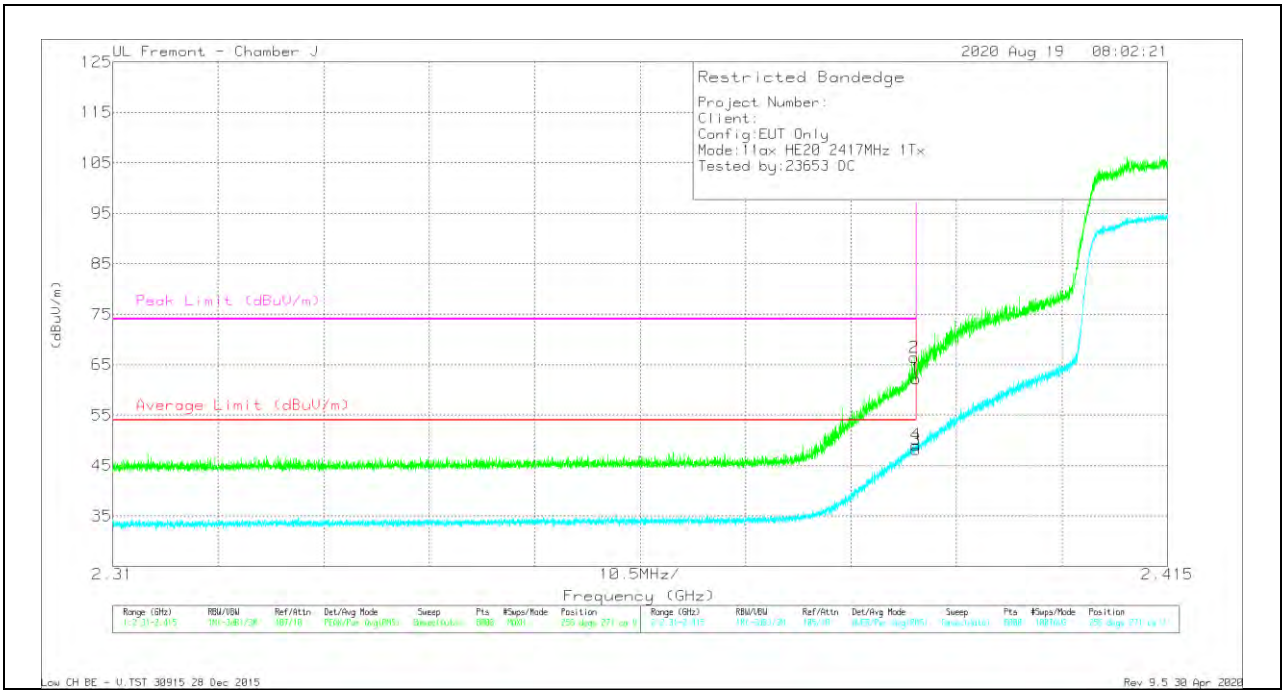

Marker	Frequency (GHz)	Meter Reading (dBuV)	Det	AF T963 (dB/m)	Amp/Cbl/Fltr/Pad (dB)	Corrected Reading (dBuV/m)	Average Limit (dBuV/m)	Margin (dB)	Peak Limit (dBuV/m)	PK Margin (dB)	Azimuth (Degs)	Height (cm)	Polarity
1	* 2.39	47.96	Pk	29	-14.7	62.26	-	-	74	-11.74	256	271	V
2	* 2.38979	52.11	Pk	29	-14.7	66.41	-	-	74	-7.59	256	271	V
3	* 2.39	33.91	RMS	29	-14.7	48.21	54	-5.79	-	-	256	271	V
4	* 2.38996	34.81	RMS	29	-14.7	49.11	54	-4.89	-	-	256	271	V

* - indicates frequency in CFR47 Pt 15 / IC RSS-Restricted Band
Pk - Peak detector
RMS - RMS detection

UL VERIFICATION SERVICES INC.
47173 Benicia Street, Fremont, CA 94538; USA TEL:(510) 319-4000 FAX:(510) 661-0888
This report shall not be reproduced except in full, without the written approval of UL Verification Services Inc.

BANDEDGE (LOW CHANNEL, CH 3)

HORIZONTAL RESULT

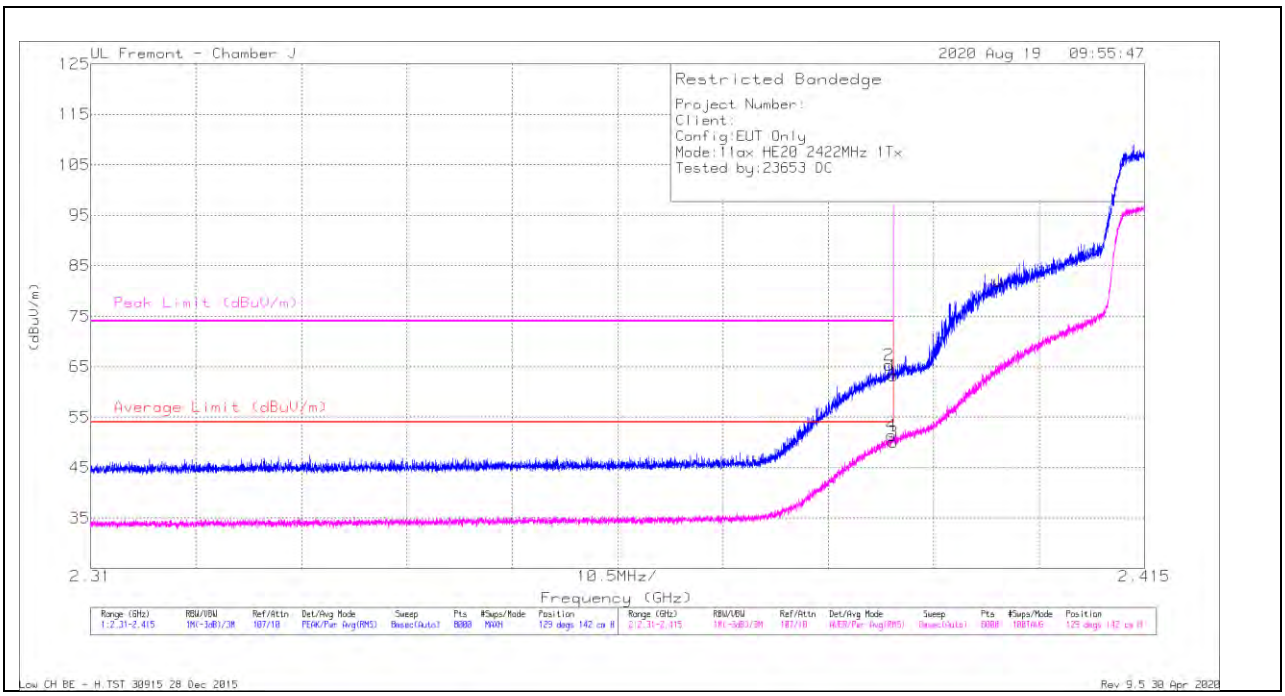

Marker	Frequency (GHz)	Meter Reading (dBuV)	Det	AF T963 (dB/m)	Amp/Cbl/Fltr/Pad (dB)	Corrected Reading (dBuV/m)	Average Limit (dBuV/m)	Margin (dB)	Peak Limit (dBuV/m)	PK Margin (dB)	Azimuth (Degs)	Height (cm)	Polarity
1	* 2.39	48.88	Pk	29	-14.7	63.18	-	-	74	-10.82	129	142	H
2	* 2.38955	50.99	Pk	29	-14.7	65.29	-	-	74	-8.71	129	142	H
3	* 2.39	35.75	RMS	29	-14.7	50.05	54	-3.95	-	-	129	142	H
4	* 2.38979	37.11	RMS	29	-14.7	51.41	54	-2.59	-	-	129	142	H

* - indicates frequency in CFR47 Pt 15 / IC RSS-Restricted Band
Pk - Peak detector
RMS - RMS detection

UL VERIFICATION SERVICES INC.
47173 Benicia Street, Fremont, CA 94538; USA TEL:(510) 319-4000 FAX:(510) 661-0888
This report shall not be reproduced except in full, without the written approval of UL Verification Services Inc.

VERTICAL RESULT

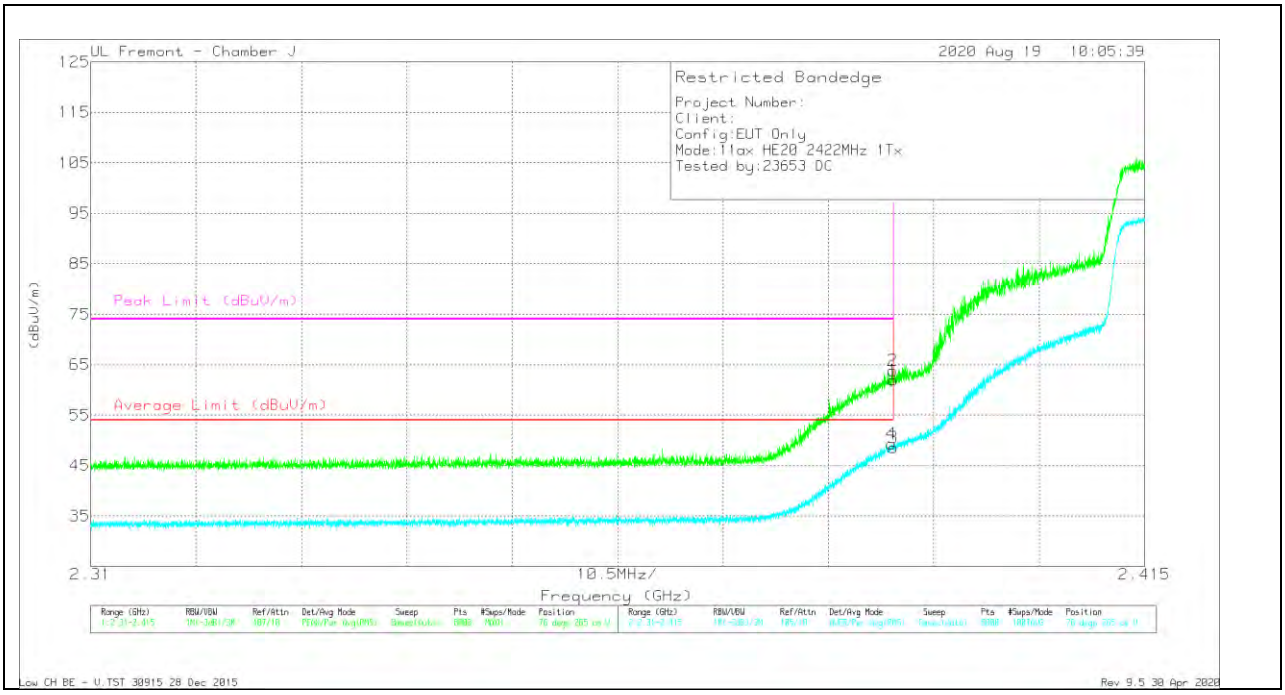

Marker	Frequency (GHz)	Meter Reading (dBuV)	Det	AF T963 (dB/m)	Amp/Cbl/Fltr/Pad (dB)	Corrected Reading (dBuV/m)	Average Limit (dBuV/m)	Margin (dB)	Peak Limit (dBuV/m)	PK Margin (dB)	Azimuth (Degs)	Height (cm)	Polarity
1	* 2.39	47.66	Pk	29	-14.7	61.96	-	-	74	-12.04	76	265	V
2	* 2.38993	49.49	Pk	29	-14.7	63.79	-	-	74	-10.21	76	265	V
3	* 2.39	34.23	RMS	29	-14.7	48.53	54	-5.47	-	-	76	265	V
4	* 2.38981	34.98	RMS	29	-14.7	49.28	54	-4.72	-	-	76	265	V

* - indicates frequency in CFR47 Pt 15 / IC RSS-Restricted Band
Pk - Peak detector
RMS - RMS detection

UL VERIFICATION SERVICES INC.
47173 Benicia Street, Fremont, CA 94538; USA TEL:(510) 319-4000 FAX:(510) 661-0888
This report shall not be reproduced except in full, without the written approval of UL Verification Services Inc.

BANDEDGE (HIGH CHANNEL, CH 9)

HORIZONTAL RESULT

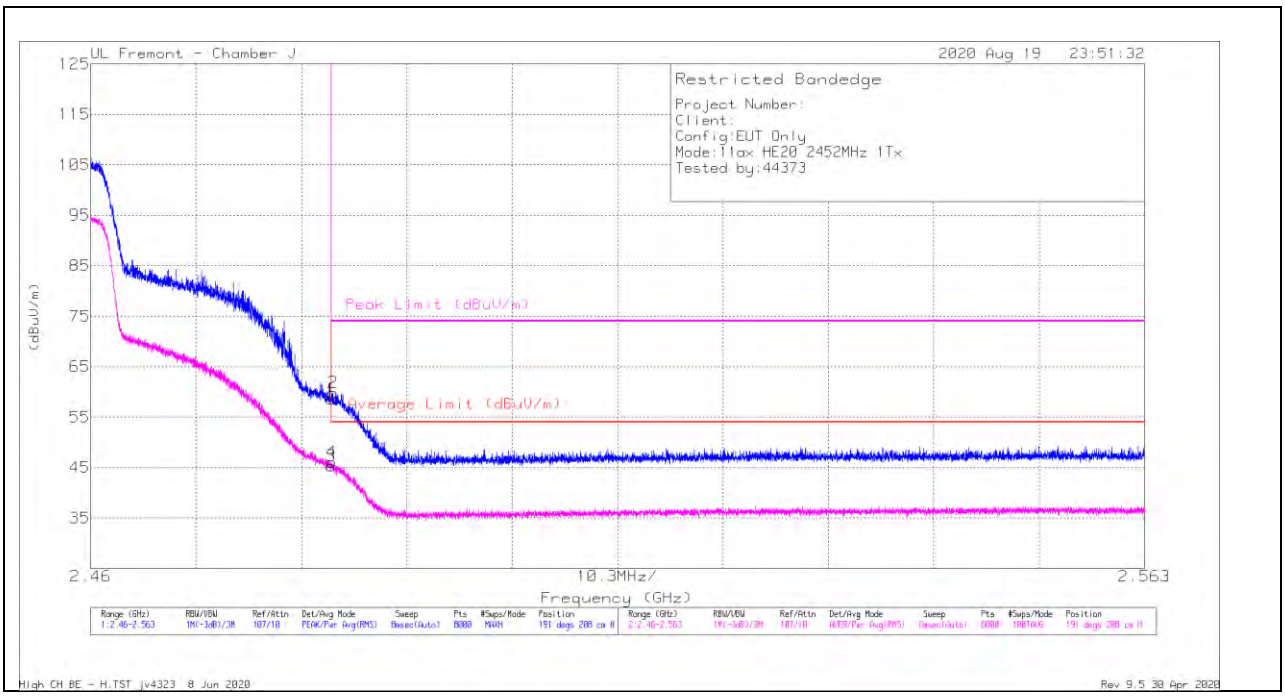

Marker	Frequency (GHz)	Meter Reading (dBuV)	Det	AF T963 (dB/m)	Amp/Cbl/Fltr/Pad (dB)	Corrected Reading (dBuV/m)	Average Limit (dBuV/m)	Margin (dB)	Peak Limit (dBuV/m)	PK Margin (dB)	Azimuth (Degs)	Height (cm)	Polarity
1	* 2.4835	43.69	Pk	29.5	-14.6	58.59	-	-	74	-15.41	191	208	H
2	* 2.48366	45	Pk	29.5	-14.6	59.9	-	-	74	-14.1	191	208	H
3	* 2.4835	30.41	RMS	29.5	-14.6	45.31	54	-8.69	-	-	191	208	H
4	* 2.48358	31.14	RMS	29.5	-14.6	46.04	54	-7.96	-	-	191	208	H

* - indicates frequency in CFR47 Pt 15 / IC RSS-Restricted Band
Pk - Peak detector
RMS - RMS detection

UL VERIFICATION SERVICES INC.
47173 Benicia Street, Fremont, CA 94538; USA TEL:(510) 319-4000 FAX:(510) 661-0888
This report shall not be reproduced except in full, without the written approval of UL Verification Services Inc.

VERTICAL RESULT

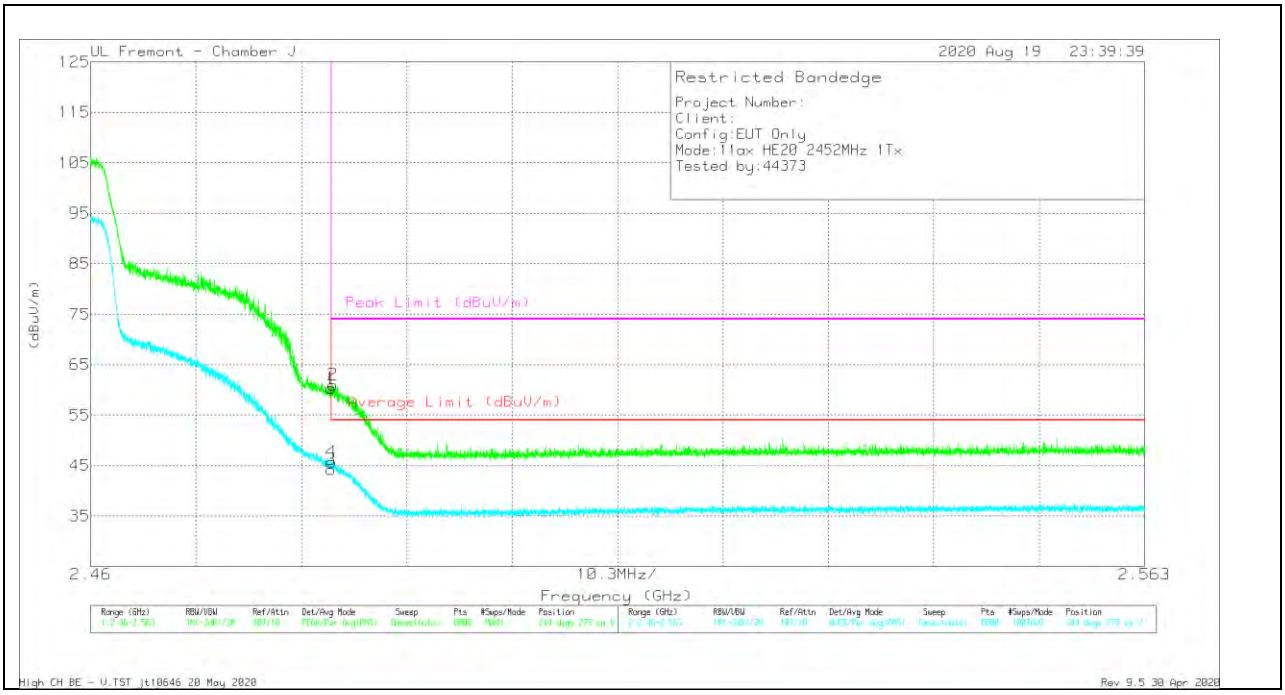

Marker	Frequency (GHz)	Meter Reading (dBuV)	Det	AF T963 (dB/m)	Amp/Cbl/Fltr/Pad (dB)	Corrected Reading (dBuV/m)	Average Limit (dBuV/m)	Margin (dB)	Peak Limit (dBuV/m)	PK Margin (dB)	Azimuth (Degs)	Height (cm)	Polarity
1	* 2.4835	45.49	Pk	29.5	-14.6	60.39	-	-	74	-13.61	244	279	V
2	* 2.48366	46.13	Pk	29.5	-14.6	61.03	-	-	74	-12.97	244	279	V
3	* 2.4835	29.33	RMS	29.5	-14.6	44.23	54	-9.77	-	-	244	279	V
4	* 2.48353	30.79	RMS	29.5	-14.6	45.69	54	-8.31	-	-	244	279	V

* - indicates frequency in CFR47 Pt 15 / IC RSS-Restricted Band
Pk - Peak detector
RMS - RMS detection

UL VERIFICATION SERVICES INC.
47173 Benicia Street, Fremont, CA 94538; USA TEL:(510) 319-4000 FAX:(510) 661-0888
This report shall not be reproduced except in full, without the written approval of UL Verification Services Inc.

BANDEDGE (HIGH CHANNEL, CH 10)

HORIZONTAL RESULT

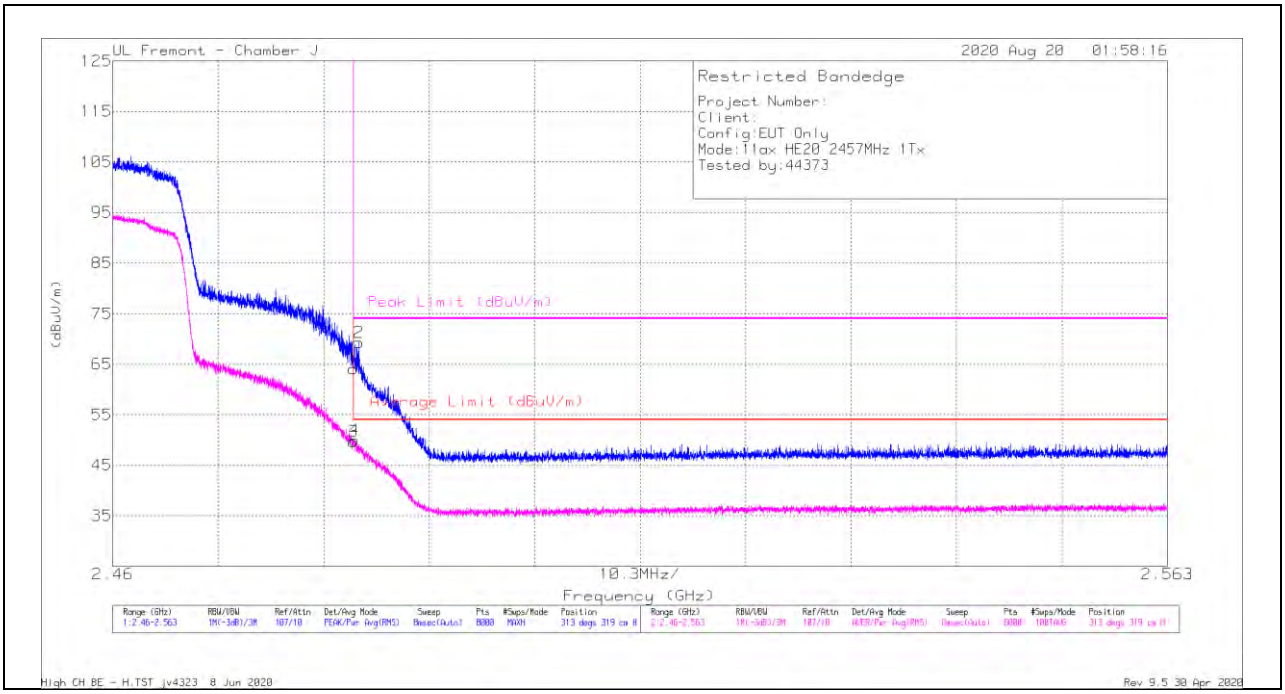

Marker	Frequency (GHz)	Meter Reading (dBuV)	Det	AF T963 (dB/m)	Amp/Cbl/Fltr/Pad (dB)	Corrected Reading (dBuV/m)	Average Limit (dBuV/m)	Margin (dB)	Peak Limit (dBuV/m)	PK Margin (dB)	Azimuth (Degs)	Height (cm)	Polarity
1	* 2.4835	49.12	Pk	29.5	-14.6	64.02	-	-	74	-9.98	313	319	H
2	* 2.48402	54.35	Pk	29.5	-14.6	69.25	-	-	74	-4.75	313	319	H
3	* 2.4835	34.82	RMS	29.5	-14.6	49.72	54	-4.28	-	-	313	319	H
4	* 2.48362	35.04	RMS	29.5	-14.6	49.94	54	-4.06	-	-	313	319	H

* - indicates frequency in CFR47 Pt 15 / IC RSS-Restricted Band
Pk - Peak detector
RMS - RMS detection

UL VERIFICATION SERVICES INC.
47173 Benicia Street, Fremont, CA 94538; USA TEL:(510) 319-4000 FAX:(510) 661-0888
This report shall not be reproduced except in full, without the written approval of UL Verification Services Inc.

VERTICAL RESULT

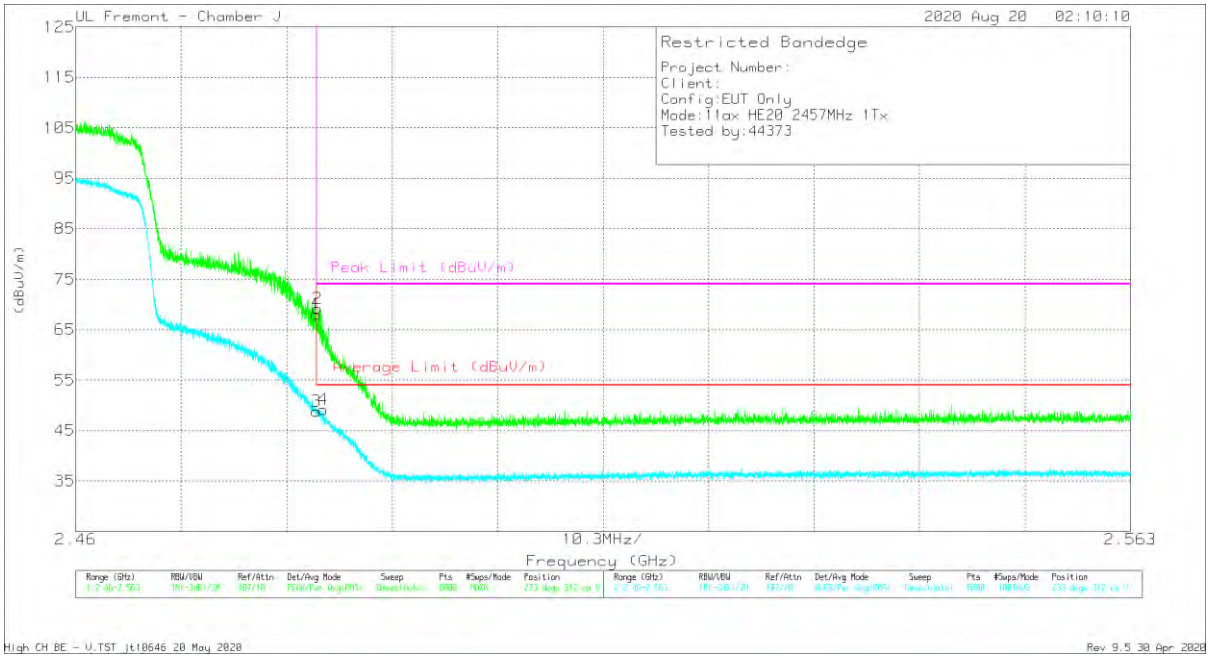

Marker	Frequency (GHz)	Meter Reading (dBuV)	Det	AF T963 (dB/m)	Amp/Cbl/Fltr/Pad (dB)	Corrected Reading (dBuV/m)	Average Limit (dBuV/m)	Margin (dB)	Peak Limit (dBuV/m)	PK Margin (dB)	Azimuth (Degs)	Height (cm)	Polarity
1	* 2.4835	53.15	Pk	29.5	-14.6	68.05	-	-	74	-5.95	233	312	V
2	* 2.48363	54.25	Pk	29.5	-14.6	69.15	-	-	74	-4.85	233	312	V
3	* 2.4835	33.85	RMS	29.5	-14.6	48.75	54	-5.25	-	-	233	312	V
4	* 2.4842	34.31	RMS	29.5	-14.6	49.21	54	-4.79	-	-	233	312	V

* - indicates frequency in CFR47 Pt 15 / IC RSS-Restricted Band
Pk - Peak detector
RMS - RMS detection

UL VERIFICATION SERVICES INC.
47173 Benicia Street, Fremont, CA 94538; USA TEL:(510) 319-4000 FAX:(510) 661-0888
This report shall not be reproduced except in full, without the written approval of UL Verification Services Inc.

BANDEDGE (HIGH CHANNEL, CH 11)

HORIZONTAL RESULT

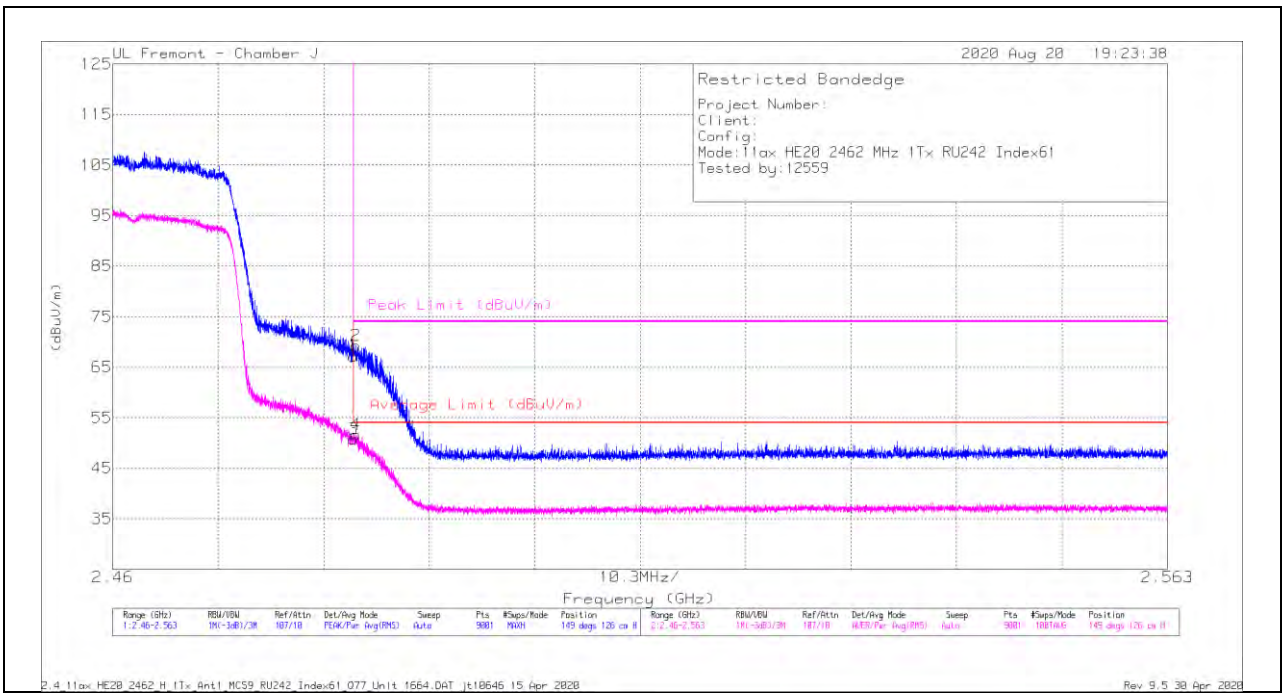

Marker	Frequency (GHz)	Meter Reading (dBuV)	Det	AF T963 (dB/m)	Amp/Cbl/Fltr/Pad (dB)	Corrected Reading (dBuV/m)	Average Limit (dBuV/m)	Margin (dB)	Peak Limit (dBuV/m)	PK Margin (dB)	Azimuth (Degs)	Height (cm)	Polarity
1	* 2.48351	62.94	Pk	29.5	-25.2	67.24	-	-	74	-6.76	149	126	H
2	* 2.48372	64.93	Pk	29.5	-25.2	69.23	-	-	74	-4.77	149	126	H
3	* 2.48351	46.5	RMS	29.5	-25.2	50.8	54	-3.2	-	-	149	126	H
4	* 2.48375	47.41	RMS	29.5	-25.2	51.71	54	-2.29	-	-	149	126	H

* - indicates frequency in CFR47 Pt 15 / IC RSS-Restricted Band
Pk - Peak detector
RMS - RMS detection

UL VERIFICATION SERVICES INC.
47173 Benicia Street, Fremont, CA 94538; USA TEL:(510) 319-4000 FAX:(510) 661-0888
This report shall not be reproduced except in full, without the written approval of UL Verification Services Inc.

VERTICAL RESULT

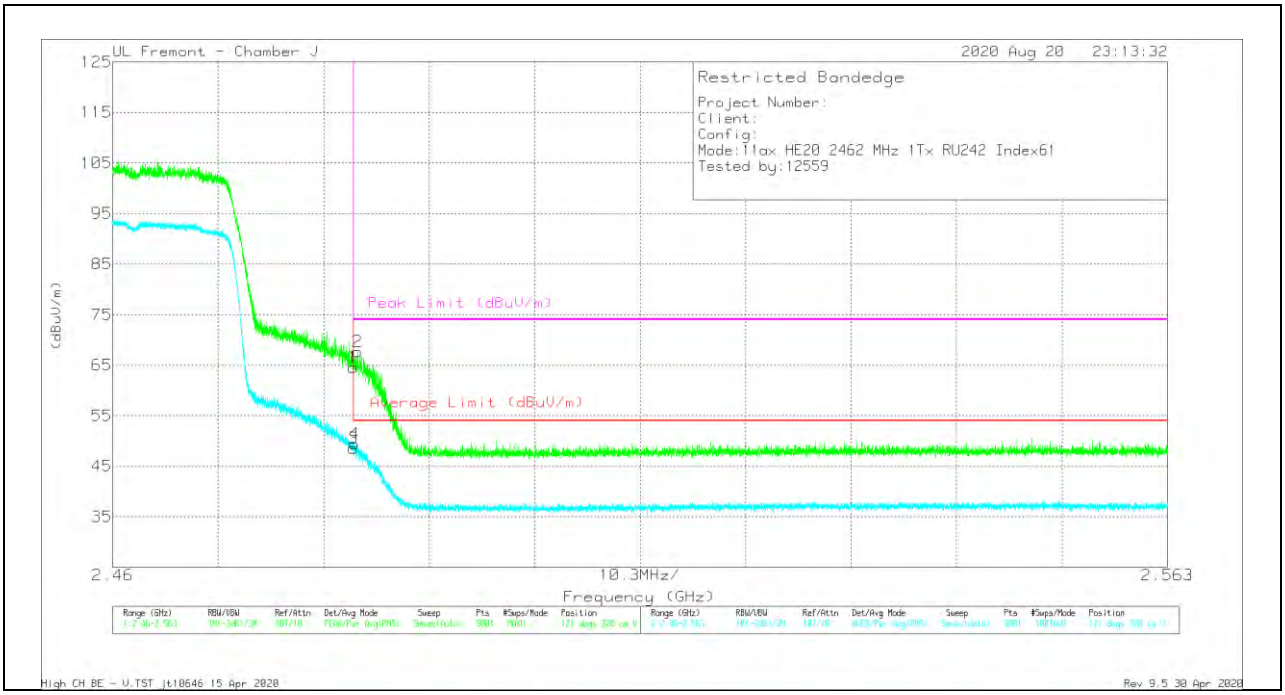

Marker	Frequency (GHz)	Meter Reading (dBuV)	Det	AF T963 (dB/m)	Amp/Cbl/Fltr/Pad (dB)	Corrected Reading (dBuV/m)	Average Limit (dBuV/m)	Margin (dB)	Peak Limit (dBuV/m)	PK Margin (dB)	Azimuth (Degs)	Height (cm)	Polarity
1	* 2.48351	60.24	Pk	29.5	-25.2	64.54	-	-	74	-9.46	121	328	V
2	* 2.48394	63.32	Pk	29.5	-25.2	67.62	-	-	74	-6.38	121	328	V
3	* 2.48351	44.2	RMS	29.5	-25.2	48.5	54	-5.5	-	-	121	328	V
4	* 2.48363	45.09	RMS	29.5	-25.2	49.39	54	-4.61	-	-	121	328	V

* - indicates frequency in CFR47 Pt 15 / IC RSS-Restricted Band
Pk - Peak detector
RMS - RMS detection

UL VERIFICATION SERVICES INC.
47173 Benicia Street, Fremont, CA 94538; USA TEL:(510) 319-4000 FAX:(510) 661-0888
This report shall not be reproduced except in full, without the written approval of UL Verification Services Inc.

BANDEDGE (HIGH CHANNEL, CH 12)

HORIZONTAL RESULT

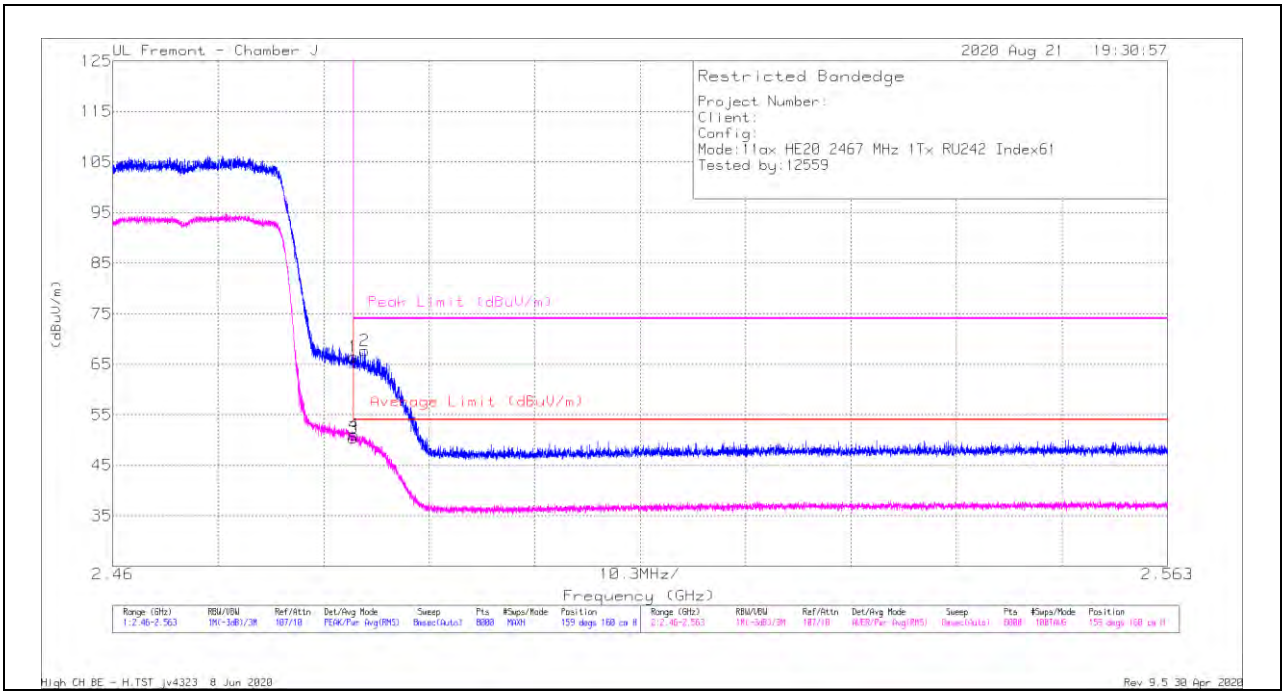

Marker	Frequency (GHz)	Meter Reading (dBuV)	Det	AF T963 (dB/m)	Amp/Cbl/Fltr/Pad (dB)	Corrected Reading (dBuV/m)	Average Limit (dBuV/m)	Margin (dB)	Peak Limit (dBuV/m)	PK Margin (dB)	Azimuth (Degs)	Height (cm)	Polarity
1	* 2.4835	51.13	Pk	29.5	-14.2	66.43	-	-	74	-7.57	159	160	H
2	* 2.48462	52.35	Pk	29.5	-14.2	67.65	-	-	74	-6.35	159	160	H
3	* 2.4835	35.09	RMS	29.5	-14.2	50.39	54	-3.61	-	-	159	160	H
4	* 2.48356	35.77	RMS	29.5	-14.2	51.07	54	-2.93	-	-	159	160	H

* - indicates frequency in CFR47 Pt 15 / IC RSS-Restricted Band
Pk - Peak detector
RMS - RMS detection

UL VERIFICATION SERVICES INC.
47173 Benicia Street, Fremont, CA 94538; USA TEL:(510) 319-4000 FAX:(510) 661-0888
This report shall not be reproduced except in full, without the written approval of UL Verification Services Inc.

VERTICAL RESULT

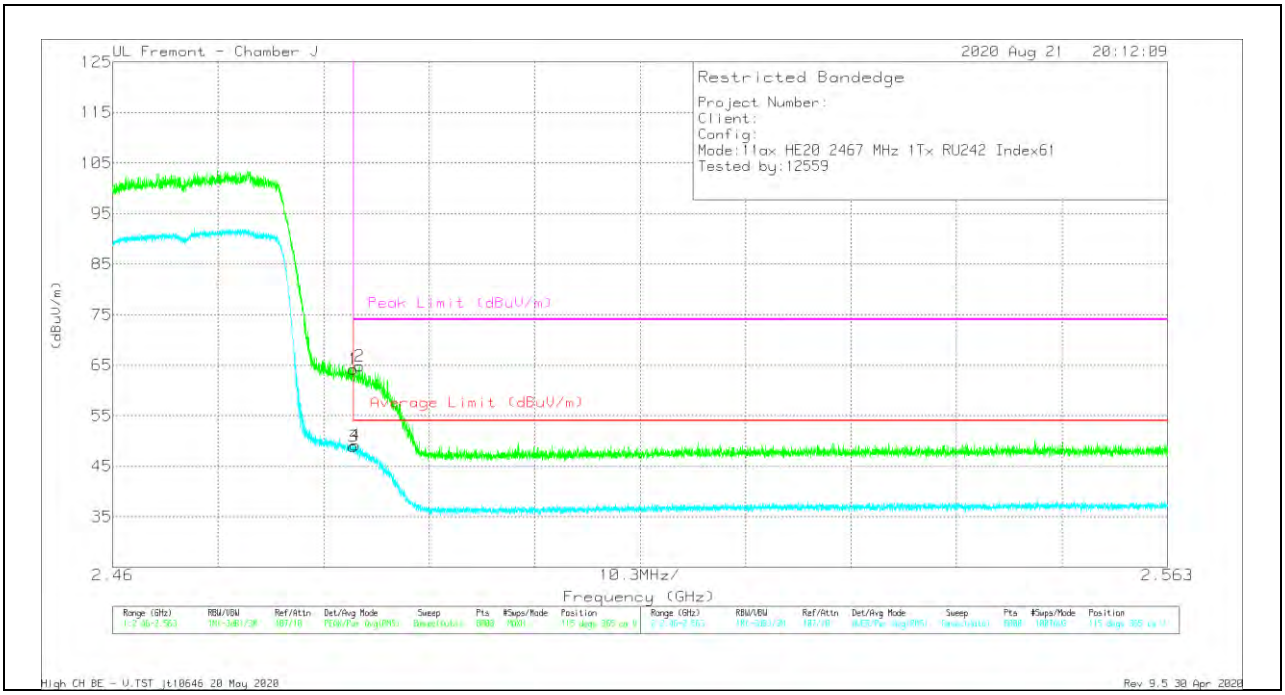

Marker	Frequency (GHz)	Meter Reading (dBuV)	Det	AF T963 (dB/m)	Amp/Cbl/Fltr/Pad (dB)	Corrected Reading (dBuV/m)	Average Limit (dBuV/m)	Margin (dB)	Peak Limit (dBuV/m)	PK Margin (dB)	Azimuth (Degs)	Height (cm)	Polarity
1	* 2.4835	48.85	Pk	29.5	-14.2	64.15	-	-	74	-9.85	115	365	V
2	* 2.48408	49.48	Pk	29.5	-14.2	64.78	-	-	74	-9.22	115	365	V
3	* 2.4835	33.61	RMS	29.5	-14.2	48.91	54	-5.09	-	-	115	365	V
4	* 2.48368	33.93	RMS	29.5	-14.2	49.23	54	-4.77	-	-	115	365	V

* - indicates frequency in CFR47 Pt 15 / IC RSS-Restricted Band
Pk - Peak detector
RMS - RMS detection

UL VERIFICATION SERVICES INC.
47173 Benicia Street, Fremont, CA 94538; USA TEL:(510) 319-4000 FAX:(510) 661-0888
This report shall not be reproduced except in full, without the written approval of UL Verification Services Inc.

BANDEDGE (HIGH CHANNEL, CH 13)

HORIZONTAL RESULT

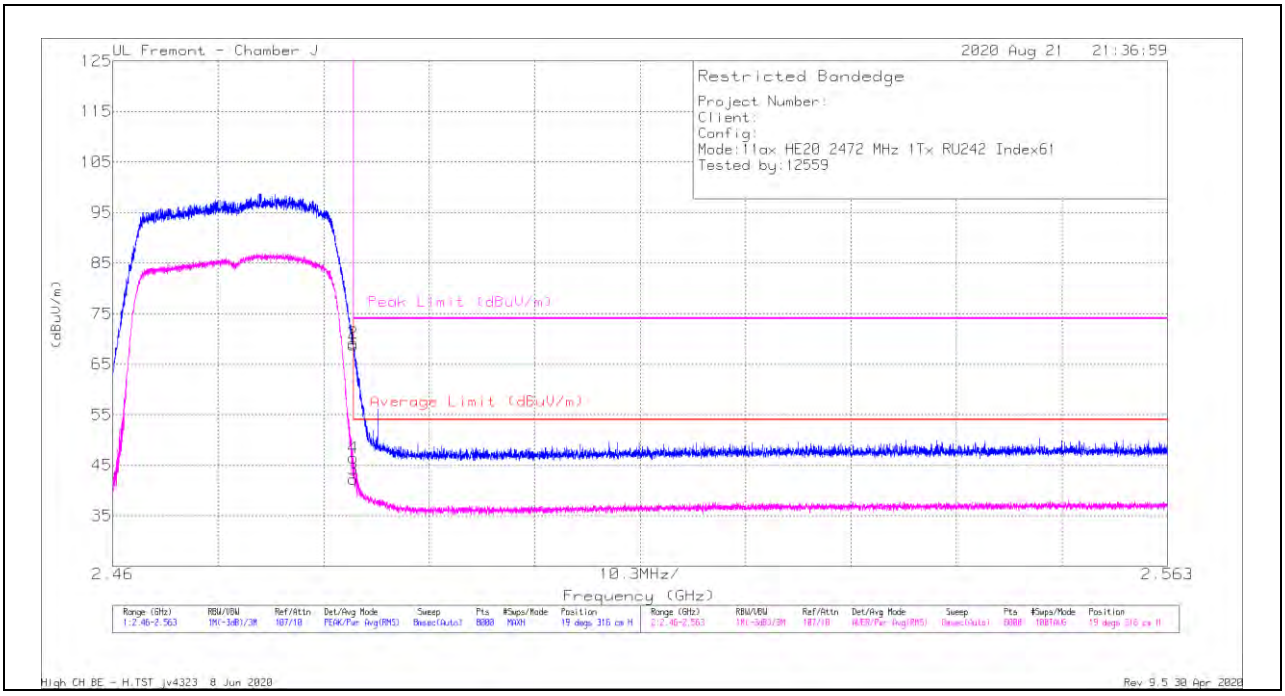

Marker	Frequency (GHz)	Meter Reading (dBuV)	Det	AF T963 (dB/m)	Amp/Cbl/Fltr/Pad (dB)	Corrected Reading (dBuV/m)	Average Limit (dBuV/m)	Margin (dB)	Peak Limit (dBuV/m)	PK Margin (dB)	Azimuth (Degs)	Height (cm)	Polarity
1	* 2.4835	53.54	Pk	29.5	-14.2	68.84	-	-	74	-5.16	19	316	H
2	* 2.48351	53.85	Pk	29.5	-14.2	69.15	-	-	74	-4.85	19	316	H
3	* 2.4835	26.93	RMS	29.5	-14.2	42.23	54	-11.77	-	-	19	316	H
4	* 2.48351	31.15	RMS	29.5	-14.2	46.45	54	-7.55	-	-	19	316	H

* - indicates frequency in CFR47 Pt 15 / IC RSS-Restricted Band
Pk - Peak detector
RMS - RMS detection

UL VERIFICATION SERVICES INC.
47173 Benicia Street, Fremont, CA 94538; USA TEL:(510) 319-4000 FAX:(510) 661-0888
This report shall not be reproduced except in full, without the written approval of UL Verification Services Inc.

VERTICAL RESULT

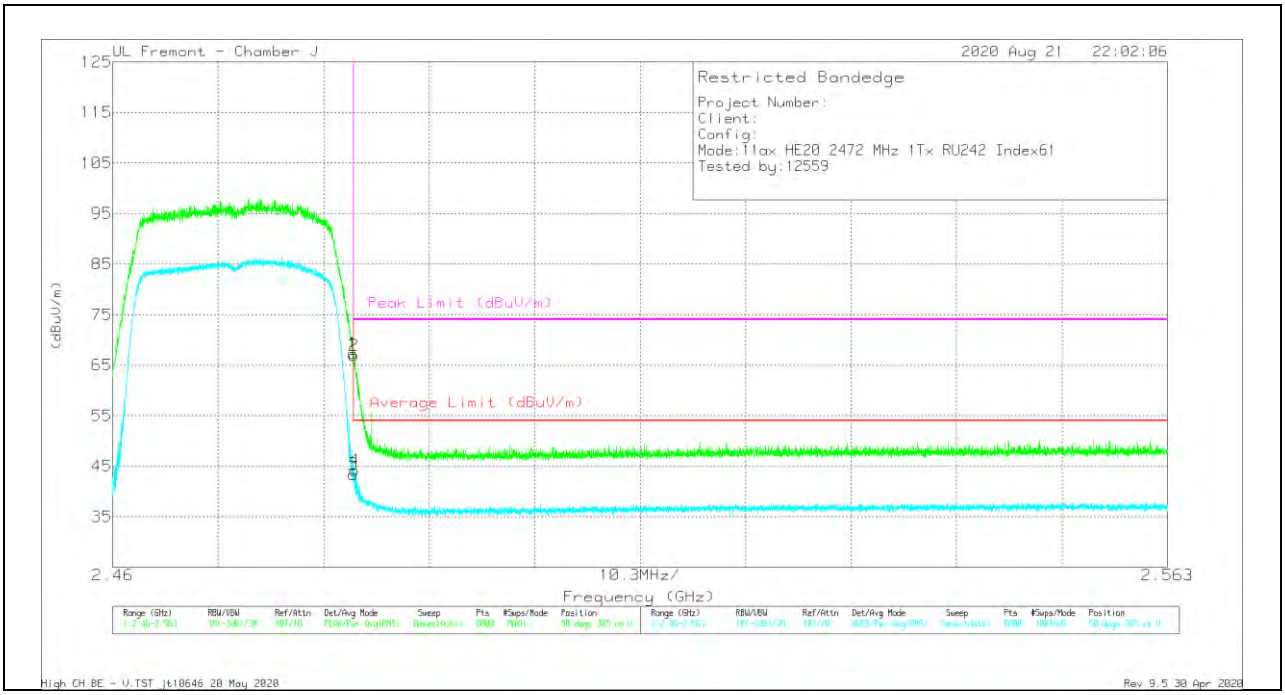

Marker	Frequency (GHz)	Meter Reading (dBuV)	Det	AF T963 (dB/m)	Amp/Cbl/Fltr/Pad (dB)	Corrected Reading (dBuV/m)	Average Limit (dBuV/m)	Margin (dB)	Peak Limit (dBuV/m)	PK Margin (dB)	Azimuth (Degs)	Height (cm)	Polarity
1	* 2.4835	51.95	Pk	29.5	-14.2	67.25	-	-	74	-6.75	50	365	V
2	* 2.48354	51.59	Pk	29.5	-14.2	66.89	-	-	74	-7.11	50	365	V
3	* 2.4835	28.1	RMS	29.5	-14.2	43.4	54	-10.6	-	-	50	365	V
4	* 2.48359	28.94	RMS	29.5	-14.2	44.24	54	-9.76	-	-	50	365	V

* - indicates frequency in CFR47 Pt 15 / IC RSS-Restricted Band
Pk - Peak detector
RMS - RMS detection

UL VERIFICATION SERVICES INC.
47173 Benicia Street, Fremont, CA 94538; USA TEL:(510) 319-4000 FAX:(510) 661-0888
This report shall not be reproduced except in full, without the written approval of UL Verification Services Inc.

10.1.4. TX ABOVE 1 GHz 802.11ax HE20 OFDMA MODE IN THE 2.4 GHz BAND

2TX ANT 4 + ANT 3 OFDMA MODE: 26-Tones, RU Index 0

BANDEDGE (LOW CHANNEL, CH 1)

HORIZONTAL RESULT

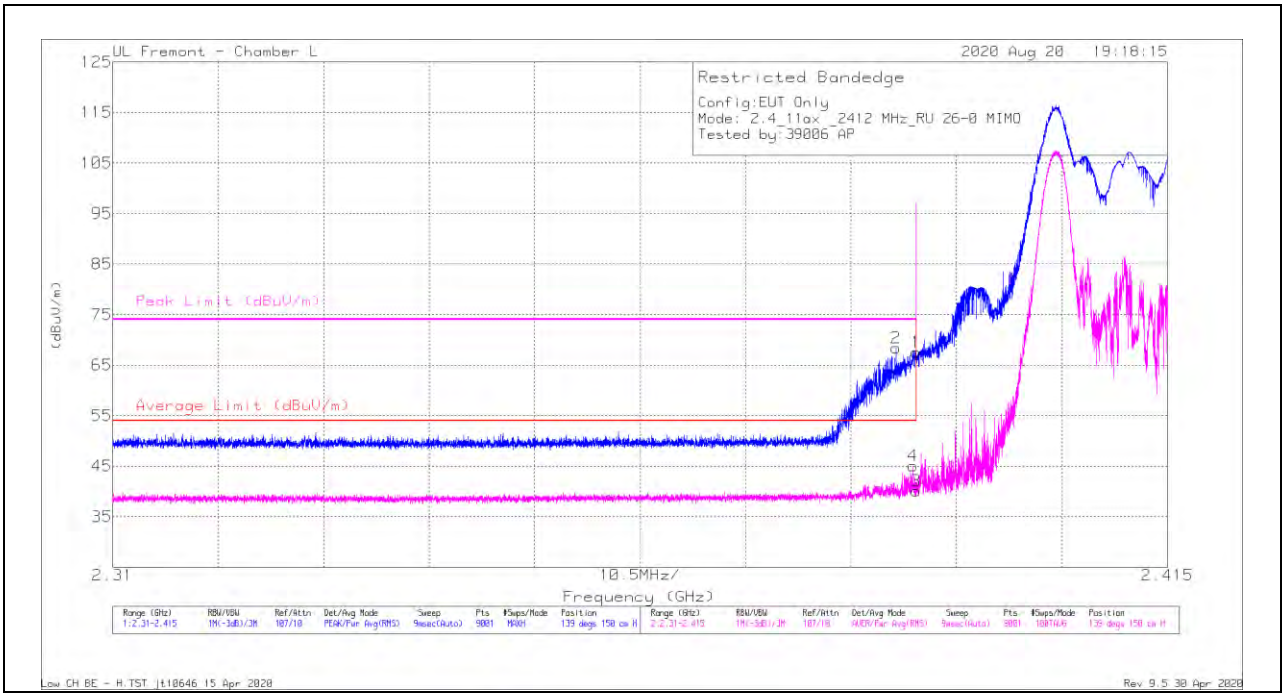

Marker	Frequency (GHz)	Meter Reading (dBuV)	Det	AF 344 (dB/m)	Amp/Cbl/Fltr/Pad (dB)	Corrected Reading (dBuV/m)	Average Limit (dBuV/m)	Margin (dB)	Peak Limit (dBuV/m)	PK Margin (dB)	Azimuth (Degs)	Height (cm)	Polarity
1	* 2.38999	56.72	Pk	31.9	-21.1	67.52	-	-	74	-6.48	139	150	H
2	* 2.38797	57.6	Pk	31.9	-21.1	68.4	-	-	74	-5.6	139	150	H
3	* 2.38999	29.33	RMS	31.9	-21.1	40.13	54	-13.87	-	-	139	150	H
4	* 2.38969	34.33	RMS	31.9	-21.1	45.13	54	-8.87	-	-	139	150	H

* - indicates frequency in CFR47 Pt 15 / IC RSS-Restricted Band
Pk - Peak detector
RMS - RMS detection

UL VERIFICATION SERVICES INC.
47173 Benicia Street, Fremont, CA 94538; USA TEL:(510) 319-4000 FAX:(510) 661-0888
This report shall not be reproduced except in full, without the written approval of UL Verification Services Inc.

VERTICAL RESULT

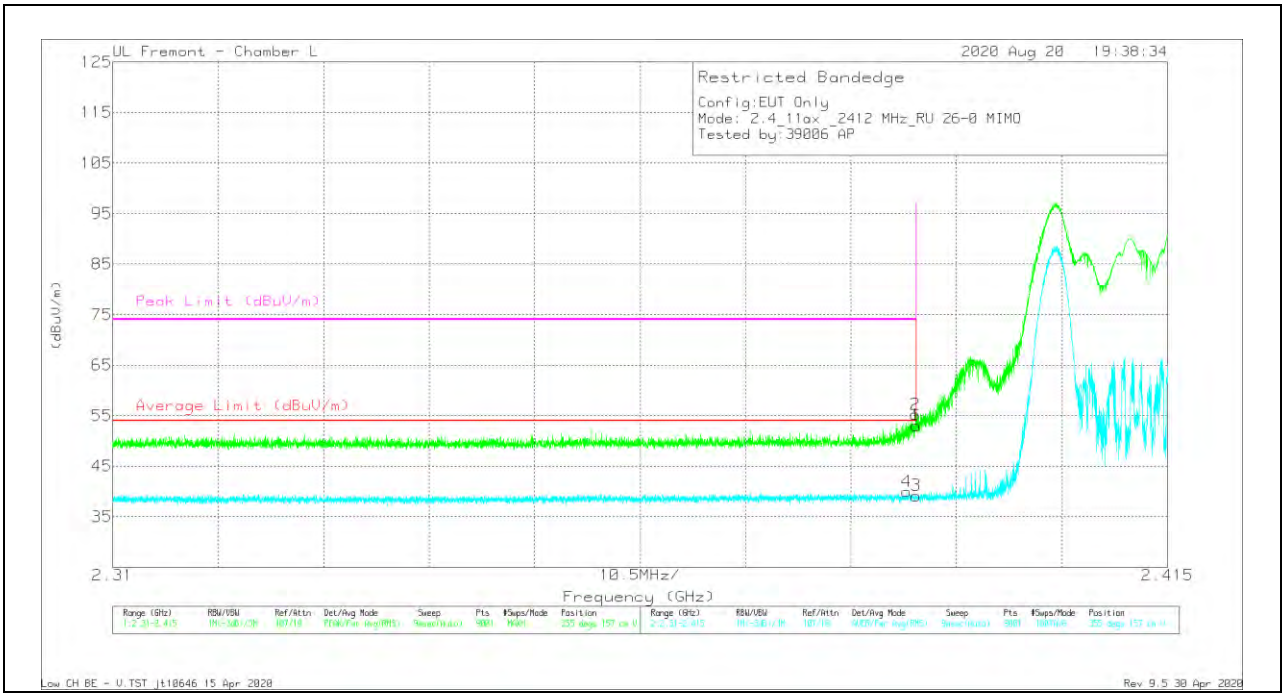

Marker	Frequency (GHz)	Meter Reading (dBuV)	Det	AF 344 (dB/m)	Amp/Cbl/Fltr/Pad (dB)	Corrected Reading (dBuV/m)	Average Limit (dBuV/m)	Margin (dB)	Peak Limit (dBuV/m)	PK Margin (dB)	Azimuth (Degs)	Height (cm)	Polarity
1	* 2.38999	42.28	Pk	31.9	-21.1	53.08	-	-	74	-20.92	355	157	V
2	* 2.38992	44.46	Pk	31.9	-21.1	55.26	-	-	74	-18.74	355	157	V
3	* 2.38999	28.38	RMS	31.9	-21.1	39.18	54	-14.82	-	-	355	157	V
4	* 2.38906	29.17	RMS	31.9	-21.1	39.97	54	-14.03	-	-	355	157	V

* - indicates frequency in CFR47 Pt 15 / IC RSS-Restricted Band
Pk - Peak detector
RMS - RMS detection

UL VERIFICATION SERVICES INC.
47173 Benicia Street, Fremont, CA 94538; USA TEL:(510) 319-4000 FAX:(510) 661-0888
This report shall not be reproduced except in full, without the written approval of UL Verification Services Inc.

BANDEDGE (LOW CHANNEL, CH 2)

HORIZONTAL RESULT

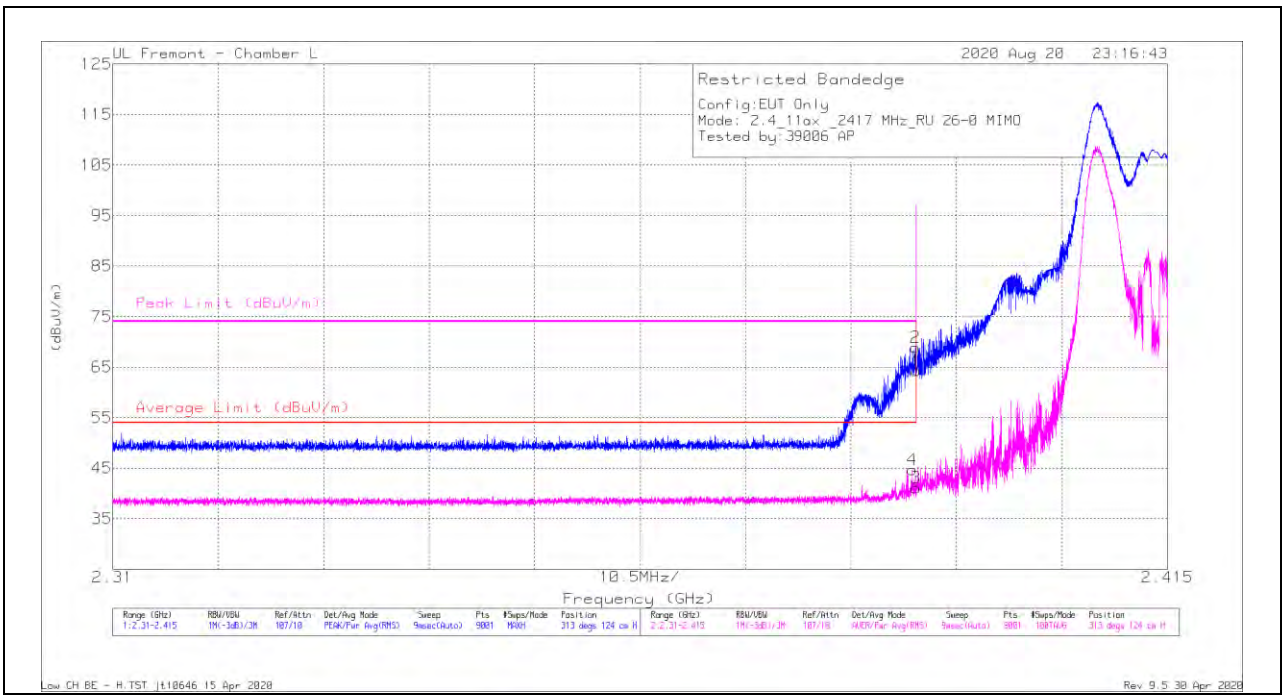

Marker	Frequency (GHz)	Meter Reading (dBuV)	Det	AF 344 (dB/m)	Amp/Cbl/Fltr/Pad (dB)	Corrected Reading (dBuV/m)	Average Limit (dBuV/m)	Margin (dB)	Peak Limit (dBuV/m)	PK Margin (dB)	Azimuth (Degs)	Height (cm)	Polarity
1	* 2.38999	53.57	Pk	31.9	-21.1	64.37	-	-	74	-9.63	313	124	H
2	* 2.38991	58.14	Pk	31.9	-21.1	68.94	-	-	74	-5.06	313	124	H
3	* 2.38999	30.36	RMS	31.9	-21.1	41.16	54	-12.84	-	-	313	124	H
4	* 2.38962	33.9	RMS	31.9	-21.1	44.7	54	-9.3	-	-	313	124	H

* - indicates frequency in CFR47 Pt 15 / IC RSS-Restricted Band
Pk - Peak detector
RMS - RMS detection

UL VERIFICATION SERVICES INC.
47173 Benicia Street, Fremont, CA 94538; USA TEL:(510) 319-4000 FAX:(510) 661-0888
This report shall not be reproduced except in full, without the written approval of UL Verification Services Inc.

VERTICAL RESULT

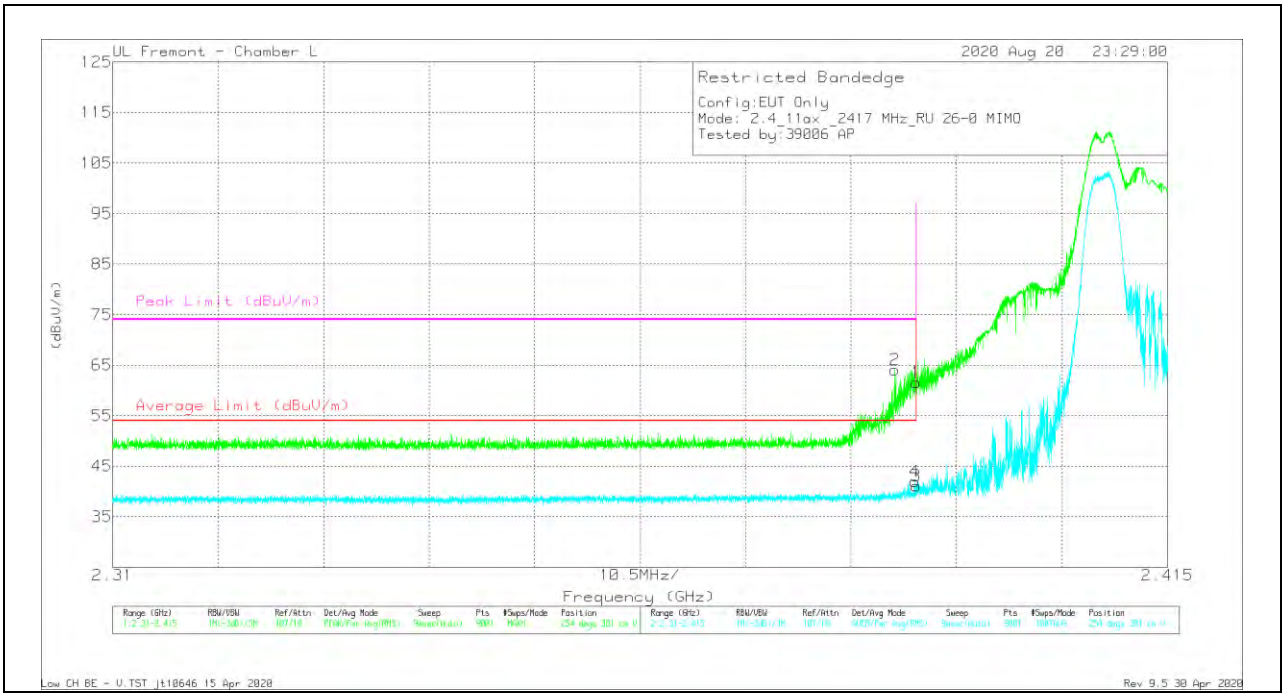

Marker	Frequency (GHz)	Meter Reading (dBuV)	Det	AF 344 (dB/m)	Amp/Cbl/Fltr/Pad (dB)	Corrected Reading (dBuV/m)	Average Limit (dBuV/m)	Margin (dB)	Peak Limit (dBuV/m)	PK Margin (dB)	Azimuth (Degs)	Height (cm)	Polarity
1	* 2.38999	50.76	Pk	31.9	-21.1	61.56	-	-	74	-12.44	254	381	V
2	* 2.38787	53.22	Pk	31.9	-21.1	64.02	-	-	74	-9.98	254	381	V
3	* 2.38999	30.29	RMS	31.9	-21.1	41.09	54	-12.91	-	-	254	381	V
4	* 2.38988	31.15	RMS	31.9	-21.1	41.95	54	-12.05	-	-	254	381	V

* - indicates frequency in CFR47 Pt 15 / IC RSS-Restricted Band
Pk - Peak detector
RMS - RMS detection

UL VERIFICATION SERVICES INC.
47173 Benicia Street, Fremont, CA 94538; USA TEL:(510) 319-4000 FAX:(510) 661-0888
This report shall not be reproduced except in full, without the written approval of UL Verification Services Inc.

BANDEDGE (LOW CHANNEL, CH 3)

HORIZONTAL RESULT

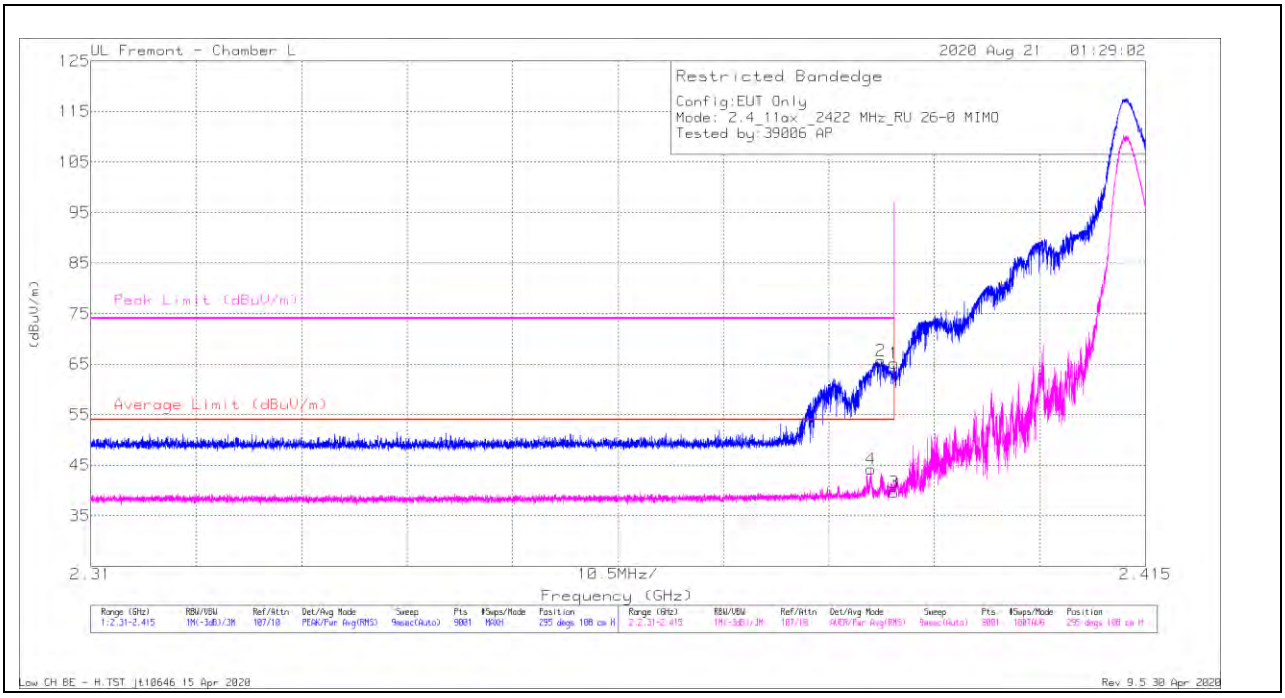

Marker	Frequency (GHz)	Meter Reading (dBuV)	Det	AF 344 (dB/m)	Amp/Cbl/Fltr/Pad (dB)	Corrected Reading (dBuV/m)	Average Limit (dBuV/m)	Margin (dB)	Peak Limit (dBuV/m)	PK Margin (dB)	Azimuth (Degs)	Height (cm)	Polarity
1	* 2.38999	54.37	Pk	31.9	-21.1	65.17	-	-	74	-8.83	295	108	H
2	* 2.38869	54.91	Pk	31.9	-21.1	65.71	-	-	74	-8.29	295	108	H
3	* 2.38999	28.76	RMS	31.9	-21.1	39.56	54	-14.44	-	-	295	108	H
4	* 2.38766	33.48	RMS	31.8	-21.1	44.18	54	-9.82	-	-	295	108	H

* - indicates frequency in CFR47 Pt 15 / IC RSS-Restricted Band
Pk - Peak detector
RMS - RMS detection

UL VERIFICATION SERVICES INC.
47173 Benicia Street, Fremont, CA 94538; USA TEL:(510) 319-4000 FAX:(510) 661-0888
This report shall not be reproduced except in full, without the written approval of UL Verification Services Inc.

VERTICAL RESULT

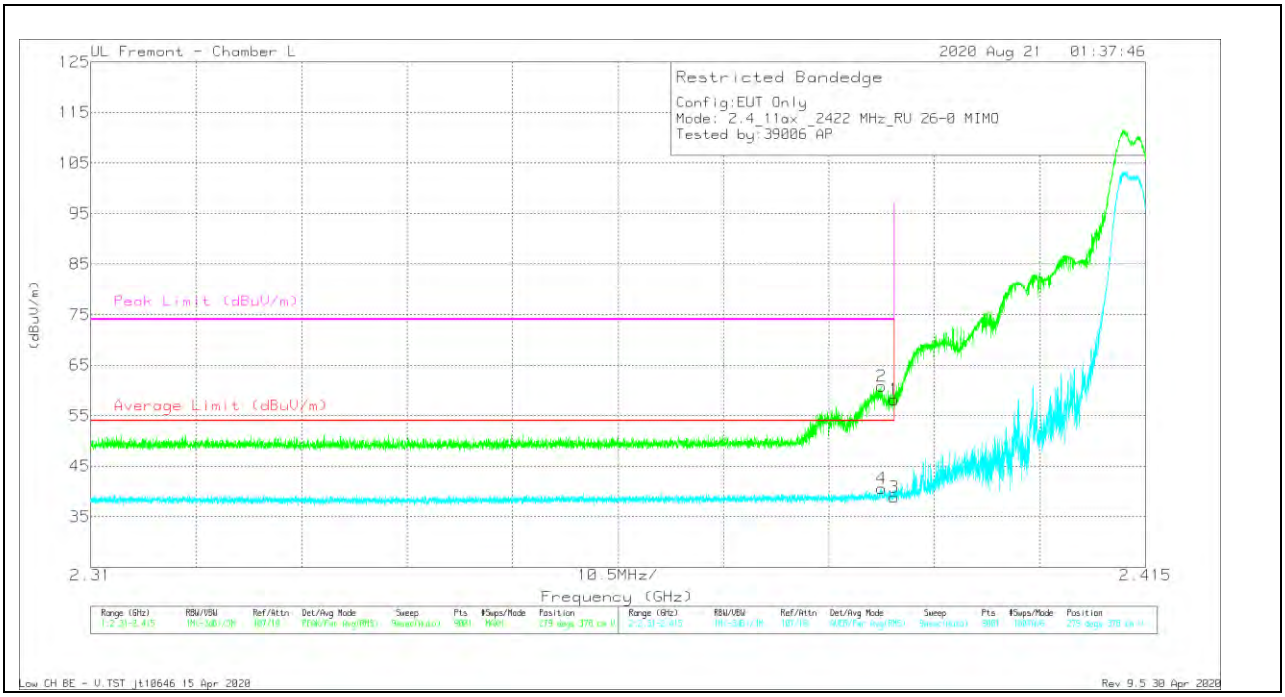

Marker	Frequency (GHz)	Meter Reading (dBuV)	Det	AF 344 (dB/m)	Amp/Cbl/Fltr/Pad (dB)	Corrected Reading (dBuV/m)	Average Limit (dBuV/m)	Margin (dB)	Peak Limit (dBuV/m)	PK Margin (dB)	Azimuth (Degs)	Height (cm)	Polarity
1	* 2.38999	47.38	Pk	31.9	-21.1	58.18	-	-	74	-15.82	279	378	V
2	* 2.38874	50.01	Pk	31.9	-21.1	60.81	-	-	74	-13.19	279	378	V
3	* 2.38999	28.02	RMS	31.9	-21.1	38.82	54	-15.18	-	-	279	378	V
4	* 2.38875	29.78	RMS	31.9	-21.1	40.58	54	-13.42	-	-	279	378	V

* - indicates frequency in CFR47 Pt 15 / IC RSS-Restricted Band
Pk - Peak detector
RMS - RMS detection

UL VERIFICATION SERVICES INC.
47173 Benicia Street, Fremont, CA 94538; USA TEL:(510) 319-4000 FAX:(510) 661-0888
This report shall not be reproduced except in full, without the written approval of UL Verification Services Inc.

BANDEDGE (LOW CHANNEL, CH 9)

HORIZONTAL RESULT

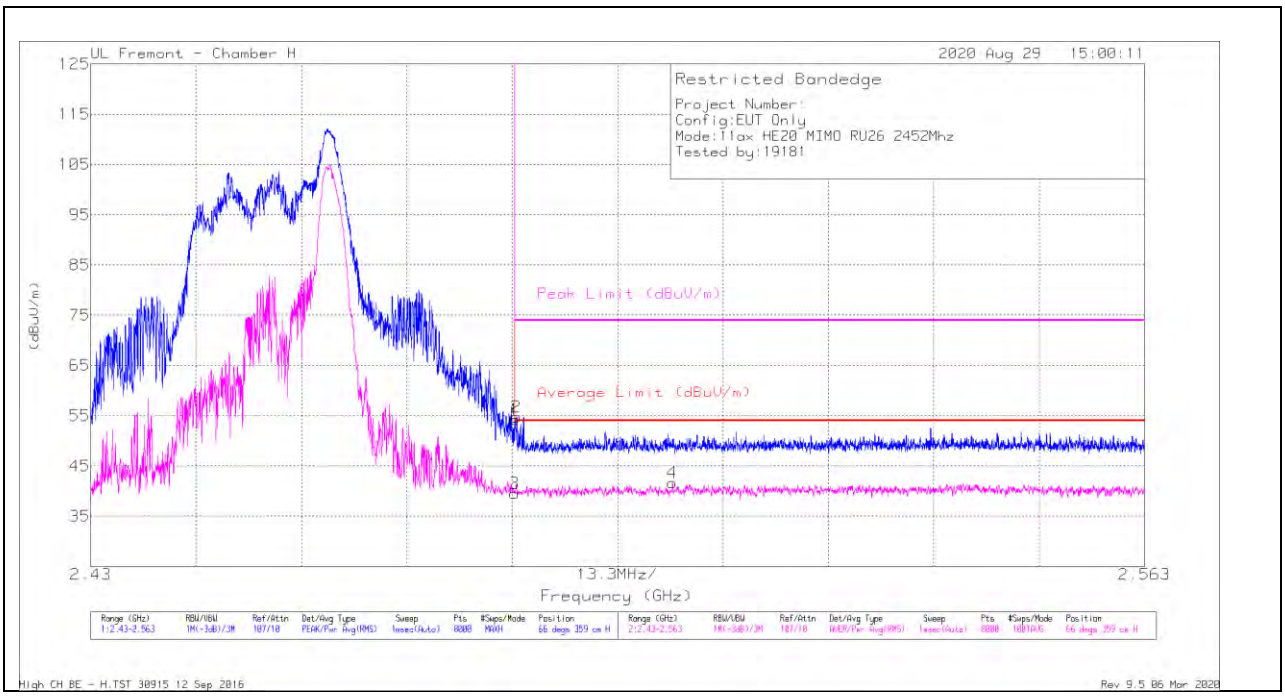

Marker	Frequency (GHz)	Meter Reading (dBuV)	Det	AF T862 (dB/m)	Amp/Cbl/Fltr/Pad (dB)	Corrected Reading (dBuV/m)	Average Limit (dBuV/m)	Margin (dB)	Peak Limit (dBuV/m)	PK Margin (dB)	Azimuth (Degs)	Height (cm)	Polarity
1	* 2.48351	45.7	Pk	32.3	-23.7	54.3	-	-	74	-19.7	66	359	H
2	* 2.48376	46.17	Pk	32.3	-23.7	54.77	-	-	74	-19.23	66	359	H
3	* 2.48351	30.9	RMS	32.3	-23.7	39.5	54	-14.5	-	-	66	359	H
4	2.50344	32.82	RMS	32.4	-23.6	41.62	54	-12.38	-	-	66	359	H

* - indicates frequency in CFR47 Pt 15 / IC RSS-Restricted Band
Pk - Peak detector
RMS - RMS detection

UL VERIFICATION SERVICES INC.
47173 Benicia Street, Fremont, CA 94538; USA TEL:(510) 319-4000 FAX:(510) 661-0888
This report shall not be reproduced except in full, without the written approval of UL Verification Services Inc.

VERTICAL RESULT

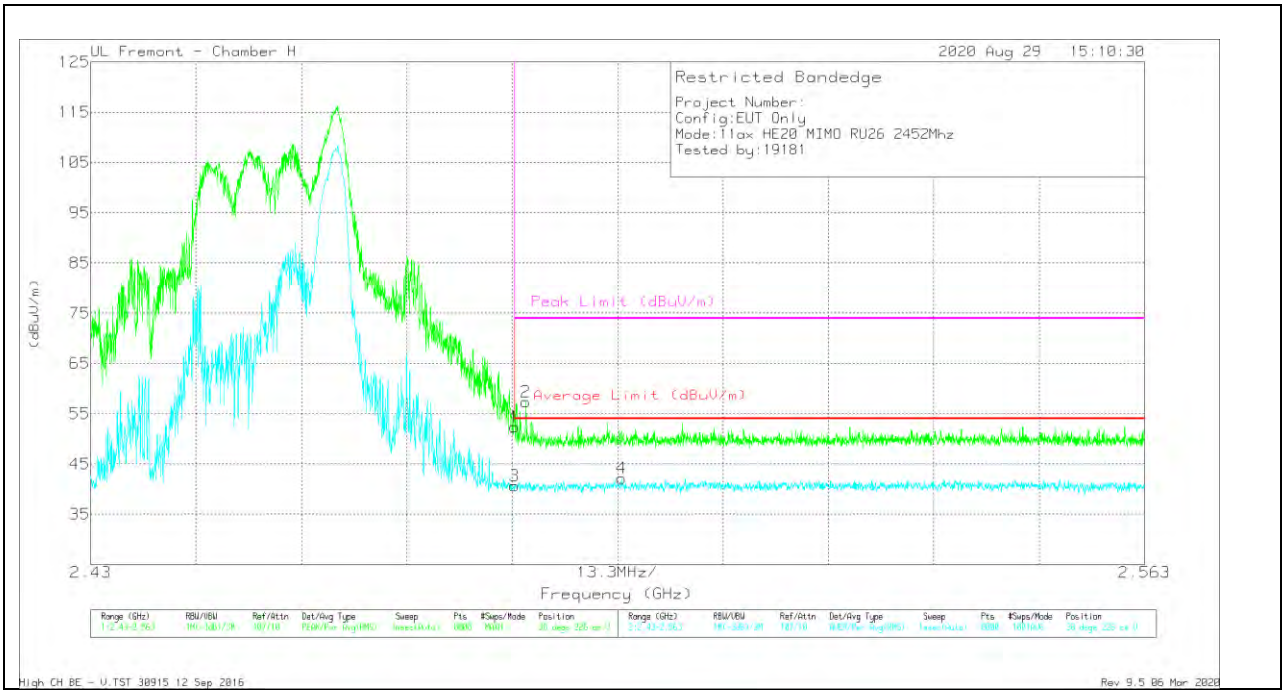

Marker	Frequency (GHz)	Meter Reading (dBuV)	Det	AF T862 (dB/m)	Amp/Cbl/Fltr/Pad (dB)	Corrected Reading (dBuV/m)	Average Limit (dBuV/m)	Margin (dB)	Peak Limit (dBuV/m)	PK Margin (dB)	Azimuth (Degs)	Height (cm)	Polarity
1	* 2.48351	43.77	Pk	32.3	-23.7	52.37	-	-	74	-21.63	38	226	V
2	* 2.48492	48.62	Pk	32.3	-23.6	57.32	-	-	74	-16.68	38	226	V
3	* 2.48351	32.05	RMS	32.3	-23.7	40.65	54	-13.35	-	-	38	226	V
4	* 2.49701	33.41	RMS	32.4	-23.6	42.21	54	-11.79	-	-	38	226	V

* - indicates frequency in CFR47 Pt 15 / IC RSS-Restricted Band
Pk - Peak detector
RMS - RMS detection

UL VERIFICATION SERVICES INC.
47173 Benicia Street, Fremont, CA 94538; USA TEL:(510) 319-4000 FAX:(510) 661-0888
This report shall not be reproduced except in full, without the written approval of UL Verification Services Inc.

BANDEDGE (HIGH CHANNEL, CH 10)

HORIZONTAL RESULT

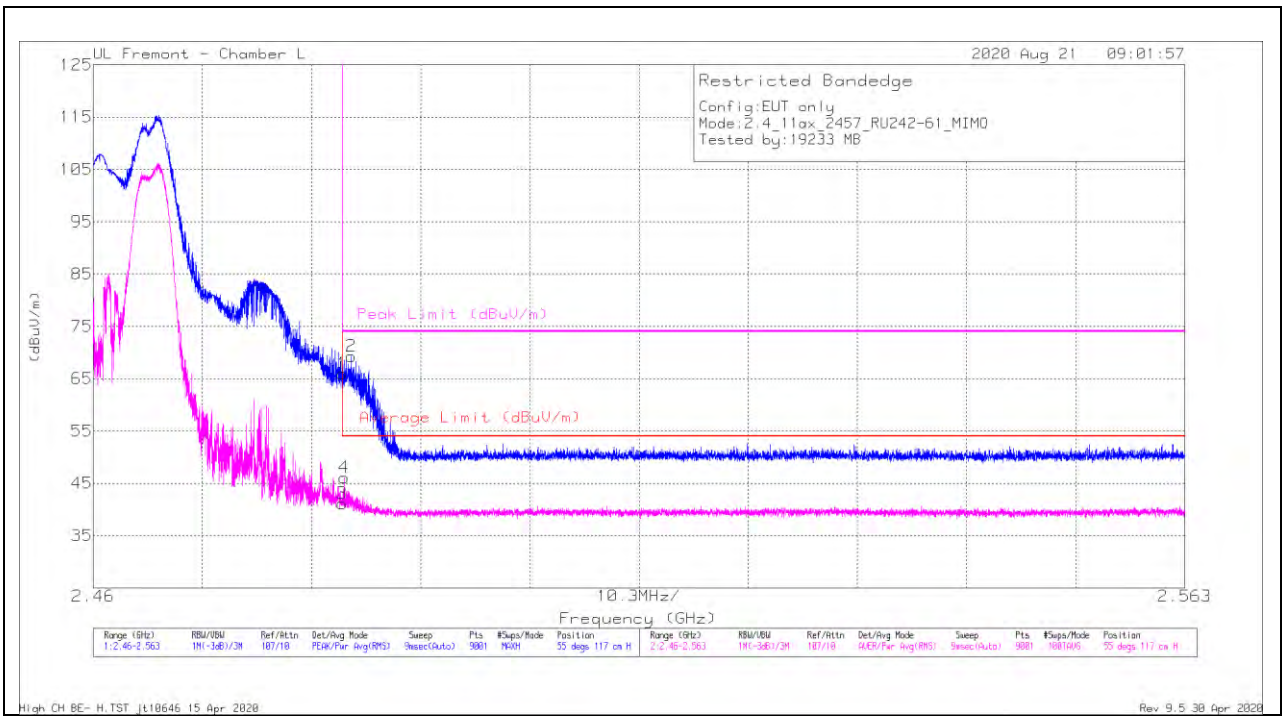

Marker	Frequency (GHz)	Meter Reading (dBuV)	Det	AF 344 (dB/m)	Amp/Cbl/Fltr/Pad (dB)	Corrected Reading (dBuV/m)	Average Limit (dBuV/m)	Margin (dB)	Peak Limit (dBuV/m)	PK Margin (dB)	Azimuth (Degs)	Height (cm)	Polarity
1	* 2.48351	54.57	Pk	32.3	-20.9	65.97	-	-	74	-8.03	55	117	H
2	* 2.48435	57.9	Pk	32.3	-20.9	69.3	-	-	74	-4.7	55	117	H
3	* 2.48351	29.72	RMS	32.3	-20.9	41.12	54	-12.88	-	-	55	117	H
4	* 2.48368	34.69	RMS	32.3	-20.9	46.09	54	-7.91	-	-	55	117	H

* - indicates frequency in CFR47 Pt 15 / IC RSS-Restricted Band
Pk - Peak detector
RMS - RMS detection

UL VERIFICATION SERVICES INC.
47173 Benicia Street, Fremont, CA 94538; USA TEL:(510) 319-4000 FAX:(510) 661-0888
This report shall not be reproduced except in full, without the written approval of UL Verification Services Inc.

VERTICAL RESULT

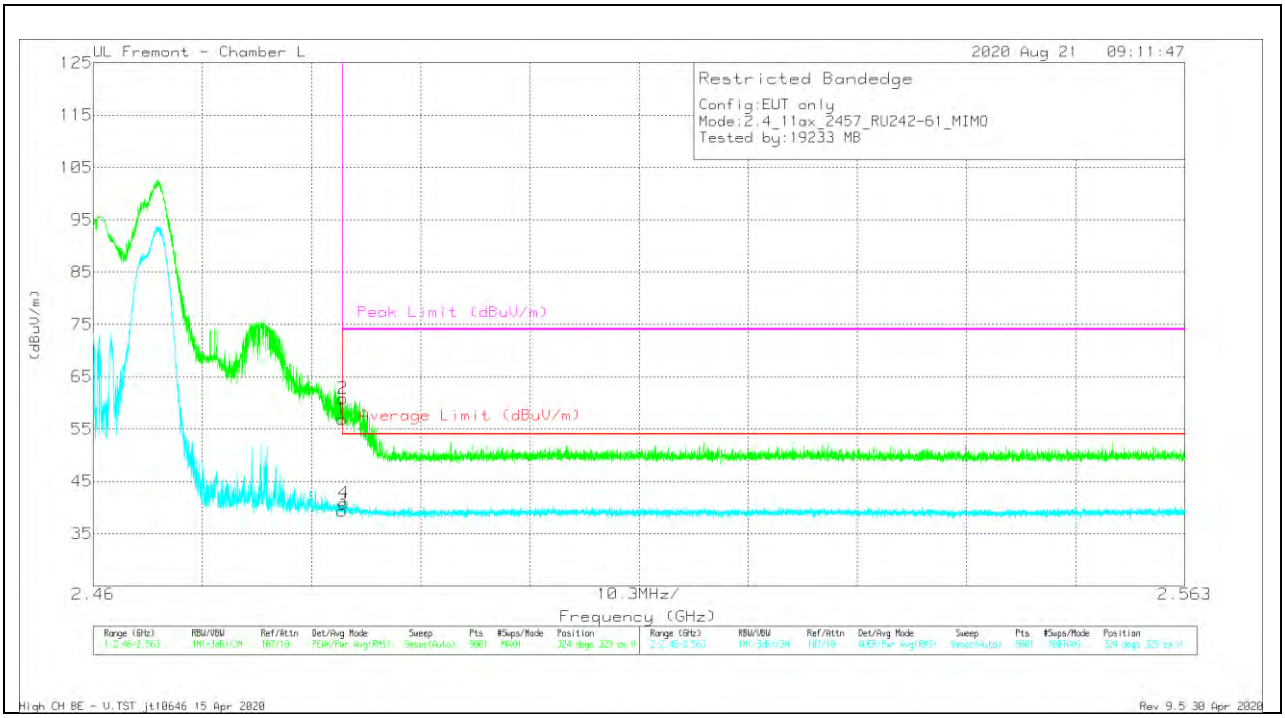

Marker	Frequency (GHz)	Meter Reading (dBuV)	Det	AF 344 (dB/m)	Amp/Cbl/Fltr/Pad (dB)	Corrected Reading (dBuV/m)	Average Limit (dBuV/m)	Margin (dB)	Peak Limit (dBuV/m)	PK Margin (dB)	Azimuth (Degs)	Height (cm)	Polarity
1	* 2.48351	45.44	Pk	32.3	-20.9	56.84	-	-	74	-17.16	324	329	V
2	* 2.48357	49.39	Pk	32.3	-20.9	60.79	-	-	74	-13.21	324	329	V
3	* 2.48351	27.96	RMS	32.3	-20.9	39.36	54	-14.64	-	-	324	329	V
4	* 2.48367	29.41	RMS	32.3	-20.9	40.81	54	-13.19	-	-	324	329	V

* - indicates frequency in CFR47 Pt 15 / IC RSS-Restricted Band
Pk - Peak detector
RMS - RMS detection

UL VERIFICATION SERVICES INC.
47173 Benicia Street, Fremont, CA 94538; USA TEL:(510) 319-4000 FAX:(510) 661-0888
This report shall not be reproduced except in full, without the written approval of UL Verification Services Inc.

BANDEDGE (HIGH CHANNEL, CH 11)

HORIZONTAL RESULT

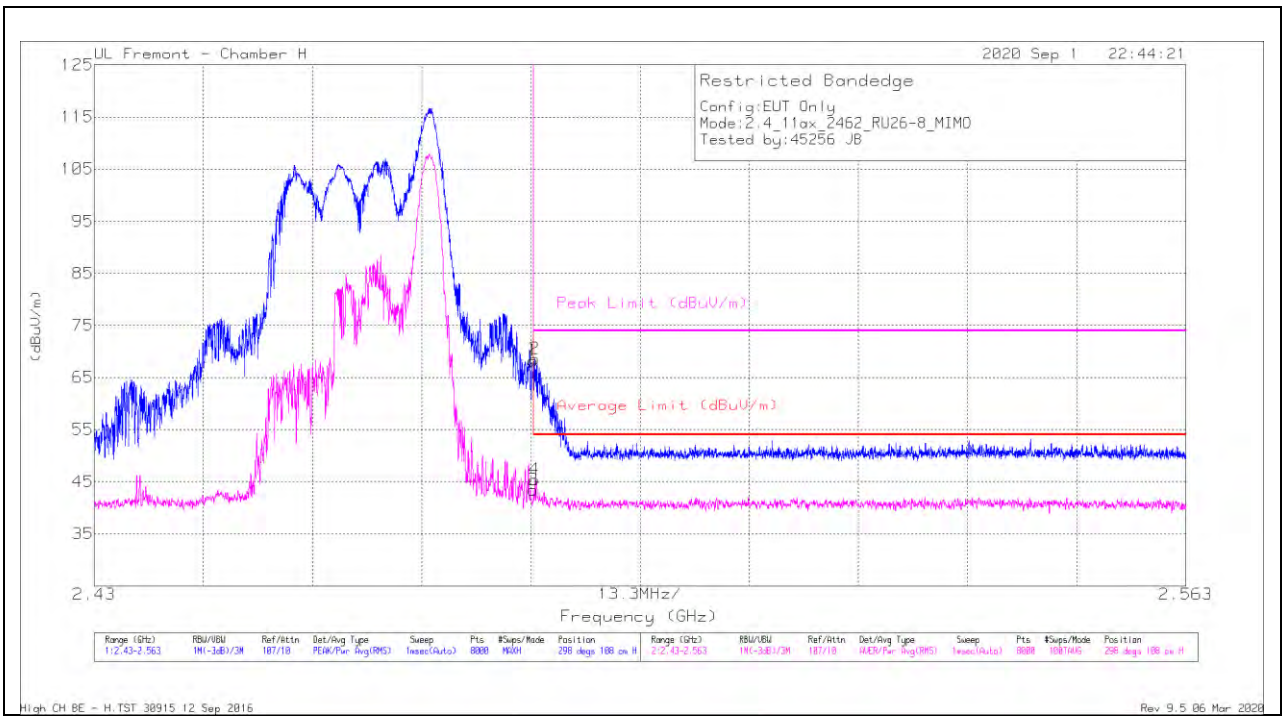

Marker	Frequency (GHz)	Meter Reading (dBuV)	Det	AF T862 (dB/m)	Amp/Cbl/Fltr/Pad (dB)	DC Corr (dB)	Corrected Reading (dBuV/m)	Average Limit (dBuV/m)	Margin (dB)	Peak Limit (dBuV/m)	PK Margin (dB)	Azimuth (Degs)	Height (cm)	Polarity
1	* 2.48351	59.6	Pk	32.3	-23.7	0	68.2	-	-	74	-5.8	298	108	H
2	* 2.48364	60.03	Pk	32.3	-23.7	0	68.63	-	-	74	-5.37	298	108	H
3	* 2.48351	34.8	RMS	32.3	-23.7	0	43.4	54	-10.6	-	-	298	108	H
4	* 2.48367	36.8	RMS	32.3	-23.7	0	45.4	54	-8.6	-	-	298	108	H

* - indicates frequency in CFR47 Pt 15 / IC RSS-Restricted Band
Pk - Peak detector
RMS - RMS detection

UL VERIFICATION SERVICES INC.
47173 Benicia Street, Fremont, CA 94538; USA TEL:(510) 319-4000 FAX:(510) 661-0888
This report shall not be reproduced except in full, without the written approval of UL Verification Services Inc.

VERTICAL RESULT

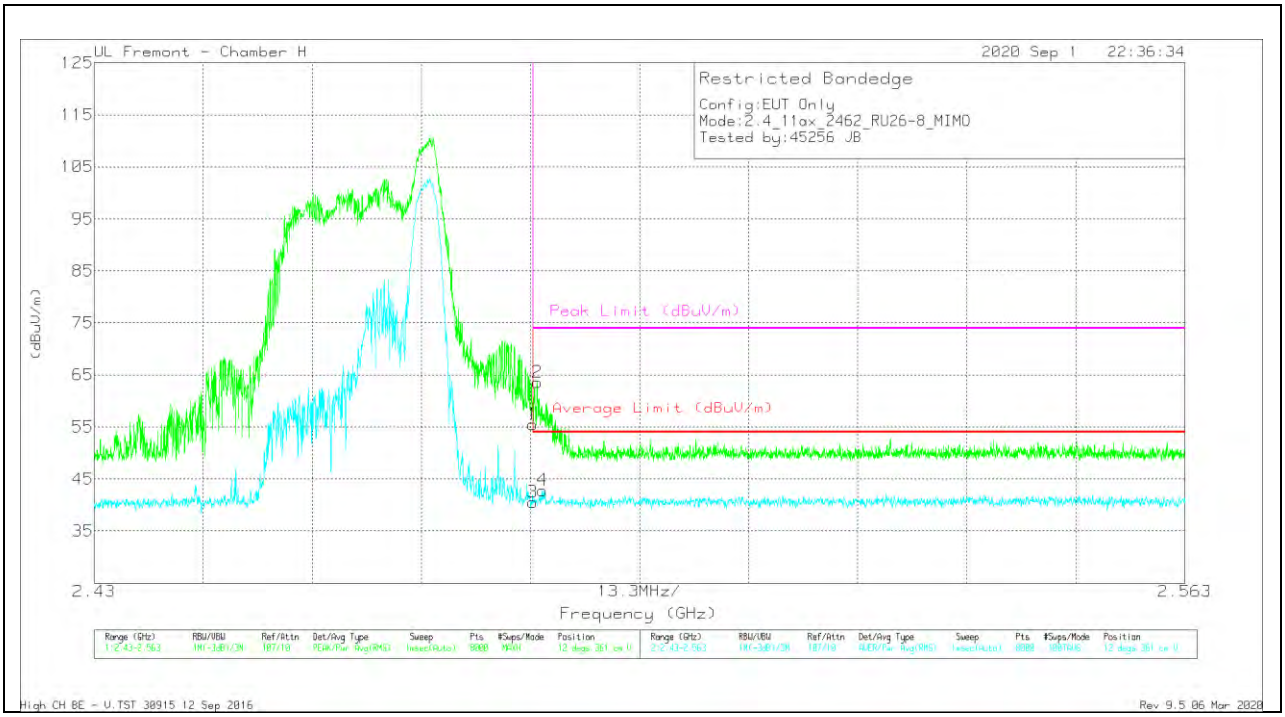

Marker	Frequency (GHz)	Meter Reading (dBuV)	Det	AF T862 (dB/m)	Amp/Cbl/Fltr/Pad (dB)	DC Corr (dB)	Corrected Reading (dBuV/m)	Average Limit (dBuV/m)	Margin (dB)	Peak Limit (dBuV/m)	PK Margin (dB)	Azimuth (Degs)	Height (cm)	Polarity
1	* 2.48351	46.86	Pk	32.3	-23.7	0	55.46	-	-	74	-18.54	12	361	V
2	* 2.48402	55.02	Pk	32.3	-23.7	0	63.62	-	-	74	-10.38	12	361	V
3	* 2.48351	31.94	RMS	32.3	-23.7	0	40.54	54	-13.46	-	-	12	361	V
4	* 2.48465	34.24	RMS	32.3	-23.7	0	42.84	54	-11.16	-	-	12	361	V

* - indicates frequency in CFR47 Pt 15 / IC RSS-Restricted Band
Pk - Peak detector
RMS - RMS detection

UL VERIFICATION SERVICES INC.
47173 Benicia Street, Fremont, CA 94538; USA TEL:(510) 319-4000 FAX:(510) 661-0888
This report shall not be reproduced except in full, without the written approval of UL Verification Services Inc.

BANDEDGE (HIGH CHANNEL, CH 12)

HORIZONTAL RESULT

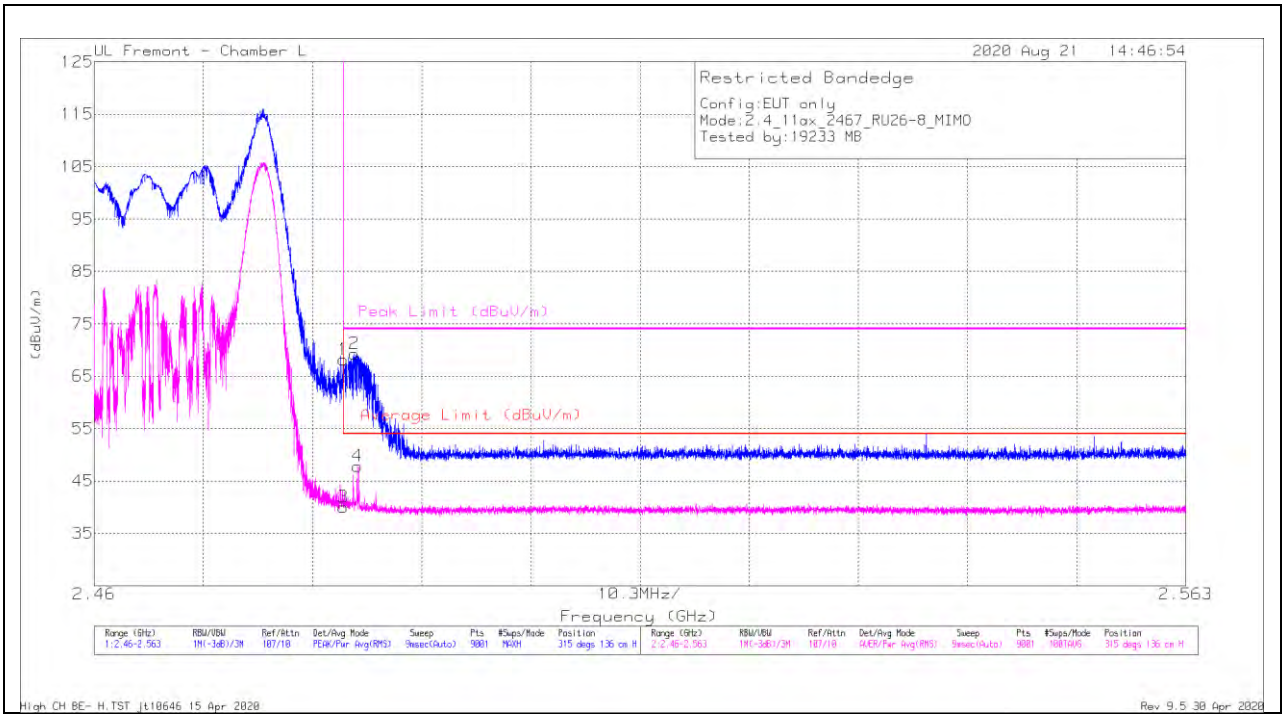

Marker	Frequency (GHz)	Meter Reading (dBuV)	Det	AF 344 (dB/m)	Amp/Cbl/Fltr/Pad (dB)	Corrected Reading (dBuV/m)	Average Limit (dBuV/m)	Margin (dB)	Peak Limit (dBuV/m)	PK Margin (dB)	Azimuth (Degs)	Height (cm)	Polarity
1	* 2.48351	56.81	Pk	32.3	-20.9	68.21	-	-	74	-5.79	315	136	H
2	* 2.48456	57.94	Pk	32.3	-20.9	69.34	-	-	74	-4.66	315	136	H
3	* 2.48351	28.58	RMS	32.3	-20.9	39.98	54	-14.02	-	-	315	136	H
4	* 2.48482	36.44	RMS	32.3	-20.9	47.84	54	-6.16	-	-	315	136	H

* - indicates frequency in CFR47 Pt 15 / IC RSS-Restricted Band
Pk - Peak detector
RMS - RMS detection

UL VERIFICATION SERVICES INC.
47173 Benicia Street, Fremont, CA 94538; USA TEL:(510) 319-4000 FAX:(510) 661-0888
This report shall not be reproduced except in full, without the written approval of UL Verification Services Inc.

VERTICAL RESULT

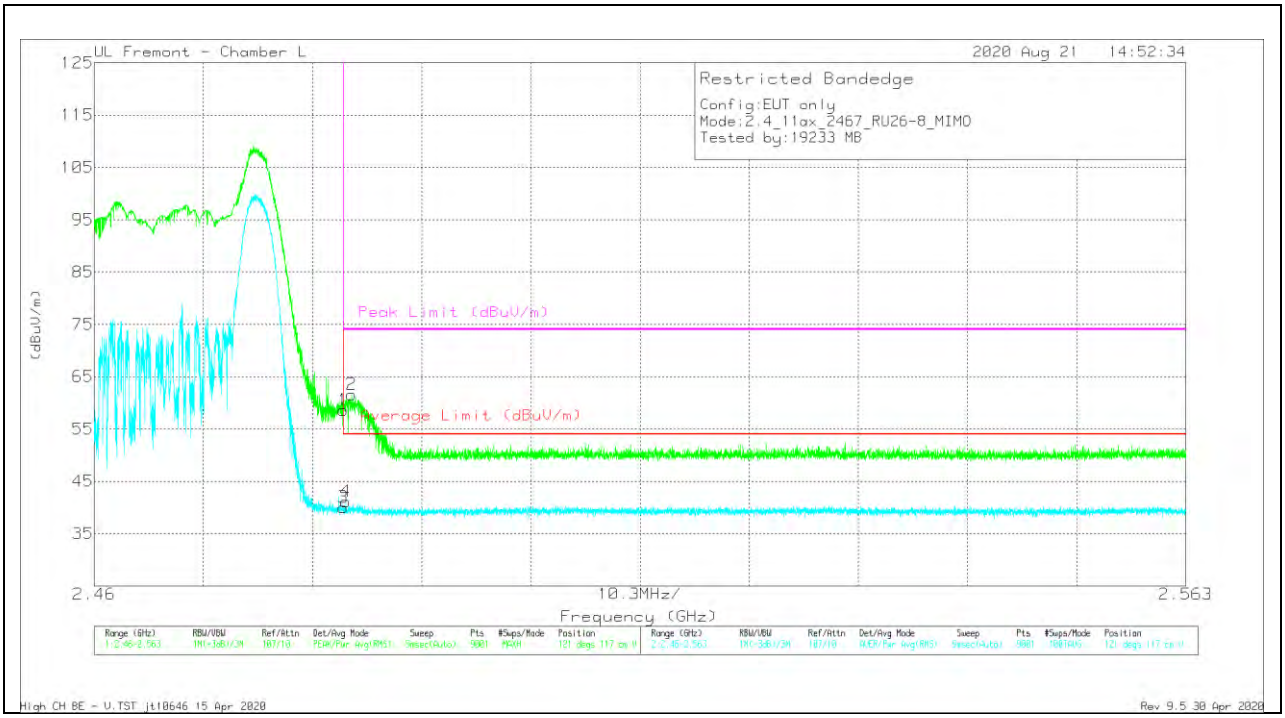

Marker	Frequency (GHz)	Meter Reading (dBuV)	Det	AF 344 (dB/m)	Amp/Cbl/Fltr/Pad (dB)	Corrected Reading (dBuV/m)	Average Limit (dBuV/m)	Margin (dB)	Peak Limit (dBuV/m)	PK Margin (dB)	Azimuth (Degs)	Height (cm)	Polarity
1	* 2.48351	47.16	Pk	32.3	-20.9	58.56	-	-	74	-15.44	121	117	V
2	* 2.48432	50.16	Pk	32.3	-20.9	61.56	-	-	74	-12.44	121	117	V
3	* 2.48351	28.56	RMS	32.3	-20.9	39.96	54	-14.04	-	-	121	117	V
4	* 2.48371	29.72	RMS	32.3	-20.9	41.12	54	-12.88	-	-	121	117	V

* - indicates frequency in CFR47 Pt 15 / IC RSS-Restricted Band
Pk - Peak detector
RMS - RMS detection

UL VERIFICATION SERVICES INC.
47173 Benicia Street, Fremont, CA 94538; USA TEL:(510) 319-4000 FAX:(510) 661-0888
This report shall not be reproduced except in full, without the written approval of UL Verification Services Inc.

BANDEDGE (HIGH CHANNEL, CH 13)

HORIZONTAL RESULT

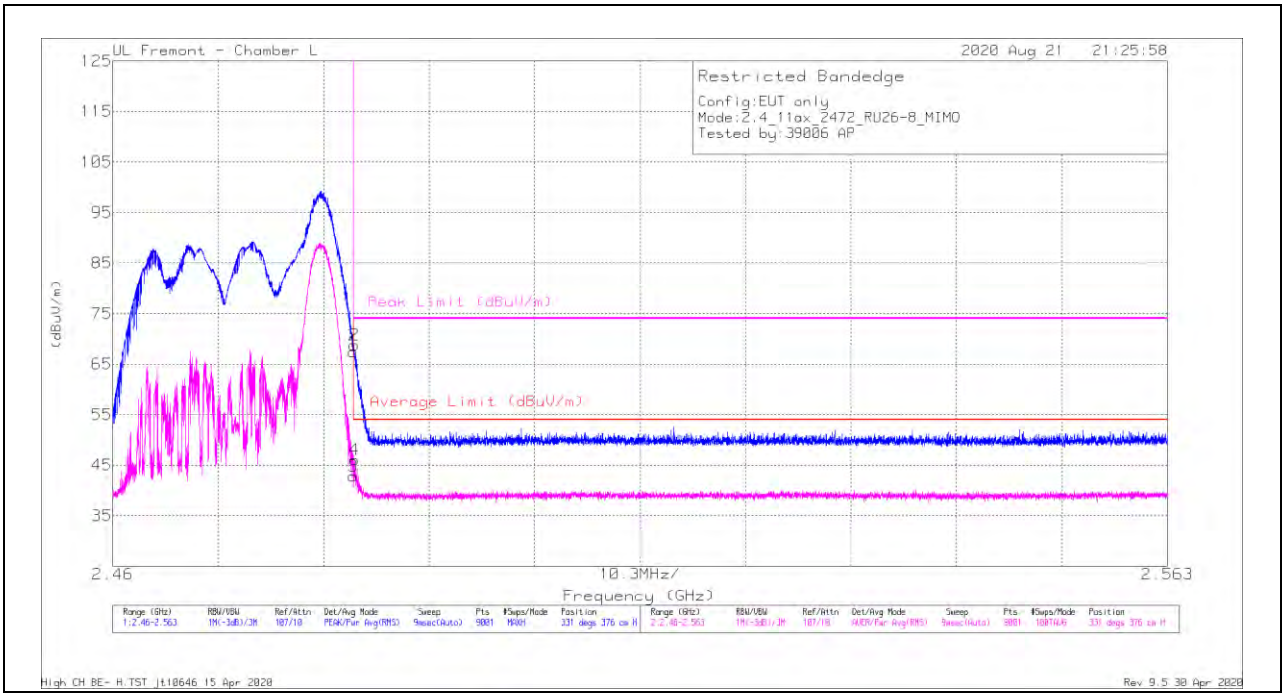

Marker	Frequency (GHz)	Meter Reading (dBuV)	Det	AF 344 (dB/m)	Amp/Cbl/Fltr/Pad (dB)	Corrected Reading (dBuV/m)	Average Limit (dBuV/m)	Margin (dB)	Peak Limit (dBuV/m)	PK Margin (dB)	Azimuth (Degs)	Height (cm)	Polarity
1	* 2.48351	55.97	Pk	32.3	-20.9	67.37	-	-	74	-6.63	331	376	H
2	* 2.48359	57.42	Pk	32.3	-20.9	68.82	-	-	74	-5.18	331	376	H
3	* 2.48351	31.44	RMS	32.3	-20.9	42.84	54	-11.16	-	-	331	376	H
4	* 2.48363	34.71	RMS	32.3	-20.9	46.11	54	-7.89	-	-	331	376	H

* - indicates frequency in CFR47 Pt 15 / IC RSS-Restricted Band
Pk - Peak detector
RMS - RMS detection

UL VERIFICATION SERVICES INC.
47173 Benicia Street, Fremont, CA 94538; USA TEL:(510) 319-4000 FAX:(510) 661-0888
This report shall not be reproduced except in full, without the written approval of UL Verification Services Inc.

VERTICAL RESULT

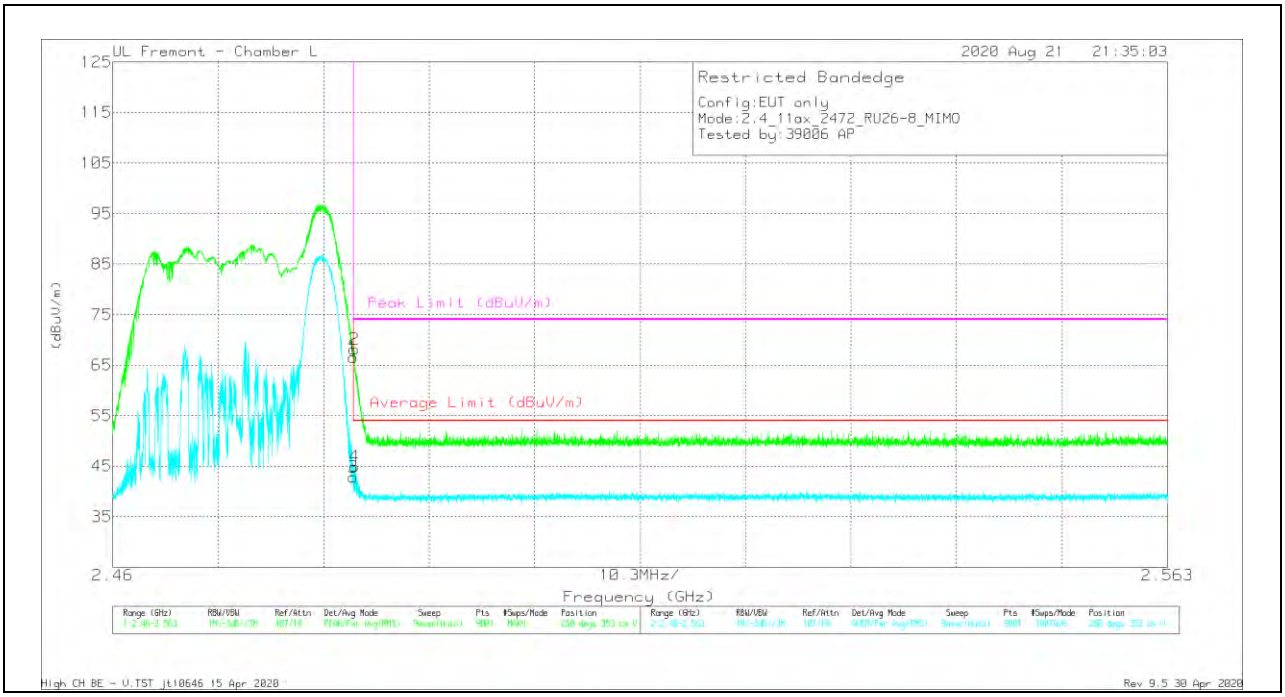

Marker	Frequency (GHz)	Meter Reading (dBuV)	Det	AF 344 (dB/m)	Amp/Cbl/Fltr/Pad (dB)	Corrected Reading (dBuV/m)	Average Limit (dBuV/m)	Margin (dB)	Peak Limit (dBuV/m)	PK Margin (dB)	Azimuth (Degs)	Height (cm)	Polarity
1	* 2.48351	55.2	Pk	32.3	-20.9	66.6	-	-	74	-7.4	260	353	V
2	* 2.48359	56.81	Pk	32.3	-20.9	68.21	-	-	74	-5.79	260	353	V
3	* 2.48351	31.47	RMS	32.3	-20.9	42.87	54	-11.13	-	-	260	353	V
4	* 2.48362	33.6	RMS	32.3	-20.9	45	54	-9	-	-	260	353	V

* - indicates frequency in CFR47 Pt 15 / IC RSS-Restricted Band
Pk - Peak detector
RMS - RMS detection

UL VERIFICATION SERVICES INC.
47173 Benicia Street, Fremont, CA 94538; USA TEL:(510) 319-4000 FAX:(510) 661-0888
This report shall not be reproduced except in full, without the written approval of UL Verification Services Inc.

HARMONICS AND SPURIOUS EMISSIONS

LOW CHANNEL, CH 1 RESULTS

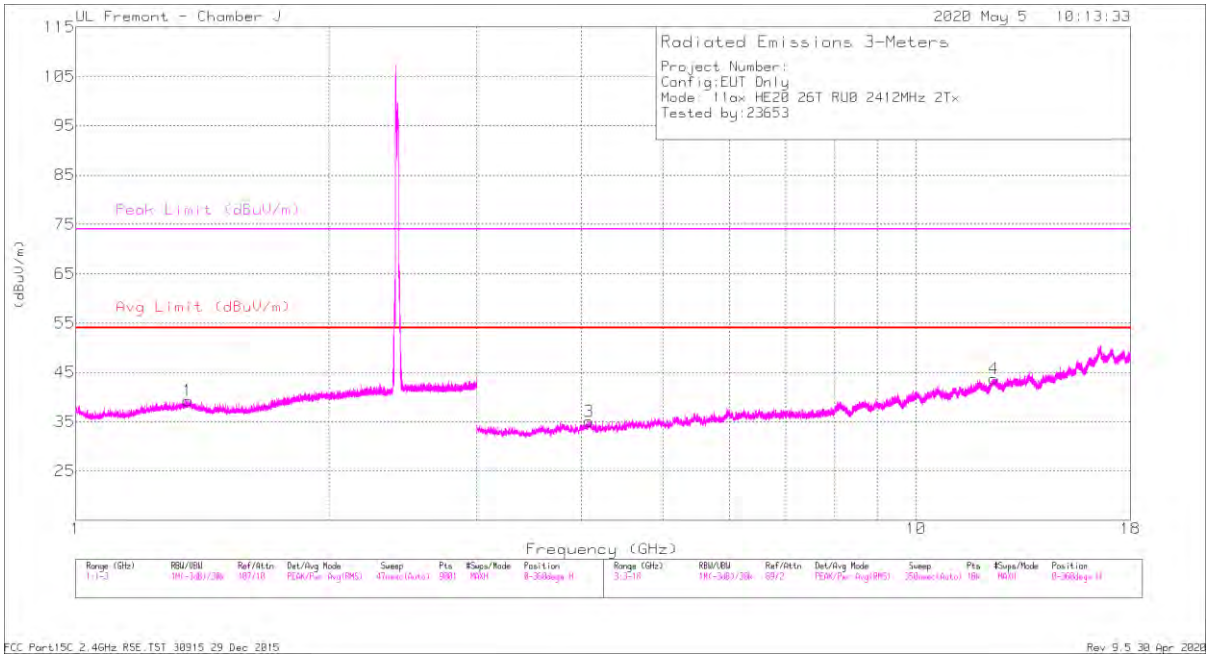

HORIZONTAL

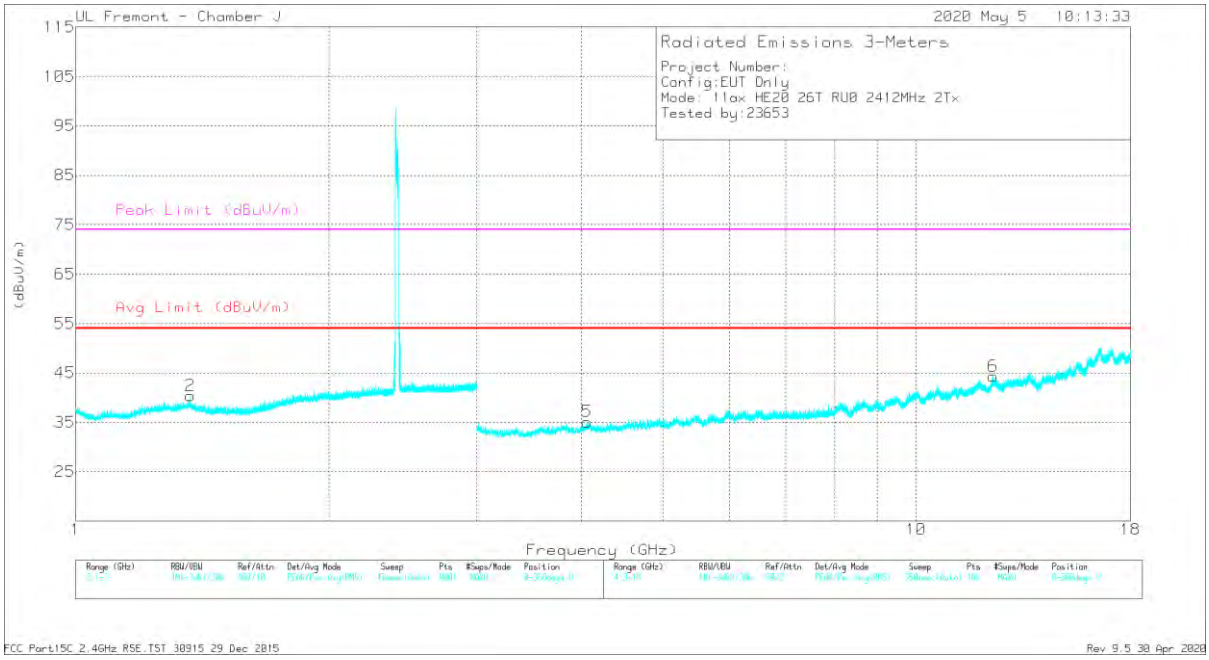

VERTICAL

UL VERIFICATION SERVICES INC.
47173 Benicia Street, Fremont, CA 94538; USA TEL:(510) 319-4000 FAX:(510) 661-0888
This report shall not be reproduced except in full, without the written approval of UL Verification Services Inc.

RADIATED EMISSIONS

Marker	Frequency (GHz)	Meter Reading (dBuV)	Det	AF T344 (dB/m)	Amp/Cbl/Fltr/Pad (dB)	Corrected Reading (dBuV/m)	Avg Limit (dBuV/m)	Margin (dB)	Peak Limit (dBuV/m)	PK Margin (dB)	Azimuth (Degs)	Height (cm)	Polarity
1	* 1.3604	43.92	PK2	29.3	-25.9	47.32	-	-	74	-26.68	162	265	H
	* 1.36072	32.93	MAv1	29.3	-25.9	36.33	54	-17.67	-	-	162	265	H
2	* 1.36774	43.07	PK2	29.4	-25.8	46.67	-	-	74	-27.33	95	203	V
	* 1.367	33.49	MAv1	29.4	-25.8	37.09	54	-16.91	-	-	95	203	V
3	* 4.07851	39.61	PK2	33.6	-31.3	41.91	-	-	74	-32.09	173	153	H
	* 4.07864	30.26	MAv1	33.6	-31.3	32.56	54	-21.44	-	-	173	153	H
4	* 12.38044	33.88	PK2	39	-21.5	51.38	-	-	74	-22.62	354	225	H
	* 12.38086	23.69	MAv1	39	-21.5	41.19	54	-12.81	-	-	354	225	H
5	* 4.05933	40.14	PK2	33.6	-31.6	42.14	-	-	74	-31.86	248	191	V
	* 4.0584	31.02	MAv1	33.6	-31.6	33.02	54	-20.98	-	-	248	191	V
6	* 12.34912	34.26	PK2	39	-21.6	51.66	-	-	74	-22.34	180	248	V
	* 12.35086	23.75	MAv1	39	-21.6	41.15	54	-12.85	-	-	180	248	V

* - indicates frequency in CFR47 Pt 15 / IC RSS-Restricted Band
PK2 - KDB558074 Method: Maximum Peak
MAv1 - KDB558074 Option 1 Maximum RMS Average

UL VERIFICATION SERVICES INC.
47173 Benicia Street, Fremont, CA 94538; USA TEL:(510) 319-4000 FAX:(510) 661-0888
This report shall not be reproduced except in full, without the written approval of UL Verification Services Inc.

MID CHANNEL, CH 6 RESULTS

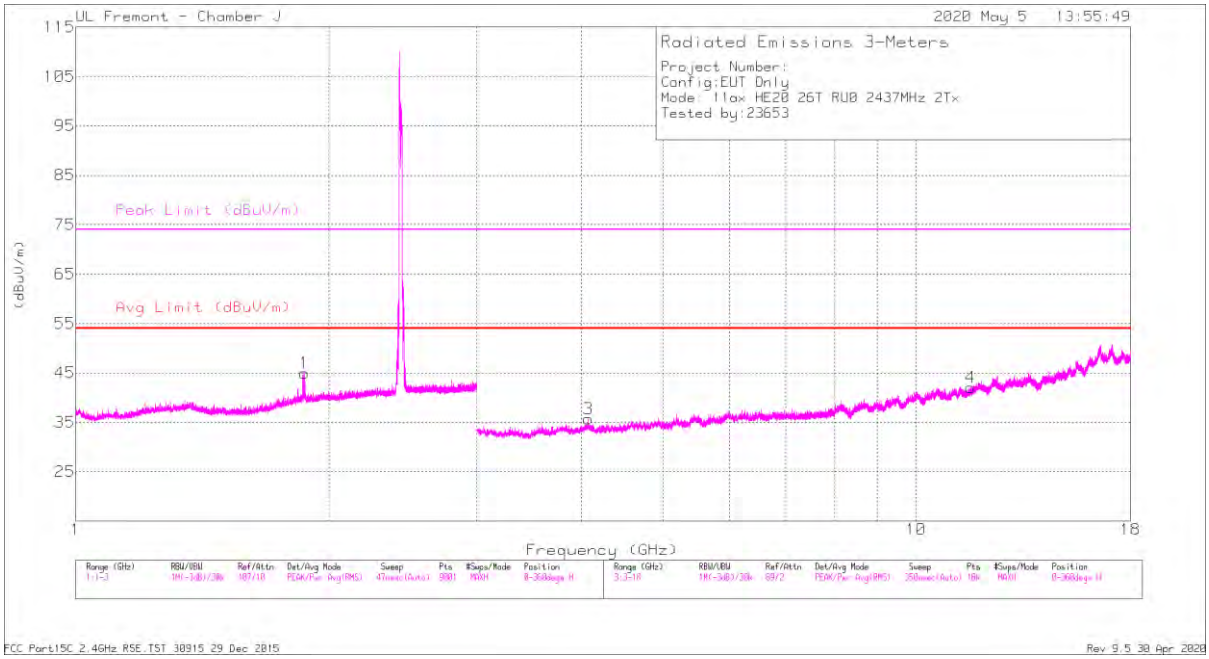

HORIZONTAL

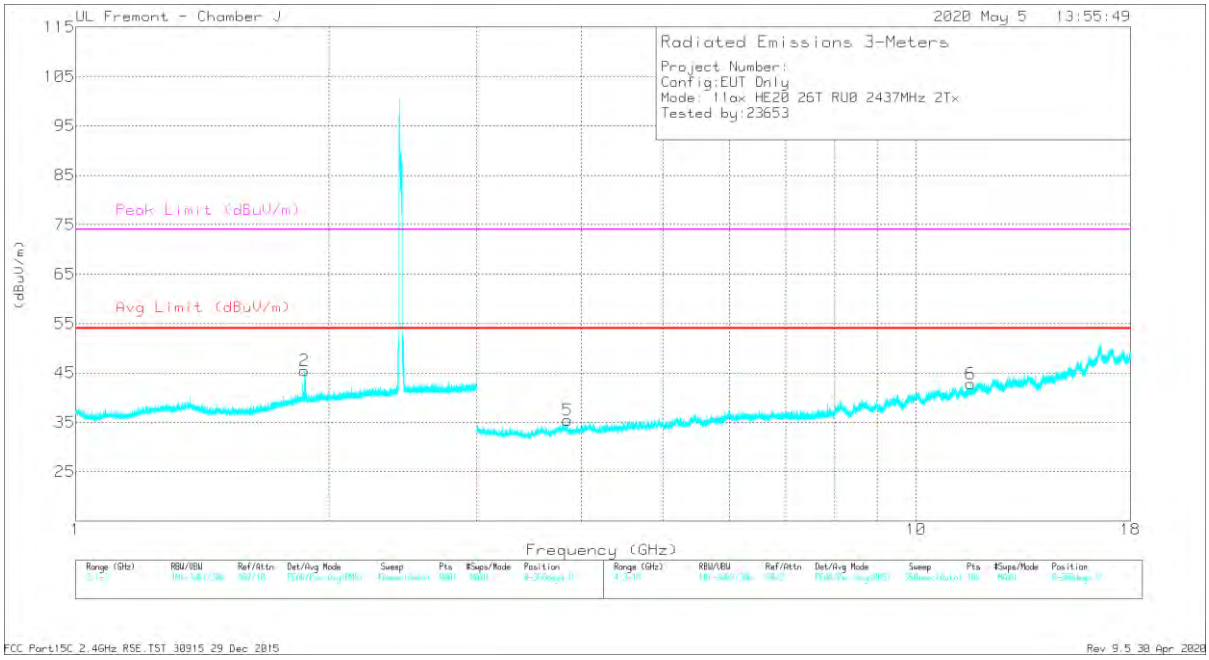

VERTICAL

UL VERIFICATION SERVICES INC.
47173 Benicia Street, Fremont, CA 94538; USA TEL:(510) 319-4000 FAX:(510) 661-0888
This report shall not be reproduced except in full, without the written approval of UL Verification Services Inc.

RADIATED EMISSIONS

Marker	Frequency (GHz)	Meter Reading (dBuV)	Det	AF T344 (dB/m)	Amp/Cbl/Fltr/Pad (dB)	Corrected Reading (dBuV/m)	Avg Limit (dBuV/m)	Margin (dB)	Peak Limit (dBuV/m)	PK Margin (dB)	Azimuth (Degs)	Height (cm)	Polarity
1	1.87366	43.32	PK2	30.8	-25.8	48.32	-	-	-	-	67	187	H
	1.87366	32.77	MAv1	30.8	-25.8	37.77	-	-	-	-	67	187	H
2	1.87075	43.3	PK2	30.7	-25.8	48.2	-	-	-	-	196	166	V
	1.87125	33.05	MAv1	30.7	-25.8	37.95	-	-	-	-	196	166	V
3	* 4.07147	40.61	PK2	33.7	-31.5	42.81	-	-	74	-31.19	225	174	H
	* 4.0733	30.65	MAv1	33.6	-31.4	32.85	54	-21.15	-	-	225	174	H
4	* 11.6113	32.97	PK2	38.3	-22.1	49.17	-	-	74	-24.83	264	271	H
	* 11.61109	23.2	MAv1	38.3	-22.1	39.4	54	-14.6	-	-	264	271	H
5	* 3.84797	41.52	PK2	33.5	-32.2	42.82	-	-	74	-31.18	87	135	V
	* 3.84929	30.43	MAv1	33.5	-32.2	31.73	54	-22.27	-	-	87	135	V
6	* 11.62257	33.32	PK2	38.3	-22.2	49.42	-	-	74	-24.58	177	167	V
	* 11.62182	22.95	MAv1	38.3	-22.2	39.05	54	-14.95	-	-	177	167	V

* - indicates frequency in CFR47 Pt 15 / IC RSS-Restricted Band
PK2 - KDB558074 Method: Maximum Peak
MAv1 - KDB558074 Option 1 Maximum RMS Average

UL VERIFICATION SERVICES INC.
47173 Benicia Street, Fremont, CA 94538; USA TEL:(510) 319-4000 FAX:(510) 661-0888
This report shall not be reproduced except in full, without the written approval of UL Verification Services Inc.

HIGH CHANNEL, CH 13 RESULTS

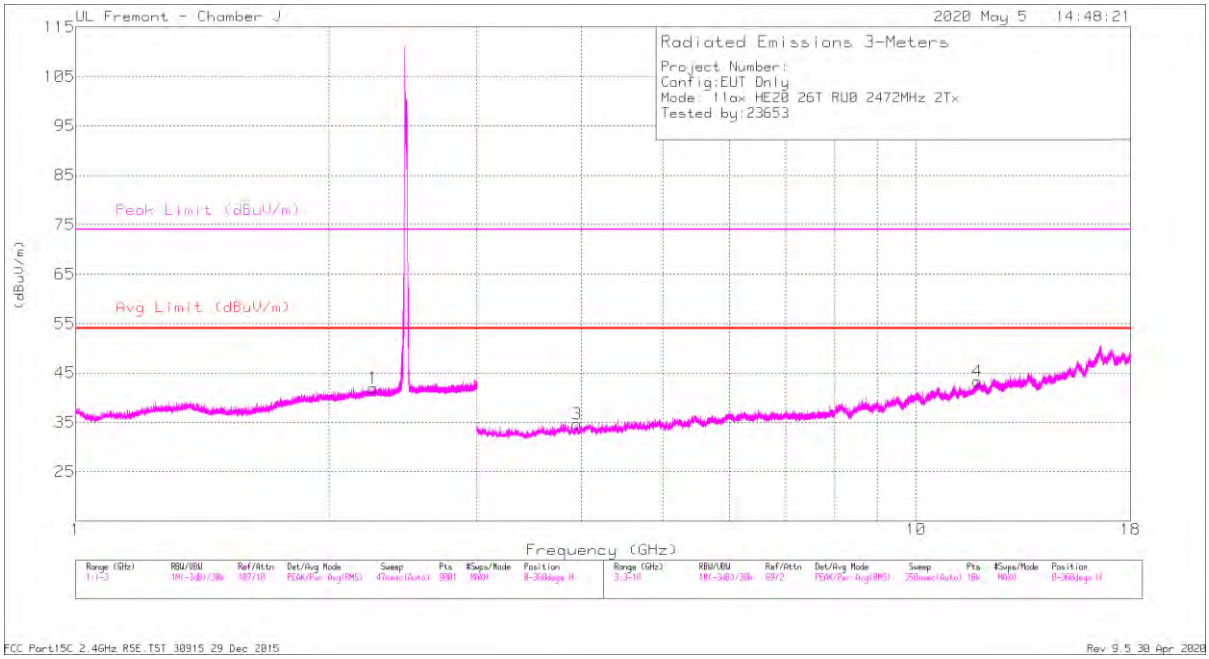

HORIZONTAL

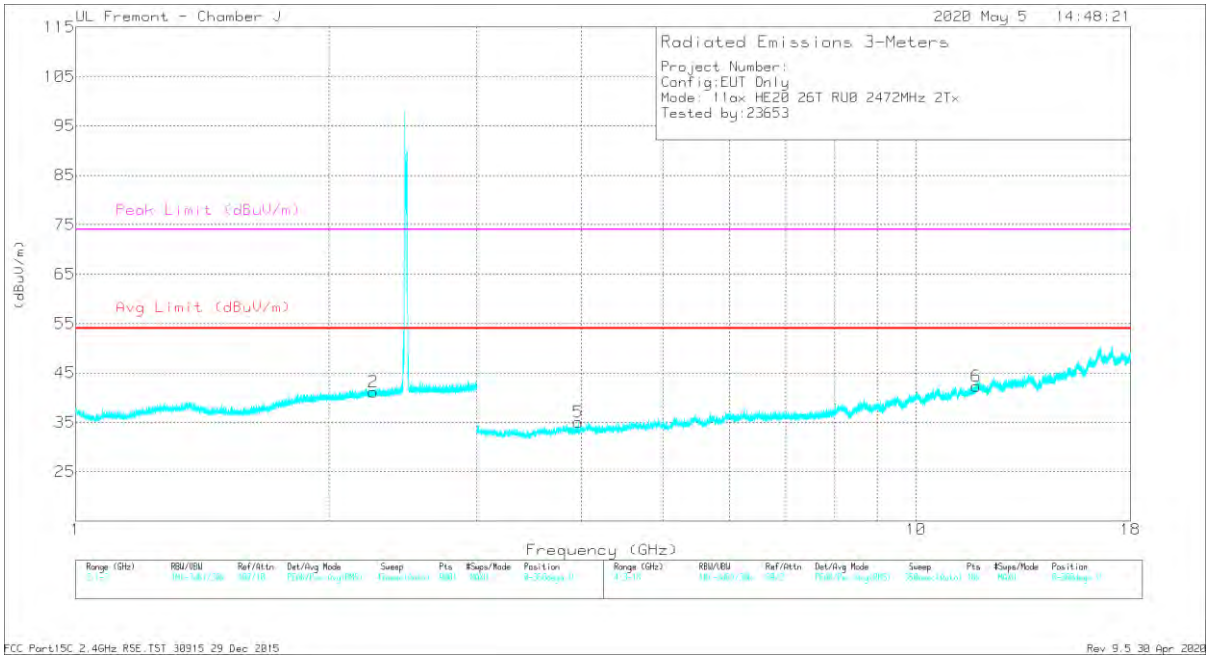

VERTICAL

UL VERIFICATION SERVICES INC.
47173 Benicia Street, Fremont, CA 94538; USA TEL:(510) 319-4000 FAX:(510) 661-0888
This report shall not be reproduced except in full, without the written approval of UL Verification Services Inc.

RADIATED EMISSIONS

Marker	Frequency (GHz)	Meter Reading (dBuV)	Det	AF T344 (dB/m)	Amp/Cbl/Fltr/Pad (dB)	Corrected Reading (dBuV/m)	Avg Limit (dBuV/m)	Margin (dB)	Peak Limit (dBuV/m)	PK Margin (dB)	Azimuth (Degs)	Height (cm)	Polarity
1	* 2.26026	43.7	PK2	31.7	-25.6	49.8	-	-	74	-24.2	93	290	H
	* 2.25873	33.2	MAv1	31.7	-25.6	39.3	54	-14.7	-	-	93	290	H
2	* 2.26155	43.35	PK2	31.7	-25.6	49.45	-	-	74	-24.55	186	200	V
	* 2.25886	33.18	MAv1	31.7	-25.6	39.28	54	-14.72	-	-	186	200	V
3	* 3.9517	41.12	PK2	33.4	-32.2	42.32	-	-	74	-31.68	163	234	H
	* 3.95205	30.47	MAv1	33.4	-32.2	31.67	54	-22.33	-	-	163	234	H
4	* 11.83787	33.97	PK2	38.5	-21.7	50.77	-	-	74	-23.23	294	182	H
	* 11.83756	23.28	MAv1	38.5	-21.7	40.08	54	-13.92	-	-	294	182	H
5	* 3.96367	40.81	PK2	33.5	-32.2	42.11	-	-	74	-31.89	128	235	V
	* 3.96327	30.41	MAv1	33.5	-32.2	31.71	54	-22.29	-	-	128	235	V
6	* 11.79321	33.19	PK2	38.5	-21.8	49.89	-	-	74	-24.11	158	276	V
	* 11.79242	22.97	MAv1	38.5	-21.8	39.67	54	-14.33	-	-	158	276	V

* - indicates frequency in CFR47 Pt 15 / IC RSS-Restricted Band
PK2 - KDB558074 Method: Maximum Peak
MAv1 - KDB558074 Option 1 Maximum RMS Average

UL VERIFICATION SERVICES INC.
47173 Benicia Street, Fremont, CA 94538; USA TEL:(510) 319-4000 FAX:(510) 661-0888
This report shall not be reproduced except in full, without the written approval of UL Verification Services Inc.

2TX ANT 4 + ANT 3 OFDMA MODE: 242-Tones, RU Index 61

BANDEDGE (LOW CHANNEL, CH 1)

HORIZONTAL RESULT

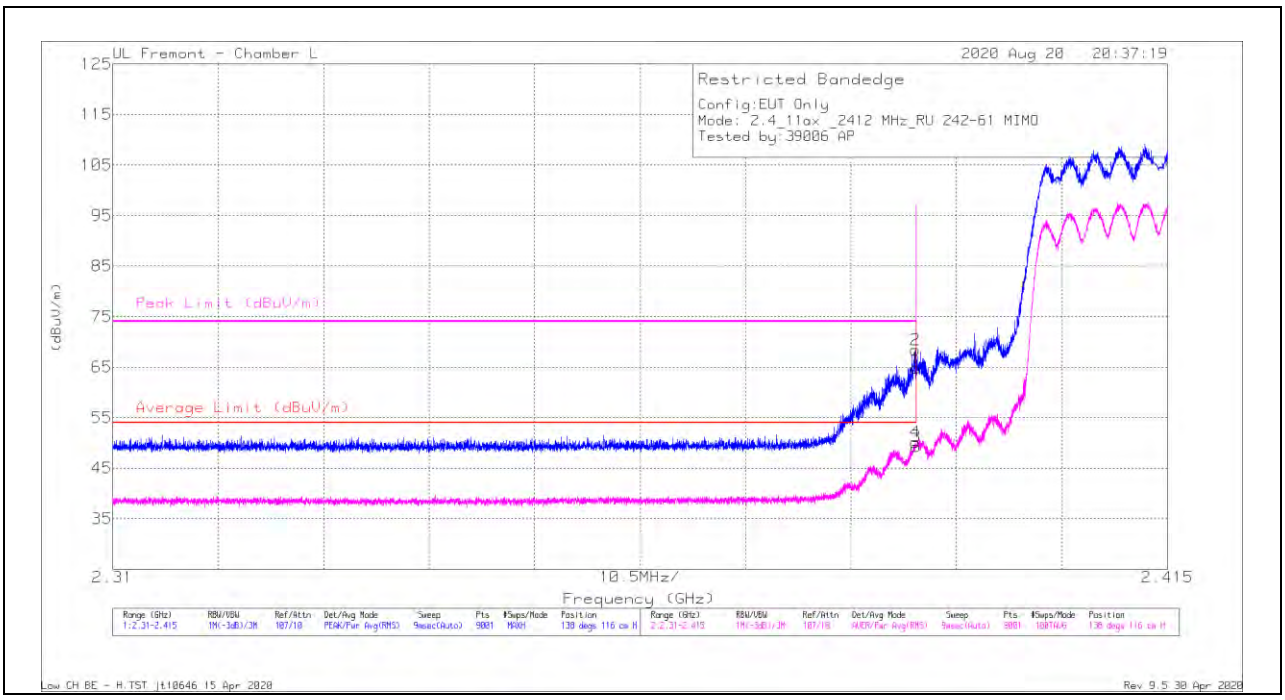

Marker	Frequency (GHz)	Meter Reading (dBuV)	Det	AF 344 (dB/m)	Amp/Cbl/Fltr/Pad (dB)	Corrected Reading (dBuV/m)	Average Limit (dBuV/m)	Margin (dB)	Peak Limit (dBuV/m)	PK Margin (dB)	Azimuth (Degs)	Height (cm)	Polarity
1	* 2.38999	54.03	Pk	31.9	-21.1	64.83	-	-	74	-9.17	138	116	H
2	* 2.38991	57.6	Pk	31.9	-21.1	68.4	-	-	74	-5.6	138	116	H
3	* 2.38999	38.47	RMS	31.9	-21.1	49.27	54	-4.73	-	-	138	116	H
4	* 2.3899	39.33	RMS	31.9	-21.1	50.13	54	-3.87	-	-	138	116	H

* - indicates frequency in CFR47 Pt 15 / IC RSS-Restricted Band
Pk - Peak detector
RMS - RMS detection

UL VERIFICATION SERVICES INC.
47173 Benicia Street, Fremont, CA 94538; USA TEL:(510) 319-4000 FAX:(510) 661-0888
This report shall not be reproduced except in full, without the written approval of UL Verification Services Inc.

VERTICAL RESULT

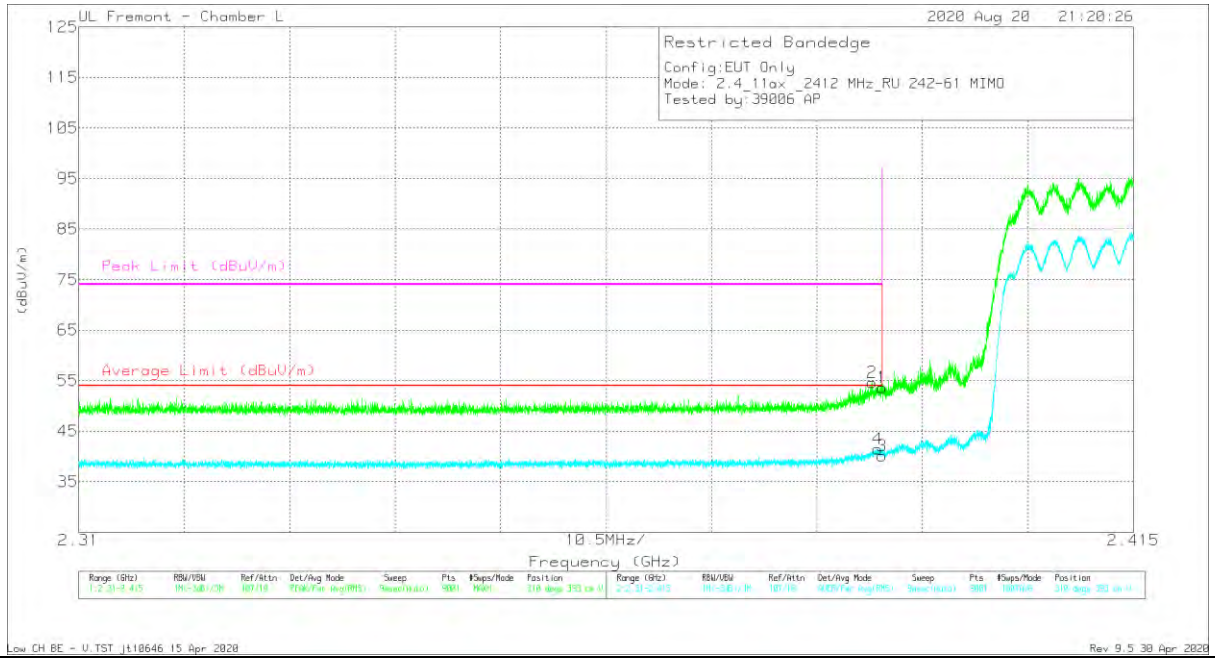

Marker	Frequency (GHz)	Meter Reading (dBuV)	Det	AF 344 (dB/m)	Amp/Cbl/Fltr/Pad (dB)	Corrected Reading (dBuV/m)	Average Limit (dBuV/m)	Margin (dB)	Peak Limit (dBuV/m)	PK Margin (dB)	Azimuth (Degs)	Height (cm)	Polarity
1	* 2.38999	42.87	Pk	31.9	-21.1	53.67	-	-	74	-20.33	310	393	V
2	* 2.38897	43.83	Pk	31.9	-21.1	54.63	-	-	74	-19.37	310	393	V
3	* 2.38999	29.28	RMS	31.9	-21.1	40.08	54	-13.92	-	-	310	393	V
4	* 2.38955	30.72	RMS	31.9	-21.1	41.52	54	-12.48	-	-	310	393	V

* - indicates frequency in CFR47 Pt 15 / IC RSS-Restricted Band
Pk - Peak detector
RMS - RMS detection

UL VERIFICATION SERVICES INC.
47173 Benicia Street, Fremont, CA 94538; USA TEL:(510) 319-4000 FAX:(510) 661-0888
This report shall not be reproduced except in full, without the written approval of UL Verification Services Inc.

BANDEDGE (LOW CHANNEL, CH 2)

HORIZONTAL RESULT

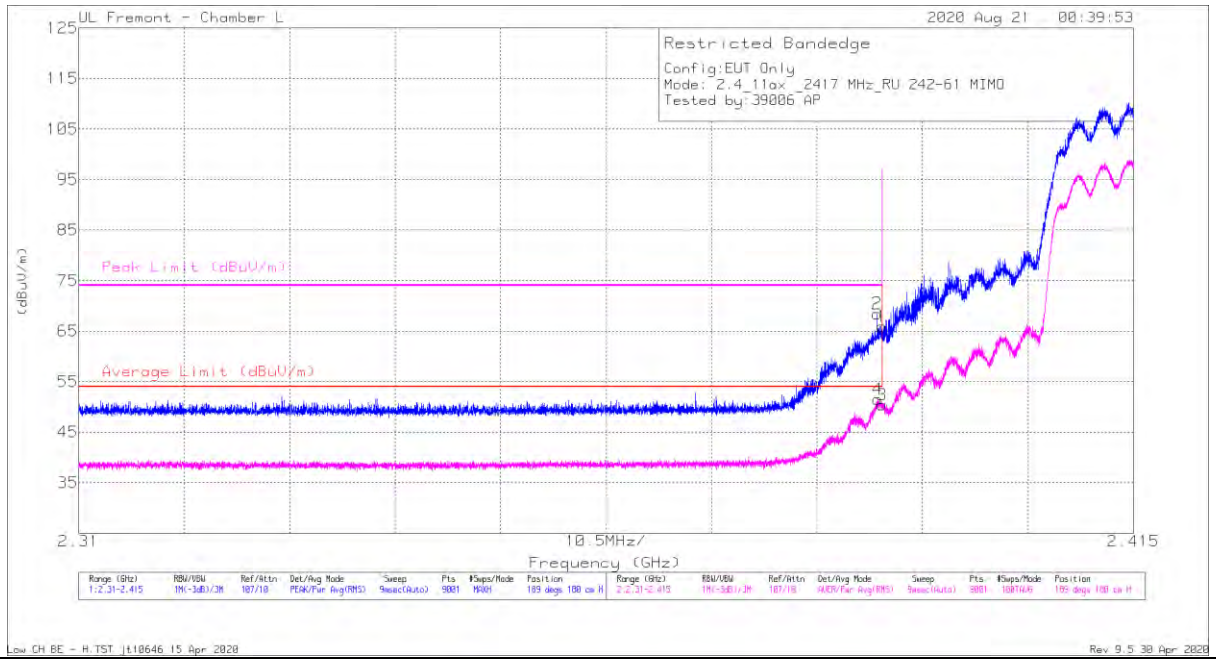

Marker	Frequency (GHz)	Meter Reading (dBuV)	Det	AF 344 (dB/m)	Amp/Cbl/Fltr/Pad (dB)	Corrected Reading (dBuV/m)	Average Limit (dBuV/m)	Margin (dB)	Peak Limit (dBuV/m)	PK Margin (dB)	Azimuth (Degs)	Height (cm)	Polarity
1	* 2.38999	55.18	Pk	31.9	-21.1	65.98	-	-	74	-8.02	189	180	H
2	* 2.38948	57.68	Pk	31.9	-21.1	68.48	-	-	74	-5.52	189	180	H
3	* 2.38999	39.65	RMS	31.9	-21.1	50.45	54	-3.55	-	-	189	180	H
4	* 2.38957	40.72	RMS	31.9	-21.1	51.52	54	-2.48	-	-	189	180	H

* - indicates frequency in CFR47 Pt 15 / IC RSS-Restricted Band
Pk - Peak detector
RMS - RMS detection

UL VERIFICATION SERVICES INC.
47173 Benicia Street, Fremont, CA 94538; USA TEL:(510) 319-4000 FAX:(510) 661-0888
This report shall not be reproduced except in full, without the written approval of UL Verification Services Inc.

VERTICAL RESULT

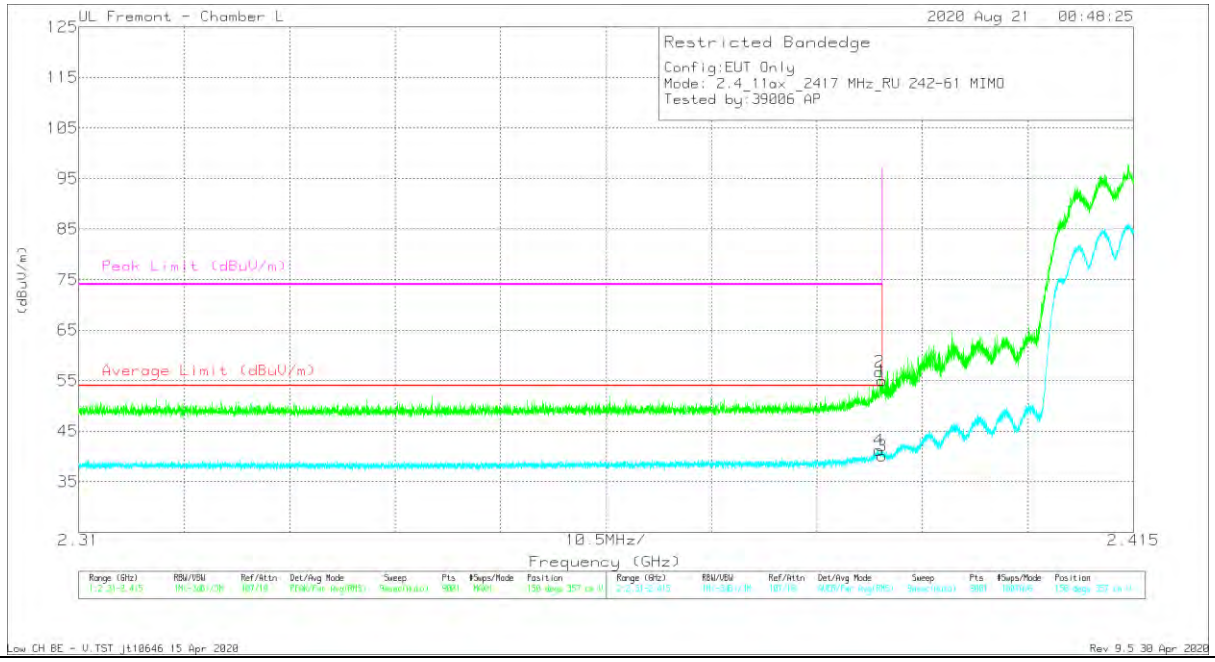

Marker	Frequency (GHz)	Meter Reading (dBuV)	Det	AF 344 (dB/m)	Amp/Cbl/Fltr/Pad (dB)	Corrected Reading (dBuV/m)	Average Limit (dBuV/m)	Margin (dB)	Peak Limit (dBuV/m)	PK Margin (dB)	Azimuth (Degs)	Height (cm)	Polarity
1	* 2.38999	44.18	Pk	31.9	-21.1	54.98	-	-	74	-19.02	150	357	V
2	* 2.38973	45.9	Pk	31.9	-21.1	56.7	-	-	74	-17.3	150	357	V
3	* 2.38999	29.3	RMS	31.9	-21.1	40.1	54	-13.9	-	-	150	357	V
4	* 2.38969	30.48	RMS	31.9	-21.1	41.28	54	-12.72	-	-	150	357	V

* - indicates frequency in CFR47 Pt 15 / IC RSS-Restricted Band
Pk - Peak detector
RMS - RMS detection

UL VERIFICATION SERVICES INC.
47173 Benicia Street, Fremont, CA 94538; USA TEL:(510) 319-4000 FAX:(510) 661-0888
This report shall not be reproduced except in full, without the written approval of UL Verification Services Inc.

BANDEDGE (LOW CHANNEL, CH 3)

HORIZONTAL RESULT

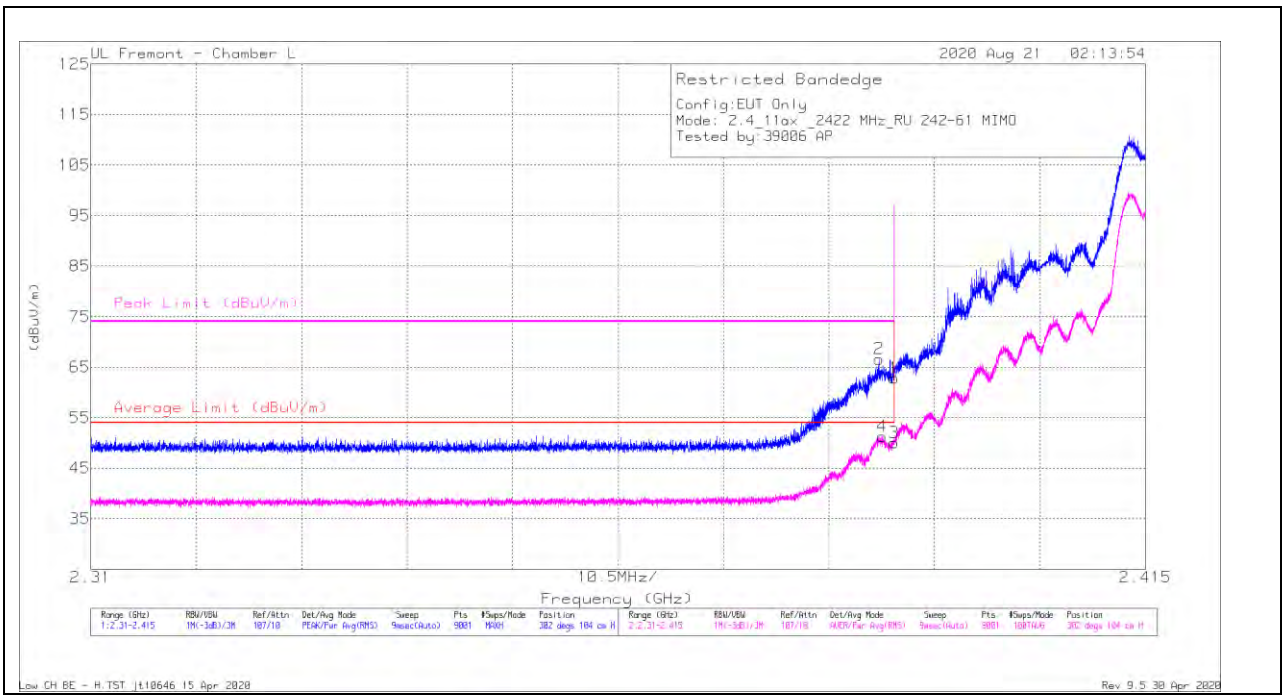

Marker	Frequency (GHz)	Meter Reading (dBuV)	Det	AF 344 (dB/m)	Amp/Cbl/Fltr/Pad (dB)	Corrected Reading (dBuV/m)	Average Limit (dBuV/m)	Margin (dB)	Peak Limit (dBuV/m)	PK Margin (dB)	Azimuth (Degs)	Height (cm)	Polarity
1	* 2.38999	52	Pk	31.9	-21.1	62.8	-	-	74	-11.2	302	104	H
2	* 2.38847	55.82	Pk	31.9	-21.1	66.62	-	-	74	-7.38	302	104	H
3	* 2.38999	39.29	RMS	31.9	-21.1	50.09	54	-3.91	-	-	302	104	H
4	* 2.38879	40.43	RMS	31.9	-21.1	51.23	54	-2.77	-	-	302	104	H

* - indicates frequency in CFR47 Pt 15 / IC RSS-Restricted Band
Pk - Peak detector
RMS - RMS detection

UL VERIFICATION SERVICES INC.
47173 Benicia Street, Fremont, CA 94538; USA TEL:(510) 319-4000 FAX:(510) 661-0888
This report shall not be reproduced except in full, without the written approval of UL Verification Services Inc.

VERTICAL RESULT

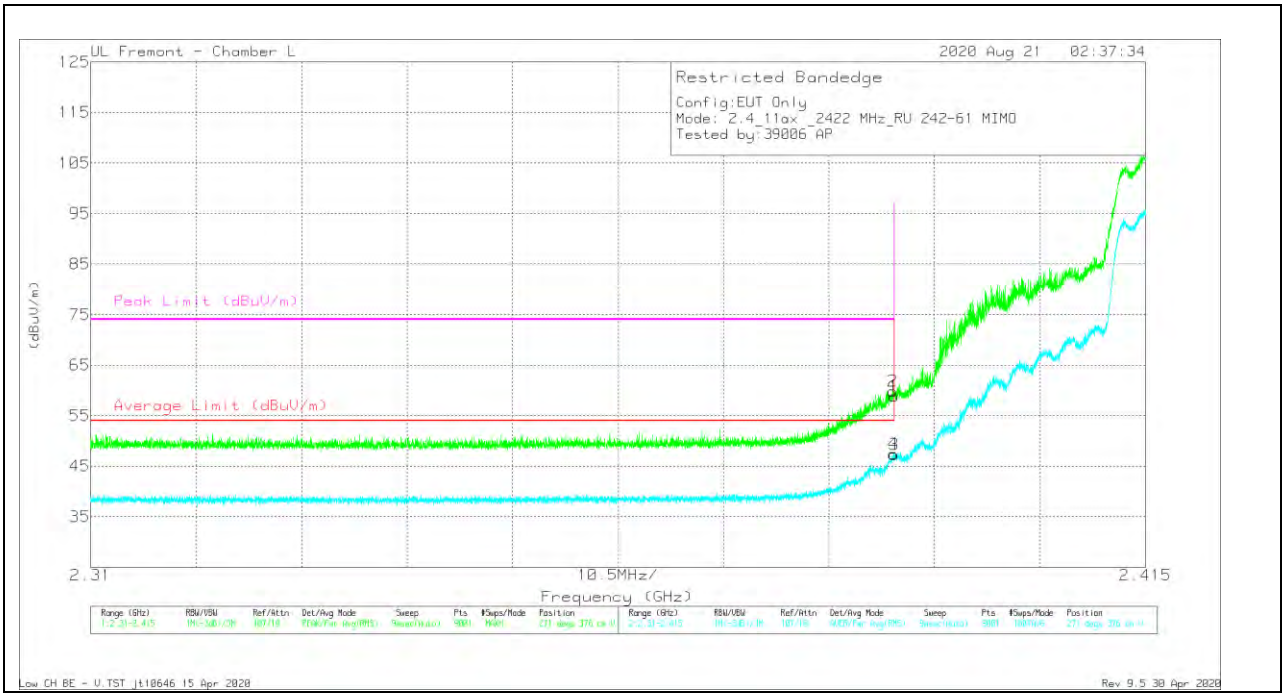

Marker	Frequency (GHz)	Meter Reading (dBuV)	Det	AF 344 (dB/m)	Amp/Cbl/Fltr/Pad (dB)	Corrected Reading (dBuV/m)	Average Limit (dBuV/m)	Margin (dB)	Peak Limit (dBuV/m)	PK Margin (dB)	Azimuth (Degs)	Height (cm)	Polarity
1	* 2.38999	48.1	Pk	31.9	-21.1	58.9	-	-	74	-15.1	271	376	V
2	* 2.38987	49.02	Pk	31.9	-21.1	59.82	-	-	74	-14.18	271	376	V
3	* 2.38999	36.5	RMS	31.9	-21.1	47.3	54	-6.7	-	-	271	376	V
4	* 2.38993	36.63	RMS	31.9	-21.1	47.43	54	-6.57	-	-	271	376	V

* - indicates frequency in CFR47 Pt 15 / IC RSS-Restricted Band
Pk - Peak detector
RMS - RMS detection

UL VERIFICATION SERVICES INC.
47173 Benicia Street, Fremont, CA 94538; USA TEL:(510) 319-4000 FAX:(510) 661-0888
This report shall not be reproduced except in full, without the written approval of UL Verification Services Inc.

BANDEDGE (LOW CHANNEL, CH 4)

HORIZONTAL RESULT

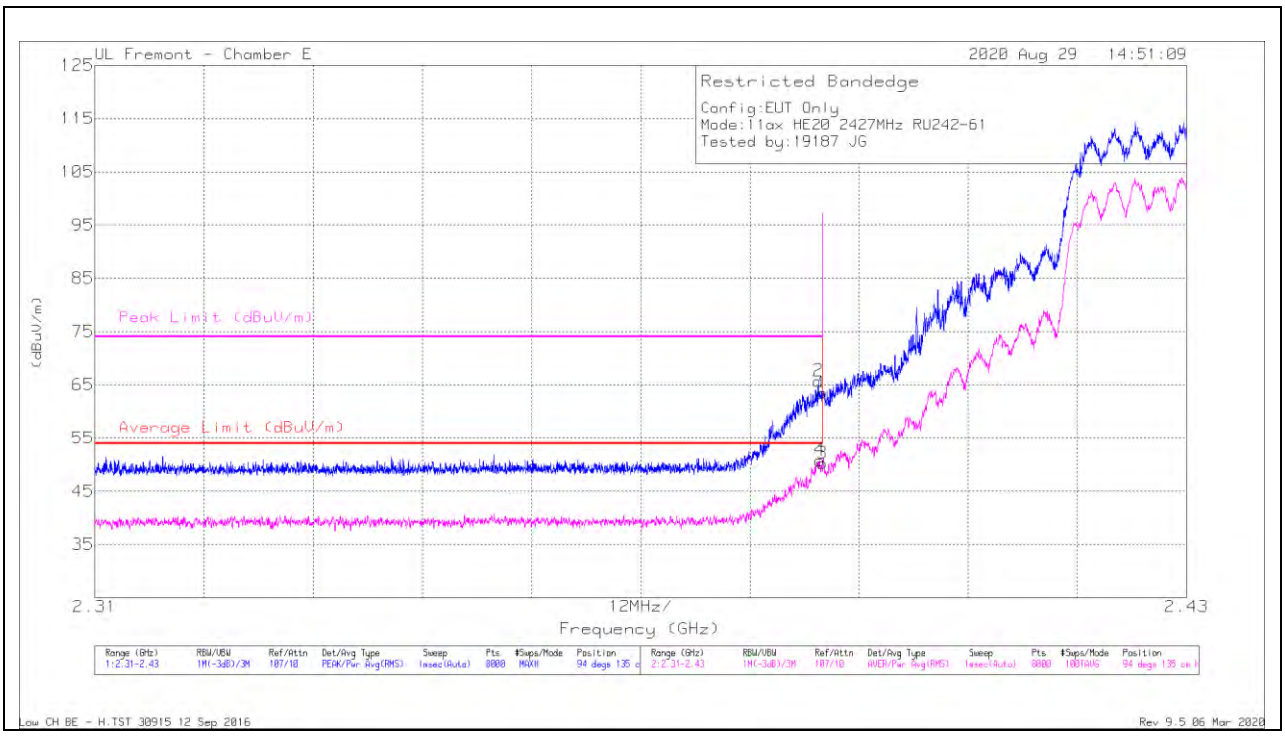

Marker	Frequency (GHz)	Meter Reading (dBuV)	Det	AF T712 (dB/m)	Amp/Cbl/Fltr/Pad (dB)	Corrected Reading (dBuV/m)	Average Limit (dBuV/m)	Margin (dB)	Peak Limit (dBuV/m)	PK Margin (dB)	Azimuth (Degs)	Height (cm)	Polarity
1	* 2.38999	57.68	Pk	32.2	-26.4	63.48	-	-	74	-10.52	94	135	H
2	* 2.38953	59.93	Pk	32.2	-26.4	65.73	-	-	74	-8.27	94	135	H
3	* 2.38999	44.48	RMS	32.2	-26.4	50.28	54	-3.72	-	-	94	135	H
4	* 2.38966	45.02	RMS	32.2	-26.4	50.82	54	-3.18	-	-	94	135	H

* - indicates frequency in CFR47 Pt 15 / IC RSS-Restricted Band
Pk - Peak detector
RMS - RMS detection

UL VERIFICATION SERVICES INC.
47173 Benicia Street, Fremont, CA 94538; USA TEL:(510) 319-4000 FAX:(510) 661-0888
This report shall not be reproduced except in full, without the written approval of UL Verification Services Inc.

VERTICAL RESULT

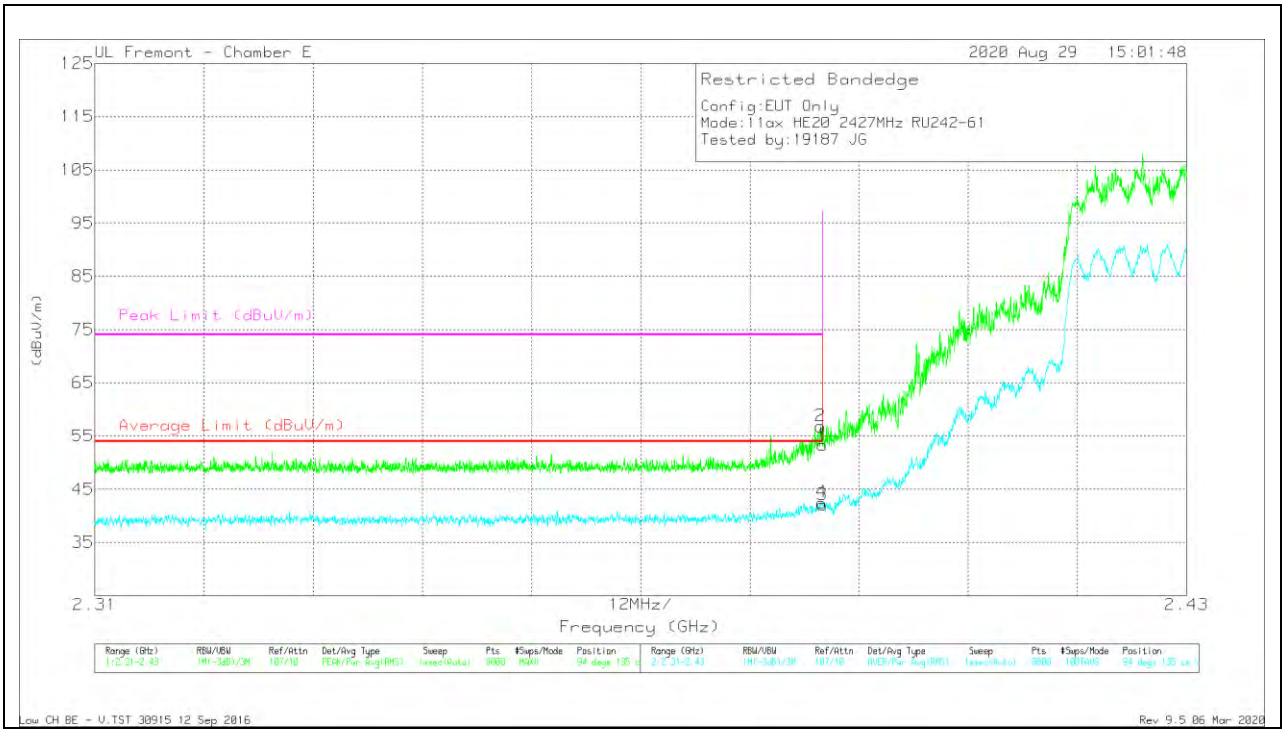

Marker	Frequency (GHz)	Meter Reading (dBuV)	Det	AF T712 (dB/m)	Amp/Cbl/Fltr/Pad (dB)	Corrected Reading (dBuV/m)	Average Limit (dBuV/m)	Margin (dB)	Peak Limit (dBuV/m)	PK Margin (dB)	Azimuth (Degs)	Height (cm)	Polarity
1	* 2.38999	47.52	Pk	32.2	-26.4	53.32	-	-	74	-20.68	94	135	V
2	* 2.38974	51.05	Pk	32.2	-26.4	56.85	-	-	74	-17.15	94	135	V
3	* 2.38999	36.27	RMS	32.2	-26.4	42.07	54	-11.93	-	-	94	135	V
4	* 2.38992	36.71	RMS	32.2	-26.4	42.51	54	-11.49	-	-	94	135	V

* - indicates frequency in CFR47 Pt 15 / IC RSS-Restricted Band
Pk - Peak detector
RMS - RMS detection

UL VERIFICATION SERVICES INC.
47173 Benicia Street, Fremont, CA 94538; USA TEL:(510) 319-4000 FAX:(510) 661-0888
This report shall not be reproduced except in full, without the written approval of UL Verification Services Inc.

BANDEDGE (LOW CHANNEL, CH 9)

HORIZONTAL RESULT

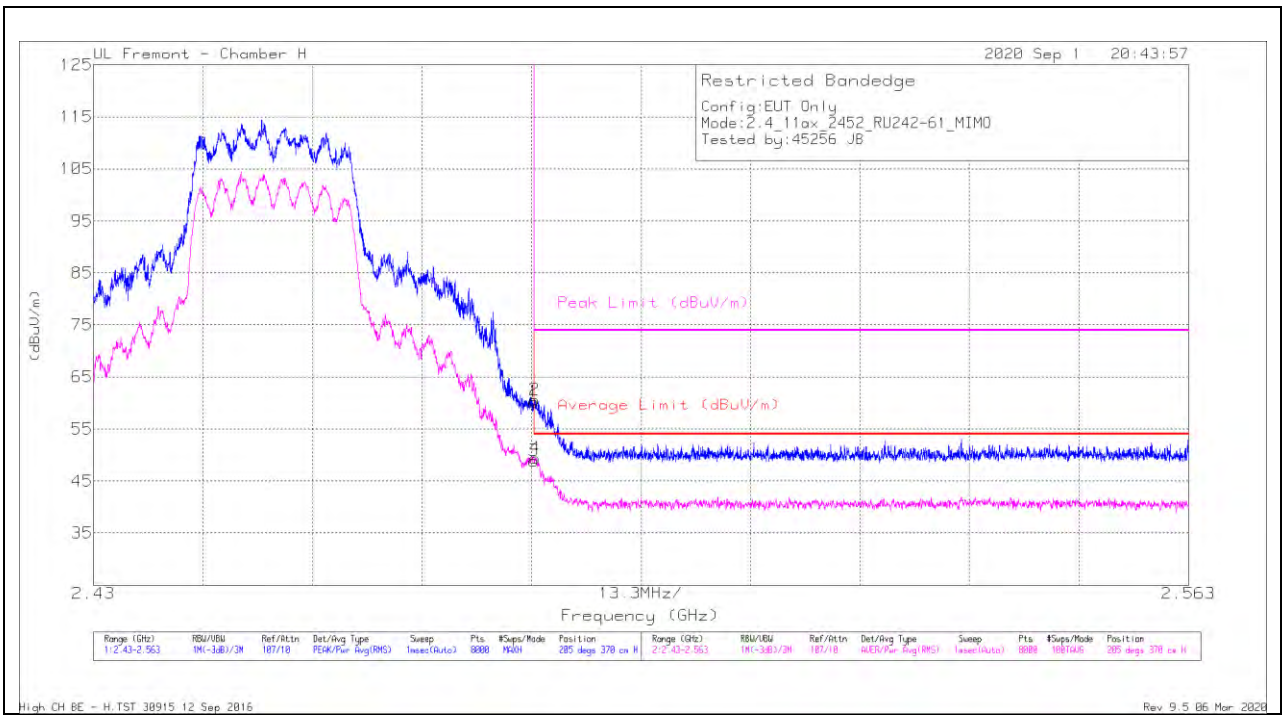

Marker	Frequency (GHz)	Meter Reading (dBuV)	Det	AF T862 (dB/m)	Amp/Cbl/Fltr/Pad (dB)	DC Corr (dB)	Corrected Reading (dBuV/m)	Average Limit (dBuV/m)	Margin (dB)	Peak Limit (dBuV/m)	PK Margin (dB)	Azimuth (Degs)	Height (cm)	Polarity
1	* 2.48351	51.63	Pk	32.3	-23.7	0	60.23	-	-	74	-13.77	205	370	H
2	* 2.48361	51.97	Pk	32.3	-23.7	0	60.57	-	-	74	-13.43	205	370	H
3	* 2.48351	40.24	RMS	32.3	-23.7	0	48.84	54	-5.16	-	-	205	370	H
4	* 2.48366	40.82	RMS	32.3	-23.7	0	49.42	54	-4.58	-	-	205	370	H

* - indicates frequency in CFR47 Pt 15 / IC RSS-Restricted Band
Pk - Peak detector
RMS - RMS detection

UL VERIFICATION SERVICES INC.
47173 Benicia Street, Fremont, CA 94538; USA TEL:(510) 319-4000 FAX:(510) 661-0888
This report shall not be reproduced except in full, without the written approval of UL Verification Services Inc.

VERTICAL RESULT

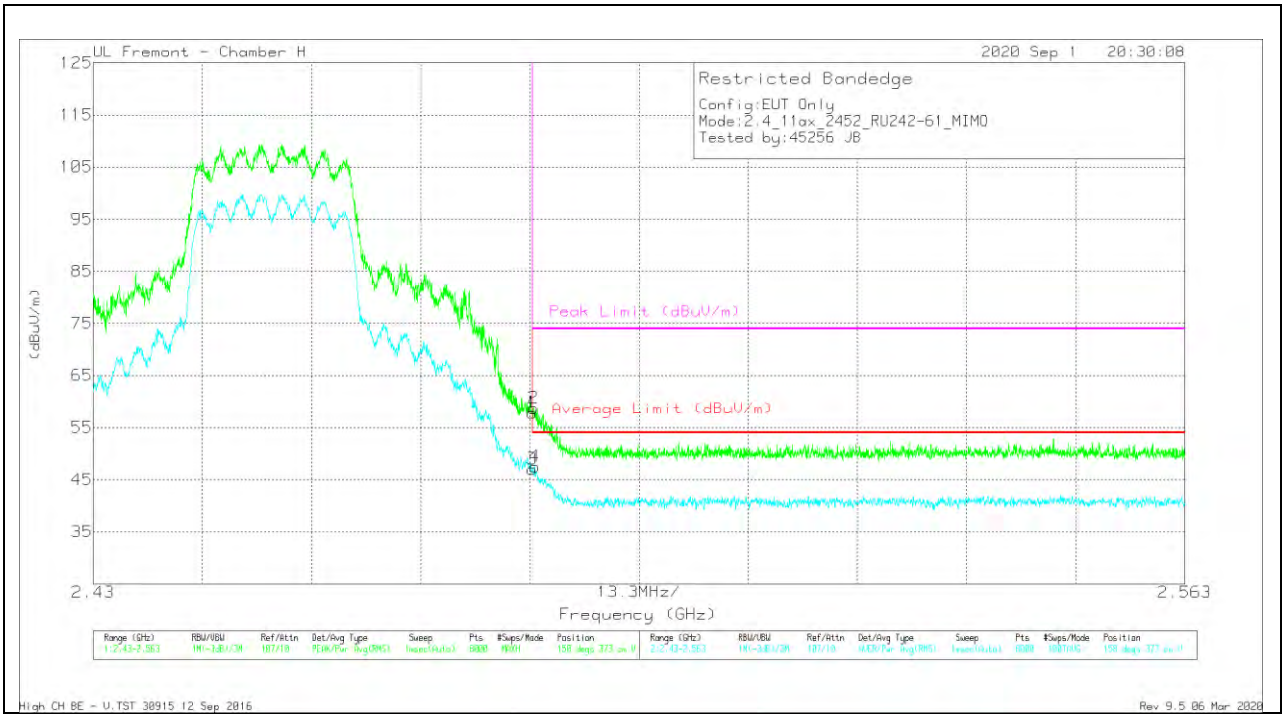

Marker	Frequency (GHz)	Meter Reading (dBuV)	Det	AF T862 (dB/m)	Amp/Cbl/Fltr/Pad (dB)	DC Corr (dB)	Corrected Reading (dBuV/m)	Average Limit (dBuV/m)	Margin (dB)	Peak Limit (dBuV/m)	PK Margin (dB)	Azimuth (Degs)	Height (cm)	Polarity
1	* 2.48351	49.28	Pk	32.3	-23.7	0	57.88	-	-	74	-16.12	158	373	V
2	* 2.48362	50.14	Pk	32.3	-23.7	0	58.74	-	-	74	-15.26	158	373	V
3	* 2.48351	38.42	RMS	32.3	-23.7	0	47.02	54	-6.98	-	-	158	373	V
4	* 2.48377	38.88	RMS	32.3	-23.7	0	47.48	54	-6.52	-	-	158	373	V

* - indicates frequency in CFR47 Pt 15 / IC RSS-Restricted Band
Pk - Peak detector
RMS - RMS detection

UL VERIFICATION SERVICES INC.
47173 Benicia Street, Fremont, CA 94538; USA TEL:(510) 319-4000 FAX:(510) 661-0888
This report shall not be reproduced except in full, without the written approval of UL Verification Services Inc.

BANDEDGE (HIGH CHANNEL, CH 10)

HORIZONTAL RESULT

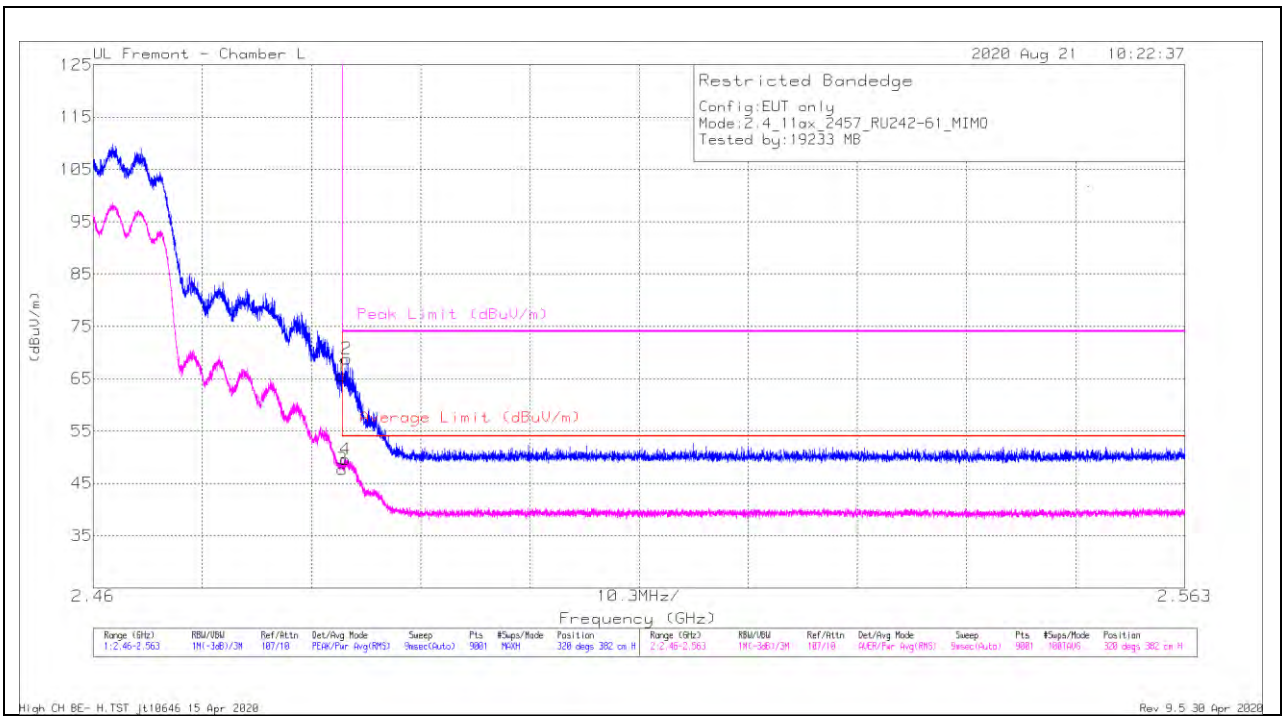

Marker	Frequency (GHz)	Meter Reading (dBuV)	Det	AF 344 (dB/m)	Amp/Cbl/Fltr/Pad (dB)	Corrected Reading (dBuV/m)	Average Limit (dBuV/m)	Margin (dB)	Peak Limit (dBuV/m)	PK Margin (dB)	Azimuth (Degs)	Height (cm)	Polarity
1	* 2.48351	54.21	Pk	32.3	-20.9	65.61	-	-	74	-8.39	320	382	H
2	* 2.48395	57.34	Pk	32.3	-20.9	68.74	-	-	74	-5.26	320	382	H
3	* 2.48351	36.33	RMS	32.3	-20.9	47.73	54	-6.27	-	-	320	382	H
4	* 2.48383	38.19	RMS	32.3	-20.9	49.59	54	-4.41	-	-	320	382	H

* - indicates frequency in CFR47 Pt 15 / IC RSS-Restricted Band
Pk - Peak detector
RMS - RMS detection

UL VERIFICATION SERVICES INC.
47173 Benicia Street, Fremont, CA 94538; USA TEL:(510) 319-4000 FAX:(510) 661-0888
This report shall not be reproduced except in full, without the written approval of UL Verification Services Inc.

VERTICAL RESULT

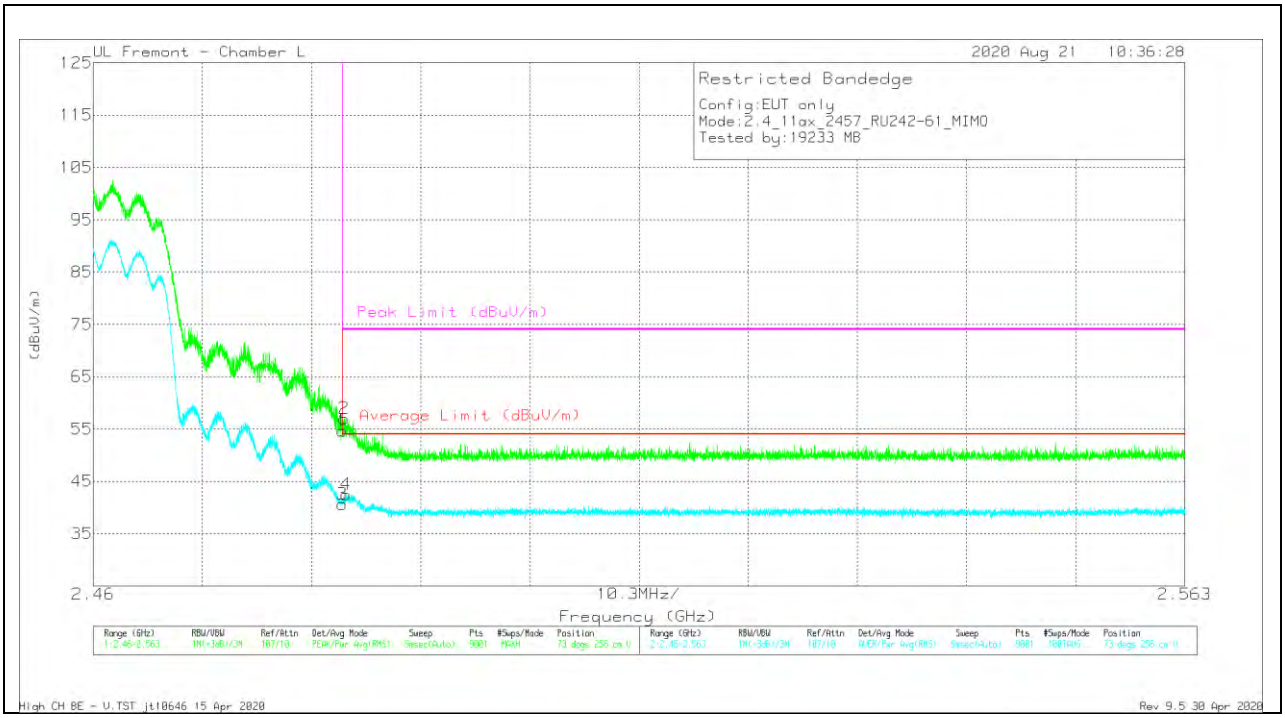

Marker	Frequency (GHz)	Meter Reading (dBuV)	Det	AF 344 (dB/m)	Amp/Cbl/Fltr/Pad (dB)	Corrected Reading (dBuV/m)	Average Limit (dBuV/m)	Margin (dB)	Peak Limit (dBuV/m)	PK Margin (dB)	Azimuth (Degs)	Height (cm)	Polarity
1	* 2.48351	43.18	Pk	32.3	-20.9	54.58	-	-	74	-19.42	73	256	V
2	* 2.48369	45.62	Pk	32.3	-20.9	57.02	-	-	74	-16.98	73	256	V
3	* 2.48351	29.22	RMS	32.3	-20.9	40.62	54	-13.38	-	-	73	256	V
4	* 2.48387	31.1	RMS	32.3	-20.9	42.5	54	-11.5	-	-	73	256	V

* - indicates frequency in CFR47 Pt 15 / IC RSS-Restricted Band
Pk - Peak detector
RMS - RMS detection

UL VERIFICATION SERVICES INC.
47173 Benicia Street, Fremont, CA 94538; USA TEL:(510) 319-4000 FAX:(510) 661-0888
This report shall not be reproduced except in full, without the written approval of UL Verification Services Inc.

BANDEDGE (HIGH CHANNEL, CH 11)

HORIZONTAL RESULT

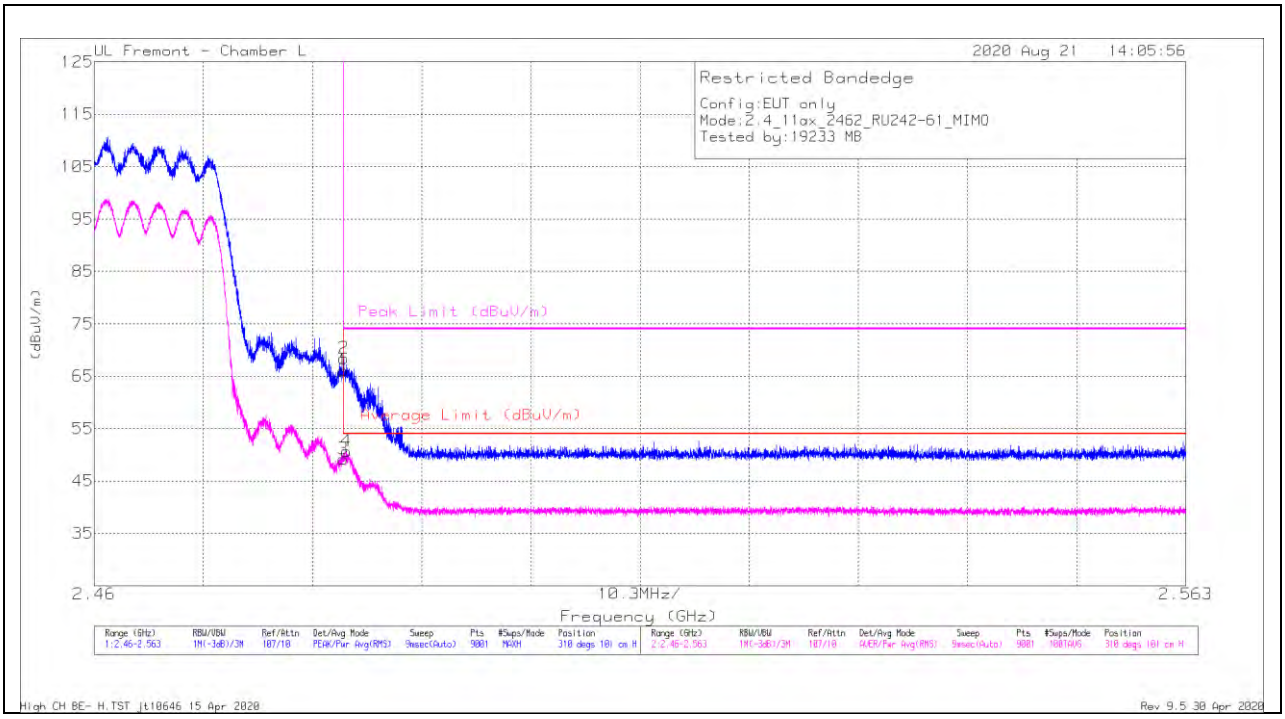

Marker	Frequency (GHz)	Meter Reading (dBuV)	Det	AF 344 (dB/m)	Amp/Cbl/Fltr/Pad (dB)	Corrected Reading (dBuV/m)	Average Limit (dBuV/m)	Margin (dB)	Peak Limit (dBuV/m)	PK Margin (dB)	Azimuth (Degs)	Height (cm)	Polarity
1	* 2.48351	54.64	Pk	32.3	-20.9	66.04	-	-	74	-7.96	310	101	H
2	* 2.48354	57	Pk	32.3	-20.9	68.4	-	-	74	-5.6	310	101	H
3	* 2.48351	37.76	RMS	32.3	-20.9	49.16	54	-4.84	-	-	310	101	H
4	* 2.48382	39.25	RMS	32.3	-20.9	50.65	54	-3.35	-	-	310	101	H

* - indicates frequency in CFR47 Pt 15 / IC RSS-Restricted Band
Pk - Peak detector
RMS - RMS detection

UL VERIFICATION SERVICES INC.
47173 Benicia Street, Fremont, CA 94538; USA TEL:(510) 319-4000 FAX:(510) 661-0888
This report shall not be reproduced except in full, without the written approval of UL Verification Services Inc.

VERTICAL RESULT

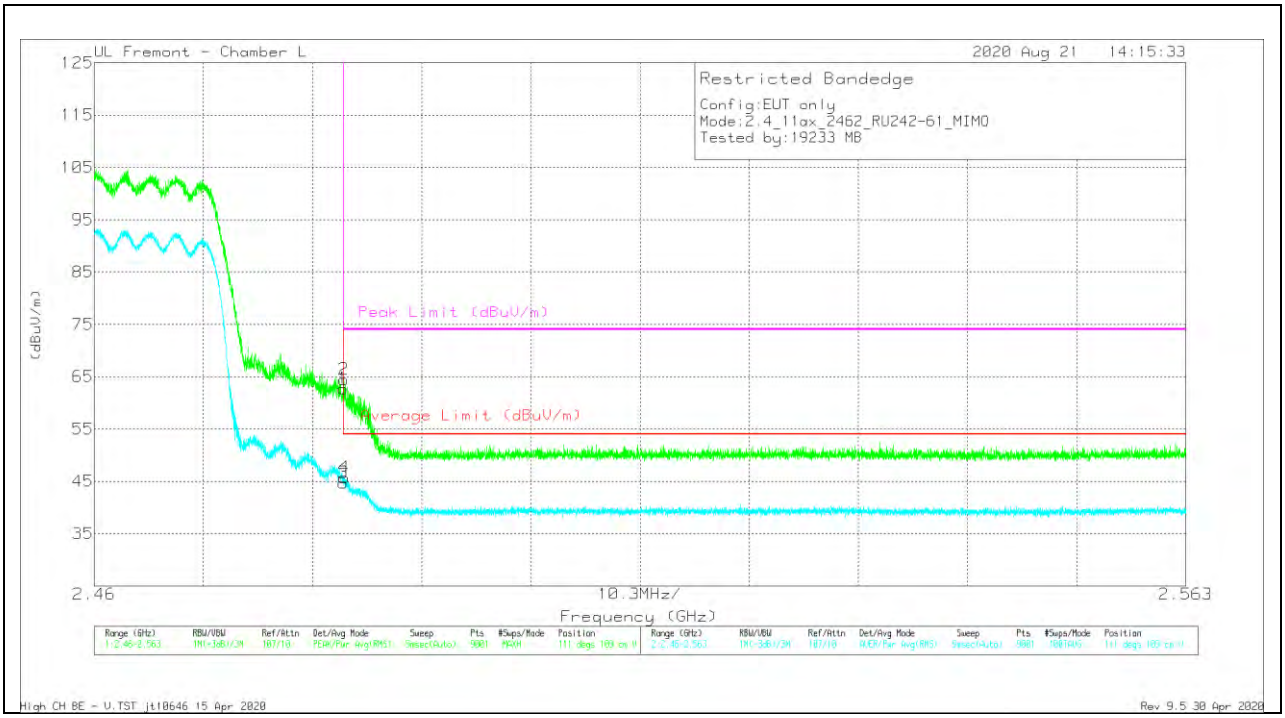

Marker	Frequency (GHz)	Meter Reading (dBuV)	Det	AF 344 (dB/m)	Amp/Cbl/Fltr/Pad (dB)	Corrected Reading (dBuV/m)	Average Limit (dBuV/m)	Margin (dB)	Peak Limit (dBuV/m)	PK Margin (dB)	Azimuth (Degs)	Height (cm)	Polarity
1	* 2.48351	51.3	Pk	32.3	-20.9	62.7	-	-	74	-11.3	111	109	V
2	* 2.48354	53.07	Pk	32.3	-20.9	64.47	-	-	74	-9.53	111	109	V
3	* 2.48351	33.29	RMS	32.3	-20.9	44.69	54	-9.31	-	-	111	109	V
4	* 2.48359	34.31	RMS	32.3	-20.9	45.71	54	-8.29	-	-	111	109	V

* - indicates frequency in CFR47 Pt 15 / IC RSS-Restricted Band
Pk - Peak detector
RMS - RMS detection

UL VERIFICATION SERVICES INC.
47173 Benicia Street, Fremont, CA 94538; USA TEL:(510) 319-4000 FAX:(510) 661-0888
This report shall not be reproduced except in full, without the written approval of UL Verification Services Inc.

BANDEDGE (HIGH CHANNEL, CH 12)

HORIZONTAL RESULT

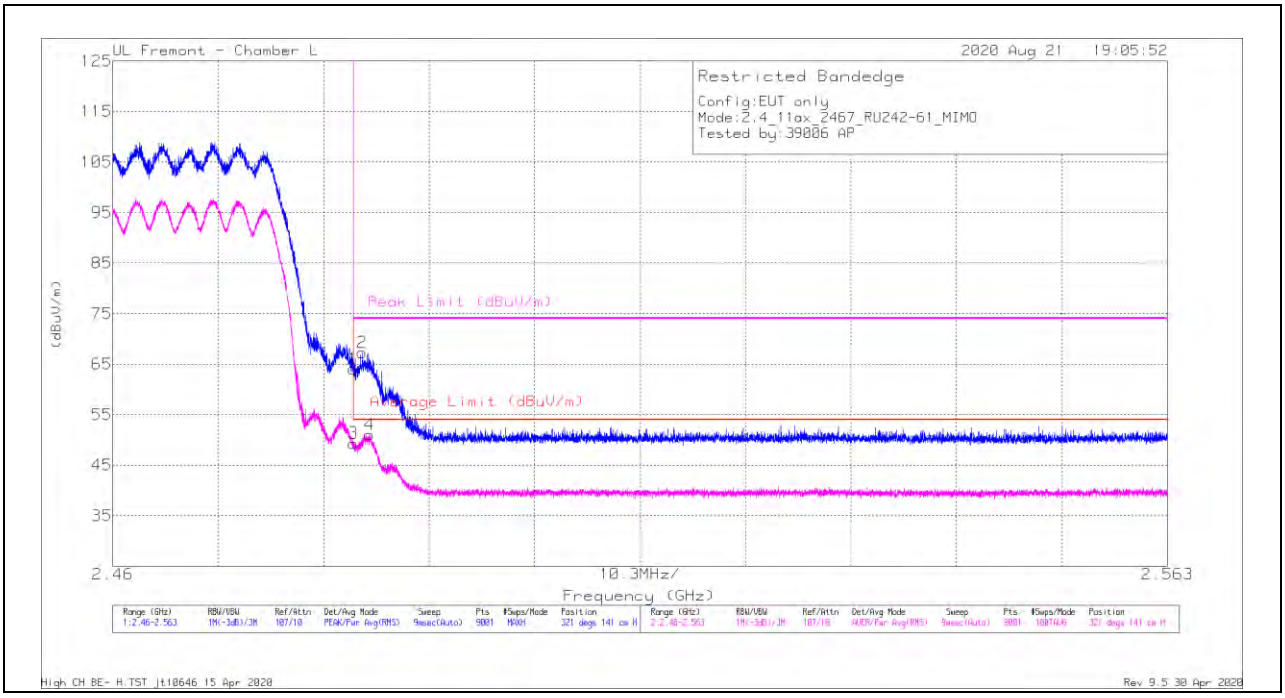

Marker	Frequency (GHz)	Meter Reading (dBuV)	Det	AF 344 (dB/m)	Amp/Cbl/Fltr/Pad (dB)	Corrected Reading (dBuV/m)	Average Limit (dBuV/m)	Margin (dB)	Peak Limit (dBuV/m)	PK Margin (dB)	Azimuth (Degs)	Height (cm)	Polarity
1	* 2.48351	52.65	Pk	32.3	-20.9	64.05	-	-	74	-9.95	321	141	H
2	* 2.48438	55.89	Pk	32.3	-20.9	67.29	-	-	74	-6.71	321	141	H
3	* 2.48351	37.96	RMS	32.3	-20.9	49.36	54	-4.64	-	-	321	141	H
4	* 2.48511	39.62	RMS	32.3	-20.9	51.02	54	-2.98	-	-	321	141	H

* - indicates frequency in CFR47 Pt 15 / IC RSS-Restricted Band
Pk - Peak detector
RMS - RMS detection

UL VERIFICATION SERVICES INC.
47173 Benicia Street, Fremont, CA 94538; USA TEL:(510) 319-4000 FAX:(510) 661-0888
This report shall not be reproduced except in full, without the written approval of UL Verification Services Inc.

VERTICAL RESULT

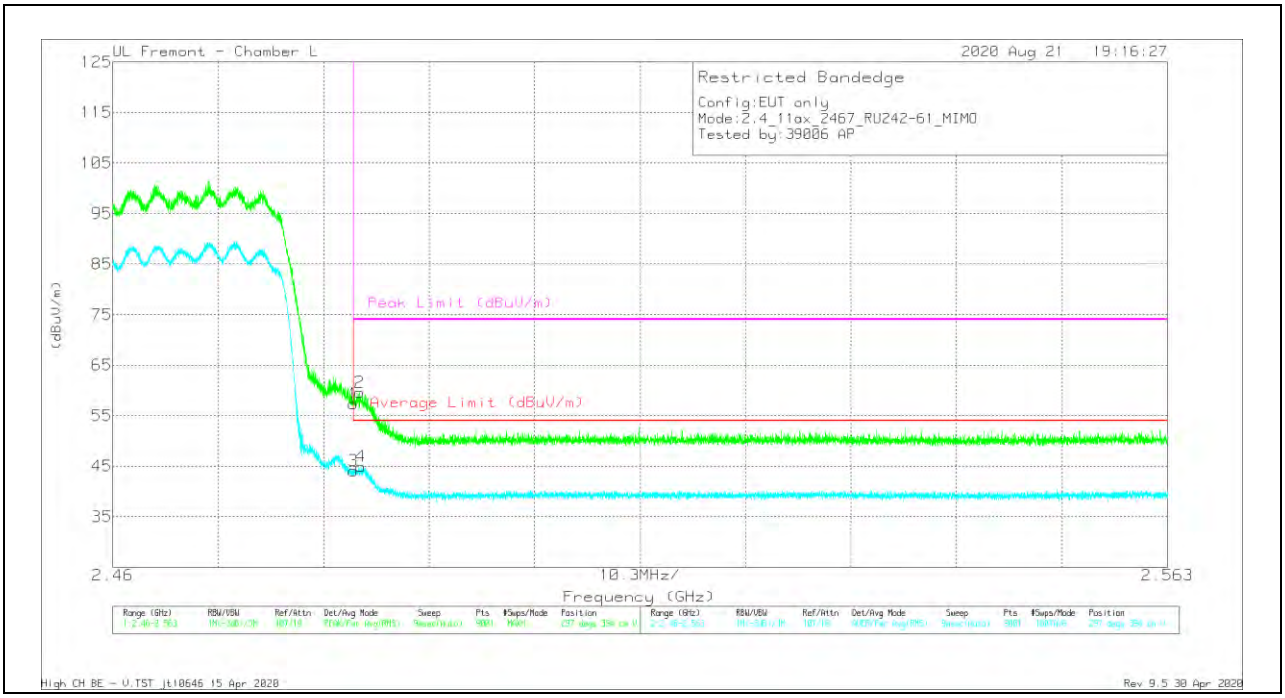

Marker	Frequency (GHz)	Meter Reading (dBuV)	Det	AF 344 (dB/m)	Amp/Cbl/Fltr/Pad (dB)	Corrected Reading (dBuV/m)	Average Limit (dBuV/m)	Margin (dB)	Peak Limit (dBuV/m)	PK Margin (dB)	Azimuth (Degs)	Height (cm)	Polarity
1	* 2.48351	45.99	Pk	32.3	-20.9	57.39	-	-	74	-16.61	297	394	V
2	* 2.48412	48.25	Pk	32.3	-20.9	59.65	-	-	74	-14.35	297	394	V
3	* 2.48351	32.7	RMS	32.3	-20.9	44.1	54	-9.9	-	-	297	394	V
4	* 2.48422	33.56	RMS	32.3	-20.9	44.96	54	-9.04	-	-	297	394	V

* - indicates frequency in CFR47 Pt 15 / IC RSS-Restricted Band
Pk - Peak detector
RMS - RMS detection

UL VERIFICATION SERVICES INC.
47173 Benicia Street, Fremont, CA 94538; USA TEL:(510) 319-4000 FAX:(510) 661-0888
This report shall not be reproduced except in full, without the written approval of UL Verification Services Inc.

BANDEDGE (HIGH CHANNEL, CH 13)

HORIZONTAL RESULT

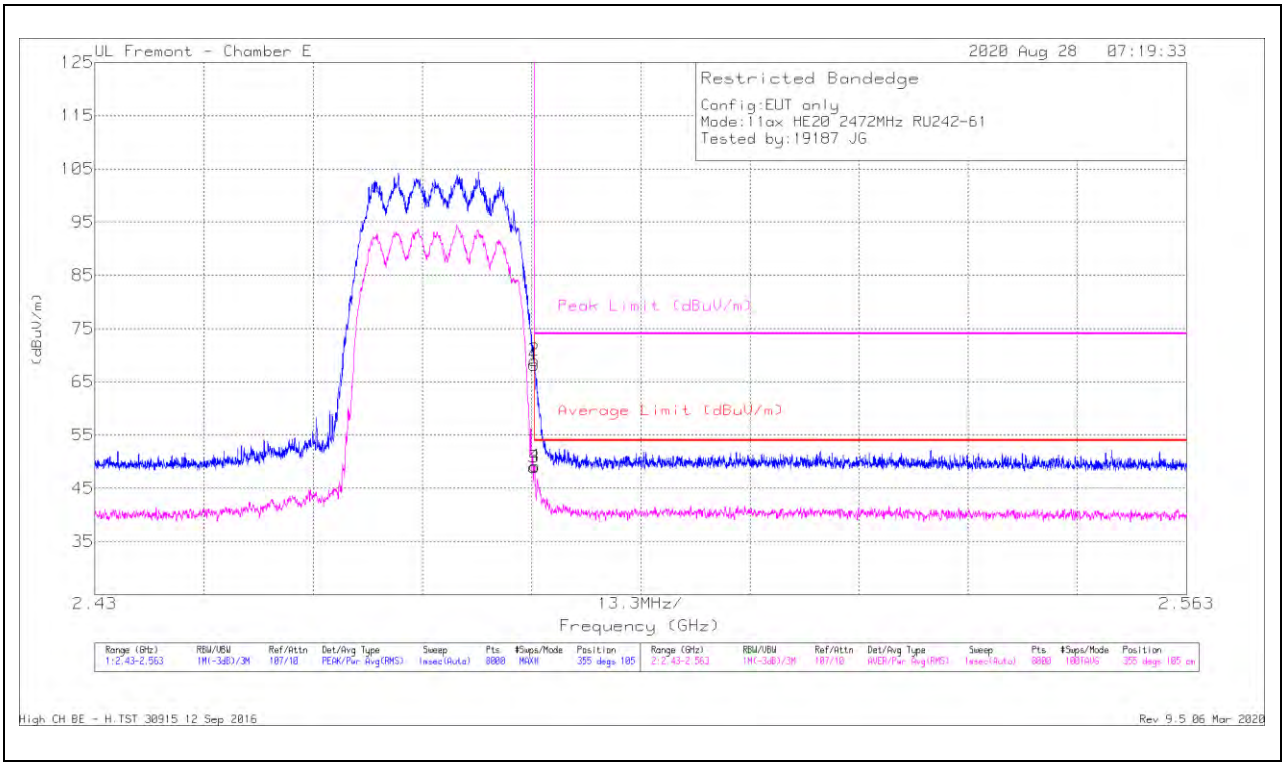

Marker	Frequency (GHz)	Meter Reading (dBuV)	Det	AF T712 (dB/m)	Amp/Cbl/Fltr/Pad (dB)	Corrected Reading (dBuV/m)	Average Limit (dBuV/m)	Margin (dB)	Peak Limit (dBuV/m)	PK Margin (dB)	Azimuth (Degs)	Height (cm)	Polarity
1	* 2.48351	61.92	Pk	32.8	-26.5	68.22	-	-	74	-5.78	355	105	H
2	* 2.48356	62.71	Pk	32.8	-26.5	69.01	-	-	74	-4.99	355	105	H
3	* 2.48351	42.64	RMS	32.8	-26.5	48.94	54	-5.06	-	-	355	105	H
4	* 2.48359	42.87	RMS	32.8	-26.5	49.17	54	-4.83	-	-	355	105	H

* - indicates frequency in CFR47 Pt 15 / IC RSS-Restricted Band
Pk - Peak detector
RMS - RMS detection

UL VERIFICATION SERVICES INC.
47173 Benicia Street, Fremont, CA 94538; USA TEL:(510) 319-4000 FAX:(510) 661-0888
This report shall not be reproduced except in full, without the written approval of UL Verification Services Inc.

VERTICAL RESULT

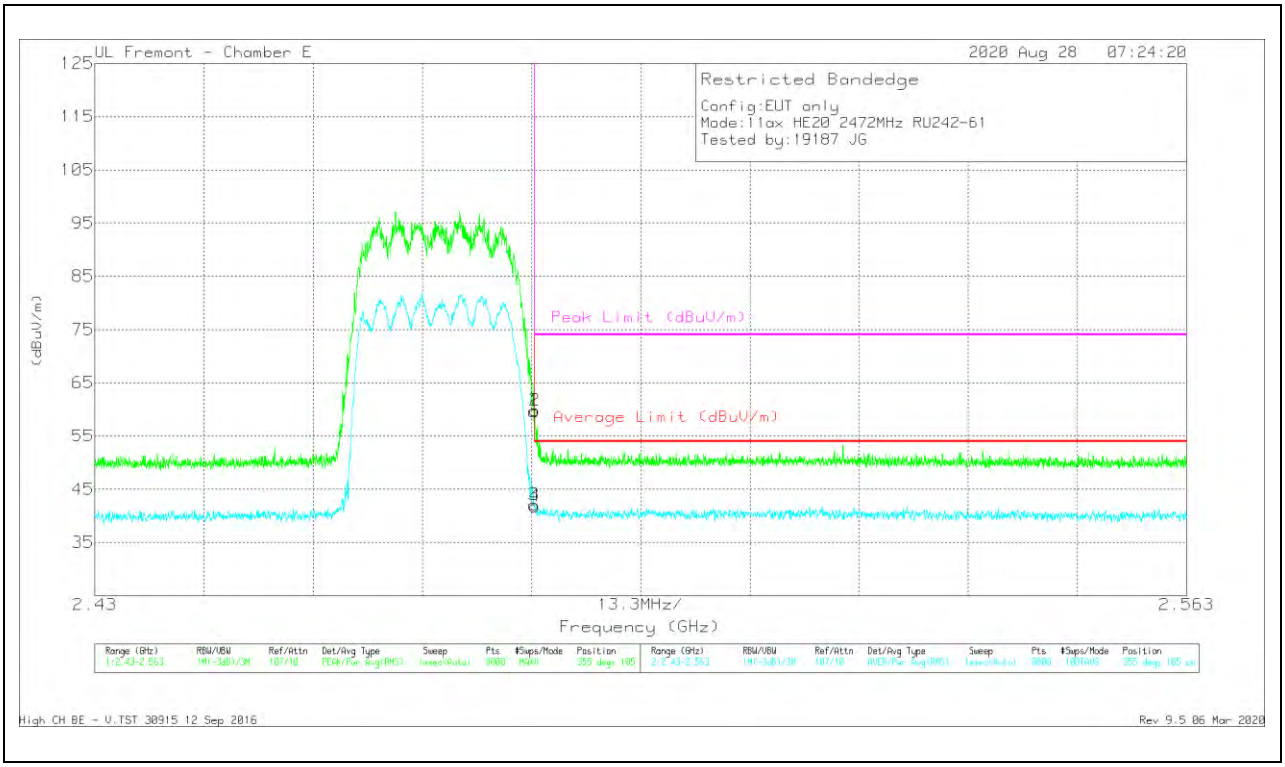

Marker	Frequency (GHz)	Meter Reading (dBuV)	Det	AF T712 (dB/m)	Amp/Cbl/Fltr/Pad (dB)	Corrected Reading (dBuV/m)	Average Limit (dBuV/m)	Margin (dB)	Peak Limit (dBuV/m)	PK Margin (dB)	Azimuth (Degs)	Height (cm)	Polarity
1	* 2.48351	53.36	Pk	32.8	-26.5	59.66	-	-	74	-14.34	355	105	V
2	* 2.48361	53.52	Pk	32.8	-26.5	59.82	-	-	74	-14.18	355	105	V
3	* 2.48351	35.79	RMS	32.8	-26.5	42.09	54	-11.91	-	-	355	105	V
4	* 2.48359	35.51	RMS	32.8	-26.5	41.81	54	-12.19	-	-	355	105	V

* - indicates frequency in CFR47 Pt 15 / IC RSS-Restricted Band
Pk - Peak detector
RMS - RMS detection

UL VERIFICATION SERVICES INC.
47173 Benicia Street, Fremont, CA 94538; USA TEL:(510) 319-4000 FAX:(510) 661-0888
This report shall not be reproduced except in full, without the written approval of UL Verification Services Inc.

HARMONICS AND SPURIOUS EMISSIONS

LOW CHANNEL, CH 1 RESULTS

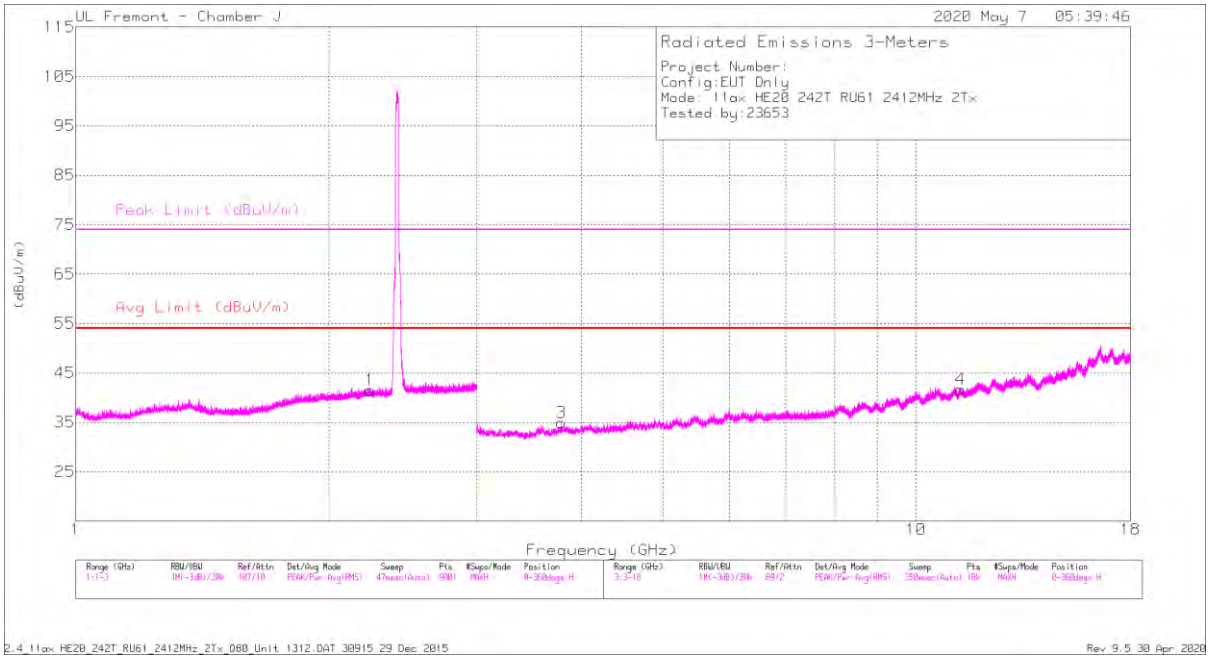

HORIZONTAL

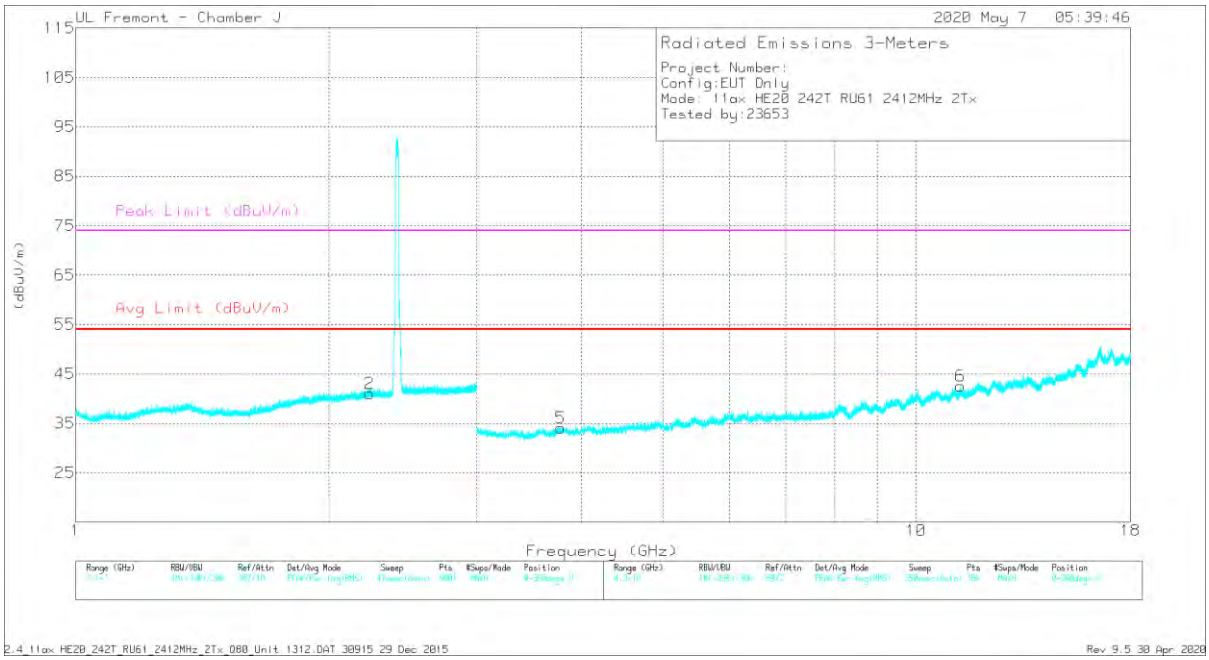

VERTICAL

UL VERIFICATION SERVICES INC.
47173 Benicia Street, Fremont, CA 94538; USA TEL:(510) 319-4000 FAX:(510) 661-0888
This report shall not be reproduced except in full, without the written approval of UL Verification Services Inc.

RADIATED EMISSIONS

Marker	Frequency (GHz)	Meter Reading (dBuV)	Det	AF T344 (dB/m)	Amp/Cbl/Fltr/Pad (dB)	Corrected Reading (dBuV/m)	Avg Limit (dBuV/m)	Margin (dB)	Peak Limit (dBuV/m)	PK Margin (dB)	Azimuth (Degs)	Height (cm)	Polarity
1	* 2.24122	43.52	PK2	31.7	-25.6	49.62	-	-	74	-24.38	215	234	H
	* 2.23898	32.93	MAv1	31.7	-25.5	39.13	54	-14.87	-	-	215	234	H
2	* 2.24003	43.84	PK2	31.7	-25.6	49.94	-	-	74	-24.06	276	212	V
	* 2.23785	33.12	MAv1	31.7	-25.5	39.32	54	-14.68	-	-	276	212	V
3	* 3.78329	41.98	PK2	33.5	-32.6	42.88	-	-	74	-31.12	204	174	H
	* 3.78139	31.17	MAv1	33.5	-32.6	32.07	54	-21.93	-	-	204	174	H
4	* 11.29699	34.7	PK2	38	-22.6	50.1	-	-	74	-23.9	149	254	H
	* 11.29683	24.11	MAv1	38	-22.5	39.61	54	-14.39	-	-	149	254	H
5	* 3.77471	40.88	PK2	33.4	-32.6	41.68	-	-	74	-32.32	222	146	V
	* 3.77499	30.59	MAv1	33.4	-32.6	31.39	54	-22.61	-	-	222	146	V
6	* 11.31163	34.09	PK2	38	-22.5	49.59	-	-	74	-24.41	105	223	V
	* 11.31092	23.5	MAv1	38	-22.5	39	54	-15	-	-	105	223	V

* - indicates frequency in CFR47 Pt 15 / IC RSS-Restricted Band
PK2 - KDB558074 Method: Maximum Peak
MAv1 - KDB558074 Option 1 Maximum RMS Average

UL VERIFICATION SERVICES INC.
47173 Benicia Street, Fremont, CA 94538; USA TEL:(510) 319-4000 FAX:(510) 661-0888
This report shall not be reproduced except in full, without the written approval of UL Verification Services Inc.

MID CHANNEL, CH 6 RESULTS

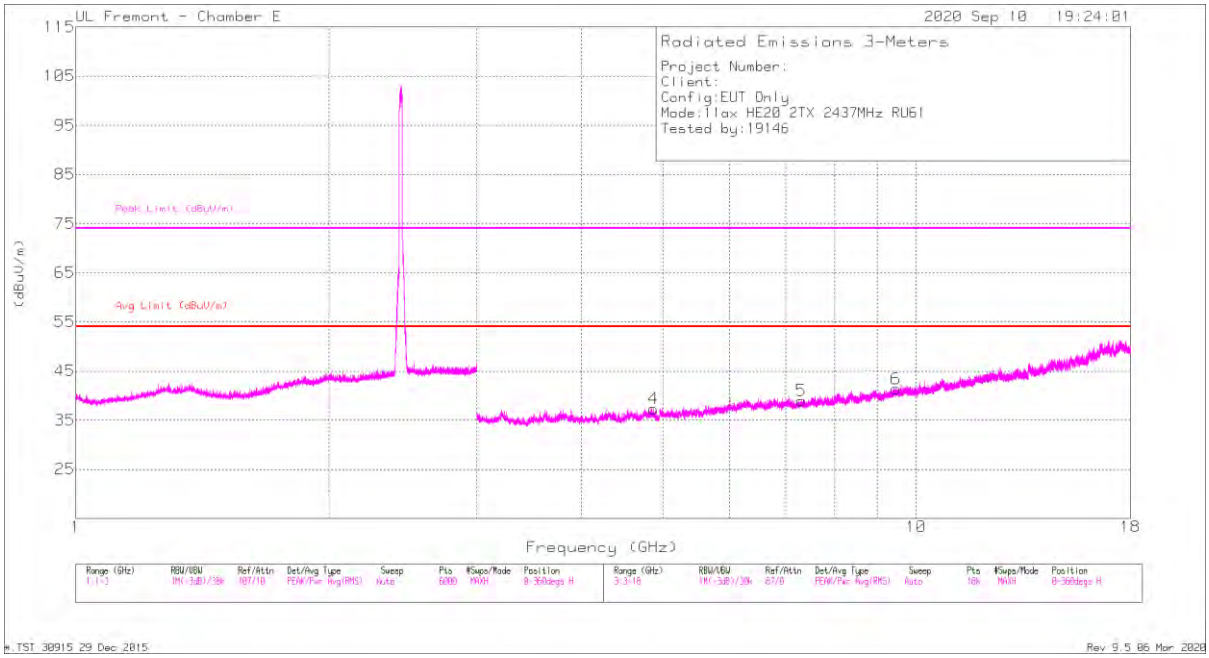

HORIZONTAL

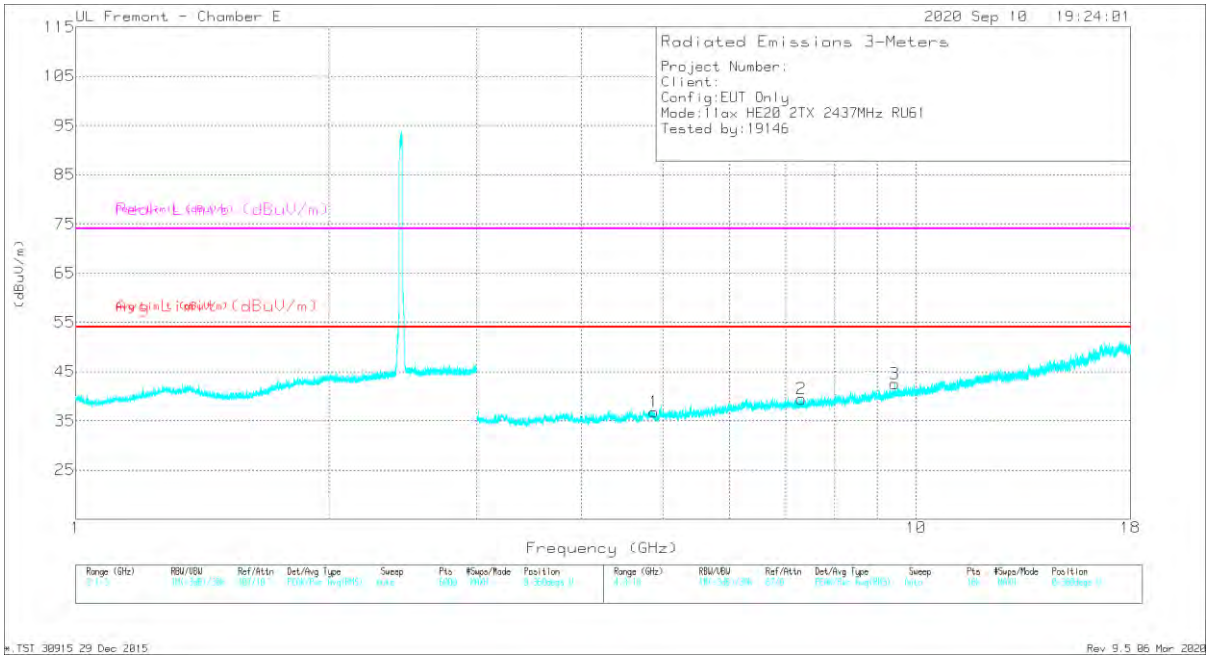

VERTICAL

UL VERIFICATION SERVICES INC.
47173 Benicia Street, Fremont, CA 94538; USA TEL:(510) 319-4000 FAX:(510) 661-0888
This report shall not be reproduced except in full, without the written approval of UL Verification Services Inc.

RADIATED EMISSIONS

Marker	Frequency (GHz)	Meter Reading (dBuV)	Det	AF T712 (dB/m)	Amp/Cbl/Fltr/Pad (dB)	Corrected Reading (dBuV/m)	Avg Limit (dBuV/m)	Margin (dB)	Peak Limit (dBuV/m)	PK Margin (dB)	Azimuth (Degs)	Height (cm)	Polarity
4	* 4.86915	41.14	PK2	34	-31.3	43.84	-	-	74	-30.16	4	309	H
	* 4.86575	29.45	MAv1	34	-31.3	32.15	54	-21.85	-	-	4	309	H
5	* 7.30757	38.24	PK2	35.6	-28	45.84	-	-	74	-28.16	358	120	H
	* 7.30872	26.42	MAv1	35.6	-28	34.02	54	-19.98	-	-	358	120	H
6	* 9.46001	36.79	PK2	36.6	-25.1	48.29	-	-	74	-25.71	91	241	H
	* 9.46226	24.64	MAv1	36.6	-25.1	36.14	54	-17.86	-	-	91	241	H
1	* 4.88049	41.03	PK2	34.1	-31.2	43.93	-	-	74	-30.07	185	112	V
	* 4.88075	29.14	MAv1	34.1	-31.2	32.04	54	-21.96	-	-	185	112	V
2	* 7.30044	38.51	PK2	35.5	-27.9	46.11	-	-	74	-27.89	244	138	V
	* 7.30227	26.31	MAv1	35.6	-27.9	34.01	54	-19.99	-	-	244	138	V
3	* 9.44007	36.24	PK2	36.5	-25.1	47.64	-	-	74	-26.36	312	197	V
	* 9.43734	24.66	MAv1	36.5	-25.1	36.06	54	-17.94	-	-	312	197	V

* - indicates frequency in CFR47 Pt 15 / IC RSS-Restricted Band
PK2 - KDB558074 Method: Maximum Peak
MAv1 - KDB558074 Option 1 Maximum RMS Average

UL VERIFICATION SERVICES INC.
47173 Benicia Street, Fremont, CA 94538; USA TEL:(510) 319-4000 FAX:(510) 661-0888
This report shall not be reproduced except in full, without the written approval of UL Verification Services Inc.

HIGH CHANNEL, CH 13 RESULTS

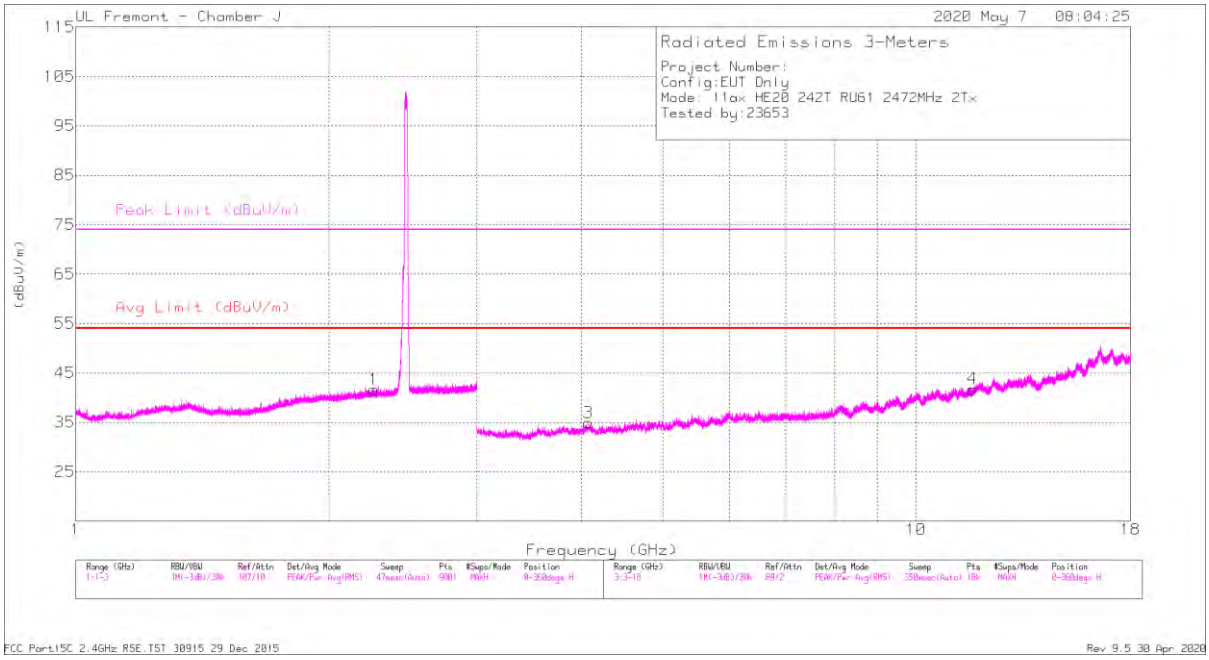

HORIZONTAL

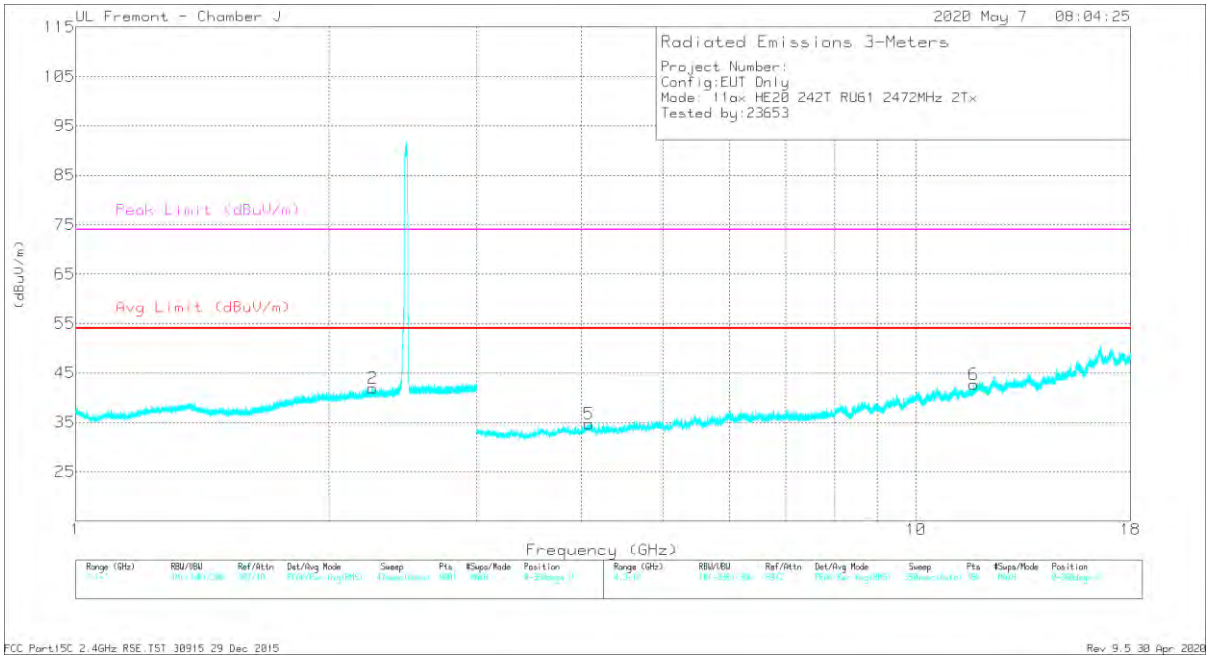

VERTICAL

UL VERIFICATION SERVICES INC.
47173 Benicia Street, Fremont, CA 94538; USA TEL:(510) 319-4000 FAX:(510) 661-0888
This report shall not be reproduced except in full, without the written approval of UL Verification Services Inc.

RADIATED EMISSIONS

Marker	Frequency (GHz)	Meter Reading (dBuV)	Det	AF T344 (dB/m)	Amp/Cbl/Fltr/Pad (dB)	Corrected Reading (dBuV/m)	Avg Limit (dBuV/m)	Margin (dB)	Peak Limit (dBuV/m)	PK Margin (dB)	Azimuth (Degs)	Height (cm)	Polarity
1	* 2.26131	42.68	PK2	31.7	-25.6	48.78	-	-	74	-25.22	171	188	H
	* 2.26439	32.7	MAv1	31.7	-25.6	38.8	54	-15.2	-	-	171	188	H
2	* 2.25697	42.88	PK2	31.7	-25.6	48.98	-	-	74	-25.02	354	183	V
	* 2.25852	32.6	MAv1	31.7	-25.6	38.7	54	-15.3	-	-	354	183	V
3	* 4.07056	39.47	PK2	33.7	-31.5	41.67	-	-	74	-32.33	284	253	H
	* 4.07056	29.47	MAv1	33.7	-31.5	31.67	54	-22.33	-	-	284	253	H
4	* 11.68257	33.36	PK2	38.3	-22.3	49.36	-	-	74	-24.64	167	189	H
	* 11.68169	24.04	MAv1	38.3	-22.3	40.04	54	-13.96	-	-	167	189	H
5	* 4.08119	39.59	PK2	33.6	-31.3	41.89	-	-	74	-32.11	91	212	V
	* 4.08206	29.26	MAv1	33.6	-31.3	31.56	54	-22.44	-	-	91	212	V
6	* 11.71008	33.58	PK2	38.4	-22.3	49.68	-	-	74	-24.32	192	237	V
	* 11.70944	23.76	MAv1	38.4	-22.3	39.86	54	-14.14	-	-	192	237	V

* - indicates frequency in CFR47 Pt 15 / IC RSS-Restricted Band
PK2 - KDB558074 Method: Maximum Peak
MAv1 - KDB558074 Option 1 Maximum RMS Average

UL VERIFICATION SERVICES INC.
47173 Benicia Street, Fremont, CA 94538; USA TEL:(510) 319-4000 FAX:(510) 661-0888
This report shall not be reproduced except in full, without the written approval of UL Verification Services Inc.

10.2. WORST CASE BELOW 1 GHz

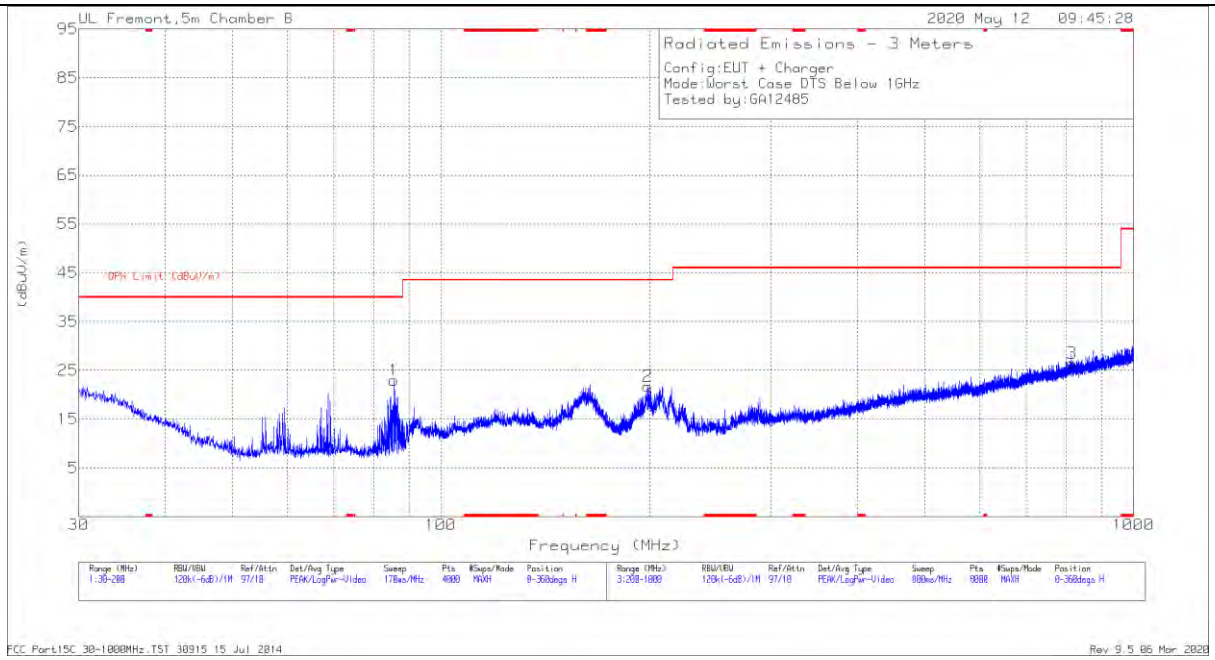

HORIZONTAL

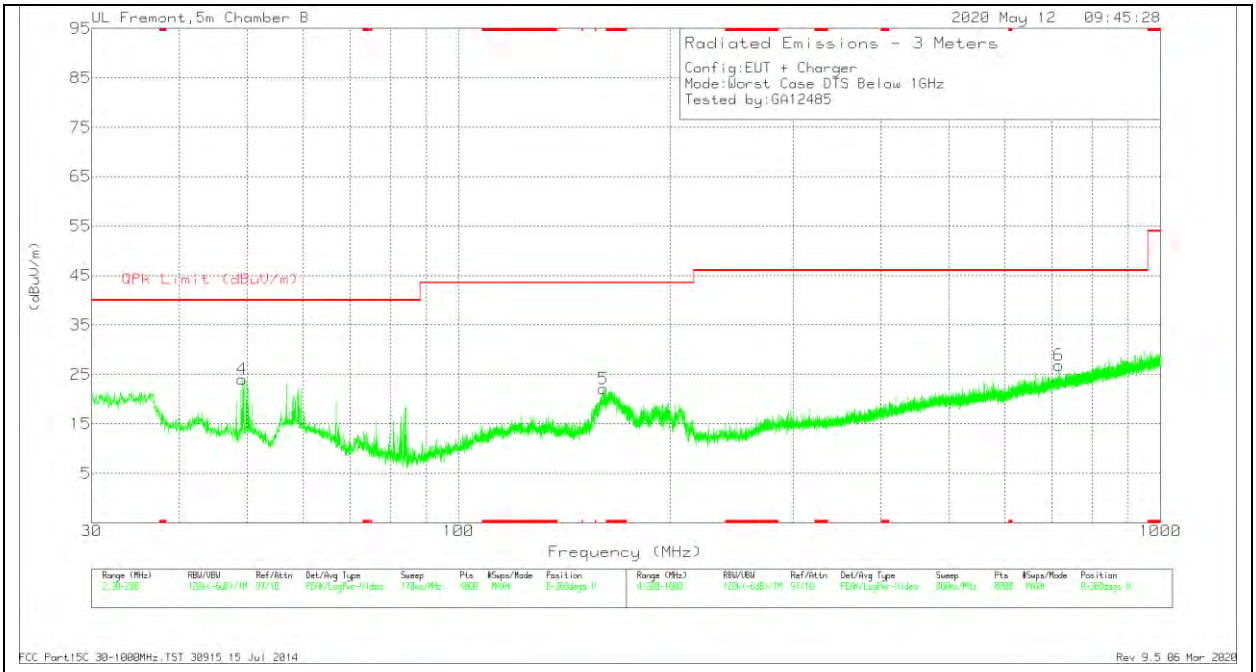

VERTICAL

UL VERIFICATION SERVICES INC.
47173 Benicia Street, Fremont, CA 94538; USA TEL:(510) 319-4000 FAX:(510) 661-0888
This report shall not be reproduced except in full, without the written approval of UL Verification Services Inc.

Below 1GHz DATA

Marker	Frequency (MHz)	Meter Reading (dBuV)	Det	AF T408 (dB/m)	Amp/Cbl (dB)	Corrected Reading (dBuV/m)	QPk Limit (dBuV/m)	Margin (dB)	Azimuth (Degs)	Height (cm)	Polarity
4	49.1725	43.1	Pk	12.1	-31.2	24	40	-16	0-360	101	V
1	85.6044	42.45	Pk	11.3	-30.8	22.95	40	-17.05	0-360	300	H
5	160.8489	35.96	Pk	16.3	-30.2	22.06	43.52	-21.46	0-360	101	V
2	198.9812	35.01	Pk	16.8	-30.1	21.71	43.52	-21.81	0-360	101	H
6	716.9672	30.6	Pk	24.4	-28.2	26.8	46.02	-19.22	0-360	100	V
3	814.7799	28.67	Pk	25.5	-27.7	26.47	46.02	-19.55	0-360	299	H

Pk - Peak detector

UL VERIFICATION SERVICES INC.
47173 Benicia Street, Fremont, CA 94538; USA TEL:(510) 319-4000 FAX:(510) 661-0888
This report shall not be reproduced except in full, without the written approval of UL Verification Services Inc.

10.3. WORST CASE 18-26 GHz

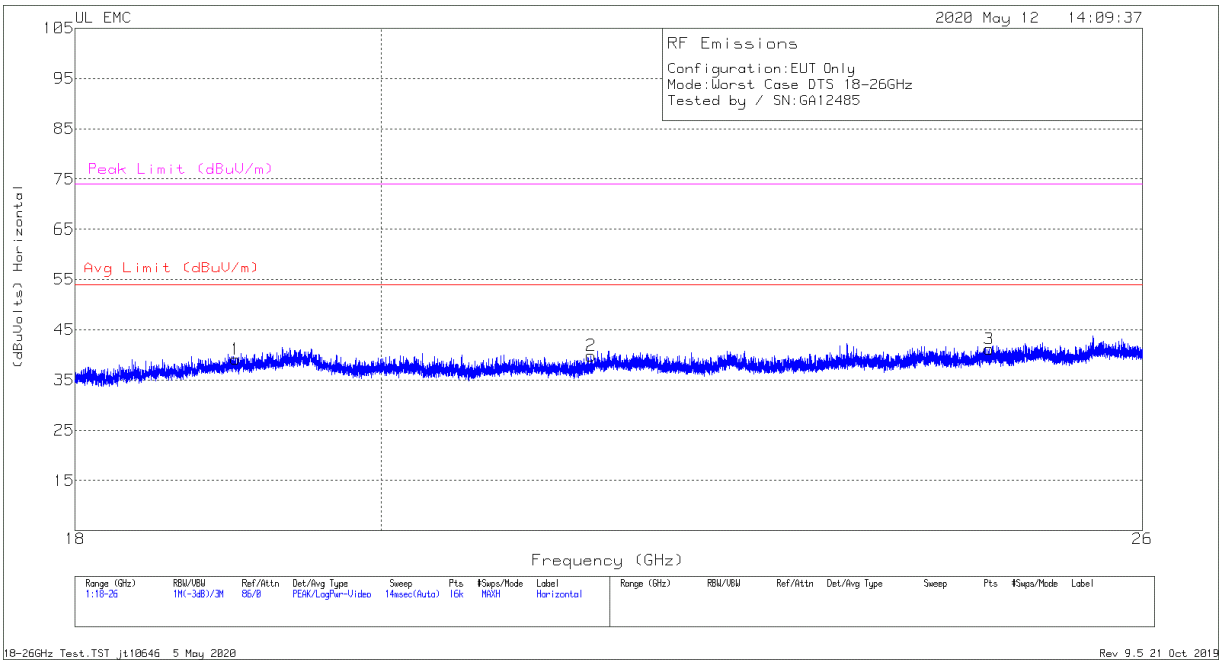

HORIZONTAL

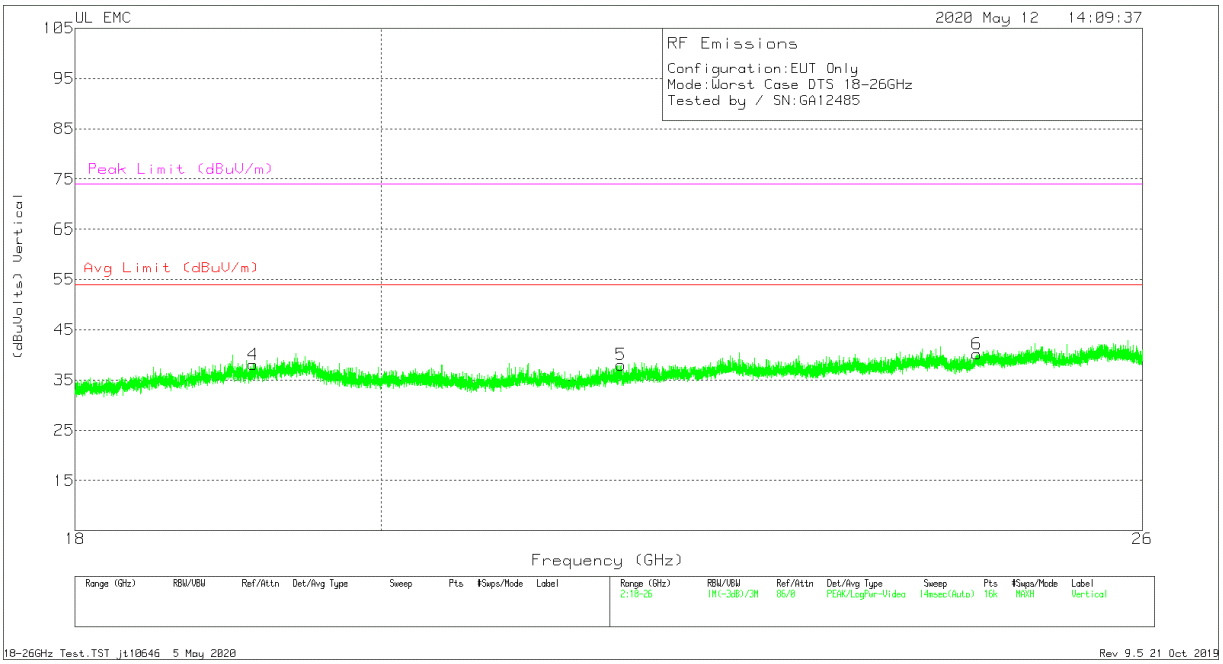

VERTICAL

UL VERIFICATION SERVICES INC.
47173 Benicia Street, Fremont, CA 94538; USA TEL:(510) 319-4000 FAX:(510) 661-0888
This report shall not be reproduced except in full, without the written approval of UL Verification Services Inc.

18 – 26GHz DATA

Marker	Frequency (GHz)	Meter Reading (dBuV)	Det	T125 AF (dB/m)	Amp/Cbl (dB)	Dist Corr (dB)	Corrected Reading (dBuVolts)	Avg Limit (dBuV/m)	Margin (dB)	Peak Limit (dBuV/m)	PK Margin (dB)
1	19.02394	35.94	Pk	32.7	-20	-9.5	39.14	54	-14.86	74	-34.86
2	21.50078	37.22	Pk	33.2	-21.1	-9.5	39.82	54	-14.18	74	-34.18
3	24.66159	35.58	Pk	34.1	-19	-9.5	41.18	54	-12.82	74	-32.82
4	19.13793	34.61	Pk	32.7	-19.7	-9.5	38.11	54	-15.89	74	-35.89
5	21.72377	35.01	Pk	33.2	-20.7	-9.5	38.01	54	-15.99	74	-35.99
6	24.55859	34.57	Pk	34.1	-19	-9.5	40.17	54	-13.83	74	-33.83

Pk - Peak detector

UL VERIFICATION SERVICES INC.
47173 Benicia Street, Fremont, CA 94538; USA TEL:(510) 319-4000 FAX:(510) 661-0888
This report shall not be reproduced except in full, without the written approval of UL Verification Services Inc.

11. AC POWER LINE CONDUCTED EMISSIONS

LIMITS

FCC §15.207 (a)

RSS-Gen 8.8

Frequency of Emission (MHz)	Conducted Limit (dBµV)	
	Quasi-peak	Average
0.15-0.5	66 to 56 *	56 to 46 *
0.5-5	56	46
5-30	60	50

*Decreases with the logarithm of the frequency.

TEST PROCEDURE

The EUT is placed on a non-conducting table 40 cm from the vertical ground plane and 80 cm above the horizontal ground plane. The EUT is configured in accordance with ANSI C63.10.

The receiver is set to a resolution bandwidth of 9 kHz. Peak detection is used unless otherwise noted as quasi-peak or average.

Line conducted data is recorded for both NEUTRAL and HOT lines.

RESULTS

UL VERIFICATION SERVICES INC.
47173 Benicia Street, Fremont, CA 94538; USA TEL:(510) 319-4000 FAX:(510) 661-0888
This report shall not be reproduced except in full, without the written approval of UL Verification Services Inc.

11.1. AC POWER LINE WITH LAPTOP

LINE 1 RESULTS

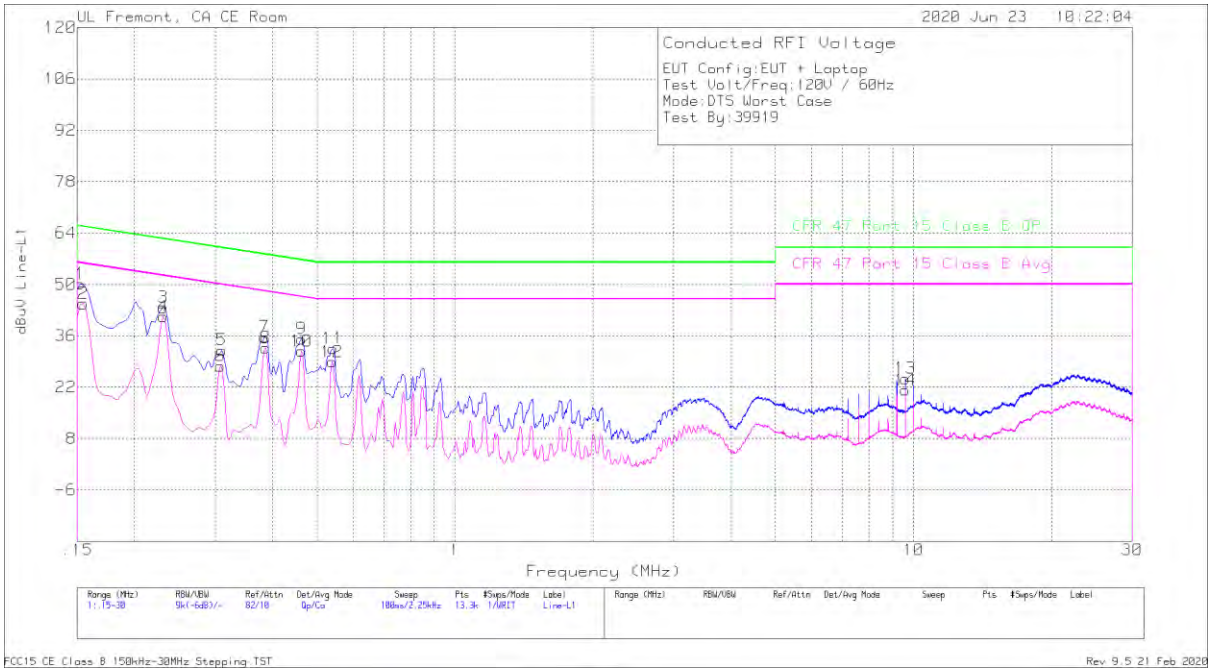

Range 1: Line-L1 .15 - 30MHz											
Marker	Frequency (MHz)	Meter Reading (dBuV)	Det	PRE018644 6 LISN L1	LC Cables C1&C3	Limiter (dB)	Corrected Reading dBuV	CFR 47 Part 15 Class B QP	QP Margin (dB)	CFR 47 Part 15 Class B Avg	Av(CISPR)Margin (dB)
1	.15225	40.06	Qp	.1	0	10	50.16	65.88	-15.72	-	-
2	.1545	34.68	Ca	.1	0	10	44.78	-	-	55.75	-10.97
3	.231	33.75	Qp	0	0	10	43.75	62.41	-18.66	-	-
4	.231	31.23	Ca	0	0	10	41.23	-	-	52.41	-11.18
5	.30975	22.08	Qp	0	0	10	32.08	59.98	-27.9	-	-
6	.3075	17.8	Ca	0	0	10	27.8	-	-	50.04	-22.24
7	.384	25.61	Qp	0	0	10	35.61	58.19	-22.58	-	-
8	.38625	22.71	Ca	0	0	10	32.71	-	-	48.14	-15.43
9	.46275	25.16	Qp	0	0	10	35.16	56.64	-21.48	-	-
10	.46275	21.81	Ca	0	0	10	31.81	-	-	46.64	-14.83
11	.5415	22.6	Qp	0	0	10	32.6	56	-23.4	-	-
12	.53925	18.88	Ca	0	0	10	28.88	-	-	46	-17.12
13	9.59775	14.07	Qp	0	.2	10.1	24.37	60	-35.63	-	-
14	9.59775	10.92	Ca	0	.2	10.1	21.22	-	-	50	-28.78

Qp - Quasi-Peak detector
Ca - CISPR average detection

UL VERIFICATION SERVICES INC.
47173 Benicia Street, Fremont, CA 94538; USA TEL:(510) 319-4000 FAX:(510) 661-0888
This report shall not be reproduced except in full, without the written approval of UL Verification Services Inc.

LINE 2 RESULTS

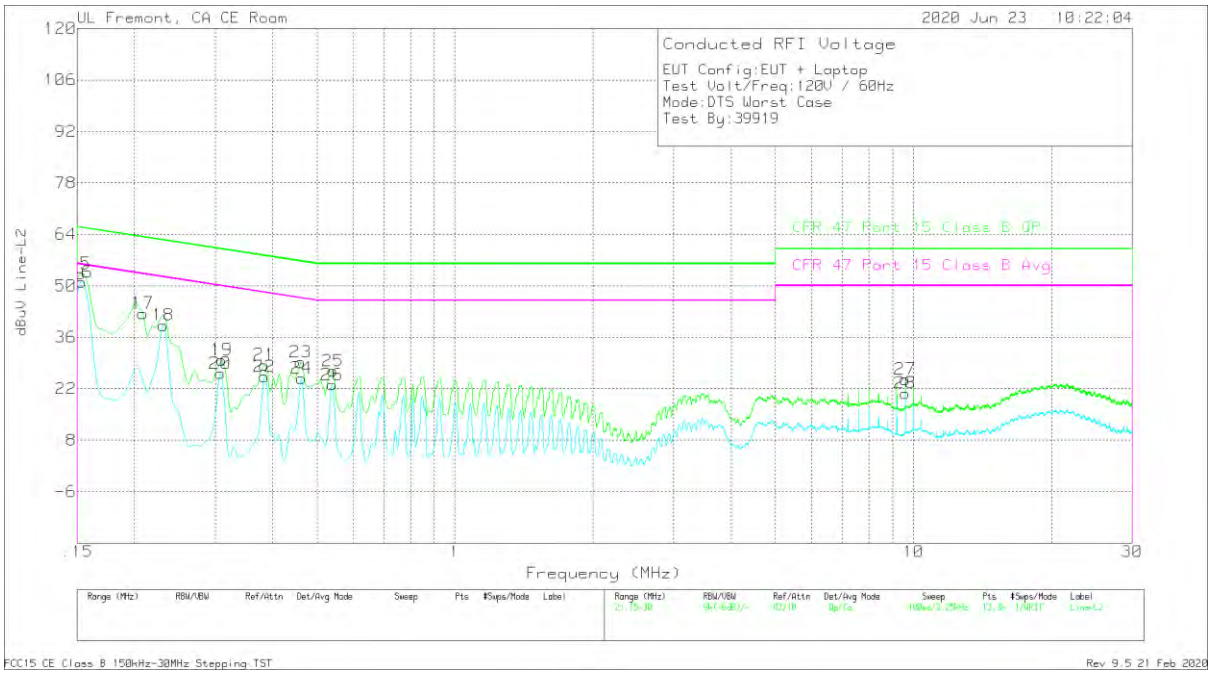

Range 2: Line-L2 .15 - 30MHz											
Marker	Frequency (MHz)	Meter Reading (dBuV)	Det	PRE018644 6 LISN L2	LC Cables C2&C3	Limiter (dB)	Corrected Reading dBuV	CFR 47 Part 15 Class B QP	QP Margin (dB)	CFR 47 Part 15 Class B Avg	Av(CISPR)M argin (dB)
15	.15225	43.26	Qp	0	0	10	53.26	65.88	-12.62	-	-
16	.15338	40.99	Ca	0	0	10	50.99	-	-	55.81	-4.82
17	.2085	32.48	Qp	0	0	10	42.48	63.26	-20.78	-	-
18	.231	29.28	Ca	0	0	10	39.28	-	-	52.41	-13.13
19	.30975	19.83	Qp	0	0	10	29.83	59.98	-30.15	-	-
20	.3075	16.16	Ca	0	0	10	26.16	-	-	50.04	-23.88
21	.384	18.47	Qp	0	0	10	28.47	58.19	-29.72	-	-
22	.384	15.29	Ca	0	0	10	25.29	-	-	48.19	-22.9
23	.4605	19.19	Qp	0	0	10	29.19	56.68	-27.49	-	-
24	.46275	14.87	Ca	0	0	10	24.87	-	-	46.64	-21.77
25	.5415	16.86	Qp	0	0	10	26.86	56	-29.14	-	-
26	.53925	13.09	Ca	0	0	10	23.09	-	-	46	-22.91
27	9.59325	14.28	Qp	0	.2	10.1	24.58	60	-35.42	-	-
28	9.59325	10.49	Ca	0	.2	10.1	20.79	-	-	50	-29.21

Qp - Quasi-Peak detector
Ca - CISPR average detection

UL VERIFICATION SERVICES INC.
47173 Benicia Street, Fremont, CA 94538; USA TEL:(510) 319-4000 FAX:(510) 661-0888
This report shall not be reproduced except in full, without the written approval of UL Verification Services Inc.

11.2. AC POWER LINE WITH AC/DC ADAPTER

LINE 1 RESULTS

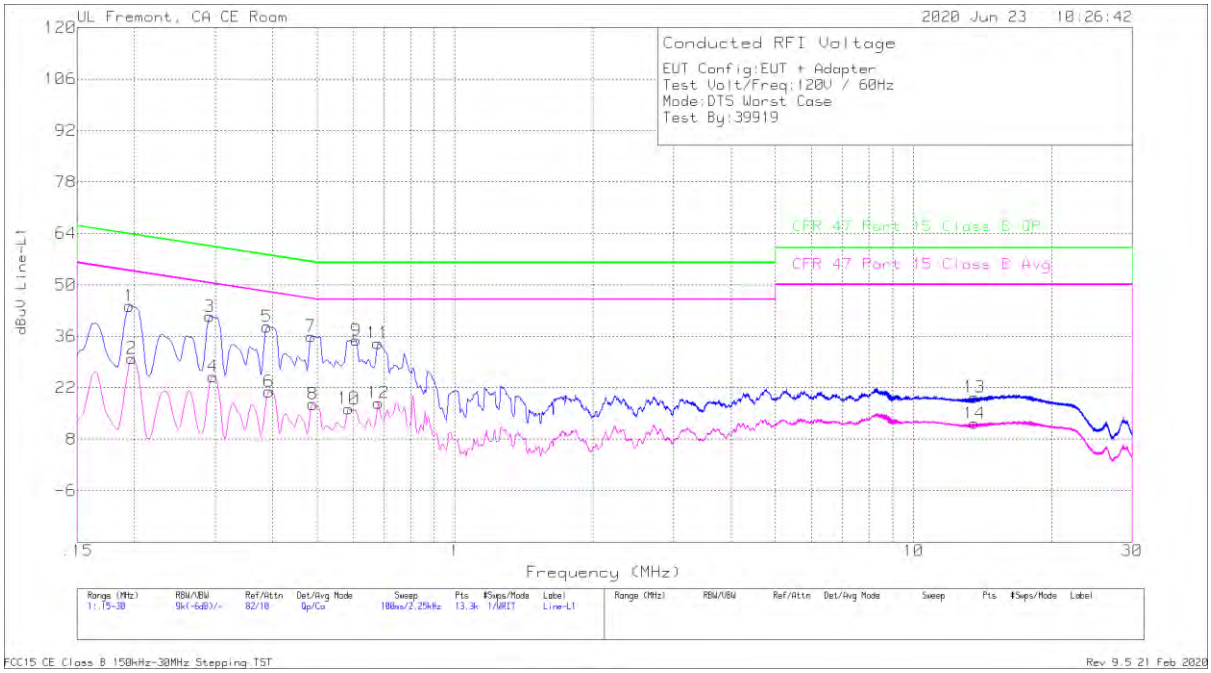

Range 1: Line-L1 .15 - 30MHz											
Marker	Frequency (MHz)	Meter Reading (dBuV)	Det	PRE018644 6 LISN L1	LC Cables C1&C3	Limiter (dB)	Corrected Reading dBuV	CFR 47 Part 15 Class B QP	QP Margin (dB)	CFR 47 Part 15 Class B Avg	Av(CISPR)Margin (dB)
1	.195	34.28	Qp	0	0	10	44.28	63.82	-19.54	-	-
2	.19725	19.97	Ca	0	0	10	29.97	-	-	53.73	-23.76
3	.29175	31.42	Qp	0	0	10	41.42	60.47	-19.05	-	-
4	.29625	15.07	Ca	0	0	10	25.07	-	-	50.35	-25.28
5	.3885	28.6	Qp	0	0	10	38.6	58.1	-19.5	-	-
6	.393	10.99	Ca	0	0	10	20.99	-	-	48	-27.01
7	.48525	25.95	Qp	0	0	10	35.95	56.25	-20.3	-	-
8	.48975	7.57	Ca	0	0	10	17.57	-	-	46.17	-28.6
9	.609	24.88	Qp	0	0	10	34.88	56	-21.12	-	-
10	.5865	6.31	Ca	0	0	10	16.31	-	-	46	-29.69
11	.67875	24.14	Qp	0	0	10	34.14	56	-21.86	-	-
12	.681	7.87	Ca	0	0	10	17.87	-	-	46	-28.13
*13	13.57575	9.01	Qp	.1	.2	10.1	19.41	60	-40.59	-	-
*14	13.57575	1.89	Ca	.1	.2	10.1	12.29	-	-	50	-37.71

Qp - Quasi-Peak detector
Ca - CISPR average detection

*Indicates UL RFID signal. Not from device

UL VERIFICATION SERVICES INC.
47173 Benicia Street, Fremont, CA 94538; USA TEL:(510) 319-4000 FAX:(510) 661-0888
This report shall not be reproduced except in full, without the written approval of UL Verification Services Inc.

LINE 2 RESULTS

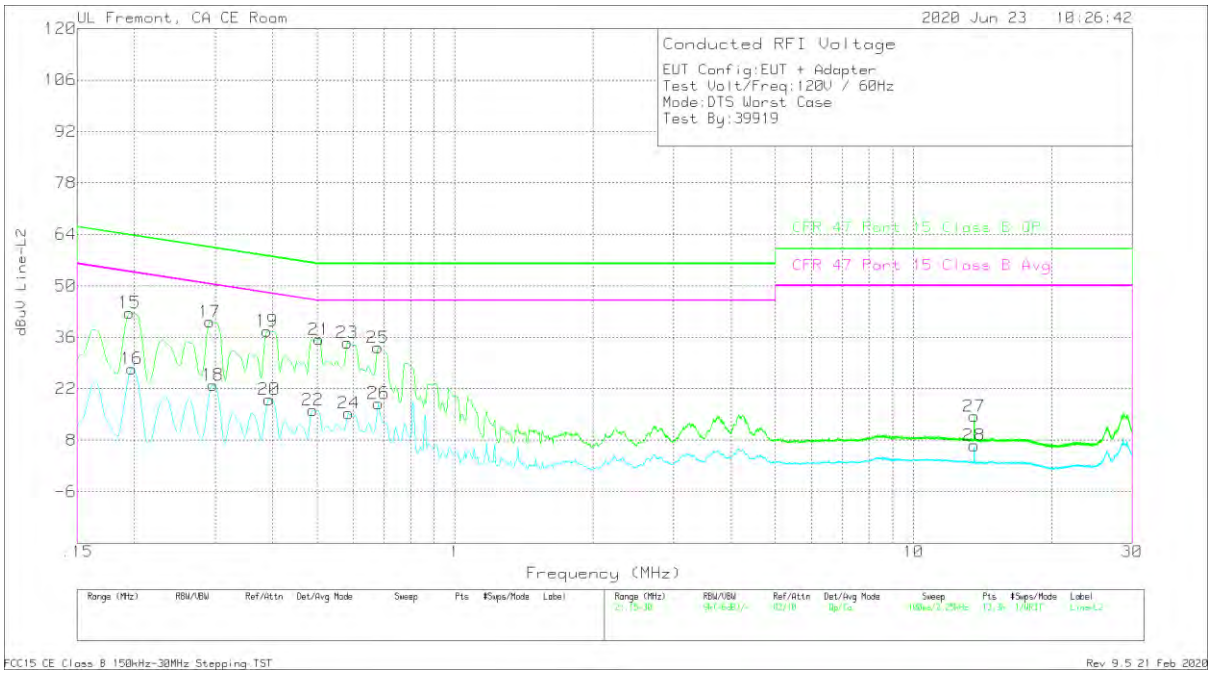

Range 2: Line-L2 .15 - 30MHz											
Marker	Frequency (MHz)	Meter Reading (dBuV)	Det	PRE018644 6 LISN L2	LC Cables C2&C3	Limiter (dB)	Corrected Reading dBuV	CFR 47 Part 15 Class B QP	QP Margin (dB)	CFR 47 Part 15 Class B Avg	Av(CISPR)M argin (dB)
15	.195	32.67	Qp	0	0	10	42.67	63.82	-21.15	-	-
16	.19725	17.45	Ca	0	0	10	27.45	-	-	53.73	-26.28
17	.29175	30.21	Qp	0	0	10	40.21	60.47	-20.26	-	-
18	.29625	12.97	Ca	0	0	10	22.97	-	-	50.35	-27.38
19	.3885	27.69	Qp	0	0	10	37.69	58.1	-20.41	-	-
20	.393	9.11	Ca	0	0	10	19.11	-	-	48	-28.89
21	.5055	25.38	Qp	0	0	10	35.38	56	-20.62	-	-
22	.48975	6.18	Ca	0	0	10	16.18	-	-	46.17	-29.99
23	.582	24.52	Qp	0	0	10	34.52	56	-21.48	-	-
24	.5865	5.33	Ca	0	0	10	15.33	-	-	46	-30.67
25	.67875	23.18	Qp	0	0	10	33.18	56	-22.82	-	-
26	.681	8	Ca	0	0	10	18	-	-	46	-28
*27	13.56	4.13	Qp	.1	.2	10.1	14.53	60	-45.47	-	-
*28	13.56	-3.81	Ca	.1	.2	10.1	6.59	-	-	50	-43.41

Qp - Quasi-Peak detector
Ca - CISPR average detection

*Indicates UL RFID signal. Not from device

UL VERIFICATION SERVICES INC.
47173 Benicia Street, Fremont, CA 94538; USA TEL:(510) 319-4000 FAX:(510) 661-0888
This report shall not be reproduced except in full, without the written approval of UL Verification Services Inc.

12. SETUP PHOTOS

Please refer to 13179110-EP1V1 for setup photos

END OF TEST REPORT

UL VERIFICATION SERVICES INC.
47173 Benicia Street, Fremont, CA 94538; USA TEL:(510) 319-4000 FAX:(510) 661-0888
This report shall not be reproduced except in full, without the written approval of UL Verification Services Inc.