TEST REPORT

Report Number: 13179110-E5V2 & E6V2

Applicant	:	APPLE, INC. 1 APPLE PARK WAY CUPERTINO, CA 95014, U.S.A.
Model	:	A2176
FCC ID	:	BCG-E3529A
IC	:	579C-E3539A
EUT Description	:	SMARTPHONE
Test Standard(s)	:	FCC 47 CFR PART 15 SUBPART E ISED RSS-247 ISSUE 2 ISED RSS-GEN ISSUE 5

Date of Issue:
October 1, 2020

Prepared by:
UL Verification Services Inc.
47173 Benicia Street
Fremont, CA 94538 U.S.A.
TEL: (510) 319-4000
FAX: (510) 661-0888

NVLAP Lab code: 200065-0

REPORT REVISION HISTORY

Rev.	Issue Date	Revisions	Revised By
V1	10/1/2020	Initial Issue	Vien Tran

UL VERIFICATION SERVICES INC.
47173 Benicia Street, Fremont, CA 94538; USA TEL:(510) 319-4000 FAX:(510) 661-0888
This report shall not be reproduced except in full, without the written approval of UL Verification Services Inc.

TABLE OF CONTENTS

REPORT REVISION HISTORY 2

TABLE OF CONTENTS 3

1. RADIATED TEST RESULTS 4

1.1. TRANSMITTER ABOVE 1 GHz 6
1.1.1. TX ABOVE 1 GHz 802.11n HT20 MODE IN THE 5.2 GHz BAND 6
1.1.2. TX ABOVE 1 GHz 802.11n HT40 MODE IN THE 5.2 GHz BAND 12
1.1.3. TX ABOVE 1 GHz 802.11ac VHT80 MODE IN THE 5.2 GHz BAND 18
1.1.4. TX ABOVE 1 GHz 802.11ax HE20 MODE IN THE 5.2 GHz BAND 24
1.1.5. TX ABOVE 1 GHz 802.11ax HE40 MODE IN THE 5.2 GHz BAND 48
1.1.6. TX ABOVE 1 GHz 802.11ax HE80 MODE IN THE 5.2 GHz BAND 68
1.1.7. TX ABOVE 1 GHz 802.11n HT20 MODE IN THE 5.3 GHz BAND 84
1.1.8. TX ABOVE 1 GHz 802.11n HT40 MODE IN THE 5.3 GHz BAND 90
1.1.9. TX ABOVE 1 GHz 802.11ac VHT80 MODE IN THE 5.3 GHz BAND 96
1.1.10. TX ABOVE 1 GHz 802.11ax HE20 MODE IN THE 5.3 GHz BAND 102
1.1.11. TX ABOVE 1 GHz 802.11ax HE40 MODE IN THE 5.3 GHz BAND 126
1.1.12. TX ABOVE 1 GHz 802.11ax HE80 MODE IN THE 5.3 GHz BAND 146
1.1.13. TX ABOVE 1 GHz 802.11n HT20 MODE IN THE 5.6 GHz BAND 162
1.1.14. TX ABOVE 1 GHz 802.11n HT40 MODE IN THE 5.6 GHz BAND 174
1.1.15. TX ABOVE 1 GHz 802.11ac VHT80 MODE IN THE 5.6 GHz BAND 186
1.1.16. TX ABOVE 1 GHz 802.11ax HE20 MODE IN THE 5.6 GHz BAND 192
1.1.17. TX ABOVE 1 GHz 802.11ax HE40 MODE IN THE 5.6 GHz BAND 232
1.1.18. TX ABOVE 1 GHz 802.11ax HE80 MODE IN THE 5.6 GHz BAND 272
1.1.19. TX ABOVE 1 GHz 802.11n HT20 MODE IN THE 5.8 GHz BAND 296
1.1.20. TX ABOVE 1 GHz 802.11n HT40 MODE IN THE 5.8 GHz BAND 308
1.1.21. TX ABOVE 1 GHz 802.11ac VHT80 MODE IN THE 5.8 GHz Band 320
1.1.22. TX ABOVE 1 GHz 802.11ax HE20 MODE IN THE 5.8 GHz BAND 332
1.1.23. TX ABOVE 1 GHz 802.11ax HE40 MODE IN THE 5.8 GHz BAND 368
1.1.24. TX ABOVE 1 GHz 802.11ax HE80 MODE IN THE 5.8 GHz BAND 400

1.2. WORST CASE BELOW 1 GHz 428

1.3. WORST CASE 18-26 GHz 430

1.4. WORST CASE 26-40 GHz 432

2. AC POWER LINE CONDUCTED EMISSIONS 434

2.1. AC Power Line with Laptop 435

2.2. AC Power Line with AC Adapter 437

3. SETUP PHOTOS 439

UL VERIFICATION SERVICES INC.
47173 Benicia Street, Fremont, CA 94538; USA TEL:(510) 319-4000 FAX:(510) 661-0888
This report shall not be reproduced except in full, without the written approval of UL Verification Services Inc.

1. RADIATED TEST RESULTS

LIMITS

FCC §15.205 and §15.209 -Restriced bands
FCC §15.407(b) (1-3) -Un-Restriced bands

RSS 247 Issue 2 Sections
6.2.1.2 (for 5150-5250 MHz band)
6.2.2.2 (for 5250-5350 MHz band)
6.2.3.2 (for 5470-5600 MHz and 5650-5725 MHz bands)
6.2.4.2 (for 5725-5850 MHz band)

Frequency Range (MHz)	Field Strength Limit (uV/m) at 3 m	Field Strength Limit (dBuV/m) at 3 m
30 - 88	100	40
88 - 216	150	43.5
216 - 960	200	46
Above 960	500	54

TEST PROCEDURE

The EUT is placed on a non-conducting table 80 cm above the ground plane for measurement below 1GHz; 1.5 m above the ground plane for measurement above 1GHz. The antenna to EUT distance is 3 meters. The EUT is configured in accordance with ANSI C63.10. The EUT is set to transmit in a continuous mode.

For measurements below 1 GHz the resolution bandwidth is set to 100 kHz for peak detection measurements or 120 kHz for quasi-peak detection measurements. Peak detection is used unless otherwise noted as quasi-peak.

For pre-scans above 1 GHz the resolution bandwidth is set to 1 MHz; the video bandwidth is set to 30 KHz for peak measurements.

For final measurements above 1 GHz the resolution bandwidth is set to 1 MHz; the video bandwidth is set to 3 MHz for peak measurements and as applicable for average measurements.

The spectrum from 30 MHz to 1GHz and 18GHz to 40 GHz is investigated with the transmitter set to transmit at the channel with highest output power as worst-case scenario. 1GHz to 18GHz was set to the lowest, middle, and highest channels in the 5 GHz bands.

The frequency range of interest is monitored at a fixed antenna height and EUT azimuth. The EUT is rotated through 360 degrees to maximize emissions received. The antenna is scanned from 1 to 4 meters above the ground plane to further maximize the emission. Measurements are made with the antenna polarized in both the vertical and the horizontal positions.

For below 30MHz testing, investigation was done on three antenna orientations (parallel, perpendicular, and ground-parallel), parallel and perpendicular are the worst orientations, therefore testing was performed on these two orientations only.

UL VERIFICATION SERVICES INC.
47173 Benicia Street, Fremont, CA 94538; USA TEL:(510) 319-4000 FAX:(510) 661-0888
This report shall not be reproduced except in full, without the written approval of UL Verification Services Inc.

KDB 414788 Open Field Site(OFS) and Chamber Correlation Justification

Base on FCC 15.31 (f) (2): measurements may be performed at a distance closer than that specified in the regulations; however, an attempt should be made to avoid making measurements in the near field.

OFS and chamber correlation testing had been performed and chamber measured test result is the worst-case test result.

RESULTS

Besides 802.11a, HT20, HT40, VHT80 SISO and CDD MIMO, for 802.11ax OFDMA SU and 26 Tones modes use mode with highest PSD and mode with highest total power only within each band.

802.11ax OFDMA SU and 26 Tones modes are set to maximum power per chain as the worst case to cover both SISO and MIMO modes to complies with radiated spurious emissions limits in the restricted bands between 1GHz and 18GHz low/mid/high channel (except the band edge).

Spurious emissions for frequencies below 1GHz and above 18GHz were limited to the middle channel as preliminary testing indicated that changing the operating frequency had no significant impact on the emissions in those frequency bands.

UL VERIFICATION SERVICES INC.
47173 Benicia Street, Fremont, CA 94538; USA TEL:(510) 319-4000 FAX:(510) 661-0888
This report shall not be reproduced except in full, without the written approval of UL Verification Services Inc.

1.1. TRANSMITTER ABOVE 1 GHz

1.1.1. TX ABOVE 1 GHz 802.11n HT20 MODE IN THE 5.2 GHz BAND

1TX ANT 5

BANDEDGE (LOW CHANNEL)

HORIZONTAL RESULT

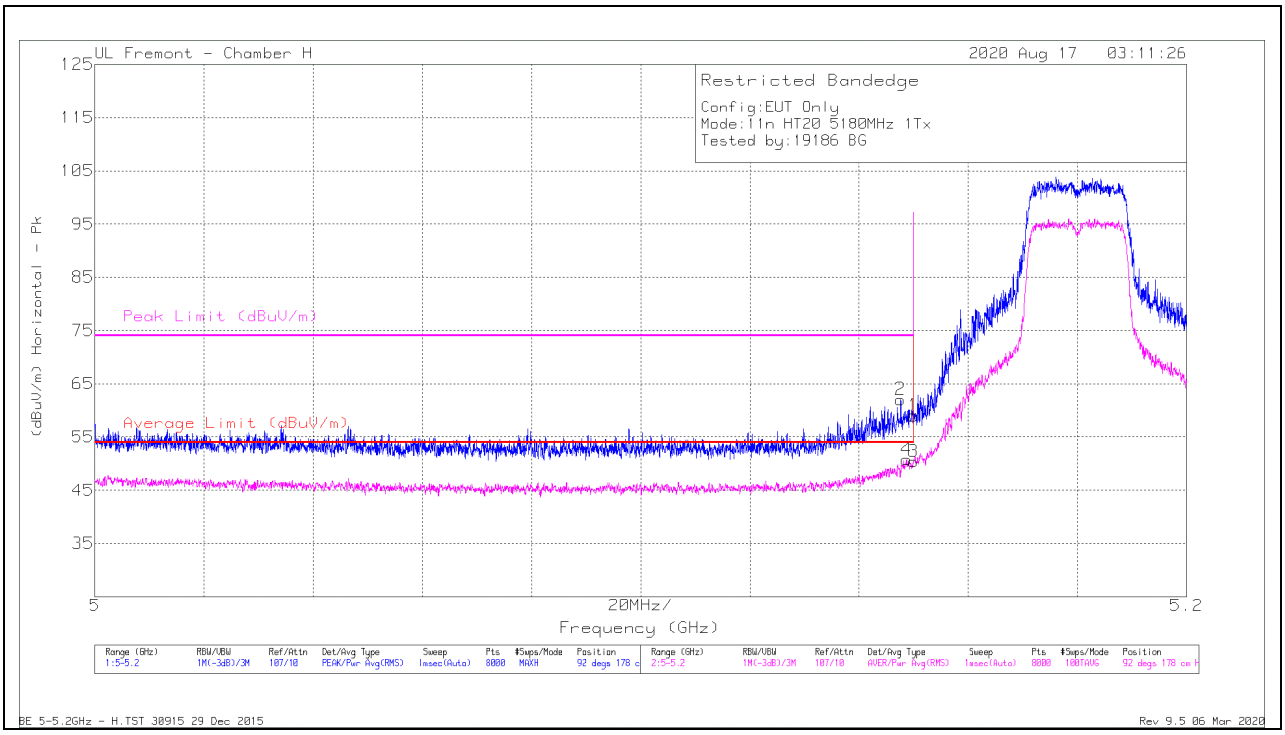

Marker	Frequency (GHz)	Meter Reading (dBuV)	Det	AF T863 (dB/m)	Amp/Cbl/Fltr/Pad (dB)	DC Corr (dB)	Corrected Reading (dBuV/m)	Average Limit (dBuV/m)	Margin (dB)	Peak Limit (dBuV/m)	PK Margin (dB)	Azimuth (Degs)	Height (cm)	Polarity
1	* 5.14999	45.94	Pk	34.4	-21.3	0	59.04	-	-	74	-14.96	92	178	H
2	* 5.14762	49.14	Pk	34.3	-21.4	0	62.04	-	-	74	-11.96	92	178	H
3	* 5.14999	36.94	RMS	34.4	-21.3	.37	50.41	54	-3.59	-	-	92	178	H
4	* 5.14872	37.39	RMS	34.3	-21.3	.37	50.76	54	-3.24	-	-	92	178	H

* - indicates frequency in CFR47 Pt 15 / IC RSS-Restricted Band
Pk - Peak detector
RMS - RMS detection

UL VERIFICATION SERVICES INC.
47173 Benicia Street, Fremont, CA 94538; USA TEL:(510) 319-4000 FAX:(510) 661-0888
This report shall not be reproduced except in full, without the written approval of UL Verification Services Inc.

VERTICAL RESULT

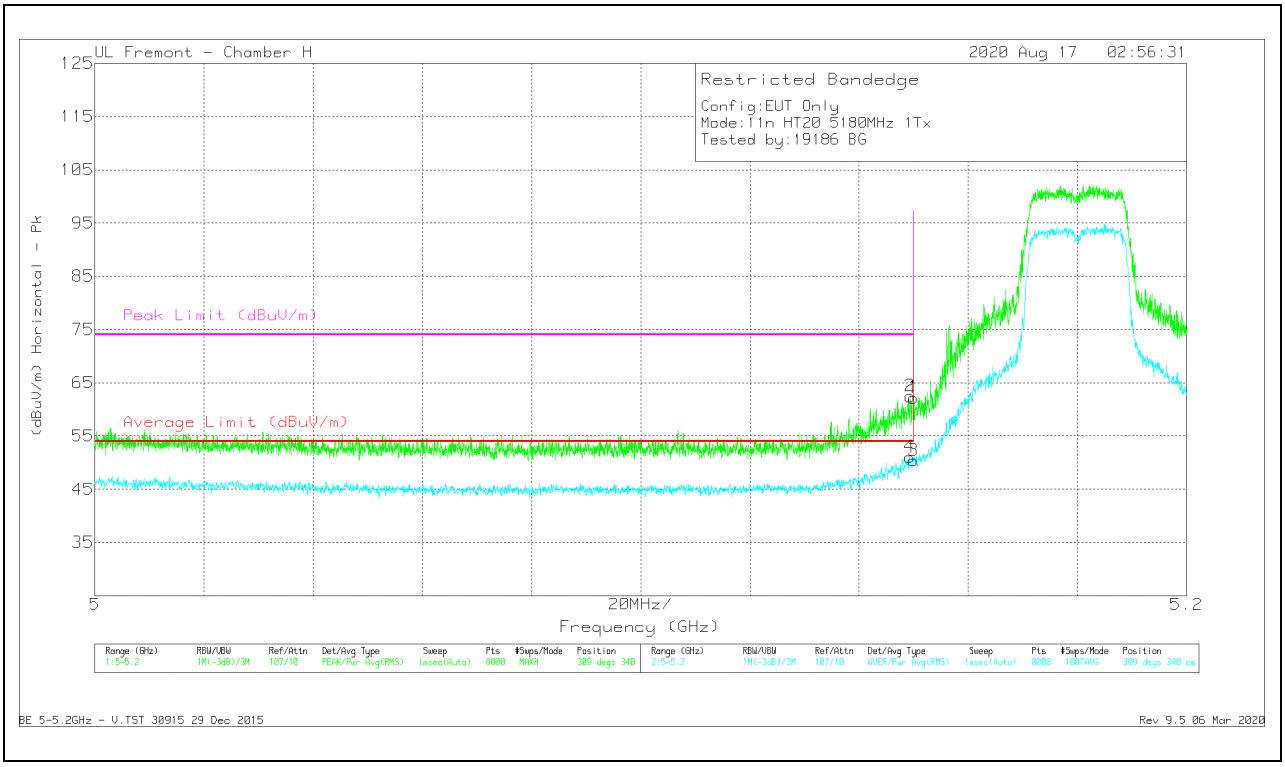

Marker	Frequency (GHz)	Meter Reading (dBuV)	Det	AF T863 (dB/m)	Amp/Cbl/Fltr/Pad (dB)	DC Corr (dB)	Corrected Reading (dBuV/m)	Average Limit (dBuV/m)	Margin (dB)	Peak Limit (dBuV/m)	PK Margin (dB)	Azimuth (Degs)	Height (cm)	Polarity
1	* 5.14999	49.06	Pk	34.4	-21.3	0	62.16	-	-	74	-11.84	309	340	V
2	* 5.14937	49.37	Pk	34.4	-21.3	0	62.47	-	-	74	-11.53	309	340	V
3	* 5.14999	36.95	RMS	34.4	-21.3	.37	50.42	54	-3.58	-	-	309	340	V
4	* 5.14922	37.6	RMS	34.4	-21.3	.37	51.07	54	-2.93	-	-	309	340	V

* - indicates frequency in CFR47 Pt 15 / IC RSS-Restricted Band
Pk - Peak detector
RMS - RMS detection

UL VERIFICATION SERVICES INC.
47173 Benicia Street, Fremont, CA 94538; USA TEL:(510) 319-4000 FAX:(510) 661-0888
This report shall not be reproduced except in full, without the written approval of UL Verification Services Inc.

1TX ANT 6

BANDEDGE (LOW CHANNEL)

HORIZONTAL RESULT

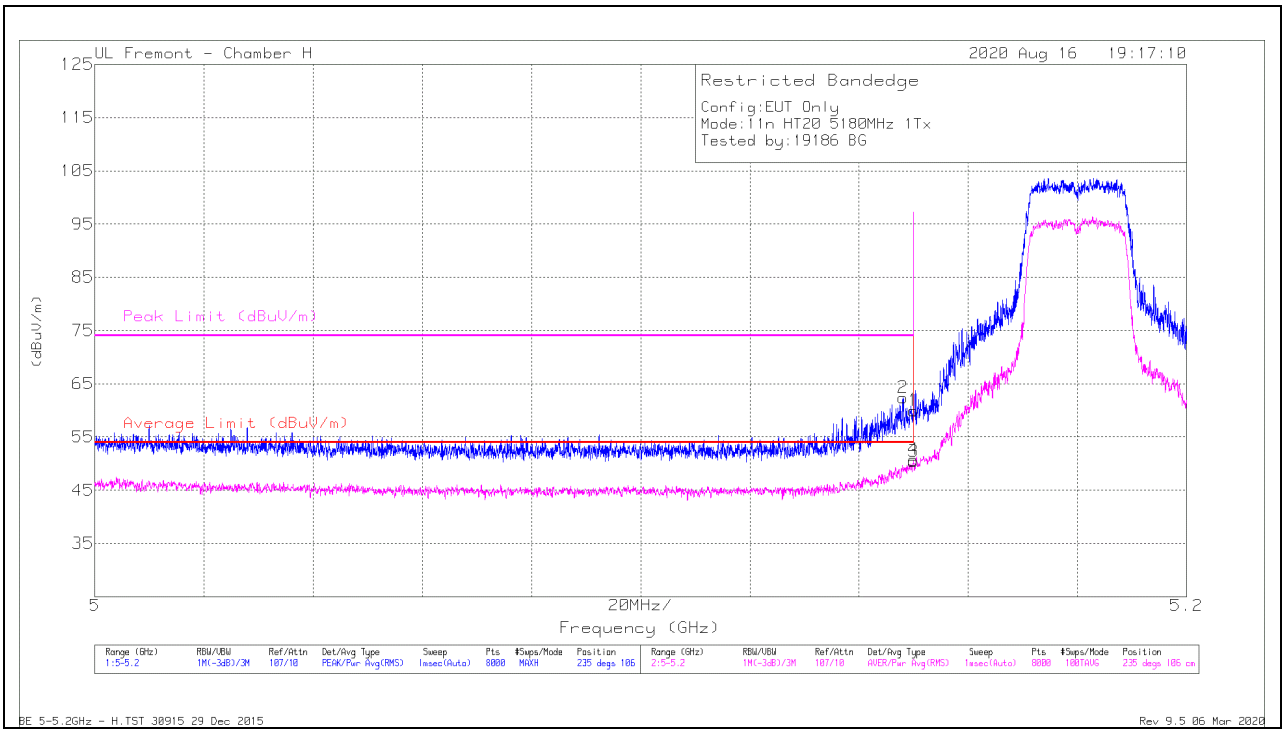

Marker	Frequency (GHz)	Meter Reading (dBuV)	Det	AF T863 (dB/m)	Amp/Cbl/Filtr/Pad (dB)	DC Corr (dB)	Corrected Reading (dBuV/m)	Average Limit (dBuV/m)	Margin (dB)	Peak Limit (dBuV/m)	PK Margin (dB)	Azimuth (Degs)	Height (cm)	Polarity
1	* 5.14999	46.85	Pk	34.4	-21.3	0	59.95	-	-	74	-14.05	235	106	H
2	* 5.14809	49.38	Pk	34.3	-21.3	0	62.38	-	-	74	-11.62	235	106	H
3	* 5.14999	36.93	RMS	34.4	-21.3	.37	50.39	54	-3.61	-	-	235	106	H
4	* 5.14997	37.27	RMS	34.4	-21.3	.37	50.73	54	-3.27	-	-	235	106	H

* - indicates frequency in CFR47 Pt 15 / IC RSS-Restricted Band
Pk - Peak detector
RMS - RMS detection

UL VERIFICATION SERVICES INC.
47173 Benicia Street, Fremont, CA 94538; USA TEL:(510) 319-4000 FAX:(510) 661-0888
This report shall not be reproduced except in full, without the written approval of UL Verification Services Inc.

VERTICAL RESULT

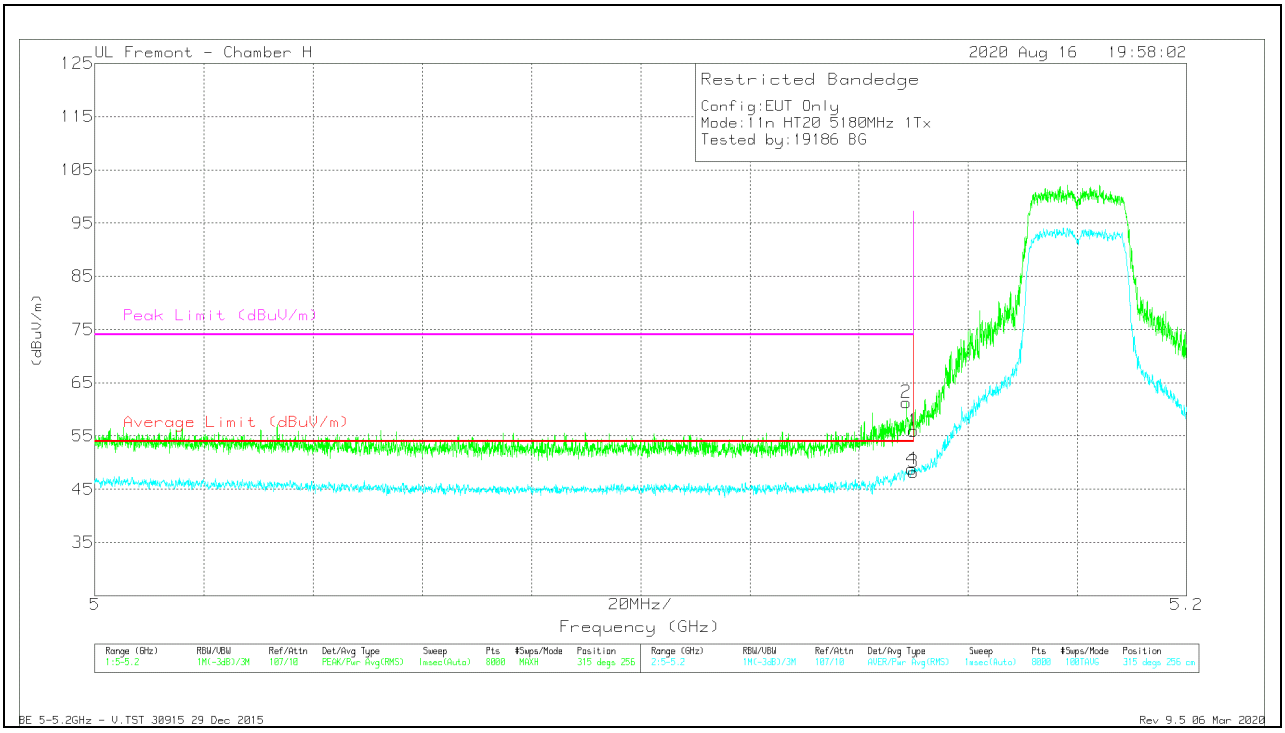

Marker	Frequency (GHz)	Meter Reading (dBuV)	Det	AF T863 (dB/m)	Amp/Cbl/Fltr/Pad (dB)	DC Corr (dB)	Corrected Reading (dBuV/m)	Average Limit (dBuV/m)	Margin (dB)	Peak Limit (dBuV/m)	PK Margin (dB)	Azimuth (Degs)	Height (cm)	Polarity
1	* 5.14999	42.88	Pk	34.4	-21.3	0	55.98	-	-	74	-18.02	315	256	V
2	* 5.14864	48.33	Pk	34.3	-21.3	0	61.33	-	-	74	-12.67	315	256	V
3	* 5.14999	34.79	RMS	34.4	-21.3	.37	48.25	54	-5.75	-	-	315	256	V
4	* 5.14967	35.36	RMS	34.4	-21.3	.37	48.82	54	-5.18	-	-	315	256	V

* - indicates frequency in CFR47 Pt 15 / IC RSS-Restricted Band
Pk - Peak detector
RMS - RMS detection

UL VERIFICATION SERVICES INC.
47173 Benicia Street, Fremont, CA 94538; USA TEL:(510) 319-4000 FAX:(510) 661-0888
This report shall not be reproduced except in full, without the written approval of UL Verification Services Inc.

2TX ANT 5 + ANT 6 CDD MODE

BANDEDGE (LOW CHANNEL)

HORIZONTAL RESULT

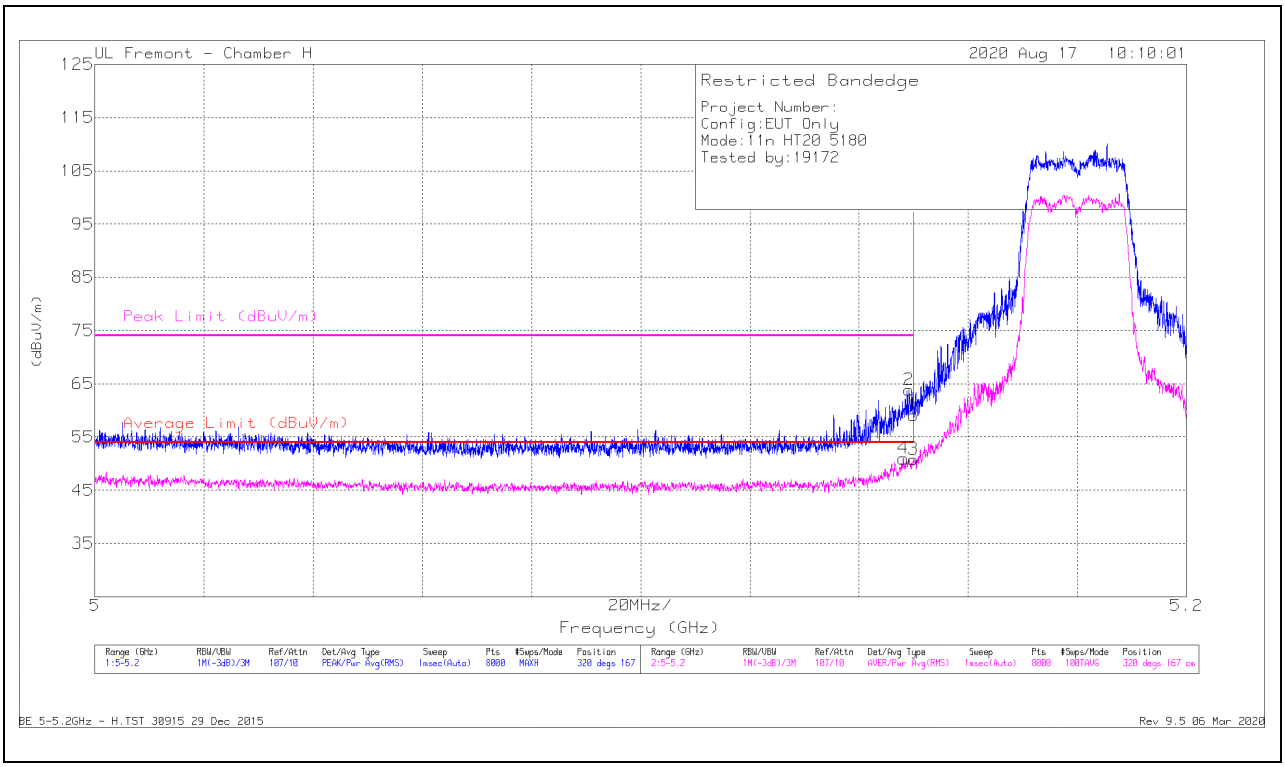

Marker	Frequency (GHz)	Meter Reading (dBuV)	Det	AF T863 (dB/m)	Amp/Cbl/Fltr/Pad (dB)	DC Corr (dB)	Corrected Reading (dBuV/m)	Average Limit (dBuV/m)	Margin (dB)	Peak Limit (dBuV/m)	PK Margin (dB)	Azimuth (Degs)	Height (cm)	Polarity
1	* 5.14999	46.04	Pk	34.4	-21.3	0	59.14	-	-	74	-14.86	320	167	H
2	* 5.14914	50.73	Pk	34.4	-21.3	0	63.83	-	-	74	-10.17	320	167	H
3	* 5.14999	37.15	RMS	34.4	-21.3	.57	50.82	54	-3.18	-	-	320	167	H
4	* 5.14812	37.41	RMS	34.3	-21.3	.57	50.98	54	-3.02	-	-	320	167	H

* - indicates frequency in CFR47 Pt 15 / IC RSS-Restricted Band
Pk - Peak detector
RMS - RMS detection

UL VERIFICATION SERVICES INC.
47173 Benicia Street, Fremont, CA 94538; USA TEL:(510) 319-4000 FAX:(510) 661-0888
This report shall not be reproduced except in full, without the written approval of UL Verification Services Inc.

VERTICAL RESULT

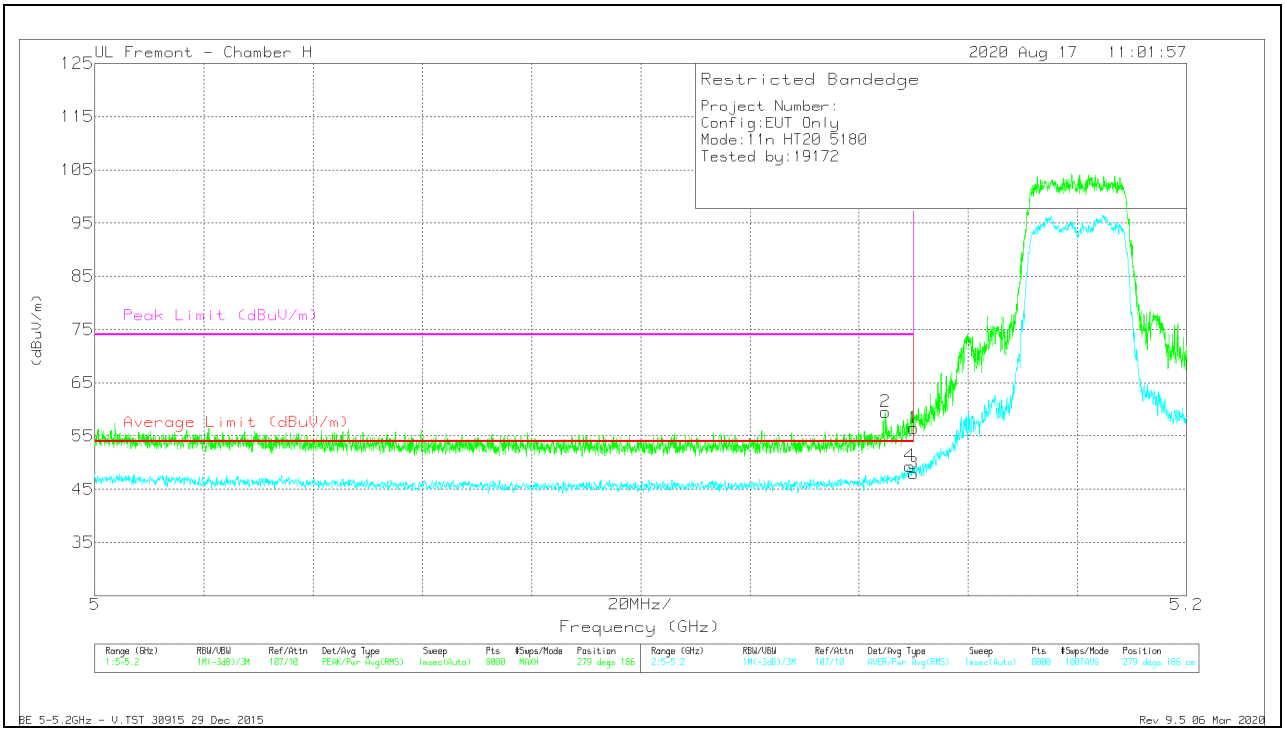

Marker	Frequency (GHz)	Meter Reading (dBuV)	Det	AF T863 (dB/m)	Amp/Cbl/Fltr/Pad (dB)	DC Corr (dB)	Corrected Reading (dBuV/m)	Average Limit (dBuV/m)	Margin (dB)	Peak Limit (dBuV/m)	PK Margin (dB)	Azimuth (Degs)	Height (cm)	Polarity
1	* 5.14999	43.38	Pk	34.4	-21.3	0	56.48	-	-	74	-17.52	279	186	V
2	* 5.14479	46.63	Pk	34.3	-21.4	0	59.53	-	-	74	-14.47	279	186	V
3	* 5.14999	34.27	RMS	34.4	-21.3	.57	47.94	54	-6.06	-	-	279	186	V
4	* 5.14929	35.68	RMS	34.4	-21.3	.57	49.35	54	-4.65	-	-	279	186	V

* - indicates frequency in CFR47 Pt 15 / IC RSS-Restricted Band
Pk - Peak detector
RMS - RMS detection

UL VERIFICATION SERVICES INC.
47173 Benicia Street, Fremont, CA 94538; USA TEL:(510) 319-4000 FAX:(510) 661-0888
This report shall not be reproduced except in full, without the written approval of UL Verification Services Inc.

1.1.2. TX ABOVE 1 GHz 802.11n HT40 MODE IN THE 5.2 GHz BAND

1TX ANT 5

BANDEDGE (LOW CHANNEL)

HORIZONTAL RESULT

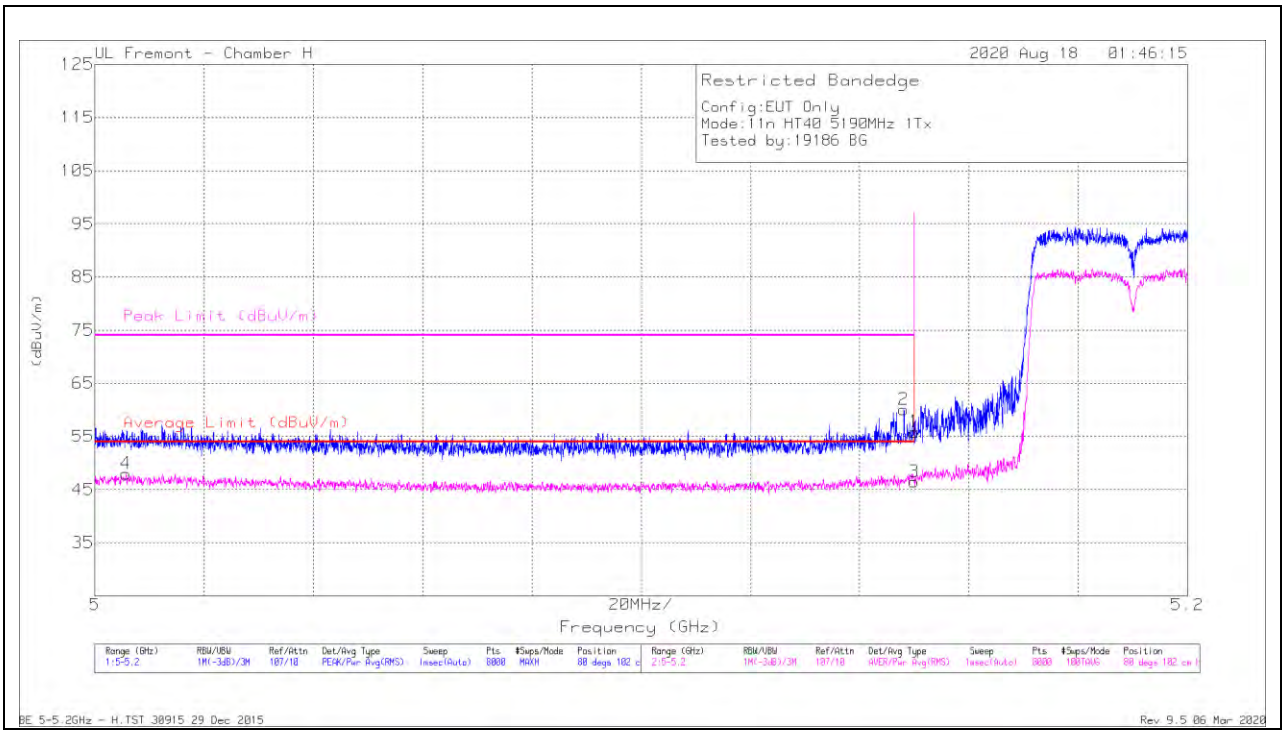

Marker	Frequency (GHz)	Meter Reading (dBuV)	Det	AF T863 (dB/m)	Amp/Cbl/Fltr/Pad (dB)	DC Corr (dB)	Corrected Reading (dBuV/m)	Average Limit (dBuV/m)	Margin (dB)	Peak Limit (dBuV/m)	PK Margin (dB)	Azimuth (Degs)	Height (cm)	Polarity
1	* 5.14999	42.7	Pk	34.4	-21.3	0	55.8	-	-	74	-18.2	80	102	H
2	* 5.14809	47.05	Pk	34.3	-21.3	0	60.05	-	-	74	-13.95	80	102	H
3	* 5.14999	32.74	RMS	34.4	-21.3	.65	46.49	54	-7.51	-	-	80	102	H
4	* 5.00573	34.63	RMS	34.2	-21.5	.65	47.98	54	-6.02	-	-	80	102	H

* - indicates frequency in CFR47 Pt 15 / IC RSS-Restricted Band
Pk - Peak detector
RMS - RMS detection

UL VERIFICATION SERVICES INC.
47173 Benicia Street, Fremont, CA 94538; USA TEL:(510) 319-4000 FAX:(510) 661-0888
This report shall not be reproduced except in full, without the written approval of UL Verification Services Inc.

VERTICAL RESULT

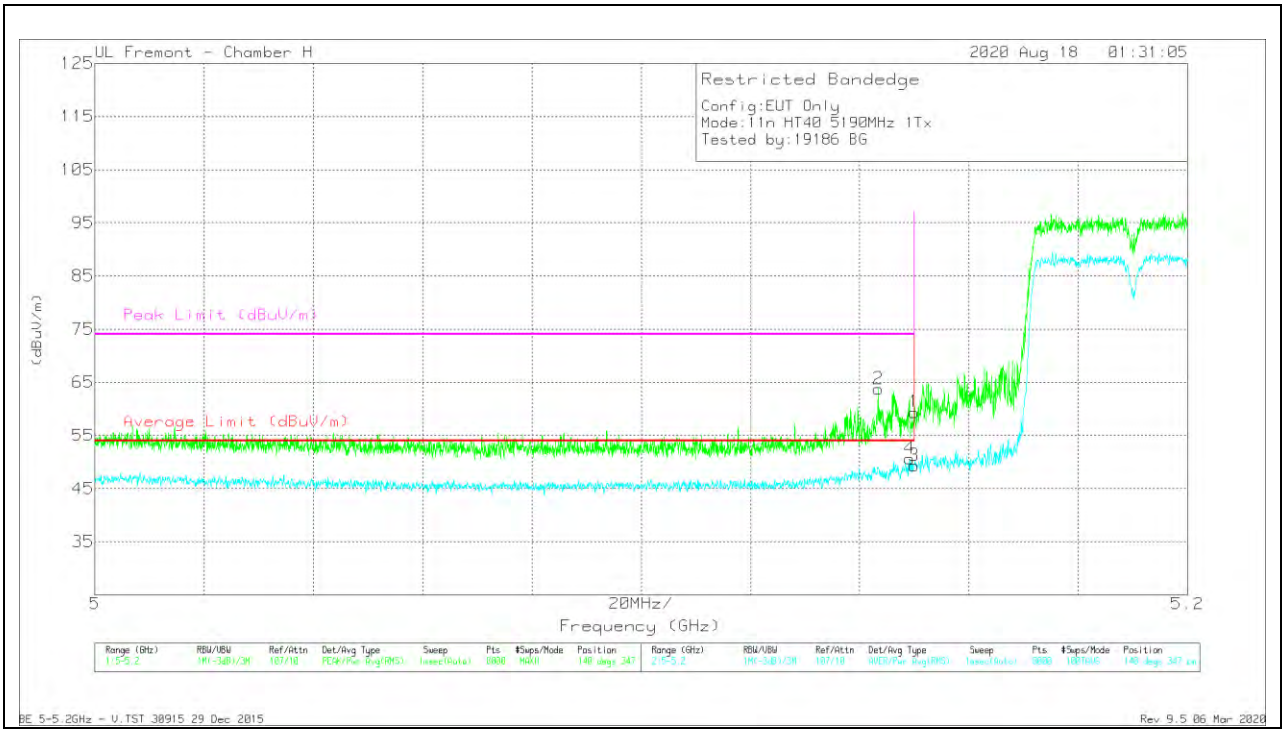

Marker	Frequency (GHz)	Meter Reading (dBuV)	Det	AF T863 (dB/m)	Amp/Cbl/Fltr/Pad (dB)	DC Corr (dB)	Corrected Reading (dBuV/m)	Average Limit (dBuV/m)	Margin (dB)	Peak Limit (dBuV/m)	PK Margin (dB)	Azimuth (Degs)	Height (cm)	Polarity
1	* 5.14999	46.29	Pk	34.4	-21.3	0	59.39	-	-	74	-14.61	140	347	V
2	* 5.14337	50.74	Pk	34.3	-21.3	0	63.74	-	-	74	-10.26	140	347	V
3	* 5.14999	35.59	RMS	34.4	-21.3	.65	49.34	54	-4.66	-	-	140	347	V
4	* 5.14914	36.88	RMS	34.4	-21.3	.65	50.63	54	-3.37	-	-	140	347	V

* - indicates frequency in CFR47 Pt 15 / IC RSS-Restricted Band
Pk - Peak detector
RMS - RMS detection

UL VERIFICATION SERVICES INC.
47173 Benicia Street, Fremont, CA 94538; USA TEL:(510) 319-4000 FAX:(510) 661-0888
This report shall not be reproduced except in full, without the written approval of UL Verification Services Inc.

1TX ANT 6

BANDEDGE (LOW CHANNEL)

HORIZONTAL RESULT

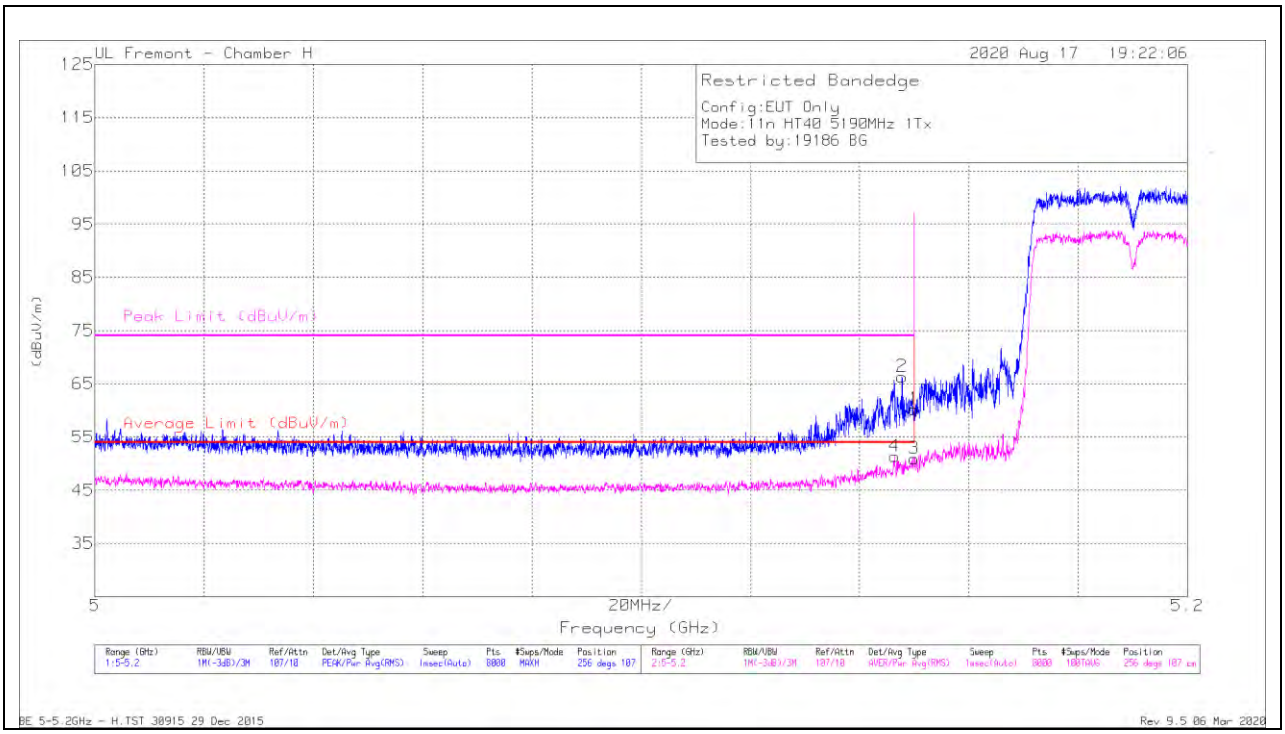

Marker	Frequency (GHz)	Meter Reading (dBuV)	Det	AF T863 (dB/m)	Amp/Cbl/Fltr/Pad (dB)	DC Corr (dB)	Corrected Reading (dBuV/m)	Average Limit (dBuV/m)	Margin (dB)	Peak Limit (dBuV/m)	PK Margin (dB)	Azimuth (Degs)	Height (cm)	Polarity
1	* 5.14999	47.12	Pk	34.4	-21.3	0	60.22	-	-	74	-13.78	256	107	H
2	* 5.14774	53.43	Pk	34.3	-21.4	0	66.33	-	-	74	-7.67	256	107	H
3	* 5.14999	37.2	RMS	34.4	-21.3	.65	50.95	54	-3.05	-	-	256	107	H
4	* 5.14637	37.81	RMS	34.3	-21.4	.65	51.36	54	-2.64	-	-	256	107	H

* - indicates frequency in CFR47 Pt 15 / IC RSS-Restricted Band
Pk - Peak detector
RMS - RMS detection

UL VERIFICATION SERVICES INC.
47173 Benicia Street, Fremont, CA 94538; USA TEL:(510) 319-4000 FAX:(510) 661-0888
This report shall not be reproduced except in full, without the written approval of UL Verification Services Inc.

VERTICAL RESULT

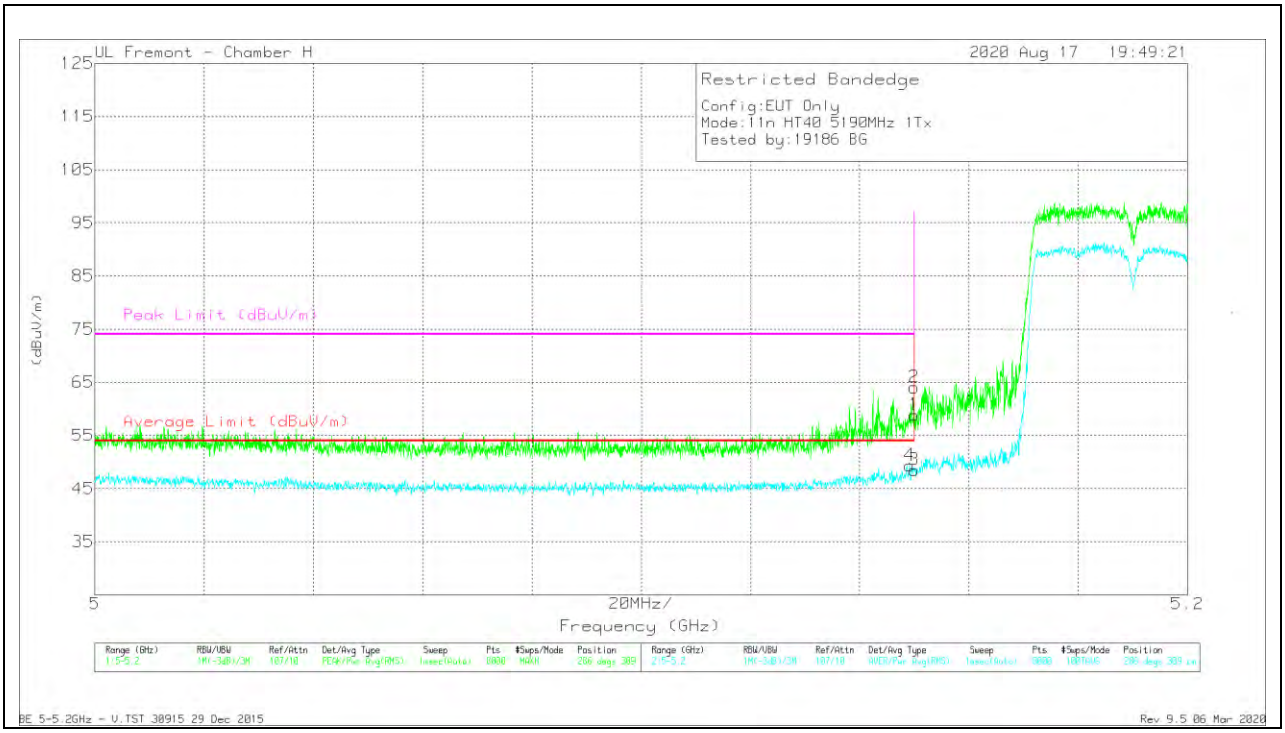

Marker	Frequency (GHz)	Meter Reading (dBuV)	Det	AF T863 (dB/m)	Amp/Cbl/Fltr/Pad (dB)	DC Corr (dB)	Corrected Reading (dBuV/m)	Average Limit (dBuV/m)	Margin (dB)	Peak Limit (dBuV/m)	PK Margin (dB)	Azimuth (Degs)	Height (cm)	Polarity
1	* 5.14999	45.77	Pk	34.4	-21.3	0	58.87	-	-	74	-15.13	286	309	V
2	* 5.14992	50.95	Pk	34.4	-21.3	0	64.05	-	-	74	-9.95	286	309	V
3	* 5.14999	34.75	RMS	34.4	-21.3	.65	48.5	54	-5.5	-	-	286	309	V
4	* 5.14912	35.56	RMS	34.4	-21.3	.65	49.31	54	-4.69	-	-	286	309	V

* - indicates frequency in CFR47 Pt 15 / IC RSS-Restricted Band
Pk - Peak detector
RMS - RMS detection

UL VERIFICATION SERVICES INC.
47173 Benicia Street, Fremont, CA 94538; USA TEL:(510) 319-4000 FAX:(510) 661-0888
This report shall not be reproduced except in full, without the written approval of UL Verification Services Inc.

2TX ANT 5 + ANT 6 CDD MODE

BANDEDGE (LOW CHANNEL)

HORIZONTAL RESULT

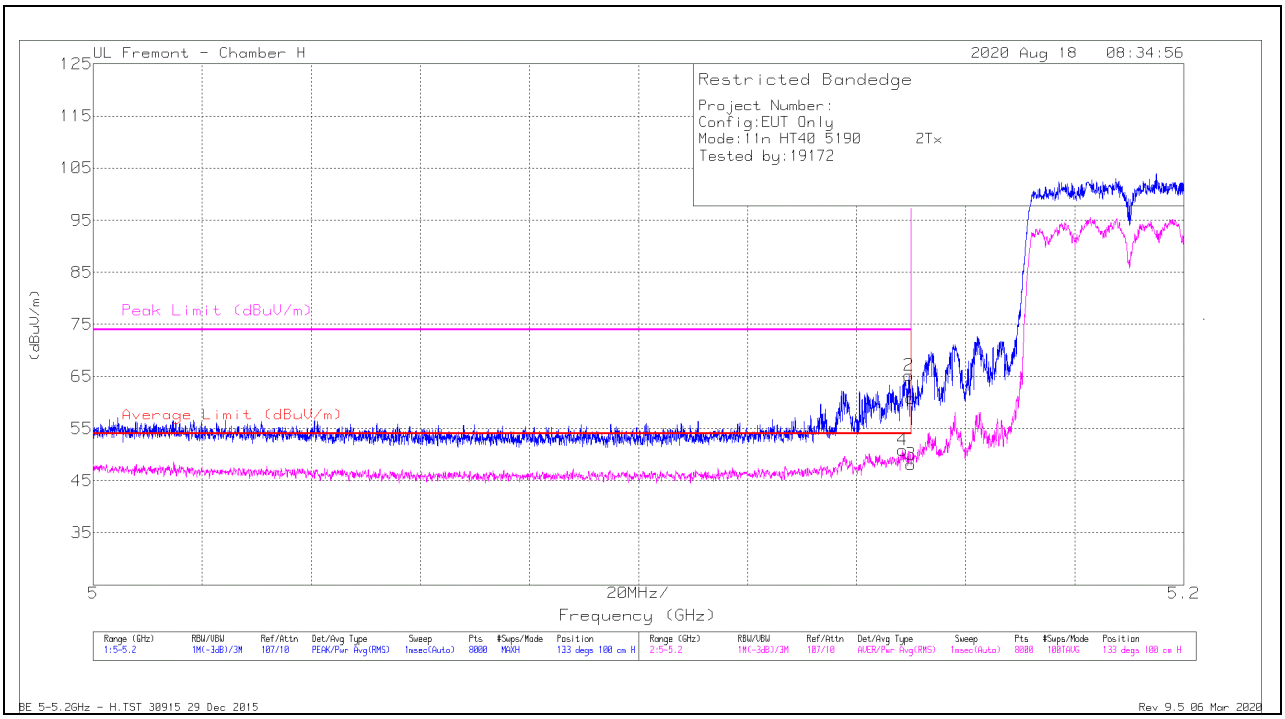

Marker	Frequency (GHz)	Meter Reading (dBuV)	Det	AF T863 (dB/m)	Amp/Cbl/Fltr/Pad (dB)	DC Corr (dB)	Corrected Reading (dBuV/m)	Average Limit (dBuV/m)	Margin (dB)	Peak Limit (dBuV/m)	PK Margin (dB)	Azimuth (Degs)	Height (cm)	Polarity
4	* 5.14839	36.94	RMS	34.3	-21.3	.89	50.83	54	-3.17	-	-	133	100	H
2	* 5.14959	52.11	Pk	34.4	-21.3	0	65.21	-	-	74	-8.79	133	100	H
1	* 5.14999	47.8	Pk	34.4	-21.3	0	60.9	-	-	74	-13.1	133	100	H
3	* 5.14999	34.15	RMS	34.4	-21.3	.89	48.14	54	-5.86	-	-	133	100	H

* - indicates frequency in CFR47 Pt 15 / IC RSS-Restricted Band
Pk - Peak detector
RMS - RMS detection

UL VERIFICATION SERVICES INC.
47173 Benicia Street, Fremont, CA 94538; USA TEL:(510) 319-4000 FAX:(510) 661-0888
This report shall not be reproduced except in full, without the written approval of UL Verification Services Inc.

VERTICAL RESULT

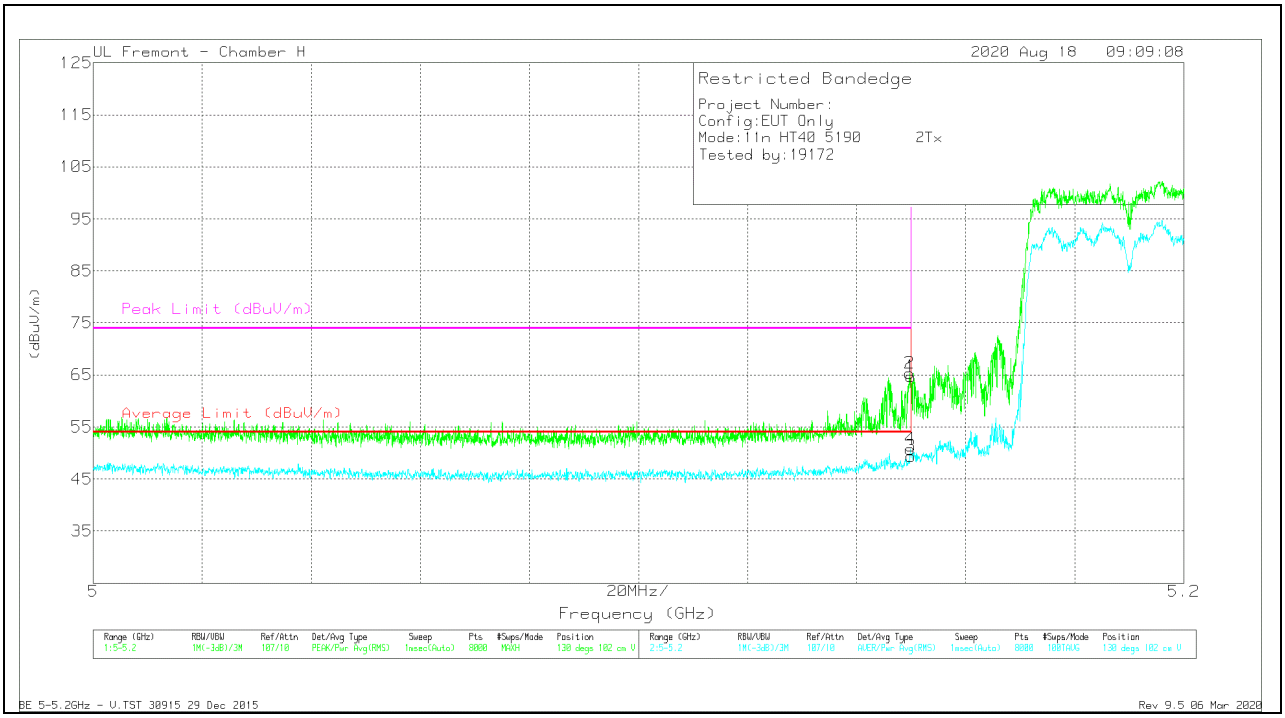

Marker	Frequency (GHz)	Meter Reading (dBuV)	Det	AF T863 (dB/m)	Amp/Cbl/Fltr/Pad (dB)	DC Corr (dB)	Corrected Reading (dBuV/m)	Average Limit (dBuV/m)	Margin (dB)	Peak Limit (dBuV/m)	PK Margin (dB)	Azimuth (Degs)	Height (cm)	Polarity
1	* 5.14999	51.65	Pk	34.4	-21.3	0	64.75	-	-	74	-9.25	130	102	V
2	* 5.14969	52.23	Pk	34.4	-21.3	0	65.33	-	-	74	-8.67	130	102	V
3	* 5.14999	35.42	RMS	34.4	-21.3	.89	49.41	54	-4.59	-	-	130	102	V
4	* 5.14984	36.78	RMS	34.4	-21.3	.89	50.77	54	-3.23	-	-	130	102	V

* - indicates frequency in CFR47 Pt 15 / IC RSS-Restricted Band
Pk - Peak detector
RMS - RMS detection

UL VERIFICATION SERVICES INC.
47173 Benicia Street, Fremont, CA 94538; USA TEL:(510) 319-4000 FAX:(510) 661-0888
This report shall not be reproduced except in full, without the written approval of UL Verification Services Inc.

1.1.3. TX ABOVE 1 GHz 802.11ac VHT80 MODE IN THE 5.2 GHz BAND

1TX ANT 5

BANDEDGE (MID CHANNEL)

HORIZONTAL RESULT

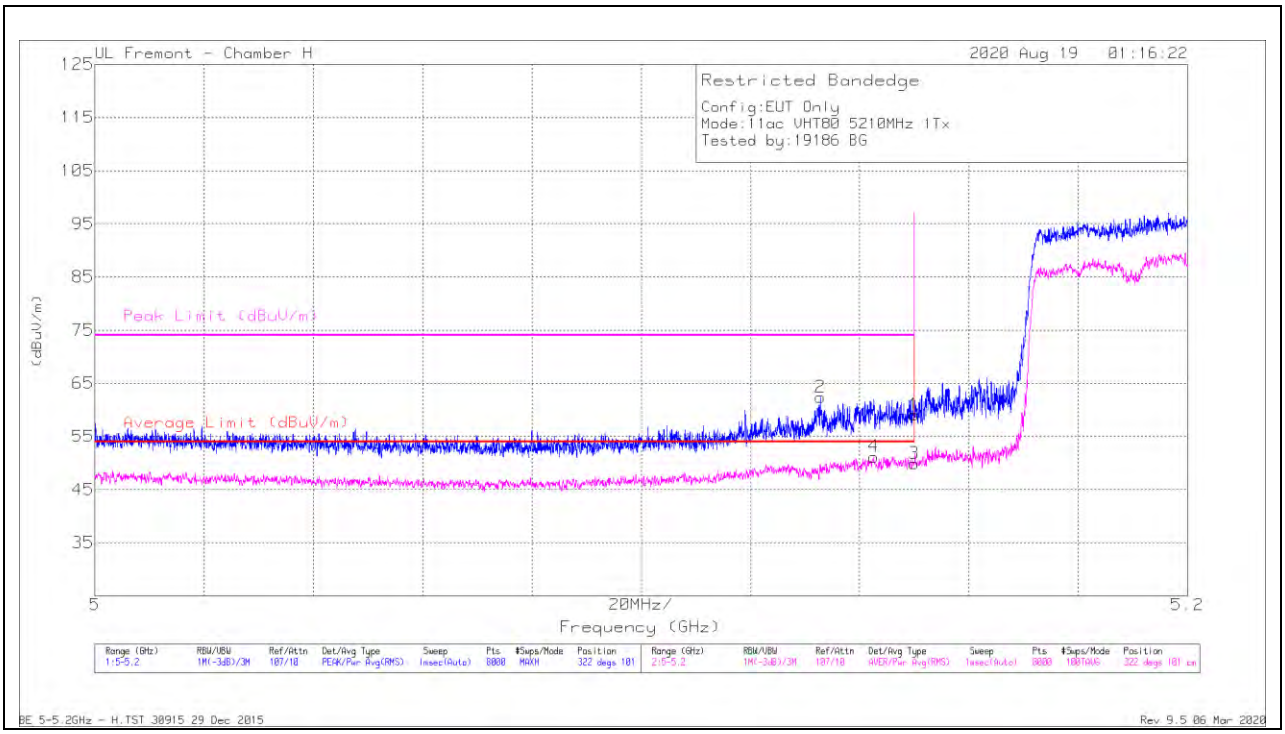

Marker	Frequency (GHz)	Meter Reading (dBuV)	Det	AF T863 (dB/m)	Amp/Cbl/Fltr/Pad (dB)	DC Corr (dB)	Corrected Reading (dBuV/m)	Average Limit (dBuV/m)	Margin (dB)	Peak Limit (dBuV/m)	PK Margin (dB)	Azimuth (Degs)	Height (cm)	Polarity
1	* 5.14999	45.97	Pk	34.4	-21.3	0	59.07	-	-	74	-14.93	322	101	H
2	* 5.13279	49.37	Pk	34.4	-21.4	0	62.37	-	-	74	-11.63	322	101	H
3	* 5.14999	35.71	RMS	34.4	-21.3	1.08	49.89	54	-4.11	-	-	322	101	H
4	* 5.14254	37.07	RMS	34.3	-21.3	1.08	51.15	54	-2.85	-	-	322	101	H

* - indicates frequency in CFR47 Pt 15 / IC RSS-Restricted Band
Pk - Peak detector
RMS - RMS detection

UL VERIFICATION SERVICES INC.
47173 Benicia Street, Fremont, CA 94538; USA TEL:(510) 319-4000 FAX:(510) 661-0888
This report shall not be reproduced except in full, without the written approval of UL Verification Services Inc.

VERTICAL RESULT

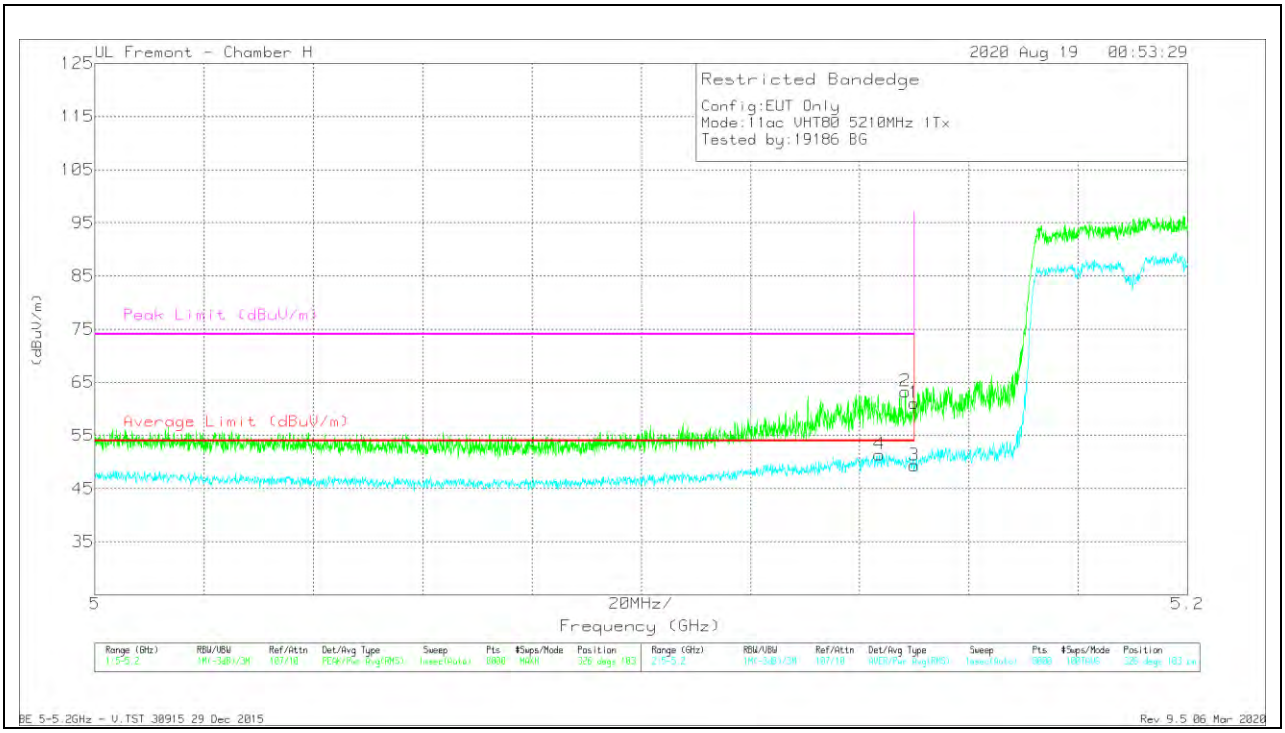

Marker	Frequency (GHz)	Meter Reading (dBuV)	Det	AF T863 (dB/m)	Amp/Cbl/Fltr/Pad (dB)	DC Corr (dB)	Corrected Reading (dBuV/m)	Average Limit (dBuV/m)	Margin (dB)	Peak Limit (dBuV/m)	PK Margin (dB)	Azimuth (Degs)	Height (cm)	Polarity
1	* 5.14999	48	Pk	34.4	-21.3	0	61.1	-	-	74	-12.9	326	103	V
2	* 5.14834	50.3	Pk	34.3	-21.3	0	63.3	-	-	74	-10.7	326	103	V
3	* 5.14999	35.17	RMS	34.4	-21.3	1.08	49.35	54	-4.65	-	-	326	103	V
4	* 5.14359	37.43	RMS	34.3	-21.4	1.08	51.41	54	-2.59	-	-	326	103	V

* - indicates frequency in CFR47 Pt 15 / IC RSS-Restricted Band
Pk - Peak detector
RMS - RMS detection

UL VERIFICATION SERVICES INC.
47173 Benicia Street, Fremont, CA 94538; USA TEL:(510) 319-4000 FAX:(510) 661-0888
This report shall not be reproduced except in full, without the written approval of UL Verification Services Inc.

1TX ANT 6

BANDEDGE (MID CHANNEL)

HORIZONTAL RESULT

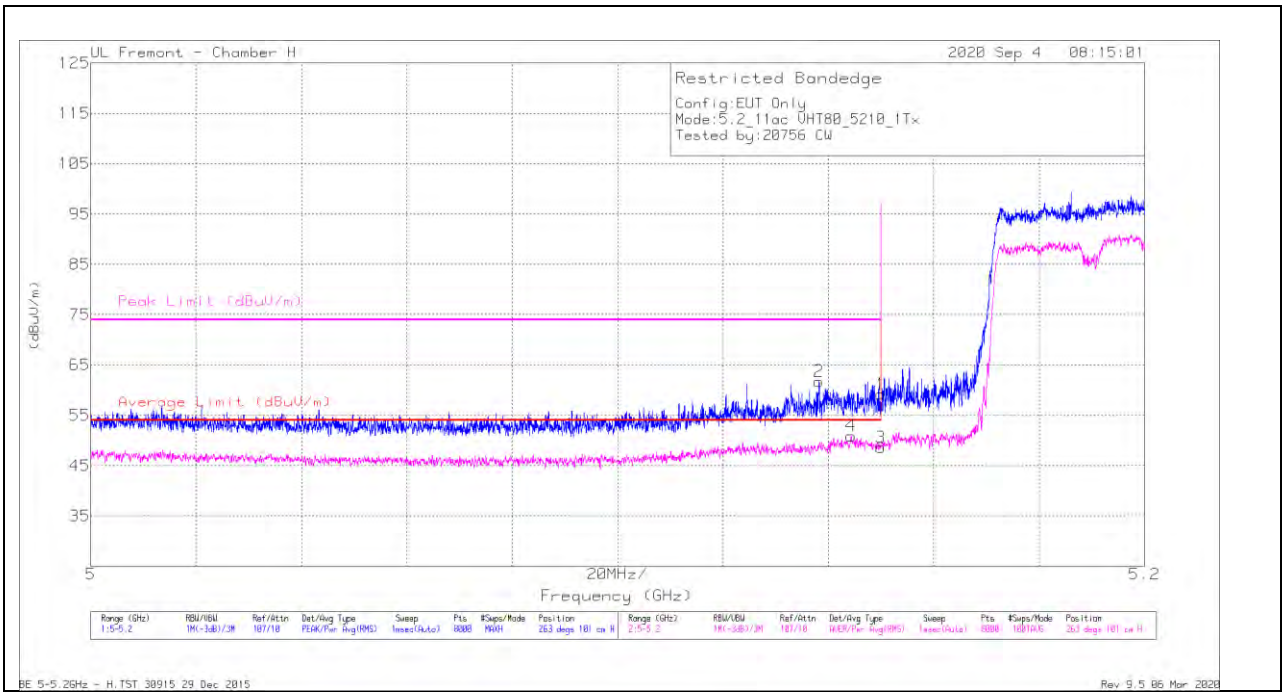

Marker	Frequency (GHz)	Meter Reading (dBuV)	Det	AF T862 (dB/m)	Amp/Cbl/Filtr/Pad (dB)	DC Corr (dB)	Corrected Reading (dBuV/m)	Average Limit (dBuV/m)	Margin (dB)	Peak Limit (dBuV/m)	PK Margin (dB)	Azimuth (Degs)	Height (cm)	Polarity
2	* 5.13824	48.68	Pk	34.4	-21.3	0	61.78	-	-	74	-12.22	263	101	H
4	* 5.14432	36.96	RMS	34.3	-21.4	1.08	50.94	54	-3.06	-	-	263	101	H
1	* 5.14999	46.26	Pk	34.3	-21.3	0	59.26	-	-	74	-14.74	263	101	H
3	* 5.14999	34.53	RMS	34.3	-21.3	1.08	48.61	54	-5.39	-	-	263	101	H

* - indicates frequency in CFR47 Pt 15 / IC RSS-Restricted Band
Pk - Peak detector
RMS - RMS detection

UL VERIFICATION SERVICES INC.
47173 Benicia Street, Fremont, CA 94538; USA TEL:(510) 319-4000 FAX:(510) 661-0888
This report shall not be reproduced except in full, without the written approval of UL Verification Services Inc.

VERTICAL RESULT

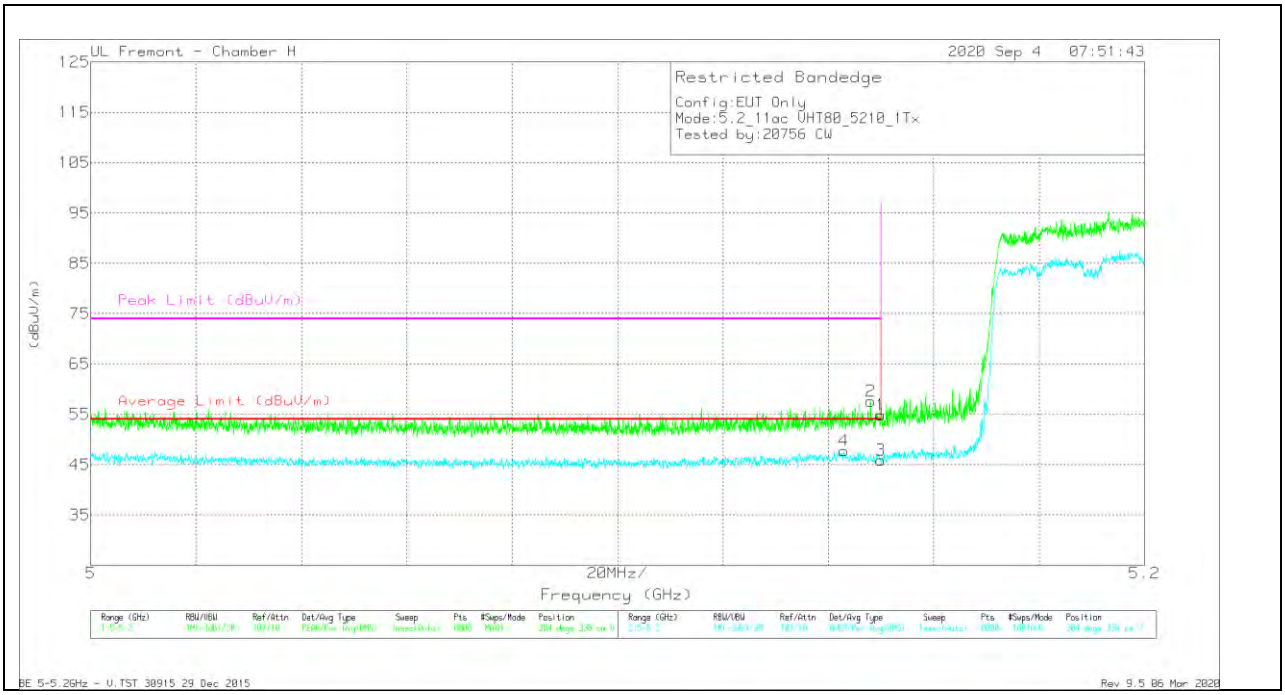

Marker	Frequency (GHz)	Meter Reading (dBuV)	Det	AF T862 (dB/m)	Amp/Cbl/Fltr/Pad (dB)	DC Corr (dB)	Corrected Reading (dBuV/m)	Average Limit (dBuV/m)	Margin (dB)	Peak Limit (dBuV/m)	PK Margin (dB)	Azimuth (Degs)	Height (cm)	Polarity
4	* 5.14294	33.65	RMS	34.3	-21.3	1.08	47.73	54	-6.27	-	-	304	338	V
2	* 5.14802	44.73	Pk	34.3	-21.4	0	57.63	-	-	74	-16.37	304	338	V
1	* 5.14999	41.83	Pk	34.3	-21.3	0	54.83	-	-	74	-19.17	304	338	V
3	* 5.14999	31.79	RMS	34.3	-21.3	1.08	45.87	54	-8.13	-	-	304	338	V

* - indicates frequency in CFR47 Pt 15 / IC RSS-Restricted Band
Pk - Peak detector
RMS - RMS detection

UL VERIFICATION SERVICES INC.
47173 Benicia Street, Fremont, CA 94538; USA TEL:(510) 319-4000 FAX:(510) 661-0888
This report shall not be reproduced except in full, without the written approval of UL Verification Services Inc.

2TX ANT 5 + ANT 6 CDD MODE

BANDEDGE (MID CHANNEL)

HORIZONTAL RESULT

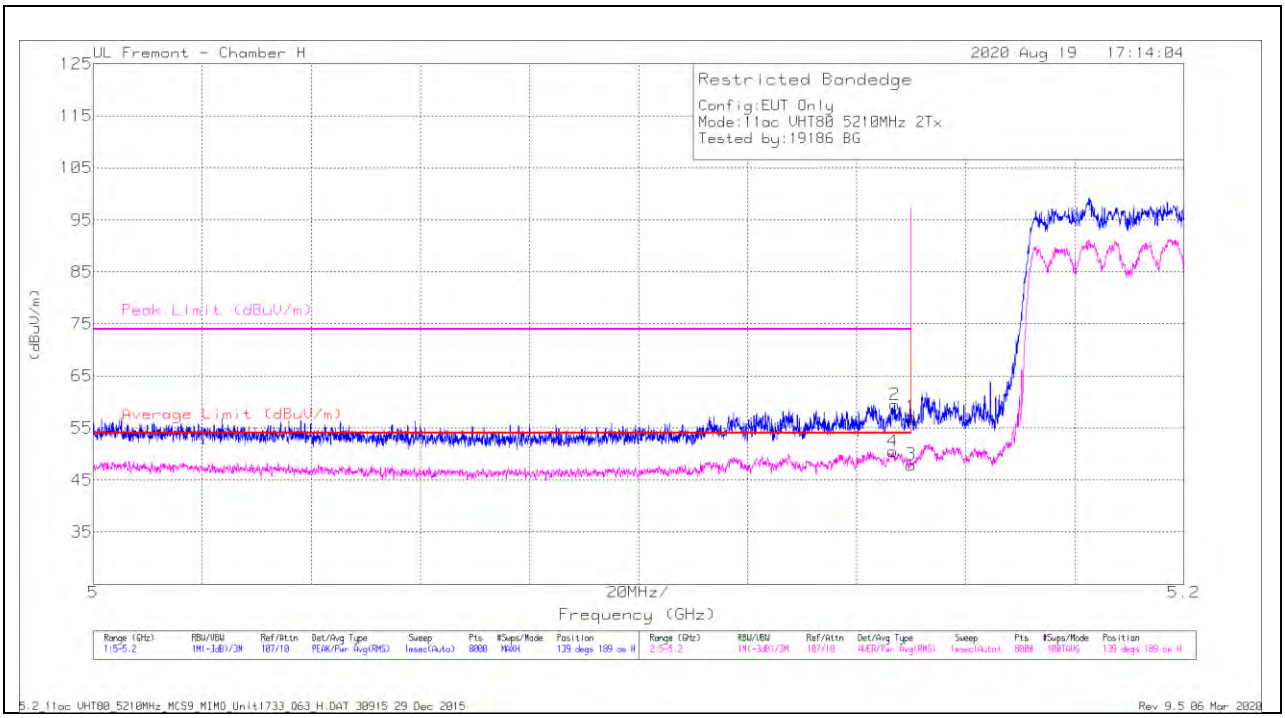

Marker	Frequency (GHz)	Meter Reading (dBuV)	Det	AF T863 (dB/m)	Amp/Cbl/Fltr/Pad (dB)	DC Corr (dB)	Corrected Reading (dBuV/m)	Average Limit (dBuV/m)	Margin (dB)	Peak Limit (dBuV/m)	PK Margin (dB)	Azimuth (Degs)	Height (cm)	Polarity
1	* 5.14999	43.99	Pk	34.4	-21.3	0	57.09	-	-	74	-16.91	139	189	H
2	* 5.14694	46.58	Pk	34.3	-21.4	0	59.48	-	-	74	-14.52	139	189	H
3	* 5.14999	33.54	RMS	34.4	-21.3	1.31	47.95	54	-6.05	-	-	139	189	H
4	* 5.14667	36.31	RMS	34.3	-21.4	1.31	50.52	54	-3.48	-	-	139	189	H

* - indicates frequency in CFR47 Pt 15 / IC RSS-Restricted Band
Pk - Peak detector
RMS - RMS detection

UL VERIFICATION SERVICES INC.
47173 Benicia Street, Fremont, CA 94538; USA TEL:(510) 319-4000 FAX:(510) 661-0888
This report shall not be reproduced except in full, without the written approval of UL Verification Services Inc.

VERTICAL RESULT

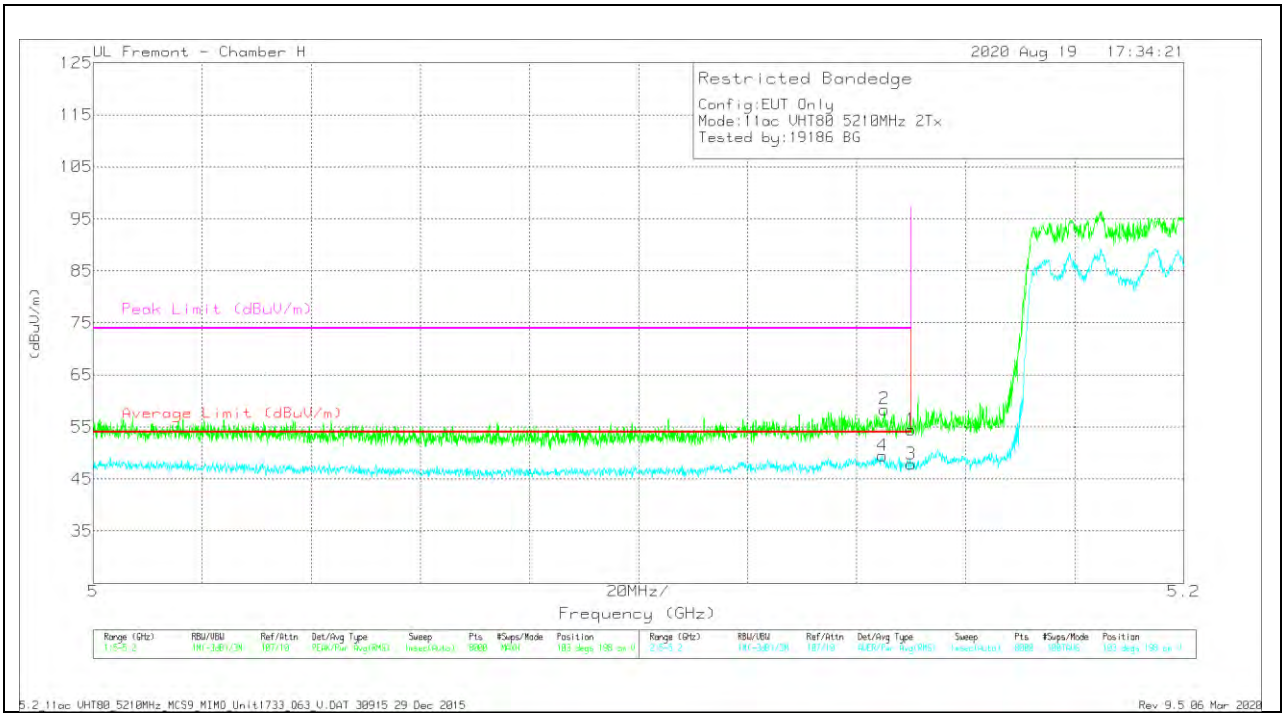

Marker	Frequency (GHz)	Meter Reading (dBuV)	Det	AF T863 (dB/m)	Amp/Cbl/Filtr/Pad (dB)	DC Corr (dB)	Corrected Reading (dBuV/m)	Average Limit (dBuV/m)	Margin (dB)	Peak Limit (dBuV/m)	PK Margin (dB)	Azimuth (Degs)	Height (cm)	Polarity
1	* 5.14999	41.41	Pk	34.4	-21.3	0	54.51	-	-	74	-19.49	103	198	V
2	* 5.14507	45.52	Pk	34.3	-21.4	0	58.42	-	-	74	-15.58	103	198	V
3	* 5.14999	33.52	RMS	34.4	-21.3	1.31	47.93	54	-6.07	-	-	103	198	V
4	* 5.14472	35.32	RMS	34.3	-21.4	1.31	49.53	54	-4.47	-	-	103	198	V

* - indicates frequency in CFR47 Pt 15 / IC RSS-Restricted Band
Pk - Peak detector
RMS - RMS detection

UL VERIFICATION SERVICES INC.
47173 Benicia Street, Fremont, CA 94538; USA TEL:(510) 319-4000 FAX:(510) 661-0888
This report shall not be reproduced except in full, without the written approval of UL Verification Services Inc.

1.1.4. TX ABOVE 1 GHz 802.11ax HE20 MODE IN THE 5.2 GHz BAND

1TX ANT 5 – SU, RU Index 61

BANDEDGE (LOW CHANNEL)

HORIZONTAL RESULT

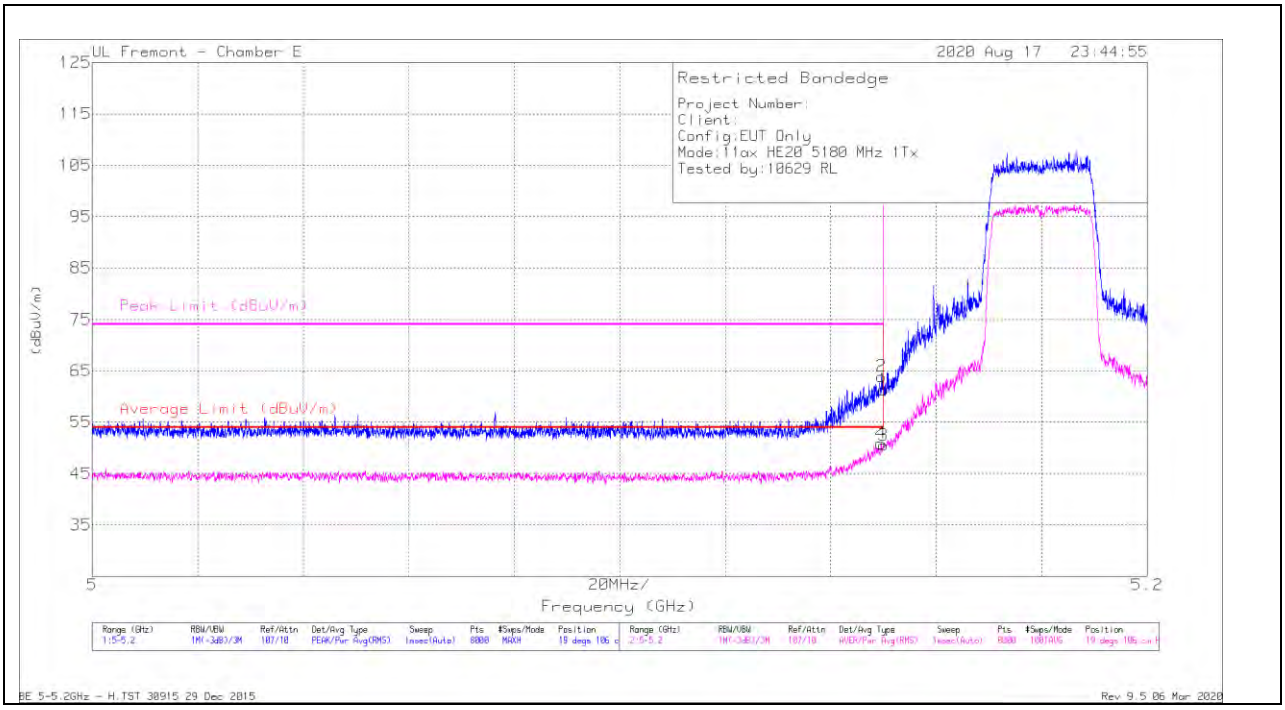

Marker	Frequency (GHz)	Meter Reading (dBuV)	Det	AF T712 (dB/m)	Amp/Cbl/Fltr/Pad (dB)	Corrected Reading (dBuV/m)	Average Limit (dBuV/m)	Margin (dB)	Peak Limit (dBuV/m)	PK Margin (dB)	Azimuth (Degs)	Height (cm)	Polarity
1	* 5.14999	49.33	Pk	34.3	-22.3	61.33	-	-	74	-12.67	19	106	H
2	* 5.14959	51.92	Pk	34.3	-22.3	63.92	-	-	74	-10.08	19	106	H
3	* 5.14999	38.5	RMS	34.3	-22.3	50.5	54	-3.5	-	-	19	106	H
4	* 5.14954	38.85	RMS	34.3	-22.3	50.85	54	-3.15	-	-	19	106	H

* - indicates frequency in CFR47 Pt 15 / IC RSS-Restricted Band
Pk - Peak detector
RMS - RMS detection

UL VERIFICATION SERVICES INC.
47173 Benicia Street, Fremont, CA 94538; USA TEL:(510) 319-4000 FAX:(510) 661-0888
This report shall not be reproduced except in full, without the written approval of UL Verification Services Inc.

VERTICAL RESULT

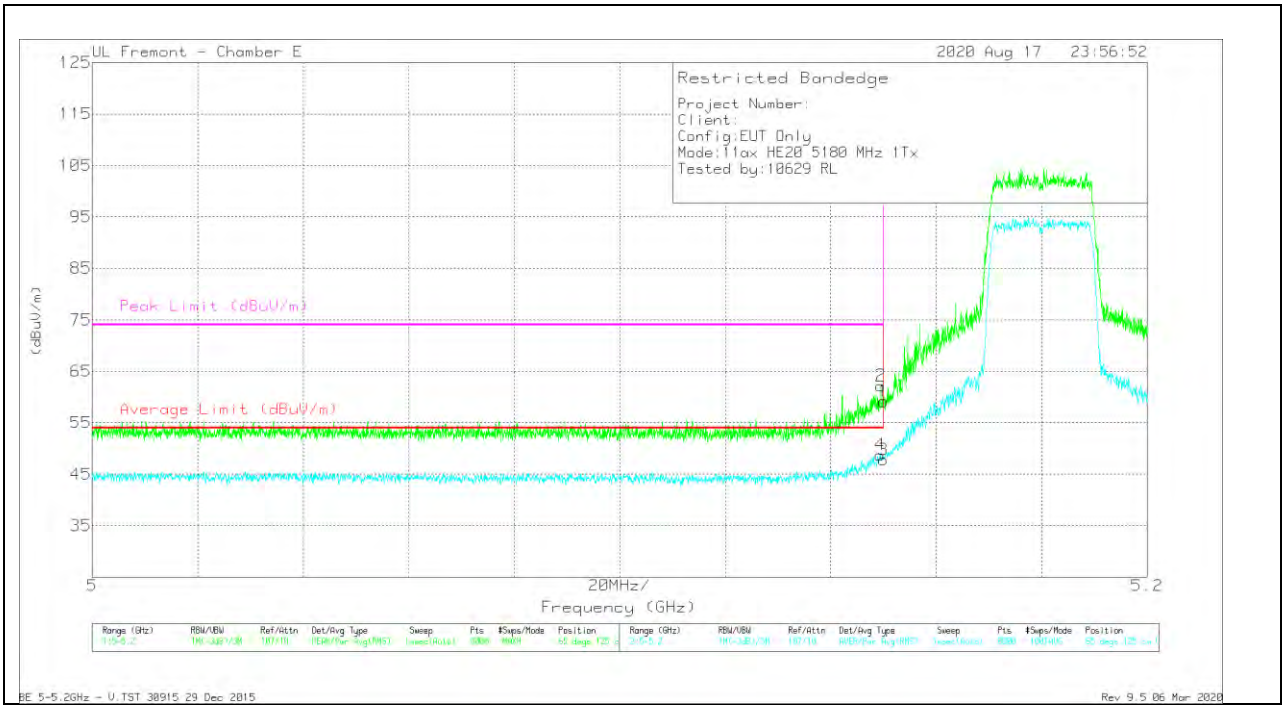

Marker	Frequency (GHz)	Meter Reading (dBuV)	Det	AF T712 (dB/m)	Amp/Cbl/Fltr/Pad (dB)	Corrected Reading (dBuV/m)	Average Limit (dBuV/m)	Margin (dB)	Peak Limit (dBuV/m)	PK Margin (dB)	Azimuth (Degs)	Height (cm)	Polarity
1	* 5.14999	47.17	Pk	34.3	-22.3	59.17	-	-	74	-14.83	65	125	V
2	* 5.14947	50.18	Pk	34.3	-22.3	62.18	-	-	74	-11.82	65	125	V
3	* 5.14999	35.83	RMS	34.3	-22.3	47.83	54	-6.17	-	-	65	125	V
4	* 5.14932	36.75	RMS	34.3	-22.3	48.75	54	-5.25	-	-	65	125	V

* - indicates frequency in CFR47 Pt 15 / IC RSS-Restricted Band
Pk - Peak detector
RMS - RMS detection

UL VERIFICATION SERVICES INC.
47173 Benicia Street, Fremont, CA 94538; USA TEL:(510) 319-4000 FAX:(510) 661-0888
This report shall not be reproduced except in full, without the written approval of UL Verification Services Inc.

1TX ANT 5 – 26 Tones, RU Index 0

BANDEDGE (LOW CHANNEL)

HORIZONTAL RESULT

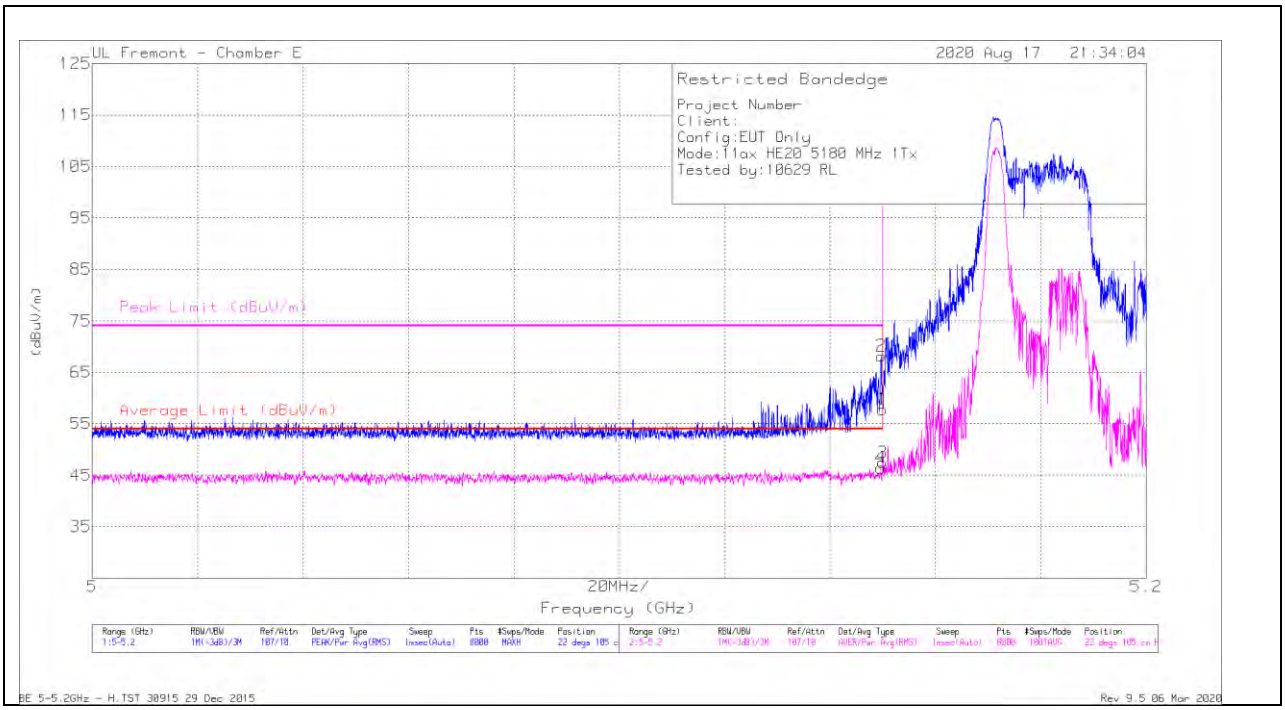

Marker	Frequency (GHz)	Meter Reading (dBuV)	Det	AF T712 (dB/m)	Amp/Cbl/Fltr/Pad (dB)	Corrected Reading (dBuV/m)	Average Limit (dBuV/m)	Margin (dB)	Peak Limit (dBuV/m)	PK Margin (dB)	Azimuth (Degs)	Height (cm)	Polarity
1	* 5.14999	45.77	Pk	34.3	-22.3	57.77	-	-	74	-16.23	22	105	H
2	* 5.14969	56.18	Pk	34.3	-22.3	68.18	-	-	74	-5.82	22	105	H
3	* 5.14999	35.47	RMS	34.3	-22.3	47.47	54	-6.53	-	-	22	105	H
4	* 5.14959	34.45	RMS	34.3	-22.3	46.45	54	-7.55	-	-	22	105	H

* - indicates frequency in CFR47 Pt 15 / IC RSS-Restricted Band
Pk - Peak detector
RMS - RMS detection

UL VERIFICATION SERVICES INC.
47173 Benicia Street, Fremont, CA 94538; USA TEL:(510) 319-4000 FAX:(510) 661-0888
This report shall not be reproduced except in full, without the written approval of UL Verification Services Inc.

VERTICAL RESULT

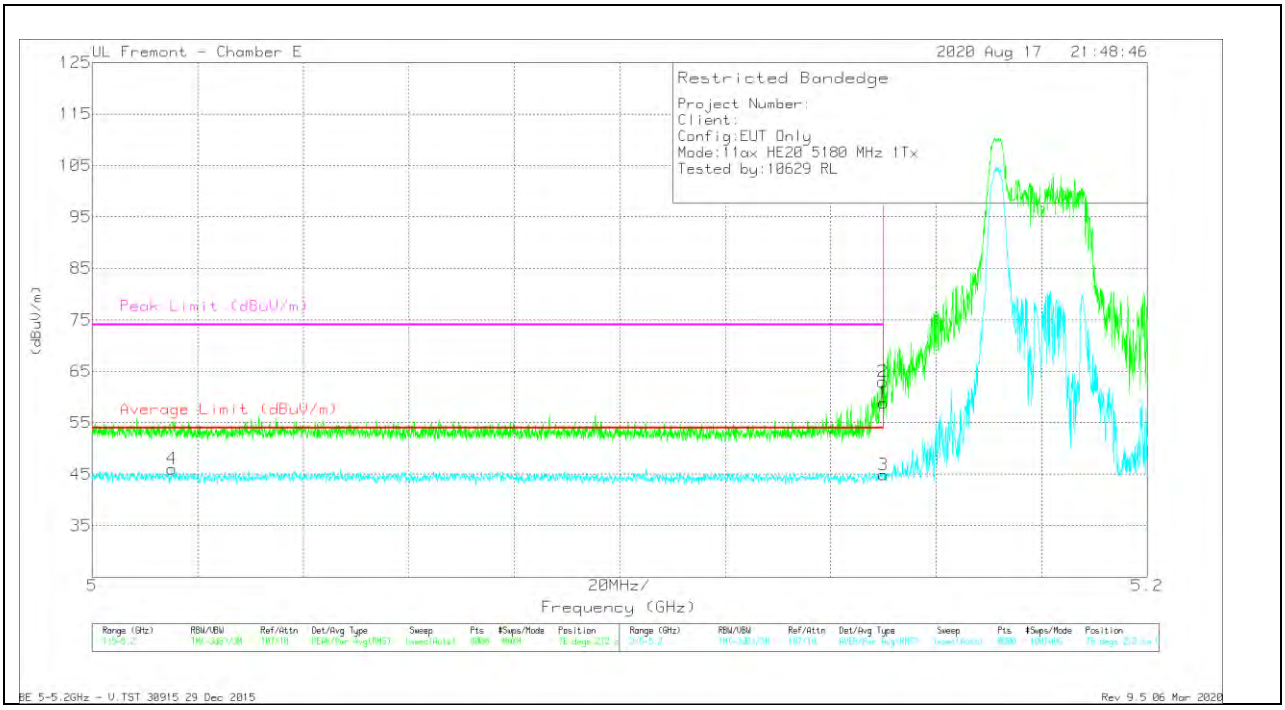

Marker	Frequency (GHz)	Meter Reading (dBuV)	Det	AF T712 (dB/m)	Amp/Cbl/Fltr/Pad (dB)	Corrected Reading (dBuV/m)	Average Limit (dBuV/m)	Margin (dB)	Peak Limit (dBuV/m)	PK Margin (dB)	Azimuth (Degs)	Height (cm)	Polarity
1	* 5.14999	46.85	Pk	34.3	-22.3	58.85	-	-	74	-15.15	76	212	V
2	* 5.14989	50.96	Pk	34.3	-22.3	62.96	-	-	74	-11.04	76	212	V
3	* 5.14999	32.9	RMS	34.3	-22.3	44.9	54	-9.1	-	-	76	212	V
4	* 5.0151	34.05	RMS	34.2	-22.2	46.05	54	-7.95	-	-	76	212	V

* - indicates frequency in CFR47 Pt 15 / IC RSS-Restricted Band
Pk - Peak detector
RMS - RMS detection

UL VERIFICATION SERVICES INC.
47173 Benicia Street, Fremont, CA 94538; USA TEL:(510) 319-4000 FAX:(510) 661-0888
This report shall not be reproduced except in full, without the written approval of UL Verification Services Inc.

1TX ANT 6 – SU, RU Index 61

BANDEDGE (LOW CHANNEL)

HORIZONTAL RESULT

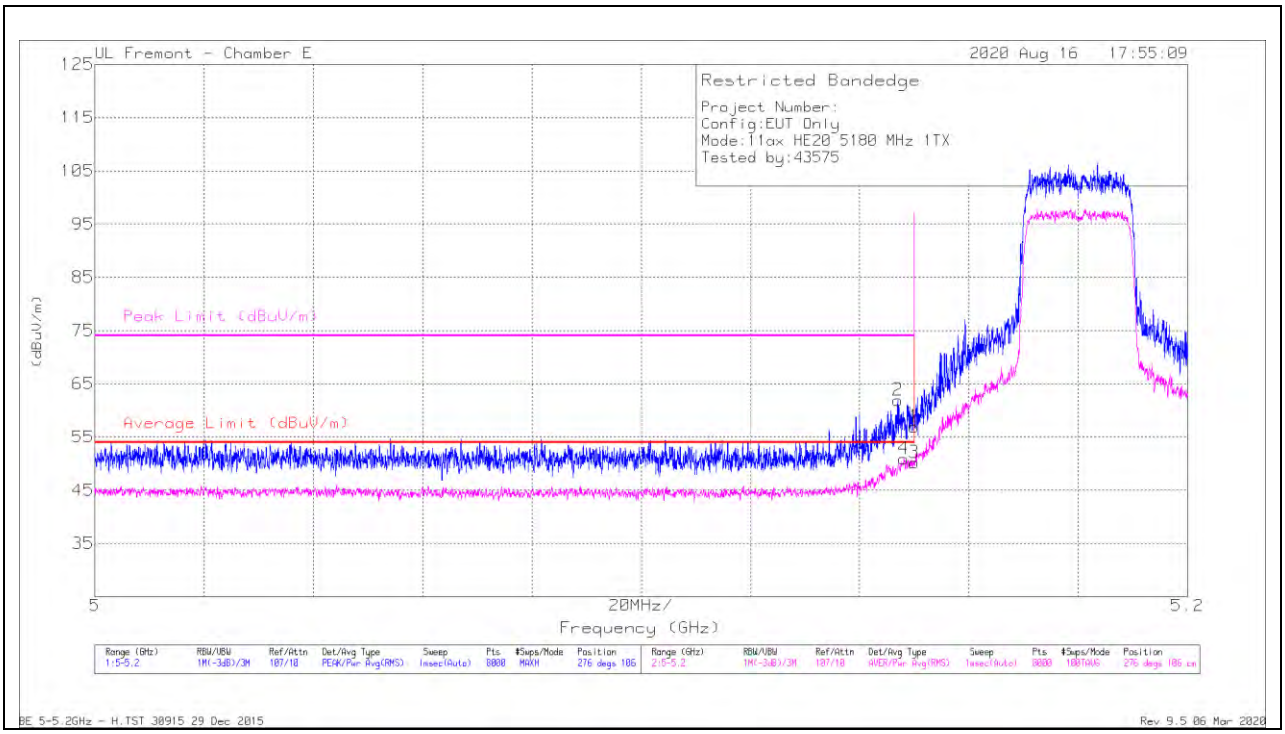

Marker	Frequency (GHz)	Meter Reading (dBuV)	Det	AF T712 (dB/m)	Amp/Cbl/Fltr/Pad (dB)	Corrected Reading (dBuV/m)	Average Limit (dBuV/m)	Margin (dB)	Peak Limit (dBuV/m)	PK Margin (dB)	Azimuth (Degs)	Height (cm)	Polarity
2	* 5.14694	49.91	Pk	34.3	-22.3	61.91	-	-	74	-12.09	276	106	H
4	* 5.14807	38.93	RMS	34.3	-22.3	50.93	54	-3.07	-	-	276	106	H
1	* 5.14999	44.92	Pk	34.3	-22.3	56.92	-	-	74	-17.08	276	106	H
3	* 5.14999	38.19	RMS	34.3	-22.3	50.19	54	-3.81	-	-	276	106	H

* - indicates frequency in CFR47 Pt 15 / IC RSS-Restricted Band
Pk - Peak detector
RMS - RMS detection

UL VERIFICATION SERVICES INC.
47173 Benicia Street, Fremont, CA 94538; USA TEL:(510) 319-4000 FAX:(510) 661-0888
This report shall not be reproduced except in full, without the written approval of UL Verification Services Inc.

VERTICAL RESULT

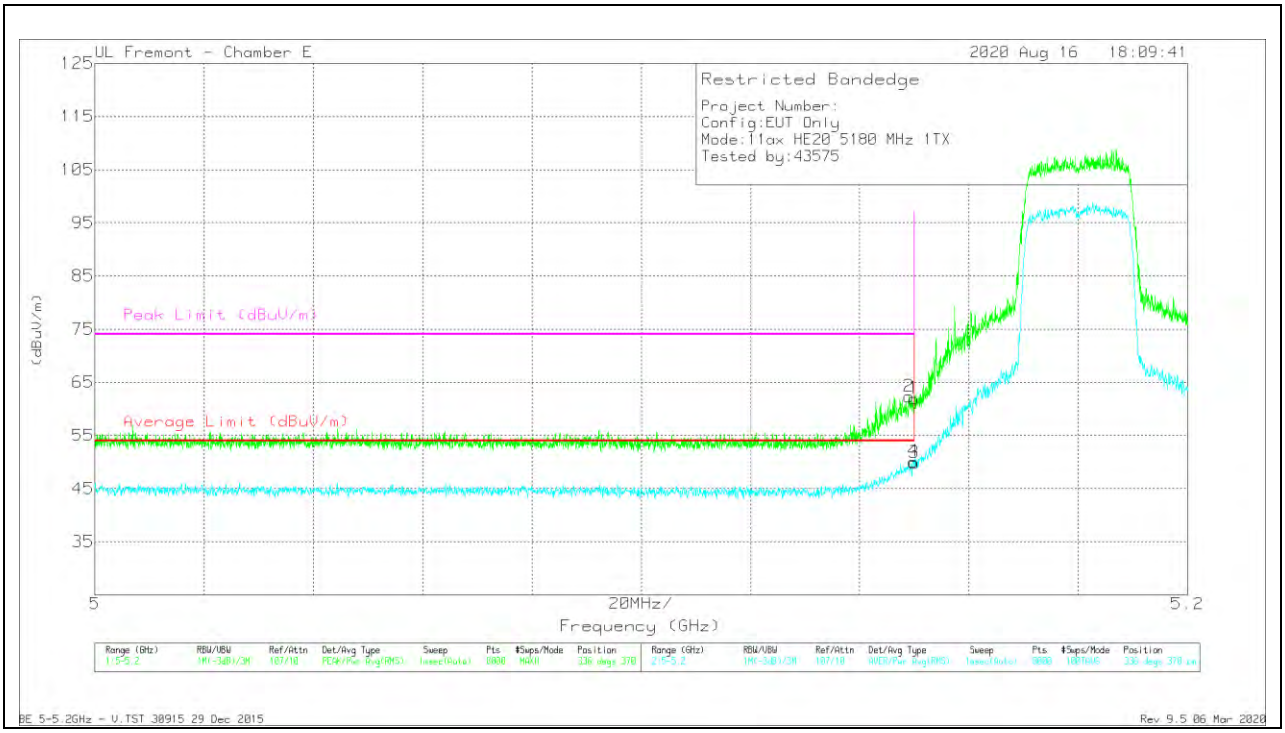

Marker	Frequency (GHz)	Meter Reading (dBuV)	Det	AF T712 (dB/m)	Amp/Cbl/Fltr/Pad (dB)	Corrected Reading (dBuV/m)	Average Limit (dBuV/m)	Margin (dB)	Peak Limit (dBuV/m)	PK Margin (dB)	Azimuth (Degs)	Height (cm)	Polarity
1	* 5.14999	49.96	Pk	34.3	-22.3	61.96	-	-	74	-12.04	336	370	V
2	* 5.14902	50.35	Pk	34.3	-22.3	62.35	-	-	74	-11.65	336	370	V
3	* 5.14999	37.88	RMS	34.3	-22.3	49.88	54	-4.12	-	-	336	370	V
4	* 5.14982	38.09	RMS	34.3	-22.3	50.09	54	-3.91	-	-	336	370	V

* - indicates frequency in CFR47 Pt 15 / IC RSS-Restricted Band
Pk - Peak detector
RMS - RMS detection

UL VERIFICATION SERVICES INC.
47173 Benicia Street, Fremont, CA 94538; USA TEL:(510) 319-4000 FAX:(510) 661-0888
This report shall not be reproduced except in full, without the written approval of UL Verification Services Inc.

1TX ANT 6 – 26 Tones, RU Index 0

BANDEDGE (LOW CHANNEL)

HORIZONTAL RESULT

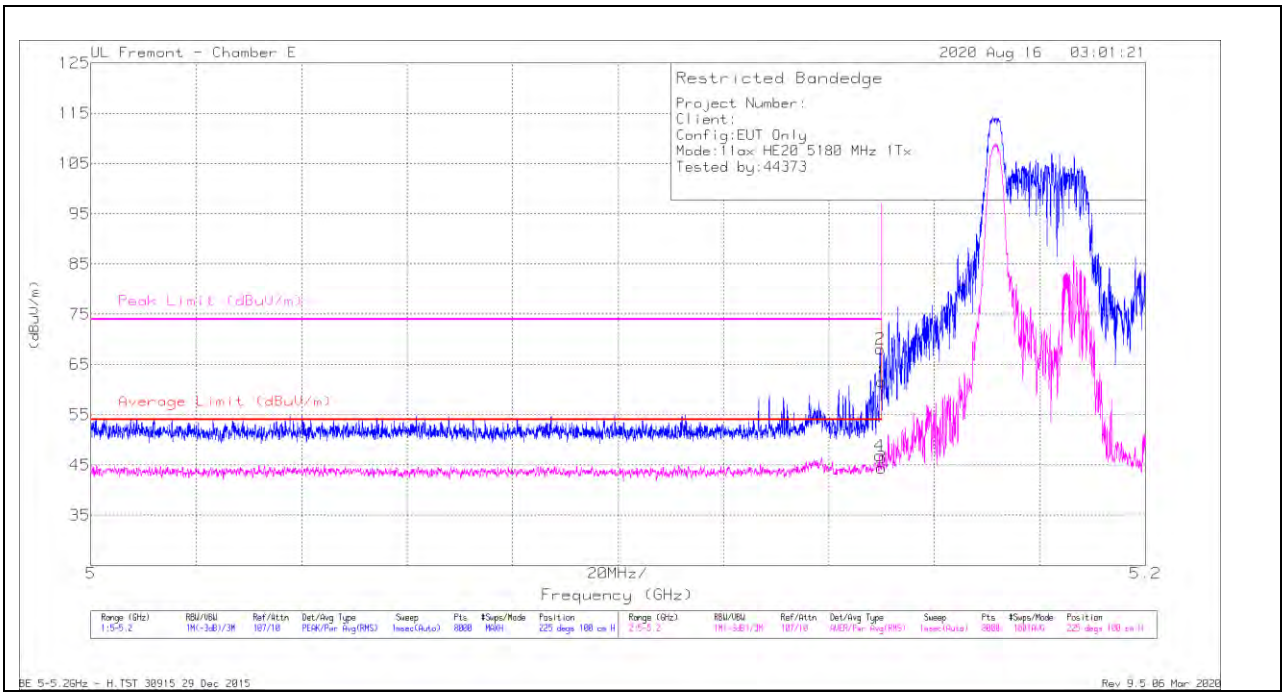

Marker	Frequency (GHz)	Meter Reading (dBuV)	Det	AF T712 (dB/m)	Amp/Cbl/Fltr/Pad (dB)	Corrected Reading (dBuV/m)	Average Limit (dBuV/m)	Margin (dB)	Peak Limit (dBuV/m)	PK Margin (dB)	Azimuth (Degs)	Height (cm)	Polarity
1	* 5.14999	49.57	Pk	34.3	-22.3	61.57	-	-	74	-12.43	225	100	H
2	* 5.14969	56.04	Pk	34.3	-22.3	68.04	-	-	74	-5.96	225	100	H
3	* 5.14999	32.46	RMS	34.3	-22.3	44.46	54	-9.54	-	-	225	100	H
4	* 5.14957	34.84	RMS	34.3	-22.3	46.84	54	-7.16	-	-	225	100	H

* - indicates frequency in CFR47 Pt 15 / IC RSS-Restricted Band
Pk - Peak detector
RMS - RMS detection

UL VERIFICATION SERVICES INC.
47173 Benicia Street, Fremont, CA 94538; USA TEL:(510) 319-4000 FAX:(510) 661-0888
This report shall not be reproduced except in full, without the written approval of UL Verification Services Inc.

VERTICAL RESULT

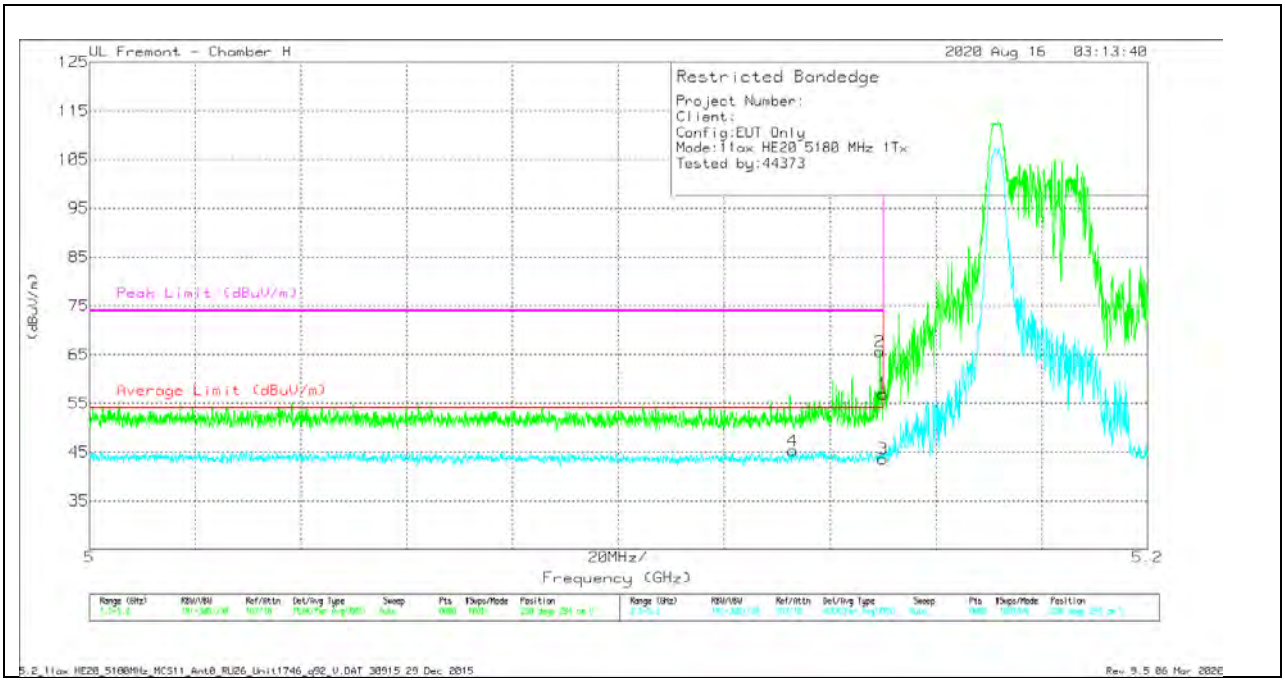

Marker	Frequency (GHz)	Meter Reading (dBuV)	Det	AF T712 (dB/m)	Amp/Cbl/Fltr/Pad (dB)	Corrected Reading (dBuV/m)	Average Limit (dBuV/m)	Margin (dB)	Peak Limit (dBuV/m)	PK Margin (dB)	Azimuth (Degs)	Height (cm)	Polarity
1	* 5.14999	44.89	Pk	34.3	-22.3	56.89	-	-	74	-17.11	250	294	V
2	* 5.14939	53.61	Pk	34.3	-22.3	65.61	-	-	74	-8.39	250	294	V
3	* 5.14999	31.6	RMS	34.3	-22.3	43.6	54	-10.4	-	-	250	294	V
4	* 5.13302	33.29	RMS	34.3	-22.3	45.29	54	-8.71	-	-	250	294	V

* - indicates frequency in CFR47 Pt 15 / IC RSS-Restricted Band
Pk - Peak detector
RMS - RMS detection

UL VERIFICATION SERVICES INC.
47173 Benicia Street, Fremont, CA 94538; USA TEL:(510) 319-4000 FAX:(510) 661-0888
This report shall not be reproduced except in full, without the written approval of UL Verification Services Inc.

2TX ANT 5 + ANT 6 OFDMA MODE – SU, RU Index 61

BANDEDGE (LOW CHANNEL)

HORIZONTAL RESULT

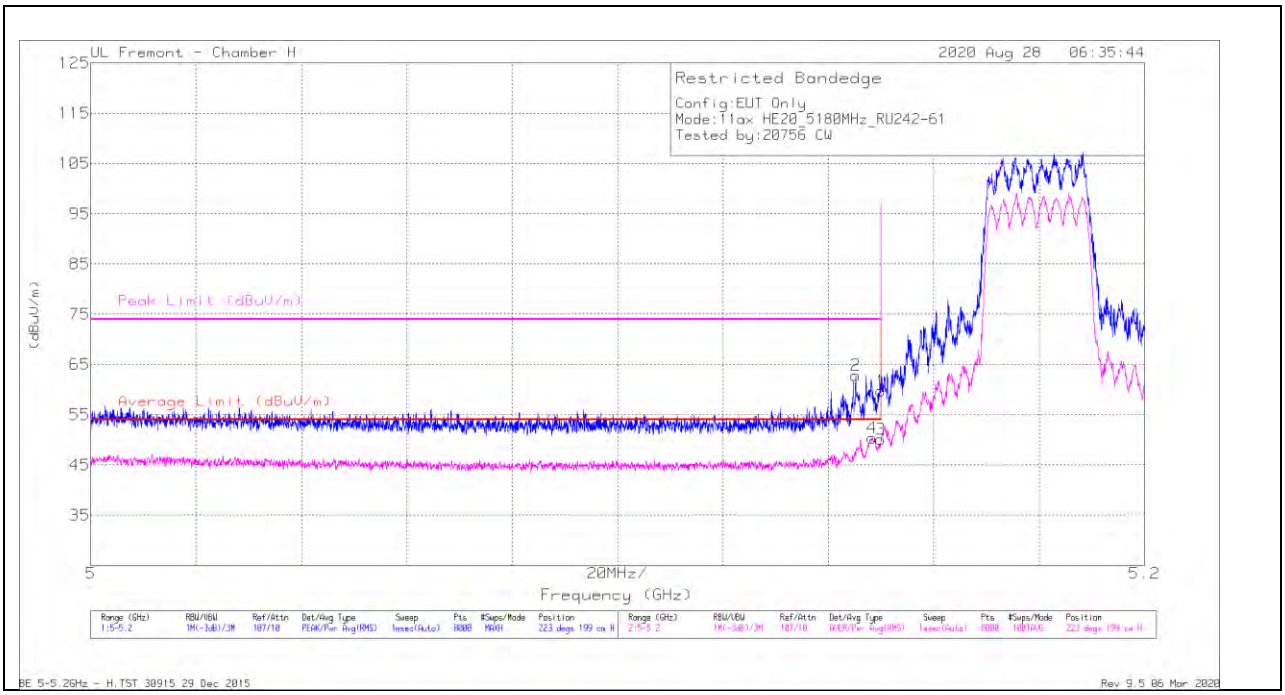

Marker	Frequency (GHz)	Meter Reading (dBuV)	Det	AF T862 (dB/m)	Amp/Cbl/Fltr/Pad (dB)	Corrected Reading (dBuV/m)	Average Limit (dBuV/m)	Margin (dB)	Peak Limit (dBuV/m)	PK Margin (dB)	Azimuth (Degs)	Height (cm)	Polarity
2	* 5.14519	50.08	Pk	34.2	-21.4	62.88	-	-	74	-11.12	223	199	H
4	* 5.14824	37.4	RMS	34.3	-21.3	50.4	54	-3.6	-	-	223	199	H
1	* 5.14999	46.75	Pk	34.3	-21.3	59.75	-	-	74	-14.25	223	199	H
3	* 5.14999	37.13	RMS	34.3	-21.3	50.13	54	-3.87	-	-	223	199	H

* - indicates frequency in CFR47 Pt 15 / IC RSS-Restricted Band
Pk - Peak detector
RMS - RMS detection

UL VERIFICATION SERVICES INC.
47173 Benicia Street, Fremont, CA 94538; USA TEL:(510) 319-4000 FAX:(510) 661-0888
This report shall not be reproduced except in full, without the written approval of UL Verification Services Inc.

VERTICAL RESULT

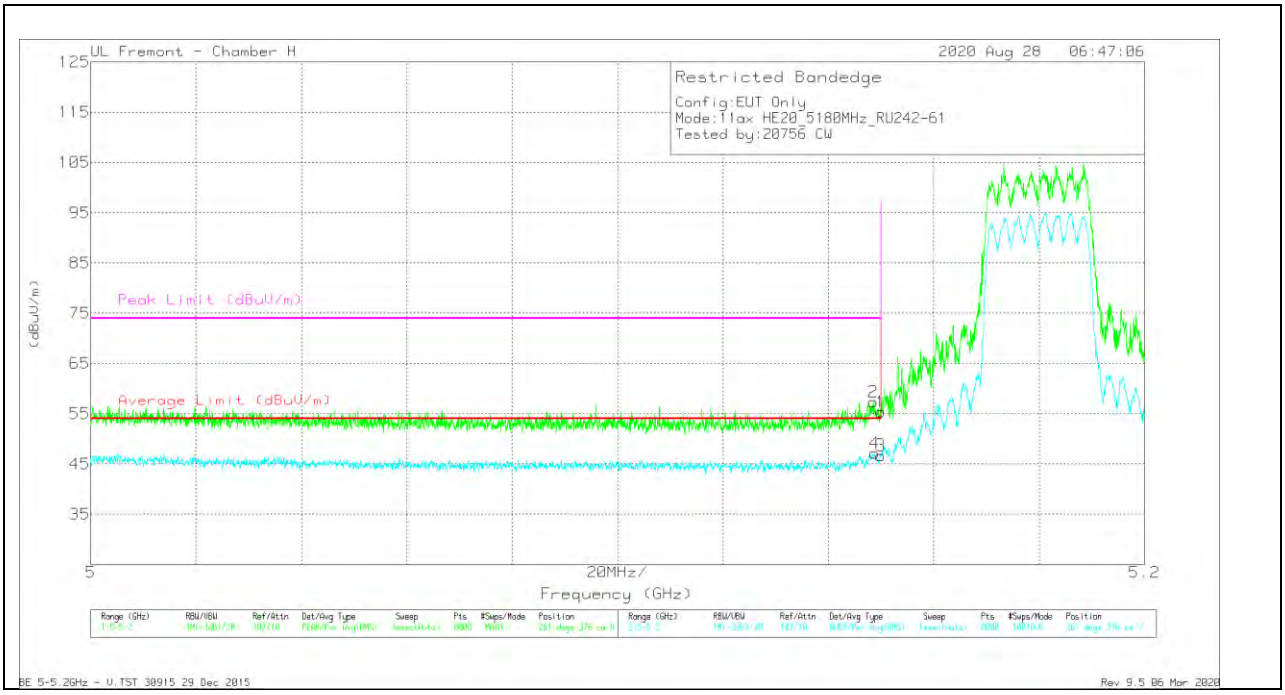

Marker	Frequency (GHz)	Meter Reading (dBuV)	Det	AF T862 (dB/m)	Amp/Cbl/Fltr/Pad (dB)	Corrected Reading (dBuV/m)	Average Limit (dBuV/m)	Margin (dB)	Peak Limit (dBuV/m)	PK Margin (dB)	Azimuth (Degs)	Height (cm)	Polarity
1	* 5.14999	42.33	Pk	34.3	-21.3	55.33	-	-	74	-18.67	261	376	V
2	* 5.14857	44.4	Pk	34.3	-21.3	57.4	-	-	74	-16.6	261	376	V
3	* 5.14999	33.7	RMS	34.3	-21.3	46.7	54	-7.3	-	-	261	376	V
4	* 5.14877	34.18	RMS	34.3	-21.3	47.18	54	-6.82	-	-	261	376	V

* - indicates frequency in CFR47 Pt 15 / IC RSS-Restricted Band
Pk - Peak detector
RMS - RMS detection

UL VERIFICATION SERVICES INC.
47173 Benicia Street, Fremont, CA 94538; USA TEL:(510) 319-4000 FAX:(510) 661-0888
This report shall not be reproduced except in full, without the written approval of UL Verification Services Inc.

HARMONICS AND SPURIOUS EMISSIONS

LOW CHANNEL RESULTS

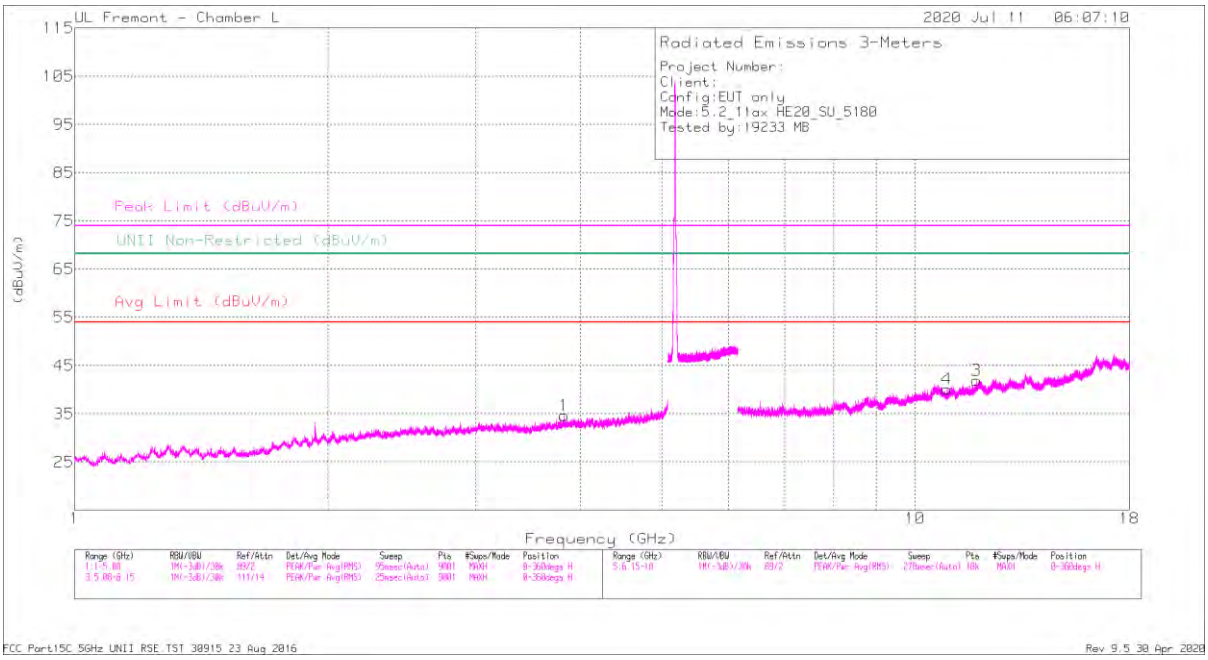

HORIZONTAL

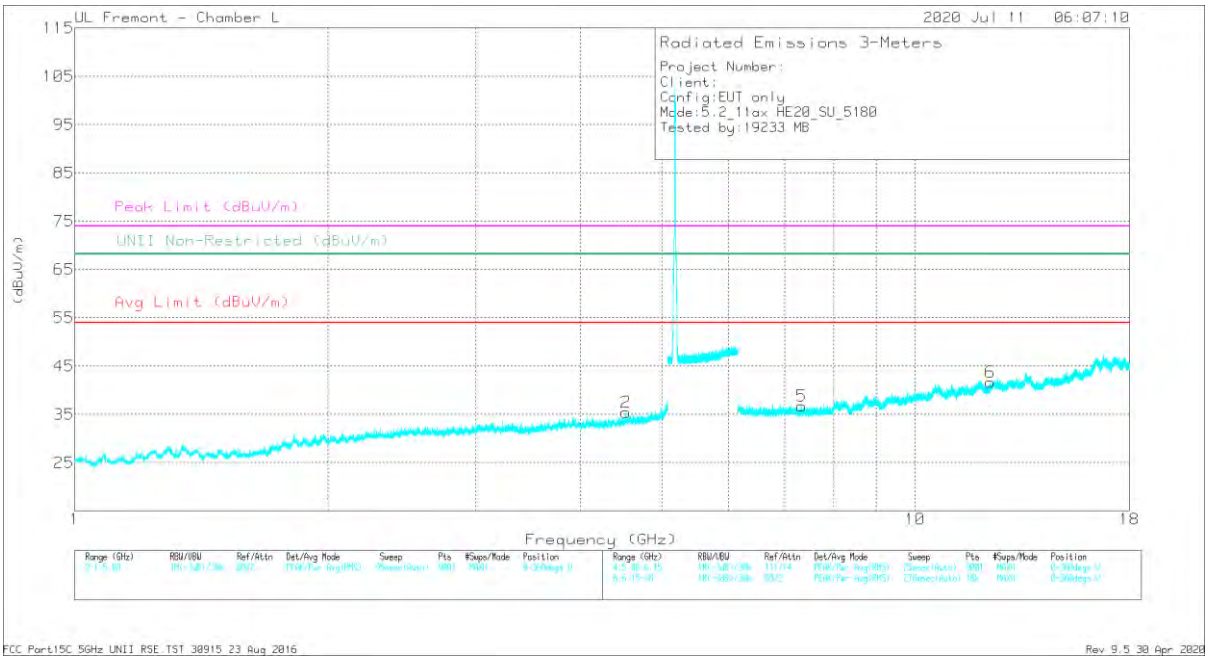

VERTICAL

UL VERIFICATION SERVICES INC.
47173 Benicia Street, Fremont, CA 94538; USA TEL:(510) 319-4000 FAX:(510) 661-0888
This report shall not be reproduced except in full, without the written approval of UL Verification Services Inc.

RADIATED EMISSIONS

Frequency (GHz)	Meter Reading (dBuV)	Det	AF 344 (dB/m)	Amp/Cbl/Fltr/Pad (dB)	Corrected Reading (dBuV/m)	Avg Limit (dBuV/m)	Margin (dB)	Peak Limit (dBuV/m)	PK Margin (dB)	UNII Non-Restricted (dBuV/m)	PK Margin (dB)	Azimuth (Degs)	Height (cm)	Polarity
* 3.82485	37.47	PK-U	33.6	-29	42.07	-	-	74	-31.93	-	-	244	285	H
* 3.82571	27.66	ADR	33.6	-29	32.26	54	-21.74	-	-	-	-	244	285	H
* 4.52684	37.7	PK-U	34.1	-28	43.8	-	-	74	-30.2	-	-	159	206	V
* 4.53029	26.7	ADR	34.1	-28	32.8	54	-21.2	-	-	-	-	159	206	V
* 11.83338	30.3	PK-U	38.5	-19.8	49	-	-	74	-25	-	-	92	285	H
* 11.83433	20.77	ADR	38.5	-19.8	39.47	54	-14.53	-	-	-	-	92	285	H
* 10.90817	28.71	PK-U	38	-19.8	46.91	-	-	74	-27.09	-	-	111	290	H
* 10.9113	19.46	ADR	38	-19.9	37.56	54	-16.44	-	-	-	-	111	290	H
* 7.33026	33.52	PK-U	35.6	-23.9	45.22	-	-	74	-28.78	-	-	93	198	V
* 7.32856	23.15	ADR	35.6	-23.9	34.85	54	-19.15	-	-	-	-	93	198	V
* 12.29805	30.13	PK-U	39	-19.6	49.53	-	-	74	-24.47	-	-	218	124	V
* 12.30021	18.96	ADR	39	-19.6	38.36	54	-15.64	-	-	-	-	218	124	V

* - indicates frequency in CFR47 Pt 15 / IC RSS-Restricted Band
PK-U - U-NII: Maximum Peak
ADR - U-NII AD primary method, RMS average

UL VERIFICATION SERVICES INC.
47173 Benicia Street, Fremont, CA 94538; USA TEL:(510) 319-4000 FAX:(510) 661-0888
This report shall not be reproduced except in full, without the written approval of UL Verification Services Inc.

MID CHANNEL RESULTS

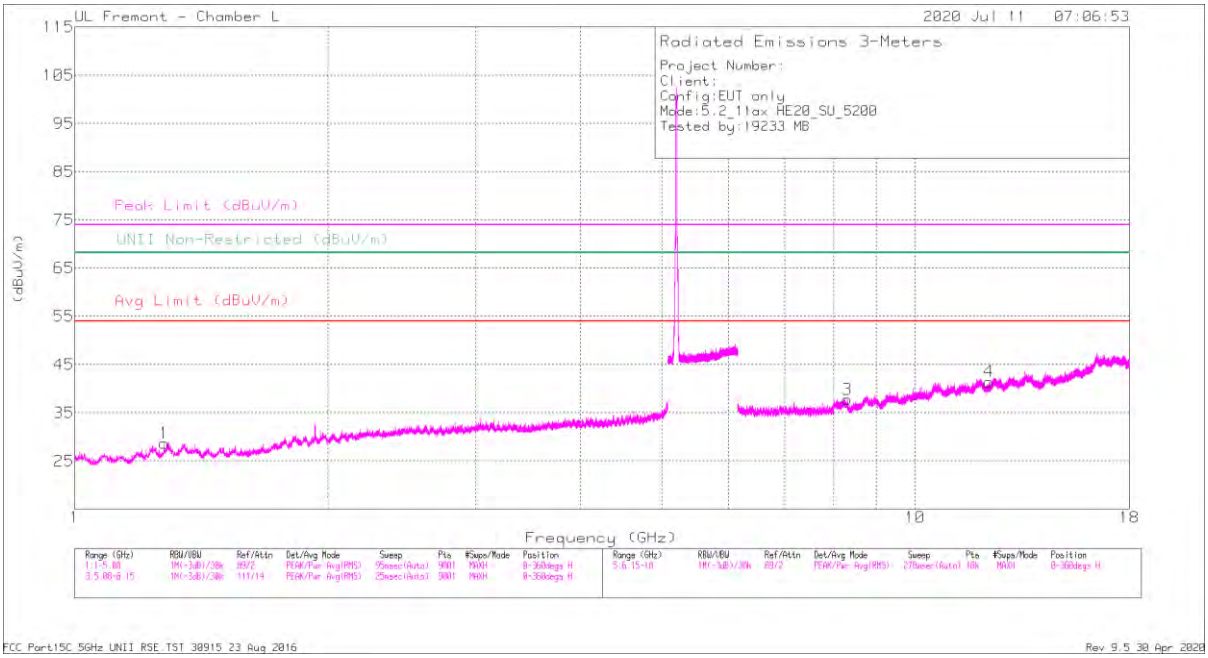

HORIZONTAL

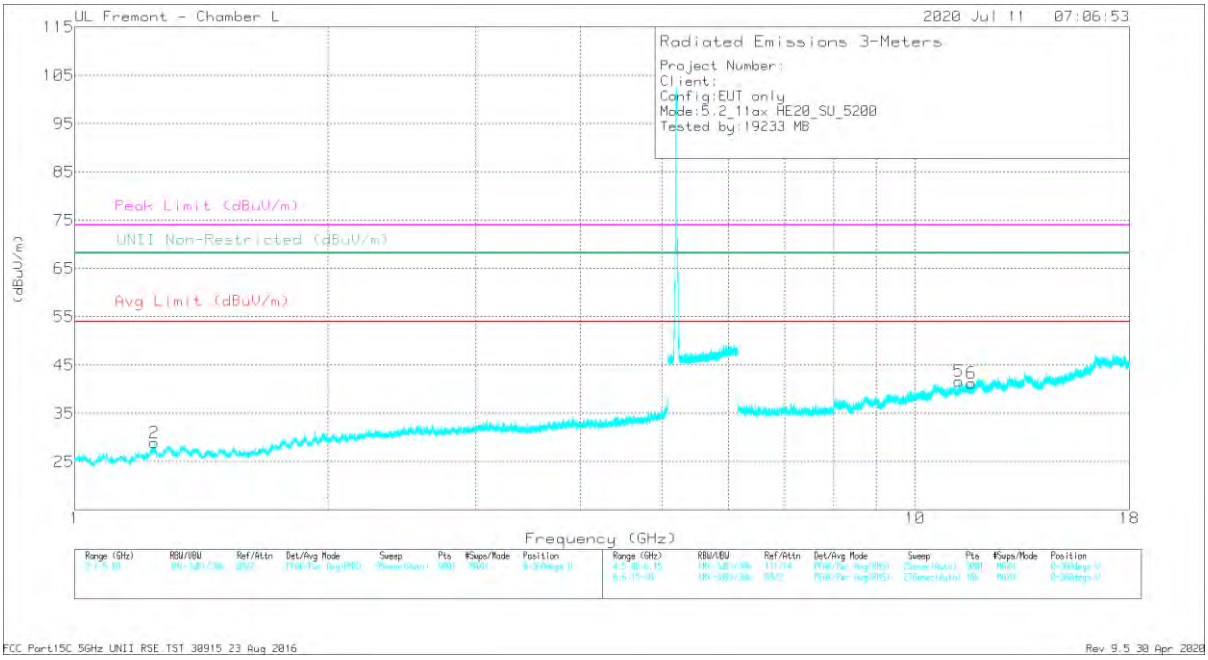

VERTICAL

UL VERIFICATION SERVICES INC.
47173 Benicia Street, Fremont, CA 94538; USA TEL:(510) 319-4000 FAX:(510) 661-0888
This report shall not be reproduced except in full, without the written approval of UL Verification Services Inc.

RADIATED EMISSIONS

Frequency (GHz)	Meter Reading (dBuV)	Det	AF 344 (dB/m)	Amp/Cbl/Fltr/Pad (dB)	Corrected Reading (dBuV/m)	Avg Limit (dBuV/m)	Margin (dB)	Peak Limit (dBuV/m)	PK Margin (dB)	UNII Non-Restricted (dBuV/m)	PK Margin (dB)	Azimuth (Degs)	Height (cm)	Polarity
* 1.27821	41.13	PK-U	29	-33.2	36.93	-	-	74	-37.07	-	-	258	101	H
* 1.2766	29.94	ADR	28.9	-33.2	25.64	54	-28.36	-	-	-	-	258	101	H
* 1.24453	40.86	PK-U	28.5	-33.4	35.96	-	-	74	-38.04	-	-	180	283	V
* 1.24054	30.7	ADR	28.5	-33.5	25.7	54	-28.3	-	-	-	-	180	283	V
* 8.31642	30.76	PK-U	35.8	-21.9	44.66	-	-	74	-29.34	-	-	110	295	H
* 8.31548	20.78	ADR	35.8	-21.8	34.78	54	-19.22	-	-	-	-	110	295	H
* 12.25443	29.49	PK-U	39	-19.7	48.79	-	-	74	-25.21	-	-	51	114	H
* 12.25279	18.7	ADR	39	-19.7	38	54	-16	-	-	-	-	51	114	H
* 11.29103	29.88	PK-U	38	-19.4	48.48	-	-	74	-25.52	-	-	300	302	V
* 11.28916	19.9	ADR	38	-19.3	38.6	54	-15.4	-	-	-	-	300	302	V
* 11.68696	29.79	PK-U	38.3	-19.5	48.59	-	-	74	-25.41	-	-	328	191	V
* 11.68644	19.46	ADR	38.3	-19.5	38.26	54	-15.74	-	-	-	-	328	191	V

* - indicates frequency in CFR47 Pt 15 / IC RSS-Restricted Band
PK-U - U-NII: Maximum Peak
ADR - U-NII AD primary method, RMS average

UL VERIFICATION SERVICES INC.
47173 Benicia Street, Fremont, CA 94538; USA TEL:(510) 319-4000 FAX:(510) 661-0888
This report shall not be reproduced except in full, without the written approval of UL Verification Services Inc.

HIGH CHANNEL RESULTS

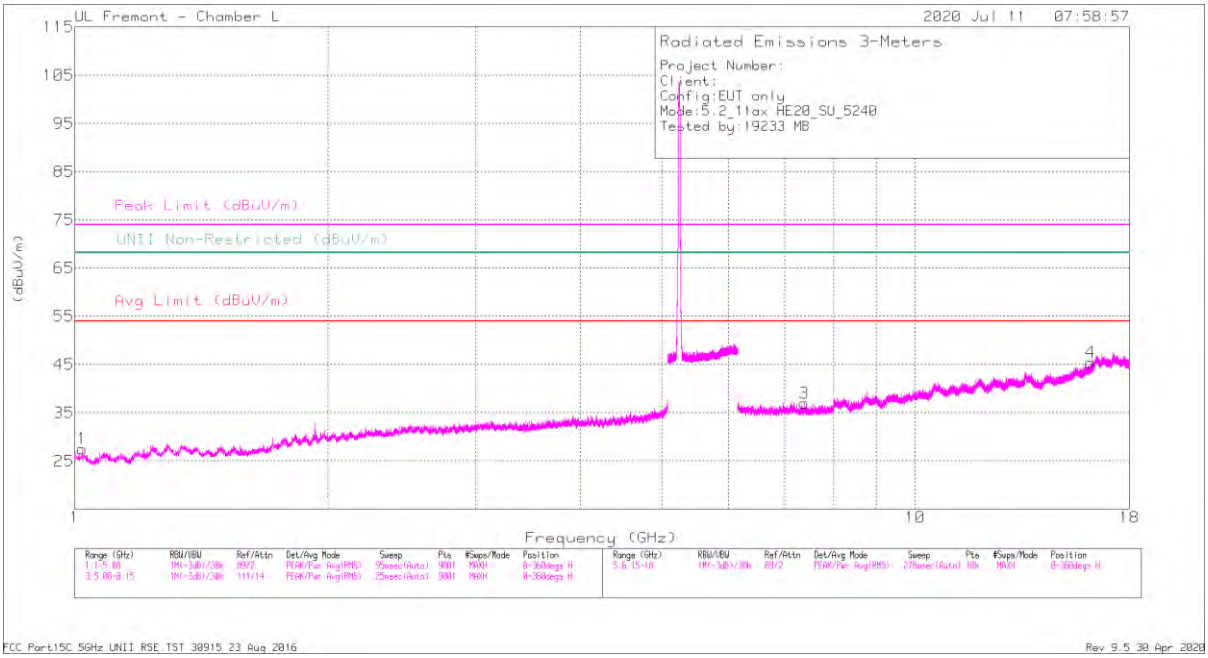

HORIZONTAL

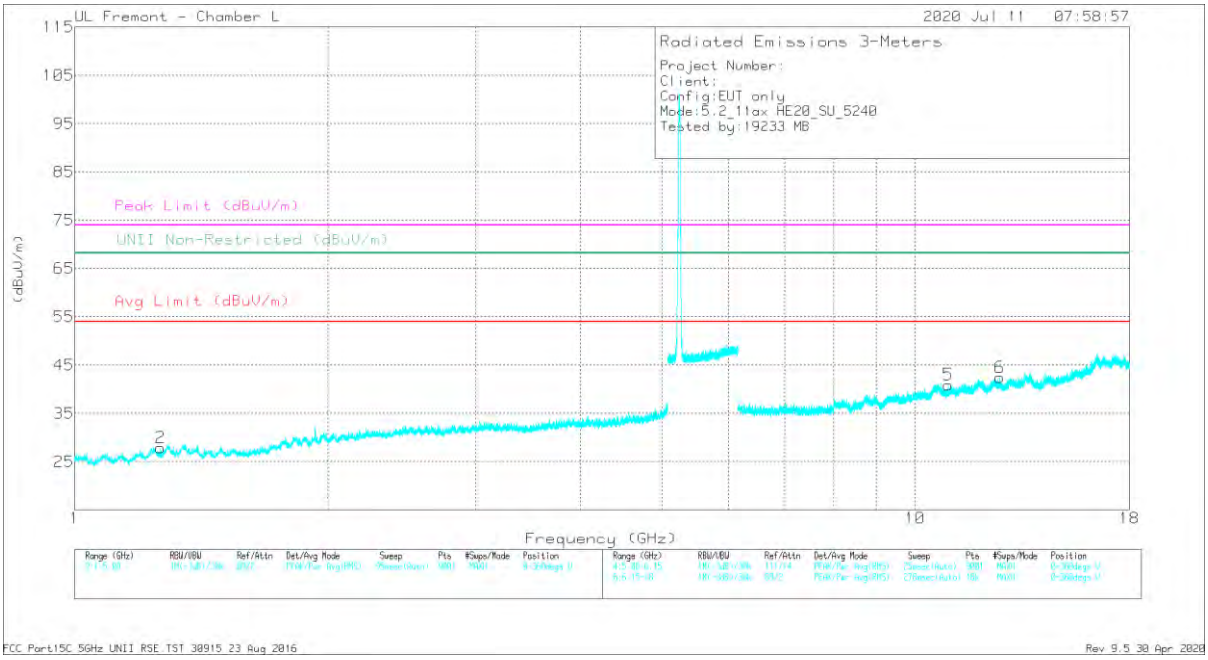

VERTICAL

UL VERIFICATION SERVICES INC.
47173 Benicia Street, Fremont, CA 94538; USA TEL:(510) 319-4000 FAX:(510) 661-0888
This report shall not be reproduced except in full, without the written approval of UL Verification Services Inc.

RADIATED EMISSIONS

Frequency (GHz)	Meter Reading (dBuV)	Det	AF 344 (dB/m)	Amp/Cbl/Fltr/Pad (dB)	Corrected Reading (dBuV/m)	Avg Limit (dBuV/m)	Margin (dB)	Peak Limit (dBuV/m)	PK Margin (dB)	UNII Non-Restricted (dBuV/m)	PK Margin (dB)	Azimuth (Degs)	Height (cm)	Polarity
* 1.02129	41.33	PK-U	27.4	-34.3	34.43	-	-	74	-39.57	-	-	52	390	H
* 1.02285	30.85	ADR	27.3	-34.3	23.85	54	-30.15	-	-	-	-	52	390	H
* 1.26538	40.41	PK-U	28.7	-33.3	35.81	-	-	74	-38.19	-	-	299	367	V
* 1.26377	29.59	ADR	28.7	-33.3	24.99	54	-29.01	-	-	-	-	299	367	V
* 7.38297	32.39	PK-U	35.6	-23.3	44.69	-	-	74	-29.31	-	-	110	302	H
* 7.38616	21.63	ADR	35.5	-23.2	33.93	54	-20.07	-	-	-	-	110	302	H
* 16.17032	30.17	PK-U	41.5	-18.2	53.47	-	-	74	-20.53	-	-	267	102	H
* 16.16941	18.61	ADR	41.5	-18.2	41.91	54	-12.09	-	-	-	-	267	102	H
* 10.96061	29.84	PK-U	38	-19.5	48.34	-	-	74	-25.66	-	-	125	103	V
* 10.95752	18.68	ADR	38	-19.5	37.18	54	-16.82	-	-	-	-	125	103	V
* 12.61712	30.95	PK-U	39.1	-19.7	50.35	-	-	74	-23.65	-	-	141	387	V
* 12.61911	20.23	ADR	39.1	-19.7	39.63	54	-14.37	-	-	-	-	141	387	V

* - indicates frequency in CFR47 Pt 15 / IC RSS-Restricted Band
PK-U - U-NII: Maximum Peak
ADR - U-NII AD primary method, RMS average

UL VERIFICATION SERVICES INC.
47173 Benicia Street, Fremont, CA 94538; USA TEL:(510) 319-4000 FAX:(510) 661-0888
This report shall not be reproduced except in full, without the written approval of UL Verification Services Inc.

2TX ANT 5 + ANT 6 OFDMA MODE – 26 Tones, RU Index 0

BANDEDGE (LOW CHANNEL)

HORIZONTAL RESULT

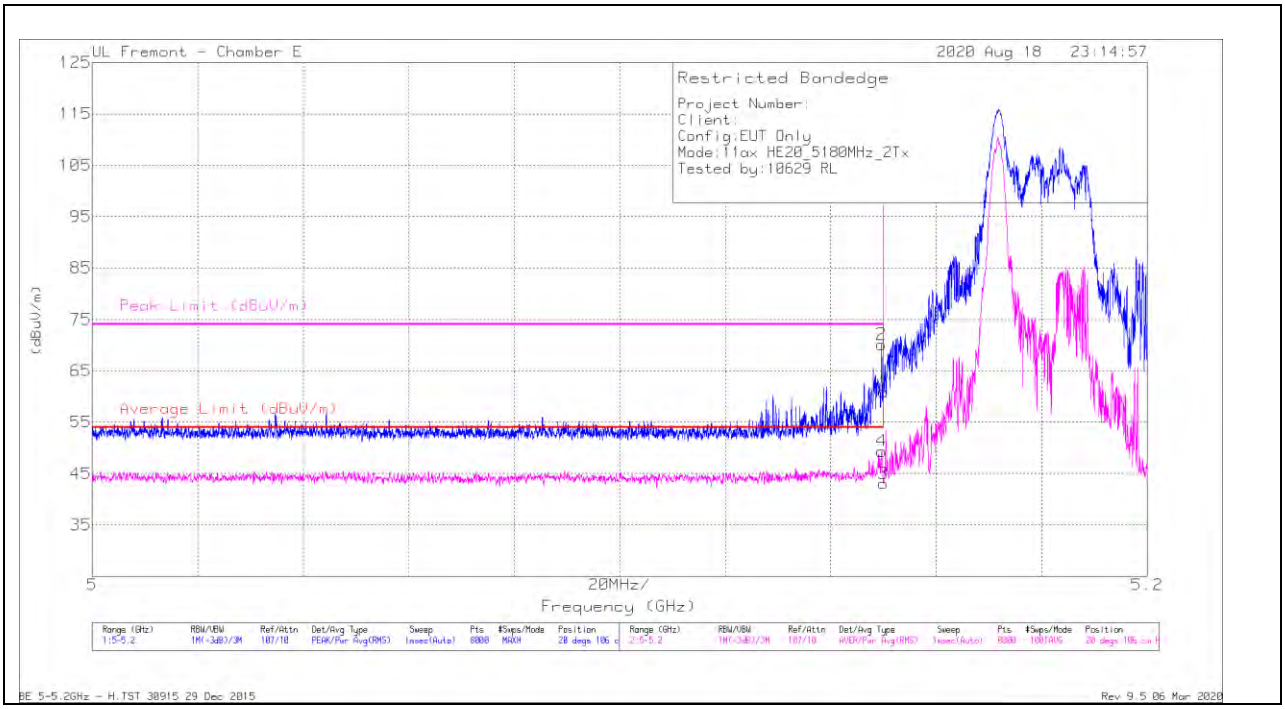

Marker	Frequency (GHz)	Meter Reading (dBuV)	Det	AF T712 (dB/m)	Amp/Cbl/Fltr/Pad (dB)	Corrected Reading (dBuV/m)	Average Limit (dBuV/m)	Margin (dB)	Peak Limit (dBuV/m)	PK Margin (dB)	Azimuth (Degs)	Height (cm)	Polarity
1	* 5.14999	48.9	Pk	34.3	-22.3	60.9	-	-	74	-13.1	20	106	H
2	* 5.14962	58.12	Pk	34.3	-22.3	70.12	-	-	74	-3.88	20	106	H
3	* 5.14999	31.05	RMS	34.3	-22.3	43.05	54	-10.95	-	-	20	106	H
4	* 5.14967	37.36	RMS	34.3	-22.3	49.36	54	-4.64	-	-	20	106	H

* - indicates frequency in CFR47 Pt 15 / IC RSS-Restricted Band
Pk - Peak detector
RMS - RMS detection

UL VERIFICATION SERVICES INC.
47173 Benicia Street, Fremont, CA 94538; USA TEL:(510) 319-4000 FAX:(510) 661-0888
This report shall not be reproduced except in full, without the written approval of UL Verification Services Inc.

VERTICAL RESULT

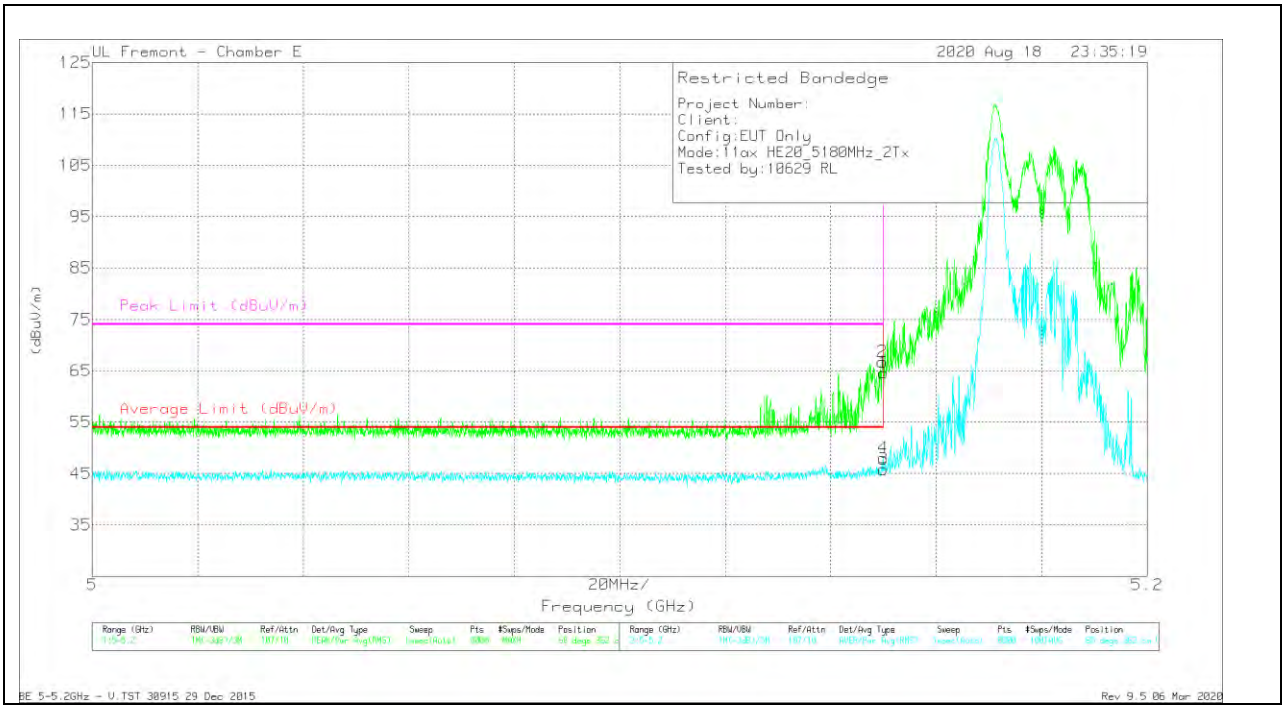

Marker	Frequency (GHz)	Meter Reading (dBuV)	Det	AF T712 (dB/m)	Amp/Cbl/Fltr/Pad (dB)	Corrected Reading (dBuV/m)	Average Limit (dBuV/m)	Margin (dB)	Peak Limit (dBuV/m)	PK Margin (dB)	Azimuth (Degs)	Height (cm)	Polarity
1	* 5.14999	52.63	Pk	34.3	-22.3	64.63	-	-	74	-9.37	68	362	V
2	* 5.14979	54.74	Pk	34.3	-22.3	66.74	-	-	74	-7.26	68	362	V
3	* 5.14999	33.85	RMS	34.3	-22.3	45.85	54	-8.15	-	-	68	362	V
4	* 5.14992	36.06	RMS	34.3	-22.3	48.06	54	-5.94	-	-	68	362	V

* - indicates frequency in CFR47 Pt 15 / IC RSS-Restricted Band
Pk - Peak detector
RMS - RMS detection

UL VERIFICATION SERVICES INC.
47173 Benicia Street, Fremont, CA 94538; USA TEL:(510) 319-4000 FAX:(510) 661-0888
This report shall not be reproduced except in full, without the written approval of UL Verification Services Inc.

HARMONICS AND SPURIOUS EMISSIONS

LOW CHANNEL RESULTS

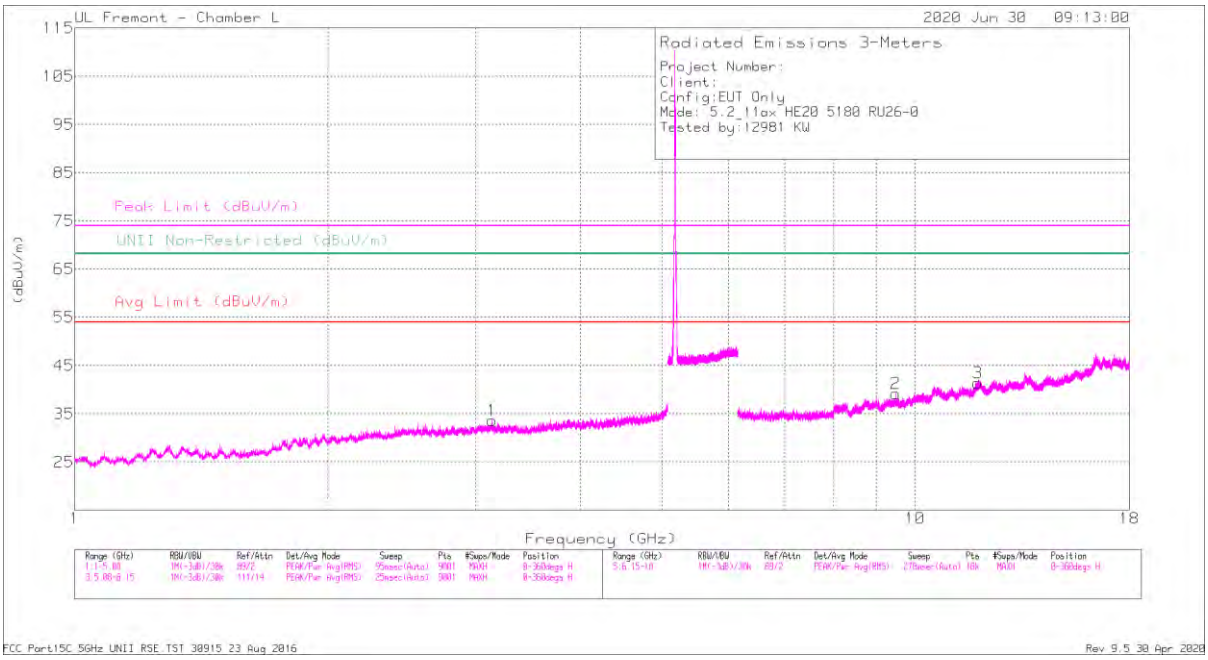

HORIZONTAL

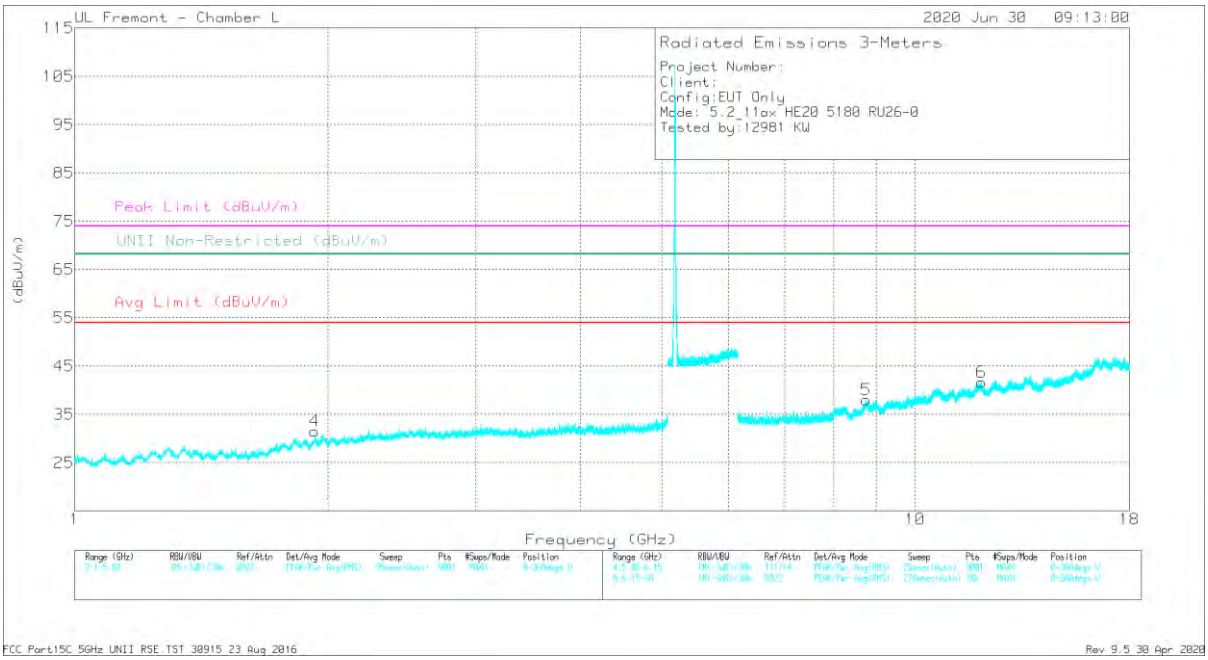

VERTICAL

UL VERIFICATION SERVICES INC.
47173 Benicia Street, Fremont, CA 94538; USA TEL:(510) 319-4000 FAX:(510) 661-0888
This report shall not be reproduced except in full, without the written approval of UL Verification Services Inc.

RADIATED EMISSIONS

Frequency (GHz)	Meter Reading (dBuV)	Det	AF 344 (dB/m)	Amp/Cbl/Fltr/Pad (dB)	Corrected Reading (dBuV/m)	Avg Limit (dBuV/m)	Margin (dB)	Peak Limit (dBuV/m)	PK Margin (dB)	UNII Non-Restricted (dBuV/m)	PK Margin (dB)	Azimuth (Degs)	Height (cm)	Polarity
3.14149	36.65	PK-U	32.9	-29.4	40.15	-	-	-	-	68.2	-28.05	239	174	H
3.14061	26.4	ADR	32.9	-29.4	29.9	-	-	-	-	-	-	239	174	H
1.93096	40.59	PK-U	30.6	-32	39.19	-	-	-	-	68.2	-29.01	155	217	V
1.93241	29.97	ADR	30.6	-32	28.57	-	-	-	-	-	-	155	217	V
* 9.48975	28.95	PK-U	36.6	-20.5	45.05	-	-	74	-28.95	-	-	271	161	H
* 9.4904	19.64	ADR	36.6	-20.5	35.74	54	-18.26	-	-	-	-	271	161	H
* 11.88559	30.92	PK-U	38.5	-19.8	49.62	-	-	74	-24.38	-	-	145	111	H
* 11.88614	19.4	ADR	38.5	-19.8	38.1	54	-15.9	-	-	-	-	145	111	H
8.75088	29.48	PK-U	36	-20.6	44.88	-	-	-	-	68.2	-23.32	314	218	V
8.74696	19.71	ADR	36	-20.7	35.01	-	-	-	-	-	-	314	218	V
* 12.0007	30.09	PK-U	38.7	-19.7	49.09	-	-	74	-24.91	-	-	224	241	V
* 12.0008	20	ADR	38.7	-19.7	39	54	-15	-	-	-	-	224	241	V

* - indicates frequency in CFR47 Pt 15 / IC RSS-Restricted Band
PK-U - U-NII: Maximum Peak
ADR - U-NII AD primary method, RMS average

UL VERIFICATION SERVICES INC.
47173 Benicia Street, Fremont, CA 94538; USA TEL:(510) 319-4000 FAX:(510) 661-0888
This report shall not be reproduced except in full, without the written approval of UL Verification Services Inc.

MID CHANNEL RESULTS

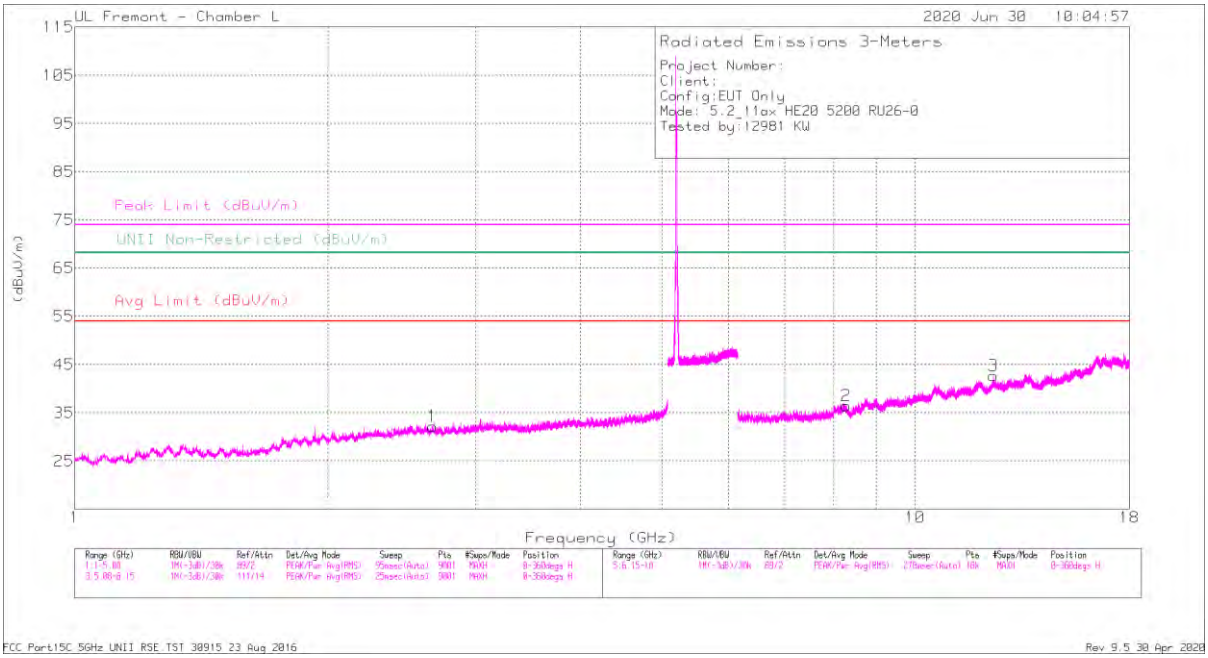

HORIZONTAL

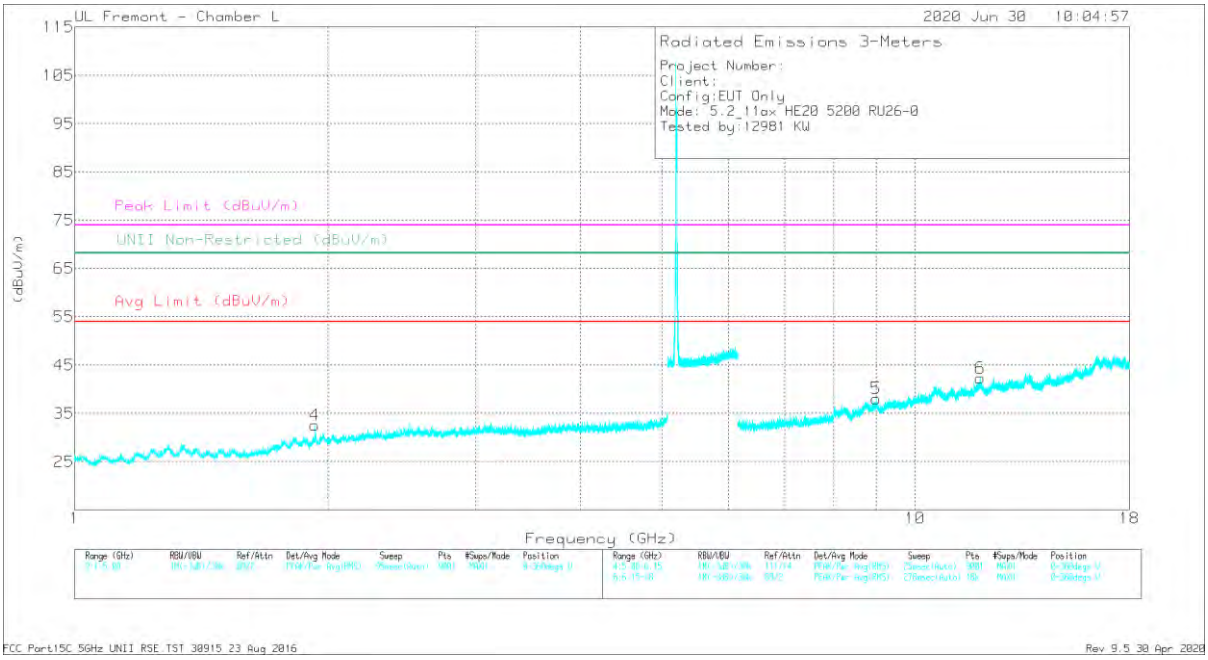

VERTICAL

UL VERIFICATION SERVICES INC.
47173 Benicia Street, Fremont, CA 94538; USA TEL:(510) 319-4000 FAX:(510) 661-0888
This report shall not be reproduced except in full, without the written approval of UL Verification Services Inc.

RADIATED EMISSIONS

Frequency (GHz)	Meter Reading (dBuV)	Det	AF 344 (dB/m)	Amp/Cbl/Fltr/Pad (dB)	Corrected Reading (dBuV/m)	Avg Limit (dBuV/m)	Margin (dB)	Peak Limit (dBuV/m)	PK Margin (dB)	UNII Non-Restricted (dBuV/m)	PK Margin (dB)	Azimuth (Degs)	Height (cm)	Polarity
* 2.66981	37.9	PK-U	32.3	-30.3	39.9	-	-	74	-34.1	-	-	108	144	H
* 2.66981	27.4	ADR	32.3	-30.3	29.4	54	-24.6	-	-	-	-	108	144	H
1.93057	40.62	PK-U	30.6	-32	39.22	-	-	-	-	68.2	-28.98	212	191	V
1.93305	29.48	ADR	30.6	-32	28.08	-	-	-	-	-	-	212	191	V
* 8.27404	29.58	PK-U	35.8	-21.4	43.98	-	-	74	-30.02	-	-	318	132	H
* 8.27731	19.61	ADR	35.8	-21.4	34.01	54	-19.99	-	-	-	-	318	132	H
* 12.3955	30.1	PK-U	39	-19.5	49.6	-	-	74	-24.4	-	-	227	188	H
* 12.39464	19.57	ADR	39	-19.5	39.07	54	-14.93	-	-	-	-	227	188	H
8.98864	30.82	PK-U	36.1	-20.1	46.82	-	-	-	-	68.2	-21.38	131	244	V
8.98647	19.73	ADR	36.1	-20.2	35.63	-	-	-	-	-	-	131	244	V
* 11.95804	29.97	PK-U	38.6	-19.4	49.17	-	-	74	-24.83	-	-	248	185	V
* 11.9587	19.89	ADR	38.6	-19.4	39.09	54	-14.91	-	-	-	-	248	185	V

* - indicates frequency in CFR47 Pt 15 / IC RSS-Restricted Band
PK-U - U-NII: Maximum Peak
ADR - U-NII AD primary method, RMS average

UL VERIFICATION SERVICES INC.
47173 Benicia Street, Fremont, CA 94538; USA TEL:(510) 319-4000 FAX:(510) 661-0888
This report shall not be reproduced except in full, without the written approval of UL Verification Services Inc.

HIGH CHANNEL RESULTS

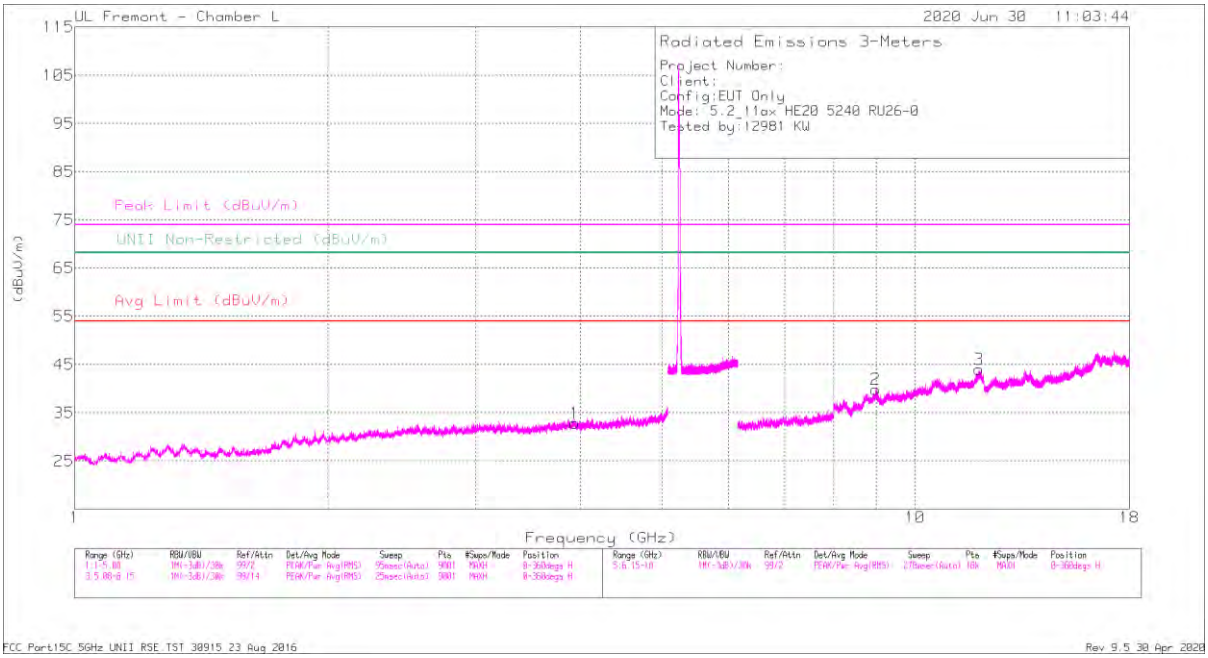

HORIZONTAL

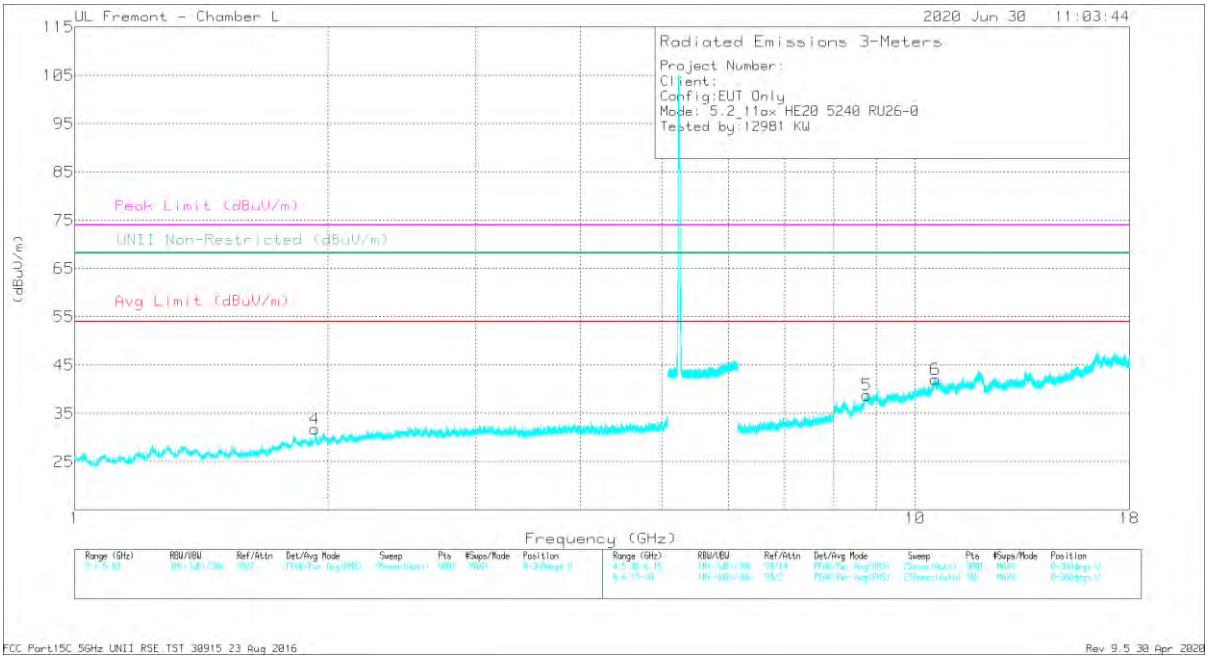

VERTICAL

UL VERIFICATION SERVICES INC.
47173 Benicia Street, Fremont, CA 94538; USA TEL:(510) 319-4000 FAX:(510) 661-0888
This report shall not be reproduced except in full, without the written approval of UL Verification Services Inc.

RADIATED EMISSIONS

Frequency (GHz)	Meter Reading (dBuV)	Det	AF 344 (dB/m)	Amp/Cbl/Fltr/Pad (dB)	Corrected Reading (dBuV/m)	Avg Limit (dBuV/m)	Margin (dB)	Peak Limit (dBuV/m)	PK Margin (dB)	UNII Non-Restricted (dBuV/m)	PK Margin (dB)	Azimuth (Degs)	Height (cm)	Polarity
* 3.93487	36.24	PK-U	33.5	-27.9	41.84	-	-	74	-32.16	-	-	128	169	H
* 3.93525	25.39	ADR	33.4	-27.9	30.89	54	-23.11	-	-	-	-	128	169	H
1.93143	40.45	PK-U	30.6	-32	39.05	-	-	-	-	68.2	-29.15	260	235	V
1.93138	29.69	ADR	30.6	-32	28.29	-	-	-	-	-	-	260	235	V
8.97414	30.07	PK-U	36.1	-20.4	45.77	-	-	-	-	68.2	-22.43	65	124	H
8.97679	19.97	ADR	36.1	-20.3	35.77	-	-	-	-	-	-	65	124	H
* 11.91736	30.22	PK-U	38.6	-19.7	49.12	-	-	74	-24.88	-	-	185	181	H
* 11.91736	19.46	ADR	38.6	-19.7	38.36	54	-15.64	-	-	-	-	185	181	H
8.75617	31.65	PK-U	36	-20.6	47.05	-	-	-	-	68.2	-21.15	233	246	V
8.75984	20.85	ADR	36	-20.6	36.25	-	-	-	-	-	-	233	246	V
10.57618	29.42	PK-U	37.8	-19.5	47.72	-	-	-	-	68.2	-20.48	176	187	V
10.57971	19.38	ADR	37.8	-19.6	37.58	-	-	-	-	-	-	176	187	V

* - indicates frequency in CFR47 Pt 15 / IC RSS-Restricted Band
PK-U - U-NII: Maximum Peak
ADR - U-NII AD primary method, RMS average

UL VERIFICATION SERVICES INC.
47173 Benicia Street, Fremont, CA 94538; USA TEL:(510) 319-4000 FAX:(510) 661-0888
This report shall not be reproduced except in full, without the written approval of UL Verification Services Inc.

1.1.5. TX ABOVE 1 GHz 802.11ax HE40 MODE IN THE 5.2 GHz BAND

1TX ANT 5 – SU, RU Index 65

BANDEDGE (LOW CHANNEL)

HORIZONTAL RESULT

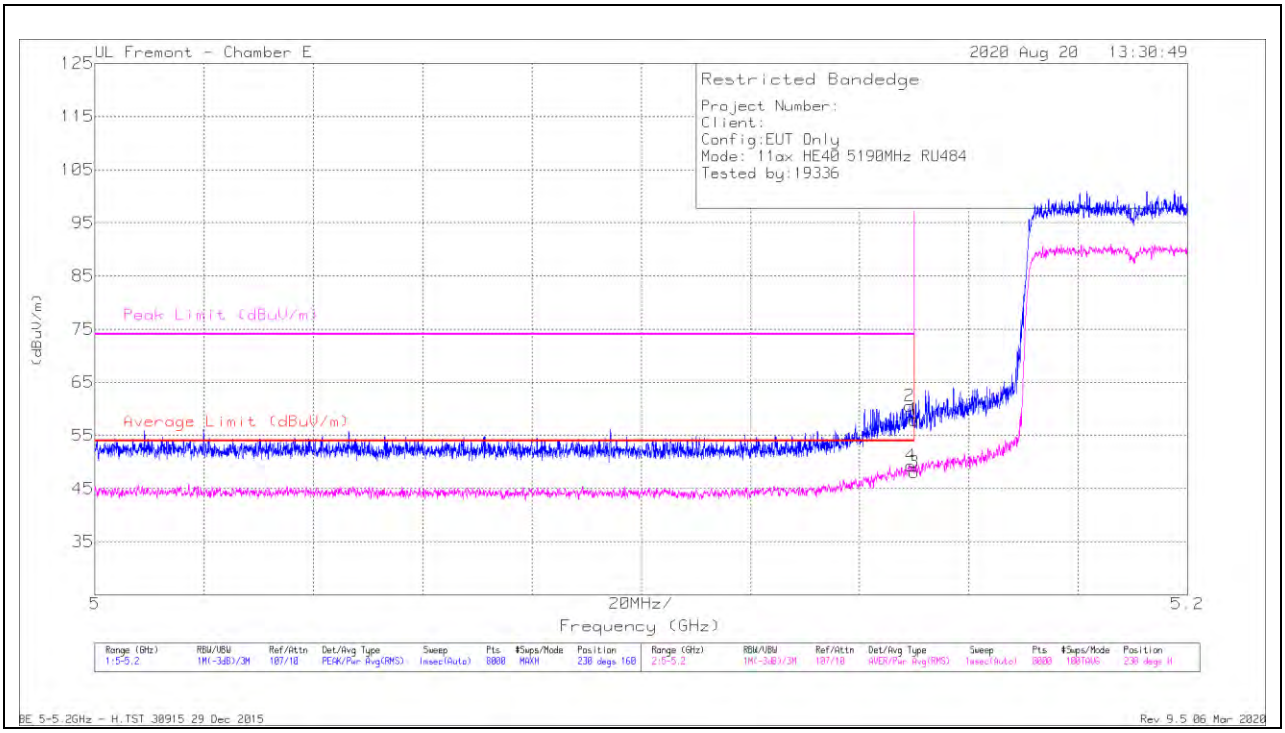

Marker	Frequency (GHz)	Meter Reading (dBuV)	Det	AF T712 (dB/m)	Amp/Cbl/Fltr/Pad (dB)	DC Corr (dB)	Corrected Reading (dBuV/m)	Average Limit (dBuV/m)	Margin (dB)	Peak Limit (dBuV/m)	PK Margin (dB)	Azimuth (Degs)	Height (cm)	Polarity
1	* 5.14999	45.93	Pk	34.3	-22.3	0	57.93	-	-	74	-16.07	230	160	H
2	* 5.14914	48.55	Pk	34.3	-22.3	0	60.55	-	-	74	-13.45	230	160	H
3	* 5.14999	36.07	RMS	34.3	-22.3	0	48.07	54	-5.93	-	-	230	160	H
4	* 5.14939	37.29	RMS	34.3	-22.3	0	49.29	54	-4.71	-	-	230	160	H

* - indicates frequency in CFR47 Pt 15 / IC RSS-Restricted Band
Pk - Peak detector
RMS - RMS detection

UL VERIFICATION SERVICES INC.
47173 Benicia Street, Fremont, CA 94538; USA TEL:(510) 319-4000 FAX:(510) 661-0888
This report shall not be reproduced except in full, without the written approval of UL Verification Services Inc.

VERTICAL RESULT

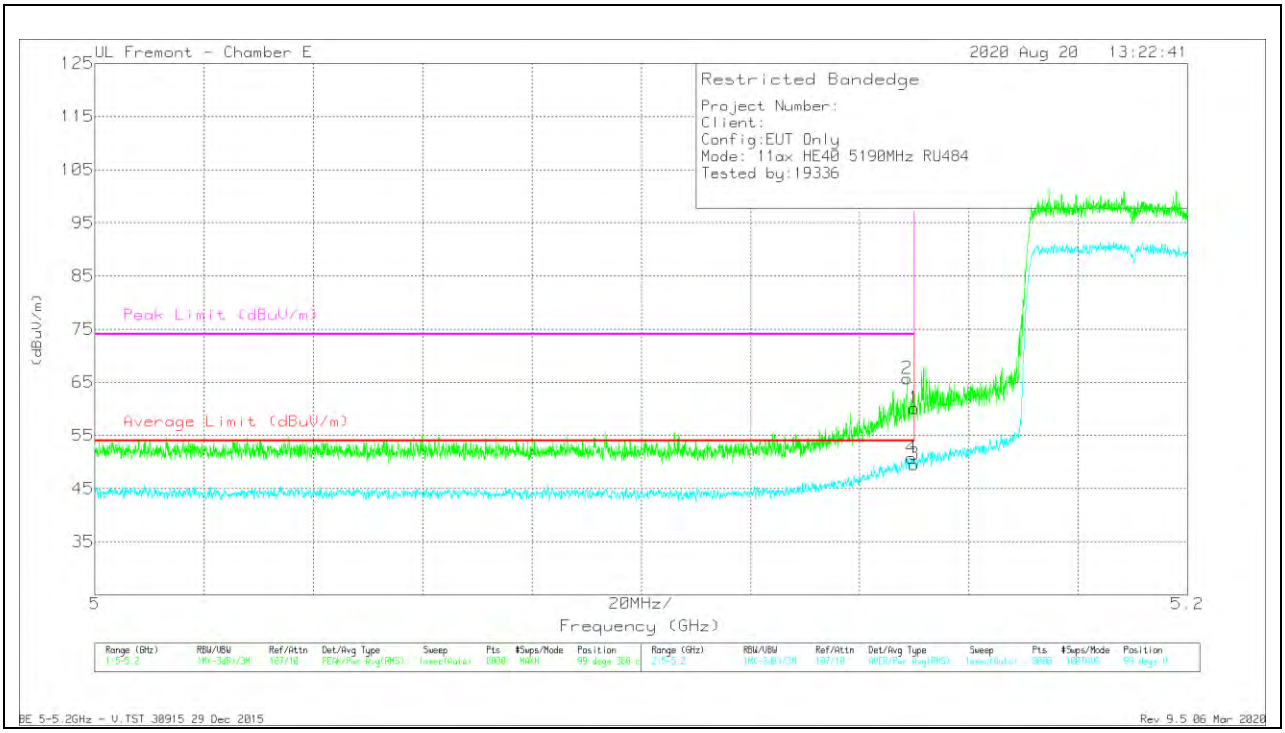

Marker	Frequency (GHz)	Meter Reading (dBuV)	Det	AF T712 (dB/m)	Amp/Cbl/Fltr/Pad (dB)	DC Corr (dB)	Corrected Reading (dBuV/m)	Average Limit (dBuV/m)	Margin (dB)	Peak Limit (dBuV/m)	PK Margin (dB)	Azimuth (Degs)	Height (cm)	Polarity
1	* 5.14999	48.15	Pk	34.3	-22.3	0	60.15	-	-	74	-13.85	99	360	V
2	* 5.14864	53.7	Pk	34.3	-22.3	0	65.7	-	-	74	-8.3	99	360	V
3	* 5.14999	37.58	RMS	34.3	-22.3	0	49.58	54	-4.42	-	-	99	360	V
4	* 5.14952	38.77	RMS	34.3	-22.3	0	50.77	54	-3.23	-	-	99	360	V

* - indicates frequency in CFR47 Pt 15 / IC RSS-Restricted Band
Pk - Peak detector
RMS - RMS detection

UL VERIFICATION SERVICES INC.
47173 Benicia Street, Fremont, CA 94538; USA TEL:(510) 319-4000 FAX:(510) 661-0888
This report shall not be reproduced except in full, without the written approval of UL Verification Services Inc.

1TX ANT 5 – 26 Tones, RU Index 0

BANDEDGE (LOW CHANNEL)

HORIZONTAL RESULT

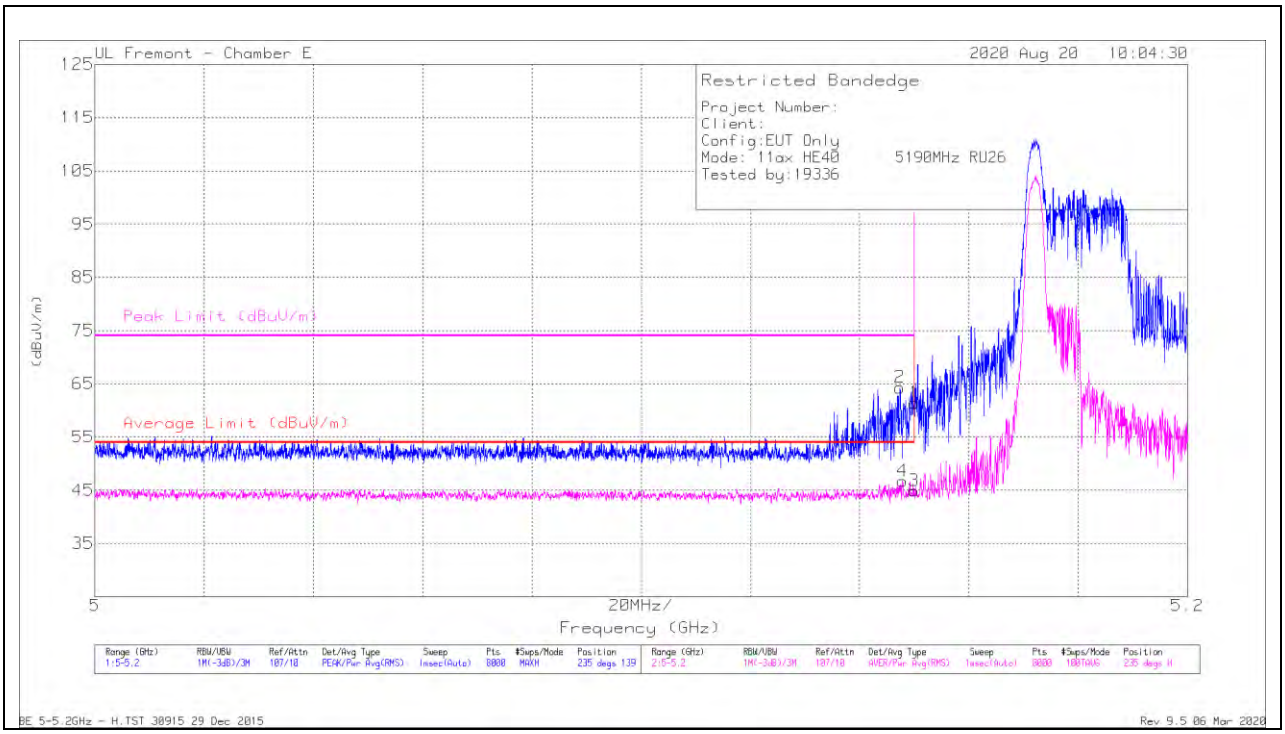

Marker	Frequency (GHz)	Meter Reading (dBuV)	Det	AF T712 (dB/m)	Amp/Cbl/Fltr/Pad (dB)	DC Corr (dB)	Corrected Reading (dBuV/m)	Average Limit (dBuV/m)	Margin (dB)	Peak Limit (dBuV/m)	PK Margin (dB)	Azimuth (Degs)	Height (cm)	Polarity
1	* 5.14999	49.38	Pk	34.3	-22.3	0	61.38	-	-	74	-12.62	235	139	H
2	* 5.14737	52.29	Pk	34.3	-22.3	0	64.29	-	-	74	-9.71	235	139	H
3	* 5.14999	32.88	RMS	34.3	-22.3	0	44.88	54	-9.12	-	-	235	139	H
4	* 5.14784	34.74	RMS	34.3	-22.3	0	46.74	54	-7.26	-	-	235	139	H

* - indicates frequency in CFR47 Pt 15 / IC RSS-Restricted Band
Pk - Peak detector
RMS - RMS detection

UL VERIFICATION SERVICES INC.
47173 Benicia Street, Fremont, CA 94538; USA TEL:(510) 319-4000 FAX:(510) 661-0888
This report shall not be reproduced except in full, without the written approval of UL Verification Services Inc.

VERTICAL RESULT

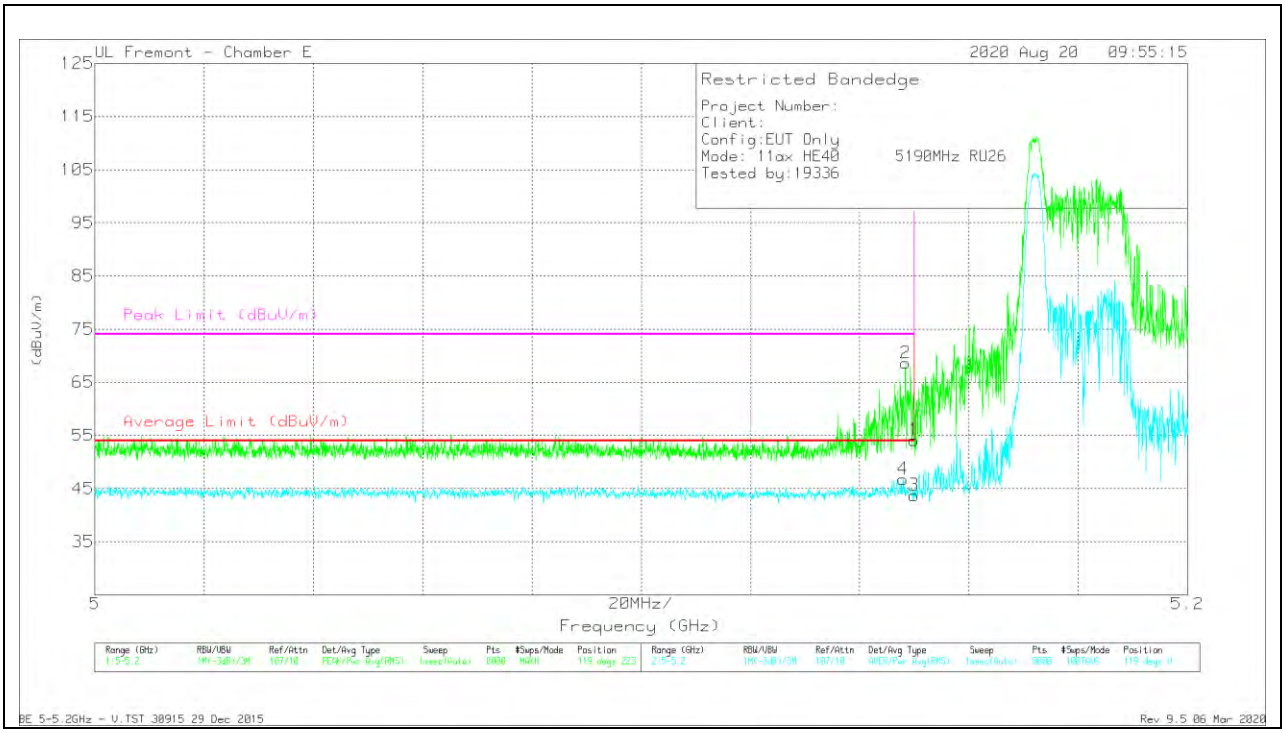

Marker	Frequency (GHz)	Meter Reading (dBuV)	Det	AF T712 (dB/m)	Amp/Cbl/Fltr/Pad (dB)	DC Corr (dB)	Corrected Reading (dBuV/m)	Average Limit (dBuV/m)	Margin (dB)	Peak Limit (dBuV/m)	PK Margin (dB)	Azimuth (Degs)	Height (cm)	Polarity
1	* 5.14999	42.09	Pk	34.3	-22.3	0	54.09	-	-	74	-19.91	119	223	V
2	* 5.14839	56.6	Pk	34.3	-22.3	0	68.6	-	-	74	-5.4	119	223	V
3	* 5.14999	31.71	RMS	34.3	-22.3	0	43.71	54	-10.29	-	-	119	223	V
4	* 5.14797	34.76	RMS	34.3	-22.3	0	46.76	54	-7.24	-	-	119	223	V

* - indicates frequency in CFR47 Pt 15 / IC RSS-Restricted Band
Pk - Peak detector
RMS - RMS detection

UL VERIFICATION SERVICES INC.
47173 Benicia Street, Fremont, CA 94538; USA TEL:(510) 319-4000 FAX:(510) 661-0888
This report shall not be reproduced except in full, without the written approval of UL Verification Services Inc.

1TX ANT 6 – SU, RU Index 65

BANDEDGE (LOW CHANNEL)

HORIZONTAL RESULT

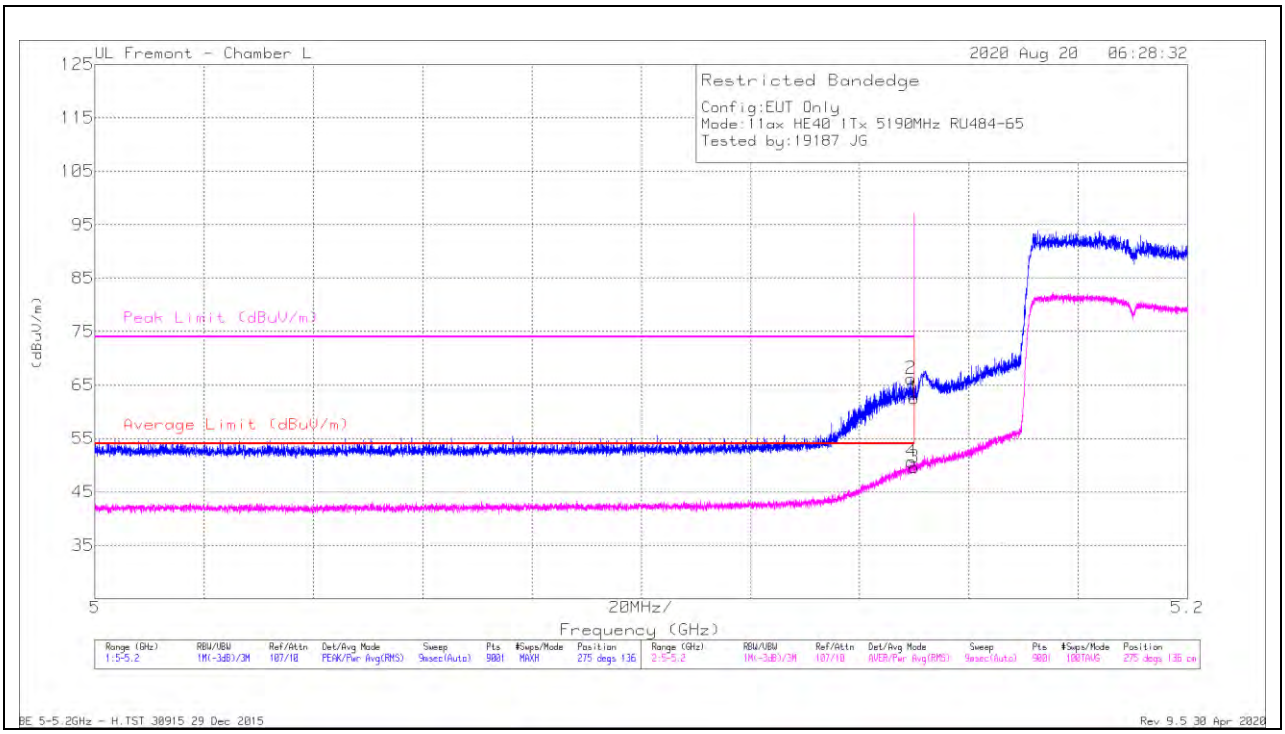

Marker	Frequency (GHz)	Meter Reading (dBuV)	Det	AF 344 (dB/m)	Amp/Cbl/Fltr/Pad (dB)	Corrected Reading (dBuV/m)	Average Limit (dBuV/m)	Margin (dB)	Peak Limit (dBuV/m)	PK Margin (dB)	Azimuth (Degs)	Height (cm)	Polarity
1	* 5.15	45.72	Pk	34.3	-17.5	62.52	-	-	74	-11.48	275	136	H
2	* 5.1494	49.4	Pk	34.3	-17.5	66.2	-	-	74	-7.8	275	136	H
3	* 5.15	32.8	RMS	34.3	-17.5	49.6	54	-4.4	-	-	275	136	H
4	* 5.14944	33.83	RMS	34.3	-17.5	50.63	54	-3.37	-	-	275	136	H

* - indicates frequency in CFR47 Pt 15 / IC RSS-Restricted Band
Pk - Peak detector
RMS - RMS detection

UL VERIFICATION SERVICES INC.
47173 Benicia Street, Fremont, CA 94538; USA TEL:(510) 319-4000 FAX:(510) 661-0888
This report shall not be reproduced except in full, without the written approval of UL Verification Services Inc.

VERTICAL RESULT

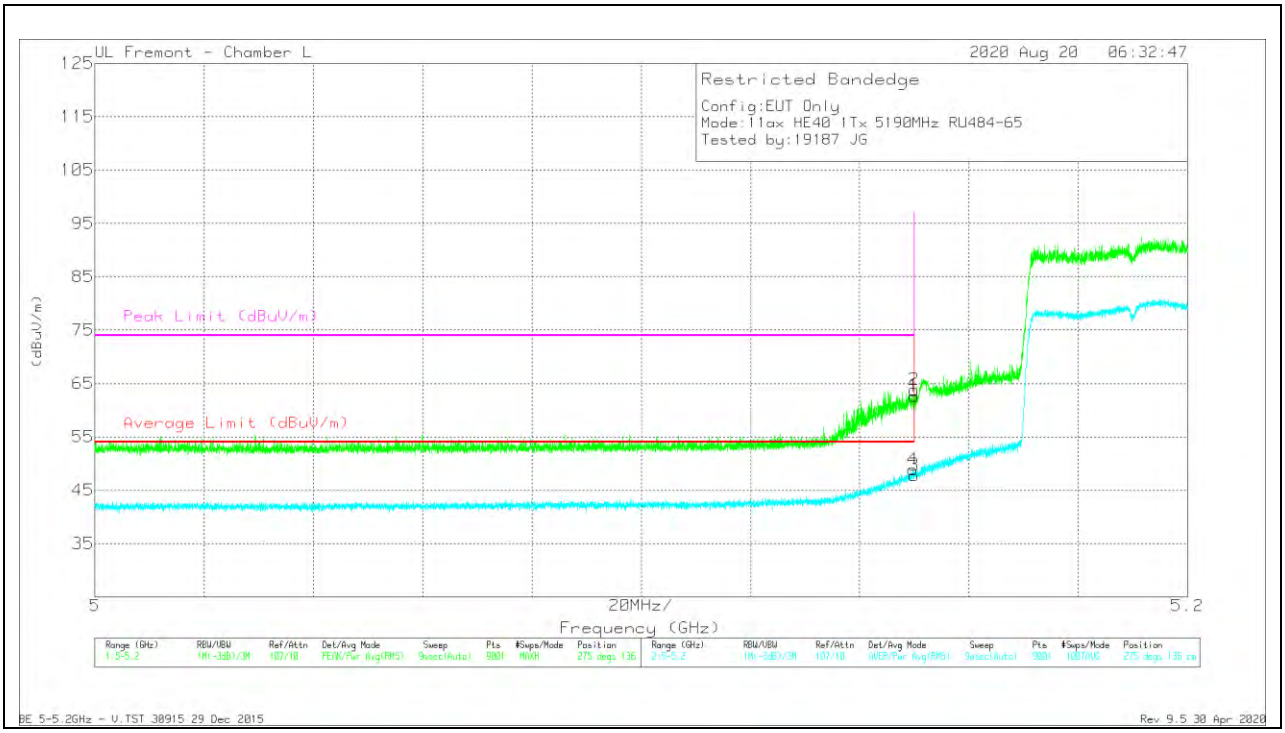

Marker	Frequency (GHz)	Meter Reading (dBuV)	Det	AF 344 (dB/m)	Amp/Cbl/Fltr/Pad (dB)	Corrected Reading (dBuV/m)	Average Limit (dBuV/m)	Margin (dB)	Peak Limit (dBuV/m)	PK Margin (dB)	Azimuth (Degs)	Height (cm)	Polarity
1	* 5.15	45.85	Pk	34.3	-17.5	62.65	-	-	74	-11.35	275	136	V
2	* 5.14995	47	Pk	34.3	-17.5	63.8	-	-	74	-10.2	275	136	V
3	* 5.15	30.99	RMS	34.3	-17.5	47.79	54	-6.21	-	-	275	136	V
4	* 5.14971	32.06	RMS	34.3	-17.5	48.86	54	-5.14	-	-	275	136	V

* - indicates frequency in CFR47 Pt 15 / IC RSS-Restricted Band
Pk - Peak detector
RMS - RMS detection

UL VERIFICATION SERVICES INC.
47173 Benicia Street, Fremont, CA 94538; USA TEL:(510) 319-4000 FAX:(510) 661-0888
This report shall not be reproduced except in full, without the written approval of UL Verification Services Inc.

1TX ANT 6 – 26 Tones, RU Index 0

BANDEDGE (LOW CHANNEL)

HORIZONTAL RESULT

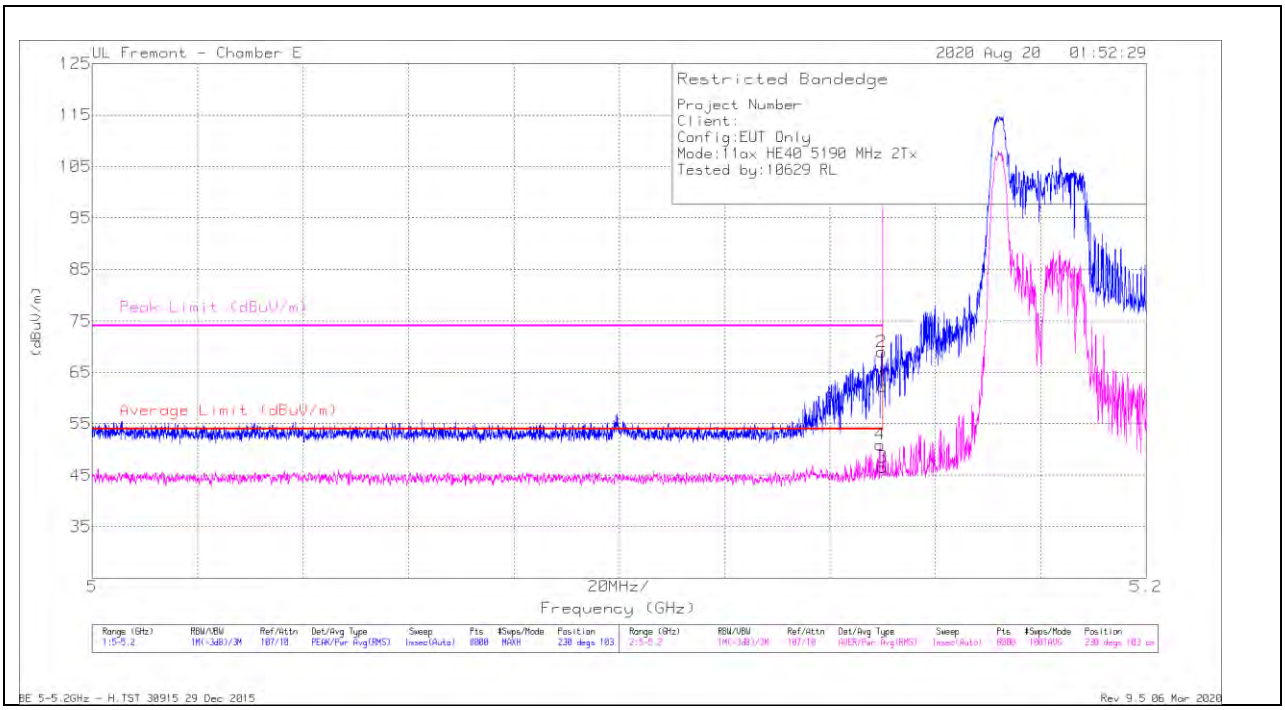

Marker	Frequency (GHz)	Meter Reading (dBuV)	Det	AF T712 (dB/m)	Amp/Cbl/Fltr/Pad (dB)	Corrected Reading (dBuV/m)	Average Limit (dBuV/m)	Margin (dB)	Peak Limit (dBuV/m)	PK Margin (dB)	Azimuth (Degs)	Height (cm)	Polarity
1	* 5.14999	50.35	Pk	34.3	-22.3	62.35	-	-	74	-11.65	230	103	H
2	* 5.14979	56.96	Pk	34.3	-22.3	68.96	-	-	74	-5.04	230	103	H
3	* 5.14999	34.54	RMS	34.3	-22.3	46.54	54	-7.46	-	-	230	103	H
4	* 5.14944	38.95	RMS	34.3	-22.3	50.95	54	-3.05	-	-	230	103	H

* - indicates frequency in CFR47 Pt 15 / IC RSS-Restricted Band
Pk - Peak detector
RMS - RMS detection

UL VERIFICATION SERVICES INC.
47173 Benicia Street, Fremont, CA 94538; USA TEL:(510) 319-4000 FAX:(510) 661-0888
This report shall not be reproduced except in full, without the written approval of UL Verification Services Inc.

VERTICAL RESULT

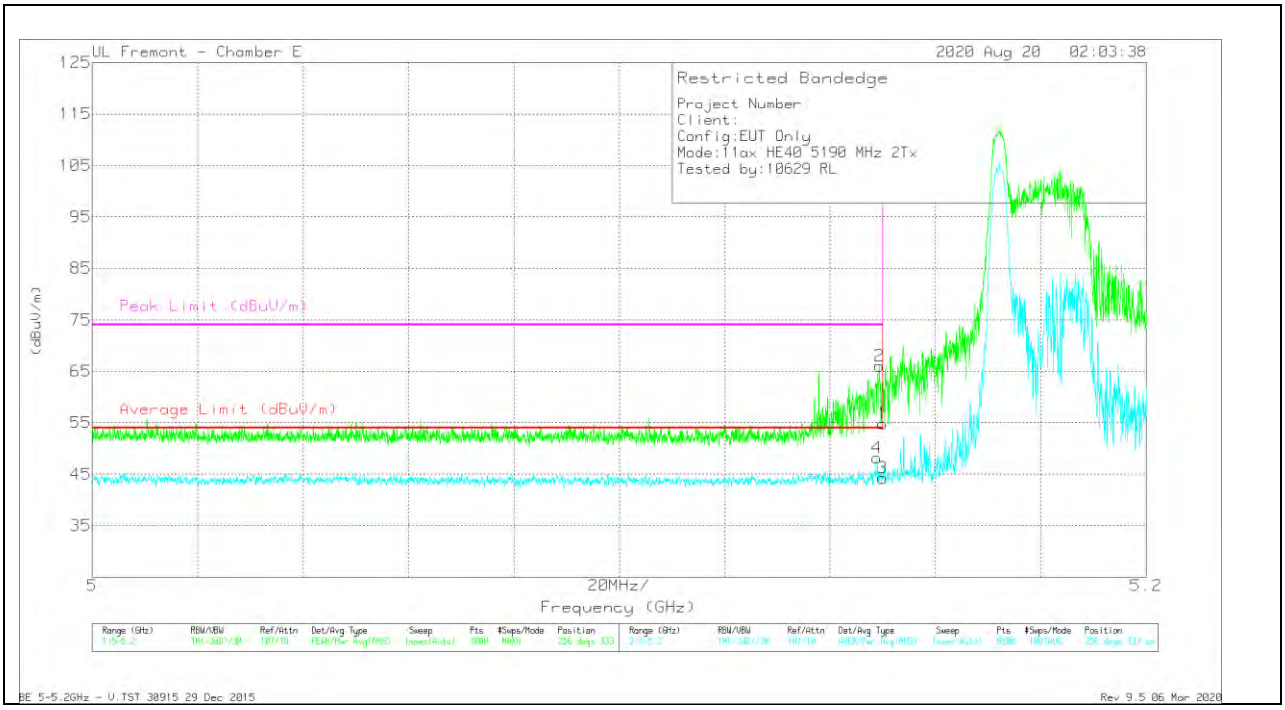

Marker	Frequency (GHz)	Meter Reading (dBuV)	Det	AF T712 (dB/m)	Amp/Cbl/Fltr/Pad (dB)	Corrected Reading (dBuV/m)	Average Limit (dBuV/m)	Margin (dB)	Peak Limit (dBuV/m)	PK Margin (dB)	Azimuth (Degs)	Height (cm)	Polarity
4	* 5.14889	36.18	RMS	34.3	-22.3	48.18	54	-5.82	-	-	256	333	V
2	* 5.14934	54.02	Pk	34.3	-22.3	66.02	-	-	74	-7.98	256	333	V
1	* 5.14999	42.82	Pk	34.3	-22.3	54.82	-	-	74	-19.18	256	333	V
3	* 5.14999	32.26	RMS	34.3	-22.3	44.26	54	-9.74	-	-	256	333	V

* - indicates frequency in CFR47 Pt 15 / IC RSS-Restricted Band
Pk - Peak detector
RMS - RMS detection

UL VERIFICATION SERVICES INC.
47173 Benicia Street, Fremont, CA 94538; USA TEL:(510) 319-4000 FAX:(510) 661-0888
This report shall not be reproduced except in full, without the written approval of UL Verification Services Inc.

2TX ANT 5 + ANT 6 OFDMA MODE – SU, RU Index 65

BANDEDGE (LOW CHANNEL)

HORIZONTAL RESULT

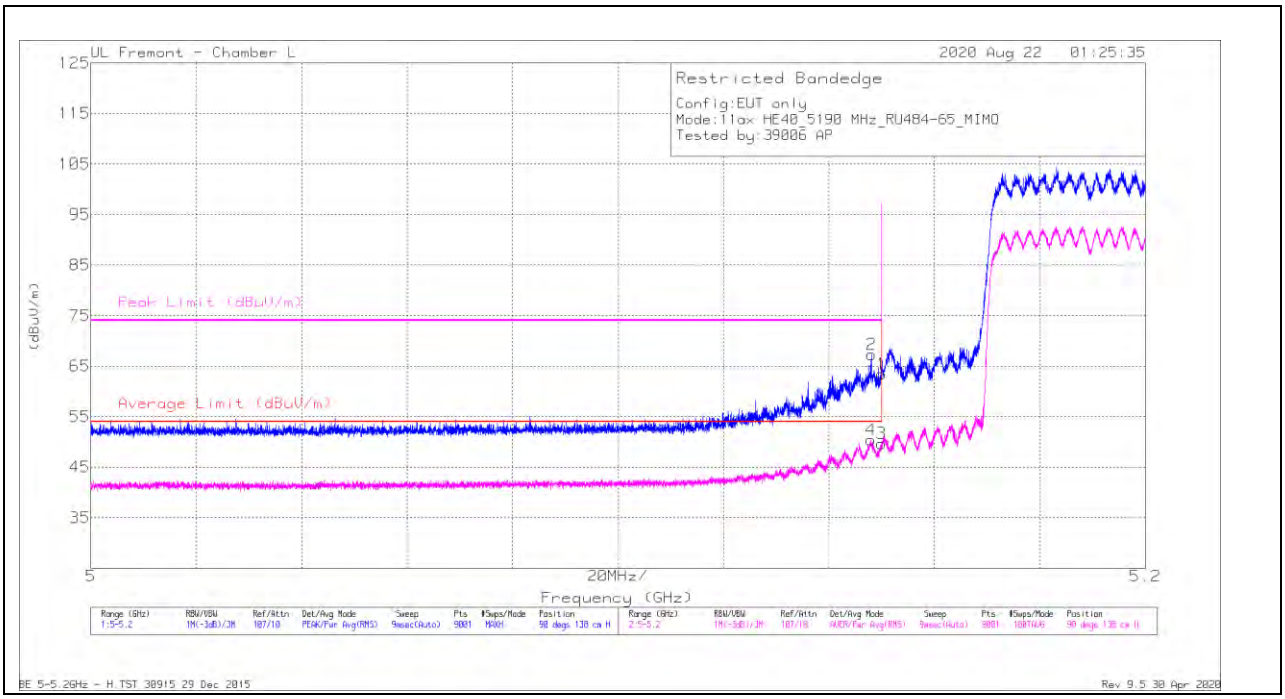

Marker	Frequency (GHz)	Meter Reading (dBuV)	Det	AF 344 (dB/m)	Amp/Cbl/Fltr/Pad (dB)	Corrected Reading (dBuV/m)	Average Limit (dBuV/m)	Margin (dB)	Peak Limit (dBuV/m)	PK Margin (dB)	Azimuth (Degs)	Height (cm)	Polarity
1	* 5.15	46.67	Pk	34.3	-17.5	63.47	-	-	74	-10.53	90	138	H
2	* 5.14804	50.54	Pk	34.3	-17.5	67.34	-	-	74	-6.66	90	138	H
3	* 5.15	32.86	RMS	34.3	-17.5	49.66	54	-4.34	-	-	90	138	H
4	* 5.148	33.63	RMS	34.3	-17.5	50.43	54	-3.57	-	-	90	138	H

* - indicates frequency in CFR47 Pt 15 / IC RSS-Restricted Band
Pk - Peak detector
RMS - RMS detection

UL VERIFICATION SERVICES INC.
47173 Benicia Street, Fremont, CA 94538; USA TEL:(510) 319-4000 FAX:(510) 661-0888
This report shall not be reproduced except in full, without the written approval of UL Verification Services Inc.

VERTICAL RESULT

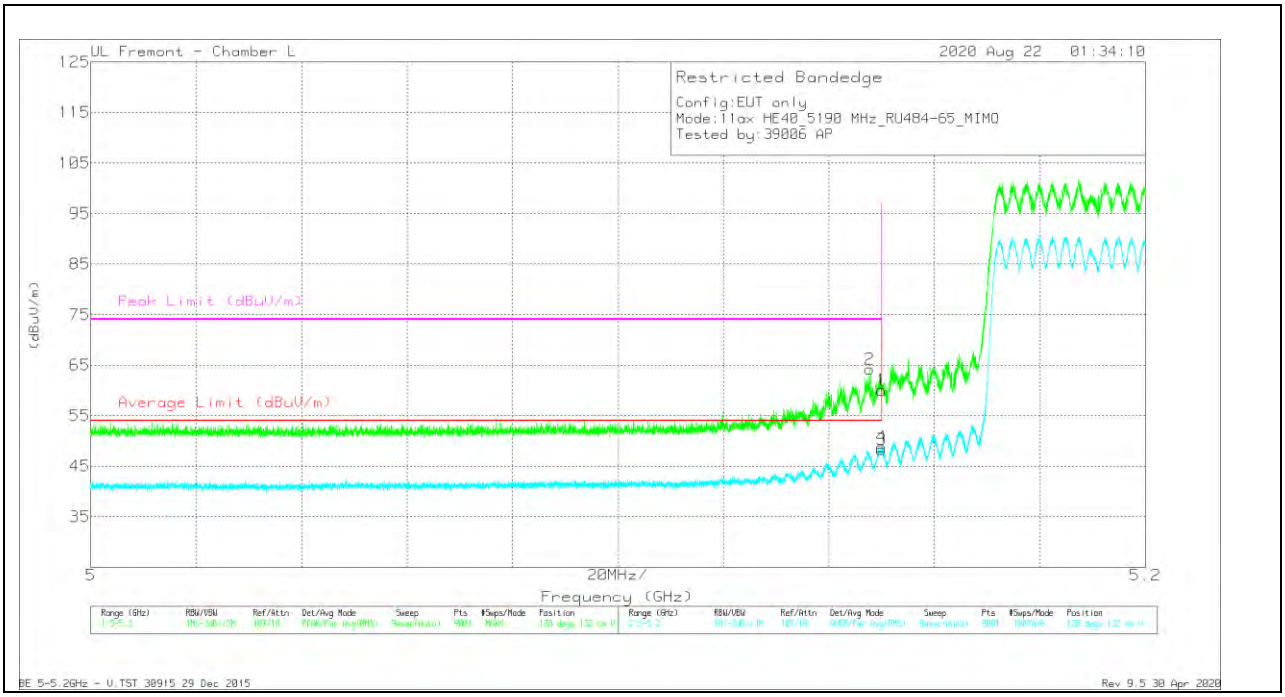

Marker	Frequency (GHz)	Meter Reading (dBuV)	Det	AF 344 (dB/m)	Amp/Cbl/Fltr/Pad (dB)	Corrected Reading (dBuV/m)	Average Limit (dBuV/m)	Margin (dB)	Peak Limit (dBuV/m)	PK Margin (dB)	Azimuth (Degs)	Height (cm)	Polarity
1	* 5.15	43.24	Pk	34.3	-17.5	60.04	-	-	74	-13.96	128	132	V
2	* 5.14767	47.42	Pk	34.3	-17.5	64.22	-	-	74	-9.78	128	132	V
3	* 5.15	31.5	RMS	34.3	-17.5	48.3	54	-5.7	-	-	128	132	V
4	* 5.14991	32.02	RMS	34.3	-17.5	48.82	54	-5.18	-	-	128	132	V

* - indicates frequency in CFR47 Pt 15 / IC RSS-Restricted Band
Pk - Peak detector
RMS - RMS detection

UL VERIFICATION SERVICES INC.
47173 Benicia Street, Fremont, CA 94538; USA TEL:(510) 319-4000 FAX:(510) 661-0888
This report shall not be reproduced except in full, without the written approval of UL Verification Services Inc.

HARMONICS AND SPURIOUS EMISSIONS

LOW CHANNEL RESULTS

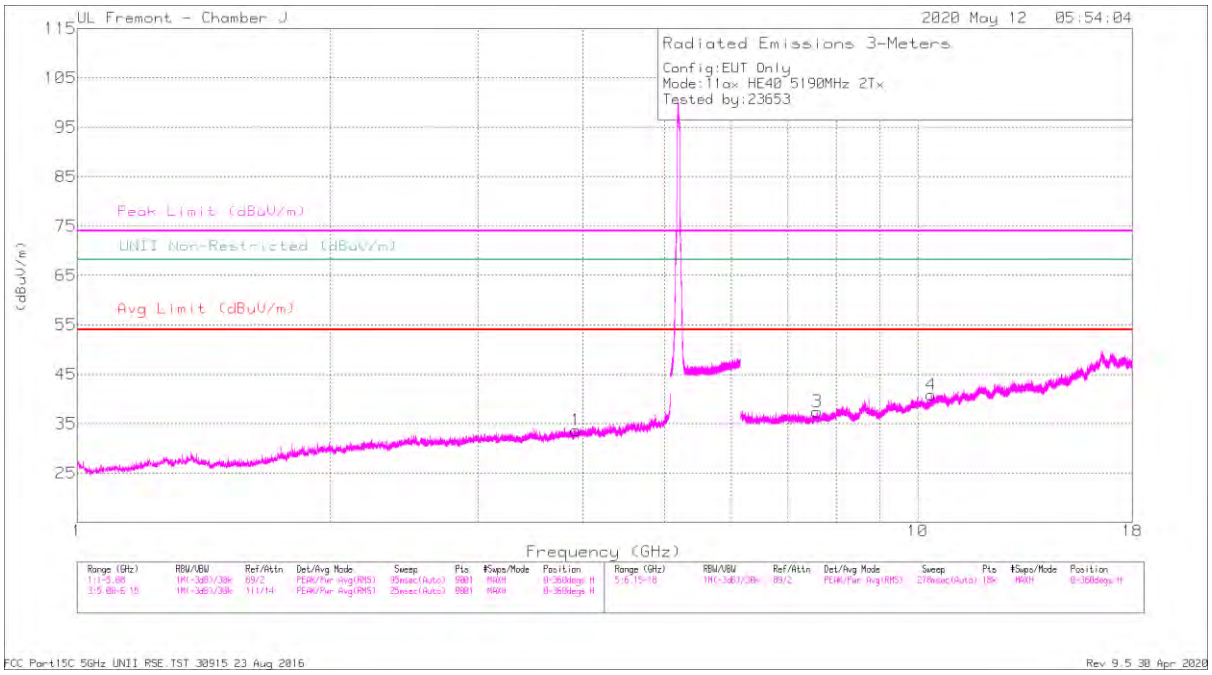

HORIZONTAL

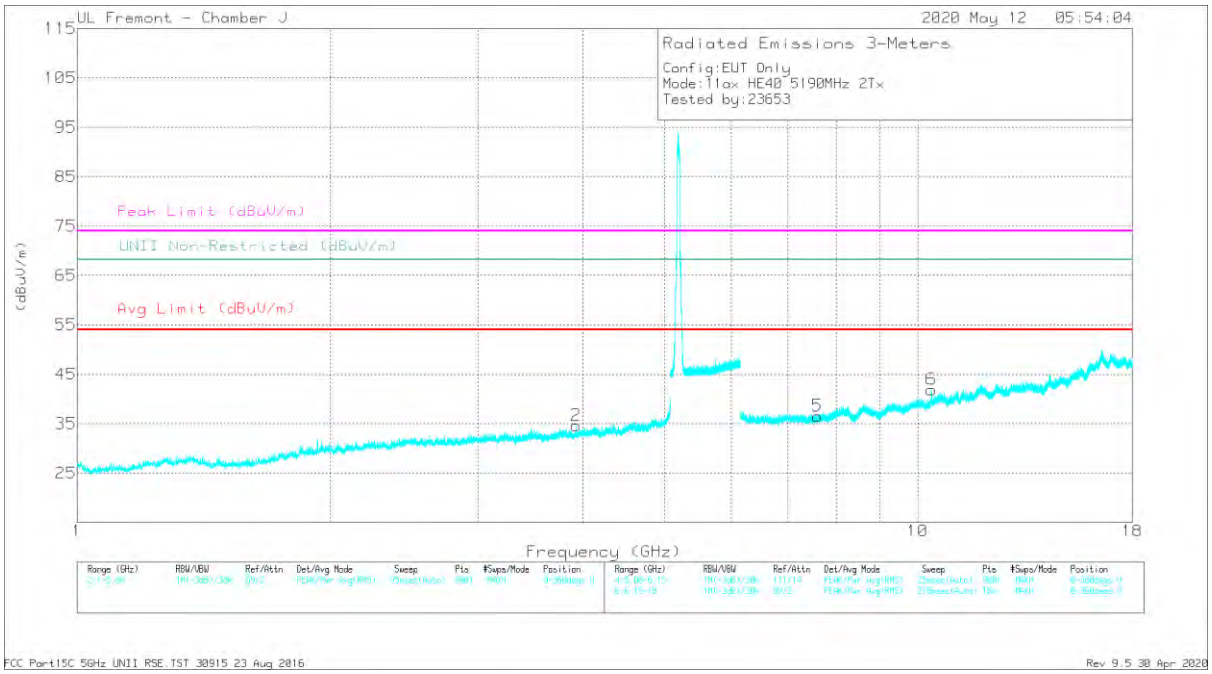

VERTICAL

UL VERIFICATION SERVICES INC.
47173 Benicia Street, Fremont, CA 94538; USA TEL:(510) 319-4000 FAX:(510) 661-0888
This report shall not be reproduced except in full, without the written approval of UL Verification Services Inc.

RADIATED EMISSIONS

Marker	Frequency (GHz)	Meter Reading (dBuV)	Det	AF T344 (dB/m)	Amp/Cbl/Fltr/Pad (dB)	Corrected Reading (dBuV/m)	Avg Limit (dBuV/m)	Margin (dB)	Peak Limit (dBuV/m)	PK Margin (dB)	UNII Non-Restricted (dBuV/m)	PK Margin (dB)	Azimuth (Degs)	Height (cm)	Polarity
1	* 3.92116	40.47	PK-U	33.5	-32.4	41.57	-	-	74	-32.43	-	-	108	388	H
	* 3.91873	30.69	ADR	33.5	-32.4	31.79	54	-22.21	-	-	-	-	108	388	H
2	* 3.92067	40.85	PK-U	33.5	-32.4	41.95	-	-	74	-32.05	-	-	178	119	V
	* 3.92043	29.81	ADR	33.5	-32.4	30.91	54	-23.09	-	-	-	-	178	119	V
3	* 7.5877	36.33	PK-U	35.6	-27.2	44.73	-	-	74	-29.27	-	-	166	253	H
	* 7.59082	25.67	ADR	35.6	-27.2	34.07	54	-19.93	-	-	-	-	166	253	H
4	10.37491	35.56	PK-U	37.5	-24.9	48.16	-	-	-	-	68.2	-20.04	242	153	H
5	* 7.59589	36.32	PK-U	35.6	-27.2	44.72	-	-	74	-29.28	-	-	86	119	V
	* 7.59751	25.86	ADR	35.6	-27.2	34.26	54	-19.74	-	-	-	-	86	119	V
6	10.38419	34.85	PK-U	37.5	-24.8	47.55	-	-	-	-	68.2	-20.65	281	232	V

* - indicates frequency in CFR47 Pt 15 / IC RSS-Restricted Band
PK-U - U-NII: Maximum Peak
ADR - U-NII AD primary method, RMS average

UL VERIFICATION SERVICES INC.
47173 Benicia Street, Fremont, CA 94538; USA TEL:(510) 319-4000 FAX:(510) 661-0888
This report shall not be reproduced except in full, without the written approval of UL Verification Services Inc.

HIGH CHANNEL RESULTS

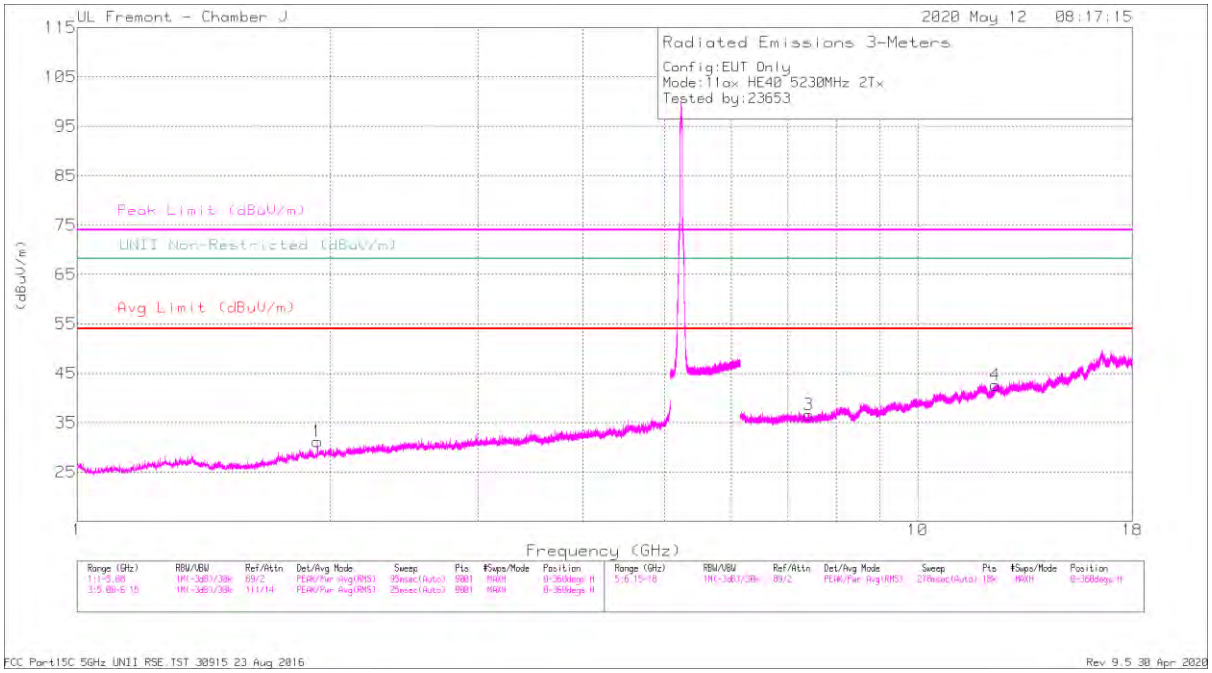

HORIZONTAL

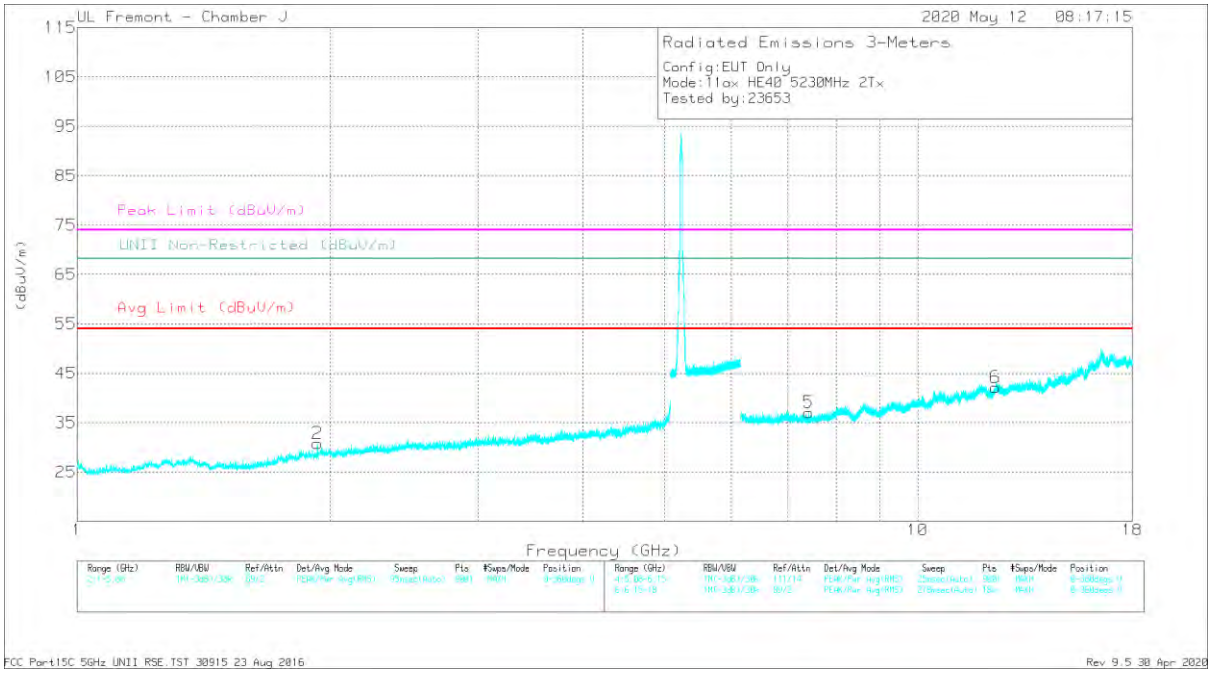

VERTICAL

UL VERIFICATION SERVICES INC.
47173 Benicia Street, Fremont, CA 94538; USA TEL:(510) 319-4000 FAX:(510) 661-0888
This report shall not be reproduced except in full, without the written approval of UL Verification Services Inc.

RADIATED EMISSIONS

Marker	Frequency (GHz)	Meter Reading (dBuV)	Det	AF T344 (dB/m)	Amp/Cbl/Fltr/Pad (dB)	Corrected Reading (dBuV/m)	Avg Limit (dBuV/m)	Margin (dB)	Peak Limit (dBuV/m)	PK Margin (dB)	UNII Non-Restricted (dBuV/m)	PK Margin (dB)	Azimuth (Degs)	Height (cm)	Polarity
1	1.93082	41.87	PK-U	30.6	-35.5	36.97	-	-	-	-	68.2	-31.23	296	101	H
2	1.93127	44.06	PK-U	30.6	-35.5	39.16	-	-	-	-	68.2	-29.04	317	209	V
3	* 7.41458	36.85	PK-U	35.6	-27.4	45.05	-	-	74	-28.95	-	-	204	173	H
	* 7.41359	26.37	ADR	35.5	-27.4	34.47	54	-19.53	-	-	-	-	204	173	H
4	* 12.36764	35.1	PK-U	38.9	-22	52	-	-	74	-22	-	-	150	114	H
	* 12.36678	23.61	ADR	38.9	-22	40.51	54	-13.49	-	-	-	-	150	114	H
5	* 7.42029	37.08	PK-U	35.6	-27.5	45.18	-	-	74	-28.82	-	-	319	224	V
	* 7.42043	26.37	ADR	35.6	-27.5	34.47	54	-19.53	-	-	-	-	319	224	V
6	* 12.37538	33.78	PK-U	39	-22	50.78	-	-	74	-23.22	-	-	53	275	V
	* 12.37154	22.75	ADR	39	-22	39.75	54	-14.25	-	-	-	-	53	275	V

* - indicates frequency in CFR47 Pt 15 / IC RSS-Restricted Band
PK-U - U-NII: Maximum Peak
ADR - U-NII AD primary method, RMS average

UL VERIFICATION SERVICES INC.
47173 Benicia Street, Fremont, CA 94538; USA TEL:(510) 319-4000 FAX:(510) 661-0888
This report shall not be reproduced except in full, without the written approval of UL Verification Services Inc.

2TX ANT 5 + ANT 6 OFDMA MODE – 26 Tones, RU Index 0

BANDEDGE (LOW CHANNEL)

HORIZONTAL RESULT

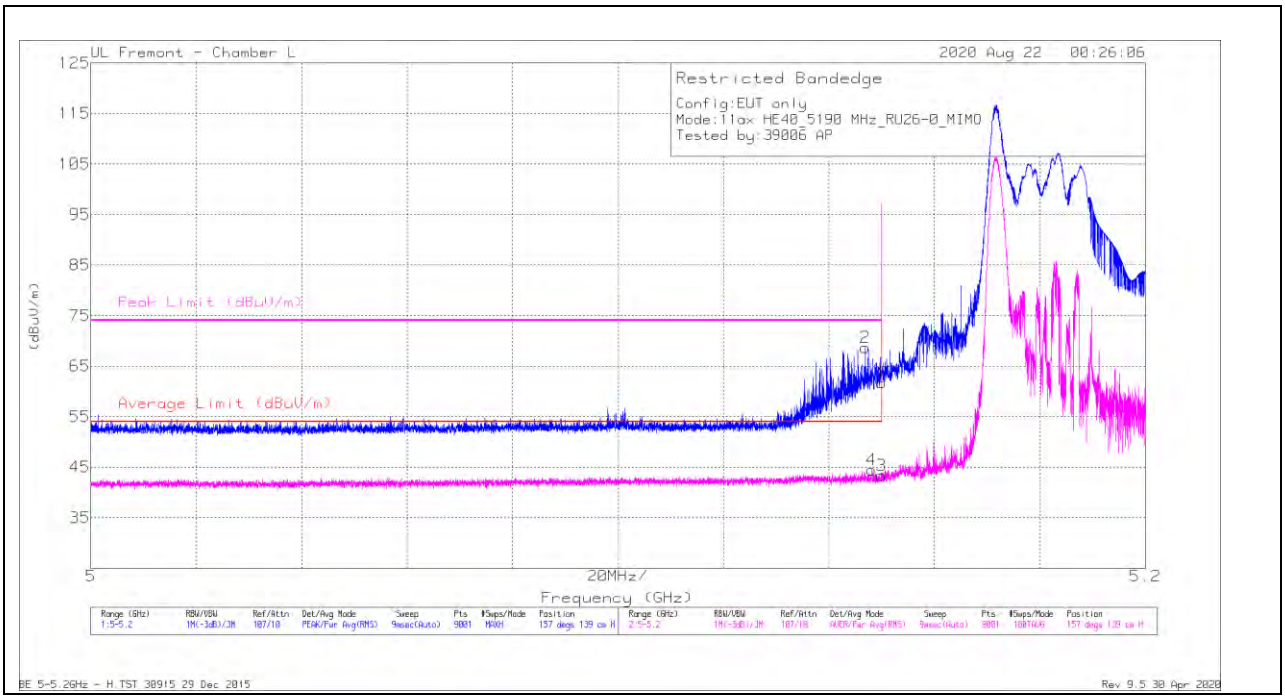

Marker	Frequency (GHz)	Meter Reading (dBuV)	Det	AF 344 (dB/m)	Amp/Cbl/Fltr/Pad (dB)	Corrected Reading (dBuV/m)	Average Limit (dBuV/m)	Margin (dB)	Peak Limit (dBuV/m)	PK Margin (dB)	Azimuth (Degs)	Height (cm)	Polarity
1	* 5.15	44.92	Pk	34.3	-17.5	61.72	-	-	74	-12.28	157	139	H
2	* 5.14687	51.83	Pk	34.3	-17.5	68.63	-	-	74	-5.37	157	139	H
3	* 5.15	26.51	RMS	34.3	-17.5	43.31	54	-10.69	-	-	157	139	H
4	* 5.14809	27.66	RMS	34.3	-17.5	44.46	54	-9.54	-	-	157	139	H

* - indicates frequency in CFR47 Pt 15 / IC RSS-Restricted Band
Pk - Peak detector
RMS - RMS detection

UL VERIFICATION SERVICES INC.
47173 Benicia Street, Fremont, CA 94538; USA TEL:(510) 319-4000 FAX:(510) 661-0888
This report shall not be reproduced except in full, without the written approval of UL Verification Services Inc.

VERTICAL RESULT

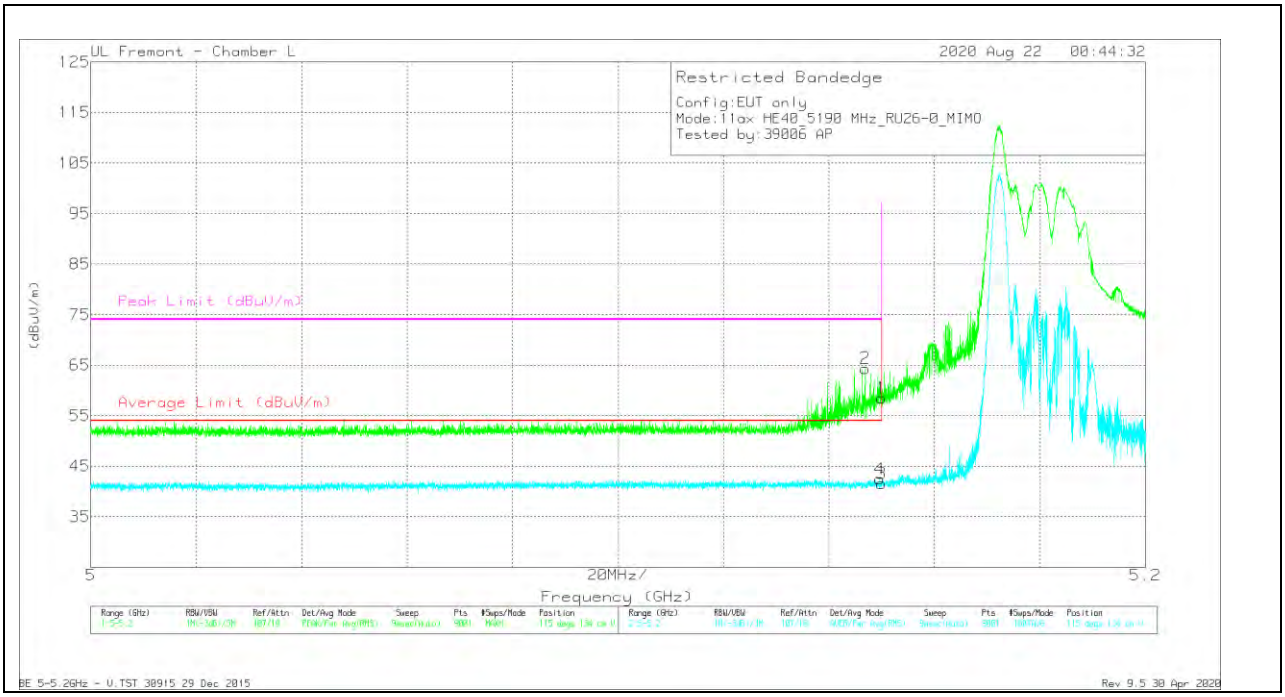

Marker	Frequency (GHz)	Meter Reading (dBuV)	Det	AF 344 (dB/m)	Amp/Cbl/Fltr/Pad (dB)	Corrected Reading (dBuV/m)	Average Limit (dBuV/m)	Margin (dB)	Peak Limit (dBuV/m)	PK Margin (dB)	Azimuth (Degs)	Height (cm)	Polarity
1	* 5.15	41.68	Pk	34.3	-17.5	58.48	-	-	74	-15.52	115	134	V
2	* 5.14682	47.58	Pk	34.3	-17.5	64.38	-	-	74	-9.62	115	134	V
3	* 5.15	24.82	RMS	34.3	-17.5	41.62	54	-12.38	-	-	115	134	V
4	* 5.14962	25.72	RMS	34.3	-17.5	42.52	54	-11.48	-	-	115	134	V

* - indicates frequency in CFR47 Pt 15 / IC RSS-Restricted Band
Pk - Peak detector
RMS - RMS detection

UL VERIFICATION SERVICES INC.
47173 Benicia Street, Fremont, CA 94538; USA TEL:(510) 319-4000 FAX:(510) 661-0888
This report shall not be reproduced except in full, without the written approval of UL Verification Services Inc.

HARMONICS AND SPURIOUS EMISSIONS

LOW CHANNEL RESULTS

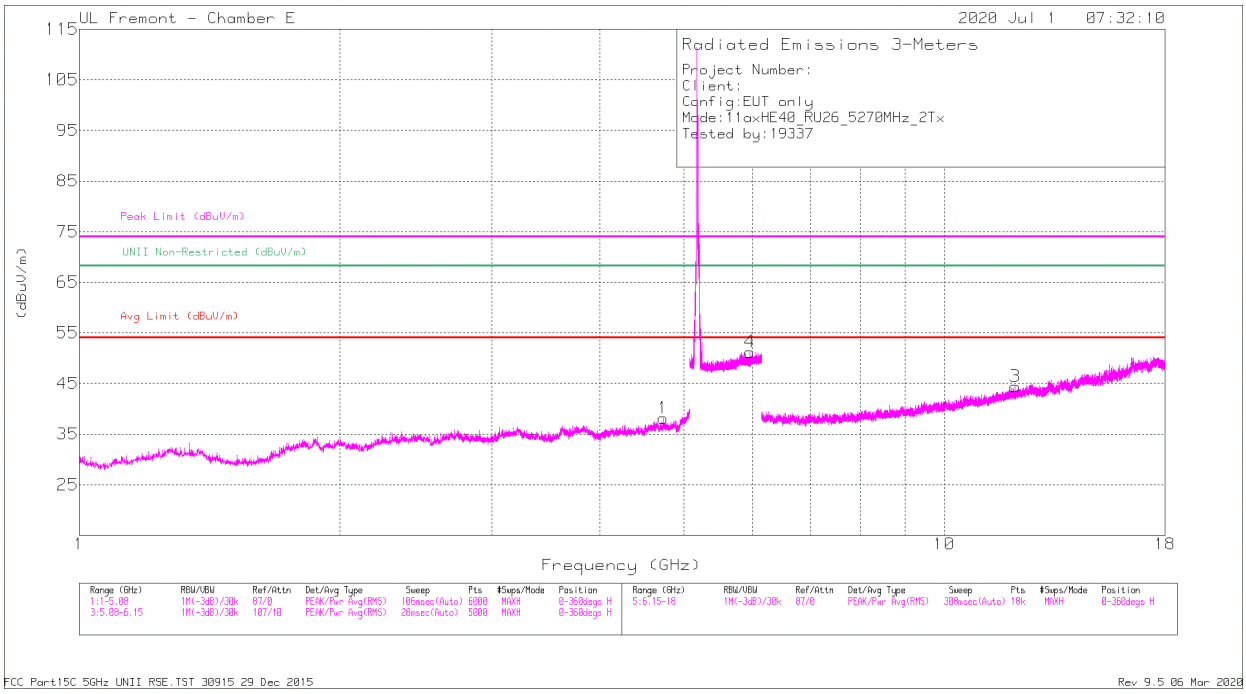

HORIZONTAL

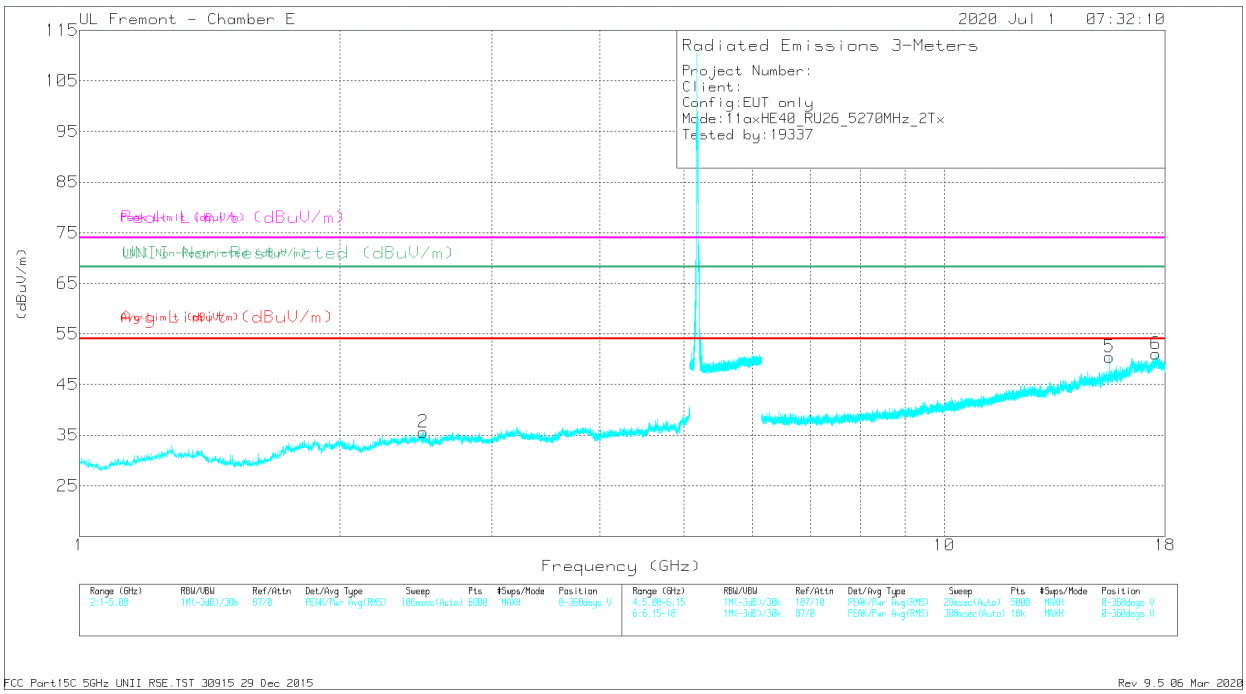

VERTICAL

UL VERIFICATION SERVICES INC.
47173 Benicia Street, Fremont, CA 94538; USA TEL:(510) 319-4000 FAX:(510) 661-0888
This report shall not be reproduced except in full, without the written approval of UL Verification Services Inc.

RADIATED EMISSIONS

Marker	Frequency (GHz)	Meter Reading (dBuV)	Det	AF T712 (dB/m)	Amp/Cbl/Fltr/Pad (dB)	Corrected Reading (dBuV/m)	Avg Limit (dBuV/m)	Margin (dB)	Peak Limit (dBuV/m)	PK Margin (dB)	UNII Non-Restricted (dBuV/m)	PK Margin (dB)	Azimuth (Degs)	Height (cm)	Polarity
1	* 4.73037	41.69	PK-U	34.1	-31.7	44.09	-	-	74	-29.91	-	-	215	297	H
	* 4.73123	29.98	ADR	34	-31.7	32.28	54	-21.72	-	-	-	-	215	297	H
2	* 2.4906	46.05	PK-U	32.9	-36.2	42.75	-	-	74	-31.25	-	-	203	209	V
	* 2.48706	33.55	ADR	32.8	-36.2	30.15	54	-23.85	-	-	-	-	203	209	V
3	* 12.07974	35.81	PK-U	38.7	-23.7	50.81	-	-	74	-23.19	-	-	252	130	H
	* 12.08021	23.76	ADR	38.7	-23.7	38.76	54	-15.24	-	-	-	-	252	130	H
5	* 15.51531	35.23	PK-U	40.3	-21.3	54.23	-	-	74	-19.77	-	-	216	153	V
	* 15.51632	23.45	ADR	40.4	-21.3	42.55	54	-11.45	-	-	-	-	216	153	V
4	5.96317	31.31	ADR	35.2	-20.9	45.61	-	-	-	-	-	-	193	150	H
	5.96417	43.38	PK-U	35.2	-20.9	57.68	-	-	-	-	68.2	-10.52	193	150	H
6	17.56032	35.58	PK-U	41.6	-19.9	57.28	-	-	-	-	68.2	-10.92	184	183	V
	17.56208	23.58	ADR	41.6	-19.9	45.28	-	-	-	-	-	-	184	183	V

* - indicates frequency in CFR47 Pt 15 / IC RSS-Restricted Band
PK-U - U-NII: Maximum Peak
ADR - U-NII AD primary method, RMS average

UL VERIFICATION SERVICES INC.
47173 Benicia Street, Fremont, CA 94538; USA TEL:(510) 319-4000 FAX:(510) 661-0888
This report shall not be reproduced except in full, without the written approval of UL Verification Services Inc.

HIGH CHANNEL RESULTS

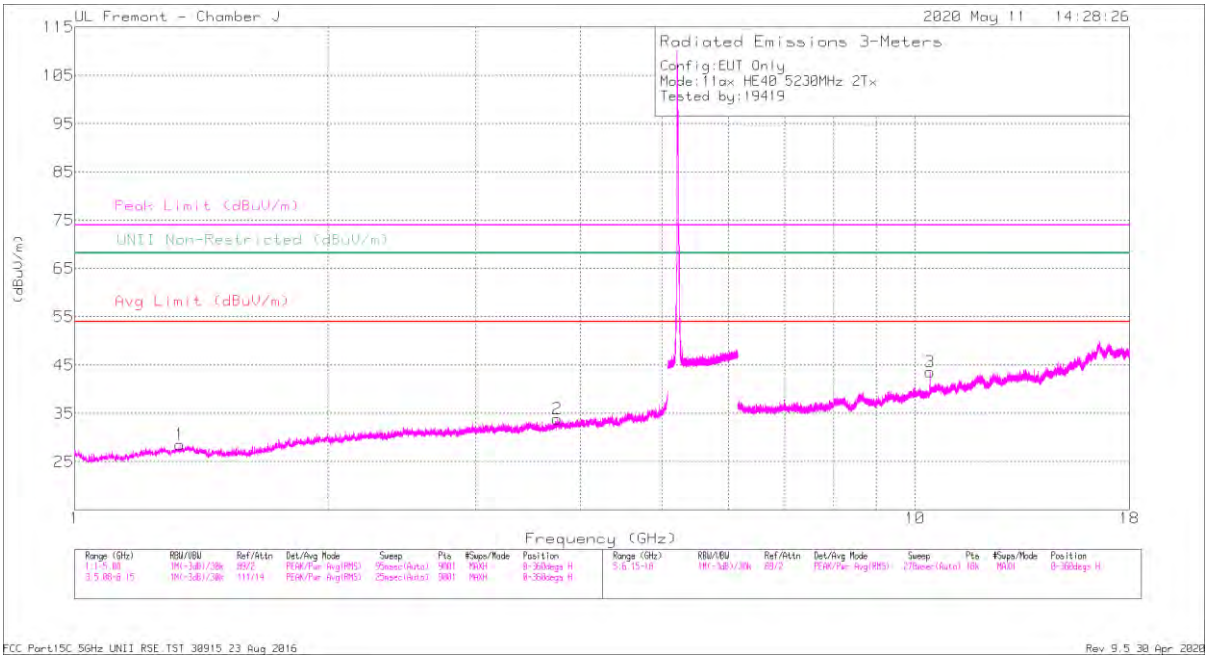

HORIZONTAL

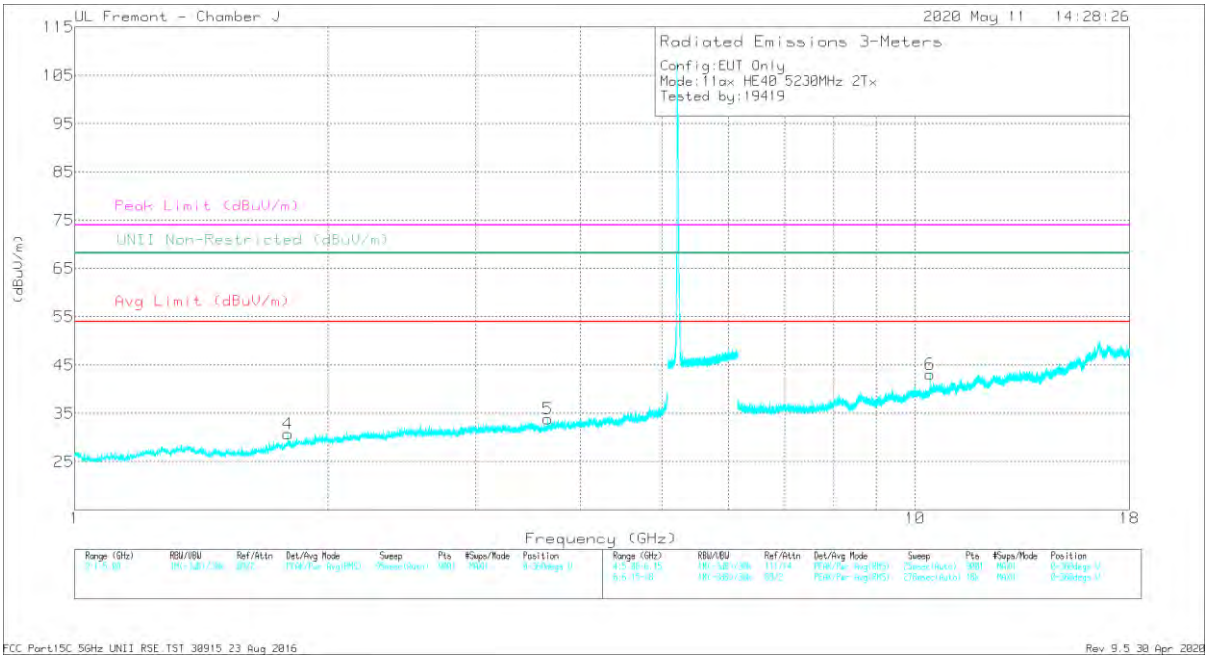

VERTICAL

UL VERIFICATION SERVICES INC.
47173 Benicia Street, Fremont, CA 94538; USA TEL:(510) 319-4000 FAX:(510) 661-0888
This report shall not be reproduced except in full, without the written approval of UL Verification Services Inc.

RADIATED EMISSIONS

Marker	Frequency (GHz)	Meter Reading (dBuV)	Det	AF T344 (dB/m)	Amp/Cbl/Fltr/Pad (dB)	Corrected Reading (dBuV/m)	Avg Limit (dBuV/m)	Margin (dB)	Peak Limit (dBuV/m)	PK Margin (dB)	UNII Non-Restricted (dBuV/m)	PK Margin (dB)	Azimuth (Degs)	Height (cm)	Polarity
1	* 1.33166	42.91	PK-U	28.7	-35.7	35.91	-	-	74	-38.09	-	-	286	174	H
	* 1.33173	33.48	ADR	28.7	-35.7	26.48	54	-27.52	-	-	-	-	286	174	H
2	* 3.75378	40.6	PK-U	33.3	-32.8	41.1	-	-	74	-32.9	-	-	137	296	H
	* 3.7535	30.49	ADR	33.3	-32.8	30.99	54	-23.01	-	-	-	-	137	296	H
4	1.79482	44.79	PK-U	29.9	-35.5	39.19	-	-	-	-	68.2	-29.01	100	167	V
	1.79477	33.3	ADR	29.9	-35.5	27.7	-	-	-	-	-	-	100	167	V
5	* 3.65466	40.84	PK-U	33	-33.3	40.54	-	-	74	-33.46	-	-	84	256	V
	* 3.65626	30.87	ADR	33	-33.3	30.57	54	-23.43	-	-	-	-	84	256	V
3	10.42487	41.21	PK-U	37.6	-24.6	54.21	-	-	-	-	68.2	-13.99	242	399	H
	10.42444	30.11	ADR	37.6	-24.6	43.11	-	-	-	-	-	-	242	399	H
6	10.42413	39.95	PK-U	37.6	-24.6	52.95	-	-	-	-	68.2	-15.25	213	116	V
	10.42417	29.07	ADR	37.6	-24.6	42.07	-	-	-	-	-	-	213	116	V

* - indicates frequency in CFR47 Pt 15 / IC RSS-Restricted Band
PK-U - U-NII: Maximum Peak
ADR - U-NII AD primary method, RMS average

UL VERIFICATION SERVICES INC.
47173 Benicia Street, Fremont, CA 94538; USA TEL:(510) 319-4000 FAX:(510) 661-0888
This report shall not be reproduced except in full, without the written approval of UL Verification Services Inc.

1.1.6. TX ABOVE 1 GHz 802.11ax HE80 MODE IN THE 5.2 GHz BAND

1TX ANT 5 – SU, RU Index 67

BANDEDGE (MID CHANNEL)

HORIZONTAL RESULT

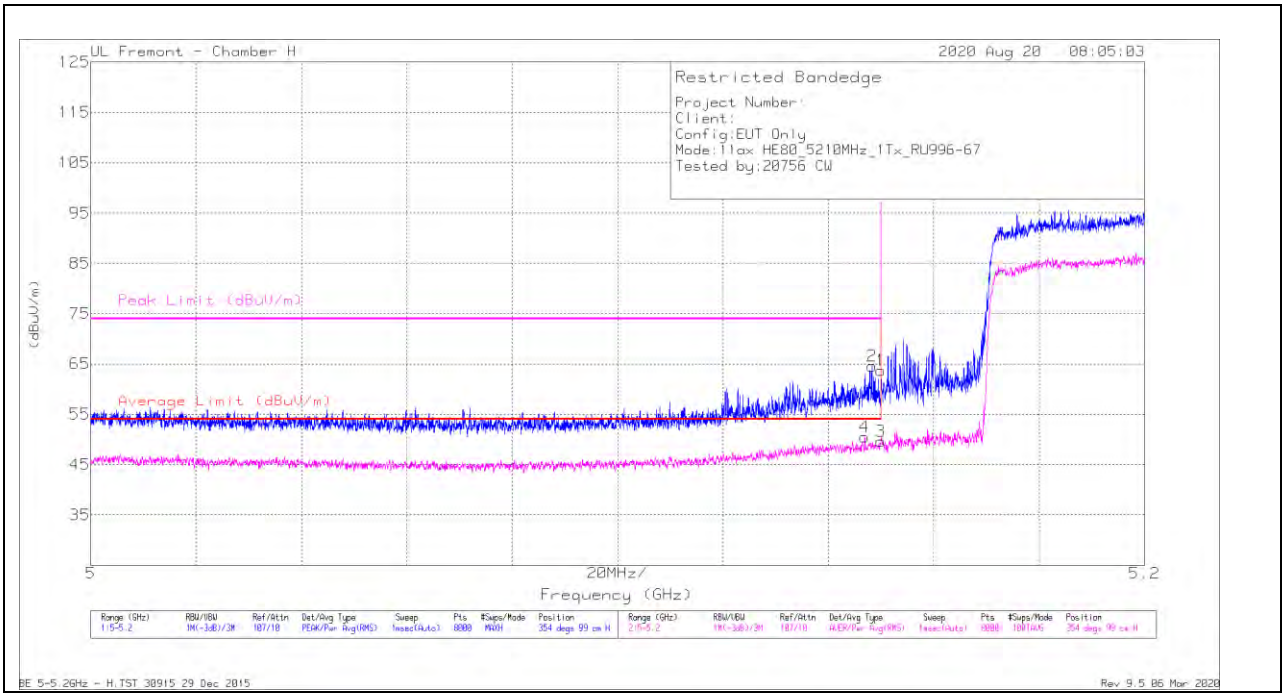

Marker	Frequency (GHz)	Meter Reading (dBuV)	Det	AF T863 (dB/m)	Amp/Cbl/Fltr/Pad (dB)	Corrected Reading (dBuV/m)	Average Limit (dBuV/m)	Margin (dB)	Peak Limit (dBuV/m)	PK Margin (dB)	Azimuth (Degs)	Height (cm)	Polarity
1	* 5.14999	50.62	Pk	34.4	-21.3	63.72	-	-	74	-10.28	354	99	H
2	* 5.14827	51.64	Pk	34.3	-21.3	64.64	-	-	74	-9.36	354	99	H
3	* 5.14999	36.57	RMS	34.4	-21.3	49.67	54	-4.33	-	-	354	99	H
4	* 5.14692	37.55	RMS	34.3	-21.4	50.45	54	-3.55	-	-	354	99	H

* - indicates frequency in CFR47 Pt 15 / IC RSS-Restricted Band
Pk - Peak detector
RMS - RMS detection

UL VERIFICATION SERVICES INC.
47173 Benicia Street, Fremont, CA 94538; USA TEL:(510) 319-4000 FAX:(510) 661-0888
This report shall not be reproduced except in full, without the written approval of UL Verification Services Inc.

VERTICAL RESULT

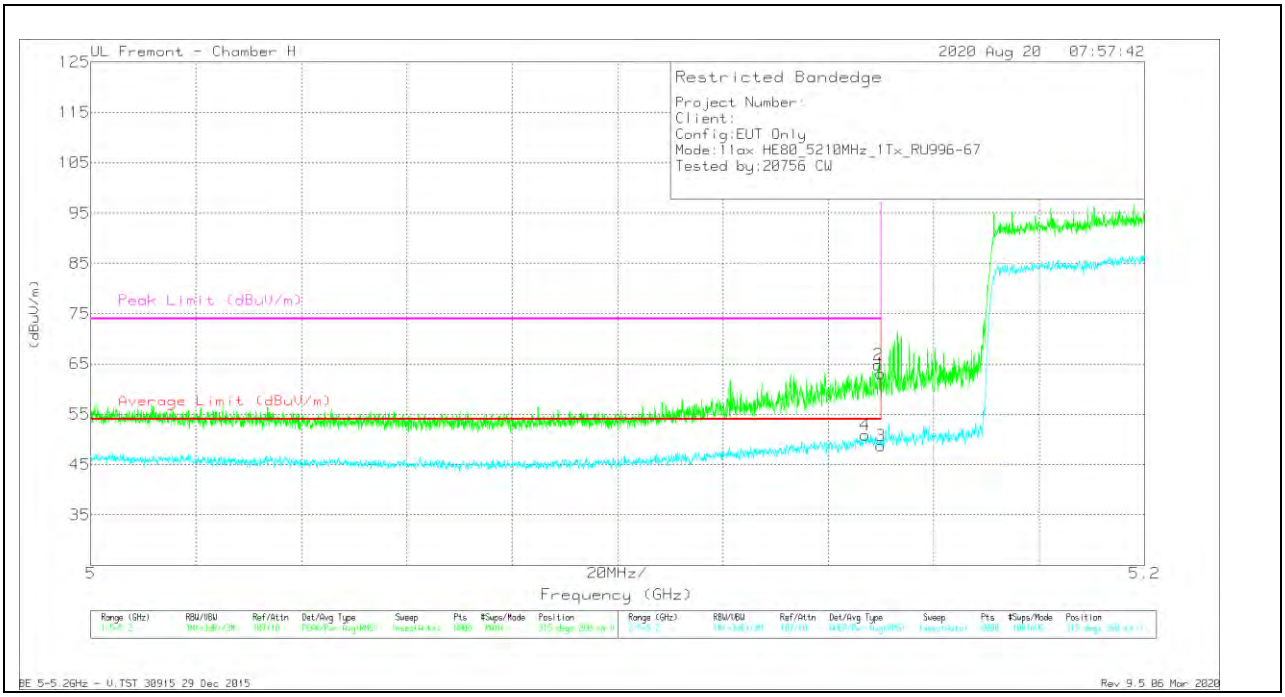

Marker	Frequency (GHz)	Meter Reading (dBuV)	Det	AF T863 (dB/m)	Amp/Cbl/Fltr/Pad (dB)	Corrected Reading (dBuV/m)	Average Limit (dBuV/m)	Margin (dB)	Peak Limit (dBuV/m)	PK Margin (dB)	Azimuth (Degs)	Height (cm)	Polarity
1	* 5.14999	49.99	Pk	34.4	-21.3	63.09	-	-	74	-10.91	315	260	V
2	* 5.14954	51.77	Pk	34.4	-21.3	64.87	-	-	74	-9.13	315	260	V
3	* 5.14999	35.63	RMS	34.4	-21.3	48.73	54	-5.27	-	-	315	260	V
4	* 5.14702	38.03	RMS	34.3	-21.4	50.93	54	-3.07	-	-	315	260	V

* - indicates frequency in CFR47 Pt 15 / IC RSS-Restricted Band
Pk - Peak detector
RMS - RMS detection

UL VERIFICATION SERVICES INC.
47173 Benicia Street, Fremont, CA 94538; USA TEL:(510) 319-4000 FAX:(510) 661-0888
This report shall not be reproduced except in full, without the written approval of UL Verification Services Inc.

1TX ANT 5 – 26 Tones, RU Index 0

BANDEDGE (MID CHANNEL)

HORIZONTAL RESULT

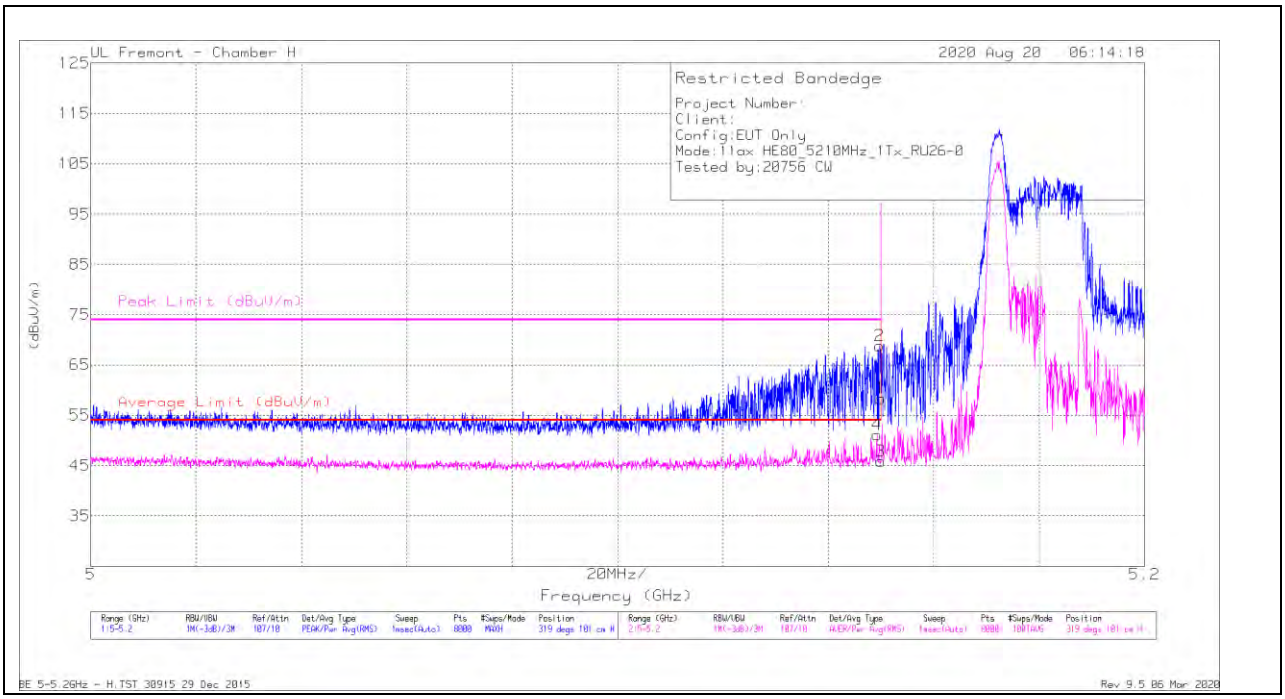

Marker	Frequency (GHz)	Meter Reading (dBuV)	Det	AF T863 (dB/m)	Amp/Cbl/Fltr/Pad (dB)	Corrected Reading (dBuV/m)	Average Limit (dBuV/m)	Margin (dB)	Peak Limit (dBuV/m)	PK Margin (dB)	Azimuth (Degs)	Height (cm)	Polarity
1	* 5.14999	45.32	Pk	34.4	-21.3	58.42	-	-	74	-15.58	319	101	H
2	* 5.14974	55.68	Pk	34.4	-21.3	68.78	-	-	74	-5.22	319	101	H
3	* 5.14999	32.85	RMS	34.4	-21.3	45.95	54	-8.05	-	-	319	101	H
4	* 5.14922	38.03	RMS	34.4	-21.3	51.13	54	-2.87	-	-	319	101	H

* - indicates frequency in CFR47 Pt 15 / IC RSS-Restricted Band
Pk - Peak detector
RMS - RMS detection

UL VERIFICATION SERVICES INC.
47173 Benicia Street, Fremont, CA 94538; USA TEL:(510) 319-4000 FAX:(510) 661-0888
This report shall not be reproduced except in full, without the written approval of UL Verification Services Inc.

VERTICAL RESULT

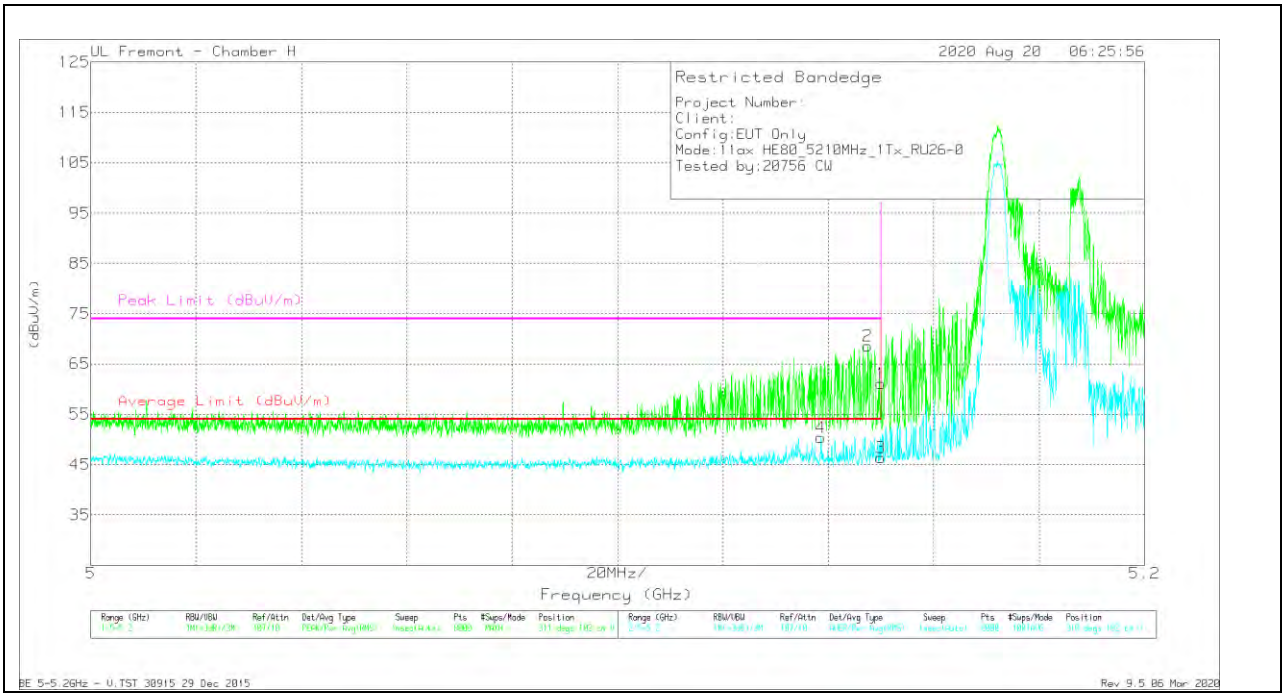

Marker	Frequency (GHz)	Meter Reading (dBuV)	Det	AF T863 (dB/m)	Amp/Cbl/Fltr/Pad (dB)	Corrected Reading (dBuV/m)	Average Limit (dBuV/m)	Margin (dB)	Peak Limit (dBuV/m)	PK Margin (dB)	Azimuth (Degs)	Height (cm)	Polarity
1	* 5.14999	47.97	Pk	34.4	-21.3	61.07	-	-	74	-12.93	311	102	V
2	* 5.14752	55.63	Pk	34.3	-21.4	68.53	-	-	74	-5.47	311	102	V
3	* 5.14999	33.24	RMS	34.4	-21.3	46.34	54	-7.66	-	-	310	102	V
4	* 5.13859	37.33	RMS	34.4	-21.3	50.43	54	-3.57	-	-	310	102	V

* - indicates frequency in CFR47 Pt 15 / IC RSS-Restricted Band
Pk - Peak detector
RMS - RMS detection

UL VERIFICATION SERVICES INC.
47173 Benicia Street, Fremont, CA 94538; USA TEL:(510) 319-4000 FAX:(510) 661-0888
This report shall not be reproduced except in full, without the written approval of UL Verification Services Inc.

1TX ANT 6 – SU, RU Index 67

BANDEDGE (MID CHANNEL)

HORIZONTAL RESULT

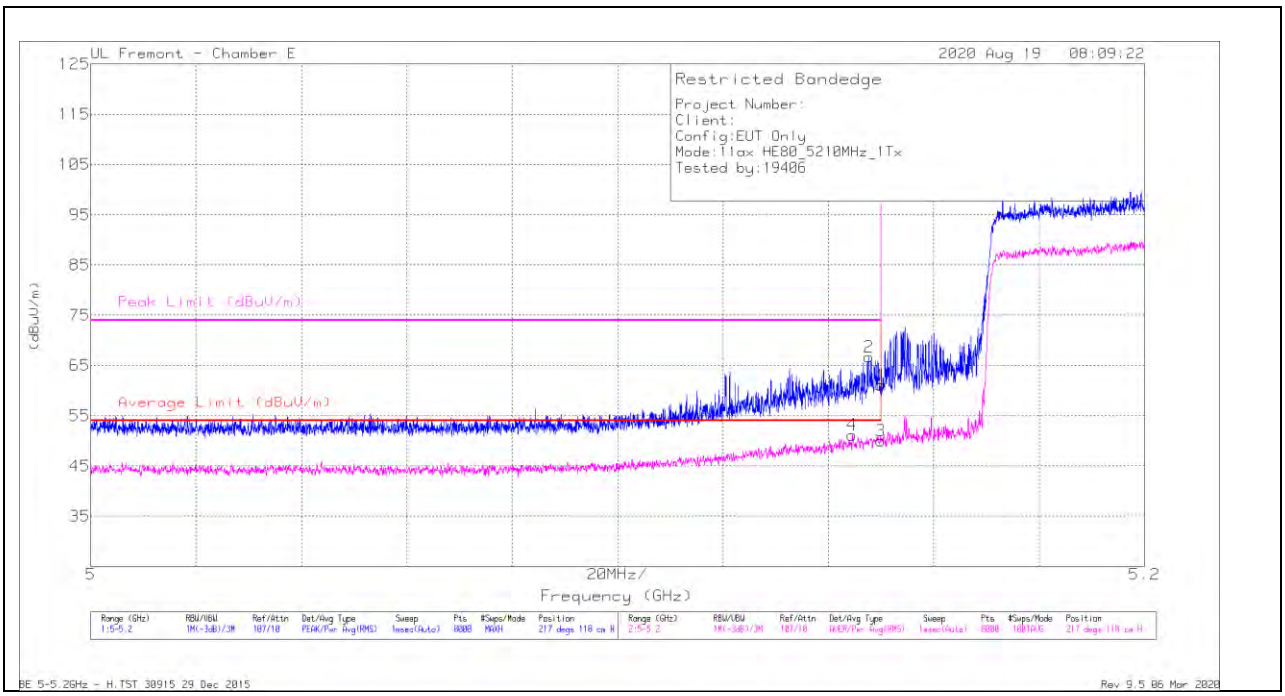

Marker	Frequency (GHz)	Meter Reading (dBuV)	Det	AF T712 (dB/m)	Amp/Cbl/Fltr/Pad (dB)	Corrected Reading (dBuV/m)	Average Limit (dBuV/m)	Margin (dB)	Peak Limit (dBuV/m)	PK Margin (dB)	Azimuth (Degs)	Height (cm)	Polarity
1	* 5.14999	49.14	Pk	34.3	-22.3	61.14	-	-	74	-12.86	217	118	H
2	* 5.14769	54.74	Pk	34.3	-22.3	66.74	-	-	74	-7.26	217	118	H
3	* 5.14999	38	RMS	34.3	-22.3	50	54	-4	-	-	217	118	H
4	* 5.14454	39.19	RMS	34.3	-22.3	51.19	54	-2.81	-	-	217	118	H

* - indicates frequency in CFR47 Pt 15 / IC RSS-Restricted Band
Pk - Peak detector
RMS - RMS detection

UL VERIFICATION SERVICES INC.
47173 Benicia Street, Fremont, CA 94538; USA TEL:(510) 319-4000 FAX:(510) 661-0888
This report shall not be reproduced except in full, without the written approval of UL Verification Services Inc.

VERTICAL RESULT

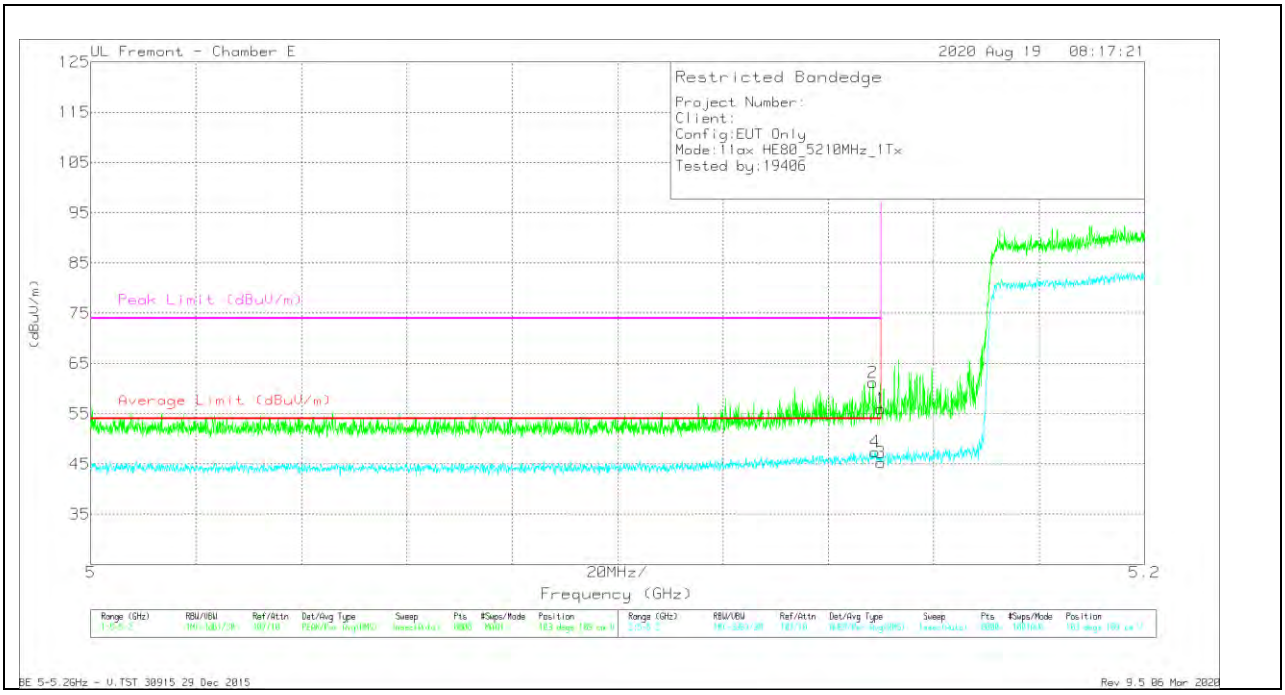

Marker	Frequency (GHz)	Meter Reading (dBuV)	Det	AF T712 (dB/m)	Amp/Cbl/Fltr/Pad (dB)	Corrected Reading (dBuV/m)	Average Limit (dBuV/m)	Margin (dB)	Peak Limit (dBuV/m)	PK Margin (dB)	Azimuth (Degs)	Height (cm)	Polarity
1	* 5.14999	43.96	Pk	34.3	-22.3	55.96	-	-	74	-18.04	103	109	V
2	* 5.14847	49.19	Pk	34.3	-22.3	61.19	-	-	74	-12.81	103	109	V
3	* 5.14999	33.27	RMS	34.3	-22.3	45.27	54	-8.73	-	-	103	109	V
4	* 5.14887	35.45	RMS	34.3	-22.3	47.45	54	-6.55	-	-	103	109	V

* - indicates frequency in CFR47 Pt 15 / IC RSS-Restricted Band
Pk - Peak detector
RMS - RMS detection

UL VERIFICATION SERVICES INC.
47173 Benicia Street, Fremont, CA 94538; USA TEL:(510) 319-4000 FAX:(510) 661-0888
This report shall not be reproduced except in full, without the written approval of UL Verification Services Inc.

1TX ANT 6 – 26 Tones, RU Index 0

BANDEDGE (MID CHANNEL)

HORIZONTAL RESULT

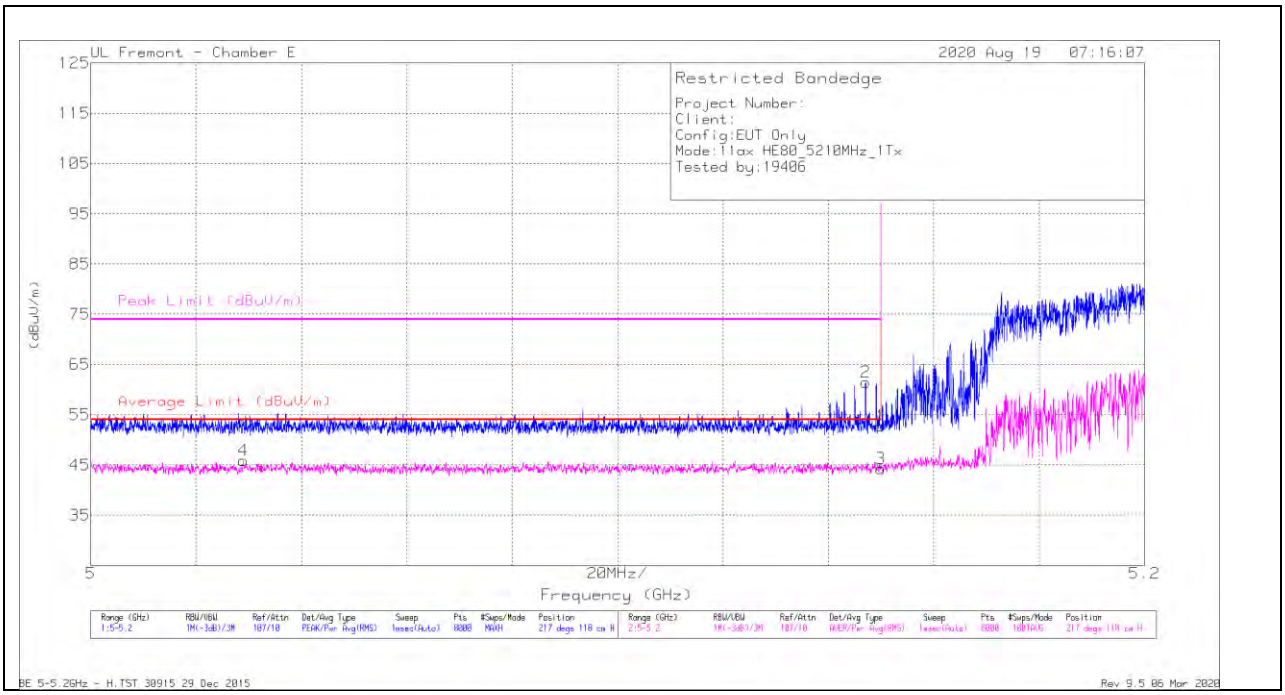

Marker	Frequency (GHz)	Meter Reading (dBuV)	Det	AF T712 (dB/m)	Amp/Cbl/Fltr/Pad (dB)	Corrected Reading (dBuV/m)	Average Limit (dBuV/m)	Margin (dB)	Peak Limit (dBuV/m)	PK Margin (dB)	Azimuth (Degs)	Height (cm)	Polarity
1	* 5.14999	40.74	Pk	34.3	-22.3	52.74	-	-	74	-21.26	217	118	H
2	* 5.14707	49.43	Pk	34.3	-22.3	61.43	-	-	74	-12.57	217	118	H
3	* 5.14999	32.26	RMS	34.3	-22.3	44.26	54	-9.74	-	-	217	118	H
4	* 5.02898	34.05	RMS	34.1	-22.2	45.95	54	-8.05	-	-	217	118	H

* - indicates frequency in CFR47 Pt 15 / IC RSS-Restricted Band
Pk - Peak detector
RMS - RMS detection

UL VERIFICATION SERVICES INC.
47173 Benicia Street, Fremont, CA 94538; USA TEL:(510) 319-4000 FAX:(510) 661-0888
This report shall not be reproduced except in full, without the written approval of UL Verification Services Inc.

VERTICAL RESULT

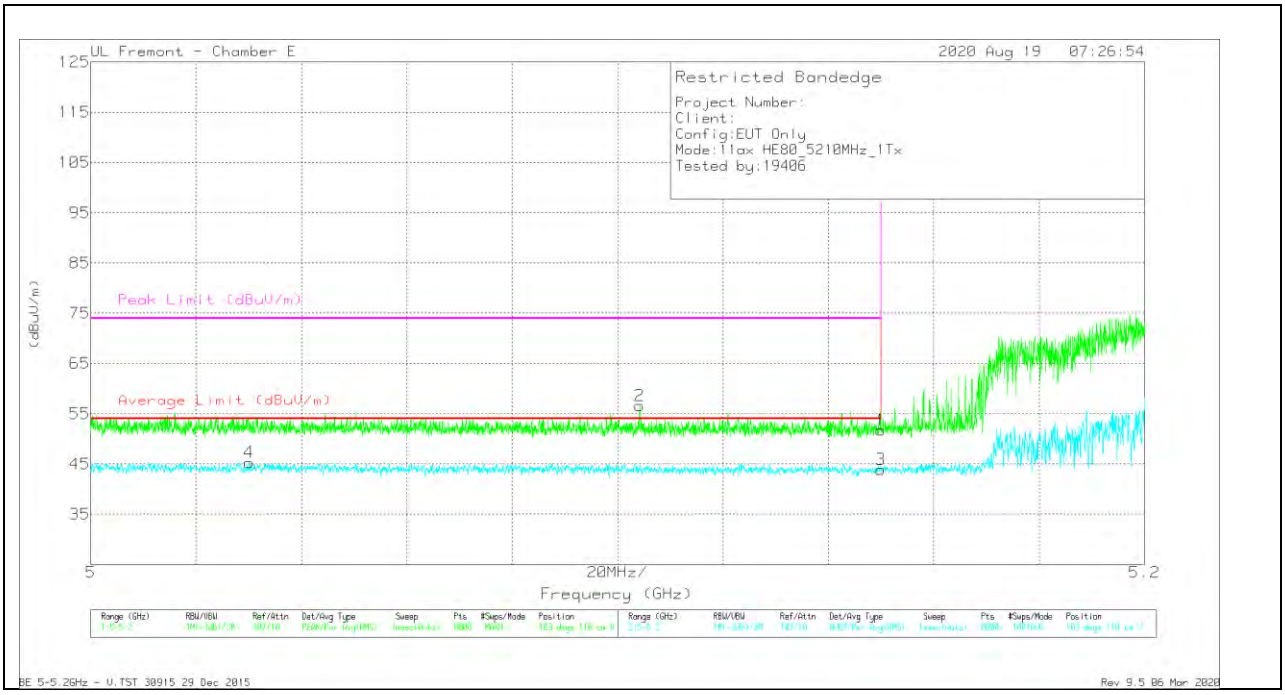

Marker	Frequency (GHz)	Meter Reading (dBuV)	Det	AF T712 (dB/m)	Amp/Cbl/Fltr/Pad (dB)	Corrected Reading (dBuV/m)	Average Limit (dBuV/m)	Margin (dB)	Peak Limit (dBuV/m)	PK Margin (dB)	Azimuth (Degs)	Height (cm)	Polarity
1	* 5.14999	39.78	Pk	34.3	-22.3	51.78	-	-	74	-22.22	103	110	V
2	* 5.10424	44.64	Pk	34.3	-22.3	56.64	-	-	74	-17.36	103	110	V
3	* 5.14999	31.9	RMS	34.3	-22.3	43.9	54	-10.1	-	-	103	110	V
4	* 5.0301	33.33	RMS	34.2	-22.2	45.33	54	-8.67	-	-	103	110	V

* - indicates frequency in CFR47 Pt 15 / IC RSS-Restricted Band
Pk - Peak detector
RMS - RMS detection

UL VERIFICATION SERVICES INC.
47173 Benicia Street, Fremont, CA 94538; USA TEL:(510) 319-4000 FAX:(510) 661-0888
This report shall not be reproduced except in full, without the written approval of UL Verification Services Inc.

2TX ANT 5 + ANT 6 OFDMA MODE – SU, RU Index 67

BANDEDGE (MID CHANNEL)

HORIZONTAL RESULT

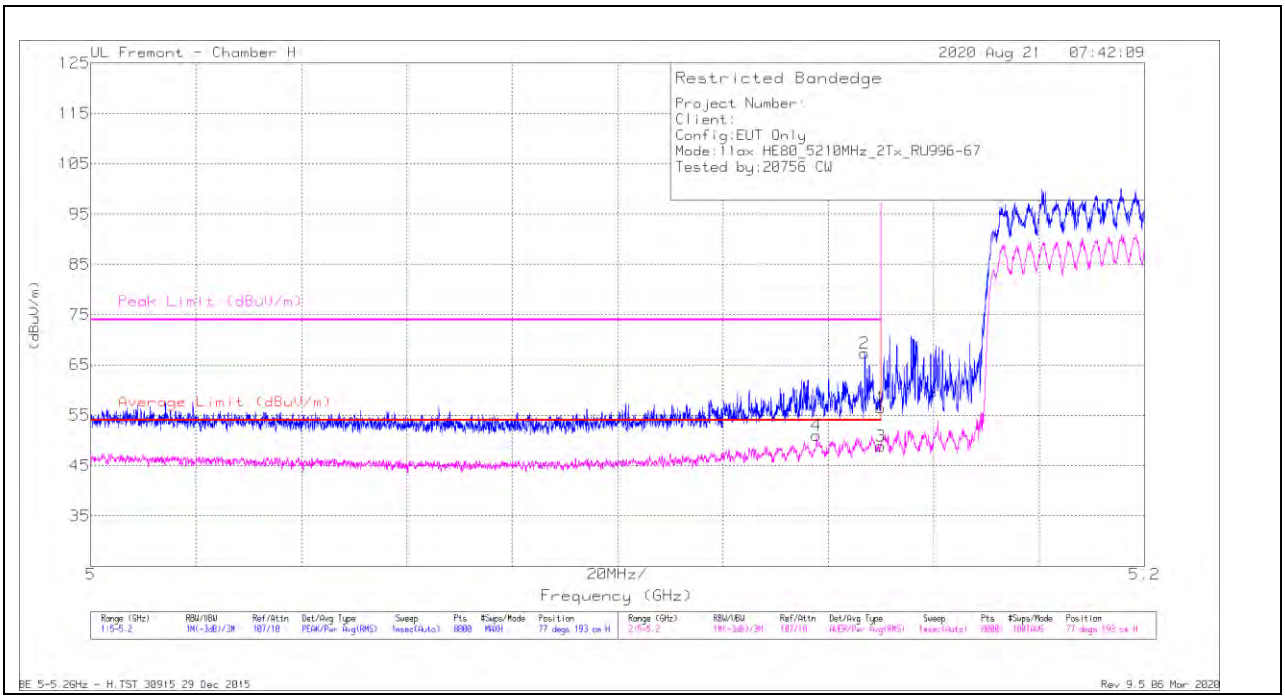

Marker	Frequency (GHz)	Meter Reading (dBuV)	Det	AF T863 (dB/m)	Amp/Cbl/Fltr/Pad (dB)	Corrected Reading (dBuV/m)	Average Limit (dBuV/m)	Margin (dB)	Peak Limit (dBuV/m)	PK Margin (dB)	Azimuth (Degs)	Height (cm)	Polarity
1	* 5.14999	43.37	Pk	34.4	-21.3	56.47	-	-	74	-17.53	77	193	H
2	* 5.14692	54.42	Pk	34.3	-21.4	67.32	-	-	74	-6.68	77	193	H
3	* 5.14999	35.78	RMS	34.4	-21.3	48.88	54	-5.12	-	-	77	193	H
4	* 5.13772	37.91	RMS	34.4	-21.3	51.01	54	-2.99	-	-	77	193	H

* - indicates frequency in CFR47 Pt 15 / IC RSS-Restricted Band
Pk - Peak detector
RMS - RMS detection

UL VERIFICATION SERVICES INC.
47173 Benicia Street, Fremont, CA 94538; USA TEL:(510) 319-4000 FAX:(510) 661-0888
This report shall not be reproduced except in full, without the written approval of UL Verification Services Inc.

VERTICAL RESULT

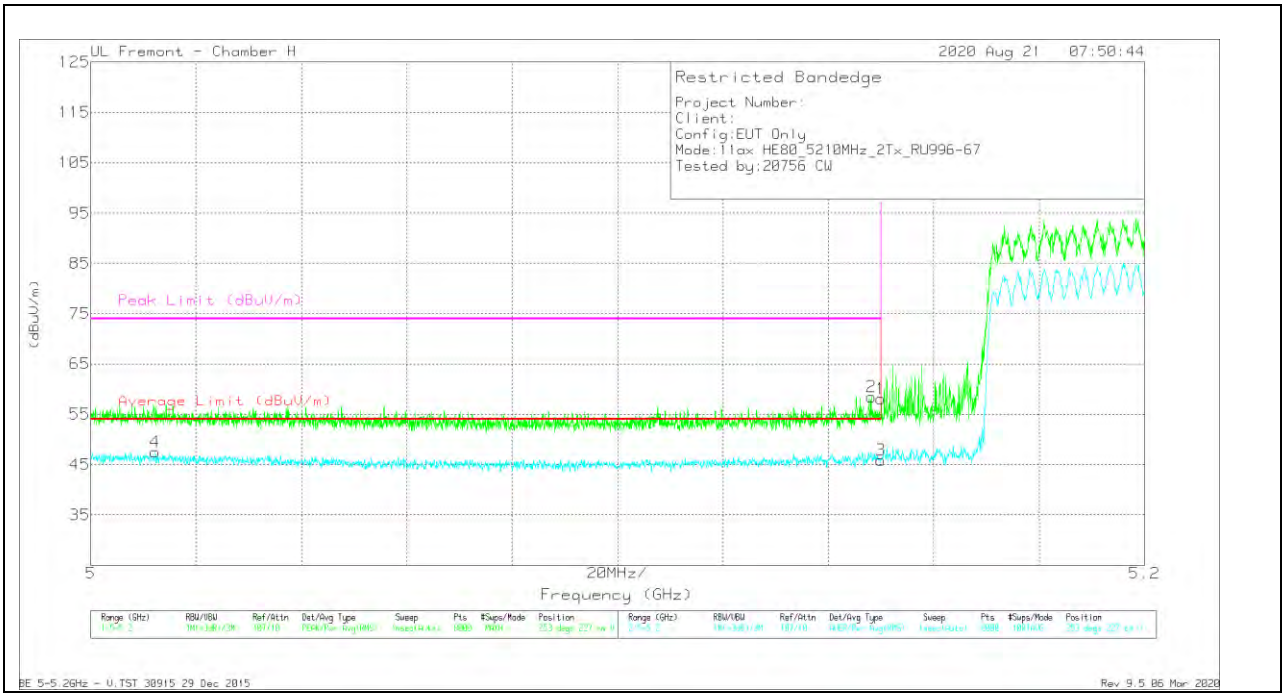

Marker	Frequency (GHz)	Meter Reading (dBuV)	Det	AF T863 (dB/m)	Amp/Cbl/Fltr/Pad (dB)	Corrected Reading (dBuV/m)	Average Limit (dBuV/m)	Margin (dB)	Peak Limit (dBuV/m)	PK Margin (dB)	Azimuth (Degs)	Height (cm)	Polarity
1	* 5.14999	44.96	Pk	34.4	-21.3	58.06	-	-	74	-15.94	253	227	V
2	* 5.14817	45.5	Pk	34.3	-21.3	58.5	-	-	74	-15.5	253	227	V
3	* 5.14999	32.82	RMS	34.4	-21.3	45.92	54	-8.08	-	-	253	227	V
4	* 5.01225	34.84	RMS	34.2	-21.5	47.54	54	-6.46	-	-	253	227	V

* - indicates frequency in CFR47 Pt 15 / IC RSS-Restricted Band
Pk - Peak detector
RMS - RMS detection

UL VERIFICATION SERVICES INC.
47173 Benicia Street, Fremont, CA 94538; USA TEL:(510) 319-4000 FAX:(510) 661-0888
This report shall not be reproduced except in full, without the written approval of UL Verification Services Inc.

HARMONICS AND SPURIOUS EMISSIONS

MID CHANNEL RESULTS

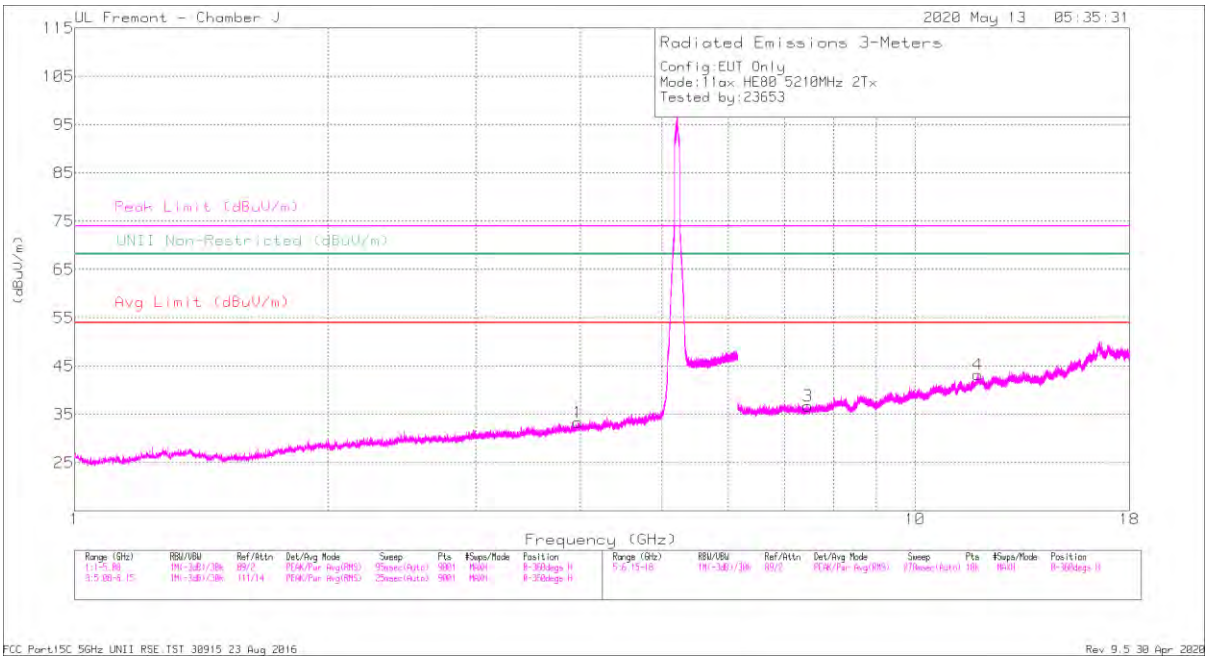

HORIZONTAL

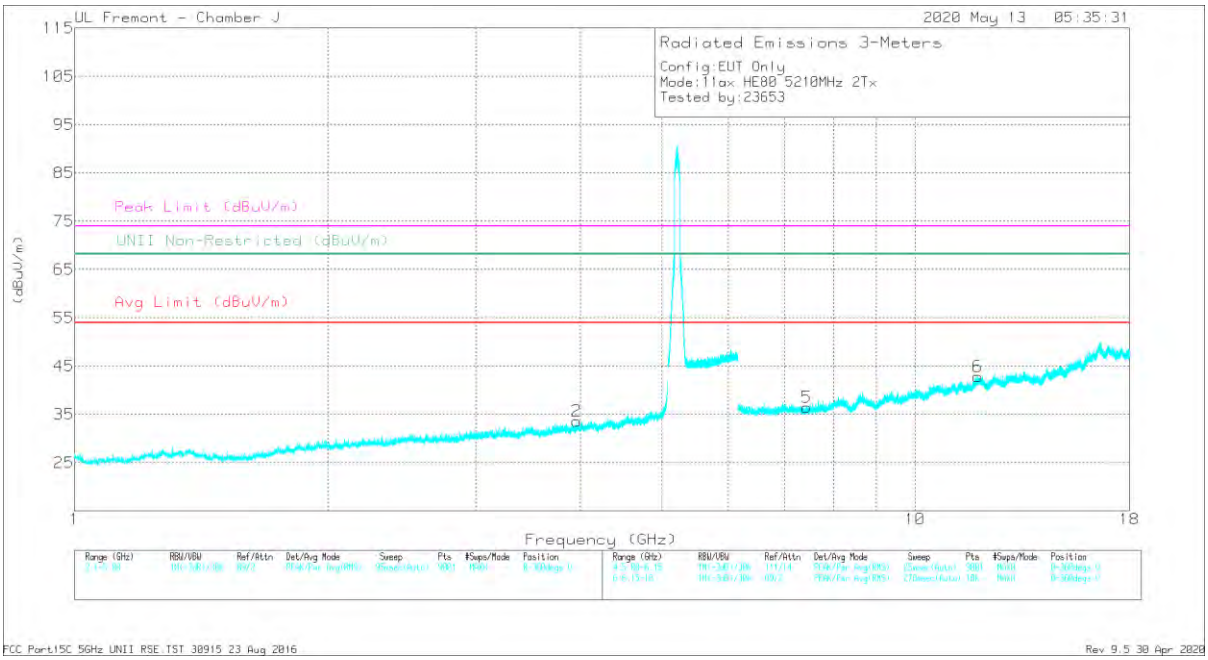

VERTICAL

UL VERIFICATION SERVICES INC.
47173 Benicia Street, Fremont, CA 94538; USA TEL:(510) 319-4000 FAX:(510) 661-0888
This report shall not be reproduced except in full, without the written approval of UL Verification Services Inc.

RADIATED EMISSIONS

Marker	Frequency (GHz)	Meter Reading (dBuV)	Det	AF T344 (dB/m)	Amp/Cbl/Fltr/Pad (dB)	Corrected Reading (dBuV/m)	Avg Limit (dBuV/m)	Margin (dB)	Peak Limit (dBuV/m)	PK Margin (dB)	UNII Non-Restricted (dBuV/m)	PK Margin (dB)	Azimuth (Degs)	Height (cm)	Polarity
1	* 3.96958	40.14	PK-U	33.5	-32.3	41.34	-	-	74	-32.66	-	-	310	243	H
	* 3.96884	29.54	ADR	33.5	-32.3	30.91	54	-23.09	-	-	-	-	310	243	H
2	* 3.95283	40.64	PK-U	33.4	-32.4	41.64	-	-	74	-32.36	-	-	163	330	V
	* 3.95601	28.95	ADR	33.4	-32.4	30.12	54	-23.88	-	-	-	-	163	330	V
3	* 7.46252	36.18	PK-U	35.6	-27.5	44.28	-	-	74	-29.72	-	-	345	175	H
	* 7.462	26.27	ADR	35.6	-27.5	34.54	54	-19.46	-	-	-	-	345	175	H
4	* 11.87441	34.38	PK-U	38.5	-22.7	50.18	-	-	74	-23.82	-	-	106	345	H
	* 11.87416	24.11	ADR	38.5	-22.7	40.08	54	-13.92	-	-	-	-	106	345	H
5	* 7.4297	37.02	PK-U	35.5	-27.5	45.02	-	-	74	-28.98	-	-	248	326	V
	* 7.42975	26.4	ADR	35.5	-27.5	34.57	54	-19.43	-	-	-	-	248	326	V
6	* 11.88449	34.86	PK-U	38.5	-22.7	50.66	-	-	74	-23.34	-	-	105	198	V
	* 11.88708	24.24	ADR	38.5	-22.7	40.21	54	-13.79	-	-	-	-	105	198	V

* - indicates frequency in CFR47 Pt 15 / IC RSS-Restricted Band
PK-U - U-NII: Maximum Peak
ADR - U-NII AD primary method, RMS average

UL VERIFICATION SERVICES INC.
47173 Benicia Street, Fremont, CA 94538; USA TEL:(510) 319-4000 FAX:(510) 661-0888
This report shall not be reproduced except in full, without the written approval of UL Verification Services Inc.

2TX ANT 5 + ANT 6 OFDMA MODE – 26 Tones, RU Index 0

BANDEDGE (MID CHANNEL)

HORIZONTAL RESULT

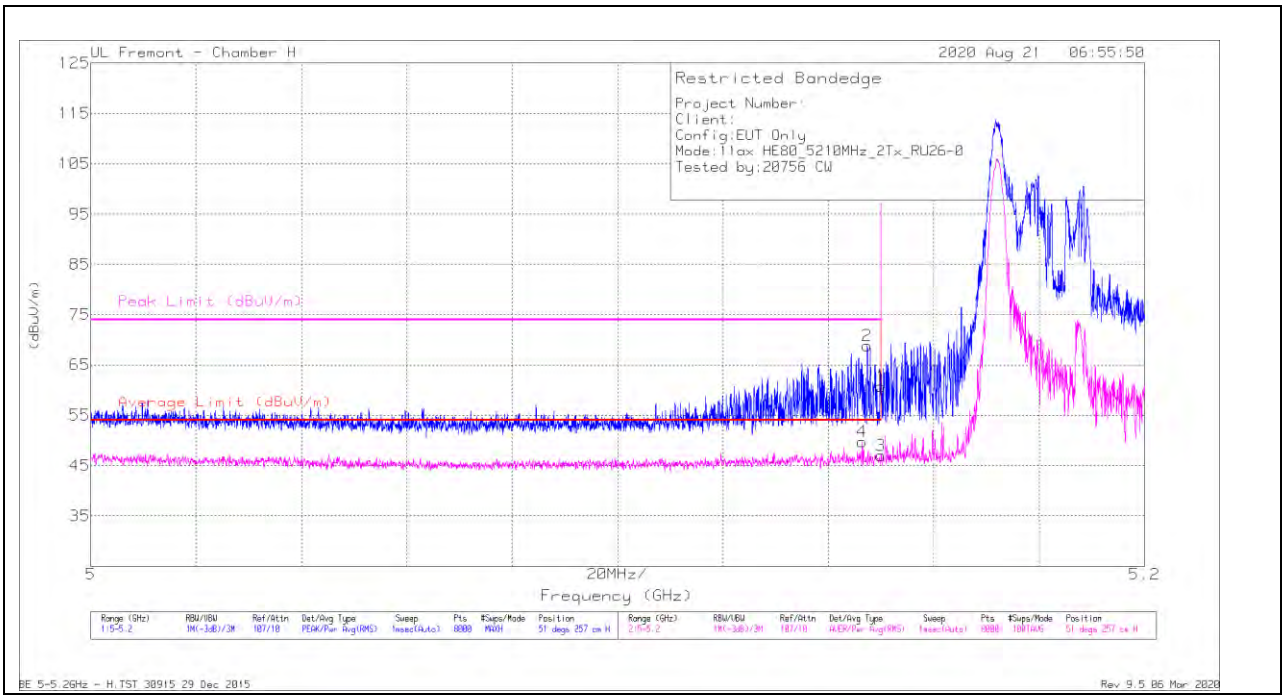

Marker	Frequency (GHz)	Meter Reading (dBuV)	Det	AF T863 (dB/m)	Amp/Cbl/Fltr/Pad (dB)	Corrected Reading (dBuV/m)	Average Limit (dBuV/m)	Margin (dB)	Peak Limit (dBuV/m)	PK Margin (dB)	Azimuth (Degs)	Height (cm)	Polarity
1	* 5.14999	47.65	Pk	34.4	-21.3	60.75	-	-	74	-13.25	51	257	H
2	* 5.14739	55.93	Pk	34.3	-21.4	68.83	-	-	74	-5.17	51	257	H
3	* 5.14999	33.88	RMS	34.4	-21.3	46.98	54	-7.02	-	-	51	257	H
4	* 5.14642	36.91	RMS	34.3	-21.4	49.81	54	-4.19	-	-	51	257	H

* - indicates frequency in CFR47 Pt 15 / IC RSS-Restricted Band
Pk - Peak detector
RMS - RMS detection

UL VERIFICATION SERVICES INC.
47173 Benicia Street, Fremont, CA 94538; USA TEL:(510) 319-4000 FAX:(510) 661-0888
This report shall not be reproduced except in full, without the written approval of UL Verification Services Inc.

VERTICAL RESULT

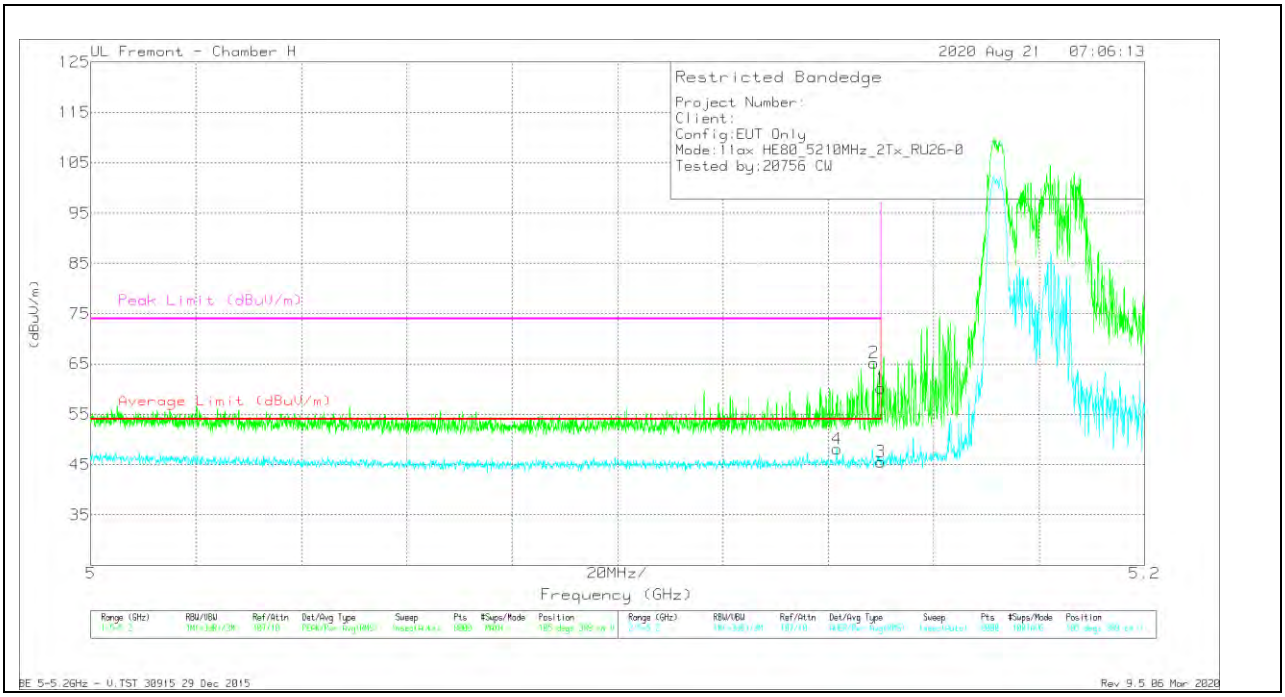

Marker	Frequency (GHz)	Meter Reading (dBuV)	Det	AF T863 (dB/m)	Amp/Cbl/Fltr/Pad (dB)	Corrected Reading (dBuV/m)	Average Limit (dBuV/m)	Margin (dB)	Peak Limit (dBuV/m)	PK Margin (dB)	Azimuth (Degs)	Height (cm)	Polarity
1	* 5.14999	47.14	Pk	34.4	-21.3	60.24	-	-	74	-13.76	105	389	V
2	* 5.14862	52.27	Pk	34.3	-21.3	65.27	-	-	74	-8.73	105	389	V
3	* 5.14999	32.48	RMS	34.4	-21.3	45.58	54	-8.42	-	-	105	389	V
4	* 5.14159	35.09	RMS	34.3	-21.3	48.09	54	-5.91	-	-	105	389	V

* - indicates frequency in CFR47 Pt 15 / IC RSS-Restricted Band
Pk - Peak detector
RMS - RMS detection

UL VERIFICATION SERVICES INC.
47173 Benicia Street, Fremont, CA 94538; USA TEL:(510) 319-4000 FAX:(510) 661-0888
This report shall not be reproduced except in full, without the written approval of UL Verification Services Inc.

HARMONICS AND SPURIOUS EMISSIONS

MID CHANNEL RESULTS

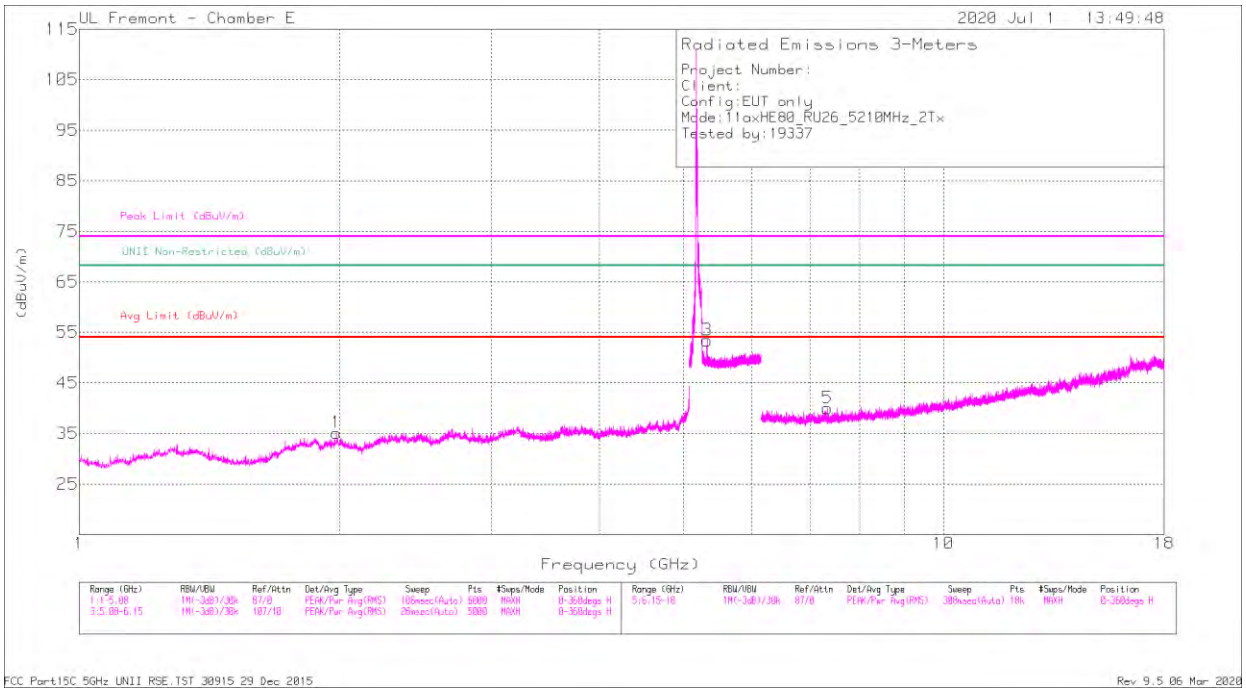

HORIZONTAL

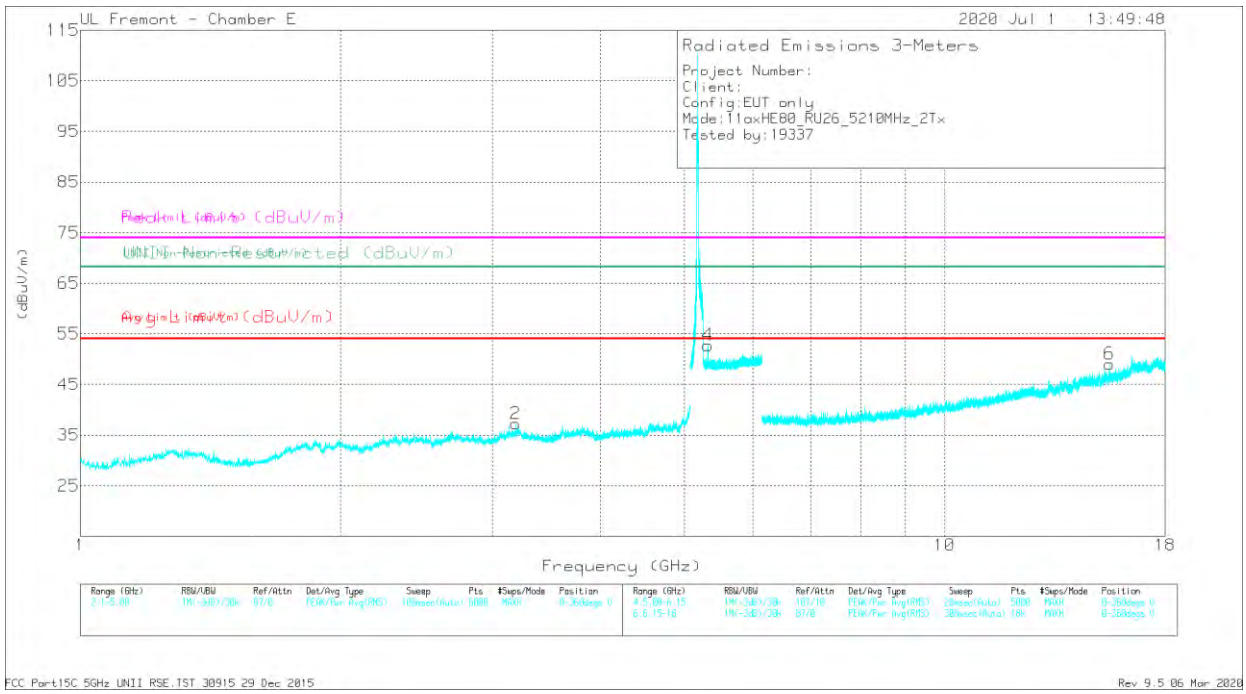

VERTICAL

UL VERIFICATION SERVICES INC.
47173 Benicia Street, Fremont, CA 94538; USA TEL:(510) 319-4000 FAX:(510) 661-0888
This report shall not be reproduced except in full, without the written approval of UL Verification Services Inc.

RADIATED EMISSIONS

Marker	Frequency (GHz)	Meter Reading (dBuV)	Det	AF T712 (dB/m)	Amp/Cbl/Fltr/Pad (dB)	Corrected Reading (dBuV/m)	Avg Limit (dBuV/m)	Margin (dB)	Peak Limit (dBuV/m)	PK Margin (dB)	UNII Non-Restricted (dBuV/m)	PK Margin (dB)	Azimuth (Degs)	Height (cm)	Polarity
5	* 7.33918	38.31	PK-U	35.6	-28.4	45.51	-	-	74	-28.49	-	-	313	305	H
	* 7.34124	26.45	ADR	35.6	-28.3	33.75	54	-20.25	-	-	-	-	313	305	H
6	* 15.51567	35.36	PK-U	40.3	-21.3	54.36	-	-	74	-19.64	-	-	354	239	V
	* 15.51647	23.31	ADR	40.4	-21.3	42.41	54	-11.59	-	-	-	-	354	239	V
1	1.98243	45.31	PK-U	31.6	-35.8	41.11	-	-	-	-	68.2	-27.09	279	262	H
	1.98346	33.52	ADR	31.6	-35.8	29.32	-	-	-	-	-	-	279	262	H
2	3.18849	32.84	ADR	33.1	-34.7	31.24	-	-	-	-	-	-	273	295	V
	3.18852	44.41	PK-U	33.1	-34.7	42.81	-	-	-	-	68.2	-25.39	273	295	V
3	5.3236	44.29	PK-U	34.6	-21.9	56.99	-	-	-	-	68.2	-11.21	0	205	H
	5.32373	47.89	PK-U	34.6	-21.9	60.59	-	-	-	-	68.2	-7.61	0	113	V
4	5.3241	32.54	ADR	34.6	-21.9	45.24	-	-	-	-	-	-	0	205	H
	5.3245	31.68	ADR	34.6	-21.9	44.38	-	-	-	-	-	-	0	113	V

* - indicates frequency in CFR47 Pt 15 / IC RSS-Restricted Band
PK-U - U-NII: Maximum Peak
ADR - U-NII AD primary method, RMS average

UL VERIFICATION SERVICES INC.
47173 Benicia Street, Fremont, CA 94538; USA TEL:(510) 319-4000 FAX:(510) 661-0888
This report shall not be reproduced except in full, without the written approval of UL Verification Services Inc.

1.1.7. TX ABOVE 1 GHz 802.11n HT20 MODE IN THE 5.3 GHz BAND

1TX ANT 5

BANDEDGE (HIGH CHANNEL)

HORIZONTAL RESULT

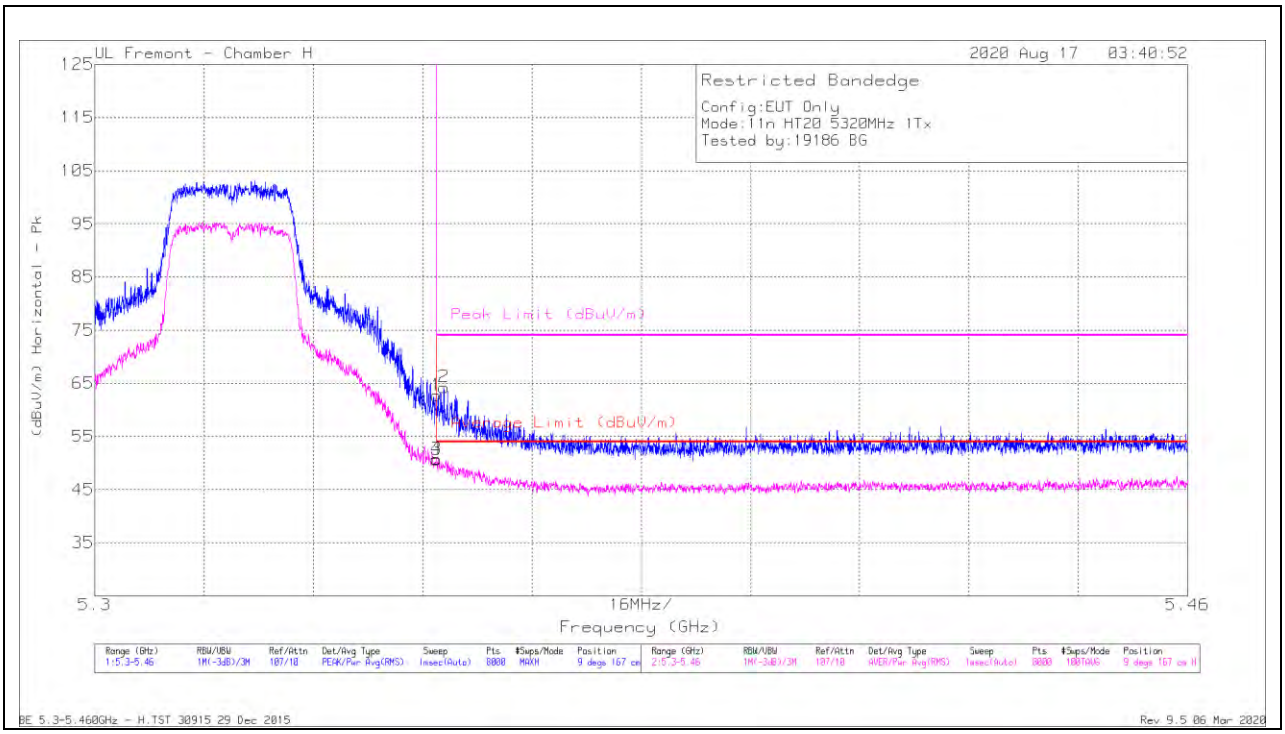

Marker	Frequency (GHz)	Meter Reading (dBuV)	Det	AF T863 (dB/m)	Amp/Cbl/Fltr/Pad (dB)	DC Corr (dB)	Corrected Reading (dBuV/m)	Average Limit (dBuV/m)	Margin (dB)	Peak Limit (dBuV/m)	PK Margin (dB)	Azimuth (Degs)	Height (cm)	Polarity
1	* 5.35001	48.72	Pk	34.9	-20.9	0	62.72	-	-	74	-11.28	9	167	H
2	* 5.35111	50.28	Pk	34.9	-20.9	0	64.28	-	-	74	-9.72	9	167	H
3	* 5.35001	36.34	RMS	34.9	-20.9	.37	50.71	54	-3.29	-	-	9	167	H
4	* 5.35003	36.42	RMS	34.9	-20.9	.37	50.79	54	-3.21	-	-	9	167	H

* - indicates frequency in CFR47 Pt 15 / IC RSS-Restricted Band
Pk - Peak detector
RMS - RMS detection

UL VERIFICATION SERVICES INC.
47173 Benicia Street, Fremont, CA 94538; USA TEL:(510) 319-4000 FAX:(510) 661-0888
This report shall not be reproduced except in full, without the written approval of UL Verification Services Inc.

VERTICAL RESULT

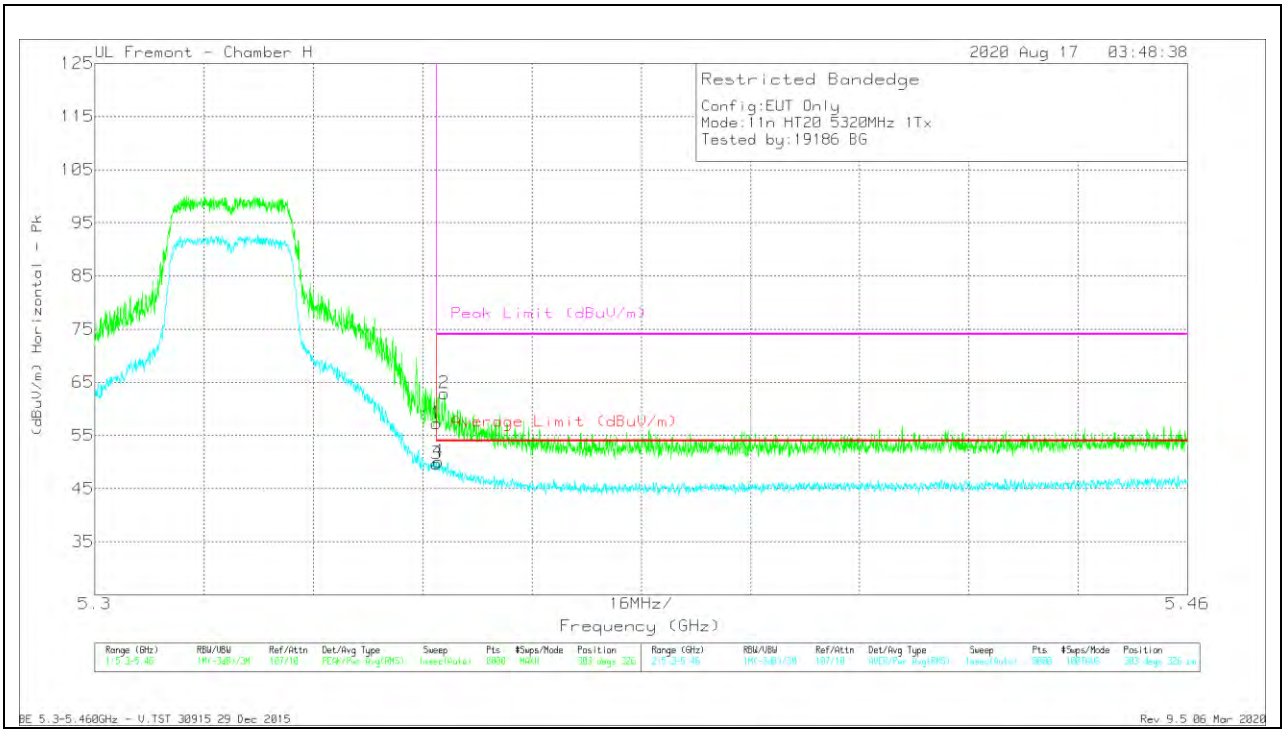

Marker	Frequency (GHz)	Meter Reading (dBuV)	Det	AF T863 (dB/m)	Amp/Cbl/Fltr/Pad (dB)	DC Corr (dB)	Corrected Reading (dBuV/m)	Average Limit (dBuV/m)	Margin (dB)	Peak Limit (dBuV/m)	PK Margin (dB)	Azimuth (Degs)	Height (cm)	Polarity
1	* 5.35001	43.3	Pk	34.9	-20.9	0	57.3	-	-	74	-16.7	303	326	V
2	* 5.35119	48.94	Pk	34.9	-20.9	0	62.94	-	-	74	-11.06	303	326	V
3	* 5.35001	35.32	RMS	34.9	-20.9	.37	49.69	54	-4.31	-	-	303	326	V
4	* 5.35033	35.72	RMS	34.9	-20.9	.37	50.09	54	-3.91	-	-	303	326	V

* - indicates frequency in CFR47 Pt 15 / IC RSS-Restricted Band
Pk - Peak detector
RMS - RMS detection

UL VERIFICATION SERVICES INC.
47173 Benicia Street, Fremont, CA 94538; USA TEL:(510) 319-4000 FAX:(510) 661-0888
This report shall not be reproduced except in full, without the written approval of UL Verification Services Inc.

1TX ANT 6

BANDEDGE (HIGH CHANNEL)

HORIZONTAL RESULT

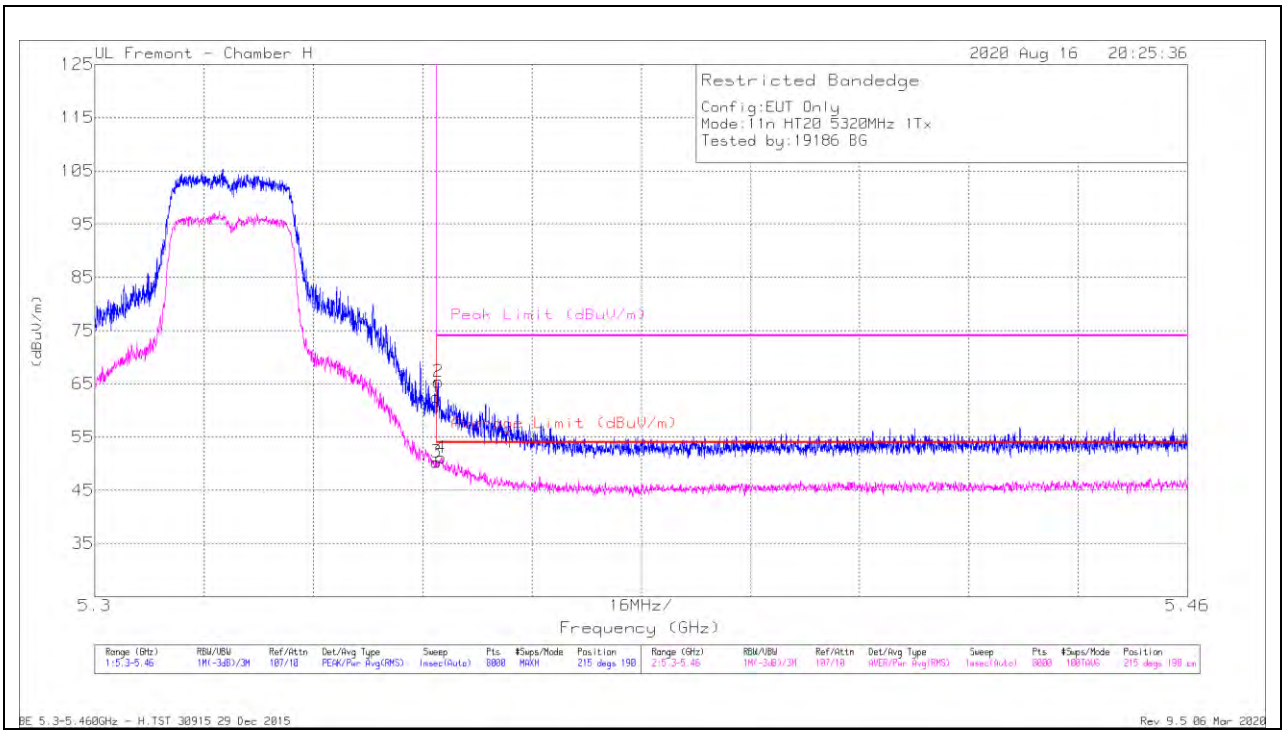

Marker	Frequency(GHz)	MeterReading(dBuV)	Det	AF T863 (dB/m)	Amp/Cbl/Filtr/Pad (dB)	DC Corr (dB)	CorrectedReading(dBuV/m)	Average Limit (dBuV/m)	Margin(dB)	Peak Limit (dBuV/m)	PK Margin(dB)	Azimuth(Degs)	Height(cm)	Polarity
1	* 5.35001	48.51	Pk	34.9	-20.9	0	62.51	-	-	74	-11.49	215	190	H
2	* 5.35027	51.39	Pk	34.9	-20.9	0	65.39	-	-	74	-8.61	215	190	H
3	* 5.35001	35.98	RMS	34.9	-20.9	.37	50.35	54	-3.65	-	-	215	190	H
4	* 5.35067	36.77	RMS	34.9	-20.9	.37	51.14	54	-2.86	-	-	215	190	H

* - indicates frequency in CFR47 Pt 15 / IC RSS-Restricted Band
Pk - Peak detector
RMS - RMS detection

UL VERIFICATION SERVICES INC.
47173 Benicia Street, Fremont, CA 94538; USA TEL:(510) 319-4000 FAX:(510) 661-0888
This report shall not be reproduced except in full, without the written approval of UL Verification Services Inc.

VERTICAL RESULT

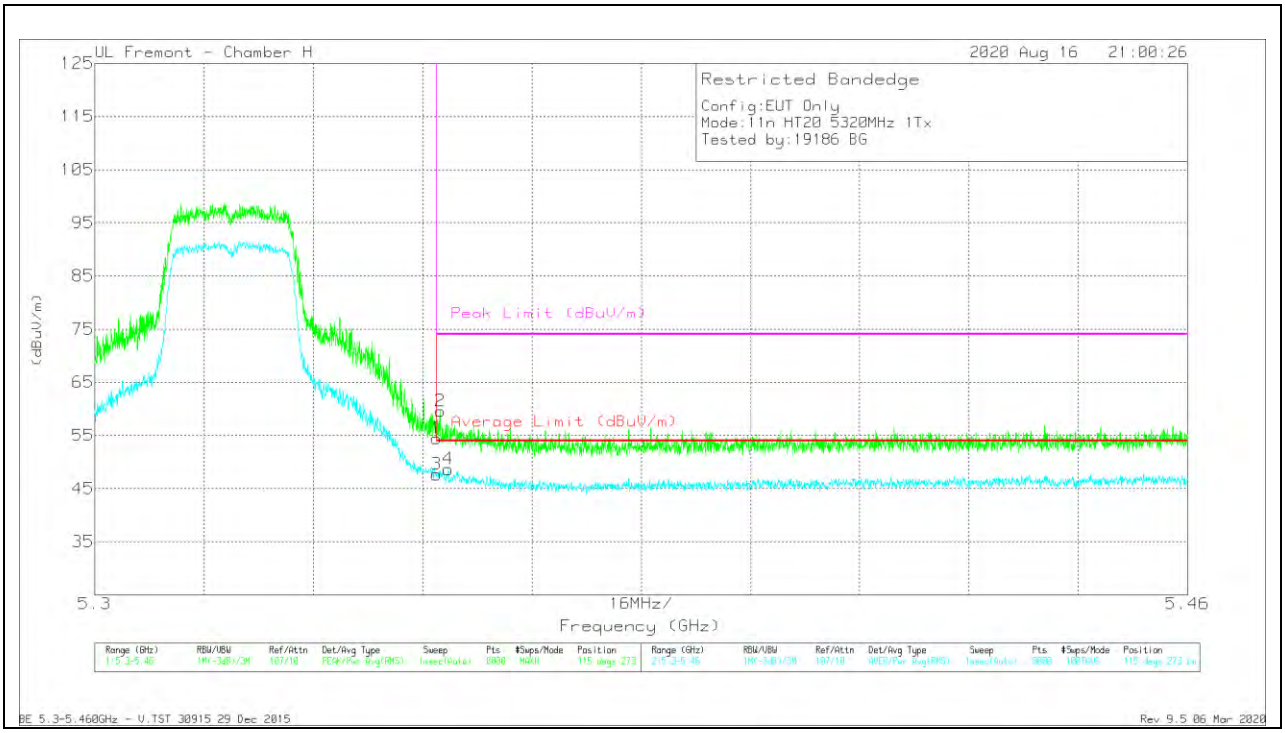

Marker	Frequency (GHz)	Meter Reading (dBuV)	Det	AF T863 (dB/m)	Amp/Cbl/Fltr/Pad (dB)	DC Corr (dB)	Corrected Reading (dBuV/m)	Average Limit (dBuV/m)	Margin (dB)	Peak Limit (dBuV/m)	PK Margin (dB)	Azimuth (Degs)	Height (cm)	Polarity
1	* 5.35001	40.42	Pk	34.9	-20.9	0	54.42	-	-	74	-19.58	115	273	V
2	* 5.35057	45.57	Pk	34.9	-20.9	0	59.57	-	-	74	-14.43	115	273	V
3	* 5.35001	33.32	RMS	34.9	-20.9	.37	47.69	54	-6.31	-	-	115	273	V
4	* 5.35175	34.4	RMS	34.9	-21	.37	48.67	54	-5.33	-	-	115	273	V

* - indicates frequency in CFR47 Pt 15 / IC RSS-Restricted Band
Pk - Peak detector
RMS - RMS detection

UL VERIFICATION SERVICES INC.
47173 Benicia Street, Fremont, CA 94538; USA TEL:(510) 319-4000 FAX:(510) 661-0888
This report shall not be reproduced except in full, without the written approval of UL Verification Services Inc.

2TX ANT 5 + ANT 6 CDD MODE

BANDEDGE (HIGH CHANNEL)

HORIZONTAL RESULT

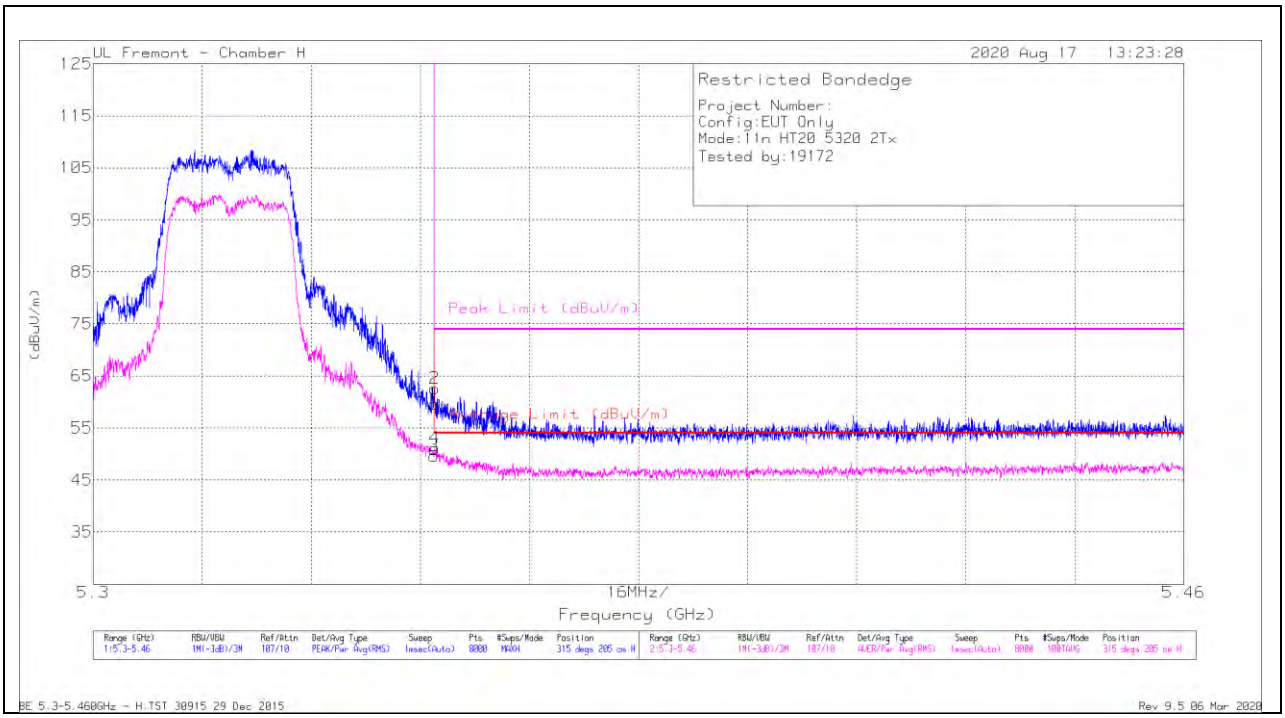

Marker	Frequency (GHz)	Meter Reading (dBuV)	Det	AF T863 (dB/m)	Amp/Cbl/Fltr/Pad (dB)	DC Corr (dB)	Corrected Reading (dBuV/m)	Average Limit (dBuV/m)	Margin (dB)	Peak Limit (dBuV/m)	PK Margin (dB)	Azimuth (Degs)	Height (cm)	Polarity
1	* 5.35001	45.65	Pk	34.9	-20.9	0	59.65	-	-	74	-14.35	315	205	H
2	* 5.35009	48.56	Pk	34.9	-20.9	0	62.56	-	-	74	-11.44	315	205	H
3	* 5.35001	35.05	RMS	34.9	-20.9	.57	49.62	54	-4.38	-	-	315	205	H
4	* 5.35011	36.5	RMS	34.9	-20.9	.57	51.07	54	-2.93	-	-	315	205	H

* - indicates frequency in CFR47 Pt 15 / IC RSS-Restricted Band
Pk - Peak detector
RMS - RMS detection

UL VERIFICATION SERVICES INC.
47173 Benicia Street, Fremont, CA 94538; USA TEL:(510) 319-4000 FAX:(510) 661-0888
This report shall not be reproduced except in full, without the written approval of UL Verification Services Inc.

VERTICAL RESULT

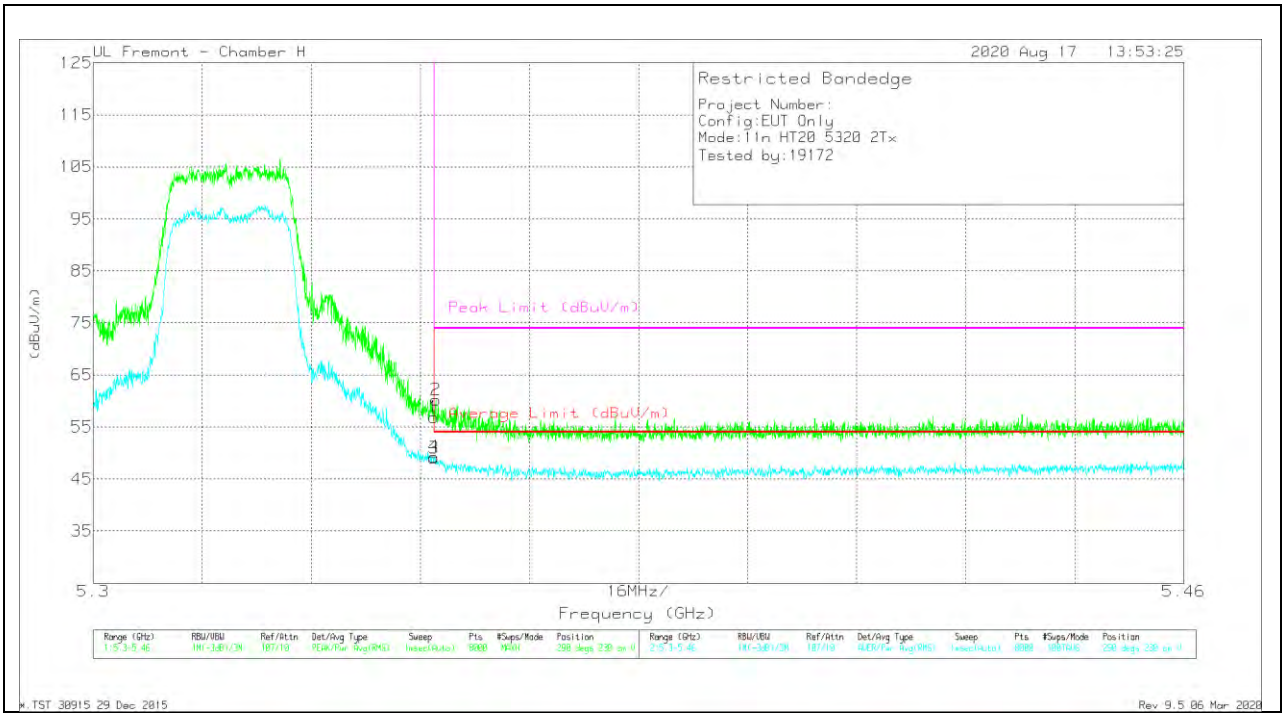

Marker	Frequency (GHz)	Meter Reading (dBuV)	Det	AF T863 (dB/m)	Amp/Cbl/Fltr/Pad (dB)	DC Corr (dB)	Corrected Reading (dBuV/m)	Average Limit (dBuV/m)	Margin (dB)	Peak Limit (dBuV/m)	PK Margin (dB)	Azimuth (Degs)	Height (cm)	Polarity
1	* 5.35001	42.81	Pk	34.9	-20.9	0	56.81	-	-	74	-17.19	290	230	V
2	* 5.35027	46.24	Pk	34.9	-20.9	0	60.24	-	-	74	-13.76	290	230	V
3	* 5.35001	34.39	RMS	34.9	-20.9	.57	48.96	54	-5.04	-	-	290	230	V
4	* 5.35003	34.65	RMS	34.9	-20.9	.57	49.22	54	-4.78	-	-	290	230	V

* - indicates frequency in CFR47 Pt 15 / IC RSS-Restricted Band
Pk - Peak detector
RMS - RMS detection

UL VERIFICATION SERVICES INC.
47173 Benicia Street, Fremont, CA 94538; USA TEL:(510) 319-4000 FAX:(510) 661-0888
This report shall not be reproduced except in full, without the written approval of UL Verification Services Inc.

1.1.8. TX ABOVE 1 GHz 802.11n HT40 MODE IN THE 5.3 GHz BAND

1TX ANT 5

BANDEDGE (HIGH CHANNEL)

HORIZONTAL RESULT

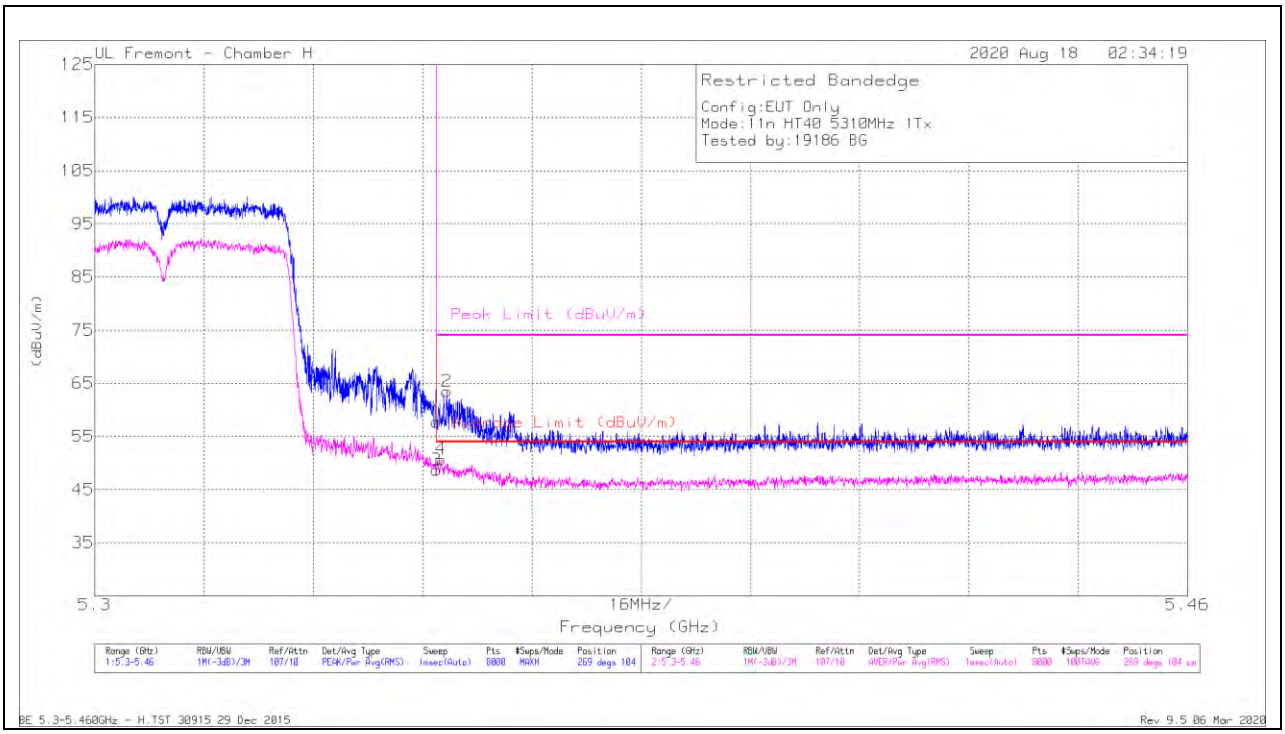

Marker	Frequency (GHz)	Meter Reading (dBuV)	Det	AF T863 (dB/m)	Amp/Cbl/Fltr/Pad (dB)	DC Corr (dB)	Corrected Reading (dBuV/m)	Average Limit (dBuV/m)	Margin (dB)	Peak Limit (dBuV/m)	PK Margin (dB)	Azimuth (Degs)	Height (cm)	Polarity
1	* 5.35001	43.77	Pk	34.9	-20.9	0	57.77	-	-	74	-16.23	269	104	H
2	* 5.35153	49.46	Pk	34.9	-20.9	0	63.46	-	-	74	-10.54	269	104	H
3	* 5.35001	34.03	RMS	34.9	-20.9	.65	48.68	54	-5.32	-	-	269	104	H
4	* 5.35069	36.05	RMS	34.9	-20.9	.65	50.70	54	-3.30	-	-	269	104	H

* - indicates frequency in CFR47 Pt 15 / IC RSS-Restricted Band
Pk - Peak detector
RMS - RMS detection

UL VERIFICATION SERVICES INC.
47173 Benicia Street, Fremont, CA 94538; USA TEL:(510) 319-4000 FAX:(510) 661-0888
This report shall not be reproduced except in full, without the written approval of UL Verification Services Inc.

VERTICAL RESULT

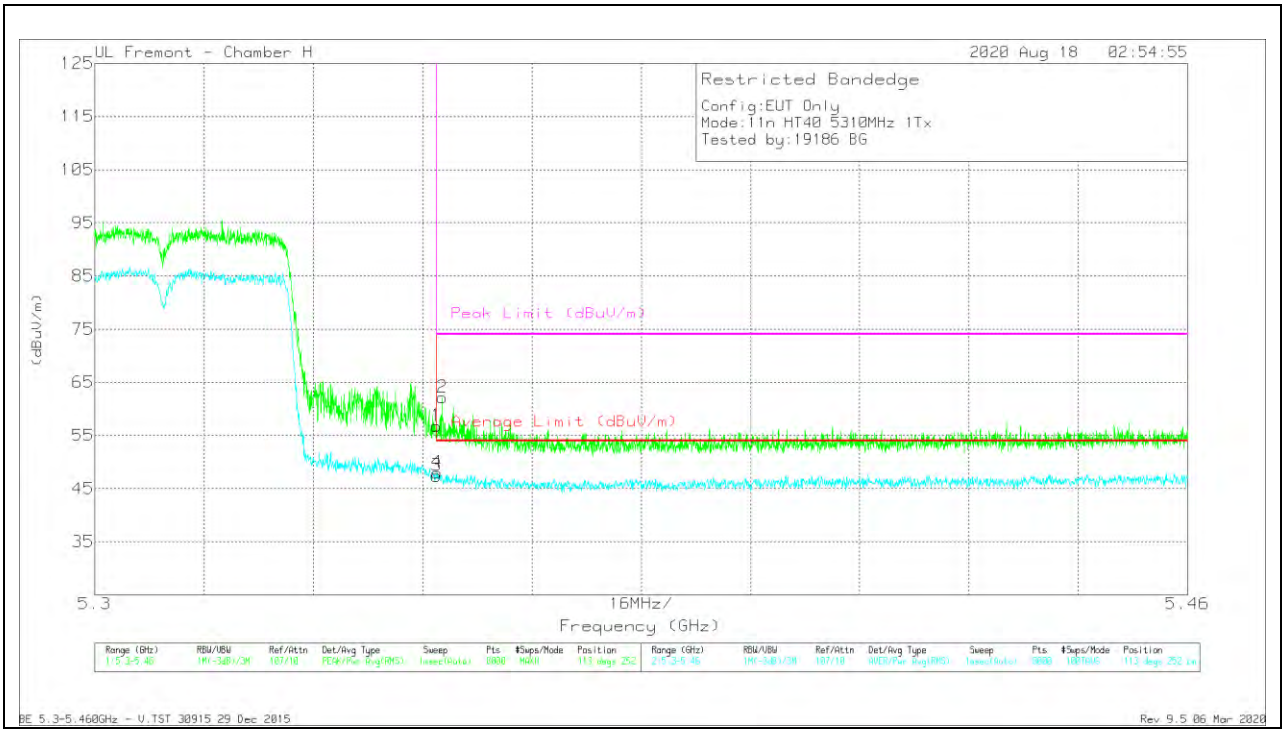

Marker	Frequency (GHz)	Meter Reading (dBuV)	Det	AF T863 (dB/m)	Amp/Cbl/Fltr/Pad (dB)	DC Corr (dB)	Corrected Reading (dBuV/m)	Average Limit (dBuV/m)	Margin (dB)	Peak Limit (dBuV/m)	PK Margin (dB)	Azimuth (Degs)	Height (cm)	Polarity
1	* 5.35001	42.79	Pk	34.9	-20.9	0	56.79	-	-	74	-17.21	113	252	V
2	* 5.35087	48.15	Pk	34.9	-20.9	0	62.15	-	-	74	-11.85	113	252	V
3	* 5.35001	32.8	RMS	34.9	-20.9	.65	47.45	54	-6.55	-	-	113	252	V
4	* 5.35013	33.38	RMS	34.9	-20.9	.65	48.03	54	-5.97	-	-	113	252	V

* - indicates frequency in CFR47 Pt 15 / IC RSS-Restricted Band
Pk - Peak detector
RMS - RMS detection

UL VERIFICATION SERVICES INC.
47173 Benicia Street, Fremont, CA 94538; USA TEL:(510) 319-4000 FAX:(510) 661-0888
This report shall not be reproduced except in full, without the written approval of UL Verification Services Inc.

1TX ANT 6

BANDEDGE (HIGH CHANNEL)

HORIZONTAL RESULT

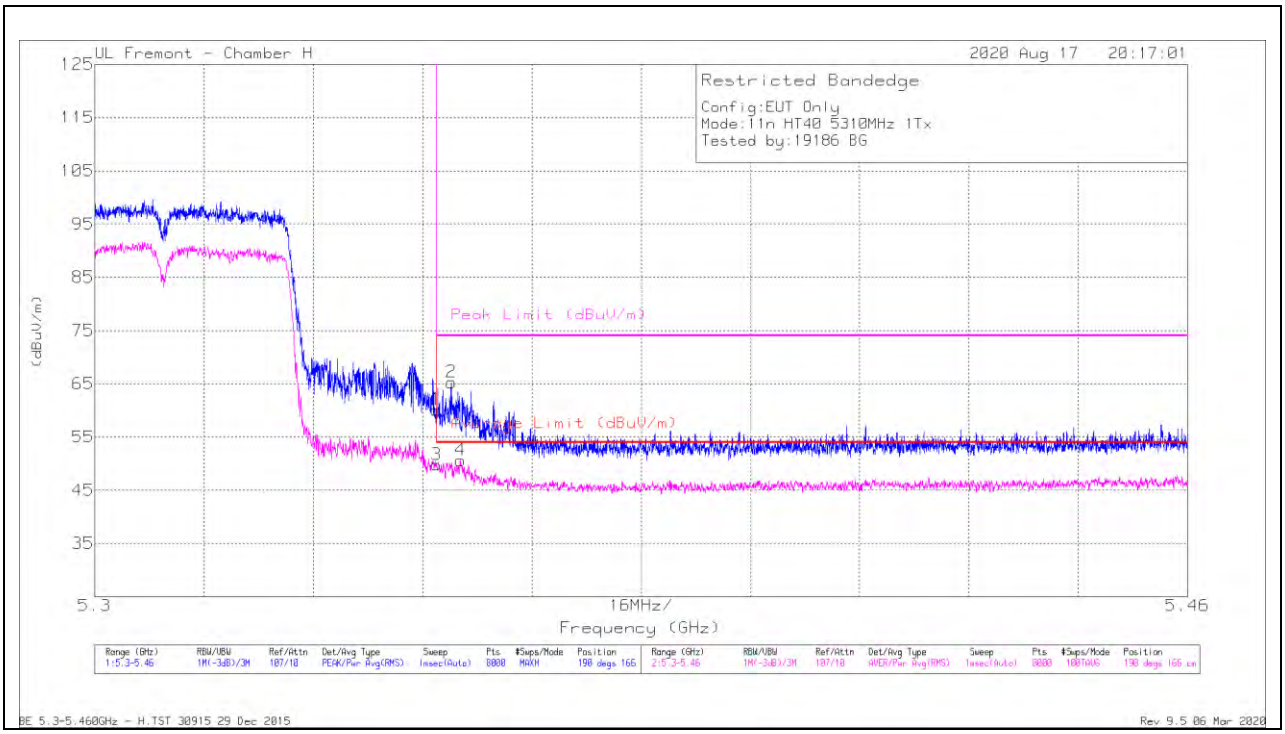

Marker	Frequency (GHz)	Meter Reading (dBuV)	Det	AF T863 (dB/m)	Amp/Cbl/Fltr/Pad (dB)	DC Corr (dB)	Corrected Reading (dBuV/m)	Average Limit (dBuV/m)	Margin (dB)	Peak Limit (dBuV/m)	PK Margin (dB)	Azimuth (Degs)	Height (cm)	Polarity
1	* 5.35001	46.09	Pk	34.9	-20.9	0	60.09	-	-	74	-13.91	190	166	H
2	* 5.35219	51.37	Pk	34.9	-21	0	65.27	-	-	74	-8.73	190	166	H
3	* 5.35001	35.13	RMS	34.9	-20.9	.65	49.78	54	-4.22	-	-	190	166	H
4	* 5.35351	36.05	RMS	34.9	-21	.65	50.6	54	-3.4	-	-	190	166	H

* - indicates frequency in CFR47 Pt 15 / IC RSS-Restricted Band
Pk - Peak detector
RMS - RMS detection

UL VERIFICATION SERVICES INC.
47173 Benicia Street, Fremont, CA 94538; USA TEL:(510) 319-4000 FAX:(510) 661-0888
This report shall not be reproduced except in full, without the written approval of UL Verification Services Inc.

VERTICAL RESULT

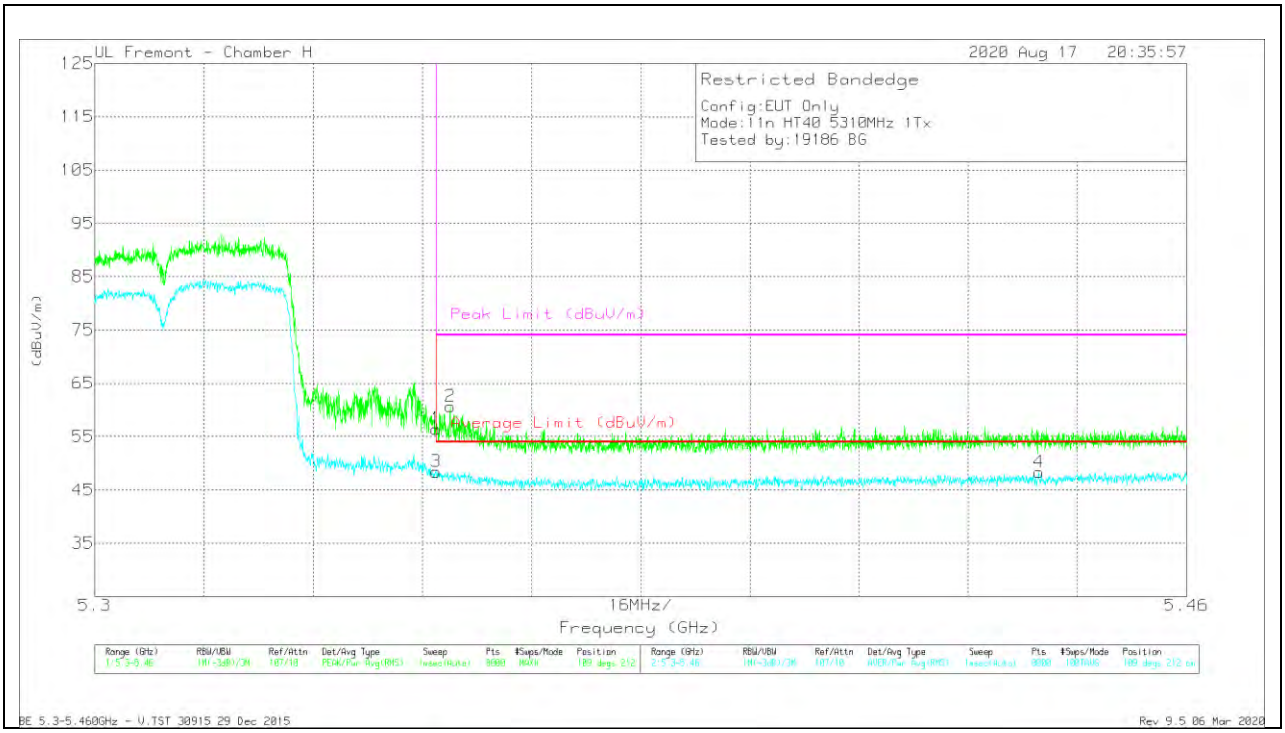

Marker	Frequency (GHz)	Meter Reading (dBuV)	Det	AF T863 (dB/m)	Amp/Cbl/Fltr/Pad (dB)	DC Corr (dB)	Corrected Reading (dBuV/m)	Average Limit (dBuV/m)	Margin (dB)	Peak Limit (dBuV/m)	PK Margin (dB)	Azimuth (Degs)	Height (cm)	Polarity
1	* 5.35001	42.43	Pk	34.9	-20.9	0	56.43	-	-	74	-17.57	109	212	V
2	* 5.35209	46.75	Pk	34.9	-21	0	60.65	-	-	74	-13.35	109	212	V
3	* 5.35001	33.75	RMS	34.9	-20.9	.65	48.4	54	-5.6	-	-	109	212	V
4	* 5.43834	33.48	RMS	35.1	-20.9	.65	48.33	54	-5.67	-	-	109	212	V

* - indicates frequency in CFR47 Pt 15 / IC RSS-Restricted Band
Pk - Peak detector
RMS - RMS detection

UL VERIFICATION SERVICES INC.
47173 Benicia Street, Fremont, CA 94538; USA TEL:(510) 319-4000 FAX:(510) 661-0888
This report shall not be reproduced except in full, without the written approval of UL Verification Services Inc.

2TX ANT 5 + ANT 6 CDD MODE

BANDEDGE (HIGH CHANNEL)

HORIZONTAL RESULT

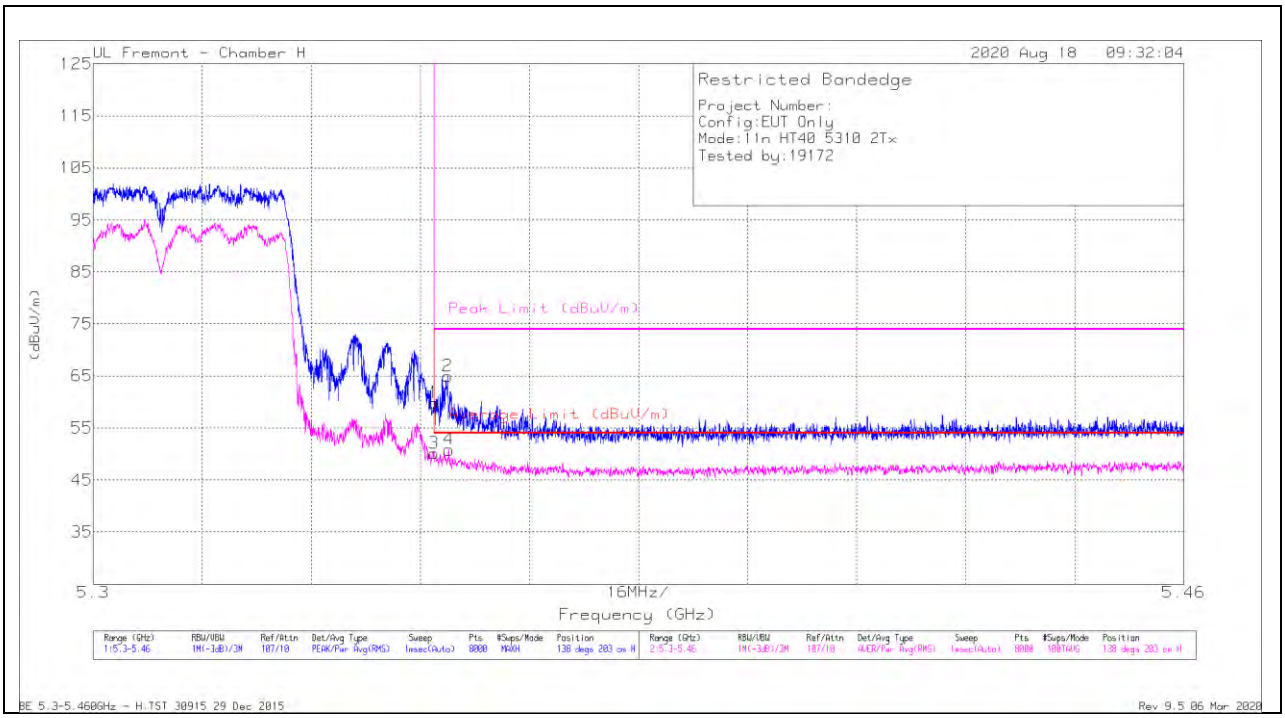

Marker	Frequency (GHz)	Meter Reading (dBuV)	Det	AF T863 (dB/m)	Amp/Cbl/Fltr/Pad (dB)	DC Corr (dB)	Corrected Reading (dBuV/m)	Average Limit (dBuV/m)	Margin (dB)	Peak Limit (dBuV/m)	PK Margin (dB)	Azimuth (Degs)	Height (cm)	Polarity
1	* 5.35001	45.89	Pk	34.9	-20.9	0	59.89	-	-	74	-14.11	138	203	H
2	* 5.35199	51.09	Pk	34.9	-21	0	64.99	-	-	74	-9.01	138	203	H
3	* 5.35001	35.25	RMS	34.9	-20.9	.89	50.14	54	-3.86	-	-	138	203	H
4	* 5.35217	36.03	RMS	34.9	-21	.89	50.82	54	-3.18	-	-	138	203	H

* - indicates frequency in CFR47 Pt 15 / IC RSS-Restricted Band
Pk - Peak detector
RMS - RMS detection

UL VERIFICATION SERVICES INC.
47173 Benicia Street, Fremont, CA 94538; USA TEL:(510) 319-4000 FAX:(510) 661-0888
This report shall not be reproduced except in full, without the written approval of UL Verification Services Inc.

VERTICAL RESULT

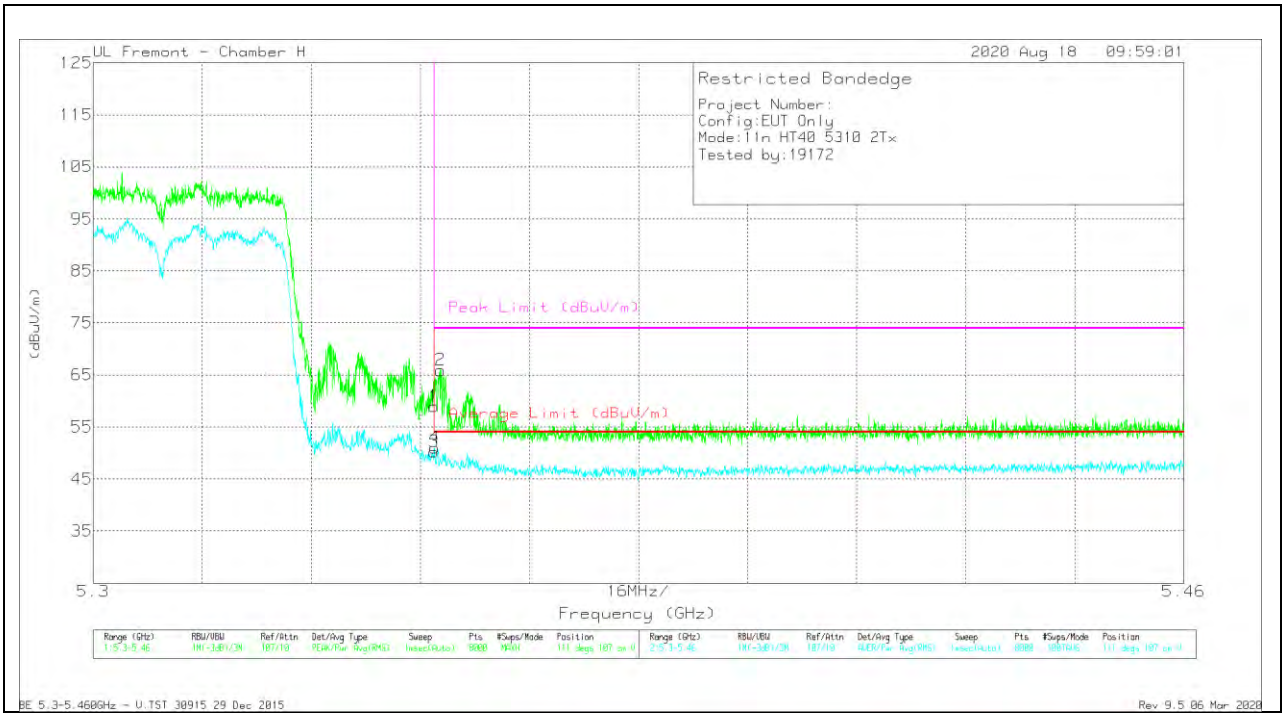

Marker	Frequency (GHz)	Meter Reading (dBuV)	Det	AF T863 (dB/m)	Amp/Cbl/Fltr/Pad (dB)	DC Corr (dB)	Corrected Reading (dBuV/m)	Average Limit (dBuV/m)	Margin (dB)	Peak Limit (dBuV/m)	PK Margin (dB)	Azimuth (Degs)	Height (cm)	Polarity
1	* 5.35001	44.99	Pk	34.9	-20.9	0	58.99	-	-	74	-15.01	111	107	V
2	* 5.35099	51.9	Pk	34.9	-20.9	0	65.9	-	-	74	-8.1	111	107	V
3	* 5.35001	35.41	RMS	34.9	-20.9	.89	50.3	54	-3.7	-	-	111	107	V
4	* 5.35005	36.1	RMS	34.9	-20.9	.89	50.99	54	-3.01	-	-	111	107	V

* - indicates frequency in CFR47 Pt 15 / IC RSS-Restricted Band
Pk - Peak detector
RMS - RMS detection

UL VERIFICATION SERVICES INC.
47173 Benicia Street, Fremont, CA 94538; USA TEL:(510) 319-4000 FAX:(510) 661-0888
This report shall not be reproduced except in full, without the written approval of UL Verification Services Inc.

1.1.9. TX ABOVE 1 GHz 802.11ac VHT80 MODE IN THE 5.3 GHz BAND

1TX ANT 5

BANDEDGE (MID CHANNEL)

HORIZONTAL RESULT

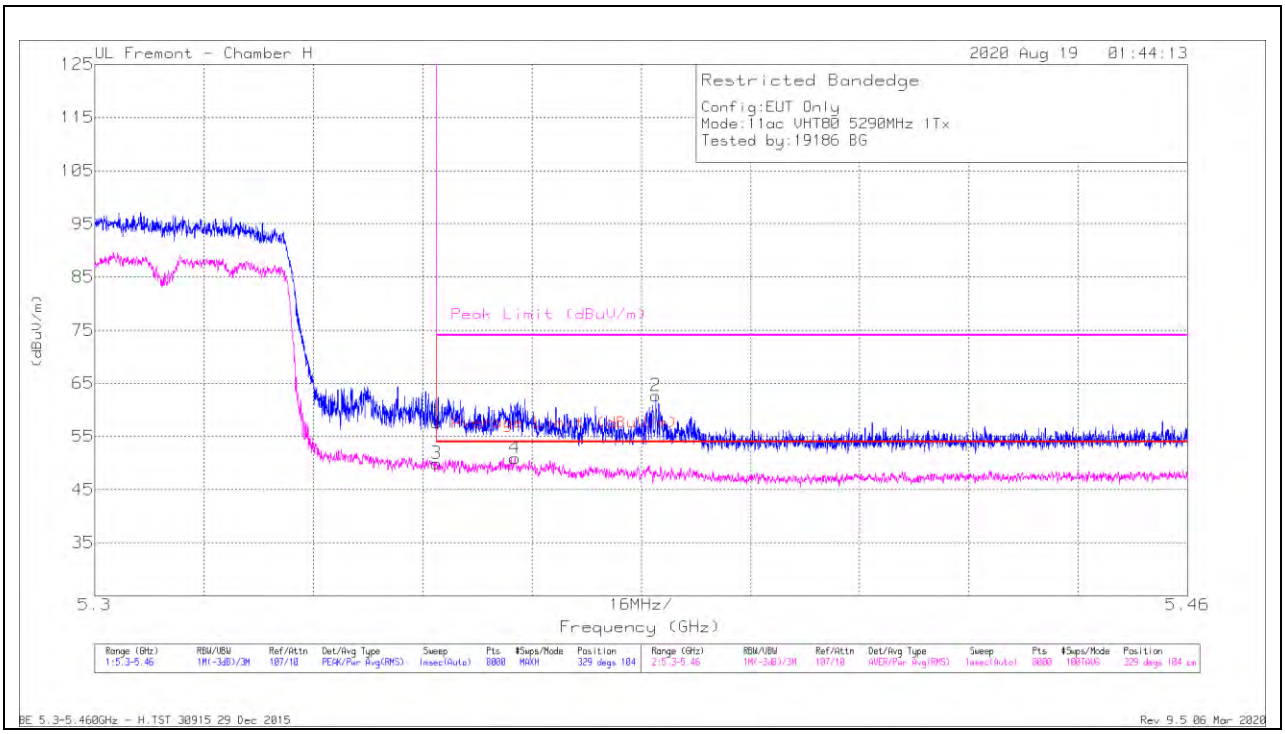

Marker	Frequency (GHz)	Meter Reading (dBuV)	Det	AF T863 (dB/m)	Amp/Cbl/Fltr/Pad (dB)	DC Corr (dB)	Corrected Reading (dBuV/m)	Average Limit (dBuV/m)	Margin (dB)	Peak Limit (dBuV/m)	PK Margin (dB)	Azimuth (Degs)	Height (cm)	Polarity
1	* 5.35001	43.7	Pk	34.9	-20.9	0	57.7	-	-	74	-16.3	329	104	H
2	* 5.38213	48.55	Pk	35	-20.9	0	62.65	-	-	74	-11.35	329	104	H
3	* 5.35001	34.82	RMS	34.9	-20.9	1.08	49.90	54	-4.10	-	-	329	104	H
4	* 5.36151	35.93	RMS	34.9	-21	1.08	50.91	54	-3.09	-	-	329	104	H

* - indicates frequency in CFR47 Pt 15 / IC RSS-Restricted Band
Pk - Peak detector
RMS - RMS detection

UL VERIFICATION SERVICES INC.
47173 Benicia Street, Fremont, CA 94538; USA TEL:(510) 319-4000 FAX:(510) 661-0888
This report shall not be reproduced except in full, without the written approval of UL Verification Services Inc.

VERTICAL RESULT

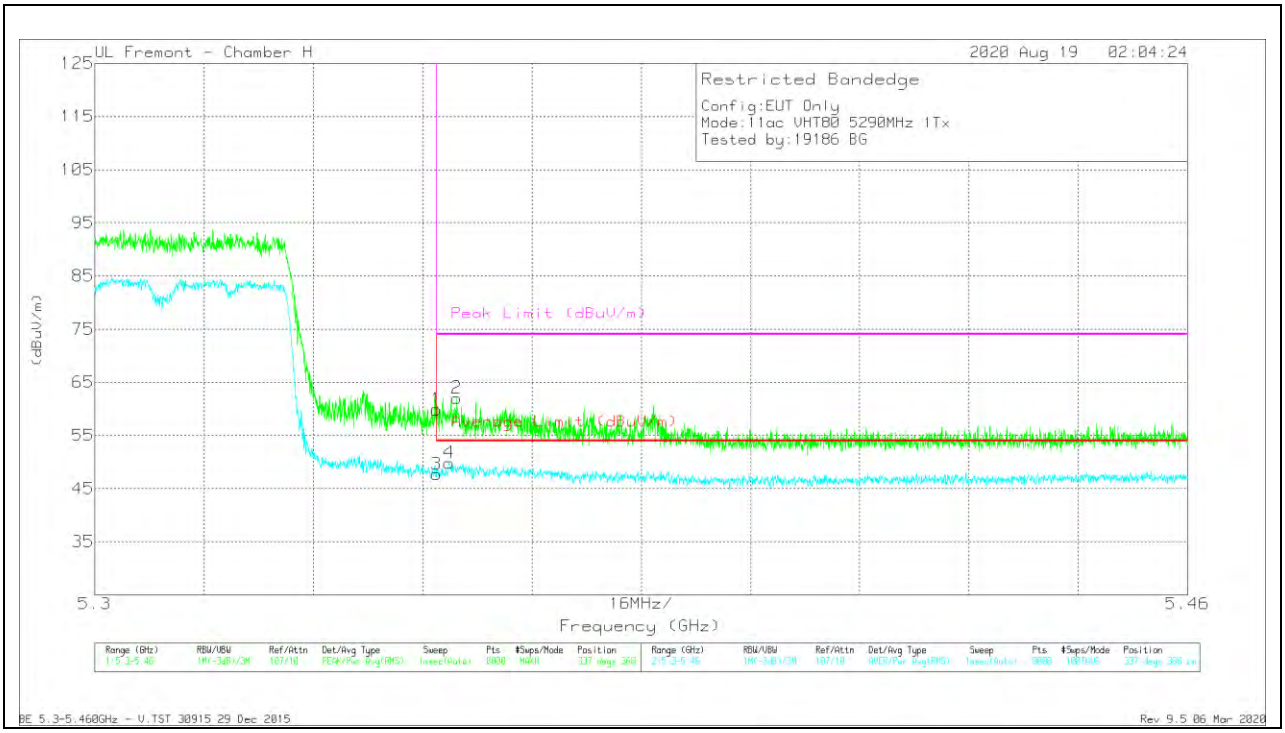

Marker	Frequency (GHz)	Meter Reading (dBuV)	Det	AF T863 (dB/m)	Amp/Cbl/Fltr/Pad (dB)	DC Corr (dB)	Corrected Reading (dBuV/m)	Average Limit (dBuV/m)	Margin (dB)	Peak Limit (dBuV/m)	PK Margin (dB)	Azimuth (Degs)	Height (cm)	Polarity
1	* 5.35001	45.9	Pk	34.9	-20.9	0	59.9	-	-	74	-14.1	337	368	V
2	* 5.35299	48.13	Pk	34.9	-21	0	62.03	-	-	74	-11.97	337	368	V
3	* 5.35001	32.61	RMS	34.9	-20.9	1.08	47.69	54	-6.31	-	-	337	368	V
4	* 5.35187	34.83	RMS	34.9	-21	1.08	49.81	54	-4.19	-	-	337	368	V

* - indicates frequency in CFR47 Pt 15 / IC RSS-Restricted Band
Pk - Peak detector
RMS - RMS detection

UL VERIFICATION SERVICES INC.
47173 Benicia Street, Fremont, CA 94538; USA TEL:(510) 319-4000 FAX:(510) 661-0888
This report shall not be reproduced except in full, without the written approval of UL Verification Services Inc.

1TX ANT 6

BANDEDGE (MID CHANNEL)

HORIZONTAL RESULT

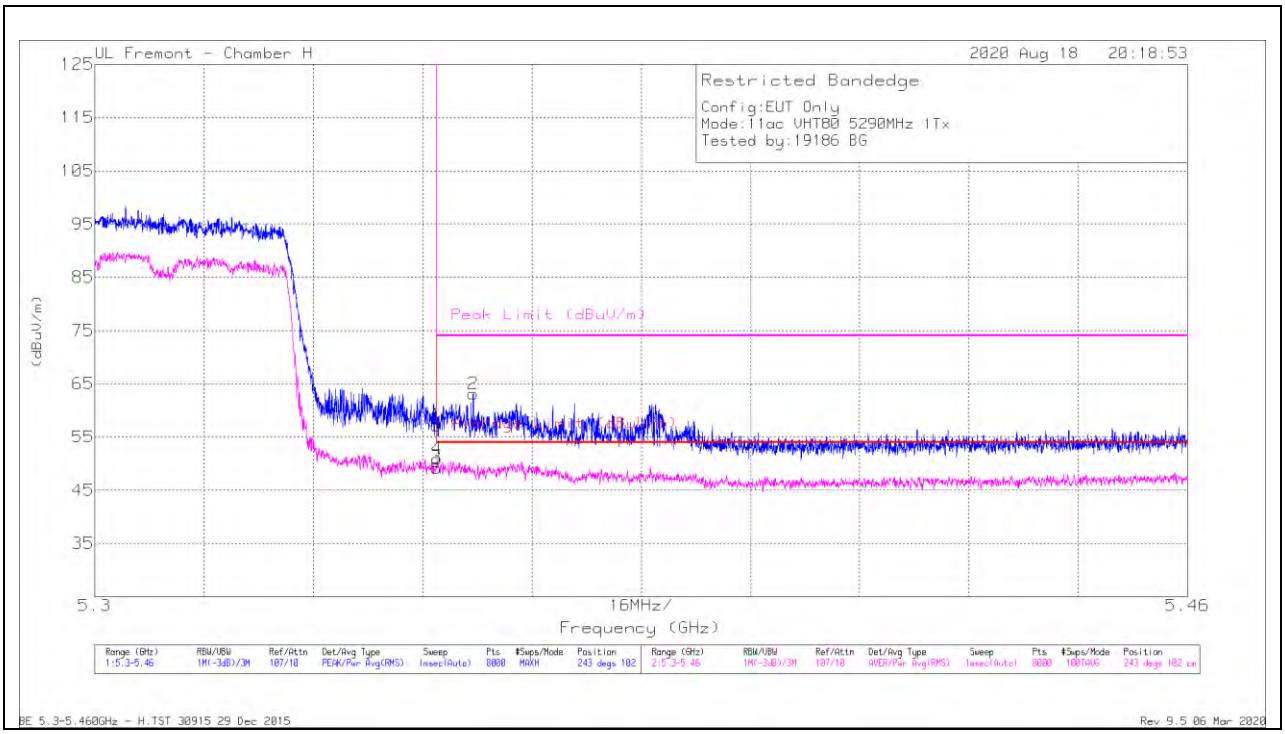

Marker	Frequency (GHz)	Meter Reading (dBuV)	Det	AF T863 (dB/m)	Amp/Cbl/Fltr/Pad (dB)	DC Corr (dB)	Corrected Reading (dBuV/m)	Average Limit (dBuV/m)	Margin (dB)	Peak Limit (dBuV/m)	PK Margin (dB)	Azimuth (Degs)	Height (cm)	Polarity
1	* 5.35001	43.22	Pk	34.9	-20.9	0	57.22	-	-	74	-16.78	243	102	H
2	* 5.35541	49.09	Pk	34.9	-20.9	0	63.09	-	-	74	-10.91	243	102	H
3	* 5.35001	34.14	RMS	34.9	-20.9	1.08	49.22	54	-4.78	-	-	243	102	H
4	* 5.35013	35.83	RMS	34.9	-20.9	1.08	50.91	54	-3.09	-	-	243	102	H

* - indicates frequency in CFR47 Pt 15 / IC RSS-Restricted Band
Pk - Peak detector
RMS - RMS detection

UL VERIFICATION SERVICES INC.
47173 Benicia Street, Fremont, CA 94538; USA TEL:(510) 319-4000 FAX:(510) 661-0888
This report shall not be reproduced except in full, without the written approval of UL Verification Services Inc.

VERTICAL RESULT

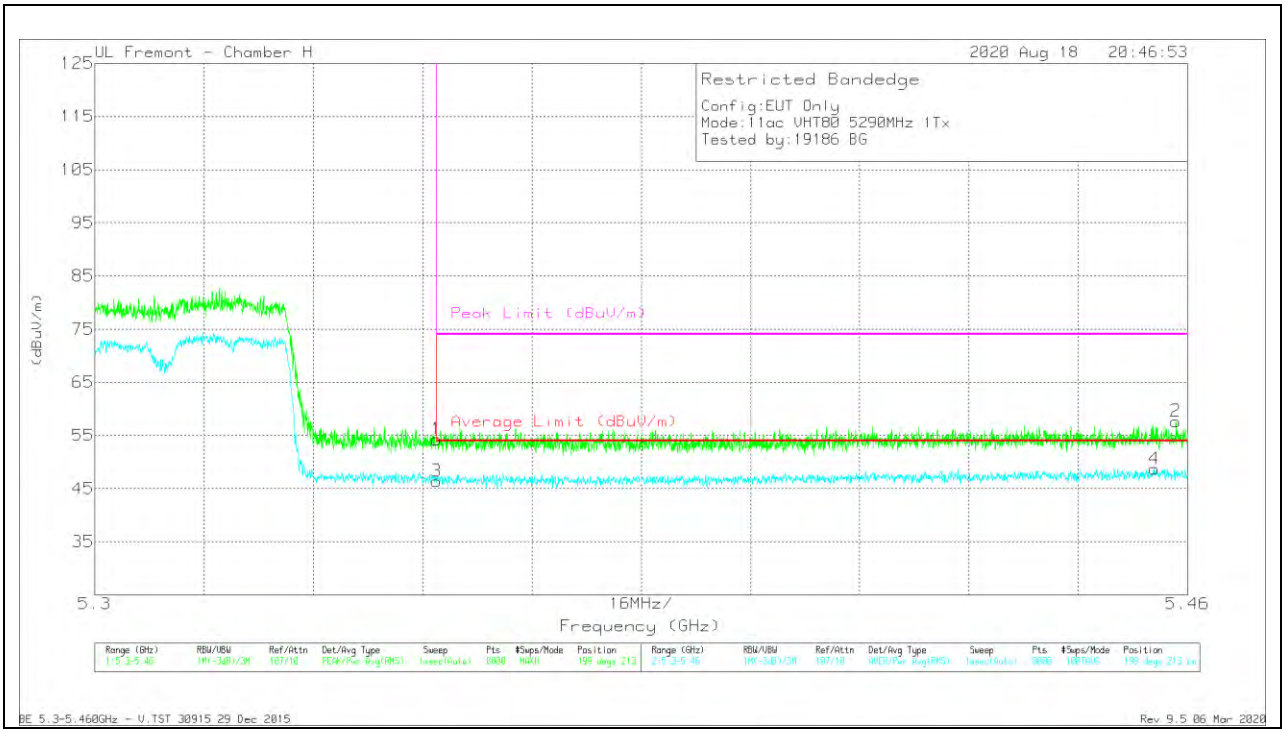

Marker	Frequency (GHz)	Meter Reading (dBuV)	Det	AF T863 (dB/m)	Amp/Cbl/Fltr/Pad (dB)	DC Corr (dB)	Corrected Reading (dBuV/m)	Average Limit (dBuV/m)	Margin (dB)	Peak Limit (dBuV/m)	PK Margin (dB)	Azimuth (Degs)	Height (cm)	Polarity
1	* 5.35001	40.27	Pk	34.9	-20.9	0	54.27	-	-	74	-19.73	199	213	V
2	* 5.4583	43.24	Pk	35.3	-20.9	0	57.64	-	-	74	-16.36	199	213	V
3	* 5.35001	31.3	RMS	34.9	-20.9	1.08	46.38	54	-7.62	-	-	199	213	V
4	* 5.45514	33.21	RMS	35.3	-20.9	1.08	48.69	54	-5.31	-	-	199	213	V

* - indicates frequency in CFR47 Pt 15 / IC RSS-Restricted Band
Pk - Peak detector
RMS - RMS detection

UL VERIFICATION SERVICES INC.
47173 Benicia Street, Fremont, CA 94538; USA TEL:(510) 319-4000 FAX:(510) 661-0888
This report shall not be reproduced except in full, without the written approval of UL Verification Services Inc.

2TX ANT 5 + ANT 6 CDD MODE

BANDEDGE (MID CHANNEL)

HORIZONTAL RESULT

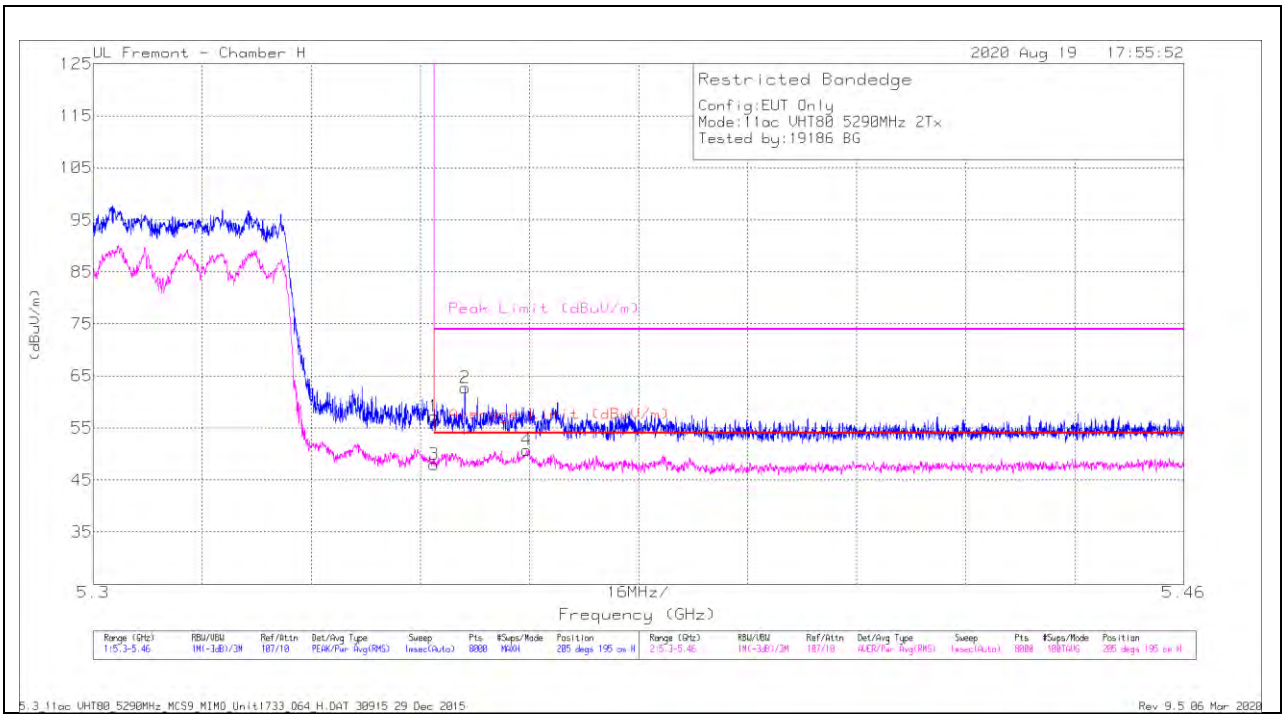

Marker	Frequency (GHz)	Meter Reading (dBuV)	Det	AF T863 (dB/m)	Amp/Cbl/Fltr/Pad (dB)	DC Corr (dB)	Corrected Reading (dBuV/m)	Average Limit (dBuV/m)	Margin (dB)	Peak Limit (dBuV/m)	PK Margin (dB)	Azimuth (Degs)	Height (cm)	Polarity
1	* 5.35001	43.27	Pk	34.9	-20.9	0	57.27	-	-	74	-16.73	205	195	H
2	* 5.35455	48.8	Pk	34.9	-21	0	62.7	-	-	74	-11.3	205	195	H
3	* 5.35001	32.68	RMS	34.9	-20.9	1.31	47.99	54	-6.01	-	-	205	195	H
4	* 5.36361	35.42	RMS	34.9	-20.9	1.31	50.73	54	-3.27	-	-	205	195	H

* - indicates frequency in CFR47 Pt 15 / IC RSS-Restricted Band
Pk - Peak detector
RMS - RMS detection

UL VERIFICATION SERVICES INC.
47173 Benicia Street, Fremont, CA 94538; USA TEL:(510) 319-4000 FAX:(510) 661-0888
This report shall not be reproduced except in full, without the written approval of UL Verification Services Inc.