VERTICAL RESULT

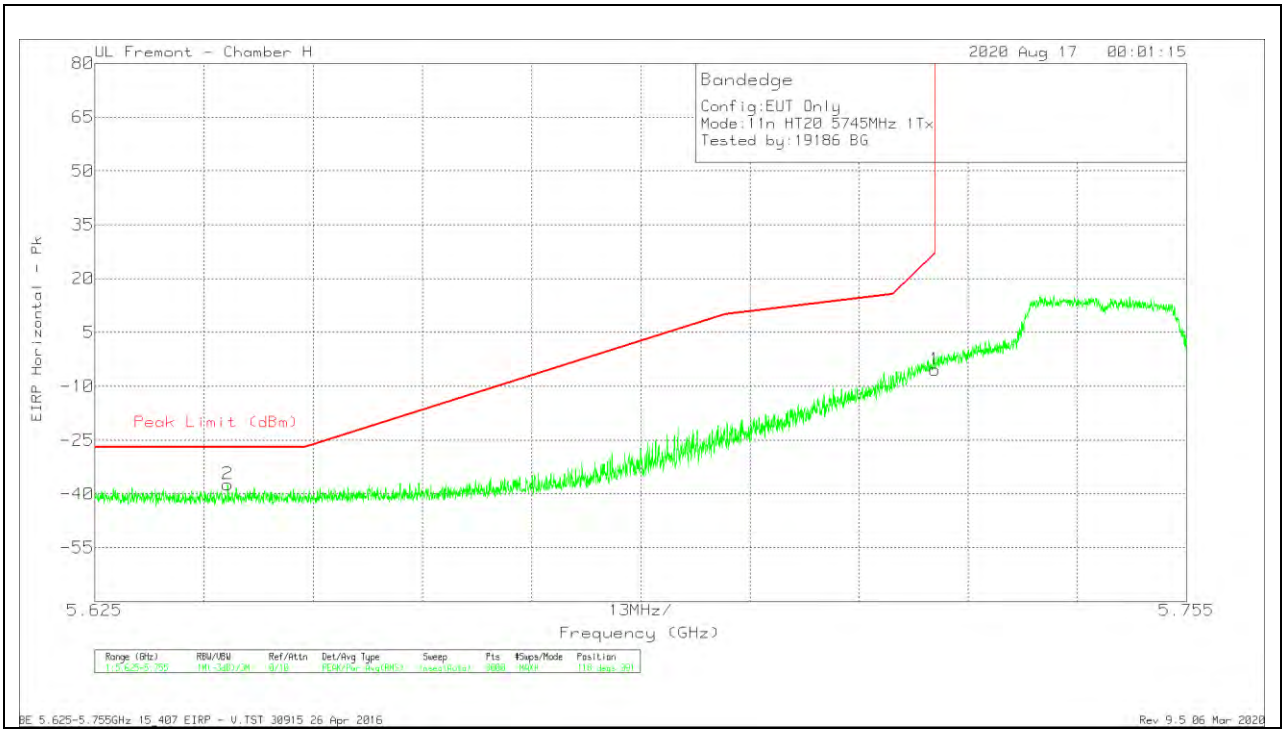

Marker	Frequency (GHz)	Meter Reading (dBm)	Det	AF T863 (dB/m)	Amp/Cbl/Fltr/Pad (dB)	Conversion Factor (dB)	DC Corr (dB)	Corrected Reading EIRP	Peak Limit (dBm)	PK Margin (dB)	Azimuth (Degs)	Height (cm)	Polarity
2	5.64081	-63.21	Pk	35.2	-21.1	11.8	0	-37.31	-27	-10.31	118	391	V
1	5.725	-31.05	Pk	35	-21.1	11.8	0	-5.35	27	-32.35	118	391	V

Pk - Peak detector

UL VERIFICATION SERVICES INC.
47173 Benicia Street, Fremont, CA 94538; USA TEL:(510) 319-4000 FAX:(510) 661-0888
This report shall not be reproduced except in full, without the written approval of UL Verification Services Inc.

BANDEDGE (HIGH CHANNEL)

HORIZONTAL RESULT

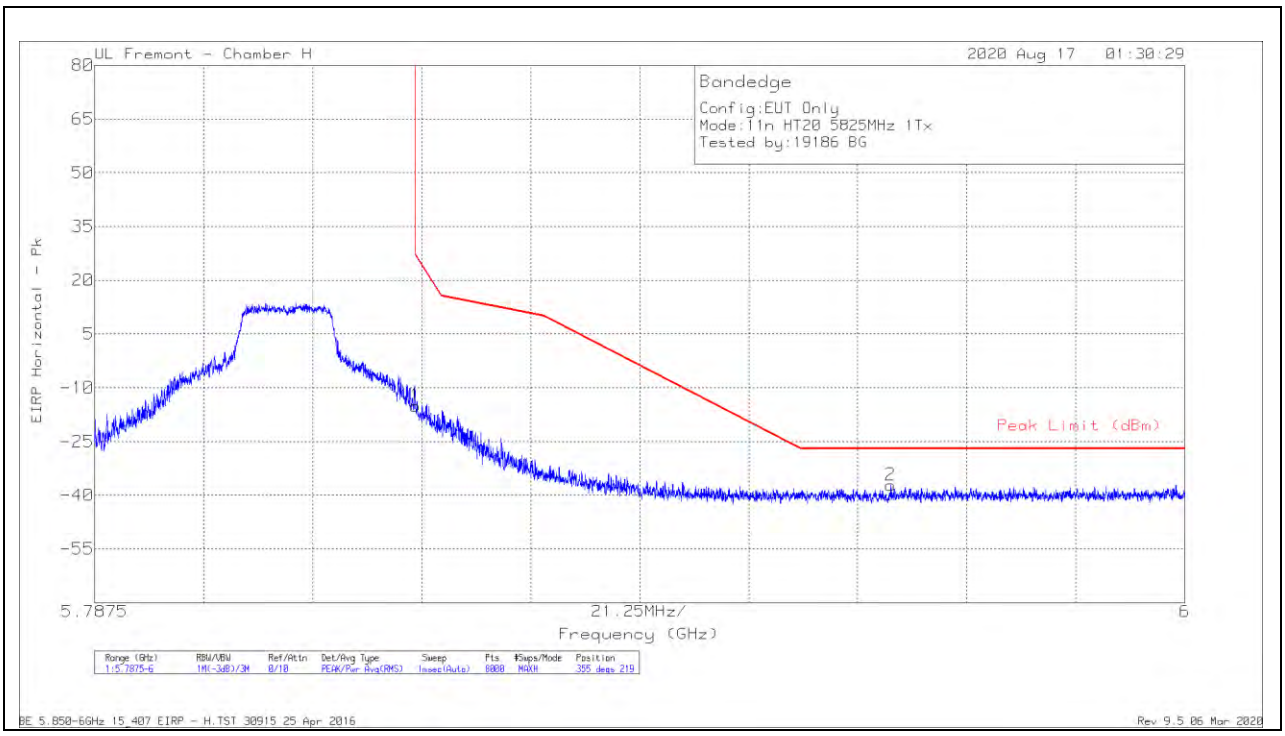

Marker	Frequency (GHz)	Meter Reading (dBm)	Det	AF T863 (dB/m)	Amp/Cbl/Fltr/Pad (dB)	Conversion Factor (dB)	DC Corr (dB)	Corrected Reading EIRP	Peak Limit (dBm)	PK Margin (dB)	Azimuth (Degs)	Height (cm)	Polarity
1	5.85001	-41.1	Pk	35	-20.7	11.8	0	-15	26.98	-41.98	355	219	H
2	5.94267	-63.67	Pk	35.2	-20.5	11.8	0	-37.17	-27	-10.17	355	219	H

Pk - Peak detector

UL VERIFICATION SERVICES INC.
47173 Benicia Street, Fremont, CA 94538; USA TEL:(510) 319-4000 FAX:(510) 661-0888
This report shall not be reproduced except in full, without the written approval of UL Verification Services Inc.

VERTICAL RESULT

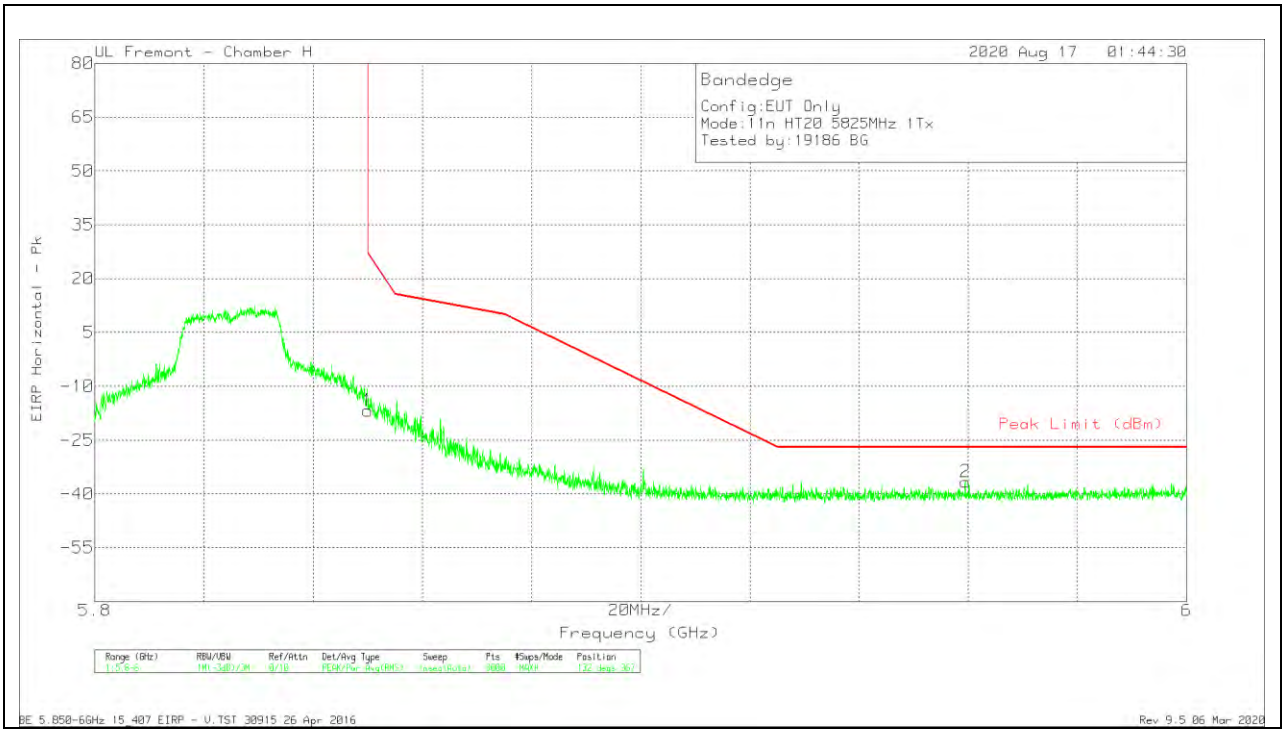

Marker	Frequency (GHz)	Meter Reading (dBm)	Det	AF T863 (dB/m)	Amp/Cbl/Fltr/Pad (dB)	Conversion Factor (dB)	DC Corr (dB)	Corrected Reading EIRP	Peak Limit (dBm)	PK Margin (dB)	Azimuth (Degs)	Height (cm)	Polarity
1	5.85001	-42.87	Pk	35	-20.7	11.8	0	-16.77	26.99	-43.76	132	367	V
2	5.95944	-63.35	Pk	35.1	-20.2	11.8	0	-36.65	-27	-9.65	132	367	V

Pk - Peak detector

UL VERIFICATION SERVICES INC.
47173 Benicia Street, Fremont, CA 94538; USA TEL:(510) 319-4000 FAX:(510) 661-0888
This report shall not be reproduced except in full, without the written approval of UL Verification Services Inc.

2TX ANT 5 + ANT 6 CDD MODE

BANDEDGE (LOW CHANNEL)

HORIZONTAL RESULT

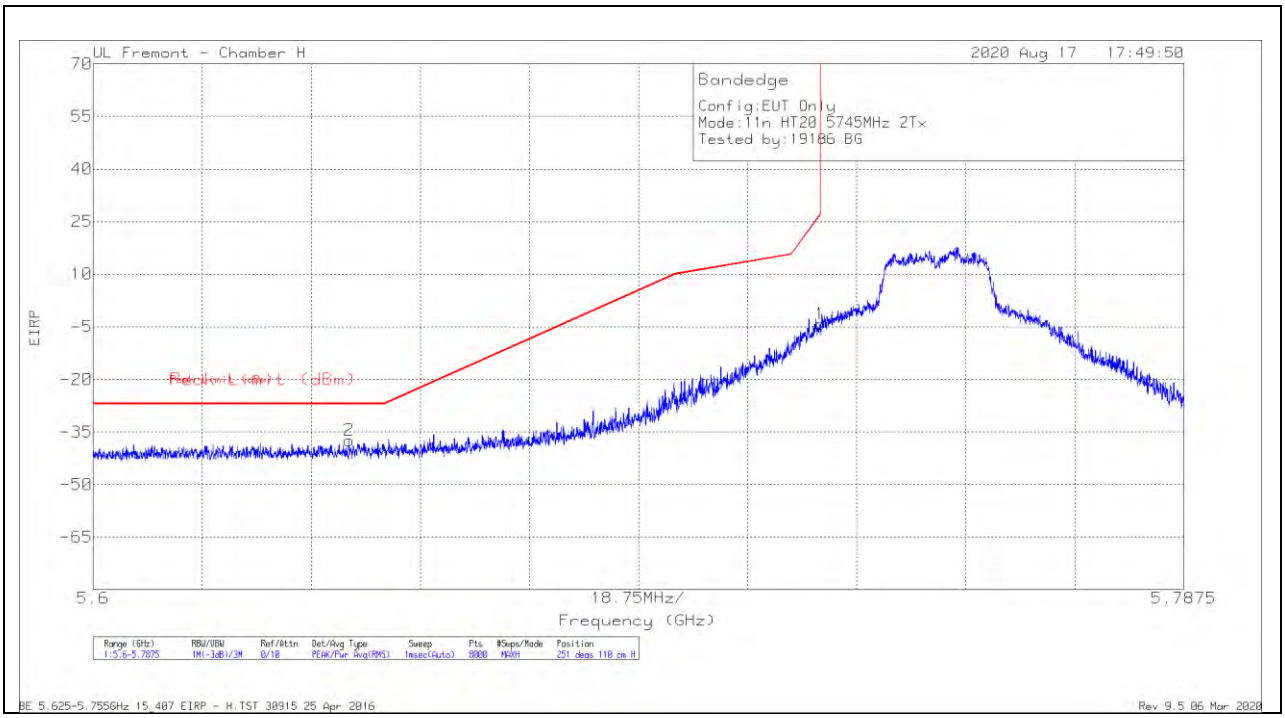

Marker	Frequency (GHz)	Meter Reading (dBm)	Det	AF T863 (dB/m)	Amp/Cbl/Fltr/Pad (dB)	Conversion Factor (dB)	DC Corr (dB)	Corrected Reading EIRP	Peak Limit (dBm)	PK Margin (dB)	Azimuth (Degs)	Height (cm)	Polarity
2	5.644	-63.32	Pk	35.2	-21.1	11.8	0	-37.42	-27	-10.42	251	110	H
1	5.72498	-30	Pk	35	-21.1	11.8	0	-4.3	26.96	-31.26	251	110	H

Pk - Peak detector

UL VERIFICATION SERVICES INC.
47173 Benicia Street, Fremont, CA 94538; USA TEL:(510) 319-4000 FAX:(510) 661-0888
This report shall not be reproduced except in full, without the written approval of UL Verification Services Inc.

VERTICAL RESULT

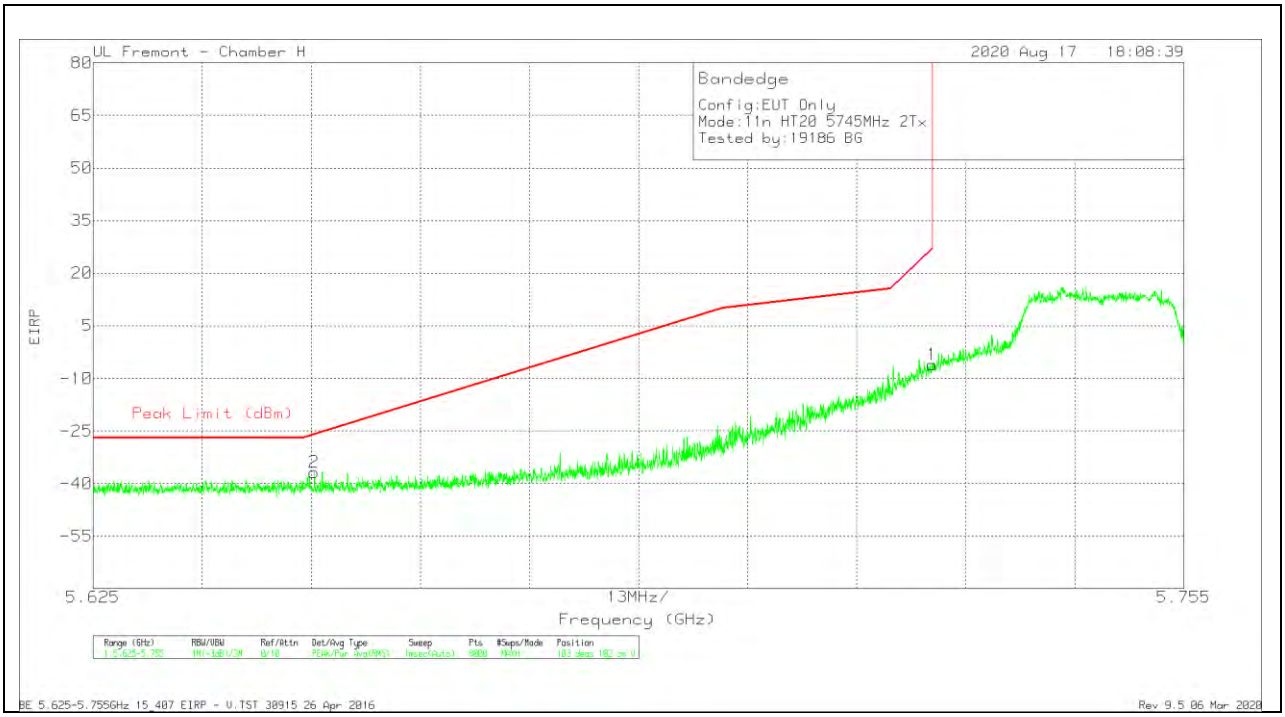

Marker	Frequency (GHz)	Meter Reading (dBm)	Det	AF T863 (dB/m)	Amp/Cbl/Fltr/Pad (dB)	Conversion Factor (dB)	DC Corr (dB)	Corrected Reading EIRP	Peak Limit (dBm)	PK Margin (dB)	Azimuth (Degs)	Height (cm)	Polarity
2	5.65134	-62.59	Pk	35.1	-21.1	11.8	0	-36.79	-26.01	-10.78	103	102	V
1	5.725	-31.89	Pk	35	-21.1	11.8	0	-6.19	27	-33.19	103	102	V

Pk - Peak detector

UL VERIFICATION SERVICES INC.
47173 Benicia Street, Fremont, CA 94538; USA TEL:(510) 319-4000 FAX:(510) 661-0888
This report shall not be reproduced except in full, without the written approval of UL Verification Services Inc.

BANDEDGE (HIGH CHANNEL)

HORIZONTAL RESULT

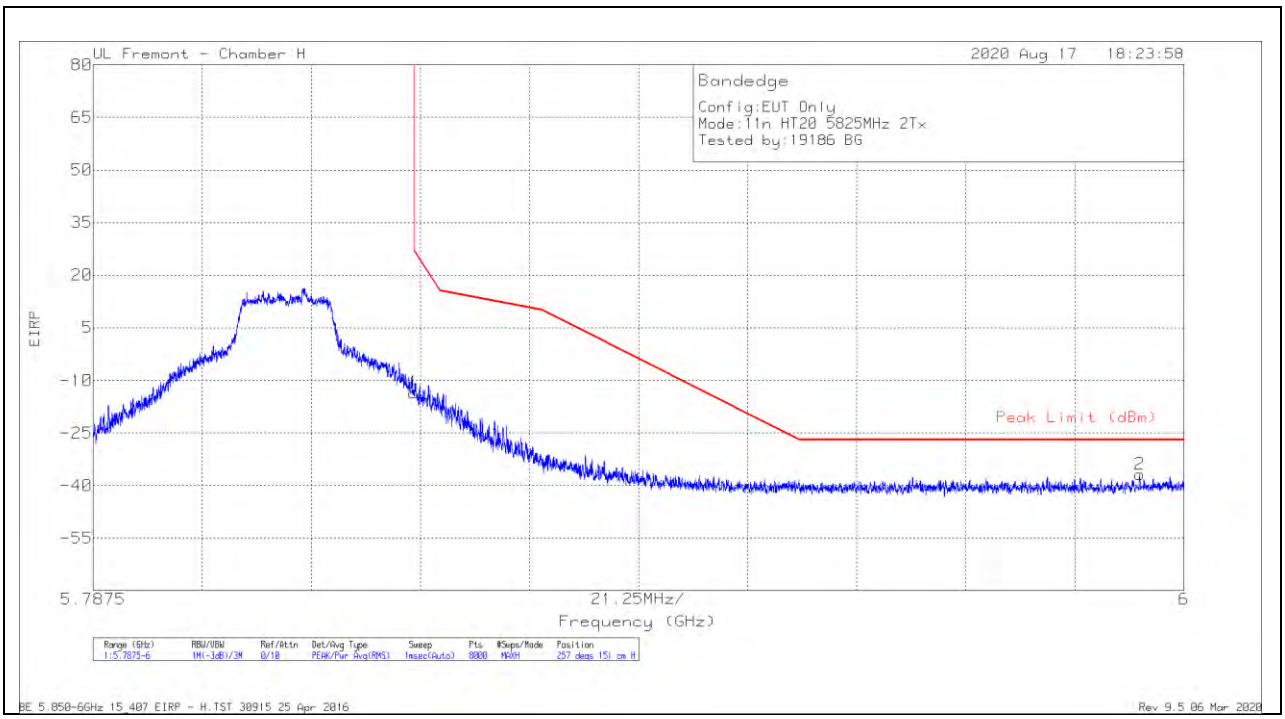

Marker	Frequency (GHz)	Meter Reading (dBm)	Det	AF T863 (dB/m)	Amp/Cbl/Fltr/Pad (dB)	Conversion Factor (dB)	DC Corr (dB)	Corrected Reading EIRP	Peak Limit (dBm)	PK Margin (dB)	Azimuth (Degs)	Height (cm)	Polarity
1	5.85001	-39.55	Pk	35	-20.7	11.8	0	-13.45	26.98	-40.43	257	151	H
2	5.99139	-63.55	Pk	35.2	-20.3	11.8	0	-36.85	-27	-9.85	257	151	H

Pk - Peak detector

UL VERIFICATION SERVICES INC.
47173 Benicia Street, Fremont, CA 94538; USA TEL:(510) 319-4000 FAX:(510) 661-0888
This report shall not be reproduced except in full, without the written approval of UL Verification Services Inc.

VERTICAL RESULT

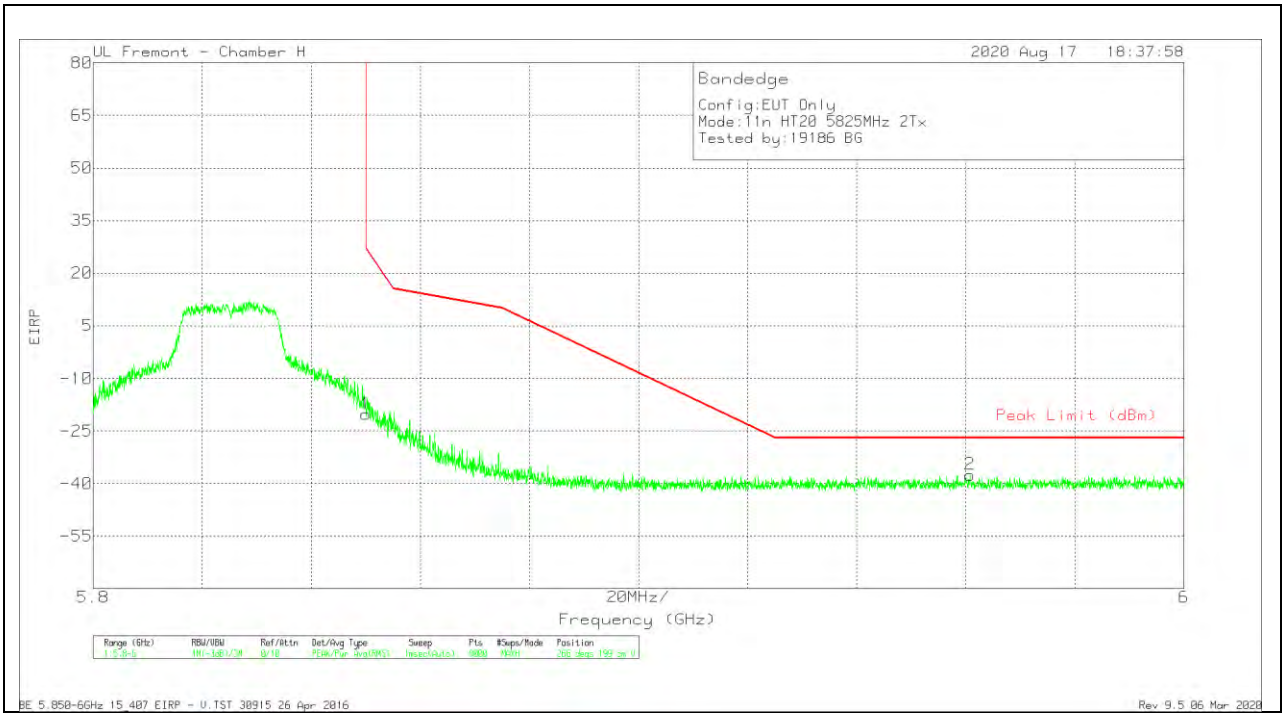

Marker	Frequency (GHz)	Meter Reading (dBm)	Det	AF T863 (dB/m)	Amp/Cbl/Fltr/Pad (dB)	Conversion Factor (dB)	DC Corr (dB)	Corrected Reading EIRP	Peak Limit (dBm)	PK Margin (dB)	Azimuth (Degs)	Height (cm)	Polarity
1	5.85001	-46.25	Pk	35	-20.7	11.8	0	-20.15	26.99	-47.14	266	199	V
2	5.96077	-64.16	Pk	35.2	-20.3	11.8	0	-37.46	-27	-10.46	266	199	V

Pk - Peak detector

UL VERIFICATION SERVICES INC.
47173 Benicia Street, Fremont, CA 94538; USA TEL:(510) 319-4000 FAX:(510) 661-0888
This report shall not be reproduced except in full, without the written approval of UL Verification Services Inc.

1.1.20. TX ABOVE 1 GHz 802.11n HT40 MODE IN THE 5.8 GHz BAND

1TX ANT 5

BANDEDGE (LOW CHANNEL)

HORIZONTAL RESULT

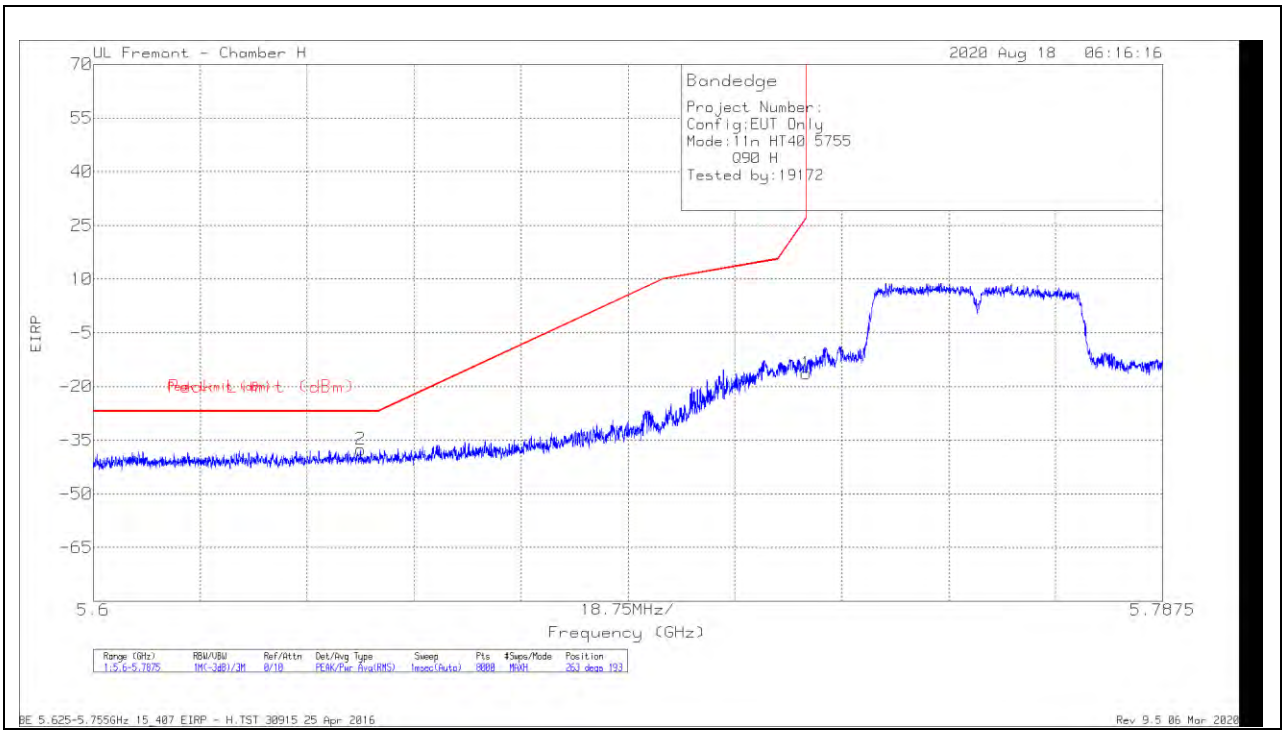

Marker	Frequency (GHz)	Meter Reading (dBm)	Det	AF T863 (dB/m)	Amp/Cbl/Fltr/Pad (dB)	Conversion Factor (dB)	DC Corr (dB)	Corrected Reading EIRP	Peak Limit (dBm)	PK Margin (dB)	Azimuth (Degs)	Height (cm)	Polarity
2	5.64688	-63.5	Pk	35.1	-21	11.8	0	-37.6	-27	-10.6	263	193	H
1	5.72498	-42.04	Pk	35	-21.1	11.8	0	-16.34	26.96	-43.3	263	193	H

Pk - Peak detector

UL VERIFICATION SERVICES INC.
47173 Benicia Street, Fremont, CA 94538; USA TEL:(510) 319-4000 FAX:(510) 661-0888
This report shall not be reproduced except in full, without the written approval of UL Verification Services Inc.

VERTICAL RESULT

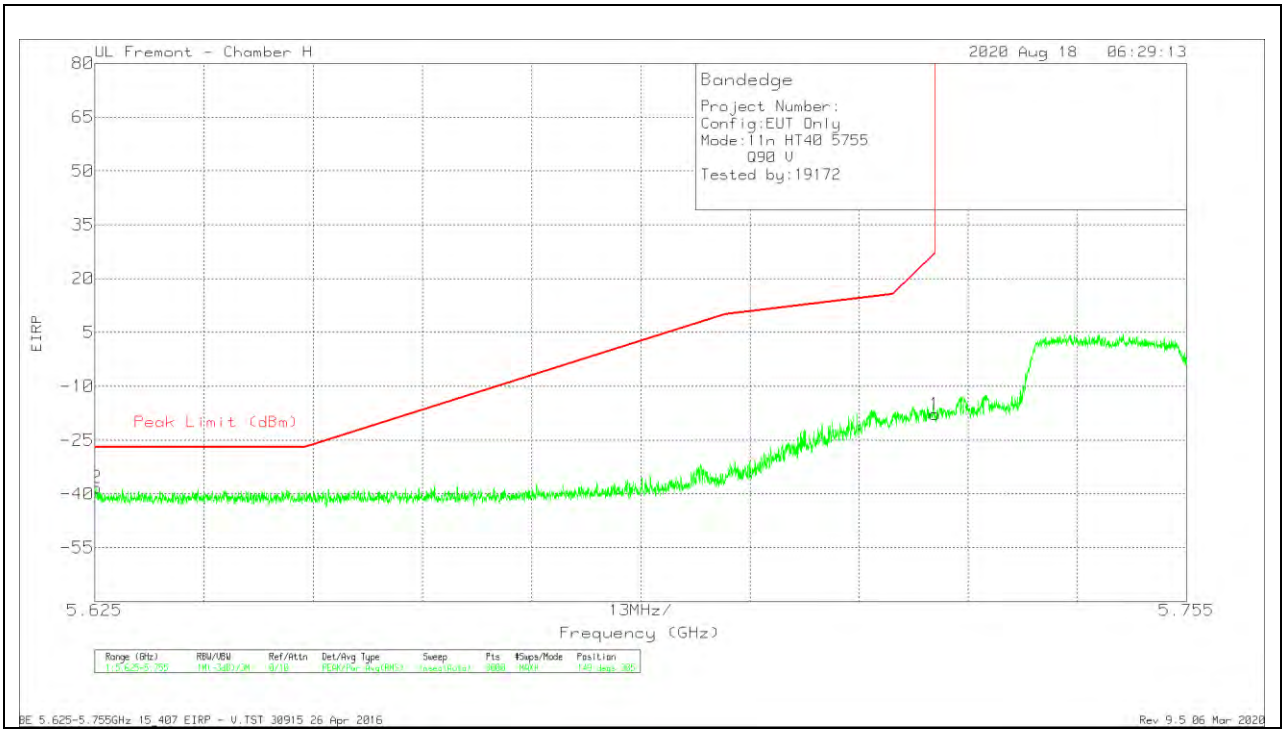

Marker	Frequency (GHz)	Meter Reading (dBm)	Det	AF T863 (dB/m)	Amp/Cbl/Fltr/Pad (dB)	Conversion Factor (dB)	DC Corr (dB)	Corrected Reading EIRP	Peak Limit (dBm)	PK Margin (dB)	Azimuth (Degs)	Height (cm)	Polarity
2	5.62523	-64.18	Pk	35.2	-21.1	11.8	0	-38.28	-27	-11.28	149	385	V
1	5.725	-43.52	Pk	35	-21.1	11.8	0	-17.82	27	-44.82	149	385	V

Pk - Peak detector

UL VERIFICATION SERVICES INC.
47173 Benicia Street, Fremont, CA 94538; USA TEL:(510) 319-4000 FAX:(510) 661-0888
This report shall not be reproduced except in full, without the written approval of UL Verification Services Inc.

BANDEDGE (HIGH CHANNEL)

HORIZONTAL RESULT

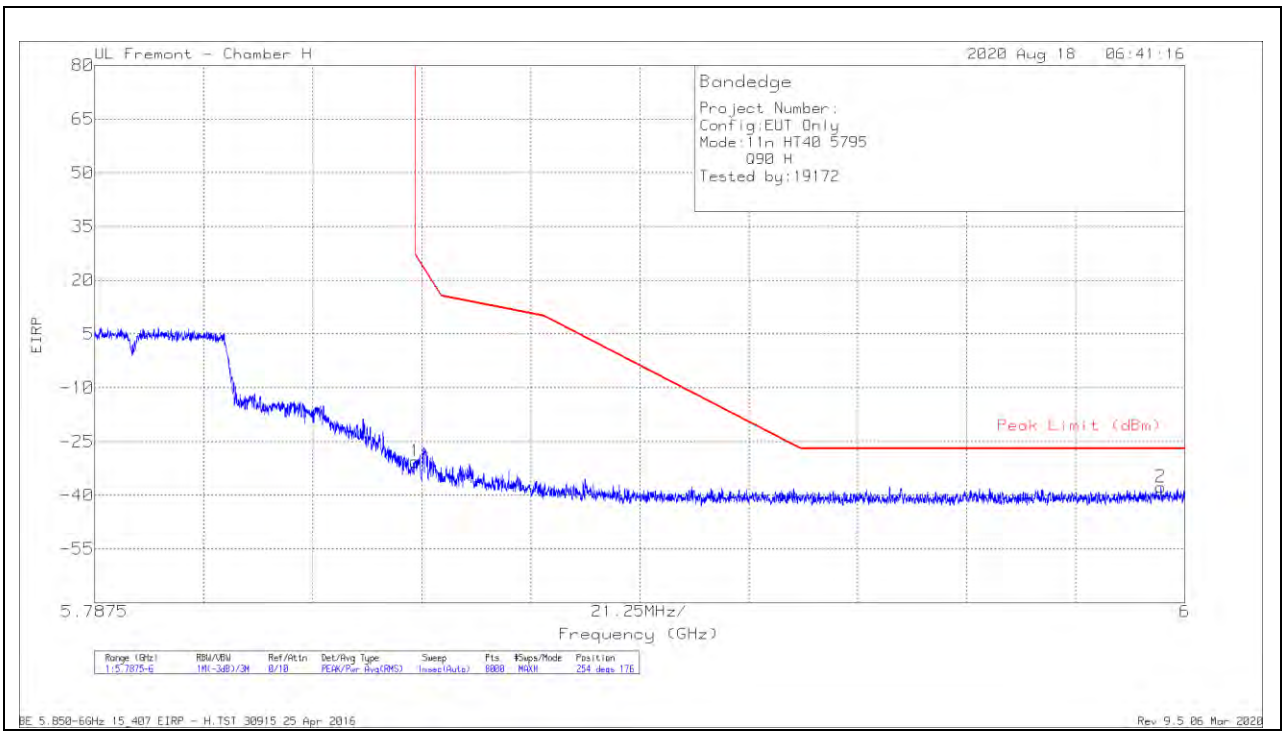

Marker	Frequency (GHz)	Meter Reading (dBm)	Det	AF T863 (dB/m)	Amp/Cbl/Fltr/Pad (dB)	Conversion Factor (dB)	DC Corr (dB)	Corrected Reading EIRP	Peak Limit (dBm)	PK Margin (dB)	Azimuth (Degs)	Height (cm)	Polarity
1	5.85001	-56.66	Pk	35	-20.7	11.8	0	-30.56	26.98	-57.54	254	176	H
2	5.99533	-64.41	Pk	35.3	-20.4	11.8	0	-37.71	-27	-10.71	254	176	H

Pk - Peak detector

UL VERIFICATION SERVICES INC.
47173 Benicia Street, Fremont, CA 94538; USA TEL:(510) 319-4000 FAX:(510) 661-0888
This report shall not be reproduced except in full, without the written approval of UL Verification Services Inc.

VERTICAL RESULT

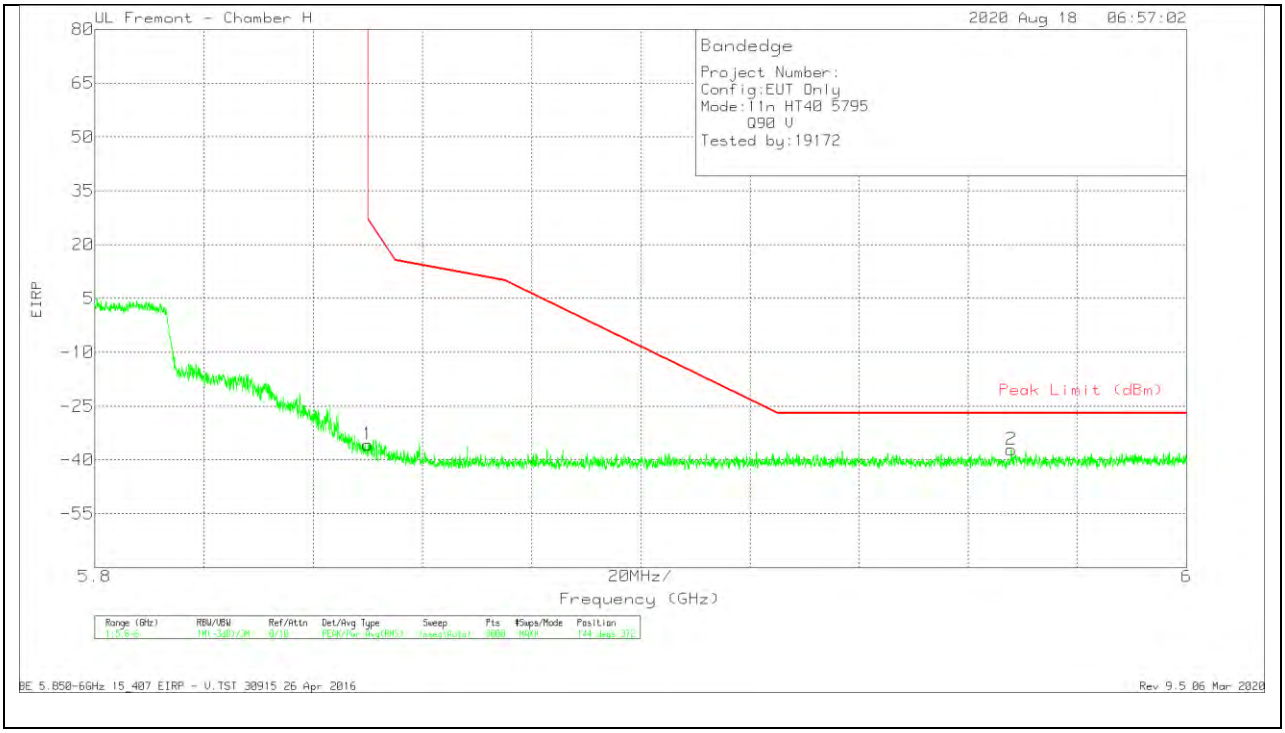

Marker	Frequency (GHz)	Meter Reading (dBm)	Det	AF T863 (dB/m)	Amp/Cbl/Fltr/Pad (dB)	Conversion Factor (dB)	DC Corr (dB)	Corrected Reading EIRP	Peak Limit (dBm)	PK Margin (dB)	Azimuth (Degs)	Height (cm)	Polarity
1	5.85001	-61.81	Pk	35	-20.7	11.8	0	-35.71	26.99	-62.7	144	372	V
2	5.96787	-63.81	Pk	35.2	-20.3	11.8	0	-37.11	-27	-10.11	144	372	V

Pk - Peak detector

UL VERIFICATION SERVICES INC.
47173 Benicia Street, Fremont, CA 94538; USA TEL:(510) 319-4000 FAX:(510) 661-0888
This report shall not be reproduced except in full, without the written approval of UL Verification Services Inc.

1TX ANT 6

BANDEDGE (LOW CHANNEL)

HORIZONTAL RESULT

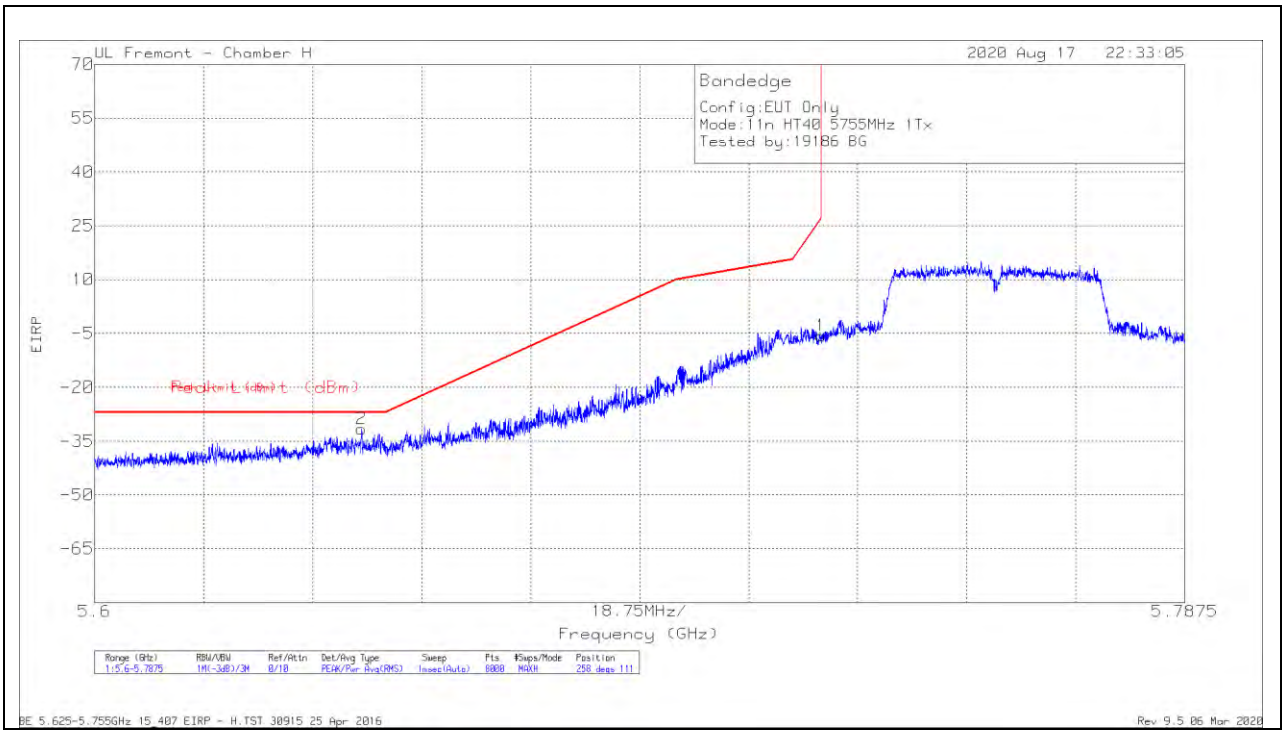

Marker	Frequency (GHz)	Meter Reading (dBm)	Det	AF T863 (dB/m)	Amp/Cbl/Fltr/Pad (dB)	Conversion Factor (dB)	DC Corr (dB)	Corrected Reading EIRP	Peak Limit (dBm)	PK Margin (dB)	Azimuth (Degs)	Height (cm)	Polarity
2	5.64592	-57.65	Pk	35.2	-21	11.8	0	-31.65	-27	-4.65	258	111	H
1	5.72498	-31.4	Pk	35	-21.1	11.8	0	-5.7	26.96	-32.66	258	111	H

Pk - Peak detector

UL VERIFICATION SERVICES INC.
47173 Benicia Street, Fremont, CA 94538; USA TEL:(510) 319-4000 FAX:(510) 661-0888
This report shall not be reproduced except in full, without the written approval of UL Verification Services Inc.

VERTICAL RESULT

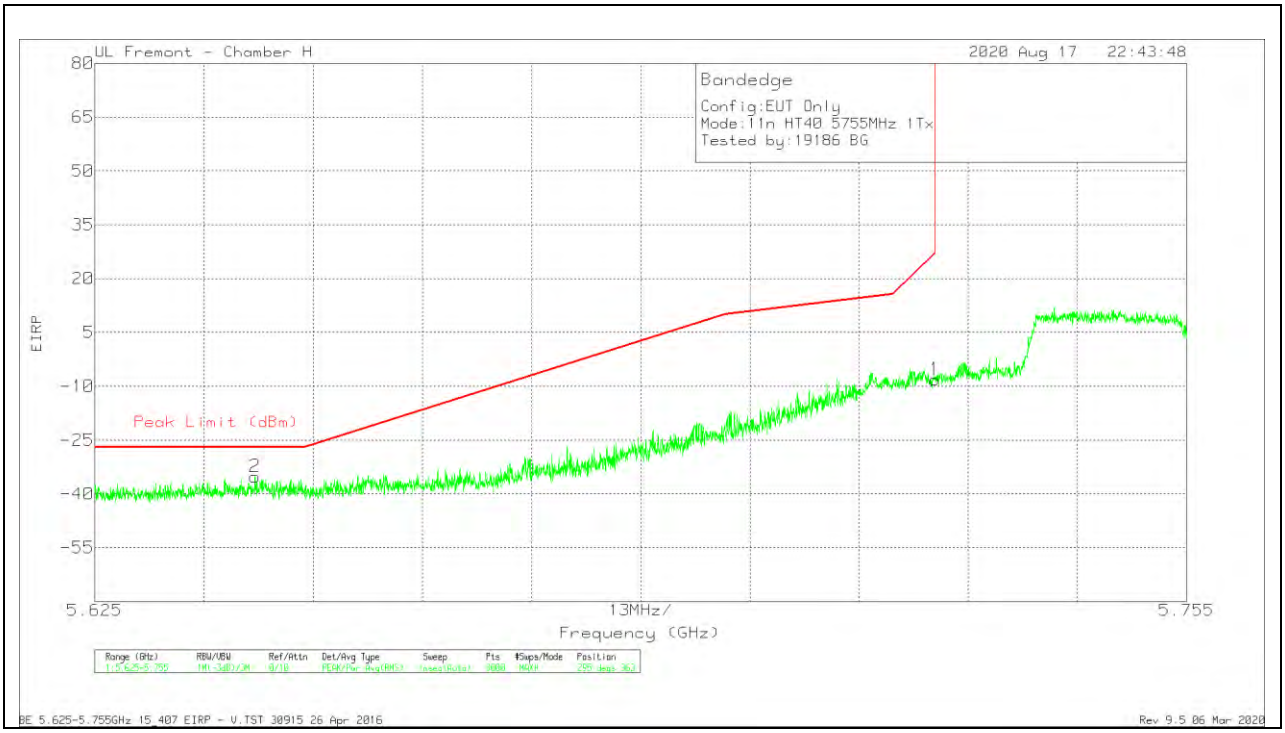

Marker	Frequency (GHz)	Meter Reading (dBm)	Det	AF T863 (dB/m)	Amp/Cbl/Fltr/Pad (dB)	Conversion Factor (dB)	DC Corr (dB)	Corrected Reading EIRP	Peak Limit (dBm)	PK Margin (dB)	Azimuth (Degs)	Height (cm)	Polarity
2	5.64408	-61.08	Pk	35.2	-21.1	11.8	0	-35.18	-27	-8.18	295	363	V
1	5.725	-33.85	Pk	35	-21.1	11.8	0	-8.15	27	-35.15	295	363	V

Pk - Peak detector

UL VERIFICATION SERVICES INC.
47173 Benicia Street, Fremont, CA 94538; USA TEL:(510) 319-4000 FAX:(510) 661-0888
This report shall not be reproduced except in full, without the written approval of UL Verification Services Inc.

BANDEDGE (HIGH CHANNEL)

HORIZONTAL RESULT

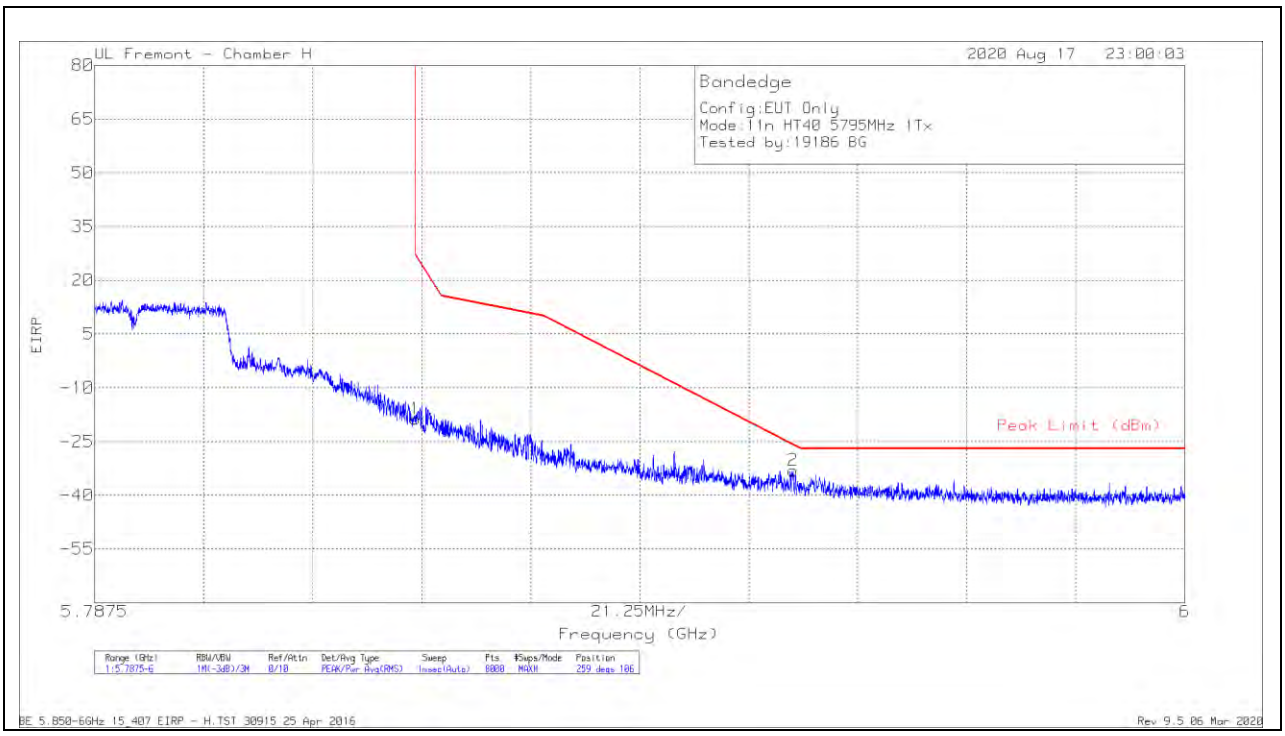

Marker	Frequency (GHz)	Meter Reading (dBm)	Det	AF T863 (dB/m)	Amp/Cbl/Fltr/Pad (dB)	Conversion Factor (dB)	DC Corr (dB)	Corrected Reading EIRP	Peak Limit (dBm)	PK Margin (dB)	Azimuth (Degs)	Height (cm)	Polarity
1	5.85001	-44.85	Pk	35	-20.7	11.8	0	-18.75	26.98	-45.73	259	106	H
2	5.92368	-59.48	Pk	35.1	-20.5	11.8	0	-33.08	-26.02	-7.06	259	106	H

Pk - Peak detector

UL VERIFICATION SERVICES INC.
47173 Benicia Street, Fremont, CA 94538; USA TEL:(510) 319-4000 FAX:(510) 661-0888
This report shall not be reproduced except in full, without the written approval of UL Verification Services Inc.

VERTICAL RESULT

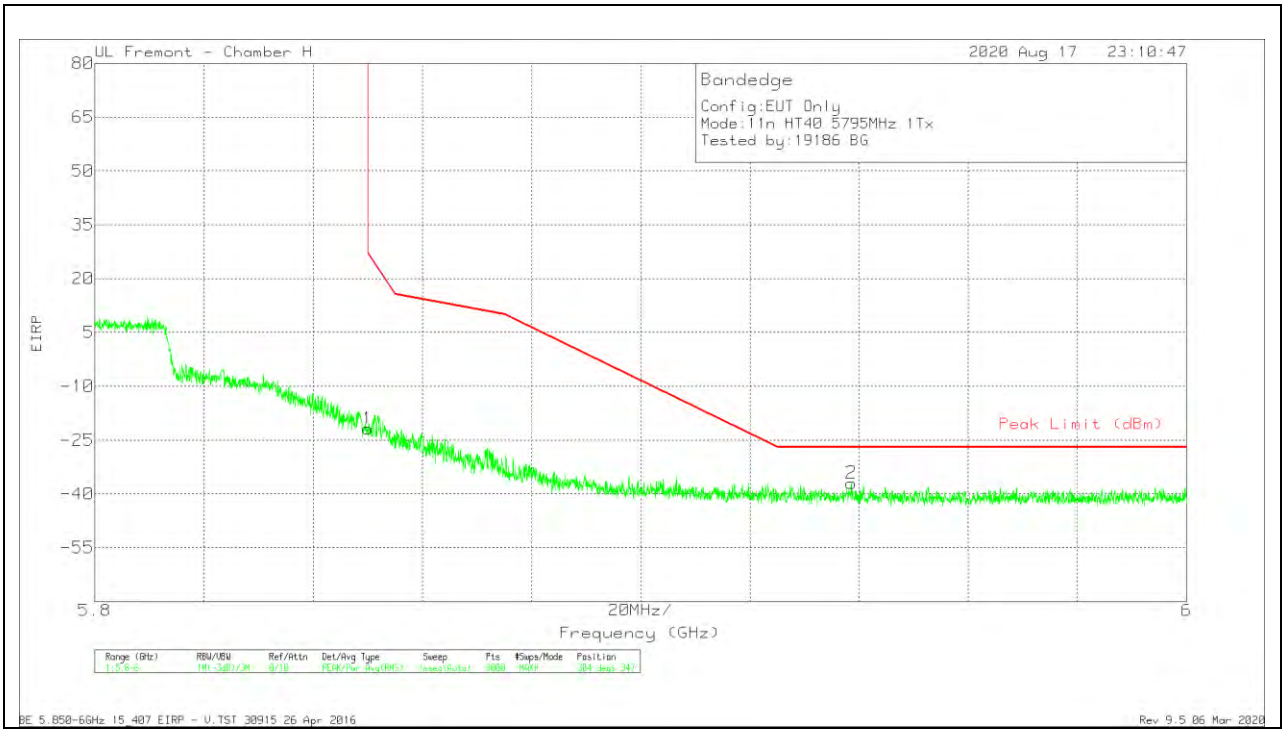

Marker	Frequency (GHz)	Meter Reading (dBm)	Det	AF T863 (dB/m)	Amp/Cbl/Fltr/Pad (dB)	Conversion Factor (dB)	DC Corr (dB)	Corrected Reading EIRP	Peak Limit (dBm)	PK Margin (dB)	Azimuth (Degs)	Height (cm)	Polarity
1	5.85001	-47.92	Pk	35	-20.7	11.8	0	-21.82	26.99	-48.81	304	347	V
2	5.93859	-63.49	Pk	35.1	-20.4	11.8	0	-36.99	-27	-9.99	304	347	V

Pk - Peak detector

UL VERIFICATION SERVICES INC.
47173 Benicia Street, Fremont, CA 94538; USA TEL:(510) 319-4000 FAX:(510) 661-0888
This report shall not be reproduced except in full, without the written approval of UL Verification Services Inc.

2TX ANT 5 + ANT 6 CDD MODE

BANDEDGE (LOW CHANNEL)

HORIZONTAL RESULT

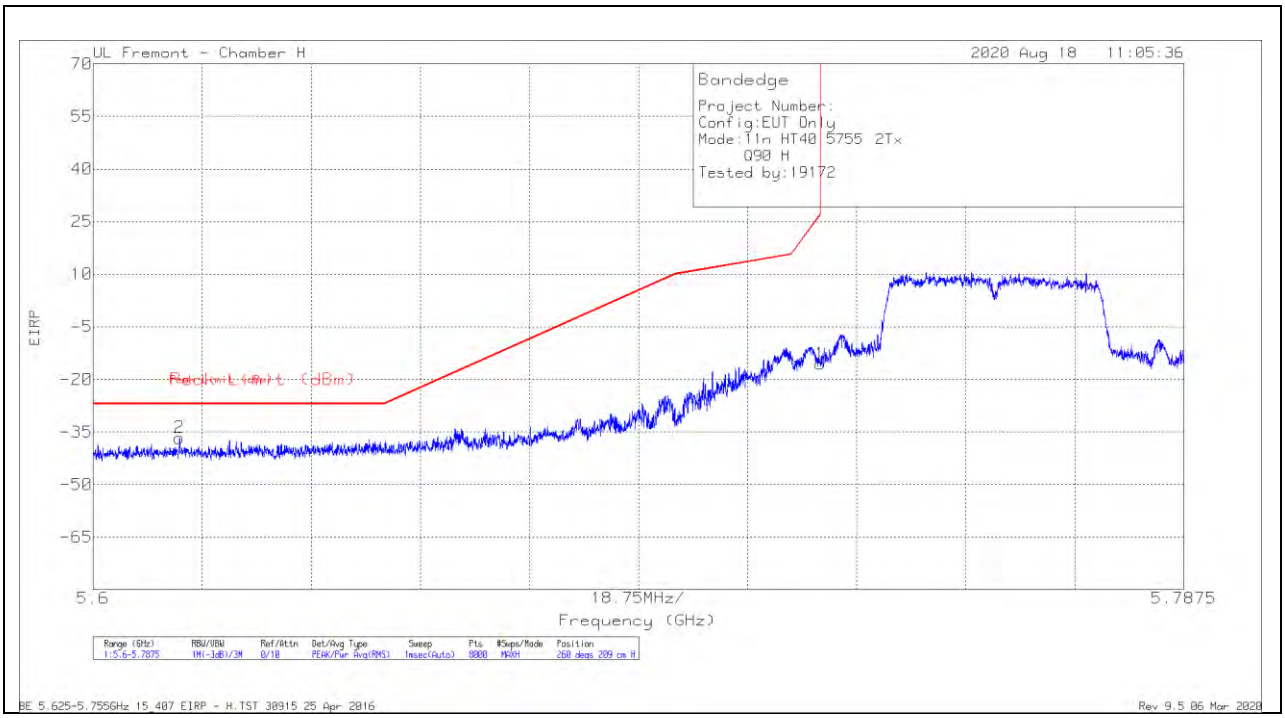

Marker	Frequency (GHz)	Meter Reading (dBm)	Det	AF T863 (dB/m)	Amp/Cbl/Fltr/Pad (dB)	Conversion Factor (dB)	DC Corr (dB)	Corrected Reading EIRP	Peak Limit (dBm)	PK Margin (dB)	Azimuth (Degs)	Height (cm)	Polarity
2	5.61484	-62.63	Pk	35.2	-21.1	11.8	0	-36.73	-27	-9.73	260	209	H
1	5.72498	-41.22	Pk	35	-21.1	11.8	0	-15.52	26.96	-42.48	260	209	H

Pk - Peak detector

UL VERIFICATION SERVICES INC.
47173 Benicia Street, Fremont, CA 94538; USA TEL:(510) 319-4000 FAX:(510) 661-0888
This report shall not be reproduced except in full, without the written approval of UL Verification Services Inc.

VERTICAL RESULT

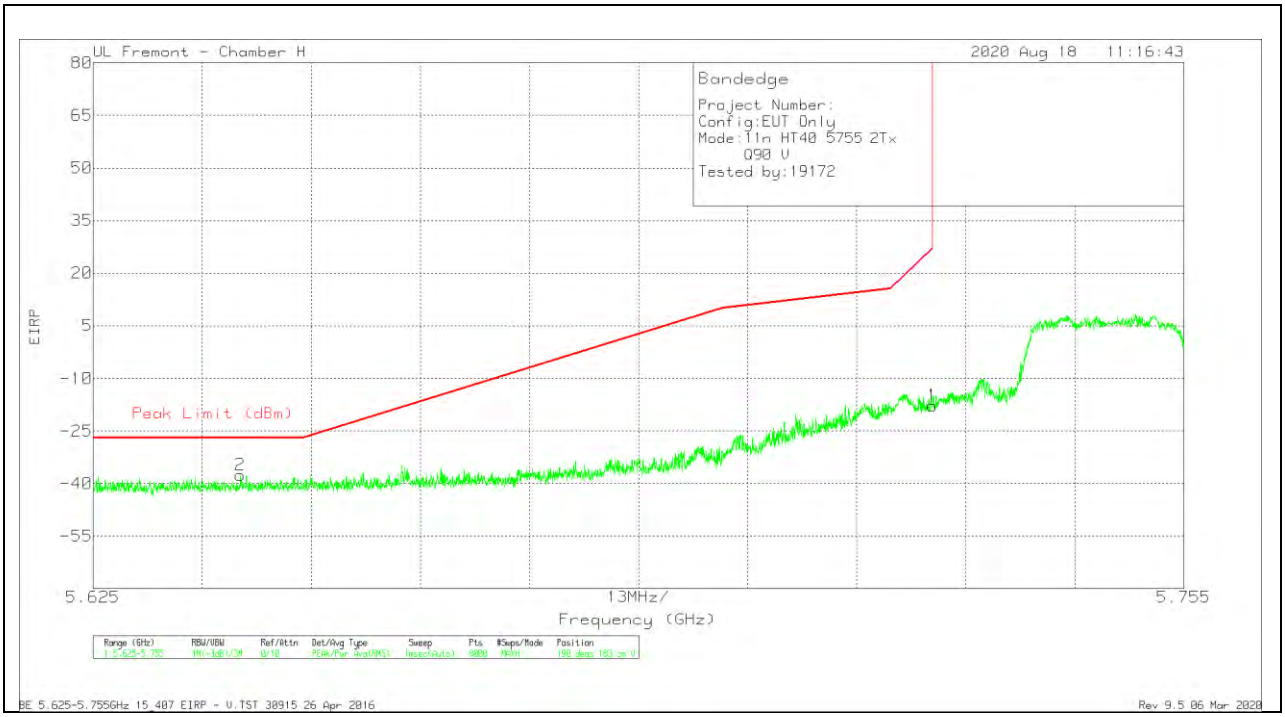

Marker	Frequency (GHz)	Meter Reading (dBm)	Det	AF T863 (dB/m)	Amp/Cbl/Fltr/Pad (dB)	Conversion Factor (dB)	DC Corr (dB)	Corrected Reading EIRP	Peak Limit (dBm)	PK Margin (dB)	Azimuth (Degs)	Height (cm)	Polarity
2	5.64254	-63.49	Pk	35.2	-21.1	11.8	0	-37.59	-27	-10.59	190	183	V
1	5.725	-43.43	Pk	35	-21.1	11.8	0	-17.73	27	-44.73	190	183	V

Pk - Peak detector

UL VERIFICATION SERVICES INC.
47173 Benicia Street, Fremont, CA 94538; USA TEL:(510) 319-4000 FAX:(510) 661-0888
This report shall not be reproduced except in full, without the written approval of UL Verification Services Inc.

BANDEDGE (HIGH CHANNEL)

HORIZONTAL RESULT

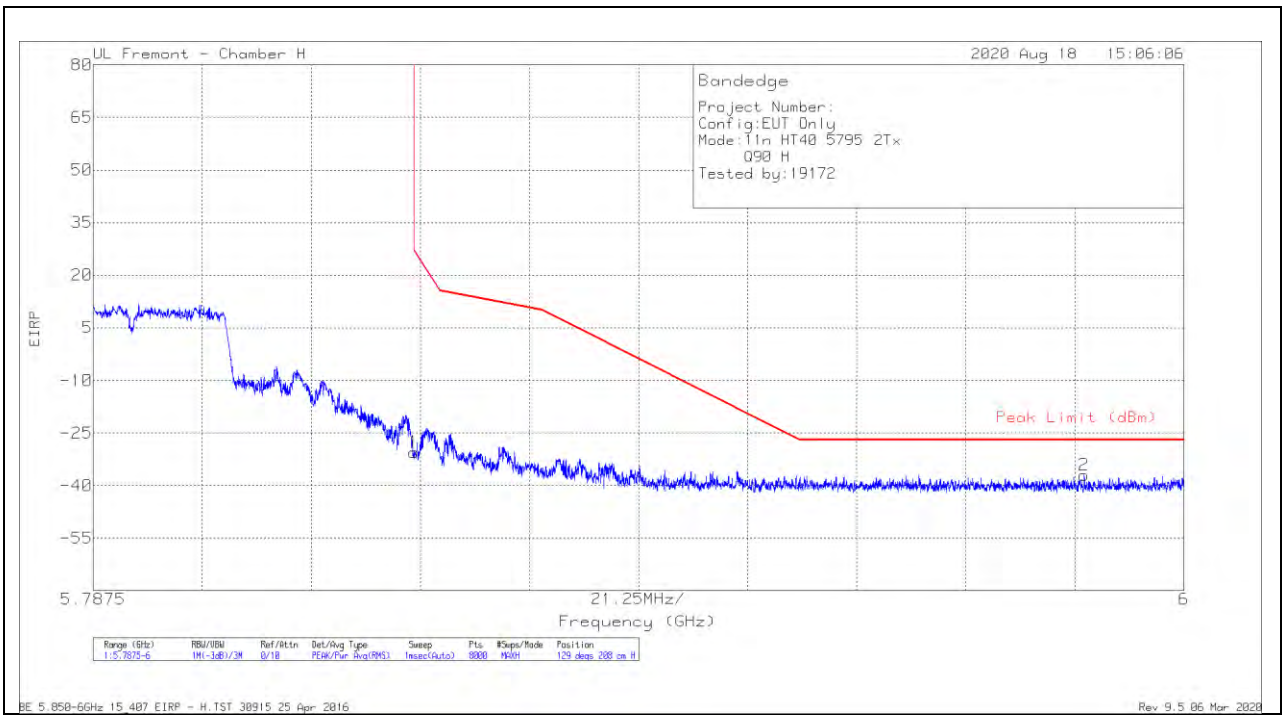

Marker	Frequency (GHz)	Meter Reading (dBm)	Det	AF T863 (dB/m)	Amp/Cbl/Fltr/Pad (dB)	Conversion Factor (dB)	DC Corr (dB)	Corrected Reading EIRP	Peak Limit (dBm)	PK Margin (dB)	Azimuth (Degs)	Height (cm)	Polarity
1	5.85001	-56.62	Pk	35	-20.7	11.8	0	-30.52	26.98	-57.5	129	208	H
2	5.98058	-63.63	Pk	35.2	-20.4	11.8	0	-37.03	-27	-10.03	129	208	H

Pk - Peak detector

UL VERIFICATION SERVICES INC.
47173 Benicia Street, Fremont, CA 94538; USA TEL:(510) 319-4000 FAX:(510) 661-0888
This report shall not be reproduced except in full, without the written approval of UL Verification Services Inc.

VERTICAL RESULT

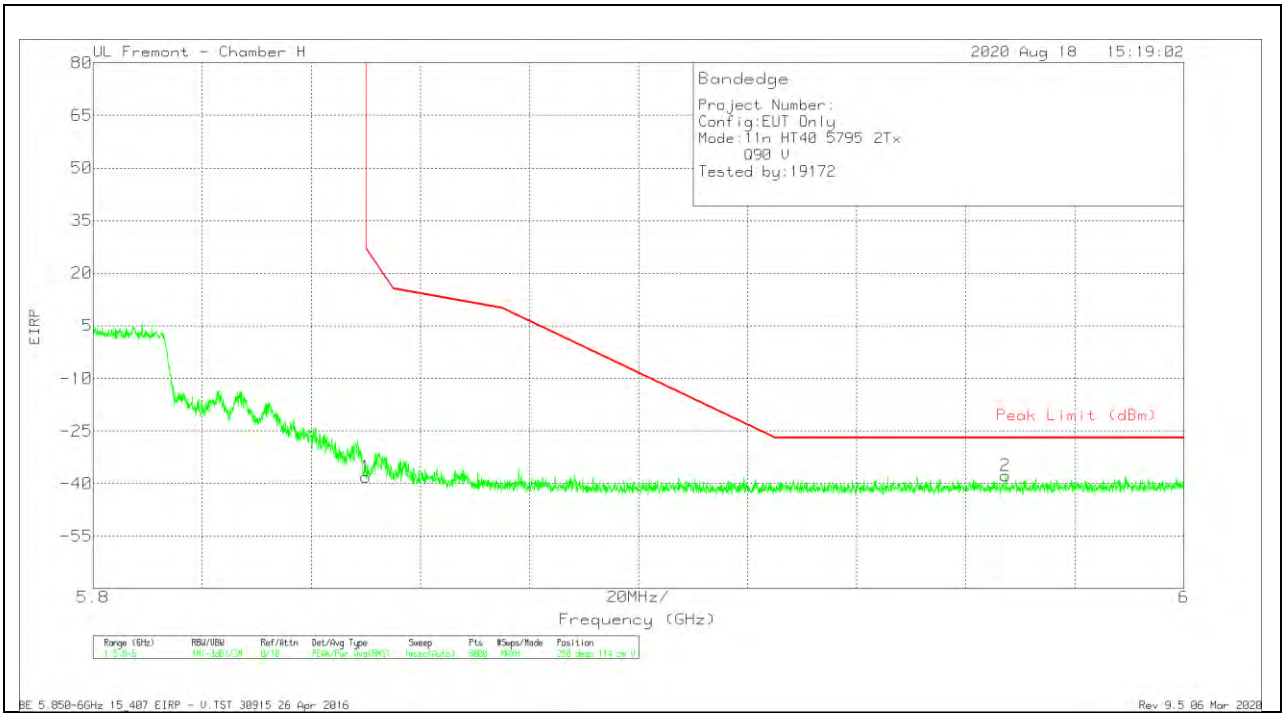

Marker	Frequency (GHz)	Meter Reading (dBm)	Det	AF T863 (dB/m)	Amp/Cbl/Fltr/Pad (dB)	Conversion Factor (dB)	DC Corr (dB)	Corrected Reading EIRP	Peak Limit (dBm)	PK Margin (dB)	Azimuth (Degs)	Height (cm)	Polarity
1	5.85001	-64.2	Pk	35	-20.7	11.8	0	-38.1	26.99	-65.09	250	114	V
2	5.96735	-64.52	Pk	35.2	-20.3	11.8	0	-37.82	-27	-10.82	250	114	V

Pk - Peak detector

UL VERIFICATION SERVICES INC.
47173 Benicia Street, Fremont, CA 94538; USA TEL:(510) 319-4000 FAX:(510) 661-0888
This report shall not be reproduced except in full, without the written approval of UL Verification Services Inc.

1.1.21. TX ABOVE 1 GHz 802.11ac VHT80 MODE IN THE 5.8 GHz Band

1TX ANT 5

BANDEDGE (CHANNEL 155 LOW EDGE)

HORIZONTAL RESULT

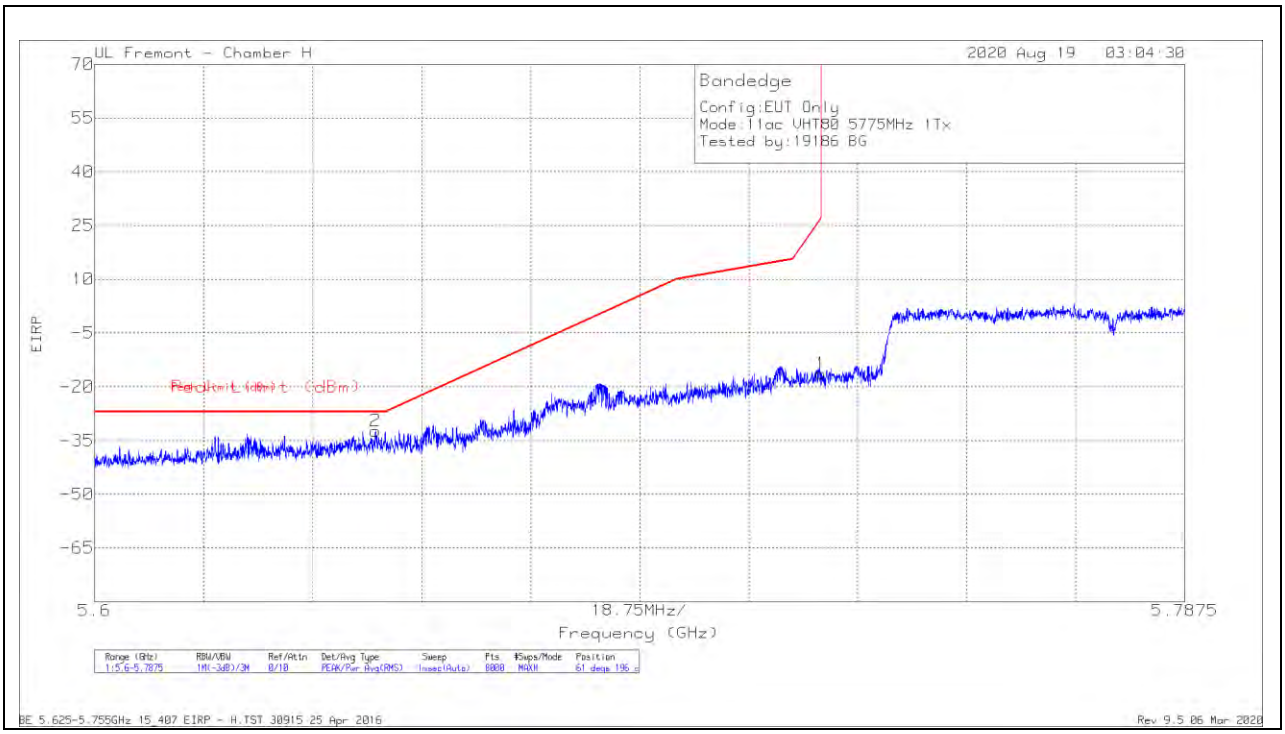

Marker	Frequency (GHz)	Meter Reading (dBm)	Det	AF T863 (dB/m)	Amp/Cbl/Fltr/Pad (dB)	Conversion Factor (dB)	DC Corr (dB)	Corrected Reading EIRP	Peak Limit (dBm)	PK Margin (dB)	Azimuth (Degs)	Height (cm)	Polarity
2	5.64829	-58.24	Pk	35.1	-21	11.8	0	-32.34	-27	-5.34	61	196	H
1	5.72498	-42.09	Pk	35	-21.1	11.8	0	-16.39	26.96	-43.35	61	196	H

Pk - Peak detector

UL VERIFICATION SERVICES INC.
47173 Benicia Street, Fremont, CA 94538; USA TEL:(510) 319-4000 FAX:(510) 661-0888
This report shall not be reproduced except in full, without the written approval of UL Verification Services Inc.

VERTICAL RESULT

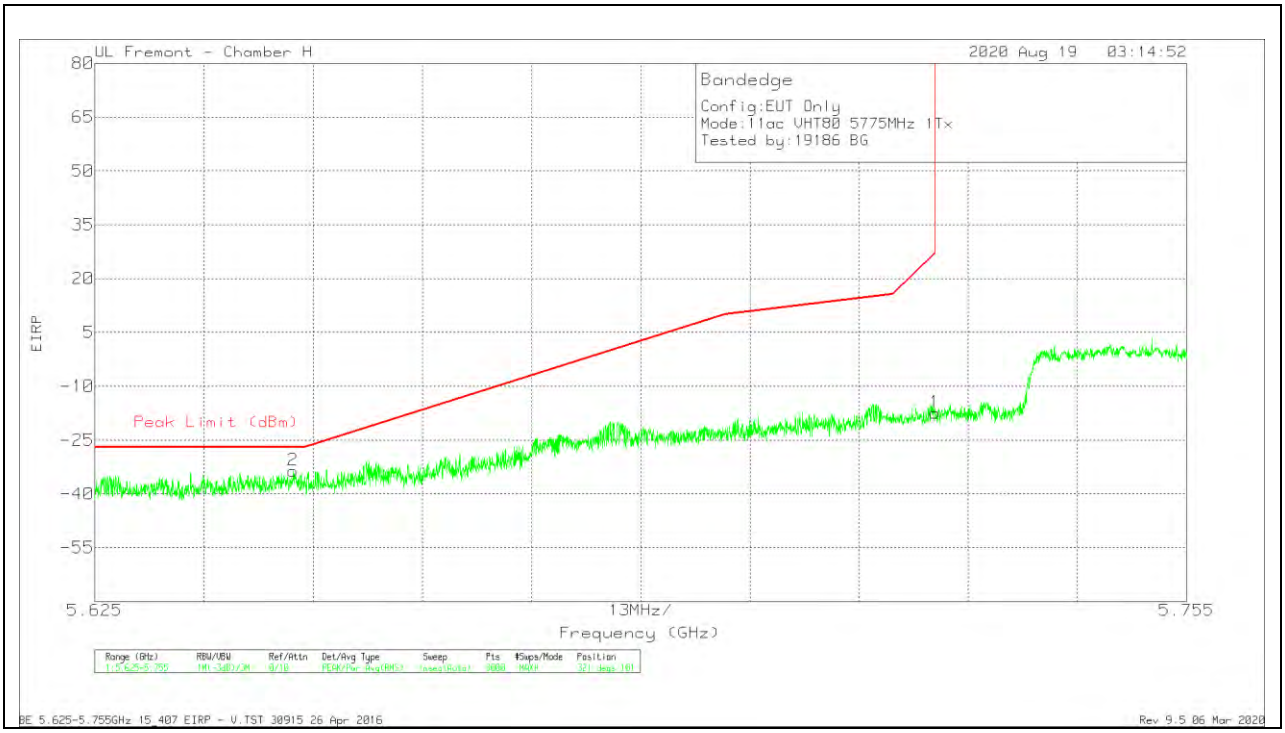

Marker	Frequency (GHz)	Meter Reading (dBm)	Det	AF T863 (dB/m)	Amp/Cbl/Fltr/Pad (dB)	Conversion Factor (dB)	DC Corr (dB)	Corrected Reading EIRP	Peak Limit (dBm)	PK Margin (dB)	Azimuth (Degs)	Height (cm)	Polarity
2	5.6486	-59.4	Pk	35.1	-21	11.8	0	-33.5	-27	-6.5	321	101	V
1	5.725	-43.06	Pk	35	-21.1	11.8	0	-17.36	27	-44.36	321	101	V

Pk - Peak detector

UL VERIFICATION SERVICES INC.
47173 Benicia Street, Fremont, CA 94538; USA TEL:(510) 319-4000 FAX:(510) 661-0888
This report shall not be reproduced except in full, without the written approval of UL Verification Services Inc.

BANDEDGE (CHANNEL 155 HIGH EDGE)

HORIZONTAL RESULT

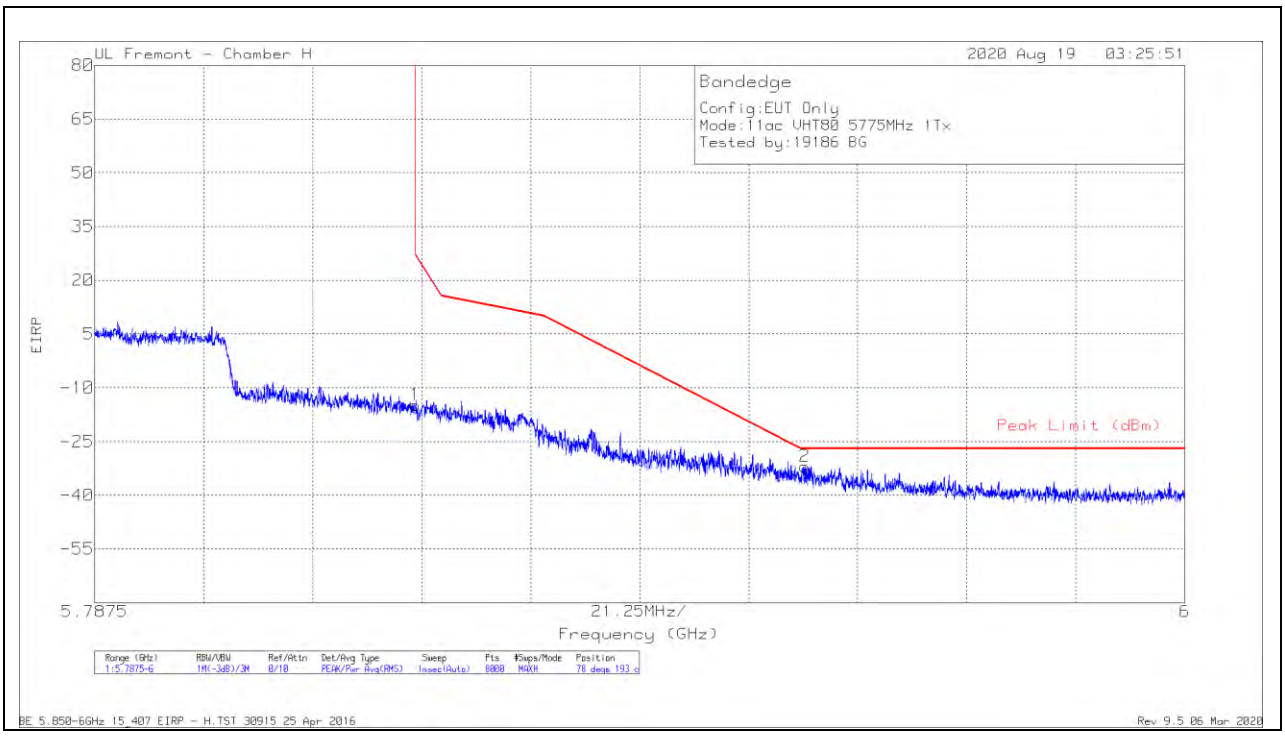

Marker	Frequency (GHz)	Meter Reading (dBm)	Det	AF T863 (dB/m)	Amp/Cbl/Fltr/Pad (dB)	Conversion Factor (dB)	DC Corr (dB)	Corrected Reading EIRP	Peak Limit (dBm)	PK Margin (dB)	Azimuth (Degs)	Height (cm)	Polarity
1	5.85001	-40.9	Pk	35	-20.7	11.8	0	-14.8	26.98	-41.78	78	193	H
2	5.92594	-58.45	Pk	35.1	-20.4	11.8	0	-31.95	-27	-4.95	78	193	H

Pk - Peak detector

UL VERIFICATION SERVICES INC.
47173 Benicia Street, Fremont, CA 94538; USA TEL:(510) 319-4000 FAX:(510) 661-0888
This report shall not be reproduced except in full, without the written approval of UL Verification Services Inc.

VERTICAL RESULT

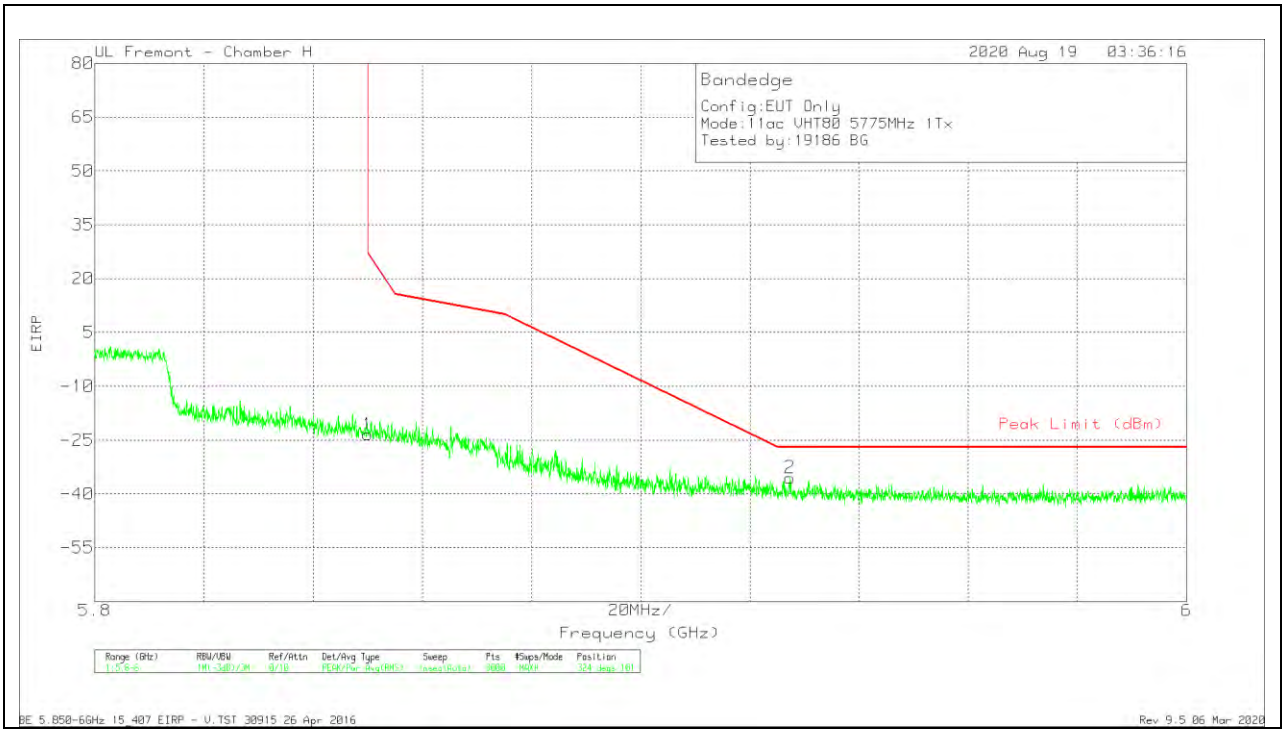

Marker	Frequency (GHz)	Meter Reading (dBm)	Det	AF T863 (dB/m)	Amp/Cbl/Fltr/Pad (dB)	Conversion Factor (dB)	DC Corr (dB)	Corrected Reading EIRP	Peak Limit (dBm)	PK Margin (dB)	Azimuth (Degs)	Height (cm)	Polarity
1	5.85001	-49.56	Pk	35	-20.7	11.8	0	-23.46	26.99	-50.45	324	101	V
2	5.92737	-62.04	Pk	35.1	-20.4	11.8	0	-35.54	-27	-8.54	324	101	V

Pk - Peak detector

UL VERIFICATION SERVICES INC.
47173 Benicia Street, Fremont, CA 94538; USA TEL:(510) 319-4000 FAX:(510) 661-0888
This report shall not be reproduced except in full, without the written approval of UL Verification Services Inc.

1TX ANT 6

BANDEDGE (CHANNEL 155 LOW EDGE)

HORIZONTAL RESULT

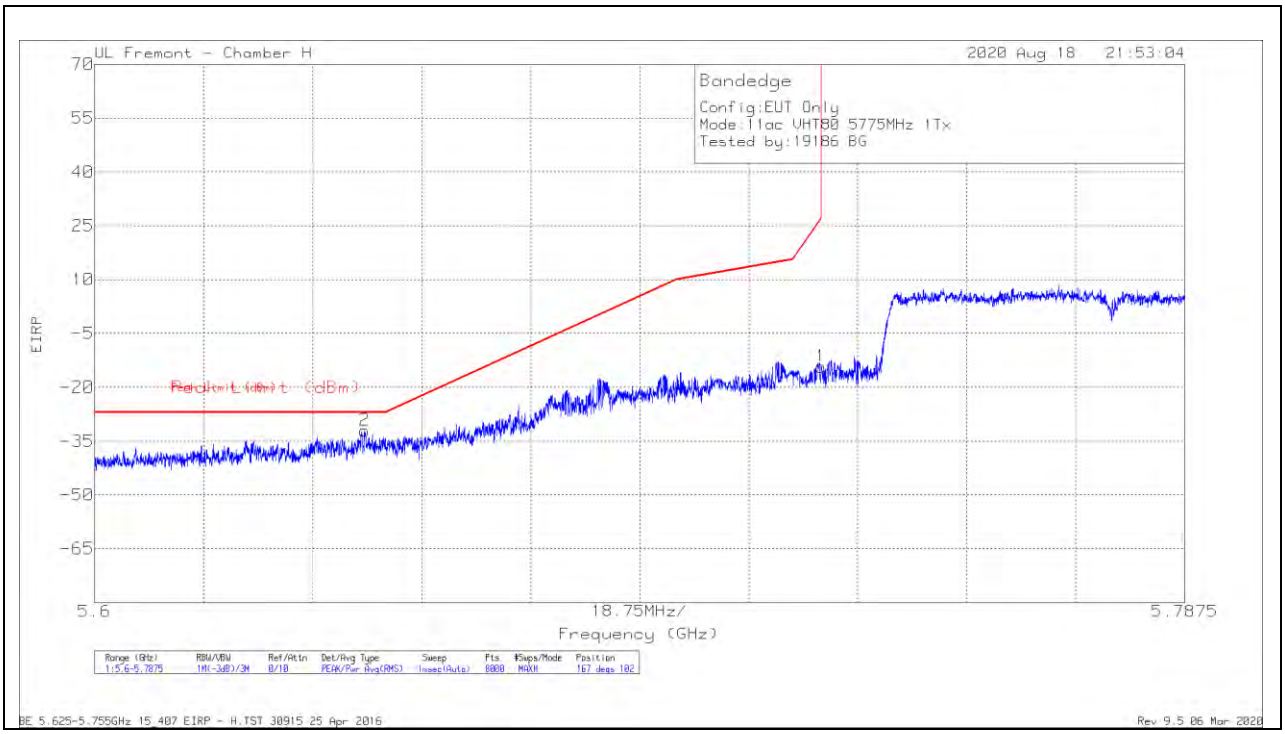

Marker	Frequency (GHz)	Meter Reading (dBm)	Det	AF T863 (dB/m)	Amp/Cbl/Fltr/Pad (dB)	Conversion Factor (dB)	DC Corr (dB)	Corrected Reading EIRP	Peak Limit (dBm)	PK Margin (dB)	Azimuth (Degs)	Height (cm)	Polarity
2	5.64641	-58.05	Pk	35.2	-21	11.8	0	-32.05	-27	-5.05	167	102	H
1	5.72498	-39.97	Pk	35	-21.1	11.8	0	-14.27	26.96	-41.23	167	102	H

Pk - Peak detector

UL VERIFICATION SERVICES INC.
47173 Benicia Street, Fremont, CA 94538; USA TEL:(510) 319-4000 FAX:(510) 661-0888
This report shall not be reproduced except in full, without the written approval of UL Verification Services Inc.

VERTICAL RESULT

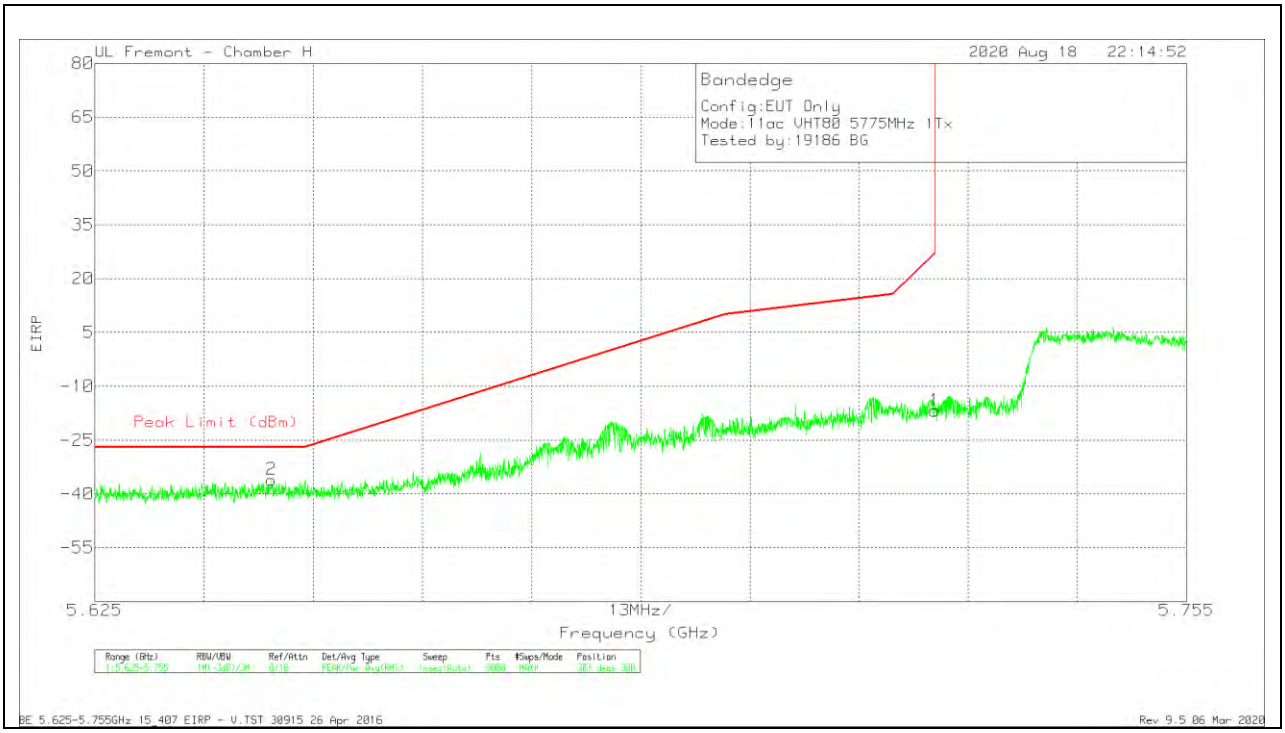

Marker	Frequency (GHz)	Meter Reading (dBm)	Det	AF T863 (dB/m)	Amp/Cbl/Fltr/Pad (dB)	Conversion Factor (dB)	DC Corr (dB)	Corrected Reading EIRP	Peak Limit (dBm)	PK Margin (dB)	Azimuth (Degs)	Height (cm)	Polarity
2	5.64606	-62.04	Pk	35.2	-21	11.8	0	-36.04	-27	-9.04	307	380	V
1	5.725	-42.48	Pk	35	-21.1	11.8	0	-16.78	27	-43.78	307	380	V

Pk - Peak detector

UL VERIFICATION SERVICES INC.
47173 Benicia Street, Fremont, CA 94538; USA TEL:(510) 319-4000 FAX:(510) 661-0888
This report shall not be reproduced except in full, without the written approval of UL Verification Services Inc.

BANDEDGE (CHANNEL 155 HIGH EDGE)

HORIZONTAL RESULT

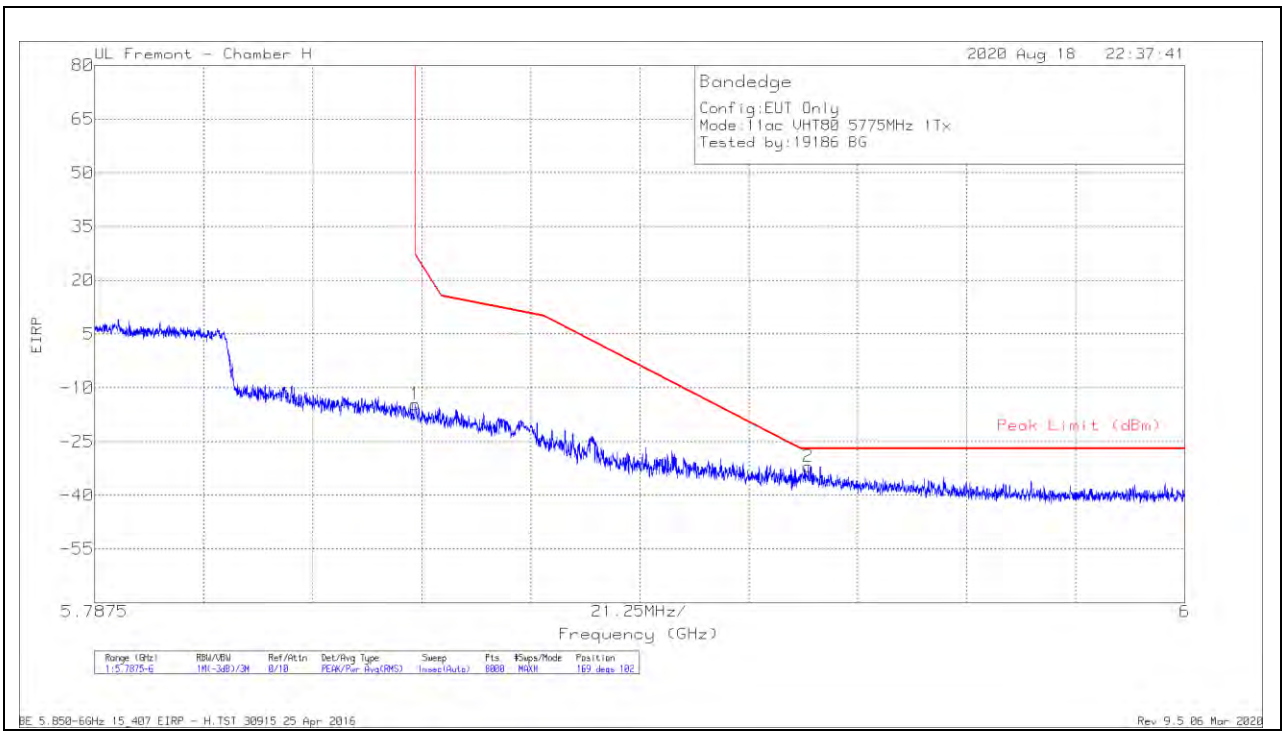

Marker	Frequency (GHz)	Meter Reading (dBm)	Det	AF T863 (dB/m)	Amp/Cbl/Fltr/Pad (dB)	Conversion Factor (dB)	DC Corr (dB)	Corrected Reading EIRP	Peak Limit (dBm)	PK Margin (dB)	Azimuth (Degs)	Height (cm)	Polarity
1	5.85001	-40.71	Pk	35	-20.7	11.8	0	-14.61	26.98	-41.59	169	102	H
2	5.9266	-58.52	Pk	35.1	-20.4	11.8	0	-32.02	-27	-5.02	169	102	H

Pk - Peak detector

UL VERIFICATION SERVICES INC.
47173 Benicia Street, Fremont, CA 94538; USA TEL:(510) 319-4000 FAX:(510) 661-0888
This report shall not be reproduced except in full, without the written approval of UL Verification Services Inc.

VERTICAL RESULT

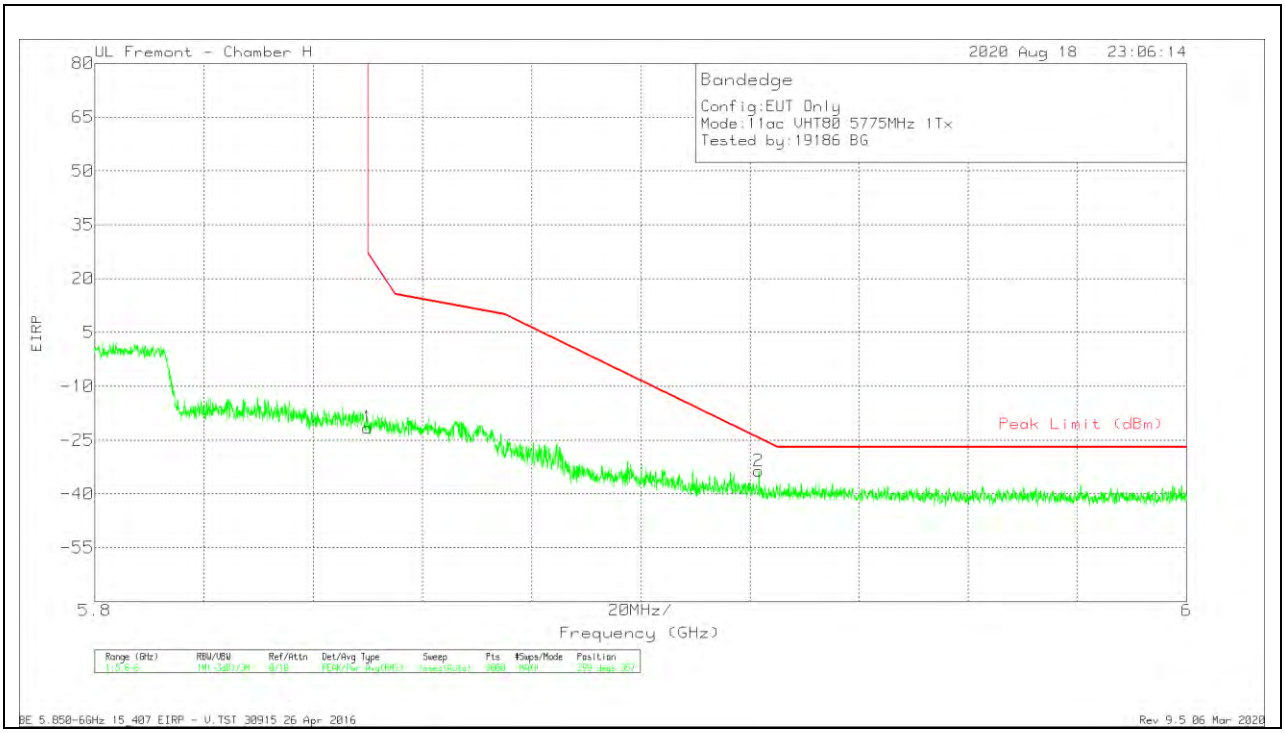

Marker	Frequency (GHz)	Meter Reading (dBm)	Det	AF T863 (dB/m)	Amp/Cbl/Fltr/Pad (dB)	Conversion Factor (dB)	DC Corr (dB)	Corrected Reading EIRP	Peak Limit (dBm)	PK Margin (dB)	Azimuth (Degs)	Height (cm)	Polarity
1	5.85001	-47.61	Pk	35	-20.7	11.8	0	-21.51	26.99	-48.5	299	357	V
2	5.92164	-60.02	Pk	35.1	-20.5	11.8	0	-33.62	-24.51	-9.11	299	357	V

Pk - Peak detector

UL VERIFICATION SERVICES INC.
47173 Benicia Street, Fremont, CA 94538; USA TEL:(510) 319-4000 FAX:(510) 661-0888
This report shall not be reproduced except in full, without the written approval of UL Verification Services Inc.

2TX ANT 5 + ANT 6 CDD MODE

BANDEDGE (CHANNEL 155 LOW EDGE)

HORIZONTAL RESULT

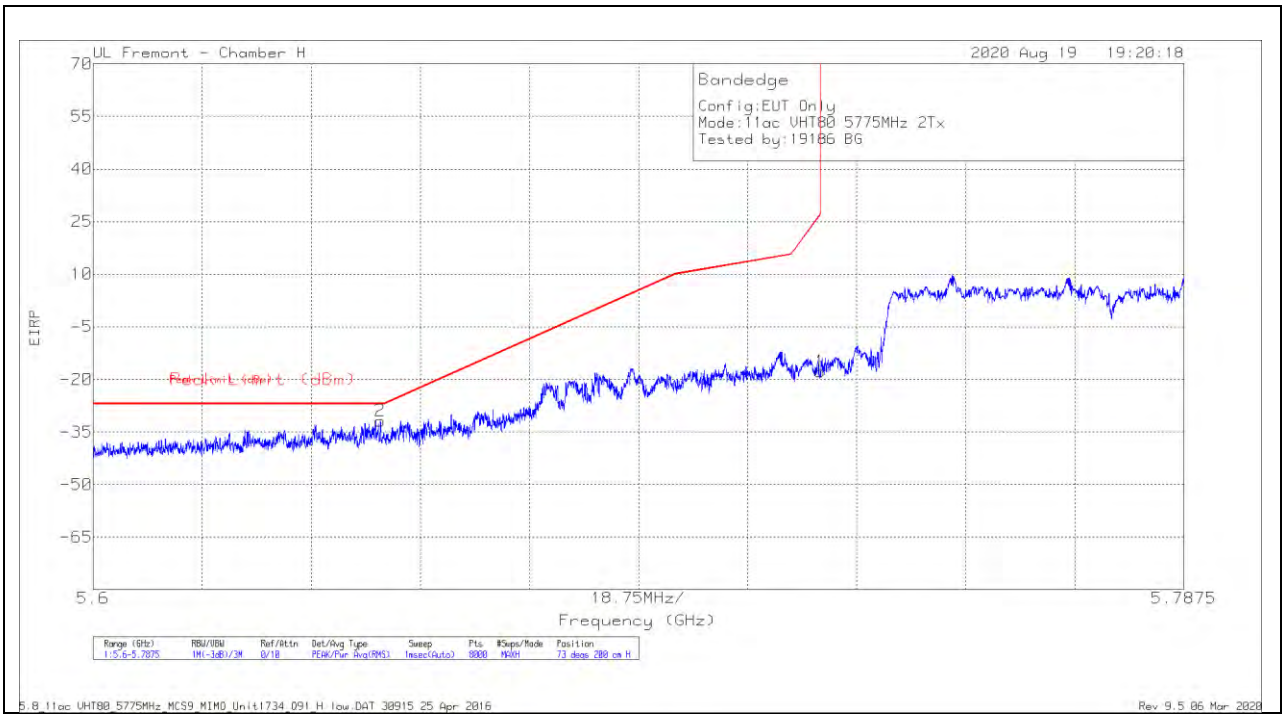

Marker	Frequency (GHz)	Meter Reading (dBm)	Det	AF T863 (dB/m)	Amp/Cbl/Fltr/Pad (dB)	Conversion Factor (dB)	DC Corr (dB)	Corrected Reading EIRP	Peak Limit (dBm)	PK Margin (dB)	Azimuth (Degs)	Height (cm)	Polarity
2	5.64939	-57.68	Pk	35.1	-21	11.8	0	-31.78	-27	-4.78	73	200	H
1	5.72498	-43.54	Pk	35	-21.1	11.8	0	-17.84	26.96	-44.8	73	200	H

* - indicates frequency in CFR47 Pt 15 / IC RSS-Restricted Band
Pk - Peak detector

UL VERIFICATION SERVICES INC.
47173 Benicia Street, Fremont, CA 94538; USA TEL:(510) 319-4000 FAX:(510) 661-0888
This report shall not be reproduced except in full, without the written approval of UL Verification Services Inc.

VERTICAL RESULT

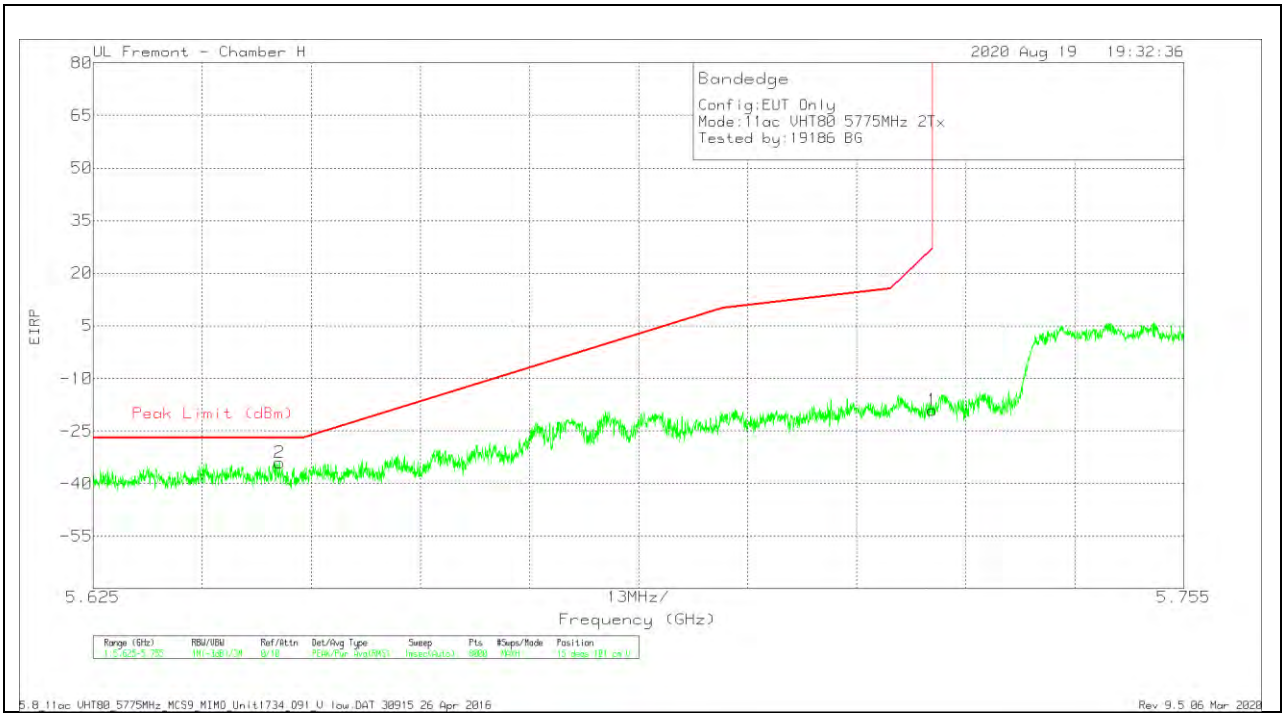

Marker	Frequency (GHz)	Meter Reading (dBm)	Det	AF T863 (dB/m)	Amp/Cbl/Fltr/Pad (dB)	Conversion Factor (dB)	DC Corr (dB)	Corrected Reading EIRP	Peak Limit (dBm)	PK Margin (dB)	Azimuth (Degs)	Height (cm)	Polarity
2	5.6472	-60	Pk	35.1	-21	11.8	0	-34.1	-27	-7.1	15	101	V
1	5.725	-44.77	Pk	35	-21.1	11.8	0	-19.07	27	-46.07	15	101	V

* - indicates frequency in CFR47 Pt 15 / IC RSS-Restricted Band
Pk - Peak detector

UL VERIFICATION SERVICES INC.
47173 Benicia Street, Fremont, CA 94538; USA TEL:(510) 319-4000 FAX:(510) 661-0888
This report shall not be reproduced except in full, without the written approval of UL Verification Services Inc.

BANDEDGE (CHANNEL 155 HIGH EDGE)

HORIZONTAL RESULT

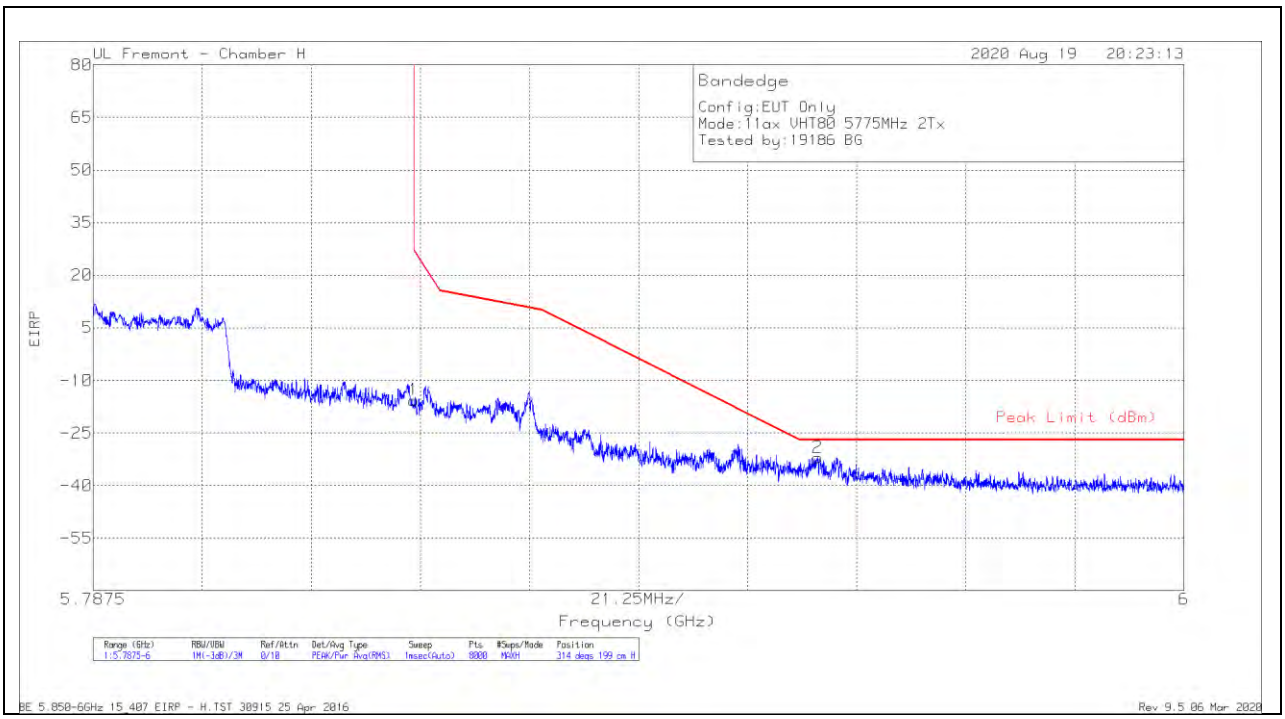

Marker	Frequency (GHz)	Meter Reading (dBm)	Det	AF T863 (dB/m)	Amp/Cbl/Fltr/Pad (dB)	Conversion Factor (dB)	DC Corr (dB)	Corrected Reading EIRP	Peak Limit (dBm)	PK Margin (dB)	Azimuth (Degs)	Height (cm)	Polarity
1	5.85001	-41.74	Pk	35	-20.7	11.8	0	-15.64	26.98	-42.62	314	199	H
2	5.92867	-58.49	Pk	35.1	-20.4	11.8	0	-31.99	-27	-4.99	314	199	H

Pk - Peak detector

UL VERIFICATION SERVICES INC.
47173 Benicia Street, Fremont, CA 94538; USA TEL:(510) 319-4000 FAX:(510) 661-0888
This report shall not be reproduced except in full, without the written approval of UL Verification Services Inc.

VERTICAL RESULT

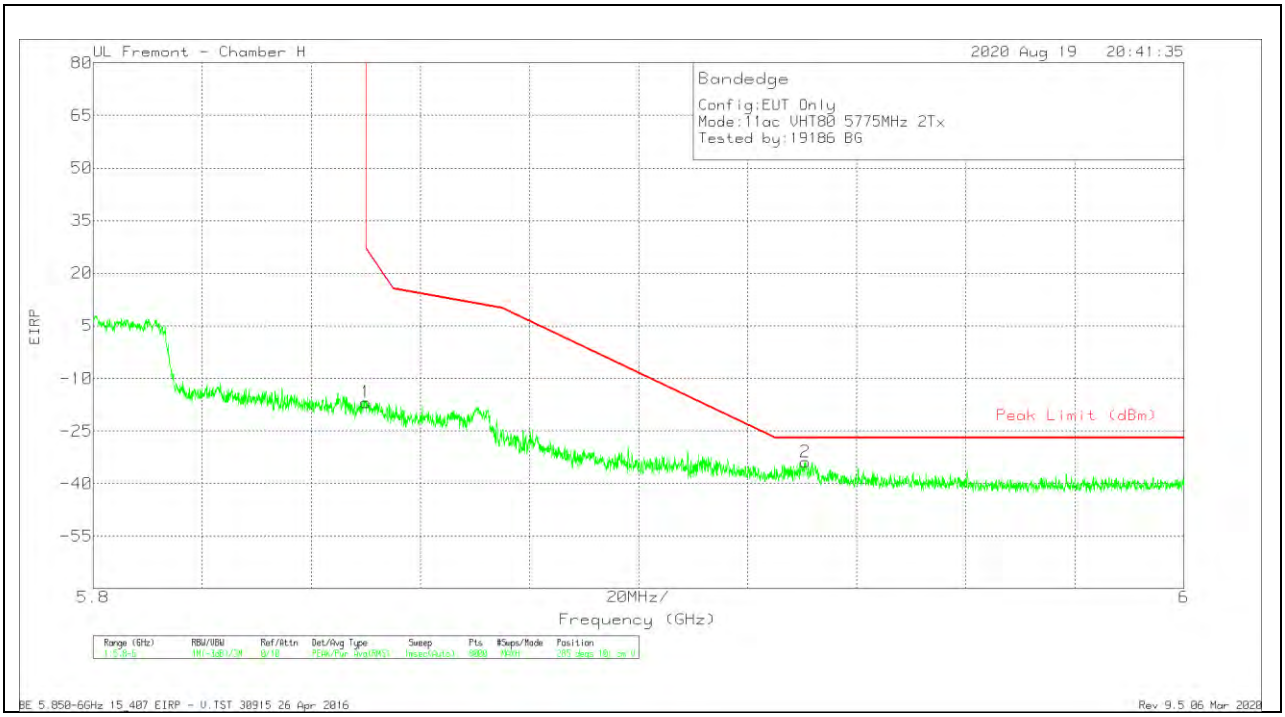

Marker	Frequency (GHz)	Meter Reading (dBm)	Det	AF T863 (dB/m)	Amp/Cbl/Fltr/Pad (dB)	Conversion Factor (dB)	DC Corr (dB)	Corrected Reading EIRP	Peak Limit (dBm)	PK Margin (dB)	Azimuth (Degs)	Height (cm)	Polarity
1	5.85001	-42.9	Pk	35	-20.7	11.8	0	-16.8	26.99	-43.79	285	101	V
2	5.93062	-60.43	Pk	35.1	-20.4	11.8	0	-33.93	-27	-6.93	285	101	V

Pk - Peak detector

UL VERIFICATION SERVICES INC.
47173 Benicia Street, Fremont, CA 94538; USA TEL:(510) 319-4000 FAX:(510) 661-0888
This report shall not be reproduced except in full, without the written approval of UL Verification Services Inc.

1.1.22. TX ABOVE 1 GHz 802.11ax HE20 MODE IN THE 5.8 GHz BAND

1TX ANT 5 – SU, RU Index 61

BANDEDGE (LOW CHANNEL)

HORIZONTAL RESULT

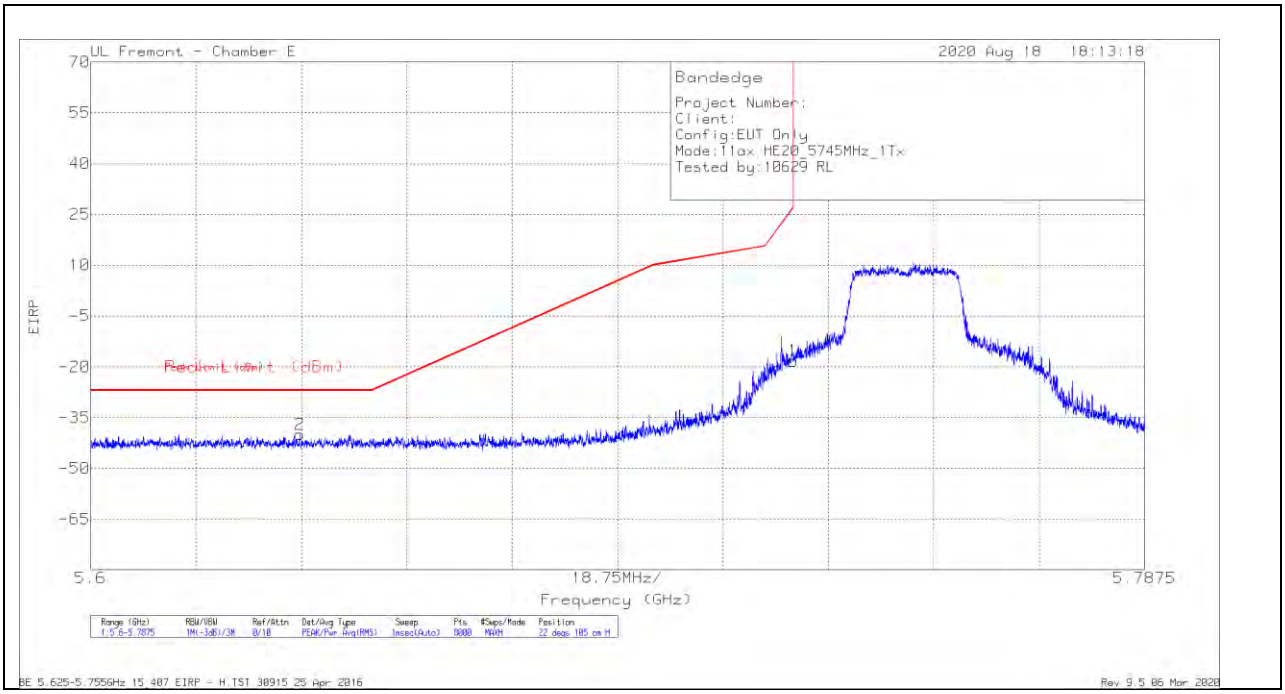

Marker	Frequency (GHz)	Meter Reading (dBm)	Det	AF T712 (dB/m)	Amp/Cbl/Fltr/Pad (dB)	Conversion Factor (dB)	Corrected Reading EIRP	Peak Limit (dBm)	PK Margin (dB)	Azimuth (Degs)	Height (cm)	Polarity
2	5.6372	-64.73	Pk	34.6	-21.6	11.8	-39.93	-27	-12.93	22	105	H
1	5.72498	-43.54	Pk	34.7	-21.2	11.8	-18.24	26.96	-45.2	22	105	H

Pk - Peak detector

UL VERIFICATION SERVICES INC.
47173 Benicia Street, Fremont, CA 94538; USA TEL:(510) 319-4000 FAX:(510) 661-0888
This report shall not be reproduced except in full, without the written approval of UL Verification Services Inc.

VERTICAL RESULT

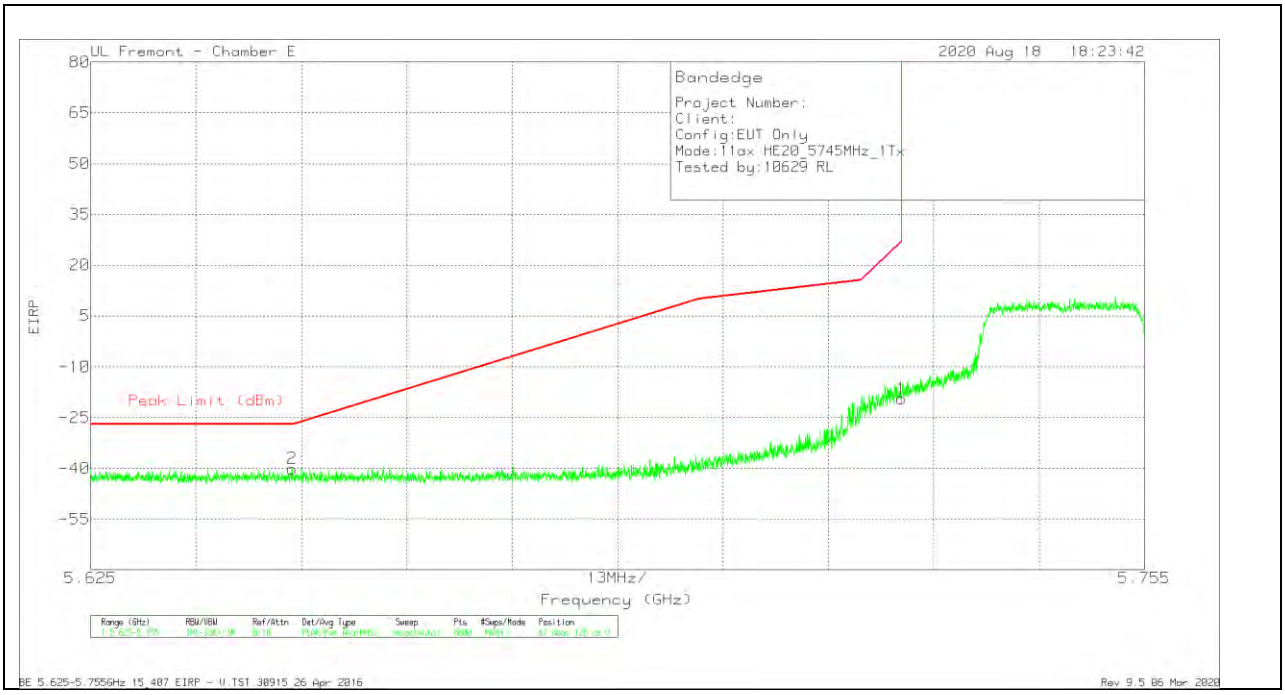

Marker	Frequency (GHz)	Meter Reading (dBm)	Det	AF T712 (dB/m)	Amp/Cbl/Fltr/Pad (dB)	Conversion Factor (dB)	Corrected Reading EIRP	Peak Limit (dBm)	PK Margin (dB)	Azimuth (Degs)	Height (cm)	Polarity
2	5.64985	-65.05	Pk	34.7	-21.5	11.8	-40.05	-27	-13.05	67	126	V
1	5.725	-44.68	Pk	34.7	-21.2	11.8	-19.38	27	-46.38	67	126	V

Pk - Peak detector

UL VERIFICATION SERVICES INC.
47173 Benicia Street, Fremont, CA 94538; USA TEL:(510) 319-4000 FAX:(510) 661-0888
This report shall not be reproduced except in full, without the written approval of UL Verification Services Inc.

BANDEDGE (HIGH CHANNEL)

HORIZONTAL RESULT

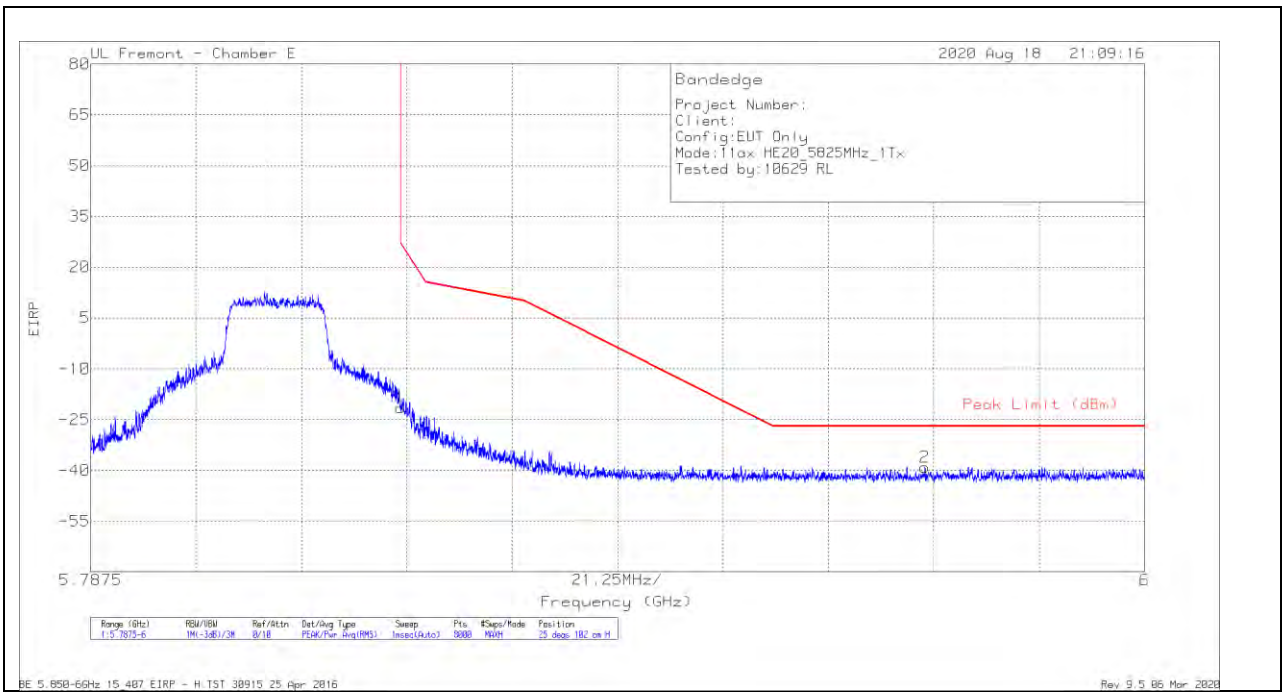

Marker	Frequency (GHz)	Meter Reading (dBm)	Det	AF T712 (dB/m)	Amp/Cbl/Fltr/Pad (dB)	Conversion Factor (dB)	Corrected Reading EIRP	Peak Limit (dBm)	PK Margin (dB)	Azimuth (Degs)	Height (cm)	Polarity
1	5.85001	-47.41	Pk	34.9	-20.7	11.8	-21.41	26.98	-48.39	25	102	H
2	5.95572	-64.98	Pk	35.1	-20.9	11.8	-38.98	-27	-11.98	25	102	H

Pk - Peak detector

UL VERIFICATION SERVICES INC.
47173 Benicia Street, Fremont, CA 94538; USA TEL:(510) 319-4000 FAX:(510) 661-0888
This report shall not be reproduced except in full, without the written approval of UL Verification Services Inc.

VERTICAL RESULT

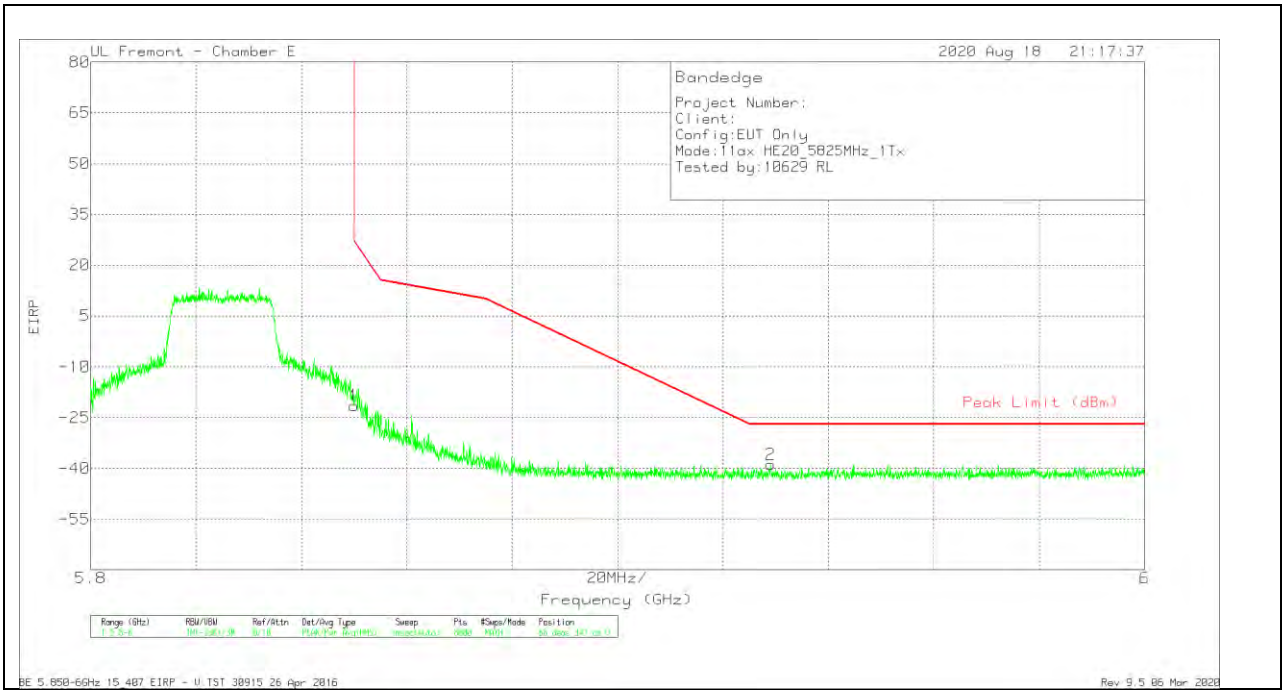

Marker	Frequency (GHz)	Meter Reading (dBm)	Det	AF T712 (dB/m)	Amp/Cbl/Fltr/Pad (dB)	Conversion Factor (dB)	Corrected Reading EIRP	Peak Limit (dBm)	PK Margin (dB)	Azimuth (Degs)	Height (cm)	Polarity
1	5.85001	-47.55	Pk	34.9	-20.7	11.8	-21.55	26.99	-48.54	68	347	V
2	5.92902	-64.72	Pk	35.1	-21	11.8	-38.82	-27	-11.82	68	347	V

Pk - Peak detector

UL VERIFICATION SERVICES INC.
47173 Benicia Street, Fremont, CA 94538; USA TEL:(510) 319-4000 FAX:(510) 661-0888
This report shall not be reproduced except in full, without the written approval of UL Verification Services Inc.

1TX ANT 5 – 26 Tones, RU Index 0

BANDEDGE (LOW CHANNEL)

HORIZONTAL RESULT

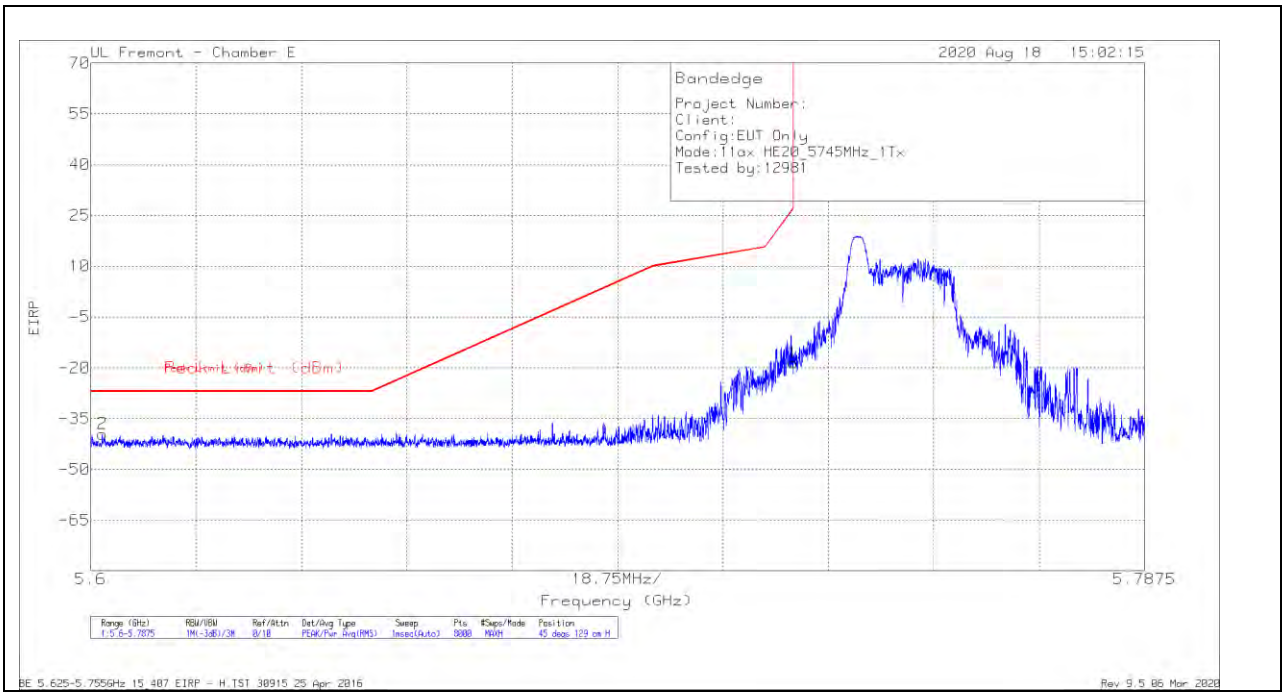

Marker	Frequency (GHz)	Meter Reading (dBm)	Det	AF T712 (dB/m)	Amp/Cbl/Fltr/Pad (dB)	Conversion Factor (dB)	Corrected Reading EIRP	Peak Limit (dBm)	PK Margin (dB)	Azimuth (Degs)	Height (cm)	Polarity
2	5.60209	-64.21	Pk	34.7	-21.8	11.8	-39.51	-27	-12.51	45	129	H
1	5.72498	-43.76	Pk	34.7	-21.2	11.8	-18.46	26.96	-45.42	45	129	H

Pk - Peak detector

UL VERIFICATION SERVICES INC.
47173 Benicia Street, Fremont, CA 94538; USA TEL:(510) 319-4000 FAX:(510) 661-0888
This report shall not be reproduced except in full, without the written approval of UL Verification Services Inc.

VERTICAL RESULT

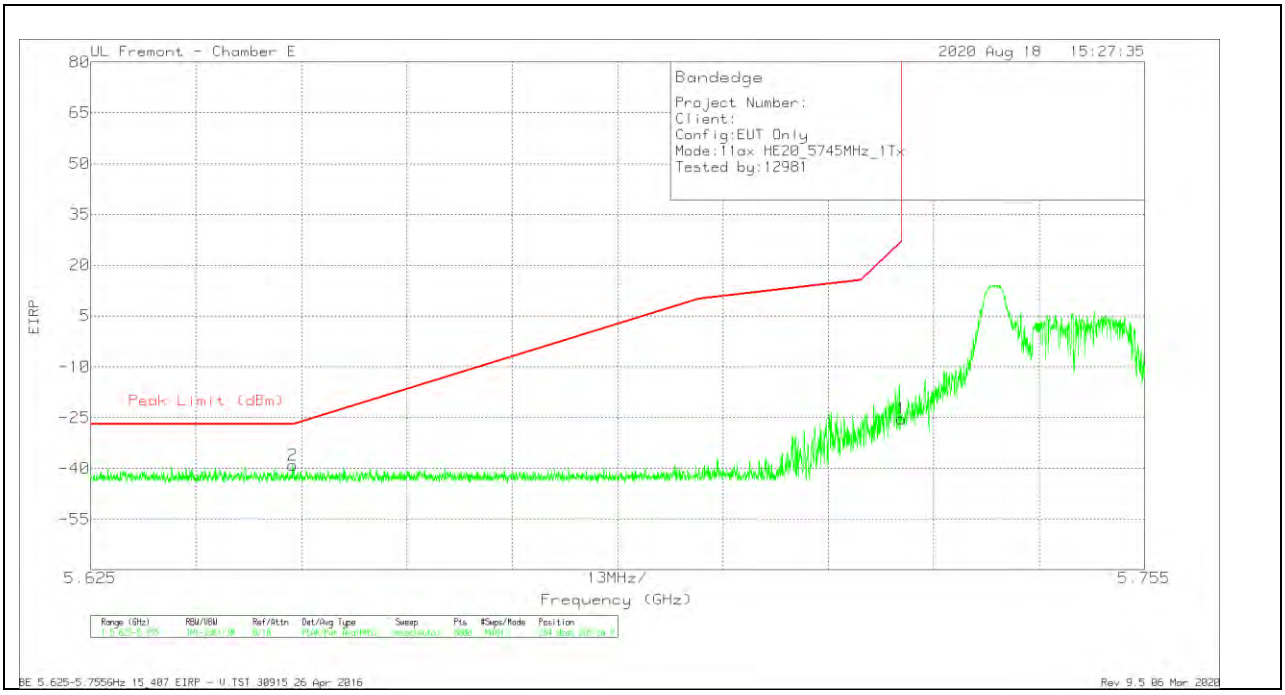

Marker	Frequency (GHz)	Meter Reading (dBm)	Det	AF T712 (dB/m)	Amp/Cbl/Fltr/Pad (dB)	Conversion Factor (dB)	Corrected Reading EIRP	Peak Limit (dBm)	PK Margin (dB)	Azimuth (Degs)	Height (cm)	Polarity
2	5.64991	-64.04	Pk	34.7	-21.5	11.8	-39.04	-27	-12.04	284	205	V
1	5.725	-50.68	Pk	34.7	-21.2	11.8	-25.38	27	-52.38	284	205	V

Pk - Peak detector

UL VERIFICATION SERVICES INC.
47173 Benicia Street, Fremont, CA 94538; USA TEL:(510) 319-4000 FAX:(510) 661-0888
This report shall not be reproduced except in full, without the written approval of UL Verification Services Inc.

1TX ANT 5 – 26 Tones, RU Index 8

BANDEDGE (HIGH CHANNEL)

HORIZONTAL RESULT

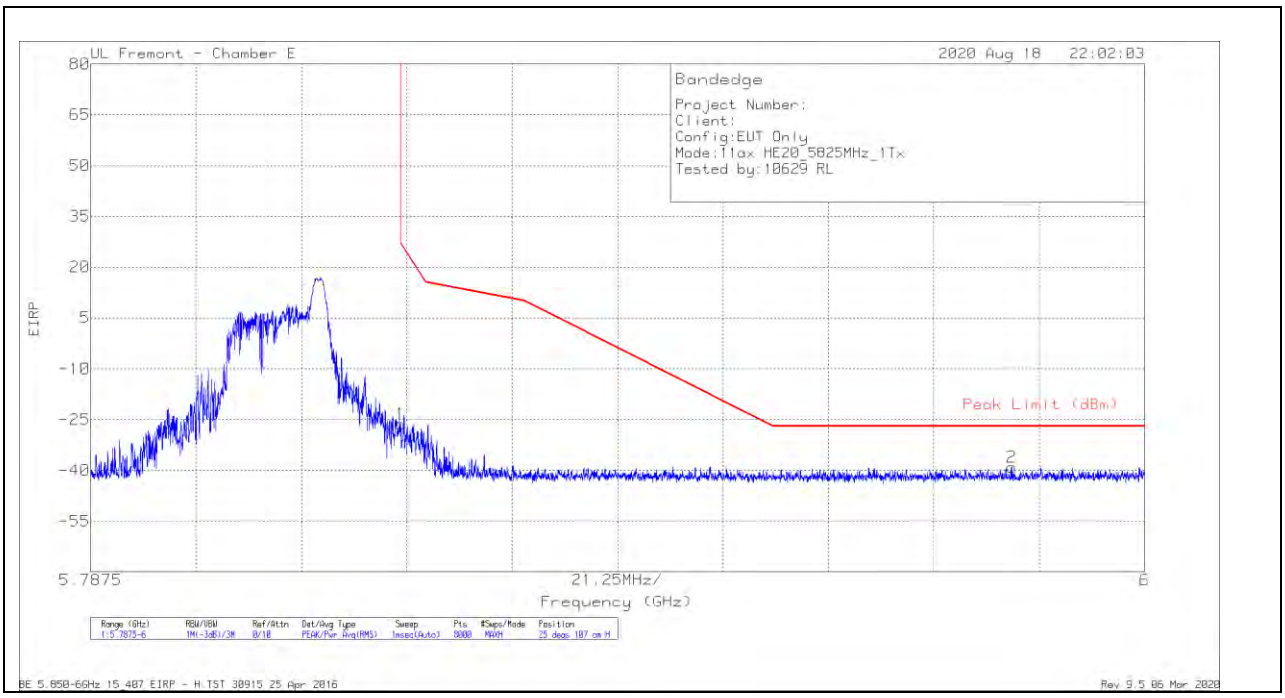

Marker	Frequency (GHz)	Meter Reading (dBm)	Det	AF T712 (dB/m)	Amp/Cbl/Fltr/Pad (dB)	Conversion Factor (dB)	Corrected Reading EIRP	Peak Limit (dBm)	PK Margin (dB)	Azimuth (Degs)	Height (cm)	Polarity
1	5.85001	-52.35	Pk	34.9	-20.7	11.8	-26.35	26.98	-53.33	25	107	H
2	5.97317	-65.16	Pk	35.2	-20.9	11.8	-39.06	-27	-12.06	25	107	H

Pk - Peak detector

UL VERIFICATION SERVICES INC.
47173 Benicia Street, Fremont, CA 94538; USA TEL:(510) 319-4000 FAX:(510) 661-0888
This report shall not be reproduced except in full, without the written approval of UL Verification Services Inc.

VERTICAL RESULT

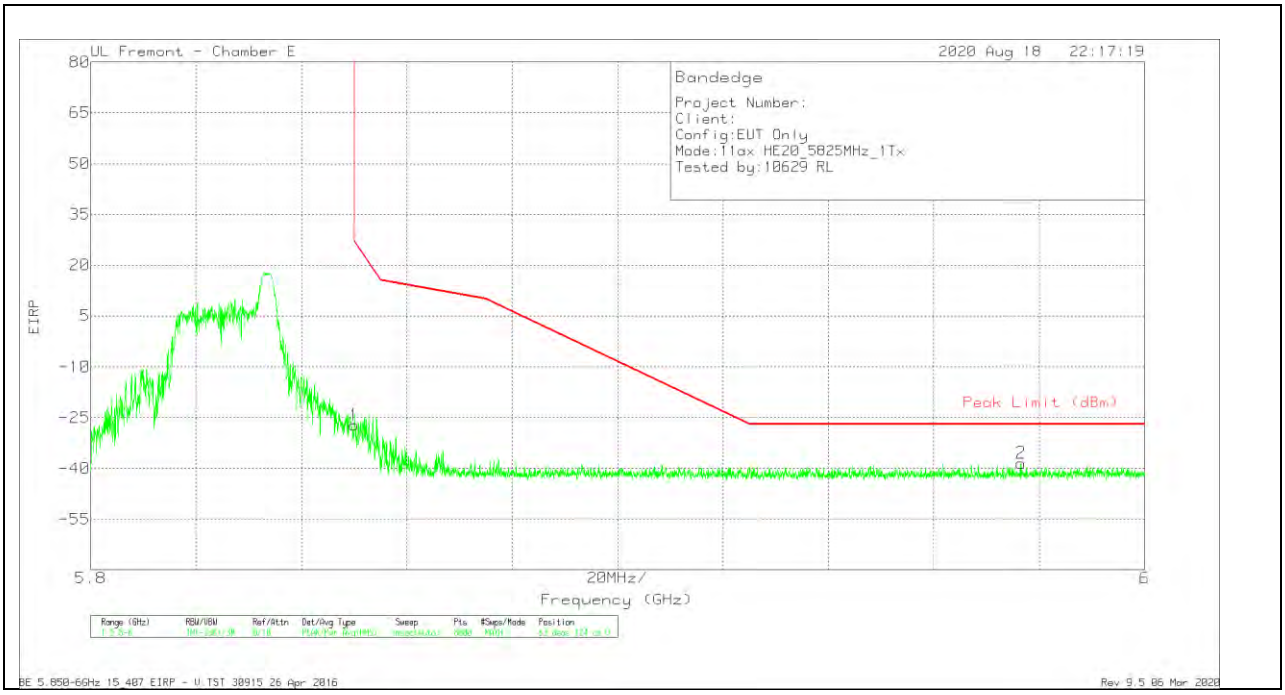

Marker	Frequency (GHz)	Meter Reading (dBm)	Det	AF T712 (dB/m)	Amp/Cbl/Fltr/Pad (dB)	Conversion Factor (dB)	Corrected Reading EIRP	Peak Limit (dBm)	PK Margin (dB)	Azimuth (Degs)	Height (cm)	Polarity
1	5.85001	-53.28	Pk	34.9	-20.7	11.8	-27.28	26.99	-54.27	63	124	V
2	5.97655	-64.49	Pk	35.2	-20.9	11.8	-38.39	-27	-11.39	63	124	V

Pk - Peak detector

UL VERIFICATION SERVICES INC.
47173 Benicia Street, Fremont, CA 94538; USA TEL:(510) 319-4000 FAX:(510) 661-0888
This report shall not be reproduced except in full, without the written approval of UL Verification Services Inc.

1TX ANT 6 – SU, RU Index 61

BANDEDGE (LOW CHANNEL)

HORIZONTAL RESULT

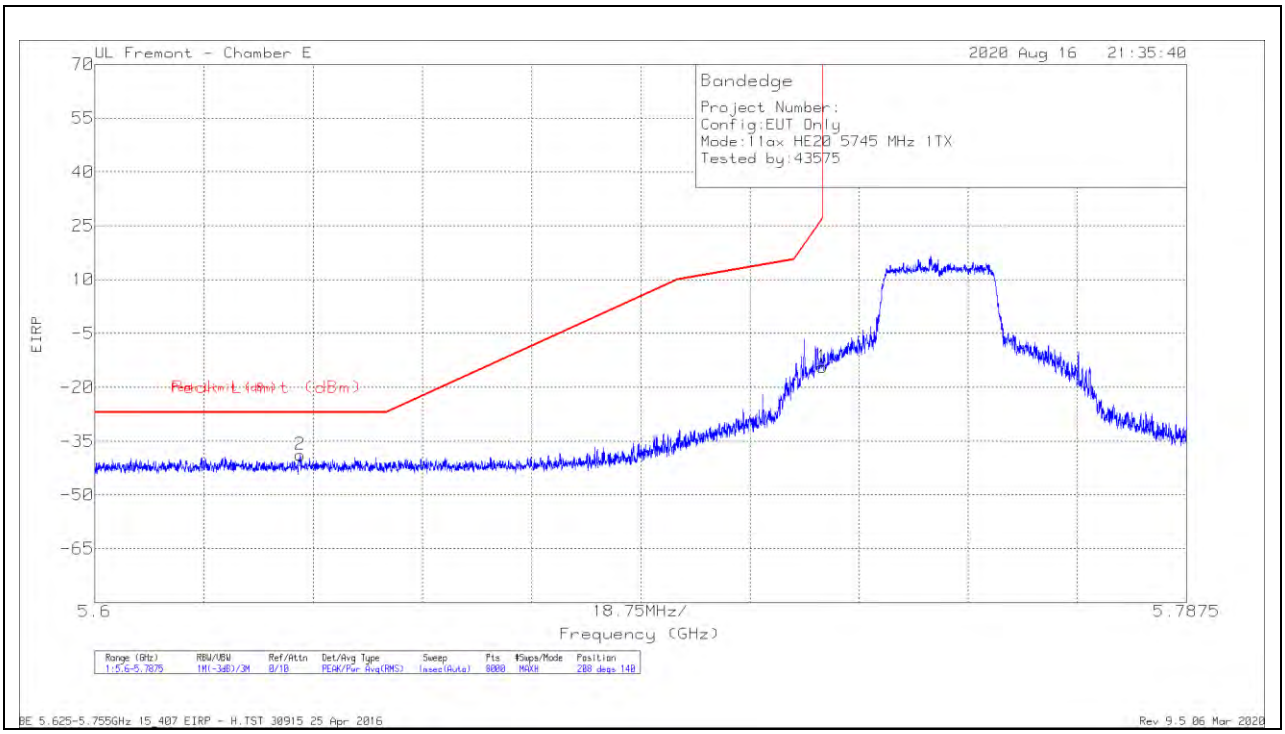

Marker	Frequency (GHz)	Meter Reading (dBm)	Det	AF T712 (dB/m)	Amp/Cbl/Fltr/Pad (dB)	Conversion Factor (dB)	Corrected Reading EIRP	Peak Limit (dBm)	PK Margin (dB)	Azimuth (Degs)	Height (cm)	Polarity
2	5.63528	-63.48	Pk	34.6	-21.7	11.8	-38.78	-27	-11.78	208	140	H
1	5.72498	-39.65	Pk	34.7	-21.2	11.8	-14.35	26.96	-41.31	208	140	H

Pk - Peak detector

UL VERIFICATION SERVICES INC.
47173 Benicia Street, Fremont, CA 94538; USA TEL:(510) 319-4000 FAX:(510) 661-0888
This report shall not be reproduced except in full, without the written approval of UL Verification Services Inc.

VERTICAL RESULT

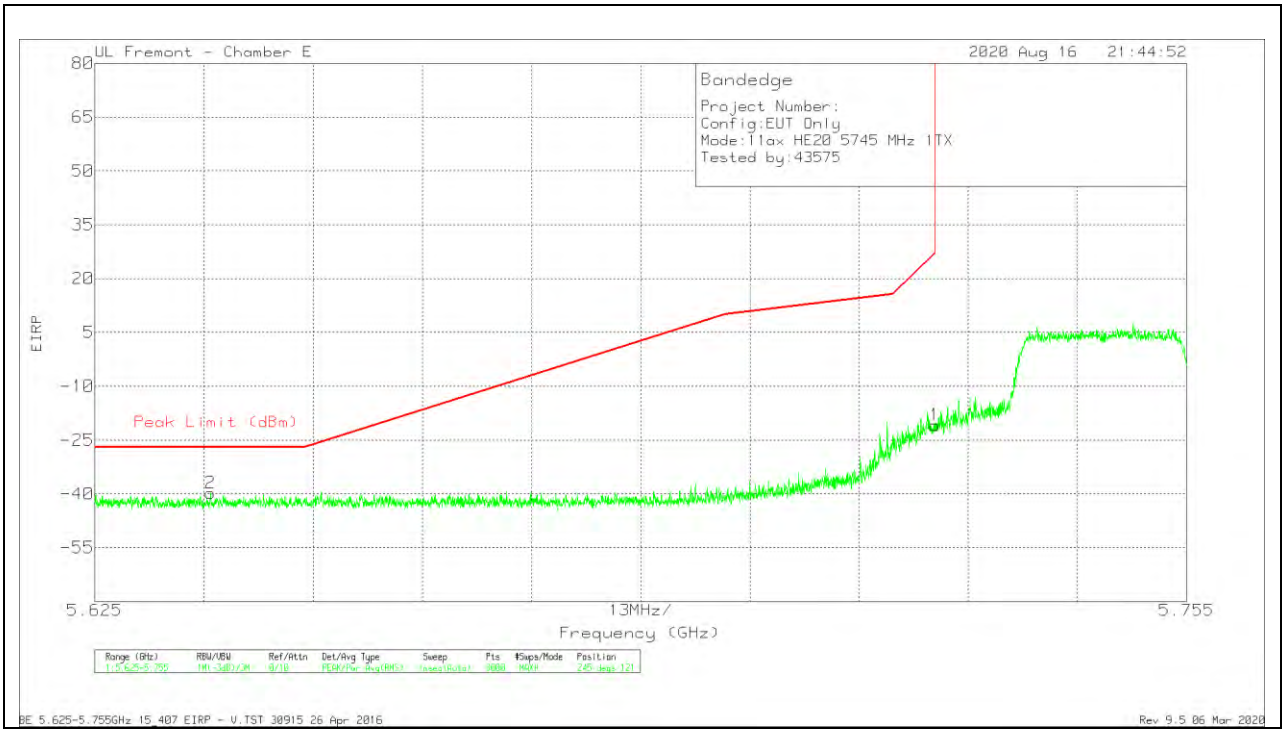

Marker	Frequency (GHz)	Meter Reading (dBm)	Det	AF T712 (dB/m)	Amp/Cbl/Fltr/Pad (dB)	Conversion Factor (dB)	Corrected Reading EIRP	Peak Limit (dBm)	PK Margin (dB)	Azimuth (Degs)	Height (cm)	Polarity
2	5.6388	-64.67	Pk	34.7	-21.6	11.8	-39.77	-27	-12.77	245	121	V
1	5.725	-46.17	Pk	34.7	-21.2	11.8	-20.87	27	-47.87	245	121	V

Pk - Peak detector

UL VERIFICATION SERVICES INC.
47173 Benicia Street, Fremont, CA 94538; USA TEL:(510) 319-4000 FAX:(510) 661-0888
This report shall not be reproduced except in full, without the written approval of UL Verification Services Inc.

BANDEDGE (HIGH CHANNEL)

HORIZONTAL RESULT

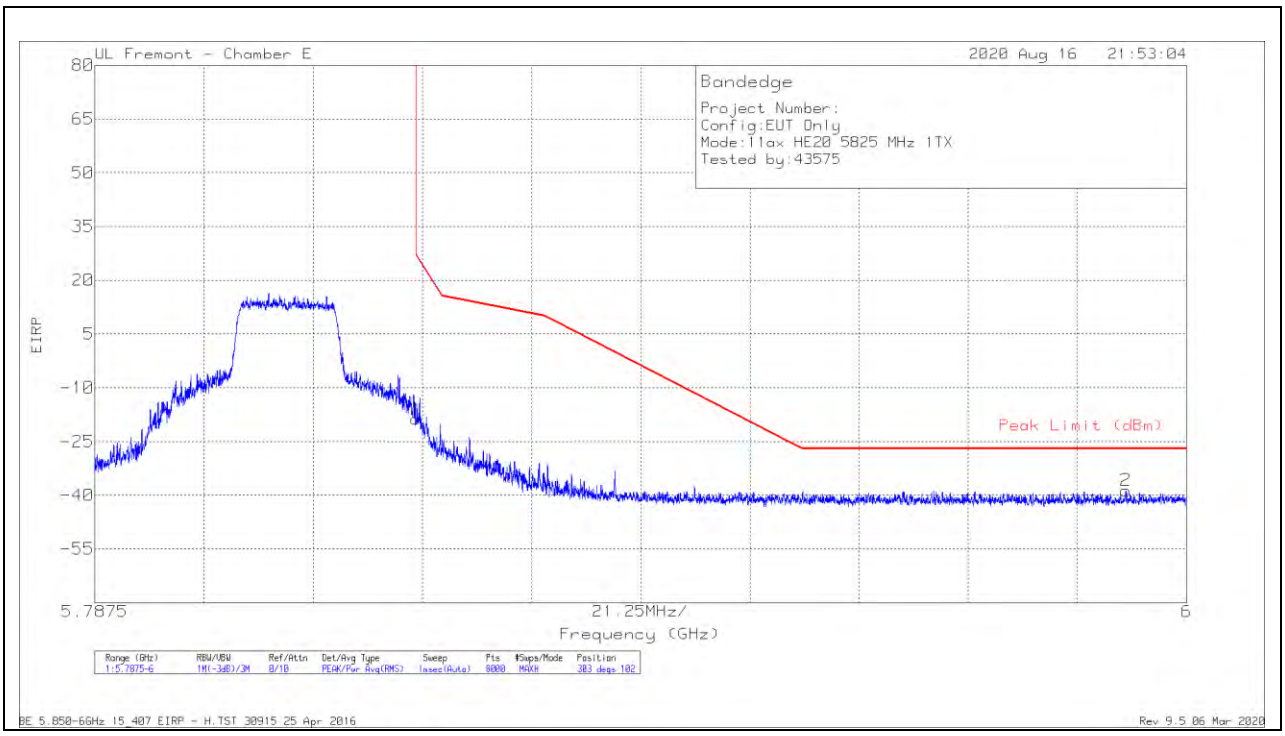

Marker	Frequency (GHz)	Meter Reading (dBm)	Det	AF T712 (dB/m)	Amp/Cbl/Fltr/Pad (dB)	Conversion Factor (dB)	Corrected Reading EIRP	Peak Limit (dBm)	PK Margin (dB)	Azimuth (Degs)	Height (cm)	Polarity
1	5.85001	-44.72	Pk	34.9	-20.7	11.8	-18.72	26.98	-45.7	303	102	H
2	5.98815	-64.94	Pk	35.1	-20.7	11.8	-38.74	-27	-11.74	303	102	H

Pk - Peak detector

UL VERIFICATION SERVICES INC.
47173 Benicia Street, Fremont, CA 94538; USA TEL:(510) 319-4000 FAX:(510) 661-0888
This report shall not be reproduced except in full, without the written approval of UL Verification Services Inc.

VERTICAL RESULT

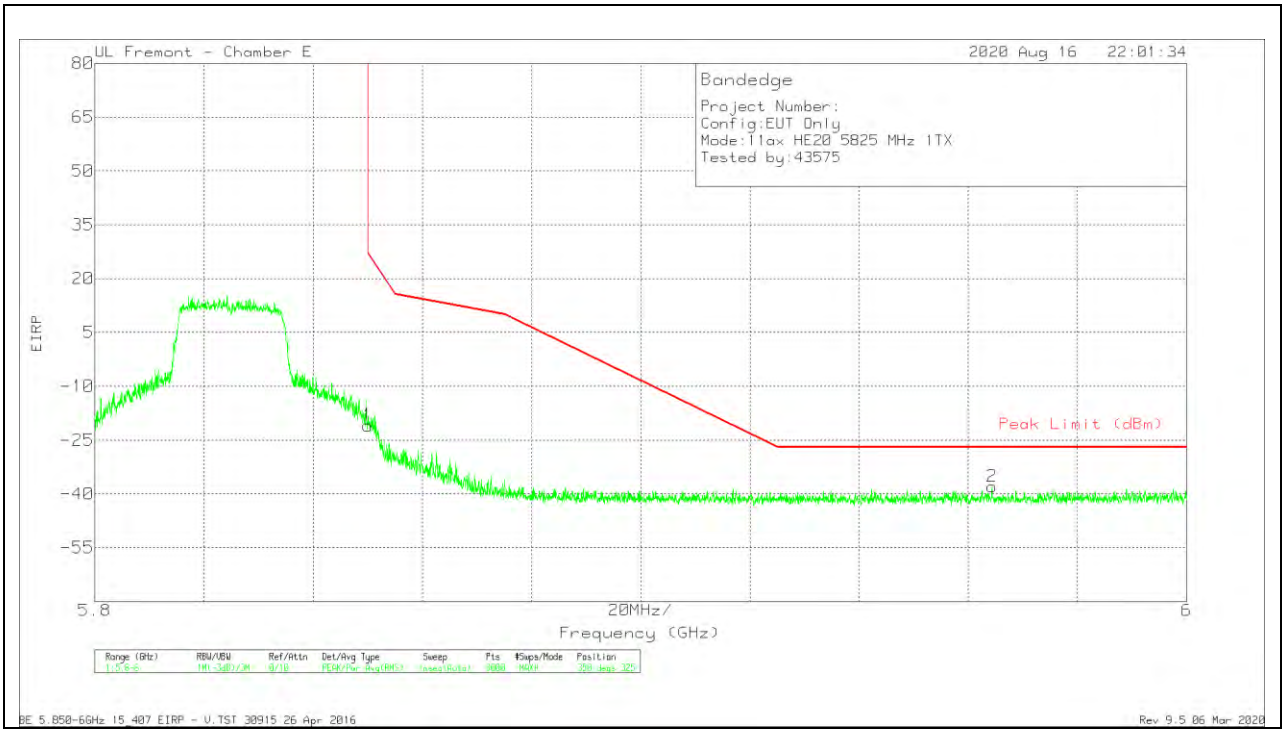

Marker	Frequency (GHz)	Meter Reading (dBm)	Det	AF T712 (dB/m)	Amp/Cbl/Fltr/Pad (dB)	Conversion Factor (dB)	Corrected Reading EIRP	Peak Limit (dBm)	PK Margin (dB)	Azimuth (Degs)	Height (cm)	Polarity
1	5.85001	-46.93	Pk	34.9	-20.7	11.8	-20.93	26.99	-47.92	350	325	V
2	5.96434	-64.05	Pk	35.2	-20.9	11.8	-37.95	-27	-10.95	350	325	V

Pk - Peak detector

UL VERIFICATION SERVICES INC.
47173 Benicia Street, Fremont, CA 94538; USA TEL:(510) 319-4000 FAX:(510) 661-0888
This report shall not be reproduced except in full, without the written approval of UL Verification Services Inc.

1TX ANT 6 – 26 Tones, RU Index 0

BANDEDGE (LOW CHANNEL)

HORIZONTAL RESULT

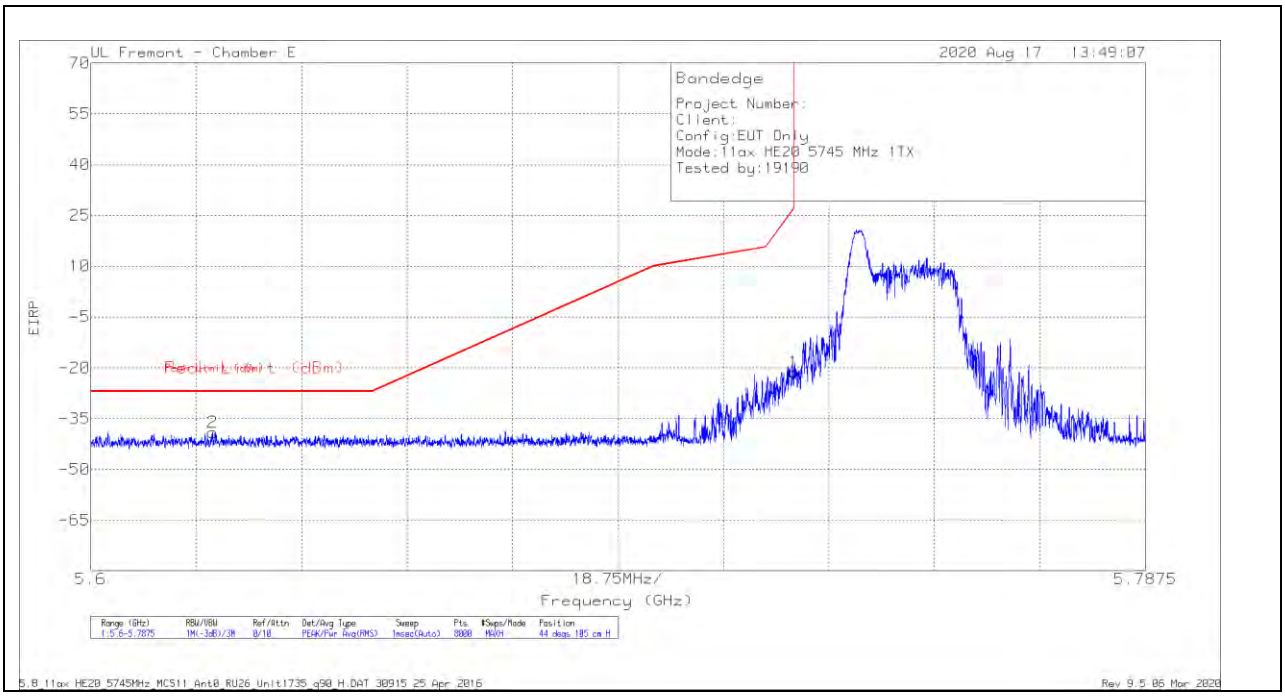

Marker	Frequency (GHz)	Meter Reading (dBm)	Det	AF T712 (dB/m)	Amp/Cbl/Fltr/Pad (dB)	Conversion Factor (dB)	Corrected Reading EIRP	Peak Limit (dBm)	PK Margin (dB)	Azimuth (Degs)	Height (cm)	Polarity
2	5.62166	-63.89	Pk	34.7	-21.7	11.8	-39.09	-27	-12.09	44	105	H
1	5.72498	-46.64	Pk	34.7	-21.2	11.8	-21.34	26.96	-48.3	44	105	H

Pk - Peak detector

UL VERIFICATION SERVICES INC.
47173 Benicia Street, Fremont, CA 94538; USA TEL:(510) 319-4000 FAX:(510) 661-0888
This report shall not be reproduced except in full, without the written approval of UL Verification Services Inc.

VERTICAL RESULT

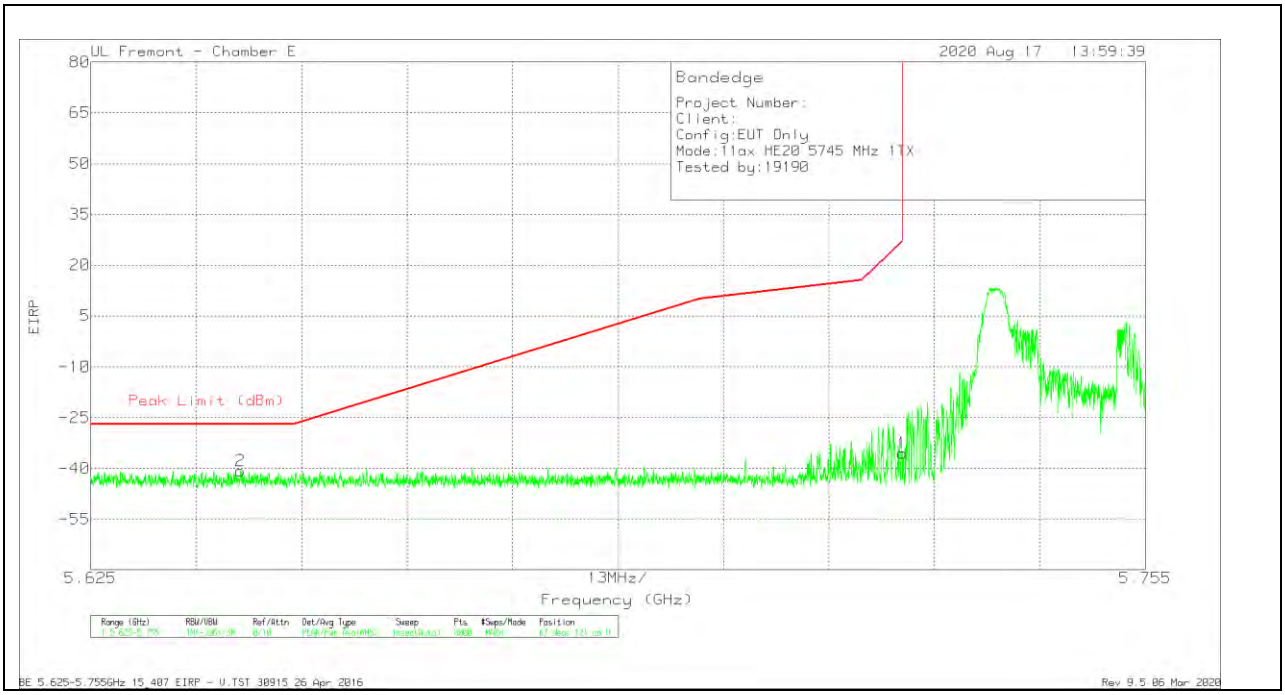

Marker	Frequency (GHz)	Meter Reading (dBm)	Det	AF T712 (dB/m)	Amp/Cbl/Fltr/Pad (dB)	Conversion Factor (dB)	Corrected Reading EIRP	Peak Limit (dBm)	PK Margin (dB)	Azimuth (Degs)	Height (cm)	Polarity
2	5.64348	-65.64	Pk	34.8	-21.6	11.8	-40.64	-27	-13.64	67	121	V
1	5.725	-60.76	Pk	34.7	-21.2	11.8	-35.46	27	-62.46	67	121	V

Pk - Peak detector

UL VERIFICATION SERVICES INC.
47173 Benicia Street, Fremont, CA 94538; USA TEL:(510) 319-4000 FAX:(510) 661-0888
This report shall not be reproduced except in full, without the written approval of UL Verification Services Inc.

1TX ANT 6 – 26 Tones, RU Index 8

BANDEDGE (HIGH CHANNEL)

HORIZONTAL RESULT

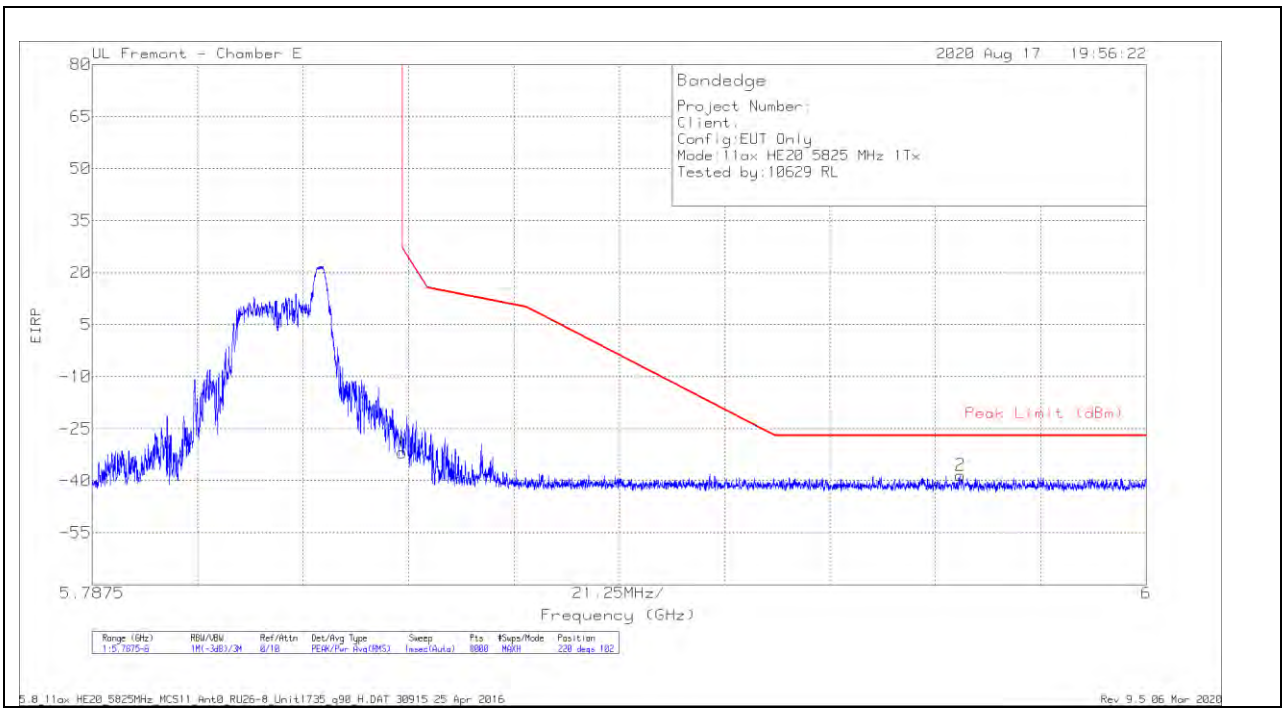

Marker	Frequency (GHz)	Meter Reading (dBm)	Det	AF T712 (dB/m)	Amp/Cbl/Fltr/Pad (dB)	Conversion Factor (dB)	Corrected Reading EIRP	Peak Limit (dBm)	PK Margin (dB)	Azimuth (Degs)	Height (cm)	Polarity
1	5.85001	-57.83	Pk	34.9	-20.7	11.8	-31.83	26.98	-58.81	220	102	H
2	5.96252	-64.51	Pk	35.2	-20.9	11.8	-38.41	-27	-11.41	220	102	H

* - indicates frequency in CFR47 Pt 15 / IC RSS-Restricted Band
Pk - Peak detector

UL VERIFICATION SERVICES INC.
47173 Benicia Street, Fremont, CA 94538; USA TEL:(510) 319-4000 FAX:(510) 661-0888
This report shall not be reproduced except in full, without the written approval of UL Verification Services Inc.

VERTICAL RESULT

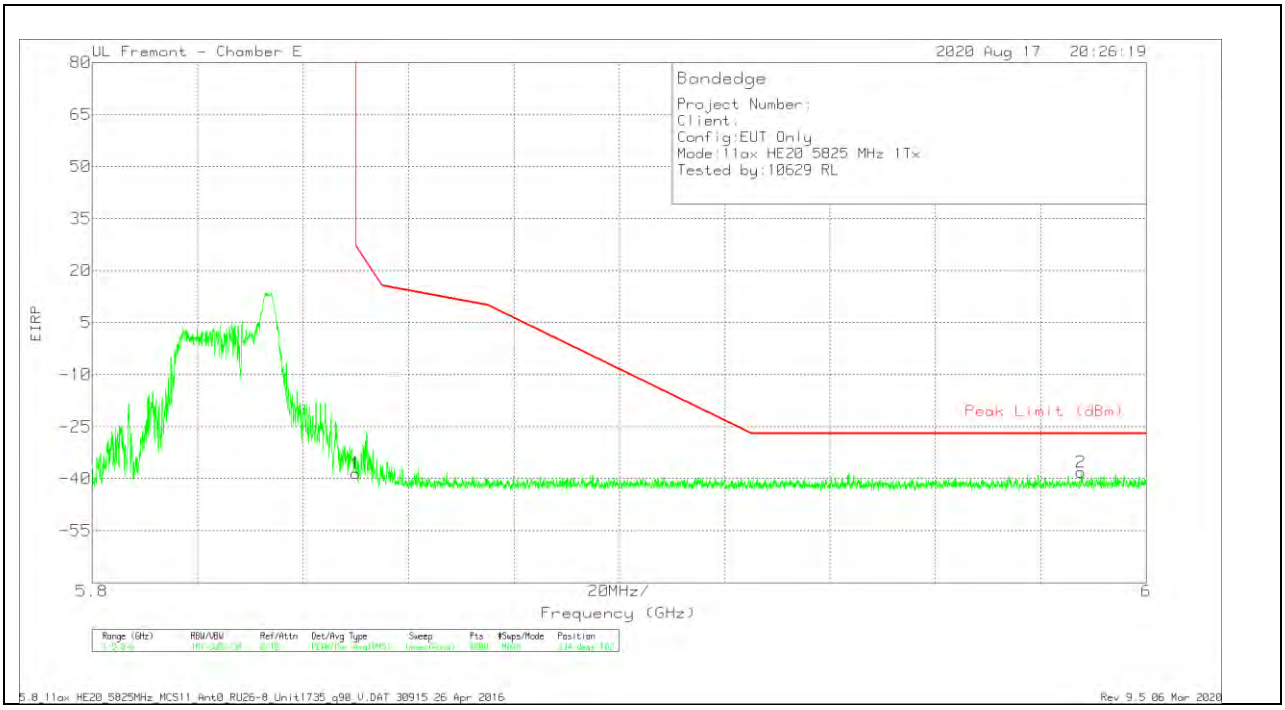

Marker	Frequency (GHz)	Meter Reading (dBm)	Det	AF T712 (dB/m)	Amp/Cbl/Fltr/Pad (dB)	Conversion Factor (dB)	Corrected Reading EIRP	Peak Limit (dBm)	PK Margin (dB)	Azimuth (Degs)	Height (cm)	Polarity
1	5.85001	-64.49	Pk	34.9	-20.7	11.8	-38.49	26.99	-65.48	334	102	V
2	5.98762	-64.36	Pk	35.1	-20.7	11.8	-38.16	-27	-11.16	334	102	V

* - indicates frequency in CFR47 Pt 15 / IC RSS-Restricted Band
Pk - Peak detector

UL VERIFICATION SERVICES INC.
47173 Benicia Street, Fremont, CA 94538; USA TEL:(510) 319-4000 FAX:(510) 661-0888
This report shall not be reproduced except in full, without the written approval of UL Verification Services Inc.

2TX ANT 5 + ANT 6 OFDMA MODE – SU, RU Index 61

BANDEDGE (LOW CHANNEL)

HORIZONTAL RESULT

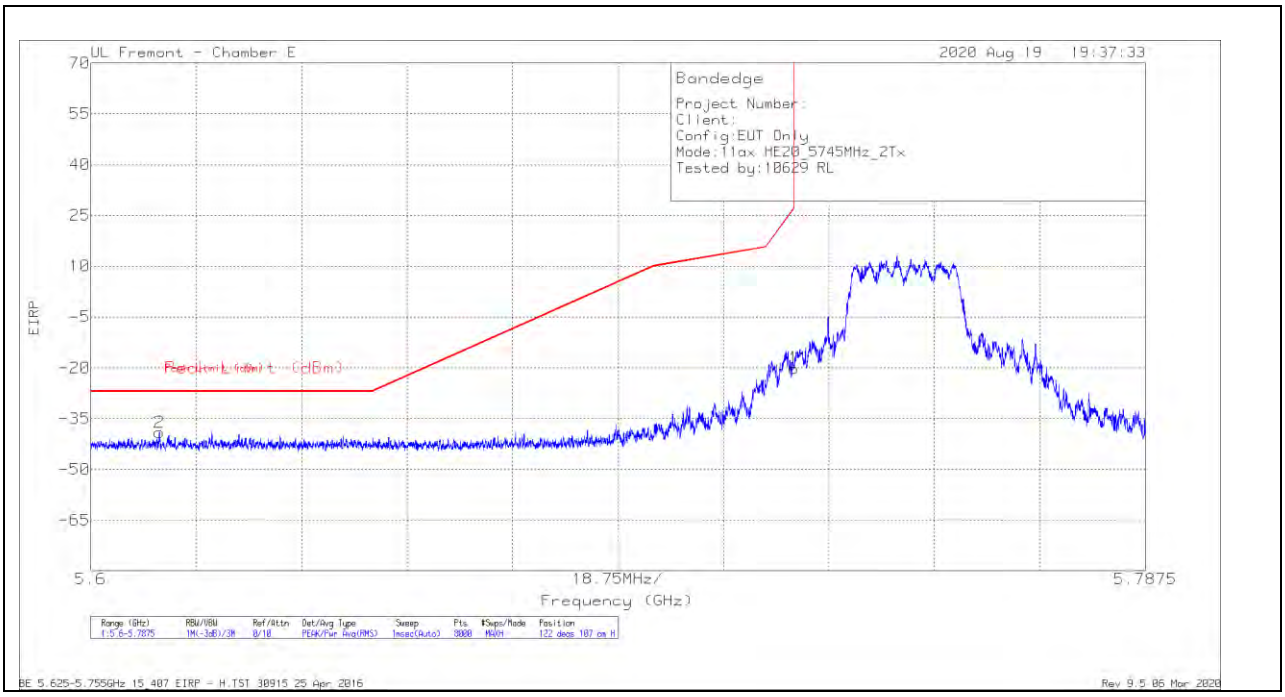

Marker	Frequency (GHz)	Meter Reading (dBm)	Det	AF T712 (dB/m)	Amp/Cbl/Fltr/Pad (dB)	Conversion Factor (dB)	Corrected Reading EIRP	Peak Limit (dBm)	PK Margin (dB)	Azimuth (Degs)	Height (cm)	Polarity
2	5.61219	-63.9	Pk	34.7	-21.7	11.8	-39.1	-27	-12.1	122	107	H
1	5.72498	-45.4	Pk	34.7	-21.2	11.8	-20.1	26.96	-47.06	122	107	H

Pk - Peak detector

UL VERIFICATION SERVICES INC.
47173 Benicia Street, Fremont, CA 94538; USA TEL:(510) 319-4000 FAX:(510) 661-0888
This report shall not be reproduced except in full, without the written approval of UL Verification Services Inc.

VERTICAL RESULT

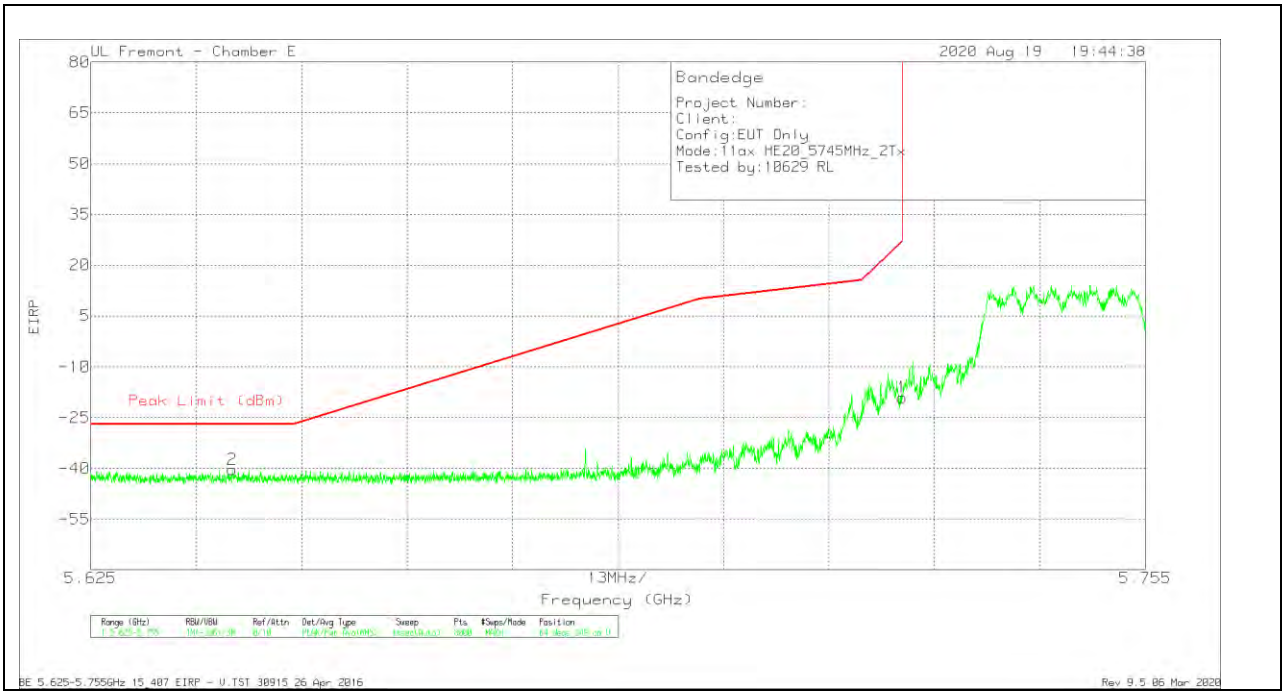

Marker	Frequency (GHz)	Meter Reading (dBm)	Det	AF T712 (dB/m)	Amp/Cbl/Fltr/Pad (dB)	Conversion Factor (dB)	Corrected Reading EIRP	Peak Limit (dBm)	PK Margin (dB)	Azimuth (Degs)	Height (cm)	Polarity
2	5.64244	-65.32	Pk	34.8	-21.6	11.8	-40.32	-27	-13.32	64	249	V
1	5.725	-44.35	Pk	34.7	-21.2	11.8	-19.05	27	-46.05	64	249	V

Pk - Peak detector

UL VERIFICATION SERVICES INC.
47173 Benicia Street, Fremont, CA 94538; USA TEL:(510) 319-4000 FAX:(510) 661-0888
This report shall not be reproduced except in full, without the written approval of UL Verification Services Inc.

BANDEDGE (HIGH CHANNEL)

HORIZONTAL RESULT

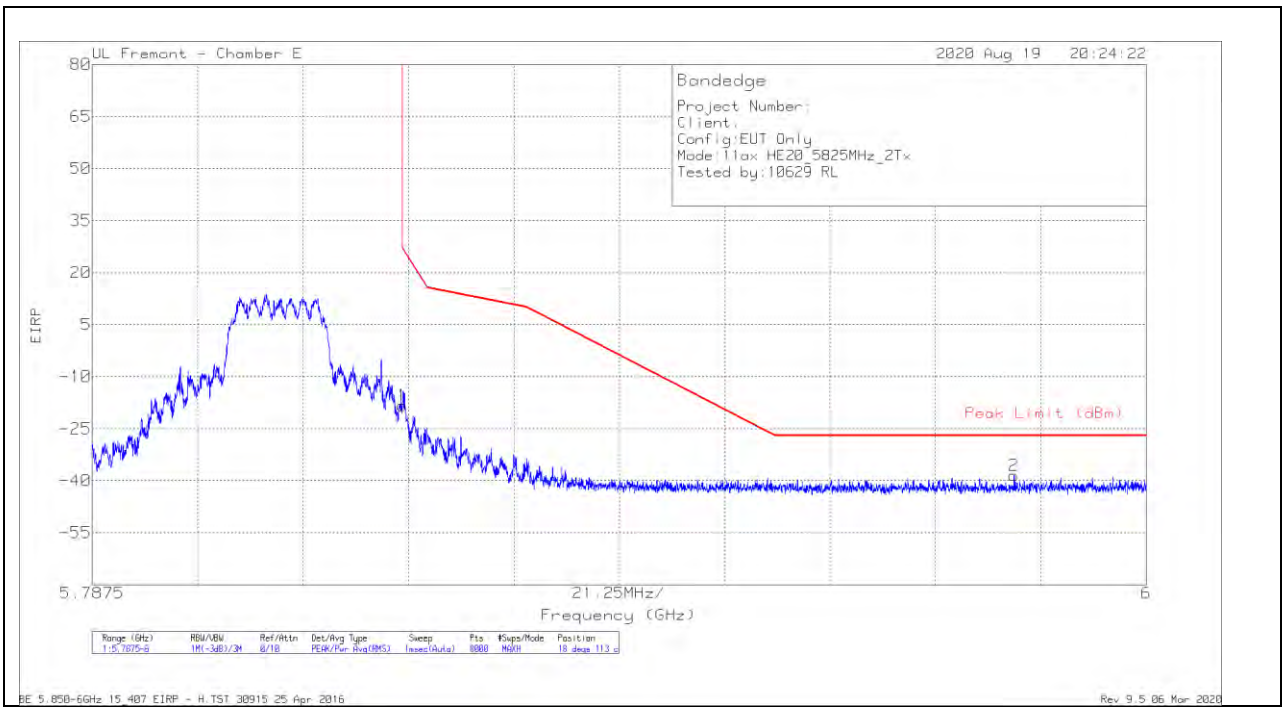

Marker	Frequency (GHz)	Meter Reading (dBm)	Det	AF T712 (dB/m)	Amp/Cbl/Fltr/Pad (dB)	Conversion Factor (dB)	Corrected Reading EIRP	Peak Limit (dBm)	PK Margin (dB)	Azimuth (Degs)	Height (cm)	Polarity
1	5.85001	-44.34	Pk	34.9	-20.7	11.8	-18.34	26.98	-45.32	18	113	H
2	5.97333	-64.59	Pk	35.2	-20.9	11.8	-38.49	-27	-11.49	18	113	H

Pk - Peak detector

UL VERIFICATION SERVICES INC.
47173 Benicia Street, Fremont, CA 94538; USA TEL:(510) 319-4000 FAX:(510) 661-0888
This report shall not be reproduced except in full, without the written approval of UL Verification Services Inc.

VERTICAL RESULT

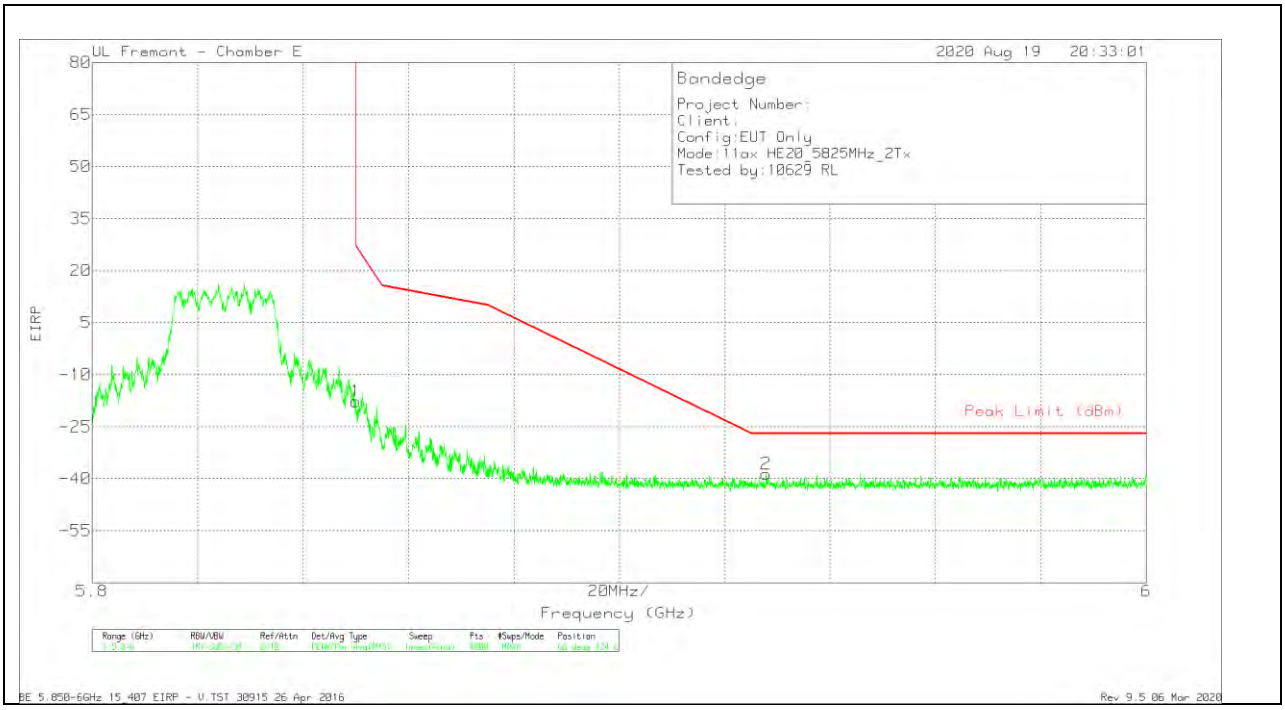

Marker	Frequency (GHz)	Meter Reading (dBm)	Det	AF T712 (dB/m)	Amp/Cbl/Fltr/Pad (dB)	Conversion Factor (dB)	Corrected Reading EIRP	Peak Limit (dBm)	PK Margin (dB)	Azimuth (Degs)	Height (cm)	Polarity
1	5.85001	-43.68	Pk	34.9	-20.7	11.8	-17.68	26.99	-44.67	66	124	V
2	5.92787	-64.5	Pk	35.1	-21	11.8	-38.6	-27	-11.6	66	124	V

Pk - Peak detector

UL VERIFICATION SERVICES INC.
47173 Benicia Street, Fremont, CA 94538; USA TEL:(510) 319-4000 FAX:(510) 661-0888
This report shall not be reproduced except in full, without the written approval of UL Verification Services Inc.

HARMONICS AND SPURIOUS EMISSIONS

LOW CHANNEL RESULTS

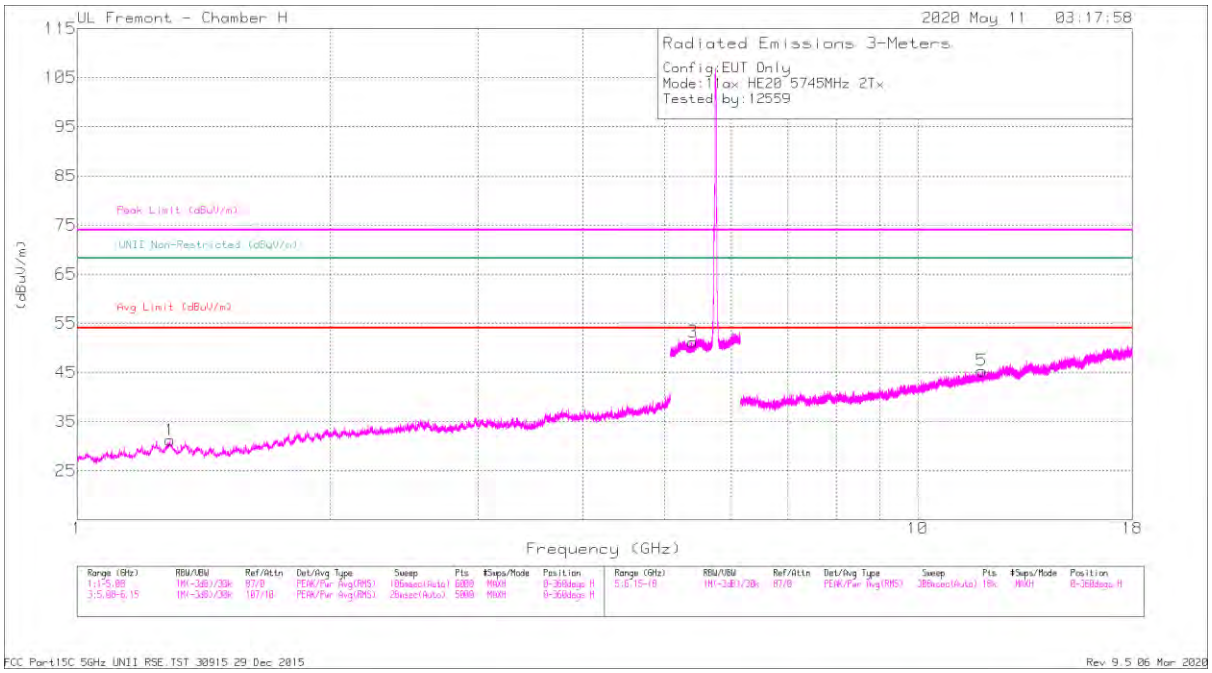

HORIZONTAL

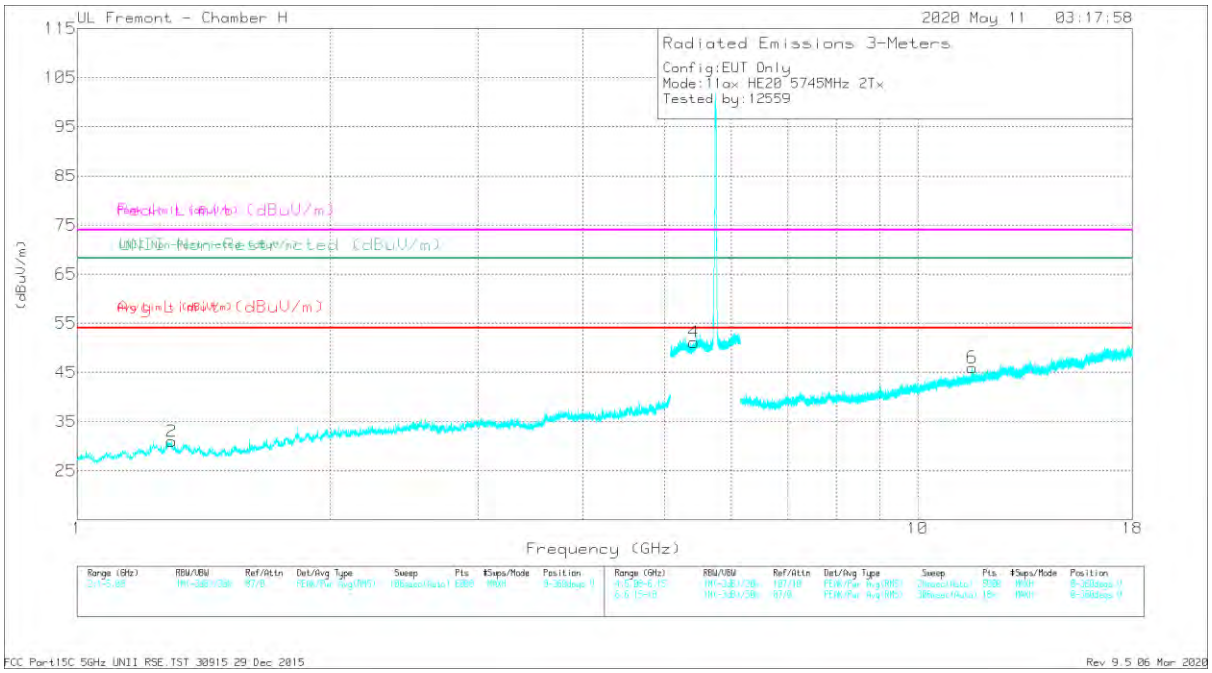

VERTICAL

UL VERIFICATION SERVICES INC.
47173 Benicia Street, Fremont, CA 94538; USA TEL:(510) 319-4000 FAX:(510) 661-0888
This report shall not be reproduced except in full, without the written approval of UL Verification Services Inc.

RADIATED EMISSIONS

Marker	Frequency (GHz)	Meter Reading (dBuV)	Det	AF T863 (dB/m)	Amp/Cbl/Fltr/Pad (dB)	Corrected Reading (dBuV/m)	Avg Limit (dBuV/m)	Margin (dB)	Peak Limit (dBuV/m)	PK Margin (dB)	UNII Non-Restricted (dBuV/m)	PK Margin (dB)	Azimuth (Degs)	Height (cm)	Polarity
1	* 1.28874	45.09	PK-U	29.2	-35.1	39.19	-	-	74	-34.81	-	-	218	117	H
	* 1.28969	33.05	ADR	29.2	-35.1	27.15	54	-26.85	-	-	-	-	218	117	H
2	* 1.29545	44.59	PK-U	28.9	-35.1	38.39	-	-	74	-35.61	-	-	244	141	V
	* 1.29423	32.96	ADR	29	-35.1	26.86	54	-27.14	-	-	-	-	244	141	V
3	* 5.4013	44.14	PK-U	35	-20.8	58.34	-	-	74	-15.66	-	-	278	158	H
	* 5.40069	32.27	ADR	35	-20.9	46.37	54	-7.63	-	-	-	-	278	158	H
4	* 5.41428	43.68	PK-U	35.1	-20.9	57.88	-	-	74	-16.12	-	-	304	212	V
	* 5.41746	32.39	ADR	35	-20.9	46.49	54	-7.51	-	-	-	-	304	212	V
5	* 11.91774	37.2	PK-U	38.6	-24	51.8	-	-	74	-22.2	-	-	317	263	H
	* 11.91711	26.27	ADR	38.6	-24	40.87	54	-13.13	-	-	-	-	317	263	H
6	* 11.60927	36.69	PK-U	38.3	-23.7	51.29	-	-	74	-22.71	-	-	342	200	V
	* 11.60913	25.76	ADR	38.3	-23.7	40.36	54	-13.64	-	-	-	-	342	200	V

* - indicates frequency in CFR47 Pt 15 / IC RSS-Restricted Band
PK-U - U-NII: Maximum Peak
ADR - U-NII AD primary method, RMS average

UL VERIFICATION SERVICES INC.
47173 Benicia Street, Fremont, CA 94538; USA TEL:(510) 319-4000 FAX:(510) 661-0888
This report shall not be reproduced except in full, without the written approval of UL Verification Services Inc.

MID CHANNEL RESULTS

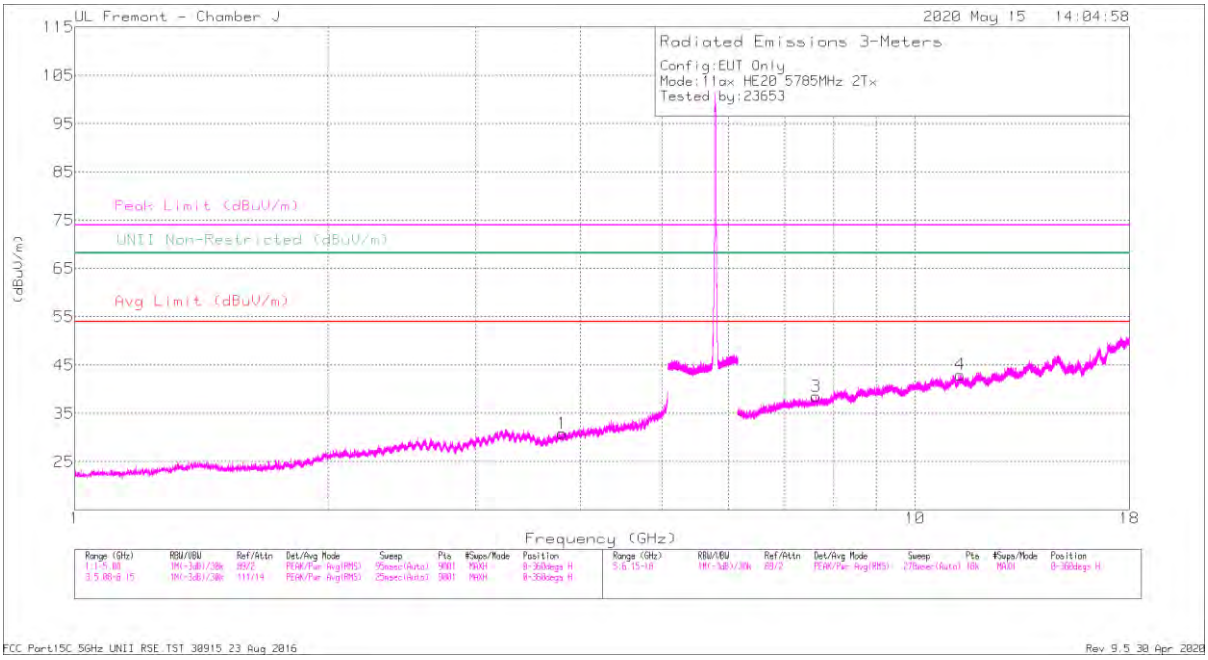

HORIZONTAL

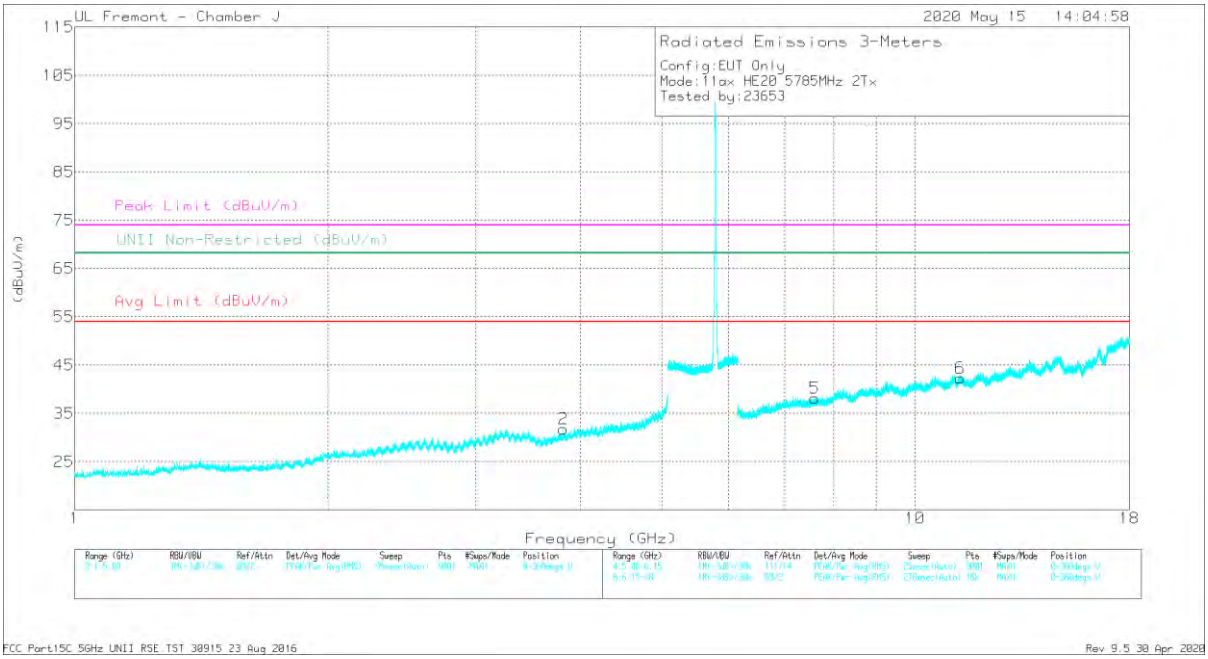

VERTICAL

UL VERIFICATION SERVICES INC.
47173 Benicia Street, Fremont, CA 94538; USA TEL:(510) 319-4000 FAX:(510) 661-0888
This report shall not be reproduced except in full, without the written approval of UL Verification Services Inc.

RADIATED EMISSIONS

Marker	Frequency (GHz)	Meter Reading (dBuV)	Det	AF T963 (dB/m)	Amp/Cbl/Fltr/Pad (dB)	Corrected Reading (dBuV/m)	Avg Limit (dBuV/m)	Margin (dB)	Peak Limit (dBuV/m)	PK Margin (dB)	UNII Non-Restricted (dBuV/m)	PK Margin (dB)	Azimuth (Degs)	Height (cm)	Polarity
1	* 3.80005	39.5	PK-U	31	-32.4	38.1	-	-	74	-35.9	-	-	53	204	H
	* 3.80132	29.41	ADR	31	-32.4	28.01	54	-25.99	-	-	-	-	53	204	H
2	* 3.81397	40.26	PK-U	31.1	-32.3	39.06	-	-	74	-34.94	-	-	204	176	V
	* 3.8155	30.15	ADR	31.1	-32.3	28.95	54	-25.05	-	-	-	-	204	176	V
3	* 7.62136	35.75	PK-U	37.2	-27.1	45.85	-	-	74	-28.15	-	-	130	116	H
	* 7.61954	25.57	ADR	37.2	-27.1	35.67	54	-18.33	-	-	-	-	130	116	H
4	* 11.31766	34.78	PK-U	39.7	-23.2	51.28	-	-	74	-22.72	-	-	305	244	H
	* 11.31659	24.09	ADR	39.6	-23.2	40.49	54	-13.51	-	-	-	-	305	244	H
5	* 7.60069	36.13	PK-U	37.1	-27.2	46.03	-	-	74	-27.97	-	-	85	193	V
	* 7.60042	25.43	ADR	37.1	-27.2	35.33	54	-18.67	-	-	-	-	85	193	V
6	* 11.31512	34.26	PK-U	39.6	-23.2	50.66	-	-	74	-23.34	-	-	38	153	V
	* 11.31368	23.82	ADR	39.6	-23.2	40.22	54	-13.78	-	-	-	-	38	153	V

* - indicates frequency in CFR47 Pt 15 / IC RSS-Restricted Band
PK-U - U-NII: Maximum Peak
ADR - U-NII AD primary method, RMS average

UL VERIFICATION SERVICES INC.
47173 Benicia Street, Fremont, CA 94538; USA TEL:(510) 319-4000 FAX:(510) 661-0888
This report shall not be reproduced except in full, without the written approval of UL Verification Services Inc.

HIGH CHANNEL RESULTS

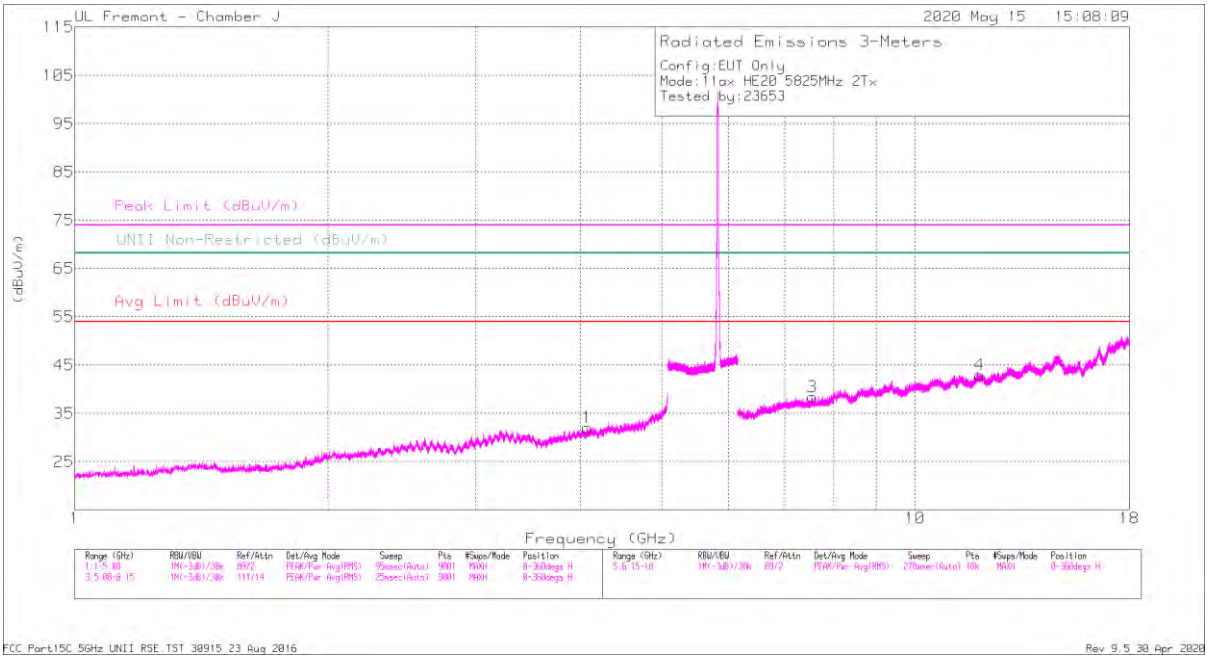

HORIZONTAL

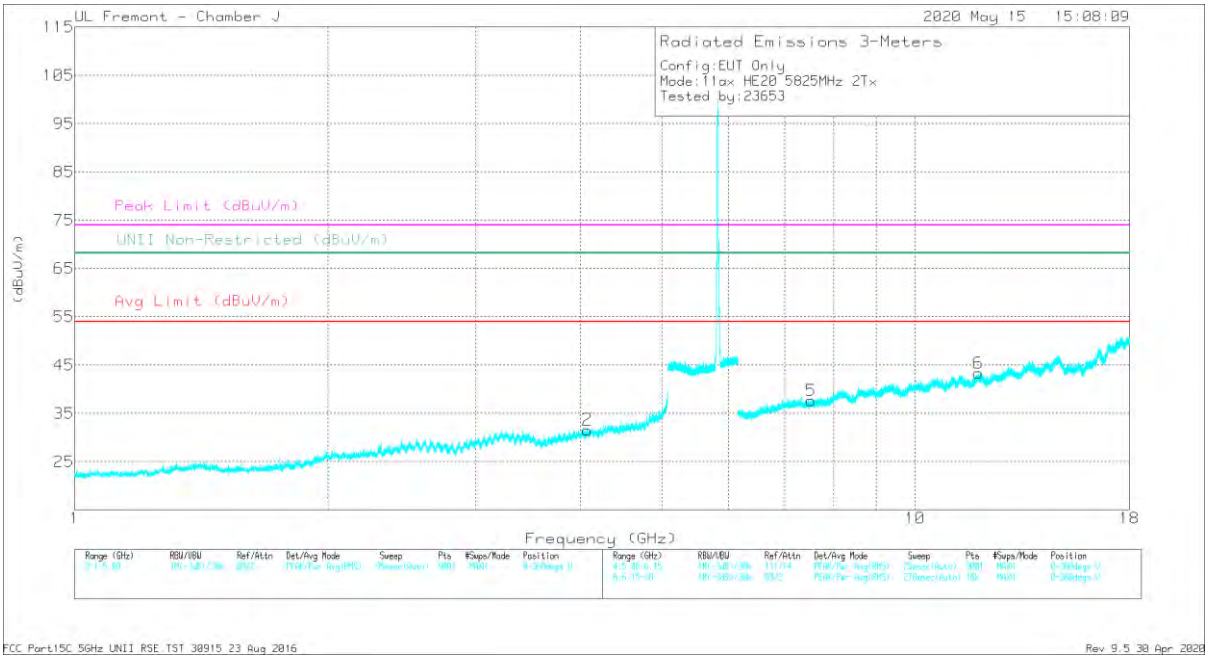

VERTICAL

UL VERIFICATION SERVICES INC.
47173 Benicia Street, Fremont, CA 94538; USA TEL:(510) 319-4000 FAX:(510) 661-0888
This report shall not be reproduced except in full, without the written approval of UL Verification Services Inc.

RADIATED EMISSIONS

Marker	Frequency (GHz)	Meter Reading (dBuV)	Det	AF T963 (dB/m)	Amp/Cbl/Fltr/Pad (dB)	Corrected Reading (dBuV/m)	Avg Limit (dBuV/m)	Margin (dB)	Peak Limit (dBuV/m)	PK Margin (dB)	UNII Non-Restricted (dBuV/m)	PK Margin (dB)	Azimuth (Degs)	Height (cm)	Polarity
1	* 4.07484	39.59	PK-U	31.7	-32	39.29	-	-	74	-34.71	-	-	115	186	H
	* 4.07648	29.78	ADR	31.7	-32	29.48	54	-24.52	-	-	-	-	115	186	H
2	* 4.07675	39.98	PK-U	31.7	-32	39.68	-	-	74	-34.32	-	-	202	117	V
	* 4.07399	29.98	ADR	31.7	-32	29.68	54	-24.32	-	-	-	-	202	117	V
3	* 7.54735	35.98	PK-U	37.2	-27.4	45.78	-	-	74	-28.22	-	-	318	226	H
	* 7.54546	25.5	ADR	37.2	-27.4	35.3	54	-18.7	-	-	-	-	318	226	H
4	* 11.946	33.45	PK-U	39.4	-22.5	50.35	-	-	74	-23.65	-	-	183	316	H
	* 11.94608	22.99	ADR	39.4	-22.5	39.89	54	-14.11	-	-	-	-	183	316	H
5	* 7.52696	36.72	PK-U	37.1	-27.4	46.42	-	-	74	-27.58	-	-	216	109	V
	* 7.52346	25.49	ADR	37.1	-27.4	35.19	54	-18.81	-	-	-	-	216	109	V
6	* 11.8999	34.23	PK-U	39.4	-22.7	50.93	-	-	74	-23.07	-	-	256	169	V
	* 11.89806	24.36	ADR	39.4	-22.7	41.06	54	-12.94	-	-	-	-	256	169	V

* - indicates frequency in CFR47 Pt 15 / IC RSS-Restricted Band
PK-U - U-NII: Maximum Peak
ADR - U-NII AD primary method, RMS average

UL VERIFICATION SERVICES INC.
47173 Benicia Street, Fremont, CA 94538; USA TEL:(510) 319-4000 FAX:(510) 661-0888
This report shall not be reproduced except in full, without the written approval of UL Verification Services Inc.

2TX ANT 5 + ANT 6 OFDMA MODE – 26 Tones, RU Index 0

BANDEDGE (LOW CHANNEL)

HORIZONTAL RESULT

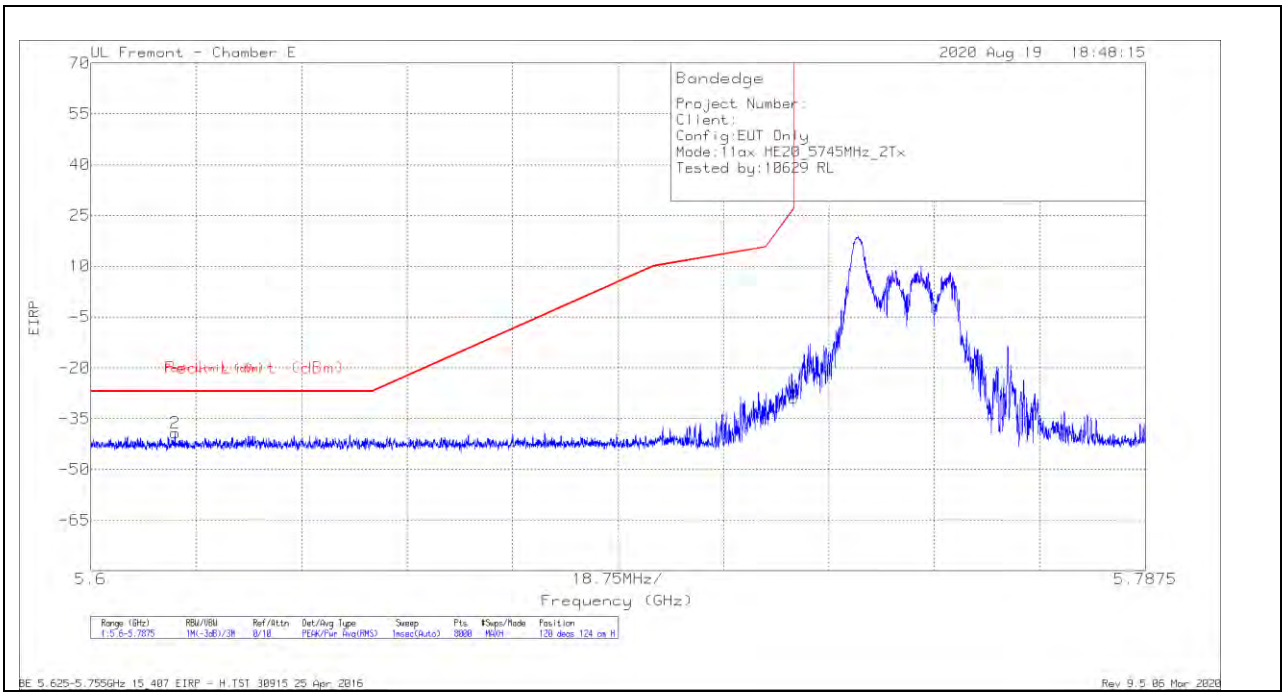

Marker	Frequency (GHz)	Meter Reading (dBm)	Det	AF T712 (dB/m)	Amp/Cbl/Fltr/Pad (dB)	Conversion Factor (dB)	Corrected Reading EIRP	Peak Limit (dBm)	PK Margin (dB)	Azimuth (Degs)	Height (cm)	Polarity
2	5.615	-64.01	Pk	34.7	-21.7	11.8	-39.21	-27	-12.21	120	124	H
1	5.72498	-54.21	Pk	34.7	-21.2	11.8	-28.91	26.96	-55.87	120	124	H

Pk - Peak detector

UL VERIFICATION SERVICES INC.
47173 Benicia Street, Fremont, CA 94538; USA TEL:(510) 319-4000 FAX:(510) 661-0888
This report shall not be reproduced except in full, without the written approval of UL Verification Services Inc.

VERTICAL RESULT

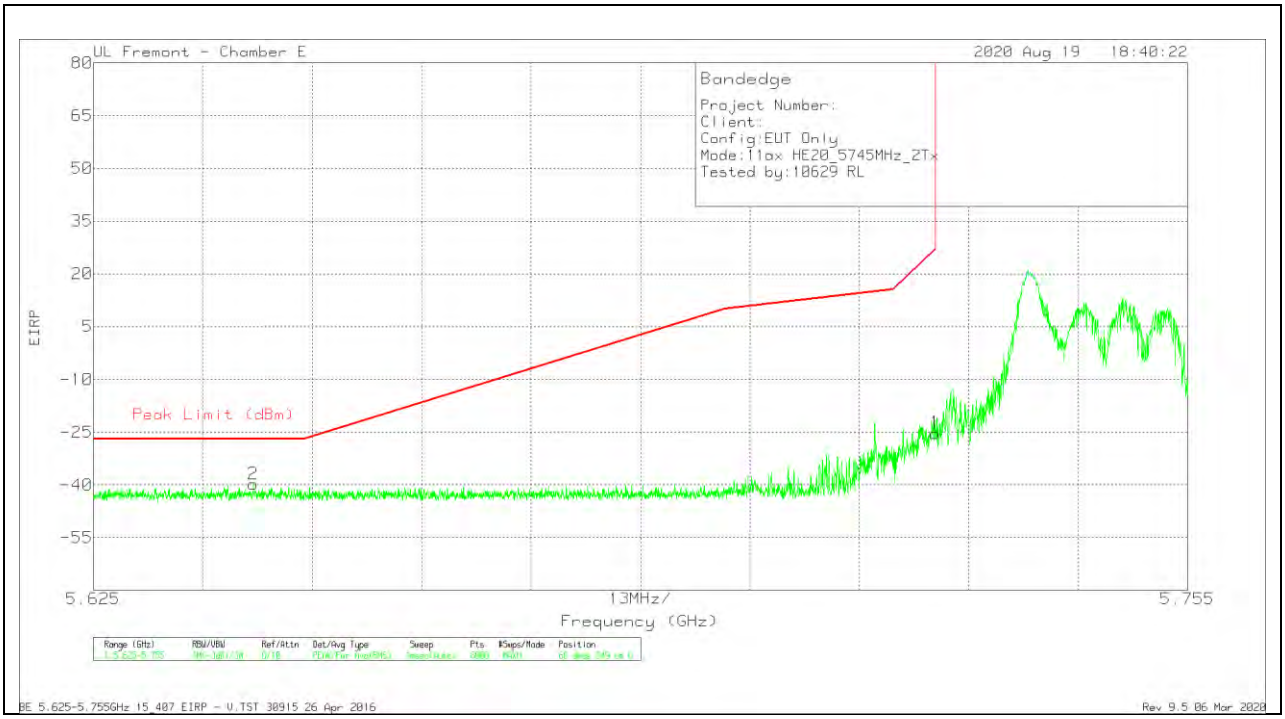

Marker	Frequency (GHz)	Meter Reading (dBm)	Det	AF T712 (dB/m)	Amp/Cbl/Fltr/Pad (dB)	Conversion Factor (dB)	Corrected Reading EIRP	Peak Limit (dBm)	PK Margin (dB)	Azimuth (Degs)	Height (cm)	Polarity
2	5.644	-64.78	Pk	34.8	-21.6	11.8	-39.78	-27	-12.78	68	249	V
1	5.725	-50.56	Pk	34.7	-21.2	11.8	-25.26	27	-52.26	68	249	V

Pk - Peak detector

UL VERIFICATION SERVICES INC.
47173 Benicia Street, Fremont, CA 94538; USA TEL:(510) 319-4000 FAX:(510) 661-0888
This report shall not be reproduced except in full, without the written approval of UL Verification Services Inc.

2TX ANT 5 + ANT 6 OFDMA MODE – 26 Tones, RU Index 8

BANDEDGE (HIGH CHANNEL)

HORIZONTAL RESULT

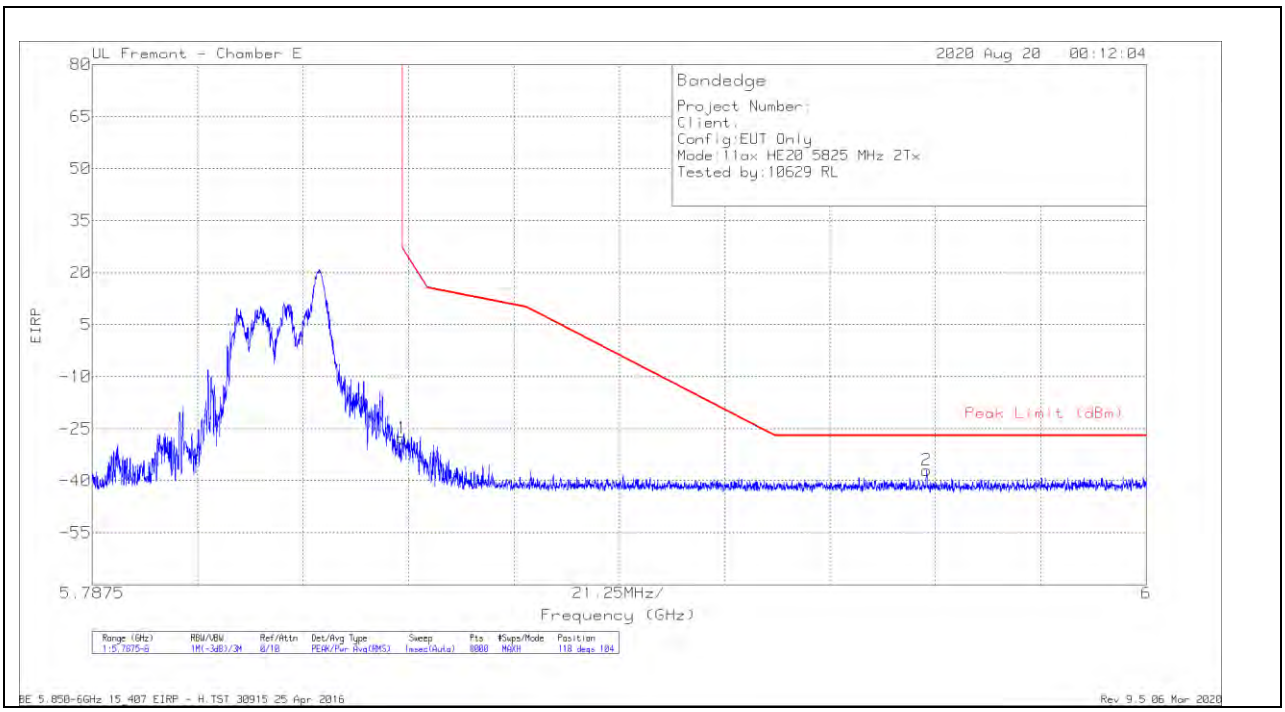

Marker	Frequency (GHz)	Meter Reading (dBm)	Det	AF T712 (dB/m)	Amp/Cbl/Fltr/Pad (dB)	Conversion Factor (dB)	Corrected Reading EIRP	Peak Limit (dBm)	PK Margin (dB)	Azimuth (Degs)	Height (cm)	Polarity
1	5.85001	-53.71	Pk	34.9	-20.7	11.8	-27.71	26.98	-54.69	118	104	H
2	5.95569	-62.93	Pk	35.1	-20.9	11.8	-36.93	-27	-9.93	118	104	H

Pk - Peak detector

UL VERIFICATION SERVICES INC.
47173 Benicia Street, Fremont, CA 94538; USA TEL:(510) 319-4000 FAX:(510) 661-0888
This report shall not be reproduced except in full, without the written approval of UL Verification Services Inc.

VERTICAL RESULT

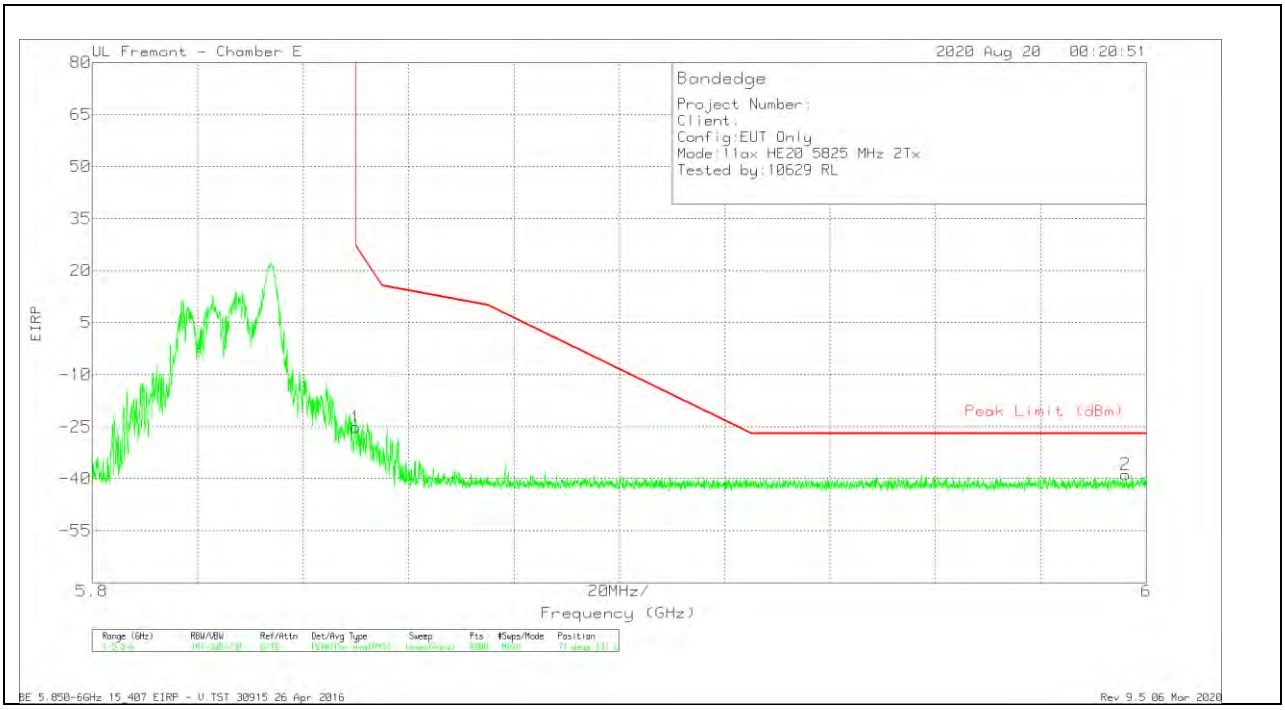

Marker	Frequency (GHz)	Meter Reading (dBm)	Det	AF T712 (dB/m)	Amp/Cbl/Fltr/Pad (dB)	Conversion Factor (dB)	Corrected Reading EIRP	Peak Limit (dBm)	PK Margin (dB)	Azimuth (Degs)	Height (cm)	Polarity
1	5.85001	-51.12	Pk	34.9	-20.7	11.8	-25.12	26.99	-52.11	71	137	V
2	5.99605	-65.21	Pk	35.2	-20.6	11.8	-38.81	-27	-11.81	71	137	V

Pk - Peak detector

UL VERIFICATION SERVICES INC.
47173 Benicia Street, Fremont, CA 94538; USA TEL:(510) 319-4000 FAX:(510) 661-0888
This report shall not be reproduced except in full, without the written approval of UL Verification Services Inc.

2TX ANT 5 + ANT 6 OFDMA MODE – 26 Tones, RU Index 8

HARMONICS AND SPURIOUS EMISSIONS

LOW CHANNEL RESULTS

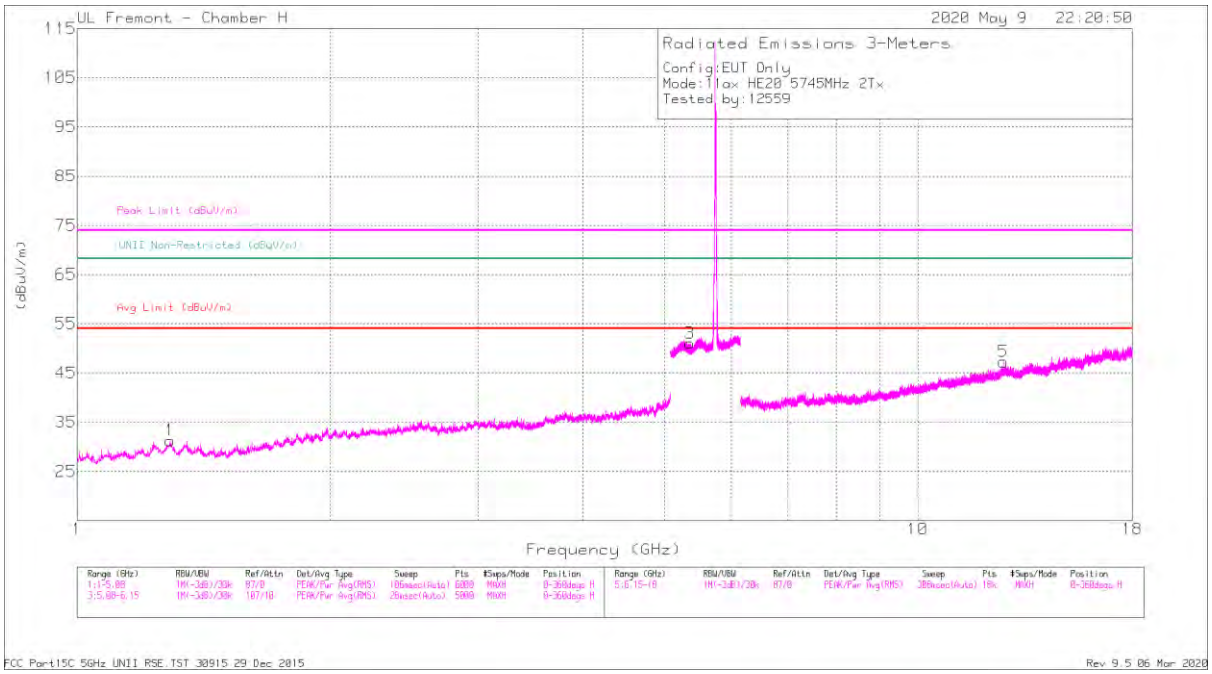

HORIZONTAL

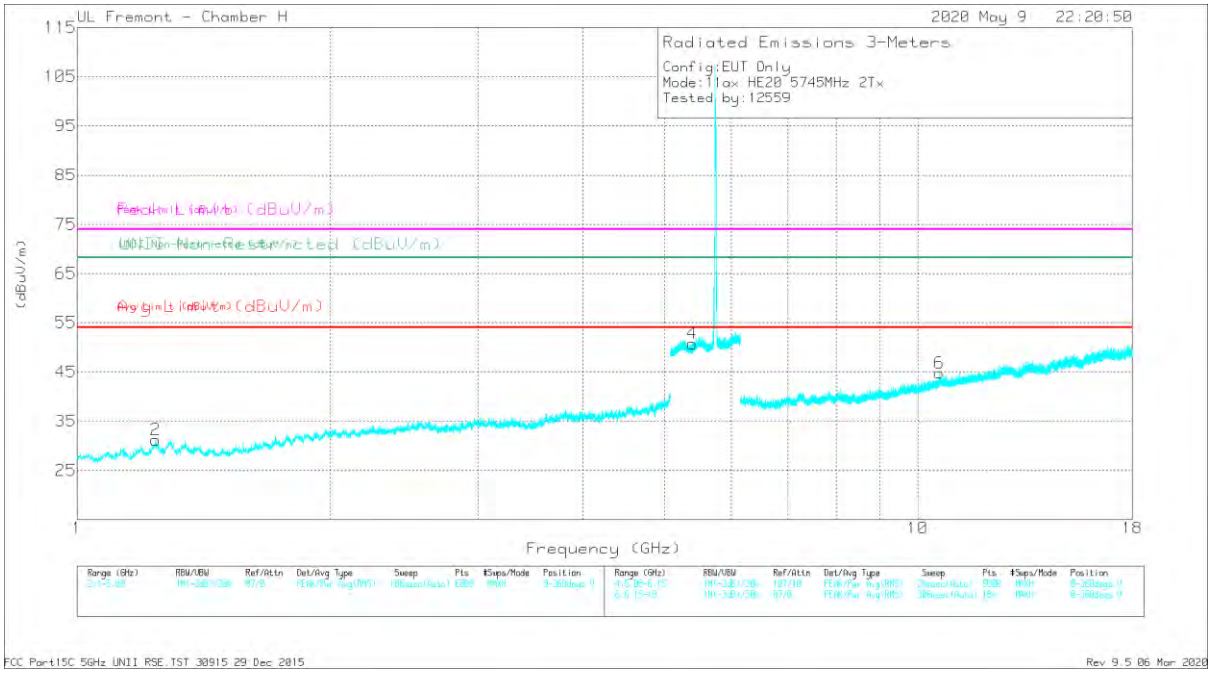

VERTICAL

UL VERIFICATION SERVICES INC.
47173 Benicia Street, Fremont, CA 94538; USA TEL:(510) 319-4000 FAX:(510) 661-0888
This report shall not be reproduced except in full, without the written approval of UL Verification Services Inc.

RADIATED EMISSIONS

Marker	Frequency(GHz)	MeterReading(dBuV)	Det	AF T863 (dB/m)	Amp/Cbl/Fltr/Pad (dB)	CorrectedReading(dBuV/m)	Avg Limit (dBuV/m)	Margin(dB)	Peak Limit (dBuV/m)	PK Margin(dB)	UNII Non-Restricted (dBuV/m)	PK Margin(dB)	Azimuth(Degs)	Height(cm)	Polarity
1	* 1.28755	44.46	PK-U	29.2	-35.1	38.56	-	-	74	-35.44	-	-	222	109	H
	* 1.2881	32.97	ADR	29.2	-35.1	27.07	54	-26.93	-	-	-	-	222	109	H
2	* 1.23824	44.94	PK-U	28.8	-35.4	38.34	-	-	74	-35.66	-	-	114	199	V
	* 1.24019	33.15	ADR	28.8	-35.4	26.55	54	-27.45	-	-	-	-	114	199	V
3	* 5.35954	44.01	PK-U	34.9	-20.9	58.01	-	-	74	-15.99	-	-	44	260	H
	* 5.35606	32.26	ADR	34.9	-20.9	46.26	54	-7.74	-	-	-	-	44	260	H
4	* 5.39408	43.37	PK-U	35	-20.9	57.47	-	-	74	-16.53	-	-	180	335	V
	* 5.39306	32.33	ADR	35	-20.9	46.43	54	-7.57	-	-	-	-	180	335	V
5	* 12.64086	36.69	PK-U	39.7	-23.5	52.89	-	-	74	-21.11	-	-	239	168	H
	* 12.64049	25.47	ADR	39.7	-23.5	41.67	54	-12.33	-	-	-	-	239	168	H
6	* 10.61116	37.47	PK-U	37.6	-24.3	50.77	-	-	74	-23.23	-	-	344	147	V
	* 10.61039	26.65	ADR	37.6	-24.3	39.95	54	-14.05	-	-	-	-	344	147	V

* - indicates frequency in CFR47 Pt 15 / IC RSS-Restricted Band
PK-U - U-NII: Maximum Peak
ADR - U-NII AD primary method, RMS average

UL VERIFICATION SERVICES INC.
47173 Benicia Street, Fremont, CA 94538; USA TEL:(510) 319-4000 FAX:(510) 661-0888
This report shall not be reproduced except in full, without the written approval of UL Verification Services Inc.

MID CHANNEL RESULTS

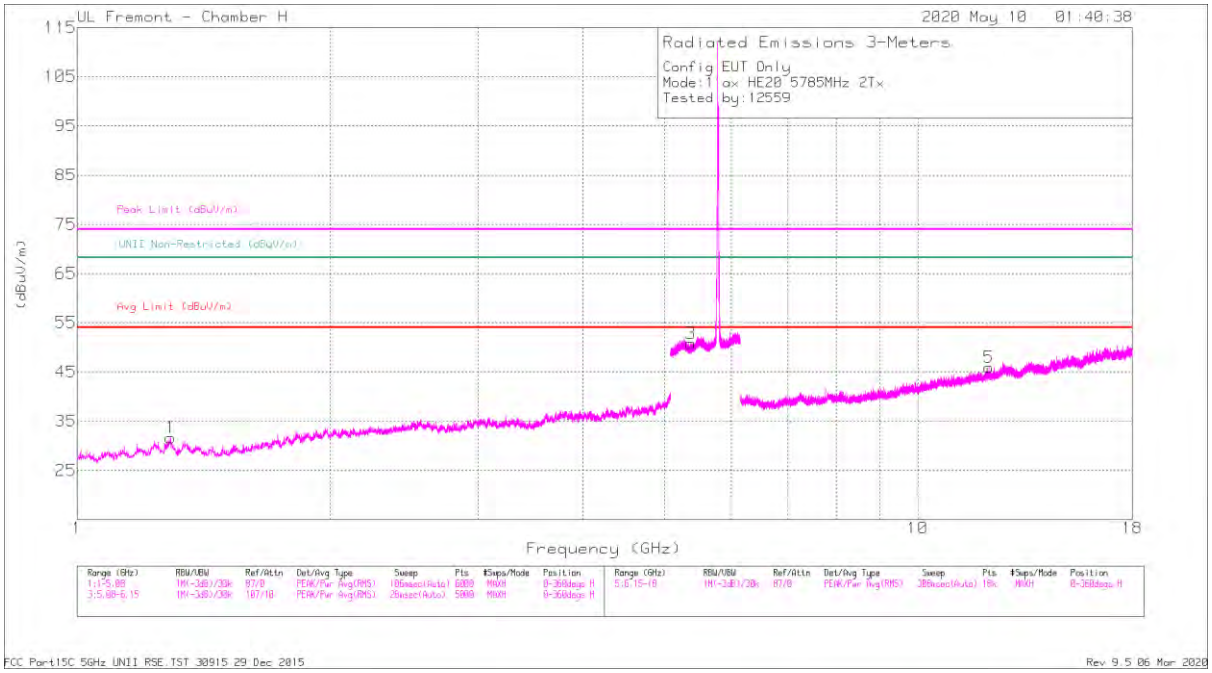

HORIZONTAL

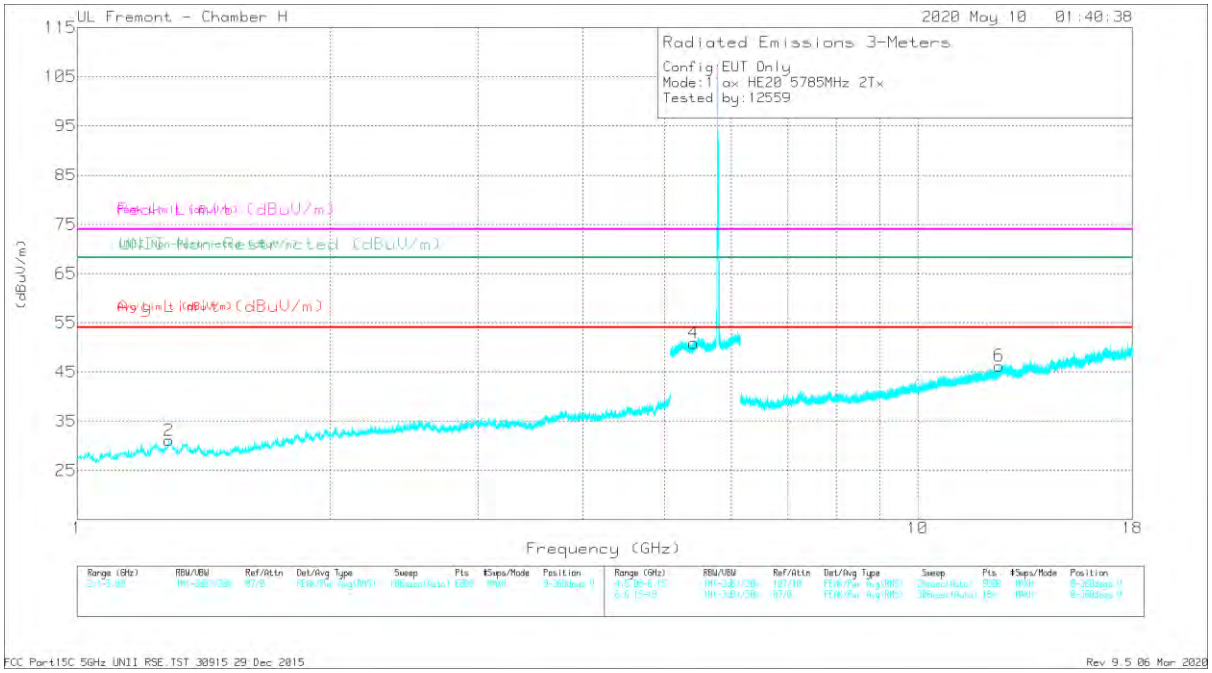

VERTICAL

UL VERIFICATION SERVICES INC.
47173 Benicia Street, Fremont, CA 94538; USA TEL:(510) 319-4000 FAX:(510) 661-0888
This report shall not be reproduced except in full, without the written approval of UL Verification Services Inc.

RADIATED EMISSIONS

Marker	Frequency (GHz)	Meter Reading (dBuV)	Det	AF T863 (dB/m)	Amp/Cbl/Fltr/Pad (dB)	Corrected Reading (dBuV/m)	Avg Limit (dBuV/m)	Margin (dB)	Peak Limit (dBuV/m)	PK Margin (dB)	UNII Non-Restricted (dBuV/m)	PK Margin (dB)	Azimuth (Degs)	Height (cm)	Polarity
1	* 1.28933	45.08	PK-U	29.2	-35.1	39.18	-	-	74	-34.82	-	-	22	242	H
	* 1.29112	33.04	ADR	29.1	-35.1	27.04	54	-26.96	-	-	-	-	22	242	H
2	* 1.28541	44.43	PK-U	29.2	-35.1	38.53	-	-	74	-35.47	-	-	142	282	V
	* 1.28731	32.93	ADR	29.2	-35.1	27.03	54	-26.97	-	-	-	-	142	282	V
3	* 5.37161	44.12	PK-U	34.9	-20.9	58.12	-	-	74	-15.88	-	-	212	119	H
	* 5.37045	32.53	ADR	34.9	-20.9	46.53	54	-7.47	-	-	-	-	212	119	H
4	* 5.40708	43.87	PK-U	35	-20.8	58.07	-	-	74	-15.93	-	-	307	181	V
	* 5.40908	32.49	ADR	35	-20.8	46.69	54	-7.31	-	-	-	-	307	181	V
5	* 12.15602	36.93	PK-U	38.9	-23.9	51.93	-	-	74	-22.07	-	-	231	245	H
	* 12.15778	25.83	ADR	38.9	-23.8	40.93	54	-13.07	-	-	-	-	231	245	H
6	* 12.48869	38.2	PK-U	39.3	-24.1	53.4	-	-	74	-20.6	-	-	146	137	V
	* 12.48941	26.26	ADR	39.3	-24.1	41.46	54	-12.54	-	-	-	-	146	137	V

* - indicates frequency in CFR47 Pt 15 / IC RSS-Restricted Band
PK-U - U-NII: Maximum Peak
ADR - U-NII AD primary method, RMS average

UL VERIFICATION SERVICES INC.
47173 Benicia Street, Fremont, CA 94538; USA TEL:(510) 319-4000 FAX:(510) 661-0888
This report shall not be reproduced except in full, without the written approval of UL Verification Services Inc.

HIGH CHANNEL RESULTS

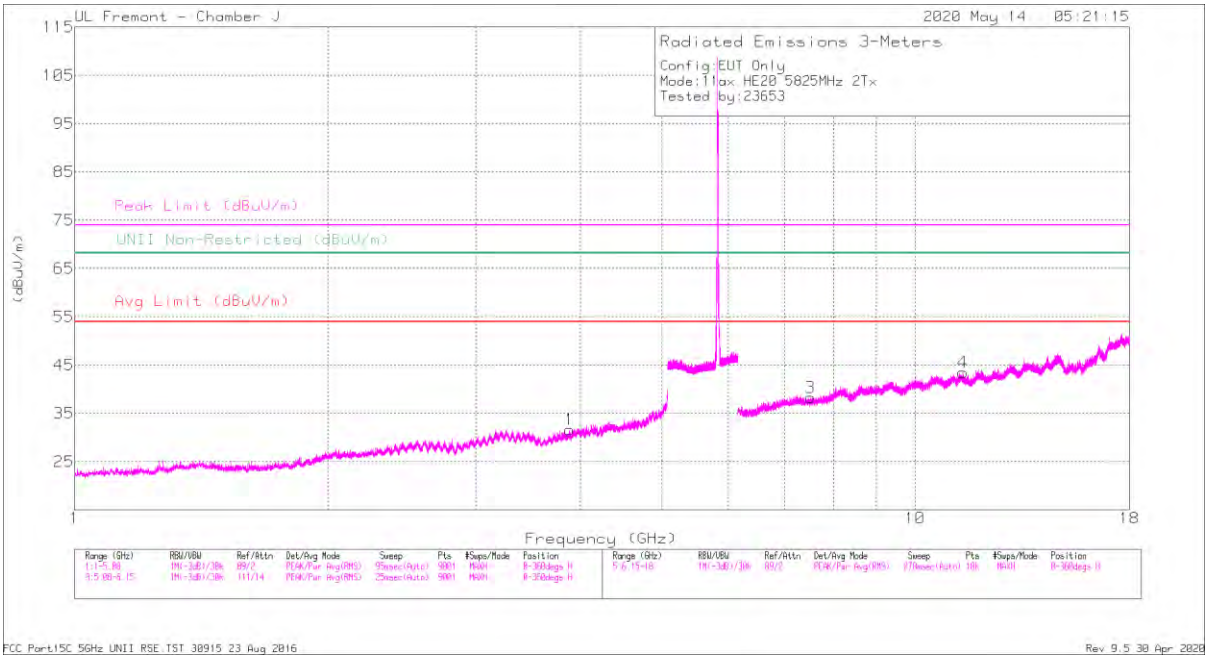

HORIZONTAL

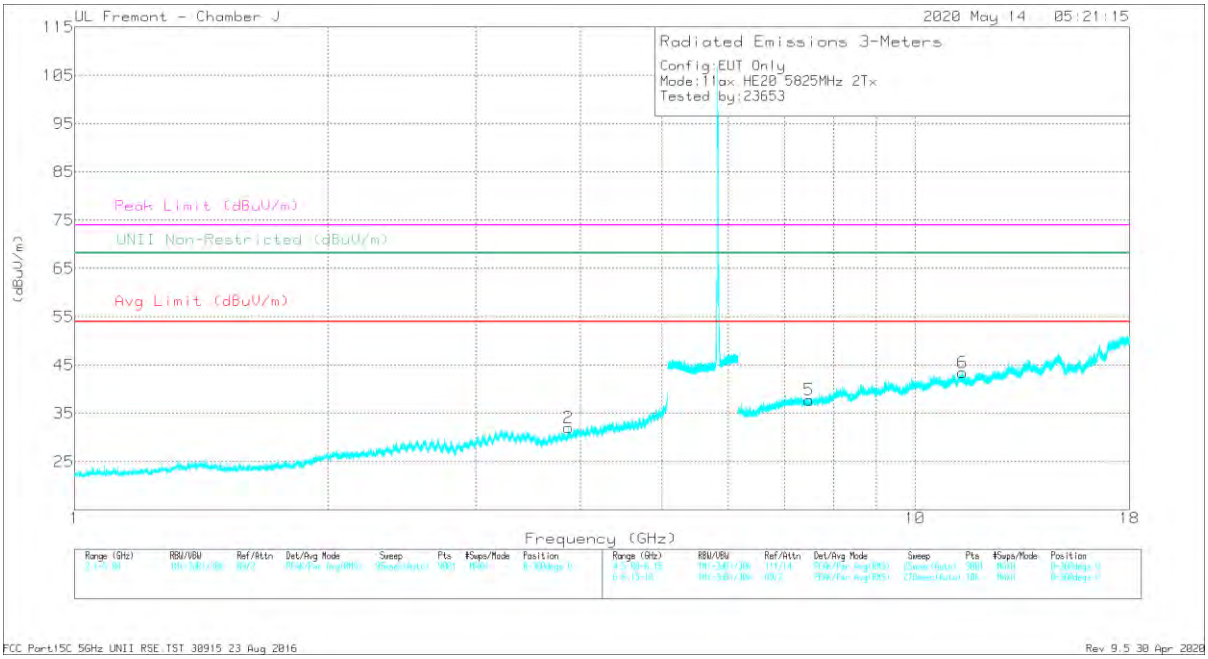

VERTICAL

UL VERIFICATION SERVICES INC.
47173 Benicia Street, Fremont, CA 94538; USA TEL:(510) 319-4000 FAX:(510) 661-0888
This report shall not be reproduced except in full, without the written approval of UL Verification Services Inc.

RADIATED EMISSIONS

Marker	Frequency (GHz)	Meter Reading (dBuV)	Det	AF T963 (dB/m)	Amp/Cbl/Fltr/Pad (dB)	Corrected Reading (dBuV/m)	Avg Limit (dBuV/m)	Margin (dB)	Peak Limit (dBuV/m)	PK Margin (dB)	UNII Non-Restricted (dBuV/m)	PK Margin (dB)	Azimuth (Degs)	Height (cm)	Polarity
1	* 3.88004	40.1	PK-U	31.4	-32.4	39.1	-	-	74	-34.9	-	-	239	321	H
	* 3.8808	29.84	ADR	31.4	-32.4	28.84	54	-25.16	-	-	-	-	239	321	H
2	* 3.86708	40.03	PK-U	31.3	-32.5	38.83	-	-	74	-35.17	-	-	200	259	V
	* 3.86885	29.8	ADR	31.3	-32.5	28.6	54	-25.4	-	-	-	-	200	259	V
3	* 7.50922	36.63	PK-U	37.1	-27.5	46.23	-	-	74	-27.77	-	-	357	375	H
	* 7.51101	26.33	ADR	37.1	-27.5	35.93	54	-18.07	-	-	-	-	357	375	H
4	* 11.40812	33.85	PK-U	39.6	-22.8	50.65	-	-	74	-23.35	-	-	325	193	H
	* 11.40924	23.5	ADR	39.6	-22.8	40.3	54	-13.7	-	-	-	-	325	193	H
5	* 7.47908	36.36	PK-U	37	-27.5	45.86	-	-	74	-28.14	-	-	108	361	V
	* 7.4805	26.03	ADR	37	-27.5	35.53	54	-18.47	-	-	-	-	108	361	V
6	* 11.39863	33.16	PK-U	39.6	-22.8	49.96	-	-	74	-24.04	-	-	123	108	V
	* 11.39623	22.84	ADR	39.6	-22.8	39.64	54	-14.36	-	-	-	-	123	108	V

* - indicates frequency in CFR47 Pt 15 / IC RSS-Restricted Band
PK-U - U-NII: Maximum Peak
ADR - U-NII AD primary method, RMS average

UL VERIFICATION SERVICES INC.
47173 Benicia Street, Fremont, CA 94538; USA TEL:(510) 319-4000 FAX:(510) 661-0888
This report shall not be reproduced except in full, without the written approval of UL Verification Services Inc.

1.1.23. TX ABOVE 1 GHz 802.11ax HE40 MODE IN THE 5.8 GHz BAND

1TX ANT 5 – SU, RU Index 65

BANDEDGE (LOW CHANNEL)

HORIZONTAL RESULT

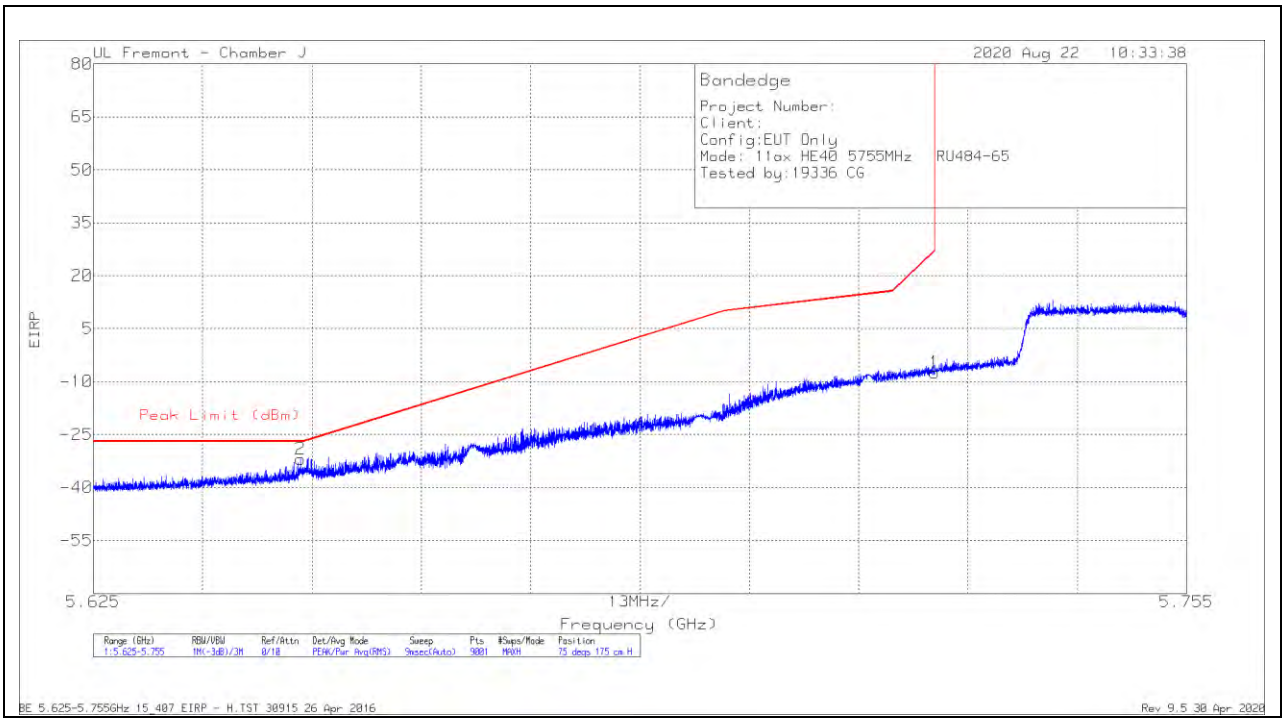

Marker	Frequency (GHz)	Meter Reading (dBm)	Det	AF T963 (dB/m)	Amp/Cbl/Fltr/Pad (dB)	Conversion Factor (dB)	Corrected Reading EIRP	Peak Limit (dBm)	PK Margin (dB)	Azimuth (Degs)	Height (cm)	Polarity
1	5.725	-32.74	Pk	33.4	-19.9	11.8	-7.44	26.99	-34.43	75	175	H
2	5.64961	-57.11	Pk	33.4	-20.1	11.8	-32.01	-27	-5.01	75	175	H

Pk - Peak detector

UL VERIFICATION SERVICES INC.
47173 Benicia Street, Fremont, CA 94538; USA TEL:(510) 319-4000 FAX:(510) 661-0888
This report shall not be reproduced except in full, without the written approval of UL Verification Services Inc.

VERTICAL RESULT

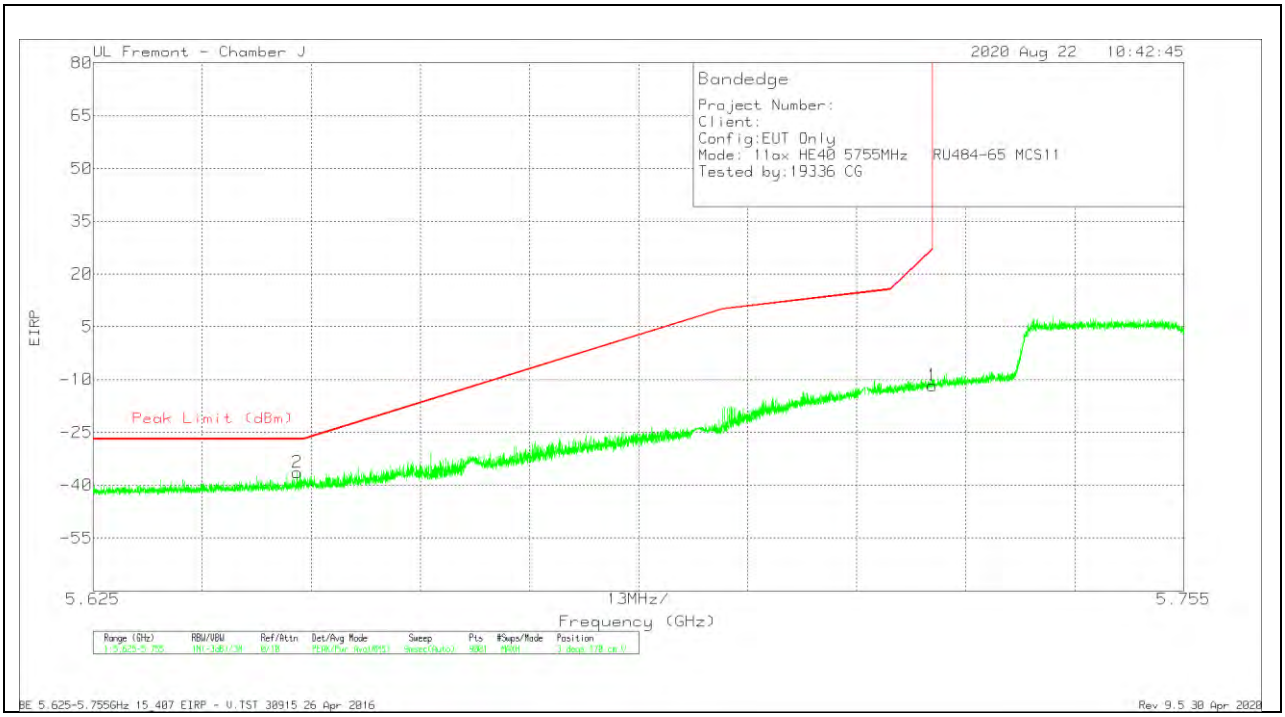

Marker	Frequency (GHz)	Meter Reading (dBm)	Det	AF T963 (dB/m)	Amp/Cbl/Fltr/Pad (dB)	Conversion Factor (dB)	Corrected Reading EIRP	Peak Limit (dBm)	PK Margin (dB)	Azimuth (Degs)	Height (cm)	Polarity
1	5.725	-37.07	Pk	33.4	-19.9	11.8	-11.77	26.99	-38.76	3	170	V
2	5.64929	-61.56	Pk	33.4	-20.1	11.8	-36.46	-27	-9.46	3	170	V

Pk - Peak detector

UL VERIFICATION SERVICES INC.
47173 Benicia Street, Fremont, CA 94538; USA TEL:(510) 319-4000 FAX:(510) 661-0888
This report shall not be reproduced except in full, without the written approval of UL Verification Services Inc.

BANDEDGE (HIGH CHANNEL)

HORIZONTAL RESULT

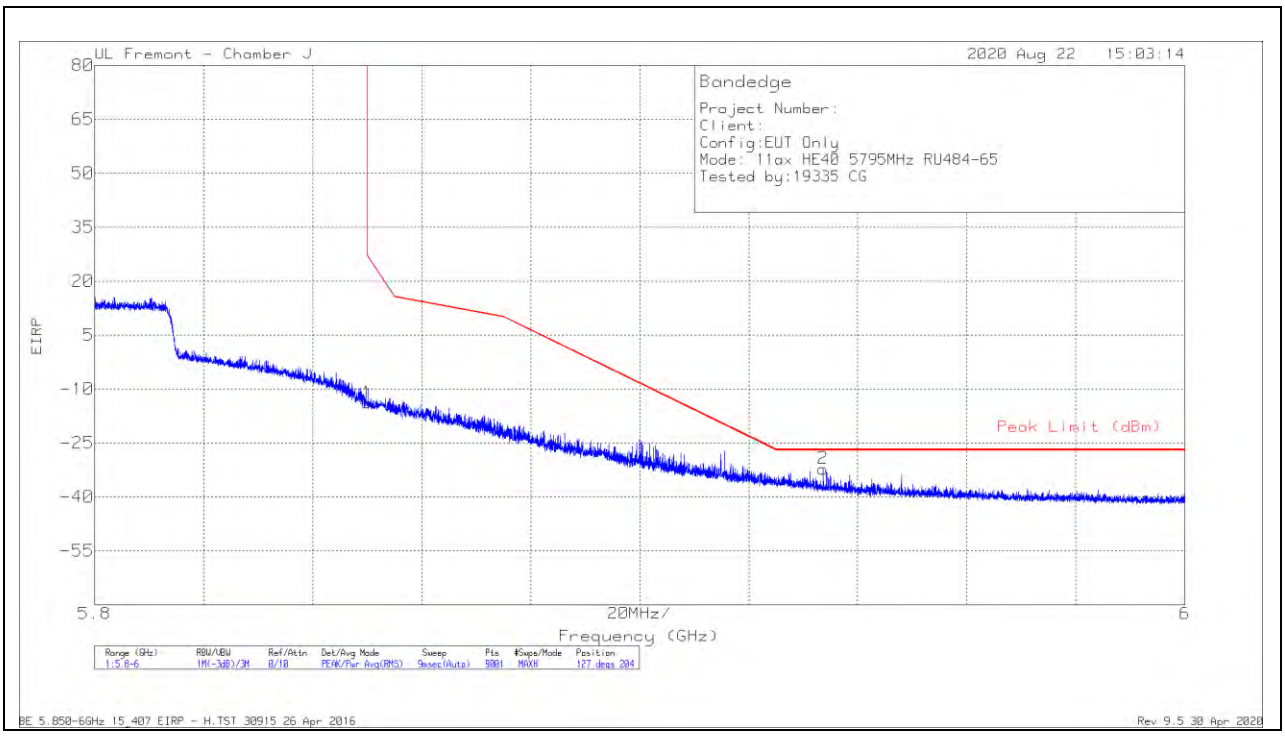

Marker	Frequency (GHz)	Meter Reading (dBm)	Det	AF T963 (dB/m)	Amp/Cbl/Fltr/Pad (dB)	Conversion Factor (dB)	Corrected Reading EIRP	Peak Limit (dBm)	PK Margin (dB)	Azimuth (Degs)	Height (cm)	Polarity
1	5.85002	-40.02	Pk	33.8	-19.4	11.8	-13.82	26.95	-40.77	127	204	H
2	5.93364	-59.07	Pk	34.4	-19.3	11.8	-32.17	-27	-5.17	127	204	H

Pk - Peak detector

UL VERIFICATION SERVICES INC.
47173 Benicia Street, Fremont, CA 94538; USA TEL:(510) 319-4000 FAX:(510) 661-0888
This report shall not be reproduced except in full, without the written approval of UL Verification Services Inc.

VERTICAL RESULT

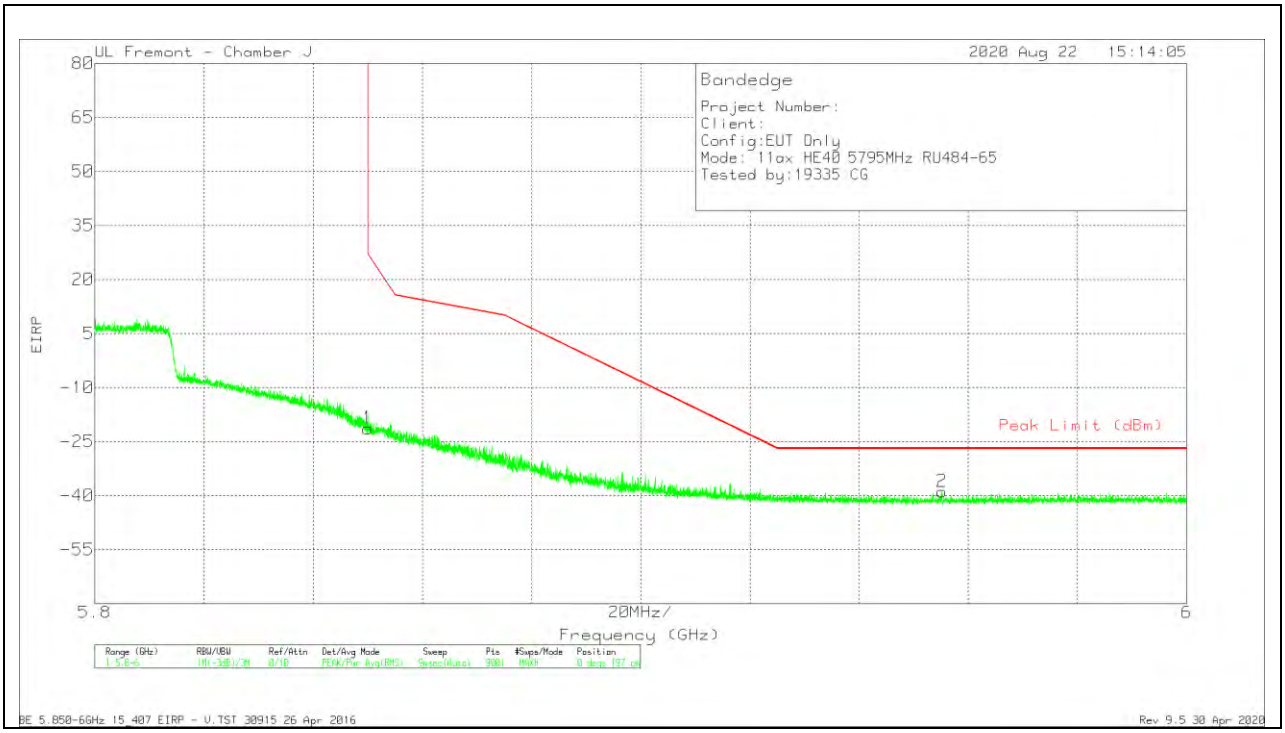

Marker	Frequency (GHz)	Meter Reading (dBm)	Det	AF T963 (dB/m)	Amp/Cbl/Fltr/Pad (dB)	Conversion Factor (dB)	Corrected Reading EIRP	Peak Limit (dBm)	PK Margin (dB)	Azimuth (Degs)	Height (cm)	Polarity
1	5.85002	-47.57	Pk	33.8	-19.4	11.8	-21.37	26.95	-48.32	0	197	V
2	5.95515	-65.77	Pk	34.4	-19.3	11.8	-38.87	-27	-11.87	0	197	V

Pk - Peak detector

UL VERIFICATION SERVICES INC.
47173 Benicia Street, Fremont, CA 94538; USA TEL:(510) 319-4000 FAX:(510) 661-0888
This report shall not be reproduced except in full, without the written approval of UL Verification Services Inc.

1TX ANT 5 – 26 Tones, RU Index 0

BANDEDGE (LOW CHANNEL)

HORIZONTAL RESULT

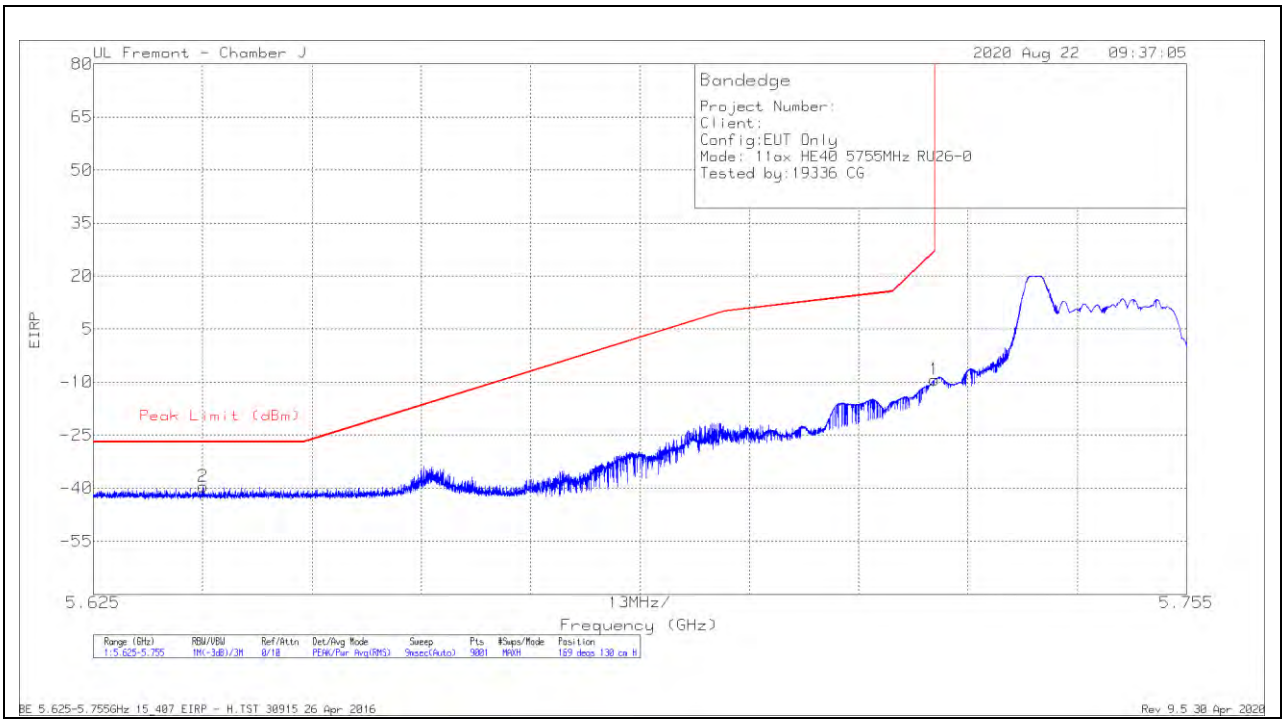

Marker	Frequency (GHz)	Meter Reading (dBm)	Det	AF T963 (dB/m)	Amp/Cbl/Fltr/Pad (dB)	Conversion Factor (dB)	Corrected Reading EIRP	Peak Limit (dBm)	PK Margin (dB)	Azimuth (Degs)	Height (cm)	Polarity
1	5.725	-34.64	Pk	33.4	-19.9	11.8	-9.34	26.99	-36.33	169	130	H
2	5.63804	-64.7	Pk	33.4	-20	11.8	-39.5	-27	-12.5	169	130	H

Pk - Peak detector

UL VERIFICATION SERVICES INC.
47173 Benicia Street, Fremont, CA 94538; USA TEL:(510) 319-4000 FAX:(510) 661-0888
This report shall not be reproduced except in full, without the written approval of UL Verification Services Inc.

VERTICAL RESULT

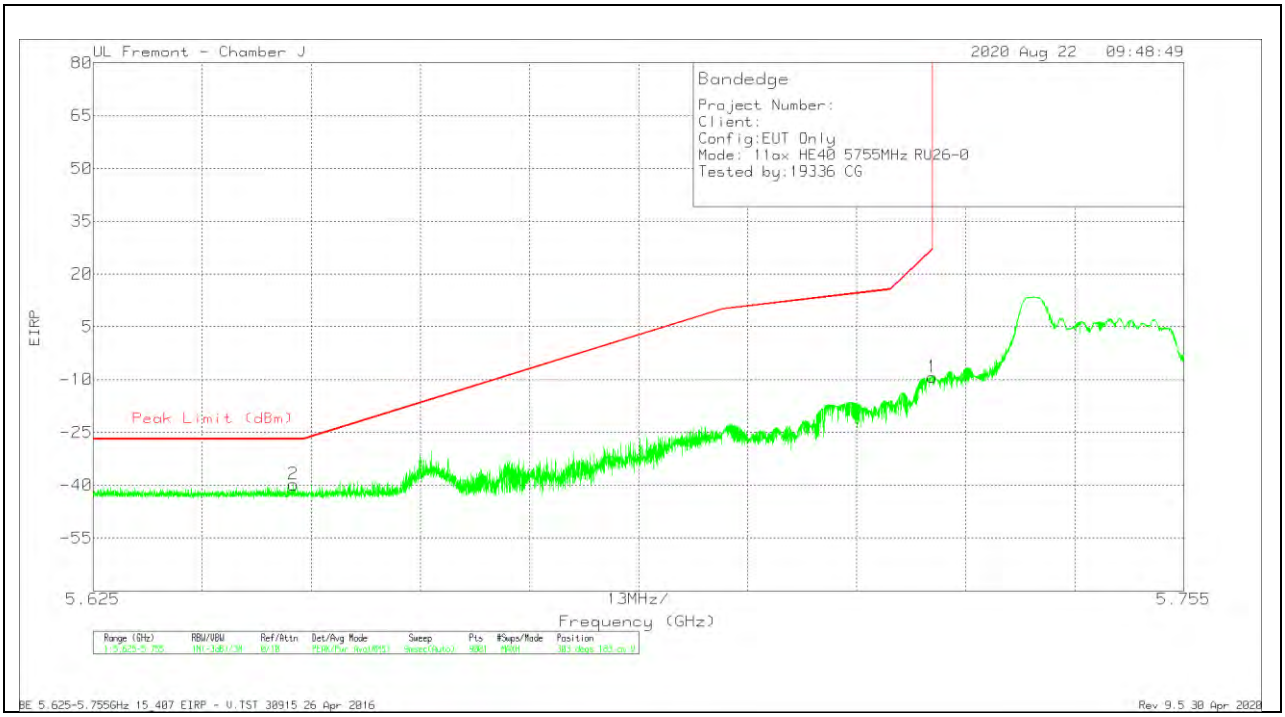

Marker	Frequency (GHz)	Meter Reading (dBm)	Det	AF T963 (dB/m)	Amp/Cbl/Fltr/Pad (dB)	Conversion Factor (dB)	Corrected Reading EIRP	Peak Limit (dBm)	PK Margin (dB)	Azimuth (Degs)	Height (cm)	Polarity
1	5.725	-34.51	Pk	33.4	-19.9	11.8	-9.21	26.99	-36.2	303	183	V
2	5.64889	-64.98	Pk	33.4	-20	11.8	-39.78	-27	-12.78	303	183	V

Pk - Peak detector

UL VERIFICATION SERVICES INC.
47173 Benicia Street, Fremont, CA 94538; USA TEL:(510) 319-4000 FAX:(510) 661-0888
This report shall not be reproduced except in full, without the written approval of UL Verification Services Inc.

1TX ANT 5 – 26 Tones, RU Index 17

BANDEDGE (HIGH CHANNEL)

HORIZONTAL RESULT

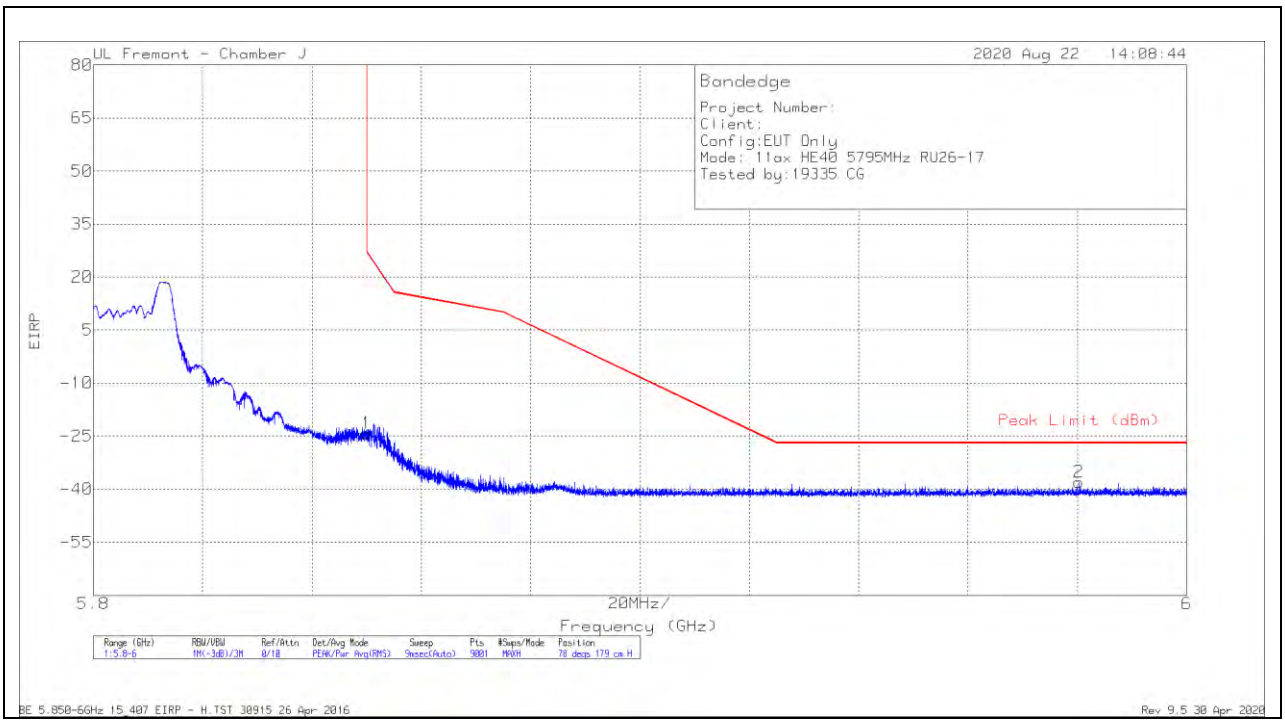

Marker	Frequency (GHz)	Meter Reading (dBm)	Det	AF T963 (dB/m)	Amp/Cbl/Fltr/Pad (dB)	Conversion Factor (dB)	Corrected Reading EIRP	Peak Limit (dBm)	PK Margin (dB)	Azimuth (Degs)	Height (cm)	Polarity
1	5.85002	-50.41	Pk	33.8	-19.4	11.8	-24.21	26.95	-51.16	78	179	H
2	5.98024	-65.16	Pk	34.6	-19.2	11.8	-37.96	-27	-10.96	78	179	H

Pk - Peak detector

UL VERIFICATION SERVICES INC.
47173 Benicia Street, Fremont, CA 94538; USA TEL:(510) 319-4000 FAX:(510) 661-0888
This report shall not be reproduced except in full, without the written approval of UL Verification Services Inc.

VERTICAL RESULT

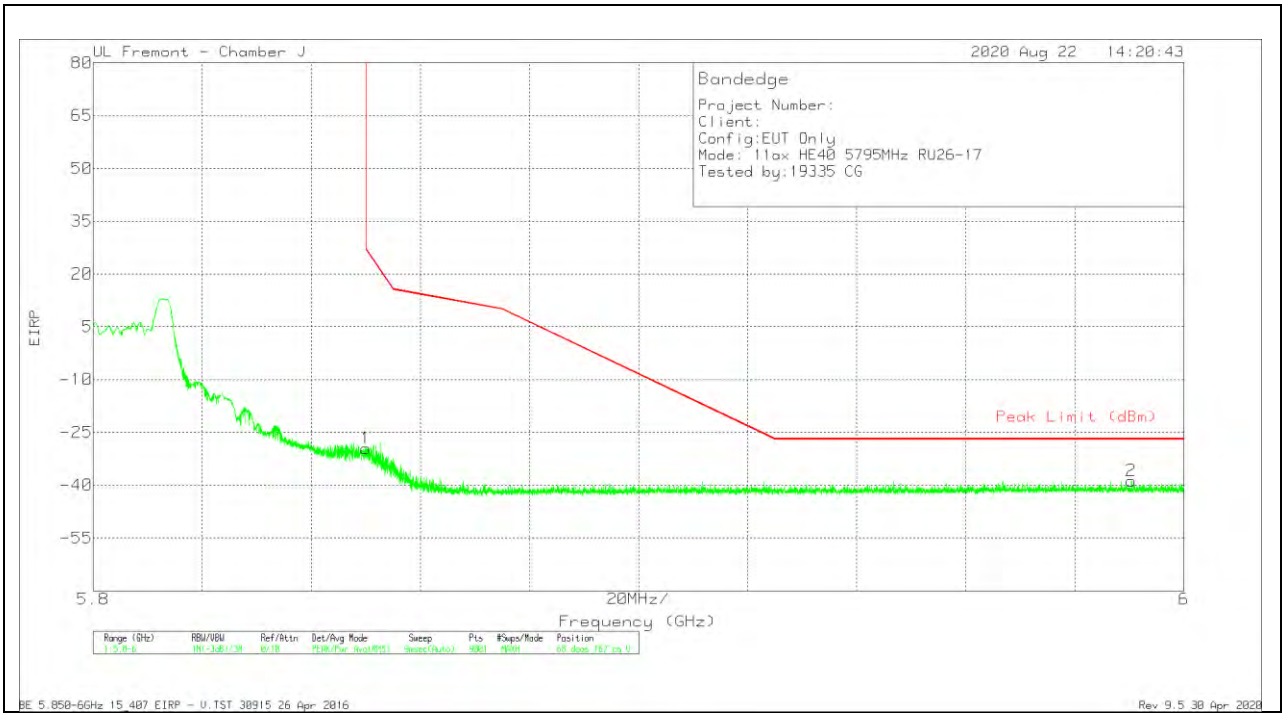

Marker	Frequency (GHz)	Meter Reading (dBm)	Det	AF T963 (dB/m)	Amp/Cbl/Fltr/Pad (dB)	Conversion Factor (dB)	Corrected Reading EIRP	Peak Limit (dBm)	PK Margin (dB)	Azimuth (Degs)	Height (cm)	Polarity
1	5.85002	-55.78	Pk	33.8	-19.4	11.8	-29.58	26.95	-56.53	68	167	V
2	5.99042	-66.01	Pk	34.6	-19.1	11.8	-38.71	-27	-11.71	68	167	V

Pk - Peak detector

UL VERIFICATION SERVICES INC.
47173 Benicia Street, Fremont, CA 94538; USA TEL:(510) 319-4000 FAX:(510) 661-0888
This report shall not be reproduced except in full, without the written approval of UL Verification Services Inc.

1TX ANT 6 – SU, RU Index 65

BANDEDGE (LOW CHANNEL)

HORIZONTAL RESULT

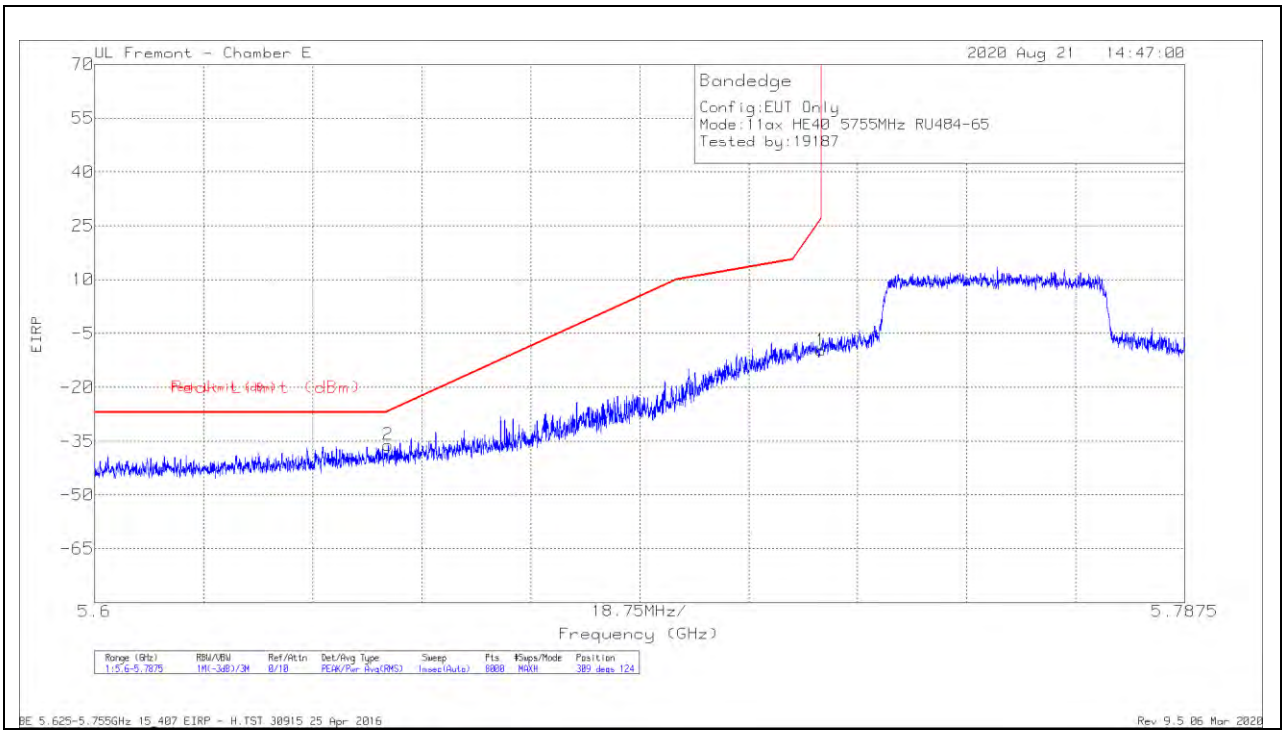

Marker	Frequency (GHz)	Meter Reading (dBm)	Det	AF T712 (dB/m)	Amp/Cbl/Fltr/Pad (dB)	Conversion Factor (dB)	Corrected Reading EIRP	Peak Limit (dBm)	PK Margin (dB)	Azimuth (Degs)	Height (cm)	Polarity
2	5.65049	-61.06	Pk	34.7	-21.5	11.8	-36.06	-26.64	-9.42	309	124	H
1	5.72498	-34.97	Pk	34.7	-21.2	11.8	-9.67	26.96	-36.63	309	124	H

Pk - Peak detector

UL VERIFICATION SERVICES INC.
47173 Benicia Street, Fremont, CA 94538; USA TEL:(510) 319-4000 FAX:(510) 661-0888
This report shall not be reproduced except in full, without the written approval of UL Verification Services Inc.

VERTICAL RESULT

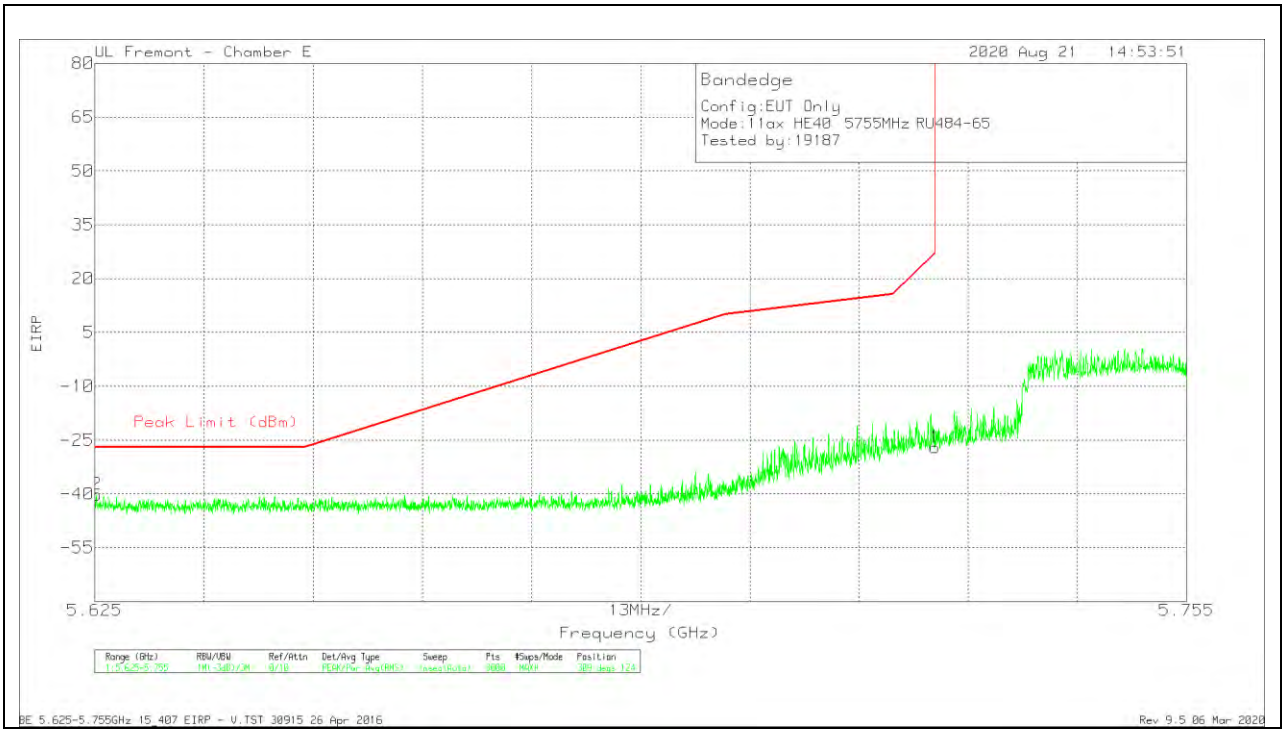

Marker	Frequency (GHz)	Meter Reading (dBm)	Det	AF T712 (dB/m)	Amp/Cbl/Fltr/Pad (dB)	Conversion Factor (dB)	Corrected Reading EIRP	Peak Limit (dBm)	PK Margin (dB)	Azimuth (Degs)	Height (cm)	Polarity
2	5.6252	-65.09	Pk	34.8	-21.7	11.8	-40.19	-27	-13.19	309	124	V
1	5.725	-52.36	Pk	34.7	-21.2	11.8	-27.06	27	-54.06	309	124	V

Pk - Peak detector

UL VERIFICATION SERVICES INC.
47173 Benicia Street, Fremont, CA 94538; USA TEL:(510) 319-4000 FAX:(510) 661-0888
This report shall not be reproduced except in full, without the written approval of UL Verification Services Inc.

BANDEDGE (HIGH CHANNEL)

HORIZONTAL RESULT

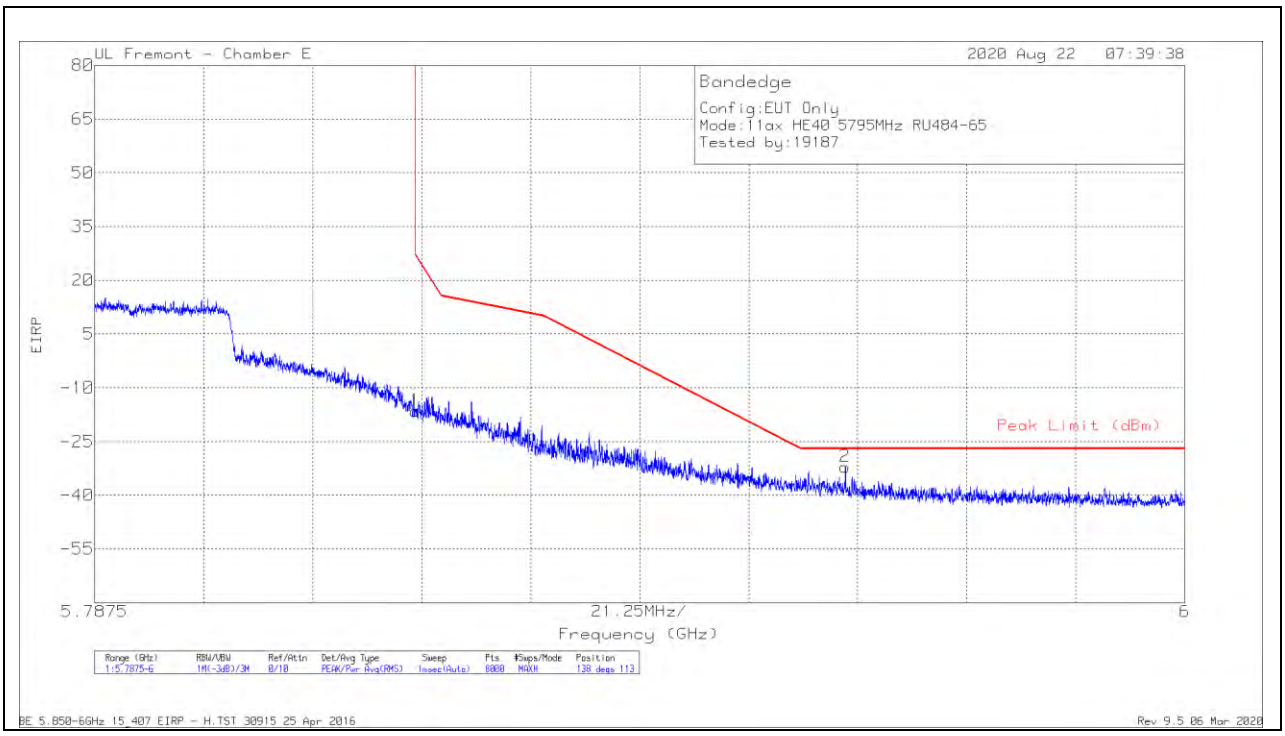

Marker	Frequency (GHz)	Meter Reading (dBm)	Det	AF T712 (dB/m)	Amp/Cbl/Fltr/Pad (dB)	Conversion Factor (dB)	Corrected Reading EIRP	Peak Limit (dBm)	PK Margin (dB)	Azimuth (Degs)	Height (cm)	Polarity
1	5.85001	-42.48	Pk	34.9	-20.7	11.8	-16.48	26.98	-43.46	138	113	H
2	5.93383	-57.95	Pk	35.1	-21	11.8	-32.05	-27	-5.05	138	113	H

Pk - Peak detector

UL VERIFICATION SERVICES INC.
47173 Benicia Street, Fremont, CA 94538; USA TEL:(510) 319-4000 FAX:(510) 661-0888
This report shall not be reproduced except in full, without the written approval of UL Verification Services Inc.

VERTICAL RESULT

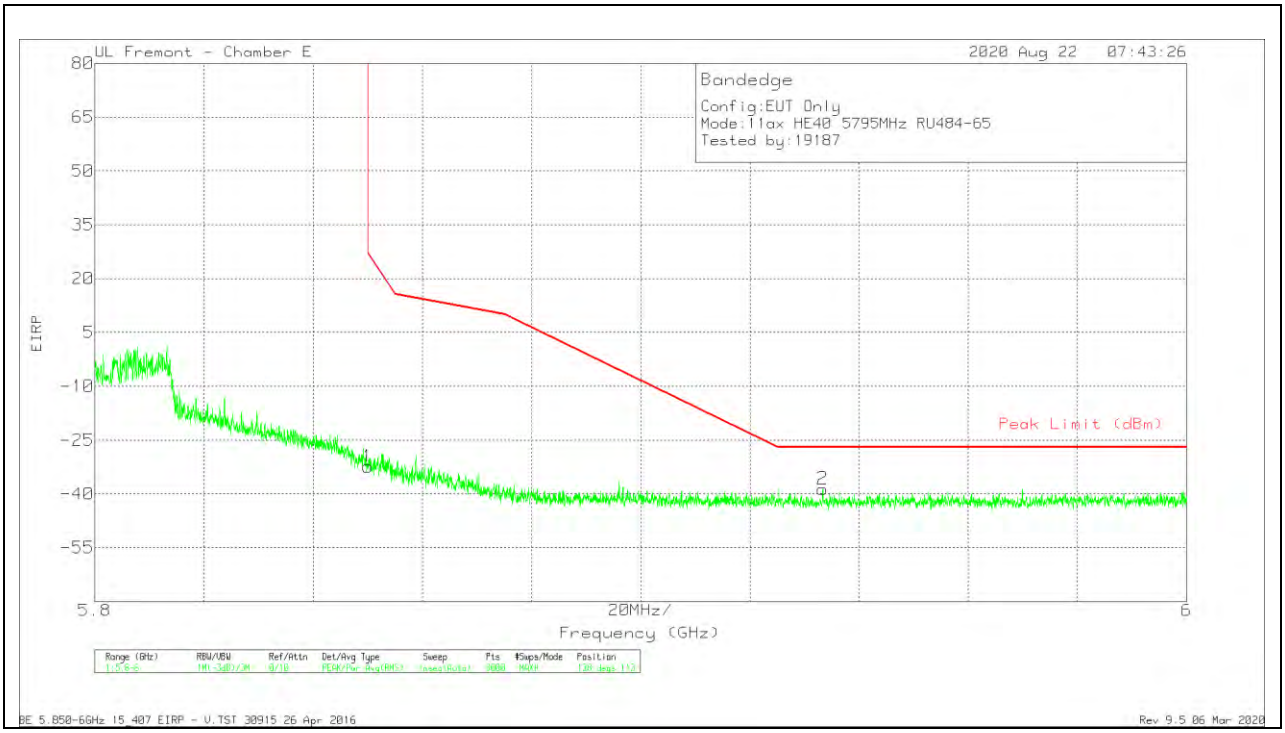

Marker	Frequency (GHz)	Meter Reading (dBm)	Det	AF T712 (dB/m)	Amp/Cbl/Fltr/Pad (dB)	Conversion Factor (dB)	Corrected Reading EIRP	Peak Limit (dBm)	PK Margin (dB)	Azimuth (Degs)	Height (cm)	Polarity
1	5.85001	-58.36	Pk	34.9	-20.7	11.8	-32.36	26.99	-59.35	138	113	V
2	5.93334	-64.5	Pk	35.1	-21	11.8	-38.6	-27	-11.6	138	113	V

Pk - Peak detector

UL VERIFICATION SERVICES INC.
47173 Benicia Street, Fremont, CA 94538; USA TEL:(510) 319-4000 FAX:(510) 661-0888
This report shall not be reproduced except in full, without the written approval of UL Verification Services Inc.

1TX ANT 6 – 26 Tones, RU Index 0

BANDEDGE (LOW CHANNEL)

HORIZONTAL RESULT

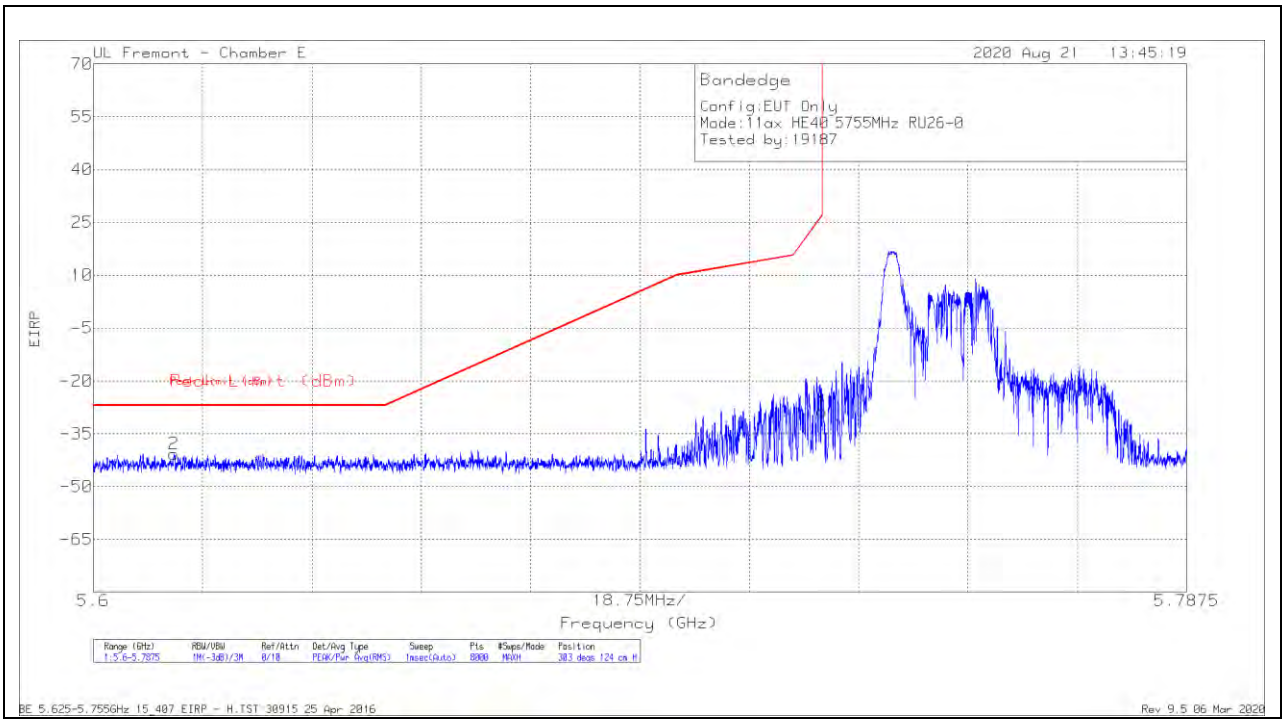

Marker	Frequency (GHz)	Meter Reading (dBm)	Det	AF T712 (dB/m)	Amp/Cbl/Fltr/Pad (dB)	Conversion Factor (dB)	Corrected Reading EIRP	Peak Limit (dBm)	PK Margin (dB)	Azimuth (Degs)	Height (cm)	Polarity
2	5.61381	-65.48	Pk	34.7	-21.7	11.8	-40.68	-27	-13.68	303	124	H
1	5.72498	-54.07	Pk	34.7	-21.2	11.8	-28.77	26.96	-55.73	303	124	H

Pk - Peak detector

UL VERIFICATION SERVICES INC.
47173 Benicia Street, Fremont, CA 94538; USA TEL:(510) 319-4000 FAX:(510) 661-0888
This report shall not be reproduced except in full, without the written approval of UL Verification Services Inc.

VERTICAL RESULT

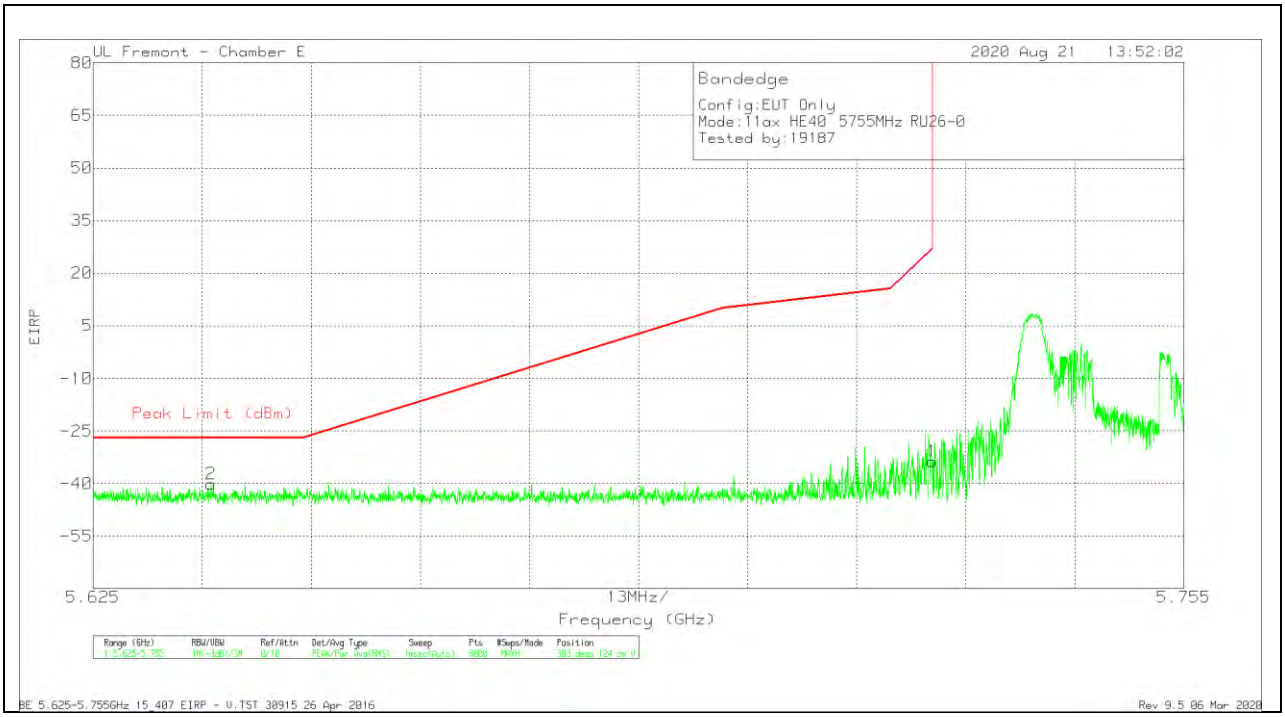

Marker	Frequency (GHz)	Meter Reading (dBm)	Det	AF T712 (dB/m)	Amp/Cbl/Fltr/Pad (dB)	Conversion Factor (dB)	Corrected Reading EIRP	Peak Limit (dBm)	PK Margin (dB)	Azimuth (Degs)	Height (cm)	Polarity
2	5.63906	-65.09	Pk	34.7	-21.6	11.8	-40.19	-27	-13.19	303	124	V
1	5.725	-59.02	Pk	34.7	-21.2	11.8	-33.72	27	-60.72	303	124	V

Pk - Peak detector

UL VERIFICATION SERVICES INC.
47173 Benicia Street, Fremont, CA 94538; USA TEL:(510) 319-4000 FAX:(510) 661-0888
This report shall not be reproduced except in full, without the written approval of UL Verification Services Inc.

1TX ANT 6 – 26 Tones, RU Index 17

BANDEDGE (HIGH CHANNEL)

HORIZONTAL RESULT

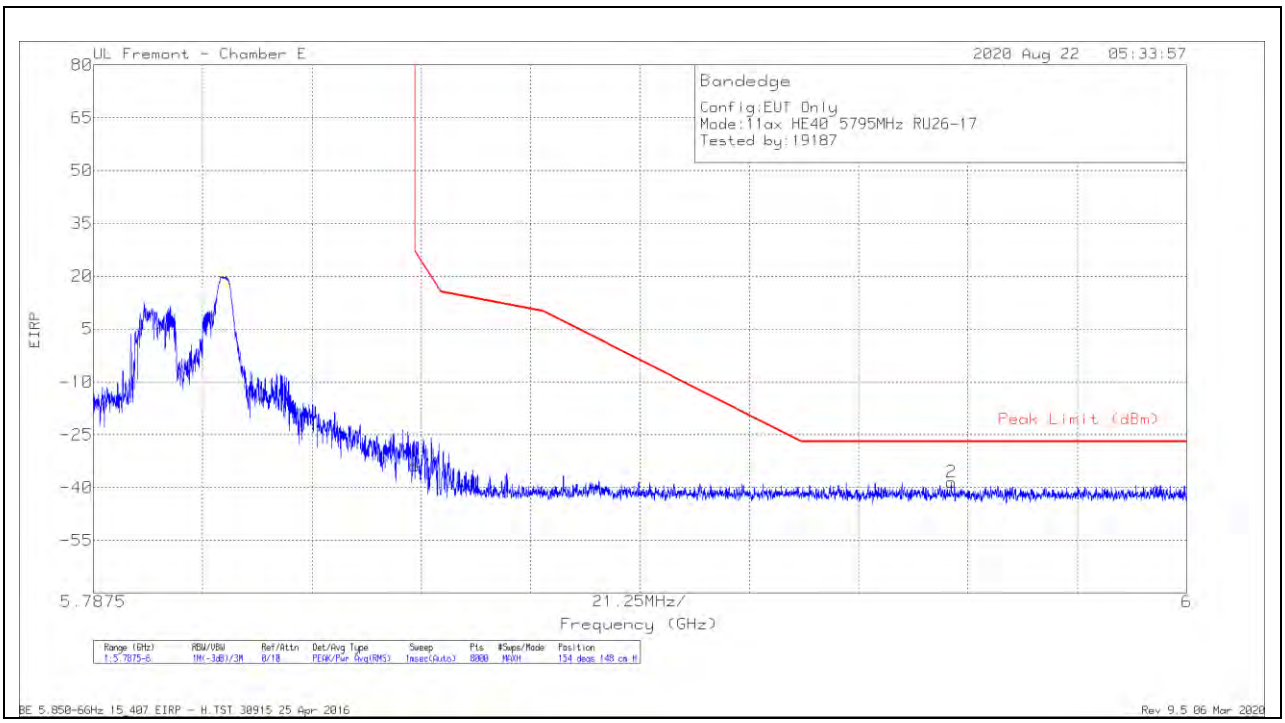

Marker	Frequency (GHz)	Meter Reading (dBm)	Det	AF T712 (dB/m)	Amp/Cbl/Fltr/Pad (dB)	Conversion Factor (dB)	Corrected Reading EIRP	Peak Limit (dBm)	PK Margin (dB)	Azimuth (Degs)	Height (cm)	Polarity
1	5.85001	-59.92	Pk	34.9	-20.7	11.8	-33.92	26.98	-60.9	154	148	H
2	5.95425	-64.46	Pk	35.1	-20.9	11.8	-38.46	-27	-11.46	154	148	H

Pk - Peak detector

UL VERIFICATION SERVICES INC.
47173 Benicia Street, Fremont, CA 94538; USA TEL:(510) 319-4000 FAX:(510) 661-0888
This report shall not be reproduced except in full, without the written approval of UL Verification Services Inc.

VERTICAL RESULT

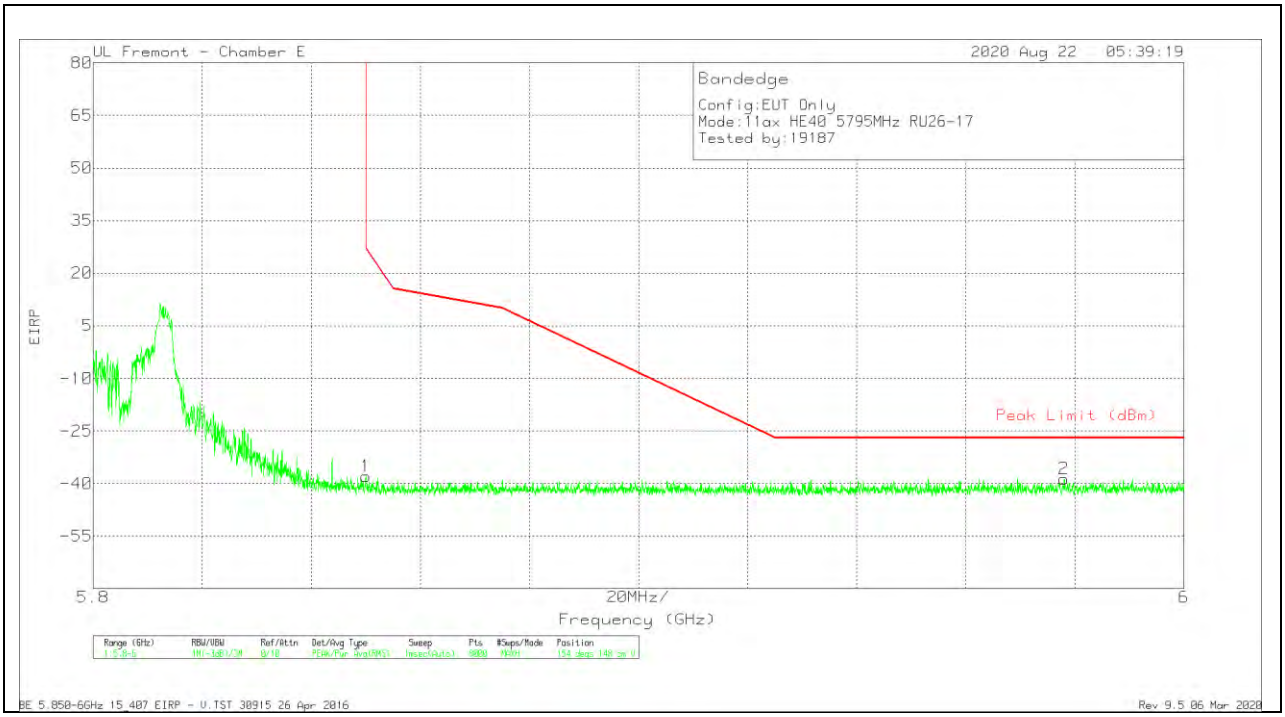

Marker	Frequency (GHz)	Meter Reading (dBm)	Det	AF T712 (dB/m)	Amp/Cbl/Fltr/Pad (dB)	Conversion Factor (dB)	Corrected Reading EIRP	Peak Limit (dBm)	PK Margin (dB)	Azimuth (Degs)	Height (cm)	Polarity
1	5.85001	-64	Pk	34.9	-20.7	11.8	-38	26.99	-64.99	154	148	V
2	5.97805	-64.8	Pk	35.2	-20.8	11.8	-38.6	-27	-11.6	154	148	V

Pk - Peak detector

UL VERIFICATION SERVICES INC.
47173 Benicia Street, Fremont, CA 94538; USA TEL:(510) 319-4000 FAX:(510) 661-0888
This report shall not be reproduced except in full, without the written approval of UL Verification Services Inc.

2TX ANT 5 + ANT 6 OFDMA MODE – SU, RU Index 65

BANDEDGE (LOW CHANNEL)

HORIZONTAL RESULT

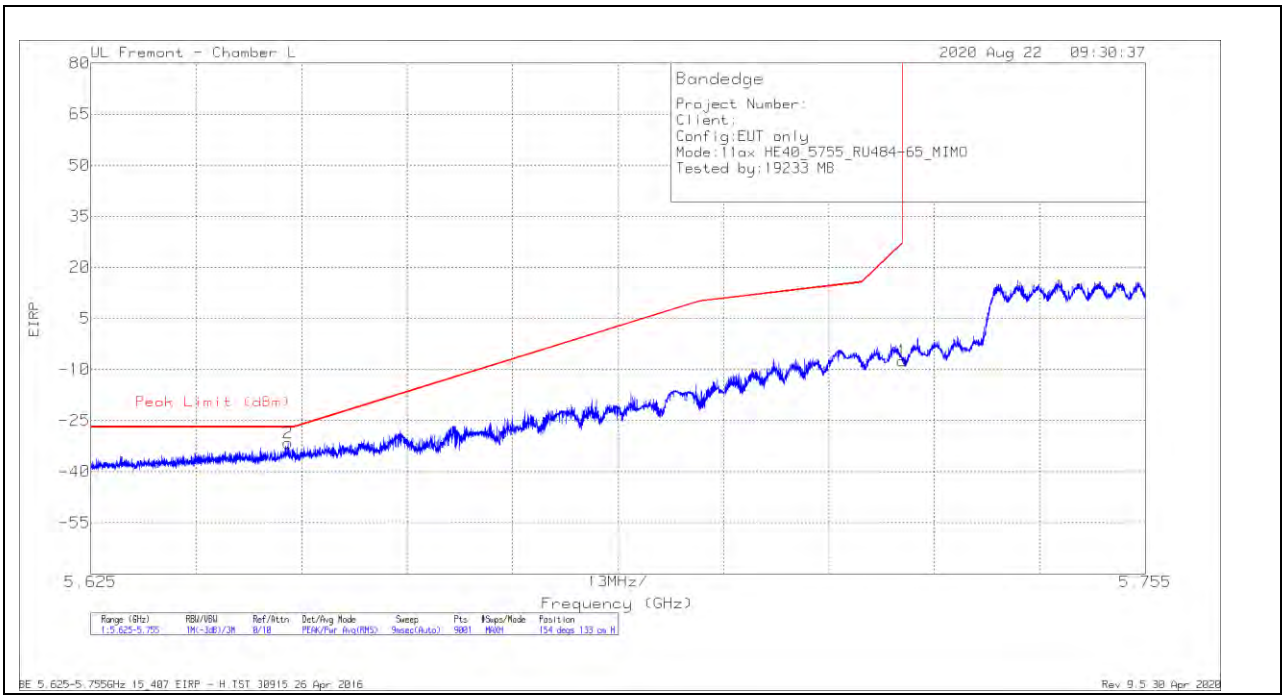

Marker	Frequency (GHz)	Meter Reading (dBm)	Det	AF 344 (dB/m)	Amp/Cbl/Fltr/Pad (dB)	Conversion Factor (dB)	Corrected Reading EIRP	Peak Limit (dBm)	PK Margin (dB)	Azimuth (Degs)	Height (cm)	Polarity
1	5.725	-37.36	Pk	34.7	-16.6	11.8	-7.46	26.99	-34.45	154	133	H
2	5.64935	-61.45	Pk	34.7	-16.6	11.8	-31.55	-27	-4.55	154	133	H

Pk - Peak detector

UL VERIFICATION SERVICES INC.
47173 Benicia Street, Fremont, CA 94538; USA TEL:(510) 319-4000 FAX:(510) 661-0888
This report shall not be reproduced except in full, without the written approval of UL Verification Services Inc.

VERTICAL RESULT

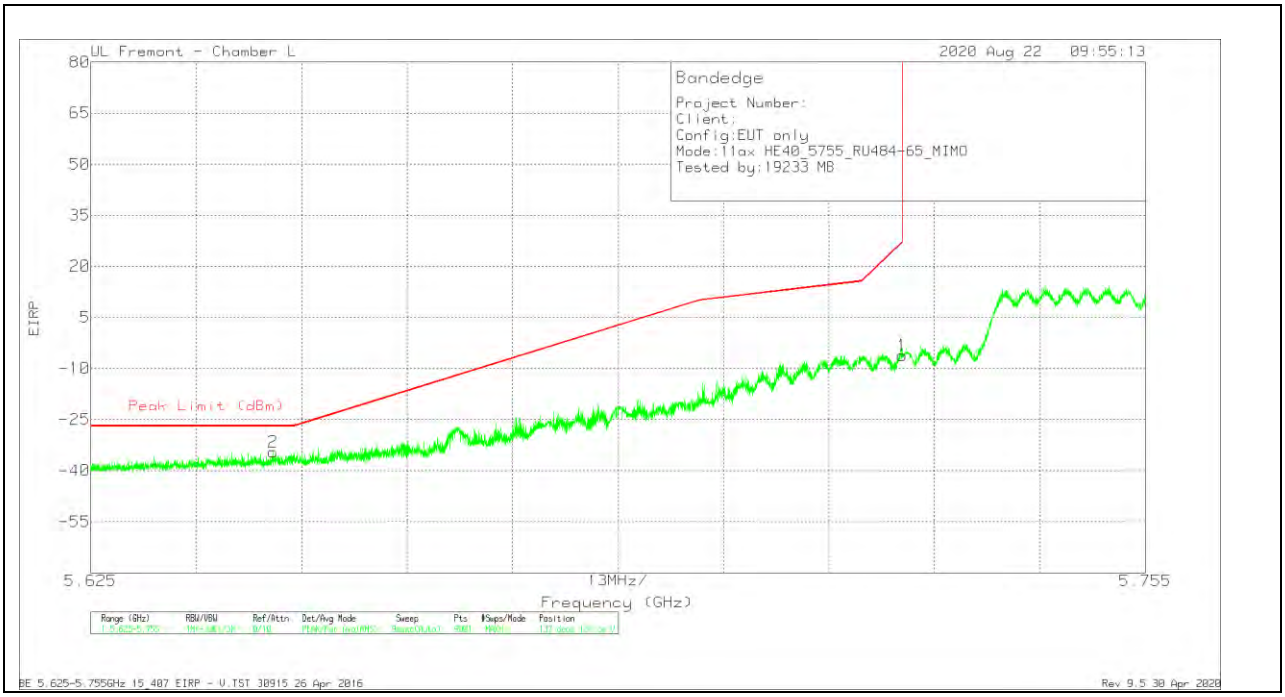

Marker	Frequency (GHz)	Meter Reading (dBm)	Det	AF 344 (dB/m)	Amp/Cbl/Fltr/Pad (dB)	Conversion Factor (dB)	Corrected Reading EIRP	Peak Limit (dBm)	PK Margin (dB)	Azimuth (Degs)	Height (cm)	Polarity
1	5.725	-36.02	Pk	34.7	-16.6	11.8	-6.12	26.99	-33.11	137	134	V
2	5.6475	-64.4	Pk	34.7	-16.6	11.8	-34.5	-27	-7.5	137	134	V

Pk - Peak detector

UL VERIFICATION SERVICES INC.
47173 Benicia Street, Fremont, CA 94538; USA TEL:(510) 319-4000 FAX:(510) 661-0888
This report shall not be reproduced except in full, without the written approval of UL Verification Services Inc.

BANDEDGE (HIGH CHANNEL)

HORIZONTAL RESULT

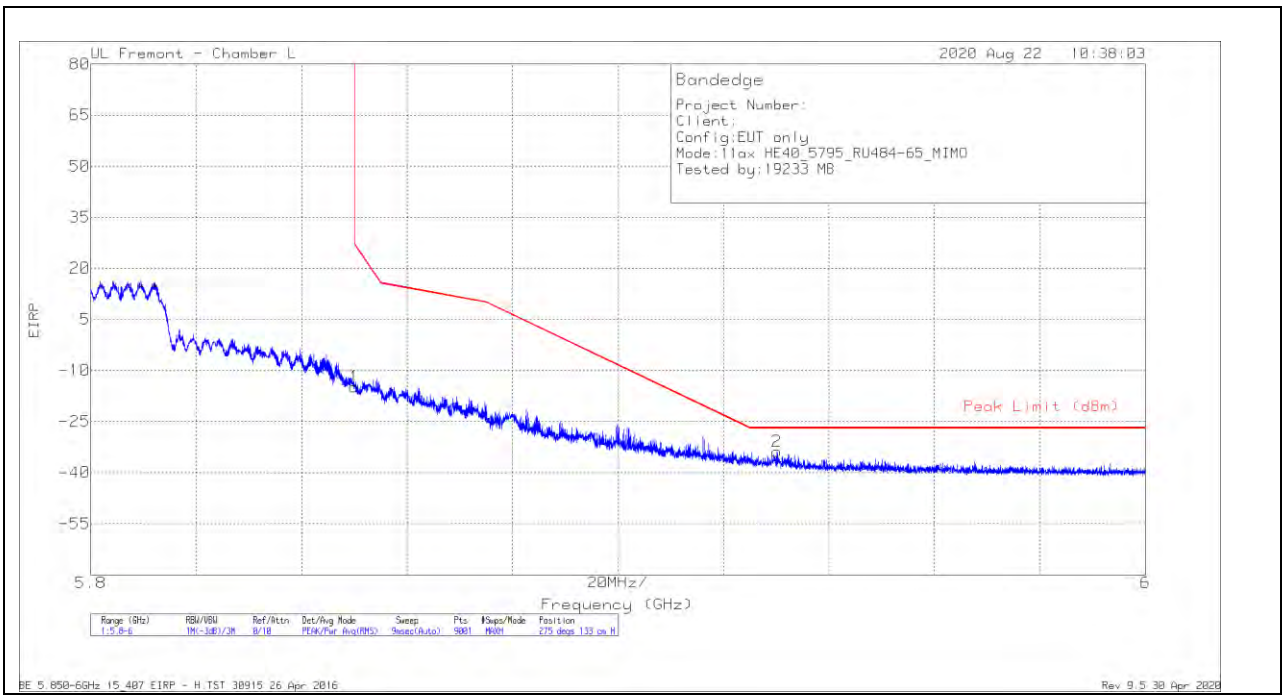

Marker	Frequency (GHz)	Meter Reading (dBm)	Det	AF 344 (dB/m)	Amp/Cbl/Fltr/Pad (dB)	Conversion Factor (dB)	Corrected Reading EIRP	Peak Limit (dBm)	PK Margin (dB)	Azimuth (Degs)	Height (cm)	Polarity
1	5.85002	-45	Pk	35	-16.7	11.8	-14.9	26.95	-41.85	275	133	H
2	5.93013	-64.46	Pk	35.2	-16.3	11.8	-33.76	-27	-6.76	275	133	H

Pk - Peak detector

UL VERIFICATION SERVICES INC.
47173 Benicia Street, Fremont, CA 94538; USA TEL:(510) 319-4000 FAX:(510) 661-0888
This report shall not be reproduced except in full, without the written approval of UL Verification Services Inc.

VERTICAL RESULT

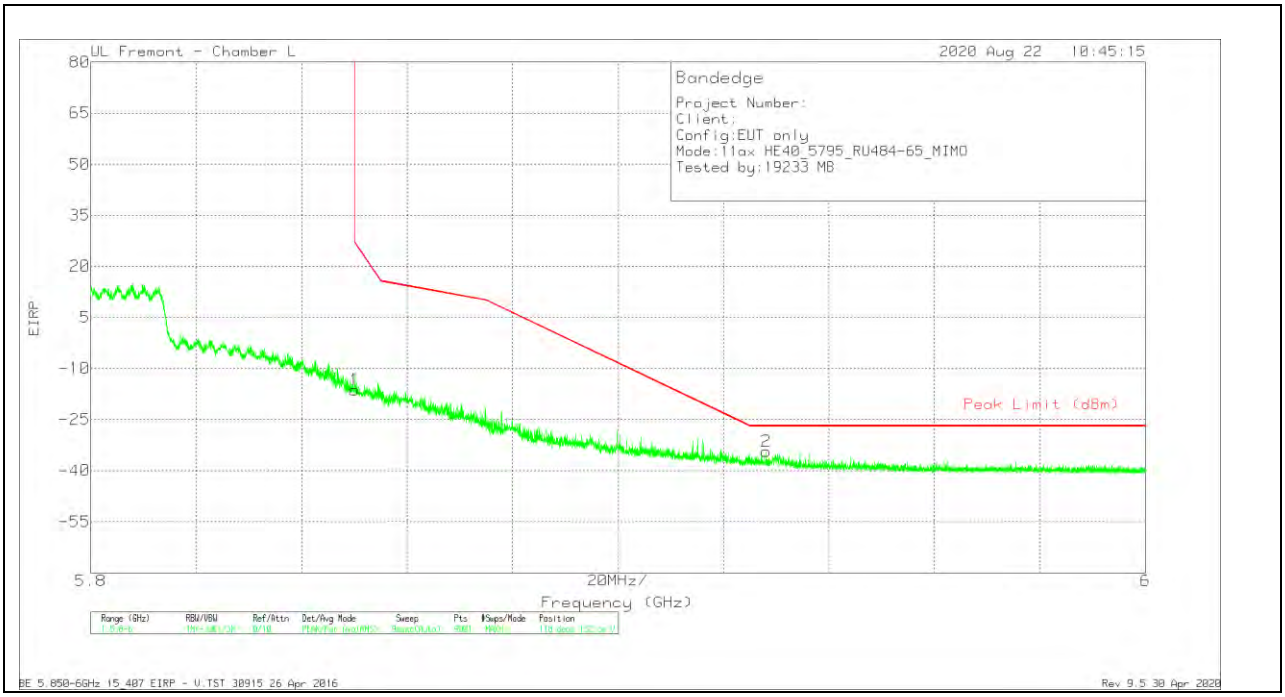

Marker	Frequency (GHz)	Meter Reading (dBm)	Det	AF 344 (dB/m)	Amp/Cbl/Fltr/Pad (dB)	Conversion Factor (dB)	Corrected Reading EIRP	Peak Limit (dBm)	PK Margin (dB)	Azimuth (Degs)	Height (cm)	Polarity
1	5.85002	-46.41	Pk	35	-16.7	11.8	-16.31	26.95	-43.26	118	132	V
2	5.92813	-65.1	Pk	35.2	-16.3	11.8	-34.4	-27	-7.4	118	132	V

Pk - Peak detector

UL VERIFICATION SERVICES INC.
47173 Benicia Street, Fremont, CA 94538; USA TEL:(510) 319-4000 FAX:(510) 661-0888
This report shall not be reproduced except in full, without the written approval of UL Verification Services Inc.

HARMONICS AND SPURIOUS EMISSIONS

LOW CHANNEL RESULTS

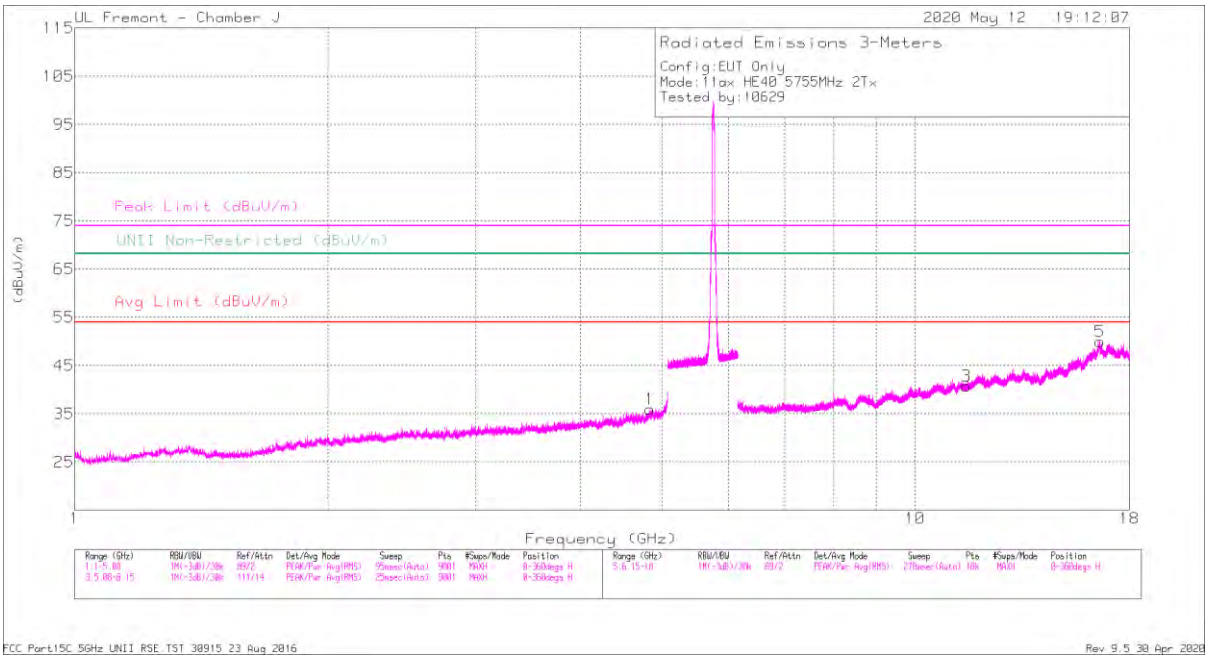

HORIZONTAL

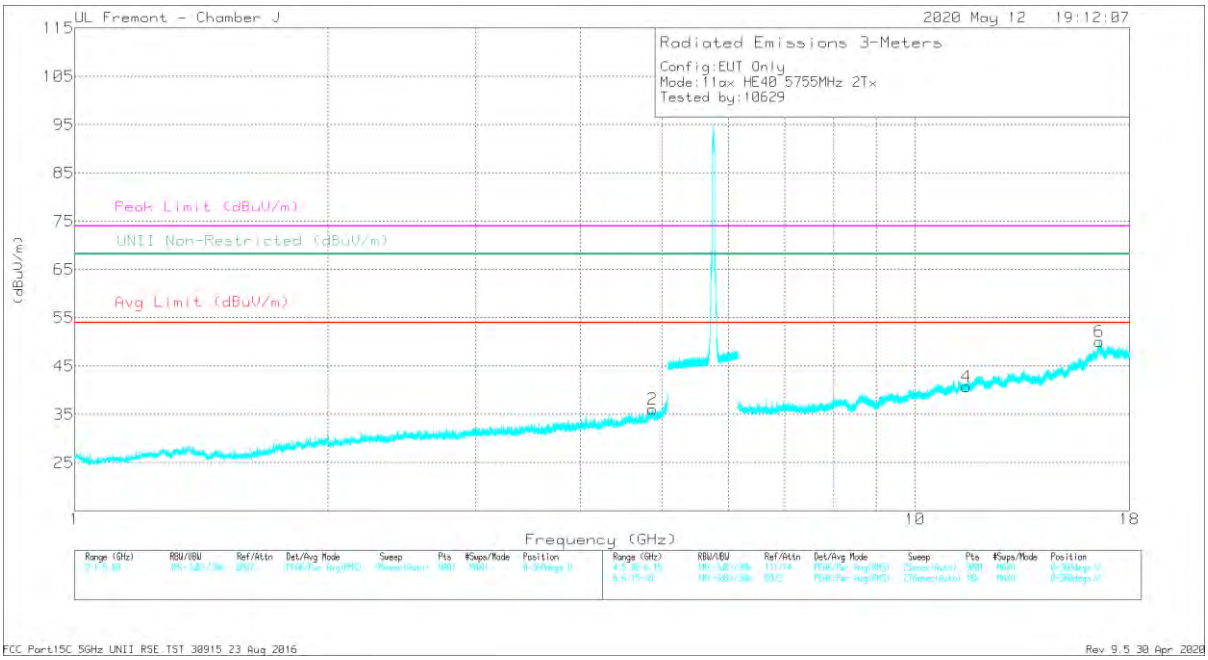

VERTICAL

UL VERIFICATION SERVICES INC.
47173 Benicia Street, Fremont, CA 94538; USA TEL:(510) 319-4000 FAX:(510) 661-0888
This report shall not be reproduced except in full, without the written approval of UL Verification Services Inc.

RADIATED EMISSIONS

Marker	Frequency (GHz)	Meter Reading (dBuV)	Det	AF T344 (dB/m)	Amp/Cbl/Fltr/Pad (dB)	Corrected Reading (dBuV/m)	Avg Limit (dBuV/m)	Margin (dB)	Peak Limit (dBuV/m)	PK Margin (dB)	UNII Non-Restricted (dBuV/m)	PK Margin (dB)	Azimuth (Degs)	Height (cm)	Polarity
1	* 4.83393	39.93	PK-U	34.3	-30.6	43.63	-	-	74	-30.37	-	-	176	360	H
	* 4.83274	29.72	ADR	34.3	-30.6	33.42	54	-20.58	-	-	-	-	176	360	H
2	* 4.87581	39.35	PK-U	34.2	-29.7	43.85	-	-	74	-30.15	-	-	257	187	V
	* 4.87396	29.11	ADR	34.1	-29.7	33.51	54	-20.49	-	-	-	-	257	187	V
3	* 11.51176	34.46	PK-U	38.1	-23.1	49.46	-	-	74	-24.54	-	-	63	341	H
	* 11.51062	23.82	ADR	38.1	-23.1	38.82	54	-15.18	-	-	-	-	63	341	H
5	16.59654	34.15	PK-U	42.1	-19	57.25	-	-	-	-	68.2	-10.95	136	124	H
4	* 11.51318	34.13	PK-U	38.1	-23.1	49.13	-	-	74	-24.87	-	-	225	101	V
	* 11.50983	24.04	ADR	38.1	-23.1	39.04	54	-14.96	-	-	-	-	225	101	V
6	16.57939	33.88	PK-U	42.1	-18.9	57.08	-	-	-	-	68.2	-11.12	353	356	V

* - indicates frequency in CFR47 Pt 15 / IC RSS-Restricted Band
PK-U - U-NII: Maximum Peak
ADR - U-NII AD primary method, RMS average

UL VERIFICATION SERVICES INC.
47173 Benicia Street, Fremont, CA 94538; USA TEL:(510) 319-4000 FAX:(510) 661-0888
This report shall not be reproduced except in full, without the written approval of UL Verification Services Inc.

HIGH CHANNEL RESULTS

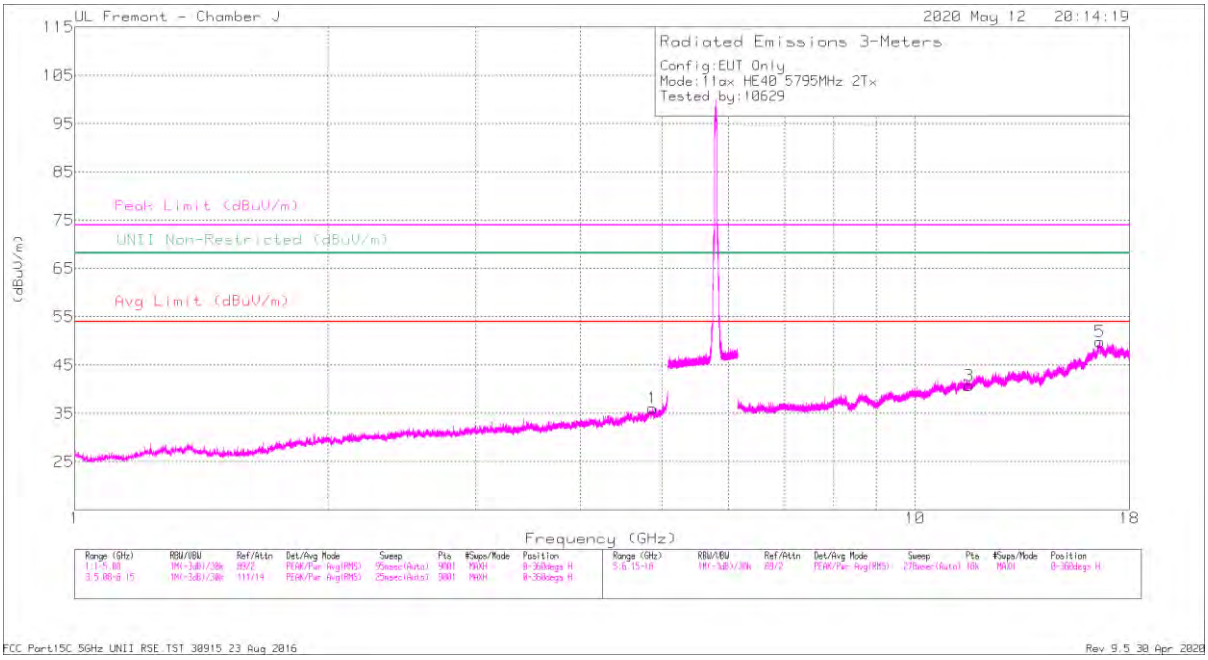

HORIZONTAL

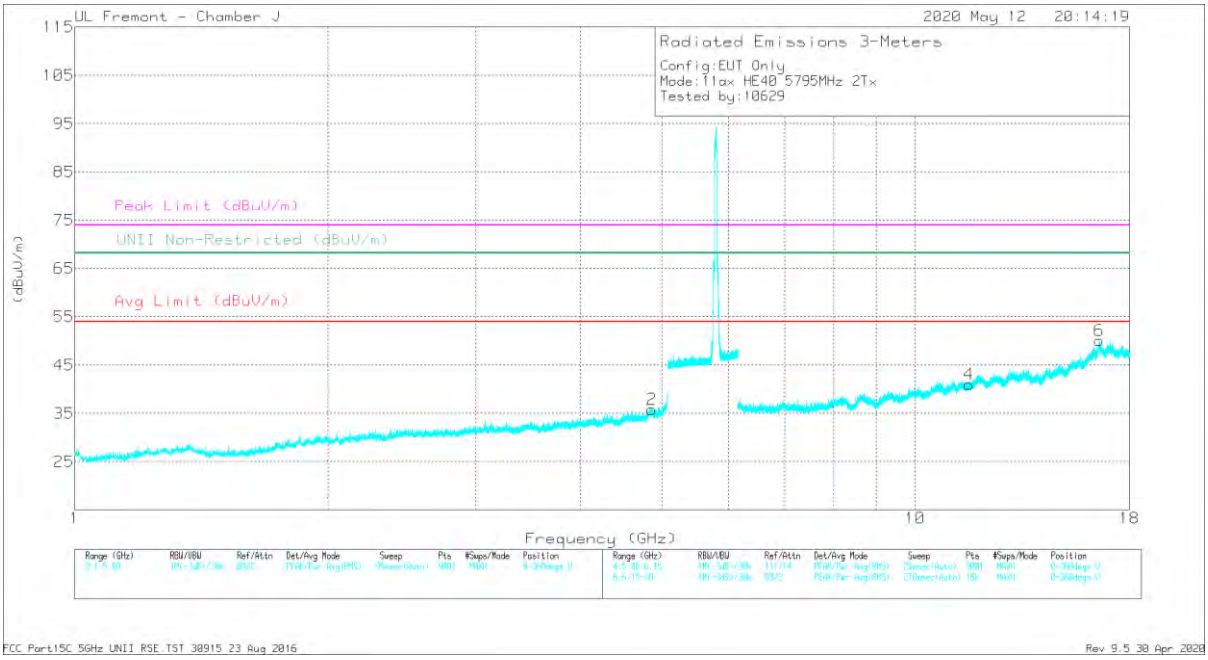

VERTICAL

UL VERIFICATION SERVICES INC.
47173 Benicia Street, Fremont, CA 94538; USA TEL:(510) 319-4000 FAX:(510) 661-0888
This report shall not be reproduced except in full, without the written approval of UL Verification Services Inc.

RADIATED EMISSIONS

Marker	Frequency (GHz)	Meter Reading (dBuV)	Det	AF T344 (dB/m)	Amp/Cbl/Fltr/Pad (dB)	Corrected Reading (dBuV/m)	Avg Limit (dBuV/m)	Margin (dB)	Peak Limit (dBuV/m)	PK Margin (dB)	UNII Non-Restricted (dBuV/m)	PK Margin (dB)	Azimuth (Degs)	Height (cm)	Polarity
1	* 4.87066	39.36	PK-U	34.1	-29.8	43.66	-	-	74	-30.34	-	-	258	248	H
	* 4.87144	29.41	ADR	34.1	-29.8	33.71	54	-20.29	-	-	-	-	258	248	H
2	* 4.86248	39.73	PK-U	34.2	-30.1	43.83	-	-	74	-30.17	-	-	199	323	V
	* 4.8627	29.33	ADR	34.2	-30.1	33.43	54	-20.57	-	-	-	-	199	323	V
3	* 11.59062	33.96	PK-U	38.2	-23	49.16	-	-	74	-24.84	-	-	122	169	H
	* 11.59069	23.96	ADR	38.2	-23	39.16	54	-14.84	-	-	-	-	122	169	H
4	16.59114	33.68	PK-U	42.1	-19	56.78	-	-	-	-	68.2	-11.42	294	189	H
5	* 11.59135	33.45	PK-U	38.2	-23	48.65	-	-	74	-25.35	-	-	185	385	V
	* 11.58751	24	ADR	38.3	-23	39.3	54	-14.7	-	-	-	-	185	385	V
6	16.58546	34.01	PK-U	42.1	-18.9	57.21	-	-	-	-	68.2	-10.99	142	297	V

* - indicates frequency in CFR47 Pt 15 / IC RSS-Restricted Band
PK-U - U-NII: Maximum Peak
ADR - U-NII AD primary method, RMS average

UL VERIFICATION SERVICES INC.
47173 Benicia Street, Fremont, CA 94538; USA TEL:(510) 319-4000 FAX:(510) 661-0888
This report shall not be reproduced except in full, without the written approval of UL Verification Services Inc.

2TX ANT 5 + ANT 6 OFDMA MODE – 26 Tones, RU Index 0

BANDEDGE (LOW CHANNEL)

HORIZONTAL RESULT

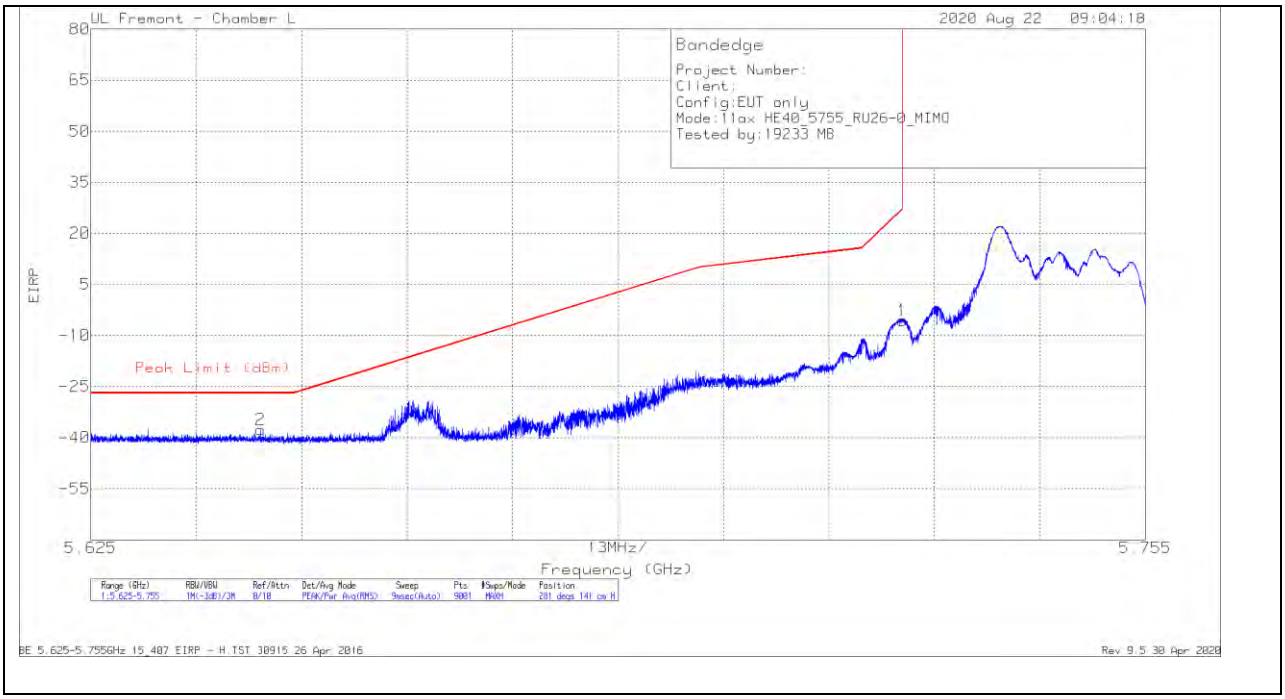

Marker	Frequency (GHz)	Meter Reading (dBm)	Det	AF 344 (dB/m)	Amp/Cbl/Fltr/Pad (dB)	Conversion Factor (dB)	Corrected Reading EIRP	Peak Limit (dBm)	PK Margin (dB)	Azimuth (Degs)	Height (cm)	Polarity
1	5.725	-35.5	Pk	34.7	-16.6	11.8	-5.6	26.99	-32.59	281	141	H
2	5.6459	-67.7	Pk	34.8	-16.6	11.8	-37.7	-27	-10.7	281	141	H

Pk - Peak detector

UL VERIFICATION SERVICES INC.
47173 Benicia Street, Fremont, CA 94538; USA TEL:(510) 319-4000 FAX:(510) 661-0888
This report shall not be reproduced except in full, without the written approval of UL Verification Services Inc.

VERTICAL RESULT

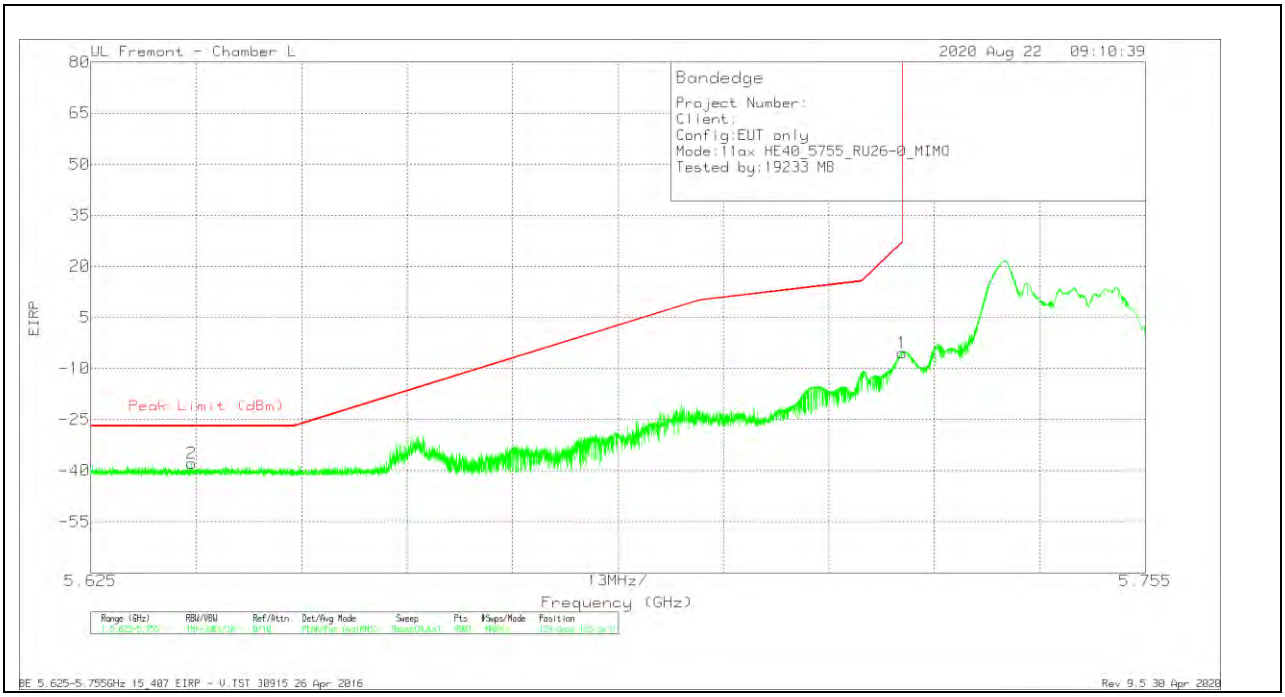

Marker	Frequency (GHz)	Meter Reading (dBm)	Det	AF 344 (dB/m)	Amp/Cbl/Fltr/Pad (dB)	Conversion Factor (dB)	Corrected Reading EIRP	Peak Limit (dBm)	PK Margin (dB)	Azimuth (Degs)	Height (cm)	Polarity
1	5.725	-35.32	Pk	34.7	-16.6	11.8	-5.42	26.99	-32.41	129	133	V
2	5.63739	-67.76	Pk	34.7	-16.6	11.8	-37.86	-27	-10.86	129	133	V

Pk - Peak detector

UL VERIFICATION SERVICES INC.
47173 Benicia Street, Fremont, CA 94538; USA TEL:(510) 319-4000 FAX:(510) 661-0888
This report shall not be reproduced except in full, without the written approval of UL Verification Services Inc.

2TX ANT 5 + ANT 6 OFDMA MODE – 26 Tones, RU Index 17

BANDEDGE (HIGH CHANNEL)

HORIZONTAL RESULT

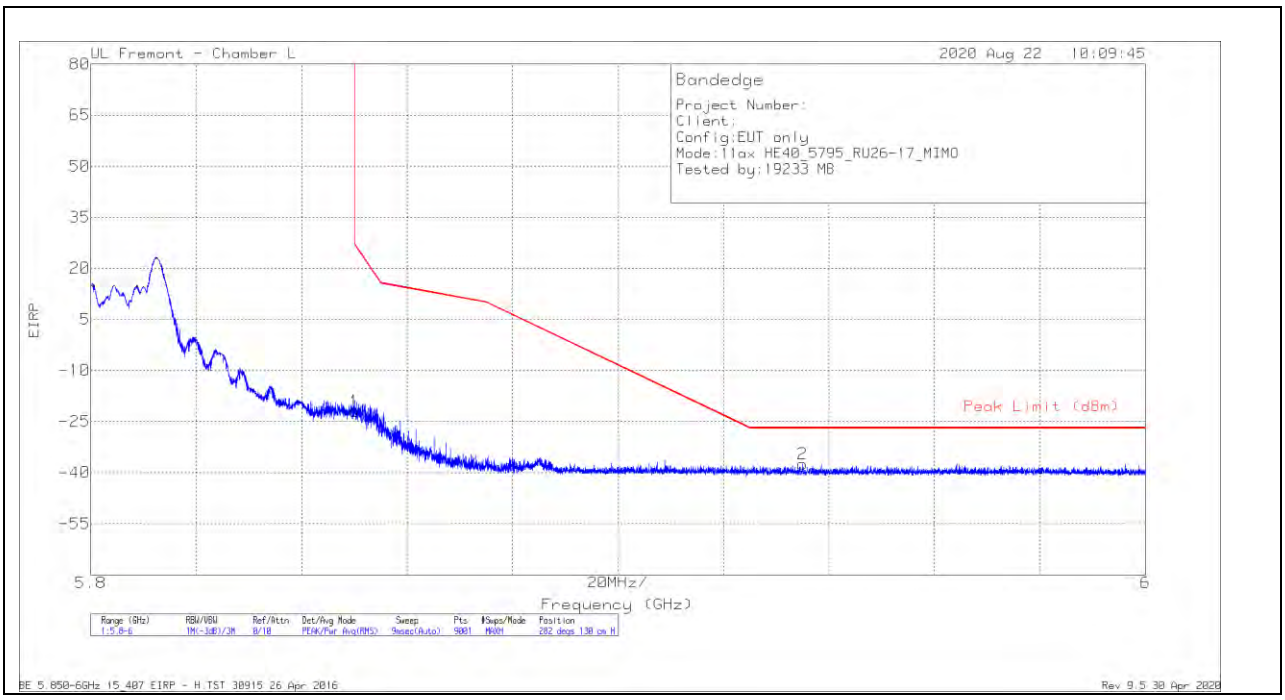

Marker	Frequency (GHz)	Meter Reading (dBm)	Det	AF 344 (dB/m)	Amp/Cbl/Fltr/Pad (dB)	Conversion Factor (dB)	Corrected Reading EIRP	Peak Limit (dBm)	PK Margin (dB)	Azimuth (Degs)	Height (cm)	Polarity
1	5.85002	-52.18	Pk	35	-16.7	11.8	-22.08	26.95	-49.03	282	130	H
2	5.93502	-68.12	Pk	35.2	-16.3	11.8	-37.42	-27	-10.42	282	130	H

Pk - Peak detector

UL VERIFICATION SERVICES INC.
47173 Benicia Street, Fremont, CA 94538; USA TEL:(510) 319-4000 FAX:(510) 661-0888
This report shall not be reproduced except in full, without the written approval of UL Verification Services Inc.

VERTICAL RESULT

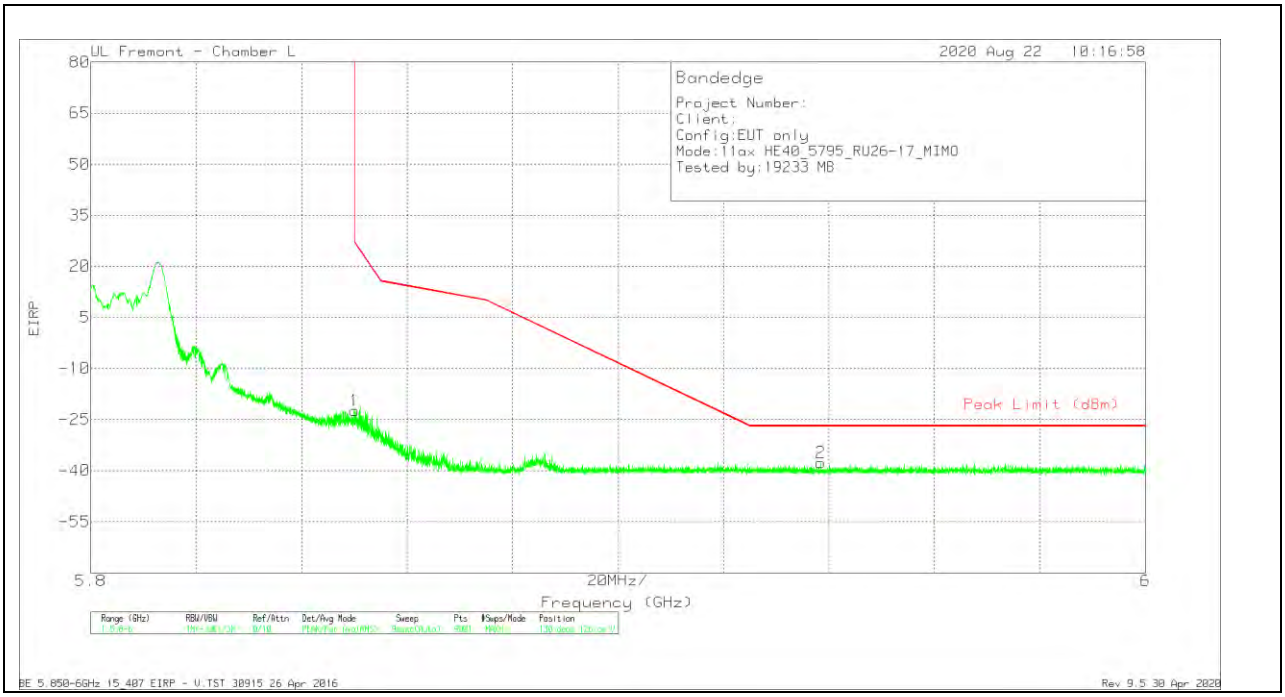

Marker	Frequency (GHz)	Meter Reading (dBm)	Det	AF 344 (dB/m)	Amp/Cbl/Fltr/Pad (dB)	Conversion Factor (dB)	Corrected Reading EIRP	Peak Limit (dBm)	PK Margin (dB)	Azimuth (Degs)	Height (cm)	Polarity
1	5.85002	-52.47	Pk	35	-16.7	11.8	-22.37	26.95	-49.32	130	126	V
2	5.93844	-68.32	Pk	35.2	-16.3	11.8	-37.62	-27	-10.62	130	126	V

Pk - Peak detector

UL VERIFICATION SERVICES INC.
47173 Benicia Street, Fremont, CA 94538; USA TEL:(510) 319-4000 FAX:(510) 661-0888
This report shall not be reproduced except in full, without the written approval of UL Verification Services Inc.

2TX ANT 5 + ANT 6 OFDMA MODE – 26 Tones, RU Index 17

HARMONICS AND SPURIOUS EMISSIONS

LOW CHANNEL RESULTS

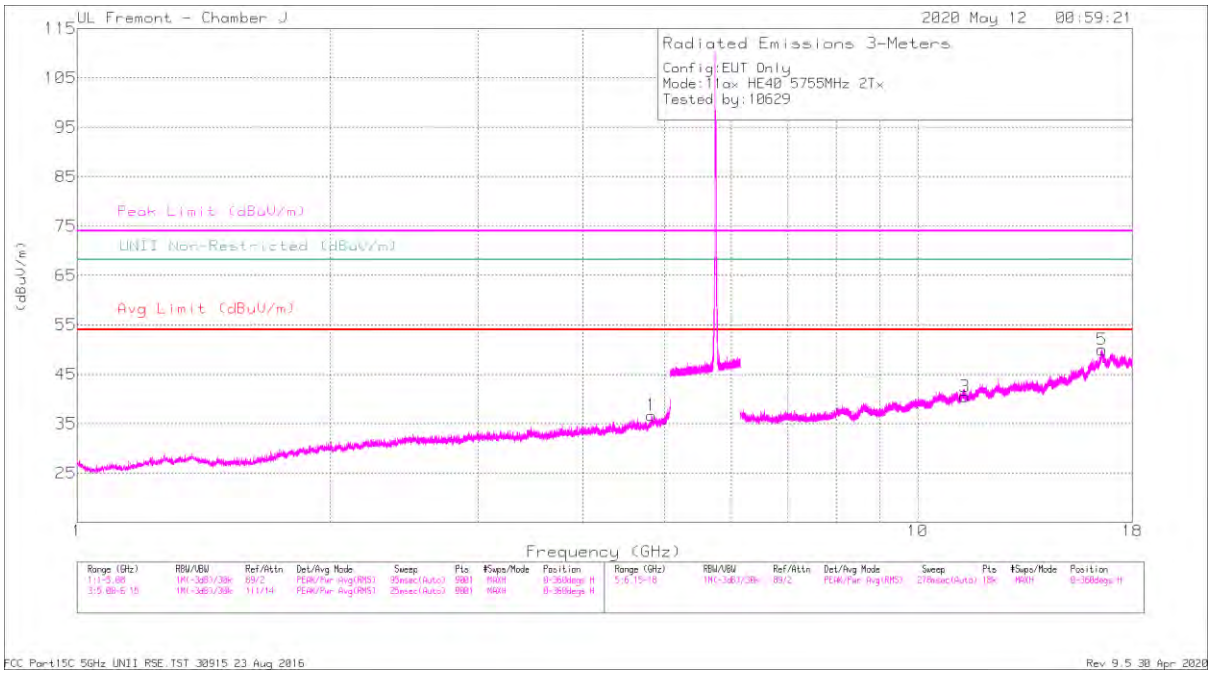

HORIZONTAL

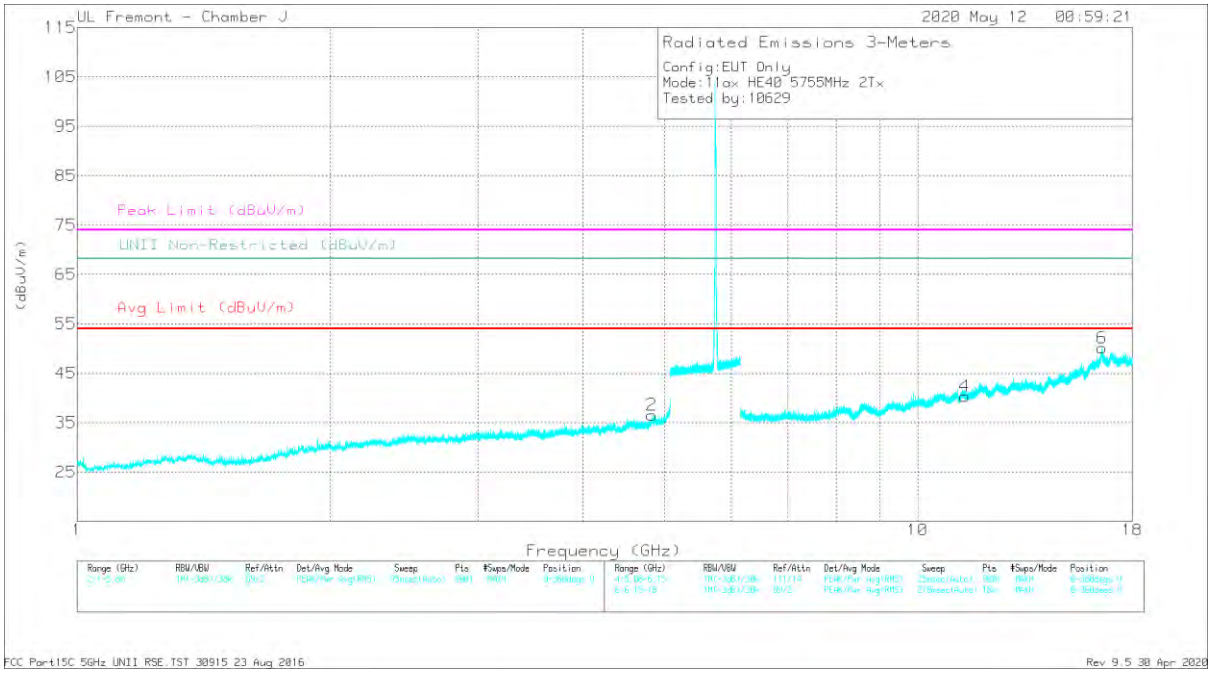

VERTICAL

UL VERIFICATION SERVICES INC.
47173 Benicia Street, Fremont, CA 94538; USA TEL:(510) 319-4000 FAX:(510) 661-0888
This report shall not be reproduced except in full, without the written approval of UL Verification Services Inc.

RADIATED EMISSIONS

Marker	Frequency (GHz)	Meter Reading (dBuV)	Det	AF T344 (dB/m)	Amp/Cbl/Fltr/Pad (dB)	Corrected Reading (dBuV/m)	Avg Limit (dBuV/m)	Margin (dB)	Peak Limit (dBuV/m)	PK Margin (dB)	UNII Non-Restricted (dBuV/m)	PK Margin (dB)	Azimuth (Degs)	Height (cm)	Polarity
1	* 4.82268	40.64	PK-U	34.2	-30.7	44.14	-	-	74	-29.86	-	-	28	206	H
	* 4.82279	30.46	ADR	34.2	-30.7	33.96	54	-20.04	-	-	-	-	28	206	H
2	* 4.82684	40.17	PK-U	34.3	-30.6	43.87	-	-	74	-30.13	-	-	276	154	V
	* 4.82824	30.02	ADR	34.3	-30.6	33.72	54	-20.28	-	-	-	-	276	154	V
3	* 11.37528	33.7	PK-U	38	-22.8	48.9	-	-	74	-25.1	-	-	84	292	H
	* 11.3751	23.32	ADR	38	-22.8	38.52	54	-15.48	-	-	-	-	84	292	H
5	16.5695	32.99	PK-U	42	-18.9	56.09	-	-	-	-	68.2	-12.11	233	174	H
4	* 11.37624	34.06	PK-U	38	-22.8	49.26	-	-	74	-24.74	-	-	300	336	V
	* 11.37609	23.53	ADR	38	-22.8	38.73	54	-15.27	-	-	-	-	300	336	V
6	16.57628	34.51	PK-U	42	-18.9	57.61	-	-	-	-	68.2	-10.59	190	140	V

* - indicates frequency in CFR47 Pt 15 / IC RSS-Restricted Band
PK-U - U-NII: Maximum Peak
ADR - U-NII AD primary method, RMS average

UL VERIFICATION SERVICES INC.
47173 Benicia Street, Fremont, CA 94538; USA TEL:(510) 319-4000 FAX:(510) 661-0888
This report shall not be reproduced except in full, without the written approval of UL Verification Services Inc.

HIGH CHANNEL RESULTS

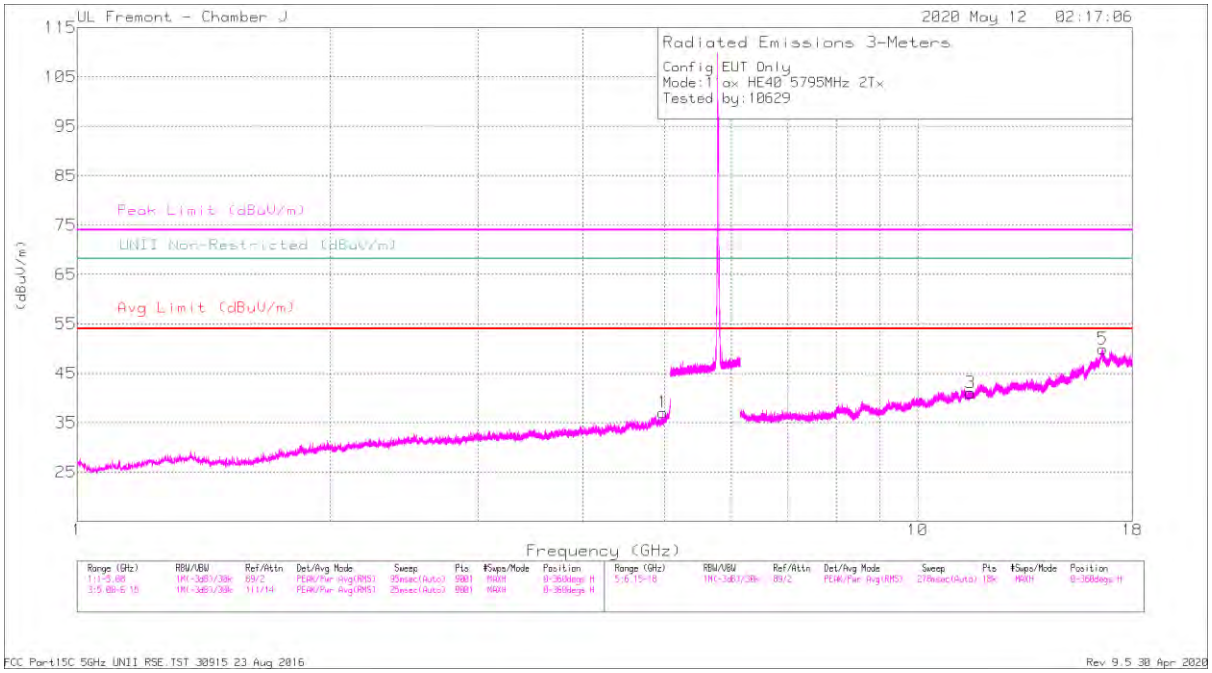

HORIZONTAL

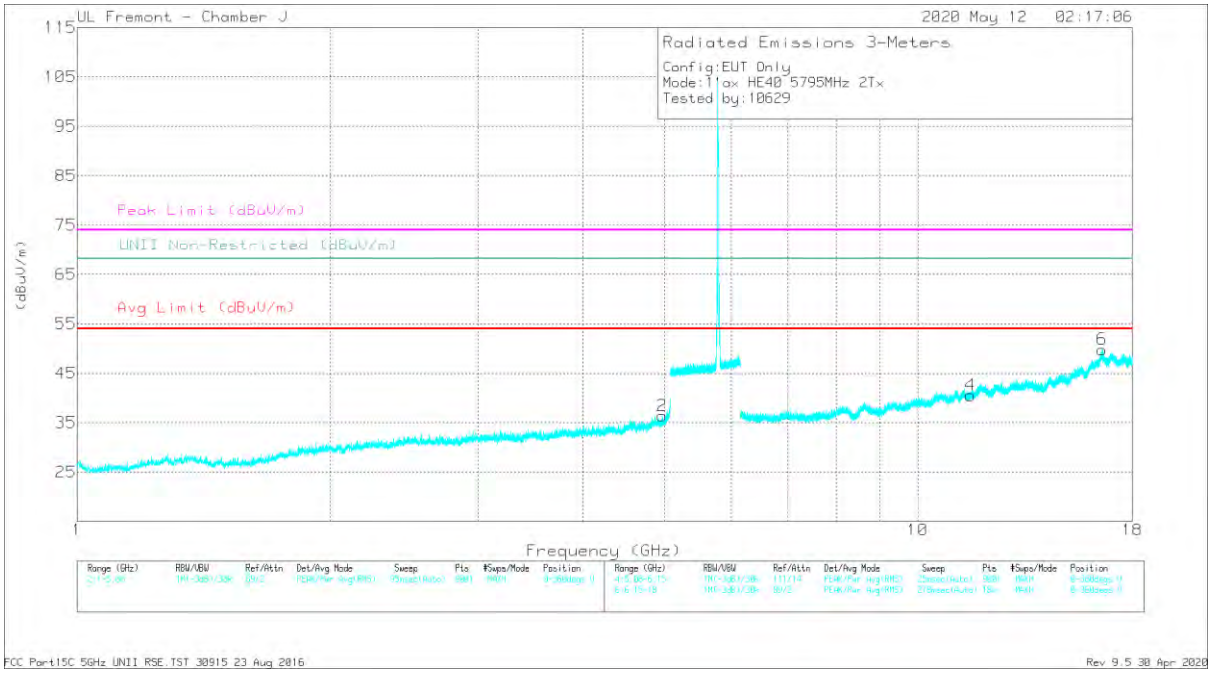

VERTICAL

UL VERIFICATION SERVICES INC.
47173 Benicia Street, Fremont, CA 94538; USA TEL:(510) 319-4000 FAX:(510) 661-0888
This report shall not be reproduced except in full, without the written approval of UL Verification Services Inc.

RADIATED EMISSIONS

Marker	Frequency (GHz)	Meter Reading (dBuV)	Det	AF T344 (dB/m)	Amp/Cbl/Fltr/Pad (dB)	Corrected Reading (dBuV/m)	Avg Limit (dBuV/m)	Margin (dB)	Peak Limit (dBuV/m)	PK Margin (dB)	UNII Non-Restricted (dBuV/m)	PK Margin (dB)	Azimuth (Degs)	Height (cm)	Polarity
1	* 4.97437	38.97	PK-U	34.2	-29.4	43.77	-	-	74	-30.23	-	-	186	246	H
	* 4.97746	29	ADR	34.1	-29.4	33.7	54	-20.3	-	-	-	-	186	246	H
2	* 4.96876	39.74	PK-U	34.1	-29.3	44.54	-	-	74	-29.46	-	-	15	252	V
	* 4.9685	28.54	ADR	34.1	-29.3	33.34	54	-20.66	-	-	-	-	15	252	V
3	* 11.55457	33.77	PK-U	38.2	-23.1	48.87	-	-	74	-25.13	-	-	121	305	H
	* 11.5549	23.5	ADR	38.2	-23.1	38.6	54	-15.4	-	-	-	-	121	305	H
5	16.59833	32.82	PK-U	42.2	-19	56.02	-	-	-	-	68.2	-12.18	130	206	H
4	* 11.55258	33.63	PK-U	38.2	-23.1	48.73	-	-	74	-25.27	-	-	87	257	V
	* 11.55326	23.43	ADR	38.2	-23.1	38.53	54	-15.47	-	-	-	-	87	257	V
6	16.5706	34.31	PK-U	42	-18.9	57.41	-	-	-	-	68.2	-10.79	243	382	V

* - indicates frequency in CFR47 Pt 15 / IC RSS-Restricted Band
PK-U - U-NII: Maximum Peak
ADR - U-NII AD primary method, RMS average

UL VERIFICATION SERVICES INC.
47173 Benicia Street, Fremont, CA 94538; USA TEL:(510) 319-4000 FAX:(510) 661-0888
This report shall not be reproduced except in full, without the written approval of UL Verification Services Inc.

1.1.24. TX ABOVE 1 GHz 802.11ax HE80 MODE IN THE 5.8 GHz BAND

1TX ANT 5 – SU, RU Index 67

BANDEDGE (CHANNEL 155 LOW EDGE)

HORIZONTAL RESULT

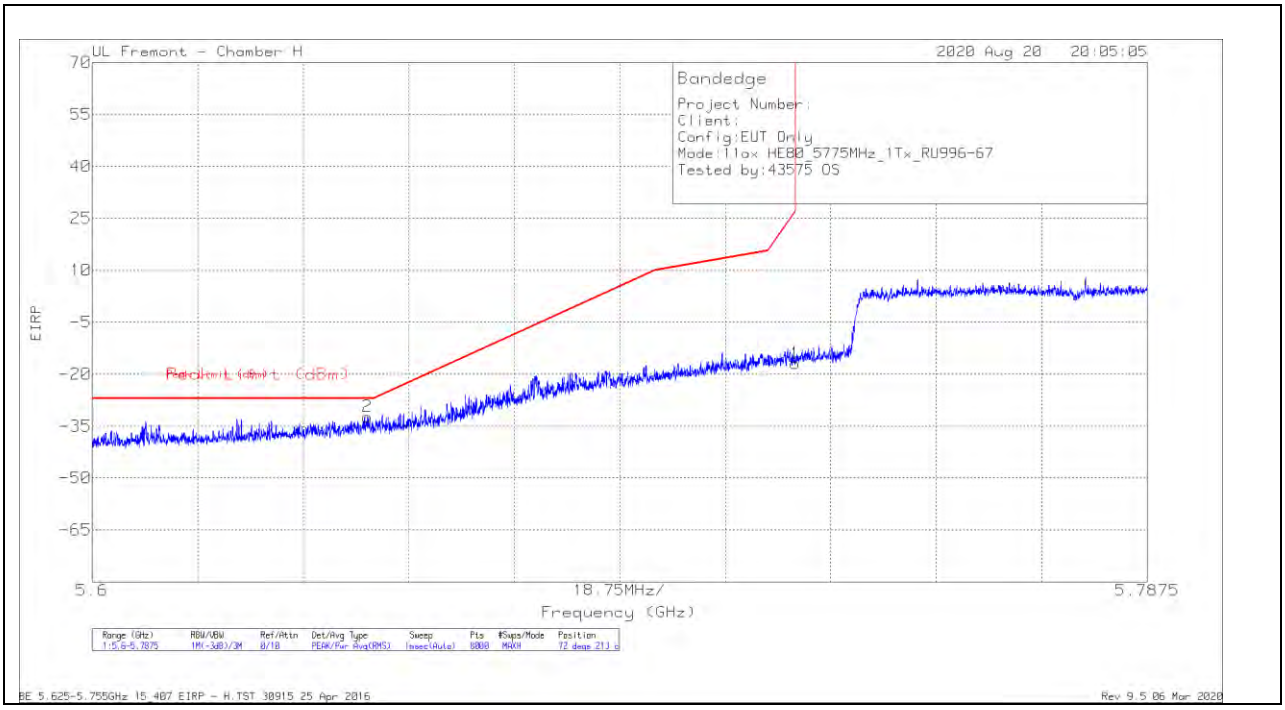

Marker	Frequency (GHz)	Meter Reading (dBm)	Det	AF T863 (dB/m)	Amp/Cbl/Fltr/Pad (dB)	Conversion Factor (dB)	Corrected Reading EIRP	Peak Limit (dBm)	PK Margin (dB)	Azimuth (Degs)	Height (cm)	Polarity
2	5.64887	-58.15	Pk	35.1	-21	11.8	-32.25	-27	-5.25	72	213	H
1	5.72498	-42.6	Pk	35	-21.1	11.8	-16.9	26.96	-43.86	72	213	H

Pk - Peak detector

UL VERIFICATION SERVICES INC.
47173 Benicia Street, Fremont, CA 94538; USA TEL:(510) 319-4000 FAX:(510) 661-0888
This report shall not be reproduced except in full, without the written approval of UL Verification Services Inc.